

1992

\$5

'91 ALL-STAR
CRAIG BIGGIO

'91 ALL-STAR
PETE HARNISCH

'91 N.L. ROOKIE
OF THE YEAR
JEFF BAGWELL



**MEDIA
GUIDE**

Taste Our Best!



This season, we're going with our best, new 93% Fat Free Armour Premium Lean Hot Dogs and Armour Premium Hot Dogs. In Meat or Beef, they have that great Armour taste that Astro fans know and love. That's why Armour is official hot dog of the Houston Astros.

 **ARMOUR®**

Official Hot Dog of the Houston Astros.



More publications available at:

www.retroseasons.com/library/

1992 SPRING TRAINING SCHEDULE

Day	Date	Opponent	SITE	Time
Fri.	March 6	Kansas City	Baseball City	12:05
Sat.	March 7	NEW YORK YANKEES	KISSIMMEE	12:05
Sun.	March 8	Los Angeles	Vero Beach	12:35
Mon.	March 9	BOSTON	KISSIMMEE	12:05
Tue.	March 10	LOS ANGELES	KISSIMMEE	12:05
Wed.	March 11	NEW YORK METS (SS)	KISSIMMEE	12:05
		Kansas City (SS)	Baseball City	12:05
Thu.	March 12	KANSAS CITY	KISSIMMEE	12:05
Fri.	March 13	CINCINNATI	KISSIMMEE	12:05
Sat.	March 14	Philadelphia	Clearwater	12:05
Sun.	March 15	CINCINNATI	KISSIMMEE	12:05
Mon.	March 16	MONTREAL	KISSIMMEE	12:05
Tue.	March 17	Pittsburgh	Bradenton	12:05
Wed.	March 18	Atlanta	West Palm Beach	12:05
Thu.	March 19	DETROIT	KISSIMMEE	12:05
Fri.	March 20	New York Mets	Port St. Lucie	12:10
Sat.	March 21	KANSAS CITY	KISSIMMEE	12:05
Sun.	March 22	Cincinnati	Plant City	12:05
Mon.	March 23	Scheduled Off Day		
Tue.	March 24	Boston	Winter Haven	12:05
Wed.	March 25	NEW YORK METS	KISSIMMEE	12:05
Thu.	March 26	DETROIT	KISSIMMEE	6:05
Fri.	March 27	Kansas City	Baseball City	6:35
Sat.	March 28	New York Mets	Port St. Lucie	12:10
Sun.	March 29	ATLANTA	KISSIMMEE	12:05
Mon.	March 30	Detroit	Lakeland	6:05
Tue.	March 31	Los Angeles	Vero Beach	12:35
Wed.	April 1	Montreal	West Palm Beach	12:05
Thu.	April 2	St. Louis	St. Petersburg	12:05
Fri.	April 3	Texas	Arlington, TX	7:35
Sat.	April 4	Chicago (AL)	Denver, CO	2:00
Sun.	April 5	Chicago (AL)	Denver, CO	2:00

All starting times are Central time and subject to change.

(SS) - Split Squad Game

ASTROS SPRING TRAINING INFORMATION

Street Address:

Osceola County Stadium
1000 Osceola Blvd.
Kissimmee, FL 34744

Mailing Address:

Osceola County Stadium
P.O. Box 422229
Kissimmee, FL 34742-2229

Telephones (Area Code 407):

Switchboard (Major & Minor Leagues)933-6500
Ticket Information933-2520
Tickets by phone (Ticketmaster)839-3900
Baseball Office FAX847-6237
Public Relations Office FAX933-7574

1992 SPRING TRAINING SCHEDULE

Day	Date	Opponent	SITE	Time
Fri.	March 6	Kansas City	Baseball City	12:05
Sat.	March 7	NEW YORK YANKEES	KISSIMMEE	12:05
Sun.	March 8	Los Angeles	Vero Beach	12:35
Mon.	March 9	BOSTON	KISSIMMEE	12:05
Tue.	March 10	LOS ANGELES	KISSIMMEE	12:05
Wed.	March 11	NEW YORK METS (SS)	KISSIMMEE	12:05
		Kansas City (SS)	Baseball City	12:05
Thu.	March 12	KANSAS CITY	KISSIMMEE	12:05
Fri.	March 13	CINCINNATI	KISSIMMEE	12:05
Sat.	March 14	Philadelphia	Clearwater	12:05
Sun.	March 15	CINCINNATI	KISSIMMEE	12:05
Mon.	March 16	MONTREAL	KISSIMMEE	12:05
Tue.	March 17	Pittsburgh	Bradenton	12:05
Wed.	March 18	Atlanta	West Palm Beach	12:05
Thu.	March 19	DETROIT	KISSIMMEE	12:05
Fri.	March 20	New York Mets	Port St. Lucie	12:10
Sat.	March 21	KANSAS CITY	KISSIMMEE	12:05
Sun.	March 22	Cincinnati	Plant City	12:05
Mon.	March 23	Scheduled Off Day		
Tue.	March 24	Boston	Winter Haven	12:05
Wed.	March 25	NEW YORK METS	KISSIMMEE	12:05
Thu.	March 26	DETROIT	KISSIMMEE	6:05
Fri.	March 27	Kansas City	Baseball City	6:35
Sat.	March 28	New York Mets	Port St. Lucie	12:10
Sun.	March 29	ATLANTA	KISSIMMEE	12:05
Mon.	March 30	Detroit	Lakeland	6:05
Tue.	March 31	Los Angeles	Vero Beach	12:35
Wed.	April 1	Montreal	West Palm Beach	12:05
Thu.	April 2	St. Louis	St. Petersburg	12:05
Fri.	April 3	Texas	Arlington, TX	7:35
Sat.	April 4	Chicago (AL)	Denver, CO	2:00
Sun.	April 5	Chicago (AL)	Denver, CO	2:00

All starting times are Central time and subject to change.
(SS) - Split Squad Game

ASTROS SPRING TRAINING INFORMATION

Street Address:
Osceola County Stadium
1000 Osceola Blvd.
Kissimmee, FL 34744

Mailing Address:
Osceola County Stadium
P.O. Box 422229
Kissimmee, FL 34742-2229

Telephones (Area Code 407):
Switchboard (Major & Minor Leagues)933-6500
Ticket Information933-2520
Tickets by phone (Ticketmaster)839-3900
Baseball Office FAX847-6237
Public Relations Office FAX933-7574

SUN	APRIL		MAY	
	MON	TUES	WED	THURS
		1		
5				
6	7	8	9	10
13	14	15	16	17
20	21	22	23	24
27	28	29	30	31

SUN	JUNE		JULY	
	MON	TUES	WED	THURS
7	8	9	10	11
14	15	16	17	18
21	22	23	24	25
28	29	30	31	

SUN	AUGUST		SEPTEMBER/OCTOBER	
	MON	TUES	WED	THURS
2	3	4	5	6
13	14	15	16	17
24	25	26	27	28
31				

SUN	MAY		JUNE	
	MON	TUES	WED	THURS
1	2	3	4	5
12	13	14	15	16
23	24	25	26	27
30	31			

SUN	JULY		AUGUST	
	MON	TUES	WED	THURS
5	6	7	8	9
12	13	14	15	16
19	20	21	22	23
26	27	28	29	30
31				

HOME	AWAY	
	WIN	LOSS
1	0	0
2	1	0
3	0	1
4	1	0
5	0	1
6	1	0
7	0	1
8	1	0
9	0	1
10	1	0
11	0	1
12	1	0
13	0	1
14	1	0
15	0	1
16	1	0
17	0	1
18	1	0
19	0	1
20	1	0
21	0	1
22	1	0
23	0	1
24	1	0
25	0	1
26	1	0
27	0	1
28	1	0
29	0	1
30	1	0
31	0	1

HOME	AWAY	
	WIN	LOSS
1	0	0
2	1	0
3	0	1
4	1	0
5	0	1
6	1	0
7	0	1
8	1	0
9	0	1
10	1	0
11	0	1
12	1	0
13	0	1
14	1	0
15	0	1
16	1	0
17	0	1
18	1	0
19	0	1
20	1	0
21	0	1
22	1	0
23	0	1
24	1	0
25	0	1
26	1	0
27	0	1
28	1	0
29	0	1
30	1	0
31	0	1

HOME	AWAY	
	WIN	LOSS
1	0	0
2	1	0
3	0	1
4	1	0
5	0	1
6	1	0
7	0	1
8	1	0
9	0	1
10	1	0
11	0	1
12	1	0
13	0	1
14	1	0
15	0	1
16	1	0
17	0	1
18	1	0
19	0	1
20	1	0
21	0	1
22	1	0
23	0	1
24	1	0
25	0	1
26	1	0
27	0	1
28	1	0
29	0	1
30	1	0
31	0	1

1992 Houston Astros Non-Roster Players

NO.	PITCHERS (4)	B	T	HT.	WT.	BORN	BIRTHPLACE	RESIDENCE	1991 CLUB	W-L	ERA	G	GS	CG	SV	IP	H	R	ER	BB	SO	ML.SER.	
54	Boover, Joe	R	R	6-1	200	10/4/60	St. Louis, MO	Pain Harbor, FL	Philadelphia	3-5	3.94	69	0	0	0	98.1	90	45	42	54	89	4,080	
23	Jones, Doug	R	R	6-2	195	6/24/57	Conna, CA	Tucson, AZ	Cleveland	4-8	5.54	35	4	0	7	63.1	87	42	39	17	42	4,138	
47	Murphy, Rob	L	L	6-2	215	5/6/60	Miami, FL	Cleveland	2-2	3.96	27	2	0	1	33.2	30	14	13	6	23	5,115		
62	Richards, Dave	L	L	6-3	195	9/16/67	Freeport Island, IL	San Diego, CA	Jacksonville	5-0	1.57	10	0	0	0	23.0	12	4	4	3	21	0,000	
NO.	CATCHERS (3)	B	T	HT. <td>WT.<td>BORN<td>BIRTHPLACE<td>RESIDENCE<td>1991 CLUB<td>AVG.</td><td>G</td><td>AB</td><td>R</td><td>H</td><td>2B</td><td>3B</td><td>HR</td><td>RBI</td><td>BB</td><td>SO</td><td>SB</td><td>ML.SER.</td></td></td></td></td></td>	WT. <td>BORN<td>BIRTHPLACE<td>RESIDENCE<td>1991 CLUB<td>AVG.</td><td>G</td><td>AB</td><td>R</td><td>H</td><td>2B</td><td>3B</td><td>HR</td><td>RBI</td><td>BB</td><td>SO</td><td>SB</td><td>ML.SER.</td></td></td></td></td>	BORN <td>BIRTHPLACE<td>RESIDENCE<td>1991 CLUB<td>AVG.</td><td>G</td><td>AB</td><td>R</td><td>H</td><td>2B</td><td>3B</td><td>HR</td><td>RBI</td><td>BB</td><td>SO</td><td>SB</td><td>ML.SER.</td></td></td></td>	BIRTHPLACE <td>RESIDENCE<td>1991 CLUB<td>AVG.</td><td>G</td><td>AB</td><td>R</td><td>H</td><td>2B</td><td>3B</td><td>HR</td><td>RBI</td><td>BB</td><td>SO</td><td>SB</td><td>ML.SER.</td></td></td>	RESIDENCE <td>1991 CLUB<td>AVG.</td><td>G</td><td>AB</td><td>R</td><td>H</td><td>2B</td><td>3B</td><td>HR</td><td>RBI</td><td>BB</td><td>SO</td><td>SB</td><td>ML.SER.</td></td>	1991 CLUB <td>AVG.</td> <td>G</td> <td>AB</td> <td>R</td> <td>H</td> <td>2B</td> <td>3B</td> <td>HR</td> <td>RBI</td> <td>BB</td> <td>SO</td> <td>SB</td> <td>ML.SER.</td>	AVG.	G	AB	R	H	2B	3B	HR	RBI	BB	SO	SB	ML.SER.	
49	Lyns, Barry	R	R	6-1	200	6/3/60	Bloom, MS	Bloom, MS	Los Angeles	.000	9	0	0	0	0	0	2	23	10	0	2	4,066	
69	Makarawicz, Scott	R	R	6-0	200	3/1/67	Grand Rapids, MI	Grand Rapids, MI	Edmonton	.200	47	15	51	13	0	0	2	23	10	0	0	0	
71	Massaroli, John	R	R	6-2	200	1/23/66	Dover, OH	Canton, OH	California	.200	2	5	0	1	0	0	0	0	0	0	0	0	
NO.	INFELDERS (6)	B	T	HT. <td>WT.<td>BORN<td>BIRTHPLACE<td>RESIDENCE<td>1991 CLUB<td>AVG.</td><td>G</td><td>AB</td><td>R</td><td>H</td><td>2B</td><td>3B</td><td>HR</td><td>RBI</td><td>BB</td><td>SO</td><td>SB</td><td>ML.SER.</td></td></td></td></td></td>	WT. <td>BORN<td>BIRTHPLACE<td>RESIDENCE<td>1991 CLUB<td>AVG.</td><td>G</td><td>AB</td><td>R</td><td>H</td><td>2B</td><td>3B</td><td>HR</td><td>RBI</td><td>BB</td><td>SO</td><td>SB</td><td>ML.SER.</td></td></td></td></td>	BORN <td>BIRTHPLACE<td>RESIDENCE<td>1991 CLUB<td>AVG.</td><td>G</td><td>AB</td><td>R</td><td>H</td><td>2B</td><td>3B</td><td>HR</td><td>RBI</td><td>BB</td><td>SO</td><td>SB</td><td>ML.SER.</td></td></td></td>	BIRTHPLACE <td>RESIDENCE<td>1991 CLUB<td>AVG.</td><td>G</td><td>AB</td><td>R</td><td>H</td><td>2B</td><td>3B</td><td>HR</td><td>RBI</td><td>BB</td><td>SO</td><td>SB</td><td>ML.SER.</td></td></td>	RESIDENCE <td>1991 CLUB<td>AVG.</td><td>G</td><td>AB</td><td>R</td><td>H</td><td>2B</td><td>3B</td><td>HR</td><td>RBI</td><td>BB</td><td>SO</td><td>SB</td><td>ML.SER.</td></td>	1991 CLUB <td>AVG.</td> <td>G</td> <td>AB</td> <td>R</td> <td>H</td> <td>2B</td> <td>3B</td> <td>HR</td> <td>RBI</td> <td>BB</td> <td>SO</td> <td>SB</td> <td>ML.SER.</td>	AVG.	G	AB	R	H	2B	3B	HR	RBI	BB	SO	SB	ML.SER.	
55	Boeker, Rod	L	R	6-0	175	9/4/43	Los Angeles, CA	Upland, CA	Philadelphia	.226	28	53	3	12	1	0	0	6	3	1	5	2,171	
68	Diehlman, Barry	R	R	6-1	200	1/23/62	Brooklyn, NY	Theater, NY	Rhode Island	.287	184	427	52	114	23	3	18	63	41	52	5	2,003	
30	Parker, Rick	R	R	6-0	195	3/20/63	Kansas City, MO	Independence, MO	Phoenix	.000	85	297	41	89	10	0	0	4	1	26	5	1,020	
16	Ramirez, Rafael	R	R	5-11	190	2/18/69	San Pedro de Macoris, DR	San Pedro de Macoris, DR	San Francisco	.071	13	14	0	0	1	0	0	0	0	0	3	0	
13	Riles, Ernest	L	R	6-1	180	10/2/60	Norfolk, VA	Talbot, VA	Houston	.236	101	233	17	55	4	0	1	20	13	40	3	1,063	
25	Walling, Denny	L	R	6-1	185	4/17/54	Naperville, IL	Waynesboro, VA	Oakland	.214	109	281	30	60	7	0	4	5	32	31	42	3	6,131
NO.	OUTFIELDERS (4)	B	T	HT. <td>WT.<td>BORN<td>BIRTHPLACE<td>RESIDENCE<td>1991 CLUB<td>AVG.</td><td>G</td><td>AB</td><td>R</td><td>H</td><td>2B</td><td>3B</td><td>HR</td><td>RBI</td><td>BB</td><td>SO</td><td>SB</td><td>ML.SER.</td></td></td></td></td></td>	WT. <td>BORN<td>BIRTHPLACE<td>RESIDENCE<td>1991 CLUB<td>AVG.</td><td>G</td><td>AB</td><td>R</td><td>H</td><td>2B</td><td>3B</td><td>HR</td><td>RBI</td><td>BB</td><td>SO</td><td>SB</td><td>ML.SER.</td></td></td></td></td>	BORN <td>BIRTHPLACE<td>RESIDENCE<td>1991 CLUB<td>AVG.</td><td>G</td><td>AB</td><td>R</td><td>H</td><td>2B</td><td>3B</td><td>HR</td><td>RBI</td><td>BB</td><td>SO</td><td>SB</td><td>ML.SER.</td></td></td></td>	BIRTHPLACE <td>RESIDENCE<td>1991 CLUB<td>AVG.</td><td>G</td><td>AB</td><td>R</td><td>H</td><td>2B</td><td>3B</td><td>HR</td><td>RBI</td><td>BB</td><td>SO</td><td>SB</td><td>ML.SER.</td></td></td>	RESIDENCE <td>1991 CLUB<td>AVG.</td><td>G</td><td>AB</td><td>R</td><td>H</td><td>2B</td><td>3B</td><td>HR</td><td>RBI</td><td>BB</td><td>SO</td><td>SB</td><td>ML.SER.</td></td>	1991 CLUB <td>AVG.</td> <td>G</td> <td>AB</td> <td>R</td> <td>H</td> <td>2B</td> <td>3B</td> <td>HR</td> <td>RBI</td> <td>BB</td> <td>SO</td> <td>SB</td> <td>ML.SER.</td>	AVG.	G	AB	R	H	2B	3B	HR	RBI	BB	SO	SB	ML.SER.	
56	Beatty, Mickey	R	R	5-10	187	6/17/61	Chattell, NY	Port St. Lucie, FL	Denver	.301	152	478	78	144	19	5	15	78	38	92	10	2,144	
28	Brayton, Peter	R	R	6-1	225	4/2/64	Pasadena, CA	Arlington, TX	Denver	.214	97	337	38	72	12	1	11	38	36	92	1	6,000	
24	Jones, Chris	R	R	6-2	205	12/16/65	Utica, NY	Liverpool, NY	Nashville	.243	73	267	29	65	5	5	4	9	33	19	9	1,012	
70	Maulk, Joe	R	R	5-11	180	10/20/63	Weimar, TX	Asheville, NC	Jackson	.289	133	492	76	144	17	4	0	15	94	41	62	20	1,000

Houston roster subject to change. Schedule as of 1/11/92 and subject to change. All times are Central Time. All games are broadcast on KSTX Channel 23 or Sports South. Entertainment (radio) and New (television) network.

1992 SPECIAL EVENT DATES
 April 10: Face & Honor Book Sign
 April 11: Spring Training Kick-off
 April 12: Opening Day
 April 13: Opening Day
 April 14: Opening Day
 April 15: Opening Day
 April 16: Opening Day
 April 17: Opening Day
 April 18: Opening Day
 April 19: Opening Day
 April 20: Opening Day
 April 21: Opening Day
 April 22: Opening Day
 April 23: Opening Day
 April 24: Opening Day
 April 25: Opening Day
 April 26: Opening Day
 April 27: Opening Day
 April 28: Opening Day
 April 29: Opening Day
 April 30: Opening Day
 May 1: Opening Day
 May 2: Opening Day
 May 3: Opening Day
 May 4: Opening Day
 May 5: Opening Day
 May 6: Opening Day
 May 7: Opening Day
 May 8: Opening Day
 May 9: Opening Day
 May 10: Opening Day
 May 11: Opening Day

1991 Club Statistics
 Total Runs Scored: 1,500 runs
 Total Hits: 15,000 hits
 Total Errors: 14 errors
 Total Home Runs: 145 home runs
 Total Stolen Bases: 113 stolen bases
 Total Sacrifices: 113 sacrifices
 Total Double Plays: 113 double plays
 Total Strikeouts: 113 strikeouts
 Total Walks: 113 walks
 Total Caught Stealing: 113 caught stealing
 Total Bases on Balls: 113 bases on balls
 Total Infield Flys: 113 infield flys
 Total Grounded Into Double Plays: 113 grounded into double plays
 Total Errors: 14 errors
 Total Home Runs: 145 home runs
 Total Stolen Bases: 113 stolen bases
 Total Sacrifices: 113 sacrifices
 Total Double Plays: 113 double plays
 Total Strikeouts: 113 strikeouts
 Total Walks: 113 walks
 Total Caught Stealing: 113 caught stealing
 Total Bases on Balls: 113 bases on balls
 Total Infield Flys: 113 infield flys
 Total Grounded Into Double Plays: 113 grounded into double plays

1992 Houston Astros Roster

Manager: Art Howe (18)

Coaches: Bob Cluck (55), Matt Galante (48), Rudy Jaramillo (42), Ed Ott (14), Tom Spencer (52)

Head Trainer: Dave Labossiere

Trainer Emeritus: Jim "Doc" Ewell

Public Relations: Rob Matwick

Traveling Secretary: Barry Waters
As of 1/6/92

NO.	PITCHERS (20)	B	T	HT.	WT.	BORN	BIRTHPLACE	RESIDENCE	1991 CLUB	W-L	ERA	G	GS	CG	SV	IP	H	R	ER	BB	SO	ML. SER.
41	Blair, Willie	R	R	6-1	185	12/18/65	Paintsville, KY	Lexington, KY	Colorado Springs	9-6	4.99	26	15	0	4	113.2	130	74	63	30	57	1.047
									Cleveland	2-3	6.75	11	5	0	0	36.0	58	27	27	10	13	
46	Bowen, Ryan	R	R	6-0	185	2/10/68	Hanford, CA	Hanford, CA	Tucson	5-5	4.38	18	18	2	0	98.2	114	56	46	56	78	0.080
									Houston	6-4	5.15	14	13	0	0	71.2	73	43	41	36	49	
35	Capel, Mike	R	R	6-1	175	10/13/61	Marshall, TX	Houston, TX	Houston	1-3	3.03	25	0	0	3	32.2	33	14	11	15	23	1.009
									Houston	4-2	2.40	30	0	0	3	56.1	49	16	15	17	44	
39	Gardner, Chris	R	R	6-0	175	3/30/69	Long Beach, CA	Paso Robles, CA	Jackson	13-5	3.15	22	22	1	0	131.1	116	57	46	75	72	0.031
									Houston	1-2	4.01	5	4	0	0	24.2	19	12	11	14	12	
60	Griffiths, Brian	R	R	6-2	190	5/29/68	Portland, OR	Milwaukie, OR	Osceola	4-3	1.92	18	8	0	0	61.0	43	18	13	17	44	0.000
27	Harnisch, Pete	R	R	6-0	207	9/23/66	Commack, NY	Belmar, NJ	Houston	12-9	2.70	33	33	4	0	216.2	169	71	65	83	172	2.135
50	Henry, Butch	L	L	6-1	195	10/7/68	El Paso, TX	El Paso, TX	Tucson	10-11	4.80	27	27	2	0	153.2	192	92	82	42	97	0.000
31	Hernandez, Xavier	L	R	6-2	185	8/16/65	Port Arthur, TX	Missouri City, TX	Tucson	2-1	2.75	16	3	0	4	36.0	35	16	11	9	34	2.015
									Houston	2-7	4.71	32	6	0	3	63.0	66	34	33	32	55	
37	Jones, Jimmy	R	R	6-2	190	4/20/64	Dallas, TX	Highland Village, TX	Houston	6-8	4.39	26	22	1	0	135.1	143	73	66	51	88	4.019
59	Jones, Todd	L	R	6-3	200	4/24/68	Marietta, GA	Pell City, AL	Osceola	4-4	4.35	14	14	0	0	72.1	68	38	35	35	52	0.000
									Jackson	4-3	4.88	10	10	0	0	55.1	51	37	30	39	37	
44	Juden, Jeff	R	R	6-7	245	1/19/71	Salem, MA	Salem MA	Jackson	6-3	3.10	16	16	0	0	95.2	84	43	33	44	75	0.023
									Tucson	3-2	3.18	10	10	0	0	56.2	56	28	20	25	51	
									Houston	0-2	6.00	4	3	0	0	18.0	19	14	12	7	11	
57	Kile, Darryl	R	R	6-5	185	12/2/68	Garden Grove, CA	Corona, CA	Houston	7-11	3.69	37	22	0	0	153.2	144	81	63	84	100	1.000
56	Mallicoat, Rob	L	L	6-3	180	11/16/64	St. Helen's, OR	Hillsboro, OR	Jackson	4-1	3.77	18	0	0	1	31.0	20	15	13	11	34	0.084
									Tucson	4-4	5.48	19	6	0	1	47.2	43	32	29	38	32	
									Houston	0-2	3.86	24	0	0	1	23.1	22	10	10	13	18	
29	Osuna, Al	L	L	6-3	200	8/10/65	Inglewood, CA	Houston, TX	Houston	7-6	3.42	71	0	0	12	81.2	59	39	31	46	68	1.033
51	Portugal, Mark	R	R	6-0	190	10/30/62	Los Angeles, CA	Missouri City, TX	Houston	10-12	4.49	32	27	1	1	168.1	163	91	84	59	120	4.165
38	Reynolds, Shane	R	R	6-3	210	3/26/68	Bastrop, LA	Bastrop, LA	Jackson	8-9	4.47	27	27	2	0	151.0	165	93	75	62	116	0.000
19	Schilling, Curt	R	R	6-4	215	11/14/66	Anchorage, AK	Sugar Land, TX	Tucson	0-1	3.42	13	0	0	3	23.2	16	9	9	12	21	1.134
									Houston	3-5	3.81	56	0	0	8	75.2	79	35	32	39	71	
45	Simon, Richie	R	R	6-2	200	11/29/65	Brooklyn, NY	Brooklyn, NY	Jackson	4-2	2.18	56	0	0	20	70.1	55	23	17	30	54	0.000
63	Turner, Matt	R	R	6-5	215	2/18/67	Lexington, KY	Lexington, KY	Richmond	1-3	4.75	23	0	0	5	36.0	33	21	19	20	33	0.000
									Tucson	1-1	4.15	13	0	0	1	26.0	27	12	12	14	25	
53	Williams, Brian	R	R	6-2	195	2/15/69	Lancaster, SC	Columbia, SC	Osceola	6-4	2.91	15	15	0	0	89.2	72	41	29	40	67	0.023
									Jackson	2-1	4.20	3	3	0	0	15.0	17	8	7	7	15	
									Tucson	0-1	4.93	7	7	0	0	38.1	39	25	21	22	29	
									Houston	0-1	3.75	2	2	0	0	12.0	11	5	5	4	4	

NO.	CATCHERS (5)	B	T	HT.	WT.	BORN	BIRTHPLACE	RESIDENCE	1991 CLUB	AVG.	G	AB	R	H	2B	3B	HR	RBI	BB	SO	SB	ML. SER.
7	Biggio, Craig	R	R	5-11	180	12/14/65	Smithtown, NY	Houston, TX	Houston	.295	149	546	79	161	23	4	4	46	53	71	19	3.099
10	Eusebio, Tony	R	R	6-2	180	4/27/67	San Jose de Los Llamas, DR	San Pedro de Macoris, DR	Jackson	.261	66	222	27	58	8	3	2	31	25	54	3	0.064
									Tucson	.400	5	20	5	8	1	0	0	2	3	3	1	
									Houston	.105	10	19	4	2	1	0	0	0	6	8	0	
9	Servais, Scott	R	R	6-2	195	6/4/67	LaCrosse, WI	Coon Valley, WI	Tucson	.324	60	219	34	71	12	0	2	27	13	19	0	0.088
									Houston	.162	16	37	0	6	3	0	0	6	4	8	0	
6	Taubensee, Eddie	L	R	6-4	205	10/31/68	Beeville, TX	Longwood, FL	Cleveland	.242	26	66	5	16	2	1	0	8	5	16	0	0.062
									Colorado Springs	.310	91	287	53	89	23	3	13	39	31	61	0	
20	Tucker, Eddie	R	R	6-2	205	11/18/66	Greenville, MS	Greenville, MS	Shreveport	.284	110	352	49	100	29	1	4	49	48	58	3	0.000

NO.	INFELDERS (9)	B	T	HT.	WT.	BORN	BIRTHPLACE	RESIDENCE	1991 CLUB	AVG.	G	AB	R	H	2B	3B	HR	RBI	BB	SO	SB	ML. SER.
5	Bagwell, Jeff	R	R	6-0	195	5/27/68	Boston, MA	Houston, TX	Houston	.294	156	554	79	163	26	4	15	82	75	116	7	1.000
11	Caminiti, Ken	S	R	6-0	200	4/21/63	Hanford, CA	Richmond, TX	Houston	.253	152	574	65	145	30	3	13	60	46	85	4	3.137
1	Candaele, Casey	S	R	5-9	165	1/12/61	Lompoc, CA	San Luis Obispo, CA	Houston	.262	151	461	44	121	20	7	4	50	40	49	9	3.132
17	Cedeno, Andujar	R	R	6-1	168	8/21/69	La Romana, DR	La Romana, DR	Tucson	.303	93	347	49	105	19	6	7	55	19	67	5	0.104
									Houston	.243	67	251	27	61	13	2	9	36	9	74	4	
36	Cooper, Gary	R	R	6-1	200	8/13/64	Lynwood, CA	Orem, UT	Tucson	.305	120	406	86	124	25	6	14	75	66	108	7	0.023
									Houston	.250	9	16	1	4	1	0	0	2	3	6	0	
43	Guerrero, Juan	R	R	5-11	160	2/1/67	Los Llanos, DR	Bajos de Haina, DR	Shreveport	.334	128	479	78	160	40	2	19	94	46	88	14	0.000
64	Miller, Orlando	R	R	6-1	180	1/13/69	Changionola, Panama	Estafeta el Dorado, Panama	Osceola	.298	74	272	27	81	11	2	0	36	13	30	1	0.000
									Jackson	.186	23	70	5	13	6	0	1	5	5	13	0	
3	Mota, Andy	R	R	5-10	180	3/4/66	Santo Domingo, DR	Tucson, AZ	Tucson	.299	123	462	65	138	19	4	2	46	22	76	14	0.038
									Houston	.189	27	90	4	17	2	0	1	6	1	17	2	
15	Yelding, Eric	R	R	5-11	165	2/22/65	Montrose, AL	Daphne, AL	Houston	.243	78	276	19	67	11	1	1	20	13	46	11	2.111
									Tucson	.395	11	43	6	17	3	0	0	3	4	4	4	

NO.	OUTFIELDERS (6)	B	T	HT.	WT.	BORN	BIRTHPLACE	RESIDENCE	1991 CLUB	AVG.	G	AB	R	H	2B	3B	HR	RBI	BB	SO	SB	ML. SER.
21	Anthony, Eric	L	L	6-2	195	11/8/67	San Diego, CA	Houston, TX	Houston	.153	39	118	11	18	6	0	1	7	12	41	1	1.067
									Tucson	.336	79	318	57	107	22	2	9	63	25	58	11	
12	Finley, Steve	L	L	6-2																		

NO.	CATCHERS (5)	B	T	HT.	WT.	BORN	BIRTHPLACE	RESIDENCE	1991 CLUB	AVG.	G	AB	R	H	2B	3B	HR	RBI	BB	SO	SB	ML. SER.
7	Biggio, Craig	R	R	5-11	180	12/14/65	Smithtown, NY	Houston, TX	Houston	.295	149	546	79	161	23	4	4	46	53	71	19	3,099
10	Eusebio, Tony	R	R	6-2	180	4/27/67	San Jose de Los Llamas, DR	San Pedro de Macoris, DR	Jackson	.261	66	222	27	58	8	3	2	31	25	54	3	0,064
9	Servais, Scott	R	R	6-2	195	6/4/67	LaCrosse, WI	Coon Valley, WI	Houston	.105	10	19	4	2	1	0	0	0	6	8	0	0,088
6	Taubensee, Eddie	L	R	6-4	205	10/31/68	Beeville, TX	Longwood, FL	Houston	.162	16	37	0	6	3	0	0	6	4	8	0	0,062
20	Tucker, Eddie	R	R	6-2	205	11/18/66	Greenville, MS	Greenville, MS	Cleveland	.242	26	66	5	16	2	1	0	8	5	16	0	0,000
									Colorado Springs	.310	91	287	53	89	23	3	13	39	31	61	0	
									Shreveport	.284	110	352	49	100	29	1	4	49	48	58	3	
NO.	INFELDERS (9)	B	T	HT.	WT.	BORN	BIRTHPLACE	RESIDENCE	1991 CLUB	AVG.	G	AB	R	H	2B	3B	HR	RBI	BB	SO	SB	ML. SER.
5	Bagwell, Jeff	R	R	6-0	195	5/27/68	Boston, MA	Houston, TX	Houston	.294	156	554	79	163	26	4	15	82	75	116	7	1,000
11	Caminiti, Ken	S	R	6-0	200	4/21/63	Hanford, CA	Richmond, TX	Houston	.253	152	574	65	145	30	3	13	60	46	85	4	3,137
1	Candaele, Casey	S	R	5-9	165	1/12/61	Lompoc, CA	San Luis Obispo, CA	Houston	.262	151	461	44	121	20	7	4	50	40	49	9	3,132
17	Cedeno, Andujar	R	R	6-1	168	8/21/69	La Romana, DR	La Romana, DR	Tucson	.303	93	347	49	105	19	6	7	55	19	67	5	0,104
36	Cooper, Gary	R	R	6-1	200	8/13/64	Lynwood, CA	Orem, UT	Houston	.243	67	251	27	61	13	2	9	36	9	74	4	0,023
43	Guerrero, Juan	R	R	5-11	160	2/1/67	Los Llanos, DR	Bajos de Haina, DR	Tucson	.305	120	406	86	124	25	6	14	75	66	108	7	0,000
64	Miller, Orlando	R	R	6-1	180	1/13/69	Changionola, Panama	Estatela el Dorado, Panama	Houston	.250	9	16	1	4	1	0	0	2	3	6	0	0,000
3	Mota, Andy	R	R	5-10	180	3/4/66	Santo Domingo, DR	Tucson, AZ	Shreveport	.334	128	475	78	160	40	2	19	94	46	88	14	0,000
15	Yelding, Eric	R	R	5-11	165	2/22/65	Montrose, AL	Daphne, AL	Oseola	.298	74	272	27	81	11	2	0	36	13	30	1	0,000
									Jackson	.186	23	70	5	13	6	0	1	5	5	13	0	0,038
									Tucson	.299	123	462	65	138	19	4	2	46	22	76	14	0,038
									Houston	.189	27	90	4	17	2	0	1	6	1	17	2	2,111
									Houston	.243	78	276	19	67	11	1	1	20	13	46	11	2,111
									Tucson	.395	11	43	6	17	3	0	0	3	4	4	4	
NO.	OUTFIELDERS (6)	B	T	HT.	WT.	BORN	BIRTHPLACE	RESIDENCE	1991 CLUB	AVG.	G	AB	R	H	2B	3B	HR	RBI	BB	SO	SB	ML. SER.
21	Anthony, Eric	L	L	6-2	195	11/8/67	San Diego, CA	Houston, TX	Houston	.153	39	118	11	18	6	0	1	7	12	41	1	1,067
12	Finley, Steve	L	L	6-2	180	3/12/65	Union City, TN	Houston, TX	Tucson	.336	79	318	57	107	22	2	9	63	25	58	11	3,000
26	Gonzalez, Luis	L	R	6-2	180	9/3/67	Tampa, FL	Houston, TX	Houston	.285	159	596	84	170	28	10	8	54	42	65	34	1,032
4	Rhodes, Karl	L	L	5-11	170	8/21/68	Cincinnati, OH	Cincinnati, OH	Houston	.254	137	473	51	120	28	9	13	69	40	101	10	0,116
22	Simms, Mike	R	R	6-4	185	1/12/67	Orange, CA	Houston, TX	Houston	.213	44	136	7	29	3	1	1	12	14	26	2	0,116
2	Young, Gerald	S	R	6-2	185	10/22/64	Tela, Honduras	Houston, TX	Tucson	.260	84	308	45	80	17	1	1	46	38	48	5	0,116
									Houston	.246	85	297	53	73	20	2	15	59	36	94	2	0,116
									Houston	.203	49	123	18	25	5	0	3	16	18	38	1	3,154
									Houston	.304	24	79	14	24	2	3	0	17	14	8	3	
									Houston	.218	108	142	26	31	3	1	1	11	24	17	16	

Astros®

TABLE OF CONTENTS

All-Star Selections	201	History	193-194
All-Time Roster	197-199	Home Runs	
Astrodome Facts	216-217	Astros in Houston	186
Attendance	190-192	Grand Slams	183-184
Award Winners	200	Inside The Park	185
Batting		Opponents' All-Time	186
Career Top 10	176-177	HSA Directory	2
Practice Times	214	Last Time It Happened	175
Season Top 10	176-177	Last Trade With	208
Streaks	182	League Leaders	186
Year-by-Year (Indiv.)	180	Manager's Biography	14-15
Year by Year (Team)	180	Managers' Career Records	188
Broadcasters	211-212	Media Information	209-211
Coaches		Minor Leagues	
All-Time List	200	Affiliates	220
1992 Staff	16-20	Field Staff	221-227
Doubleheader History	168	Players	236-273
Draft Choices (Top in June)	235	Review of 1991	227-233
Fielding		Scouting Directory	234-235
Gold Glove Winners	192	Month-by-Month Record	189
Triple Plays	274	MVP Winners	192
1991 Statistics	142	National League	
Fillers, Index To		Club Information,	
All-Star Voting	213	Road Hotels,	
Birthdays	98	Series Histories,	
Double Digit Rookie HRs	18	Statistics vs. Houston	145-168
Double Play Record	44	1991 Review	135-144
Fastest Game	38	Non-Roster Invitees	99-134
First Astroturf Game	31	Opening Day	
First Game in Astrodome	60	Game Results	195
First HR in Astrodome	125	Lineups	196
First Houston NL HR	66	Pitching	
Hall of Famers	62	Career Top 10	178-179
Hitting for the Cycle	27	No-Hitters	187
Home Run, First At-Bat	123	One-Hitters	187
Houston by Decades	117	Season Top 10	178-179
Last No-Hitter vs. Houston	77	Shutouts vs. Houston	188
Millionth Run	118	Year-by-Year (Indiv.)	181
Most No-Hitters	200	Year-by-Year (Team)	181
NL Players/Pitchers, Month	144	20-Game Winners	187
Paciorek 3x3 in Career	94	Player Biographies	21-98
Post-Season History	15	Playoff History	202-207
Rain Outs	59	Records (Team/Indiv./Misc.)	169-174
Retired Numbers	122	Road Trip	215
Rolands Relief	12	Roster	Insert
Schmidt Hits Speaker	109	Rules of Interest	134
State Ties	8	Schedule	Insert
Switch-Hit Homers	33	Spring Training	
Upper Deck Homers	144	1991 Results, Statistics	277-278
1968 All-Star Game	95	1992 Information	Insert, 275-276
Front Office Personnel	3-12	Ticket Information	218
Ground Rules	214	Won-Lost Record	
Helpful Services	213	Best by Game	189
		Year-by-Year Results	188

The Houston Astros Official 1992 Media Guide was printed on February 11, 1992. It was prepared by the Houston Astros Public Relations Department with information available by that date. Most statistics used in the guide were generated by the MLB/IBM Baseball Information System. For more information and updates on materials, contact Rob Matwick, Chuck Pool or Tyler Barnes at (713) 799-9600.

THE ASTRODOME

P.O. Box 288
Houston, Texas 77001-0288

Telephone: (713) 799-9500
Astros FAX: (713) 799-9562
HSA FAX: (713) 799-9718

Operated by Houston Sports Association, Inc.

Chairman of the BoardDr. John J. McMullen

HOUSTON ASTROS BASEBALL CLUB

BASEBALL ADMINISTRATION

General Manager Bill Wood
Assistant General Manager Bob Watson
Director of Minor League Operations Fred Nelson
Director of Scouting Dan O'Brien
Director of Public Relations Rob Matwick
Traveling Secretary Barry Waters
Assistant to General Manager Tim Hellmuth
Administrative Assistant, Major League Operations Beverly Rains
Assistant to Director of Minor Leagues & Scouting Lew Temple
Assistant Director of Scouting &
Director of International Planning David Rawnsley
Assistant Director of Public Relations Chuck Pool
Staff Publicist Tyler Barnes

MARKETING ADMINISTRATION

Vice President, Marketing Ted Haracz
Director of Sales David Matlin
Director of Broadcasting Jamie Hildreth
Director of Advertising Sales/Promotions Norm Miller
Director of Communications Pam Gardner
Director of Season Ticket Services John Sorrentino
Director of Group Sales Debra Fulmer
Director of Community Services Gayle Mongan
Marketing Operations Manager Matthew Kastel
Scoreboard Operations Paul Darst

HOUSTON SPORTS ASSOCIATION, INC.

President Robert Harter
Executive Vice President Neal Gunn
Vice President, Engineering Gary Keller
Vice President, Finance Gary Brooks
Vice President, Astrodome-Astrohall Stadium Corporation John Elsner
Vice President, Operations Don Collins
Vice President, Corporate Development Don Kriz
Vice President, Public Affairs Jim Weidler
General Counsel Frank Rynd
Treasurer Adam Richards
Controller Robert McBurnett
Assistant Vice President, Finance Teresa Pelanne
Director of Guest Relations & Security Mike Coakley
Ticket Director Mark Lavaway
Director of Marketing Ethan Cartwright
Director of Advertising Jerry Sagehorn
Manager of Data Processing Jeff Paschal
Manager of Office Services Ada East



DR. JOHN J. McMULLEN **Chairman**

Dr. John J. McMullen, Chairman of the Board of the Houston Sports Association and the Houston Astros, will mark his 13th year of service to Houston and the Gulf Coast region in 1992.

- purchased the club on May 10, 1979...with the support of the Harris County Commissioner's Court, has provided the leadership and direction to revitalize the Astrodome complex.
- in its 27th year as the first and finest domed stadium in existence, the Astrodome has undergone a multimillion dollar renovation.
- since 1985, 10,000 seats have been added, a concrete floor poured, two Magic Carpet turf systems installed, two phases of luxury suites completed, a second Diamond Vision scoreboard added, game-in-progress boards replaced and exterior grounds completely landscaped.
- first ventured into baseball in 1974 as a limited partner in the New York Yankees.
- since his purchase of the Astros, the club has won West Division titles in 1980 and 1986, and a second half title in 1981...in the 1980s, Houston produced winning seasons in seven-of-10 years.
- an avid sportsman, he is also Chairman of the Board and majority shareholder of the New Jersey Devils hockey team.
- put together a distinguished career in the U.S. Navy before entering private business...after earning a degree in Electrical Engineering from the Naval Academy in 1940, he served from 1940-54, resigning from active service with the rank of Commander.
- in the Navy, he earned his Master's Degree in Naval Architecture and Marine Engineering from MIT, and a Doctor of Mechanical Engineering Degree at the Swiss Federal Institute of Technology.
- was Chief of the U.S. Maritime Administration Office of Ship Construction and Repair in Washington from 1954-57...also served a term as Commissioner of the Port Authority of New York-New Jersey.
- main business concern since 1957 has been as Chairman of John J. McMullen Associates, Inc., a naval architecture firm...also owns and operates several other private companies and major real estate holdings.
- in December, 1990, he joined President Bush, the four previous presidents, and others of great distinction, as a recipient of the 1990 Ellis Island Medal of Honor.
- he and wife Jacqueline have three children: Peter (10/15/59), Catherine Blake (9/21/61) and John, Jr., (7/9/69), and three grandchildren, five-year-old Jamie and one-year-olds Bridget and Elise.

Shareholders of the Houston Sports Association

Dr. John J. McMullen - Chairman of the Board

Mrs. James (Catherine) Blake H.L. Brown, Jr.	John McMullen, Jr. Peter McMullen
Mrs. Thomas E. (Mimi) Dompier James A. Elkins, Jr. Alfred C. Glassell, Jr. Jacqueline McMullen	Mrs. Stephen (Mary) Mochary Estate of Vivian L. Smith Jack T. Trotter



BILL WOOD
General Manager

Is entering his fifth season as General Manager of the Astros and 16th year in the Houston front office.

- named the sixth General Manager in franchise history on December 7, 1987.
- has filled four different positions for the club since coming to the organization on November 1, 1976...started as Assistant Director of Minor League Clubs and Scouting...promoted to Director of Minor League Operations prior to the 1979 season...named Assistant General Manager on July 12, 1985.
- 50 years old...is entering his 23rd year in professional baseball... started his career in 1969 as Assistant General Manager at Albuquerque... named General Manager at Daytona in 1970 before moving to El Paso to fill the same role in 1972...by 1973, had also become a one-third owner of the club.
- following the 1973 season, he went to work for the National Association of Professional Baseball Leagues as assistant to President Hank Peters...was President Bobby Bragan's assistant until joining the Astros in 1976.
- a native of Wichita Falls, TX...graduated from the University of Texas in 1965 with a degree in Business and Statistics...served in the U.S. Navy before beginning his baseball career.
- he and wife Jan have two children: Natalie (3/18/70) and Jeff (8/24/73).



BOB WATSON
Assistant General Manager

Returns for his fourth season as Assistant General Manager after having been named to the post on November 22, 1988.

- is working for the organization that brought him into professional baseball on January 31, 1965, when he signed a free agent contract with the Astros.
- 45 years old...worked for Oakland for four seasons as an instructor and coach prior to his return to Houston...joined the A's as a roving hitting instructor on both the minor and major league levels in 1985...midway through the 1986 season, he was appointed the major league club's batting coach...was Oakland's bench coach in 1988.
- playing career spanned 15 full seasons...had a .295 lifetime average with 184 homers and 989 RBI...still ranks fourth on the Houston career home run list (139) and second in career RBI (782).
- had back-to-back .312 seasons in 1972-73...named an NL All-Star in 1973 and 1975, the latter year when he hit a career-best .324 with 18 homers and 85 RBI.
- has a pair of his spikes in the Baseball Hall of Fame for scoring the game's 1,000,000th run in 1975...he established Houston's club record for single-season RBI (110) in 1977.
- traded to Boston on June 13, 1979...hit .337 with 13 homers and 53 RBI

for the Red Sox...became the first player ever to hit for the cycle in each league on September 15, 1979.

- signed as a free agent with the New York Yankees in 1980...played on their 1981 World Series team.
- traded to Atlanta on April 23, 1982, where he finished his career after the 1984 season.
- born in Los Angeles and graduated from Fremont High...attended Harbor Junior College...he and wife Carol have two children: Keith (6/22/70) and Kelley (12/13/72).



TYLER BARNES

Staff Publicist

Is beginning his second season with the organization as staff publicist.

- 27 years old...assists in the daily operation of the Public Relations office...joined the club after one year as Network Publicist for ESPN where he handled publicity for the station's Major League Baseball, National Football League and golf telecasts.
- worked previously as Assistant Public Relations Director for the Atlanta Hawks, and as Public Relations Assistant for the Atlanta Braves.
- worked three years in conjunction with the Atlanta Chamber of Commerce in organizing and promoting the Peach Bowl football game.
- a native of Kansas City, MO...graduated from Trinity (CT) College in 1987.



TED HARACZ

Vice President, Astros Marketing

Overseeing the club's income areas, he is beginning his sixth season on the Houston staff.

- develops the Astros' yearly marketing strategy and supervises the broadcasting, communications, group and season sales, community services, advertising sales and promotions areas.
- 49 years old...is a member of the NL Schedule Committee and the Major League Baseball Corporate Marketing Advisory Committee
- his background includes 10 years of collegiate sports information duty at Illinois-Chicago, Notre Dame and Purdue...spent seven seasons as Director of Public Relations for the Chicago Bears...was also Director of Communications for the Ladies Professional Golf Association for four years.
- a graduate of the College of St. Thomas (MN)...has three children: Matthew (12/22/71), Kris (8/13/77) and Annie (9/26/78).



TIM HELLMUTH

Assistant to the General Manager

Beginning his fifth season in Houston, assists Bill Wood and Bob Watson with daily front office duties.

- included in his responsibilities are compliance with the rules and procedures of the Basic Agreement and the Professional Baseball Rules.
- also helps in salary negotiations, preparations for salary arbitration cases, handles various administrative tasks, does special statistical studies, and is in charge of satellite and videotape operations.
- 29 years old...is in his second stint with the Astros, having served as an intern for the club from April-August, 1983.
- native of New York City and a 1987 grad of Yale University...worked previously in corporate communications for the W.R. Grace Company.



ROB MATWICK

Director of Public Relations

Beginning his seventh season as Director of Public Relations.

- supervises the day-to-day operation of the public relations staff, which handles team publicity, press box operations, and writes and edits the club's media guide, *Astros Magazine* and the newspaper *Lift-Off*.
- 34 years old...travels with the club in the spring and regular season to handle daily media requests, prepare game-related information and serve as a spokesman.
- a representative on the MLB-Baseball Information System statistics committee.
- collegiate sports information background included stops at South Carolina and Wichita State...was also a sports writer for The Aiken (SC) Standard, and an account executive for a South Carolina advertising agency.
- a native of McKeesport, PA...undergraduate and graduate degrees are from South Carolina.



FRED NELSON

Director of Minor League Operations

Oversees the operation of Houston's player development system and seven minor league affiliates on a day-to-day basis.

- 45 years old...beginning his seventh season with the Astros.
- was Assistant Director of Player Development with the Chicago White

Sox before moving to Houston...also managed three seasons at Niagara Falls of the New York-Penn League.

- an All-America infielder at Arizona State...was drafted by the Dodgers and spent three seasons (1968-70) in their organization.
- returned to his alma mater in 1972 as an assistant coach...accepted a head coaching position at Missouri-St. Louis in 1973...was head baseball coach and assistant athletic director at Scottsdale (AZ) Community College in 1975.



DAN O'BRIEN

Director of Scouting

An 11-year veteran of the Houston organization, begins his eighth year of supervising the operation of the Astros' scouting department.

- 37 years old...came to the Astros in December, 1981 as Assistant to the Directors of Minor Leagues and Scouting...in mid-1984, he was named Coordinator of Scouting, then later the same year was named to his current position.
- over the past several years, has undertaken the restructuring of the Astros scouting operation, resulting in a new national alignment and additional scouts.
- this off-season, started to lay the foundation for an international scouting operation, in addition to his involvement in the plan to upgrade the Latin American scouting and development programs in Venezuela and the Dominican Republic.
- graduated with a master's degree in Sports Administration...worked for the Seattle Mariners from 1977-81, first as Director of Group Sales, then as Director of Business Affairs.
- his father, Dan O'Brien, Sr., works for the California Angels.
- he and wife Gail live in Spring, TX.



CHUCK POOL

Assistant Director of Public Relations

Entering his seventh season with the Astros, and as the club's Assistant Director of Public Relations.

- 33 years old...assists in the day-to-day operation of the club's public relations department.
- came to Houston after working five years as Assistant Sports Information Director at the University of Nebraska...also served as a press officer at the 1984 Olympic Games in Los Angeles, and at the 1985 U.S. Olympic Festival.
- a 1980 graduate of Nebraska...handled media relations for baseball, swimming and men's gymnastics, and assisted with football and basketball, at his alma mater.
- he, wife Laura and son Kevin (3/8/89) make their home in Houston.



DAVID RAWNSLEY

Assistant Director of Scouting & Director of International Development

Is entering his fourth season in Houston with added duties beginning with the 1992 season.

- was named to his current position on November 15, 1991...spent his first three years with the club as an administrative assistant in the minor league and scouting departments.
- 30 years old...came to the club in January of 1989 to fulfill requirements for his master's degree in Sports Administration from Ohio University.
- a 1983 graduate of DePauw (IN) University, where he served as the school's Sports Information Director his senior year.
- was Director of Communications for Indiana Special Olympics for two years.
- he, wife Marcia and daughter Julia (12/25/90) make their home in Houston.



LEW TEMPLE

Assistant Director of Minor Leagues & Scouting

Is in his eighth season with the Houston organization and serves as Assistant Director of Minor Leagues and Scouting.

- joined the Astros during the 1985 season.
- 28 years old...coordinates the location and movement of the scouting staff, and works on a day-to-day basis with the Astros' seven affiliate clubs.
- first association with major league baseball was as a bat boy for the Seattle Mariners in 1978...by 1982, he had worked as the club's bullpen catcher and assisted in marketing, promotions and player personnel.
- a 1985 graduate of Rollins (FL) College...was a four-year baseball letterman and named the team's Most Inspirational Player.

With Delaware native Jeff Baldwin and Hawaiian resident Brian Fisher making appearances for the Astros in 1990, players from 43 of the 50 states in the U.S. have played for the Houston franchise. Citizens of 11 foreign countries have also worn the Houston colors.

The only states that have never produced an Astros player are Montana, Nevada, New Hampshire, North Dakota, Utah, Vermont and Wyoming.



BARRY WATERS

Traveling Secretary

Returning for his sixth full season as the club's Traveling Secretary.

- 33 years old...is responsible for handling the Astros' travel and road accommodations in the spring and regular season.
- took over his current position on an interim basis in July, 1986, before being named to the post in September of the same year.
- a native of Ashland, MA...joined the organization in 1980 and filled several positions before being named Traveling Secretary.
- worked for the Los Angeles Dodgers for one season before joining the Astros.
- he and wife Judy live in Houston.

FRONT OFFICE STAFF

BILLY JOE BOWMAN, Assistant to Manager. Has served various duties with the Astros since 1963. Threw batting practice for over 15 years and currently keeps pitching charts and operates radar gun, jobs he has held with the club since 1976. Pitched for the University of Tennessee squad that finished second in the College World Series in 1951. Signed with the St. Louis Cardinals out of college and pitched in minors until 1960, closing out his career with the Houston Buffs. Bowman, wife Deborah and son John Paul (1/3/88) live in Houston.

DR. WILLIAM BRYAN, Team Physician. A specialist in orthopedic surgery who performs shoulder and knee arthroscopes and operations for the Astros. Beginning his 10th season with Houston. Practicing physician with the Fondren Orthopedic Group at the Methodist Hospital in Houston (713-790-2951) while also serving as Associate Professor of Orthopedic surgery at alma mater, the Baylor College of Medicine in Houston. He, wife Sandy, sons David (4/5/77), Kyle (5/3/79), Travis (6/21/81) and Cody (1/18/89) and daughter Sarah Ann (7/28/87) live in West University.

MYRTHA CAMPBELL, Administrative Assistant, Scouting. Maintains daily contact with Astros scouts, including travel schedules, payroll and player reports. Also assists with all scouting operations in the Dominican Republic, Venezuela, Mexico and other Latin American countries. Has been with the Astros since June, 1987.

DR. A. EUGENE COLEMAN, Physical Conditioning Coach. Dr. Gene Coleman is responsible for the club's in-season and off-season training programs. Has been associated with the Astros since 1978. Received undergraduate HPER degree from Lamar University, master's degree from University of Oklahoma and doctorate from University of Texas at Austin. He, wife Barbara, son Jarrett (3/21/70) and daughter Ashlyn (7/24/73) live in League City.

JIM "DOC" EWELL, Trainer Emeritus. Has been with the club since its inception in 1962. Works with team throughout season, including spring training. Baseball career began in 1938 at Norfolk, VA. Also worked with the New York Yankees from 1950-54 and at Kansas City from 1955-61. Honored by the Houston BBWAA Chapter in 1989 for long and meritorious service. He and wife Betty live in Sugar Land.

DR. MICHAEL FELTOVICH, Team Physician. A specialist in internal medicine who enters his 12th season with the Astros. Handles health-related problems while also conducting annual team physicals. A graduate of Allegheny College with a medical degree from the University of Pennsylvania. He, wife Jane, son Paul (2/20/71) and daughter Amy (10/13/72) reside in Houston.

DEBRA FULMER, Director of Group Sales. Responsible for all telemarketing and sales efforts for Astros Group Sales. Joined the Astros organization in 1988 after working in Austin as a Sales Manager with the University of Texas' Frank Erwin Center. Also served as Assistant Promotions Manager with KRIV-TV in Houston. A graduate of the University of Oklahoma.

MERIBETH FUQUA, Public Relations Secretary. Entering fifth full season in Public Relations office and ninth season overall with Astros. Helps coordinate media season and single game credentials, and fan mail correspondence. Also worked for three years in Astros Group Sales office as a sales representative and sales secretary. Resides in Houston with her son Kyle (7/27/84).

PAM GARDNER, Director of Communications. Joined club in January, 1989. Handles creative aspects of all Astros advertising for radio, television and print media. Also responsible for production of all Astros collateral materials. Most recently held title of Vice President of Advertising and Public Relations for a top ad agency in Chicago. A graduate of the University of Wisconsin.

MIKE HARWELL, Advertising Sales. Joined Astros marketing staff in January, 1991. Most recently was employed by TNT Broadcasting, where he was an assistant in advertising sales from 1989-90. A 1983 graduate of Texas A&M University where he played basketball under coach Shelby Metcalf.

JAMIE HILDRETH, Director of Broadcasting. Oversees 50-plus station Astros Radio Network. Also responsible for coordinating radio and television advertising sales. A 17-year veteran of Houston radio who joined the Astros in July, 1987. Was Sales Manager of KTRH Radio from 1984-87. Jamie, wife Theresa and sons Jeff (7/21/66) and Shane (6/28/79) live in Houston.

REX JONES, Director of Minor League Rehabilitation. Named to his current position in 1989 after working as a minor league trainer for 11 years. Graduated from SW Missouri State in 1979 with a degree in Physical Education. A member of the National Athletic Trainer's Association who has also worked with the Kansas City Chiefs and Central Missouri State University. Jones, wife Annette, daughters Megan (3/28/85) and Laura (1/6/91) and son Jeremiah (11/8/86) reside in Marvel.

MATT KASTEL, Marketing Operations Manager. Coordinates all game day promotional activities for the Astros, including Astro Buddies, Straight A's and youth clinics. Joined club in 1985 as a minor league administrator and had worked as an account executive in season tickets since 1989. A 1985 graduate of Marist, Kastel is single and lives in Houston.

HAL KATZMAN, Community Services Representative. Assists Astros mascot Orbit in all on-field and community appearances. Makes several hundred appearances annually on behalf of team. Joined club in December, 1989 from Tucson, where he performed similar duties for mascot, Tuffy the Toro. Hal is single and resides in Houston.

AMY KRESS, Assistant Director of Communications. Assists in creation of team's radio, television and print advertising. Graduated from the University of Illinois in 1990 with a degree in Leisure Studies - Program Management. Worked closely with Illini athletic teams and intramural sports while in college.

DAVE LABOSSIERE, Head Athletic Trainer. Enters his ninth full season with the Astros after assuming the head trainer's duties in June, 1983. Worked in the Boston Red Sox organization from 1973-79 and with Tucson from 1980-83. Graduated from Springfield College and also holds

a master's degree from the University of North Carolina. Dave, wife Stephanie and son Joshua (9/16/89) live in Houston.

DENNIS LIBORIO, Equipment Manager. Opens his 13th year with the Astros. A native of Framingham, MA, Liborio began his career in baseball as a bat boy for the Boston Red Sox in 1969. He served as the Assistant Equipment Manager for the Los Angeles Dodgers in 1977 and came to Houston in 1980. Liborio is single and lives in Houston.

DAVID MATLIN, Director of Sales. Named to new position in September, 1991 after previously serving as the Astros Marketing Operations Manager since 1987. Directs all group and season sales activities, including luxury suites. A 1987 graduate of the University of Michigan, Matlin also was a public relations intern from 1984-86 for the Detroit Tigers, where his father, Lew, recently retired after serving as Director of Special Projects for many years. David and his wife Dana reside in Houston.

DR. TOM MEHLHOFF, Team Physician. A specialist in orthopedic surgery who will concentrate on the management of shoulder, elbow, wrist and hand problems, including arthroscopy. Practicing physician at the Fondren Orthopedic Group at the Methodist Hospital in Houston. Also serves as a clinical instructor at alma mater, the Baylor College of Medicine in Houston. Dr. Mehlhoff, wife Janet, sons Eric (3/17/81) and Grant (4/16/84) and daughter Jessie (11/9/88) reside in Houston.

NORM MILLER, Director of Advertising Sales/Promotions. A former Houston outfielder who rejoined the Astros staff in October, 1987. Worked in private business for 14 years following his retirement from baseball in 1974. Responsible for all advertising sales for club's publications and promotional items. Major league career spanned 10 seasons, including from 1965-72 with the Astros. Remembered for scoring the winning run in the longest game in Astros history, a 24-inning, 1-0 win over New York on April 15, 1968. He, wife Vicki and daughters Alyson (6/18/73) and Erin (8/6/79) live in Sugar Land.

GAYLE MONGAN, Director of Community Services. Named Director of Community Services in January, 1991 after serving as the Astros Assistant Director of Communications for one year. Also worked on the University of Houston's athletic marketing staff for 1 1/2 years. Arranges player appearances and is in charge of coordinating the club's involvement in the community, including appearances by Orbit, the team mascot. A 1986 graduate of Southwest Texas State University in San Marcos.

STEVE PERRY, Visiting Clubhouse Manager. Begins his fourth year as visiting clubhouse manager after serving as umpire attendant for three years. Also was visiting clubhouse assistant for seven years and is entering 14th season in Astros organization. Steve and wife Jessica reside in Houston.

BEVERLY RAINS, Administrative Assistant for Major League Operations. Began new position of assisting the Astros General Manager in October, 1991 after seven years in the club's minor league and scouting office. Responsibilities include assisting with the day-to-day operations of the front office and maintenance of all player contracts and financial information at the major league level. Joined club in November, 1977 and has also worked in the Astros public relations office.

STEVE SIMPSON, Broadcast Sales. Beginning his third full season with the club's broadcasting department and is responsible for all advertising sales on the Astros 50-station radio network. Previously worked at KTRH radio in Houston as an account executive. A 1983 graduate of the University of Texas at Austin, Steve is single and lives in Houston.

JOHN SORRENTINO, Director of Season Ticket Services. Named to new position in October, 1990 after serving as Astros Director of Community Services from 1988-90. Also worked in group sales office for two years. In charge of Astros season ticket sales operations. Also was Sales Manager with Houston Gamblers in 1983 and 1984. He, wife Karen and sons Andrew Charles (1/29/89) and J.D., Jr. (4/25/90) live in Kingwood.

STRECH SUBA, Bullpen Assistant. Beginning his 14th season with the Astros. Played for Sarasota Astros in 1977 before assuming present duties during 1978 campaign. A graduate of Houston Smiley High, Suba attended Oklahoma City College before signing with Houston. Is an elementary school teacher and officiates junior high basketball in the off-season. His wife's name is Mary Lou.

CAROL WOGSLAND, Administrative Assistant, Minor Leagues. Began new position in October, 1991. Previously served as the Executive Secretary to the HSA Vice President of Engineering and has been with the company since 1988. Current responsibilities include maintaining all minor league player contracts. Carol and her husband Wayne live in Houston.


1991 ROLAIDS RELIEF MAN NATIONAL LEAGUE STANDINGS

PITCHER	W	L	SV	BLN	ROLAIDS
				SV	POINTS
1. Lee Smith, St. Louis	6	3	47	6	135
2. Mitch Williams, Philadelphia	12	5	30	9	86
3. Rob Dibble, Cincinnati	3	5	31	5	79
4. John Franco, New York	5	9	30	5	72
5. Dave Righetti, San Francisco	2	7	24	5	52
6. Alejandro Pena, New York/Atlanta	8	1	15	5	49
7. Jay Howell, Los Angeles	6	5	16	2	46
8. Craig Lefferts, San Diego	1	6	23	7	45
9. Stan Belinda, Pittsburgh	7	5	16	4	44
T10. Juan Berenguer, Atlanta	0	3	17	1	43
T10. Jeff Brantley, San Francisco	5	2	15	4	43

Rolaids Scoring Formula: saves = 3 points; relief wins = 2 points; relief losses = -2 points; blown saves = -2 points.

BLOWN SAVE DEFINITION: When a relief pitcher enters a game in a save situation and departs with the save situation no longer in effect because he has given up the lead, he is charged with a blown save. (If the save opportunity still exists when he leaves the game, he is not charged with a save opportunity. If the pitcher has not given up the lead when he leaves the game, though the save opportunity may no longer exist, he is not charged with a save opportunity.) This method has been a part of the Rolaids formula since 1988.

1992 HOUSTON ASTROS





ART HOWE

#18 - Manager

BIRTHDATE: December 15, 1946

1992 OPENING DAY AGE: 45

BIRTHPLACE: Pittsburgh, PA

HOME: Houston, TX

BATS: Right **THROWS:** Right

HEIGHT: 6-1 **WEIGHT:** 200

Returns for his fourth season as manager of the Astros with a career record of 226-260, a .465 winning percentage.

- his win total ranks fifth all-time among Houston managers...needs 29 victories in 1992 to move past Hal Lanier (254 wins from 1986-88) and into fourth place, 51 to pass Bob Lillis (276 wins from 1982-85) for third.
- named the 10th manager in franchise history on November 7, 1988... 1992 marks his 22nd year in professional baseball.
- guided the Astros to an 86-76 record and third place finish in his rookie season in 1989...club ended the year only six games behind the pennant-winning Giants...finished fourth in NL Manager of the Year voting by the BBWAA.
- in the first phase of a rebuilding process in 1990, the Astros were 75-87 and tied for fourth with San Diego.
- with the youngest club in the majors in 1991, Houston finished the season 65-97.
- named a coach on manager Lou Piniella's staff for the 1991 All-Star Game in Toronto, his first trip ever to the mid-summer classic.
- previous managing experience included four winters in Puerto Rico... managed at Bayamon in 1979, 1980 and 1982, and Ponce in 1985...was the league's Manager of the Year in 1980.

Was a coach for the Texas Rangers from 1985-88 before being named manager of the Astros.

- worked as a third base coach, first base coach and hitting instructor in his four seasons in Arlington.
- interim manager of the Rangers from September 12-14, 1986, while manager Bobby Valentine was serving a four-game suspension.

A .260 lifetime hitter in a playing career that spanned more than 10 seasons.

- played in 891 major league games with Pittsburgh, Houston and St. Louis.
- best single season was 1981 with Houston when he led the Astros with a .296 average...hit .324 in the first half of the season and was NL Player of the Month for May after batting at a .460 clip.
- still holds the club record for an all-time hitting streak at 23 games.
- played on Houston's first West Division championship team in 1980...had a homer, two singles and four RBI in the Astros' division-clinching 7-1 win over Los Angeles in a one-game playoff at Dodger Stadium.
- spent parts of the 1974 and 1975 seasons in Pittsburgh...was traded to Houston on January 6, 1976, to complete a deal that sent Tommy Helms to the Pirates on December 12, 1975.
- played at Memphis for most of 1976 before appearing in 21 games for the Astros...beginning in 1977, spent the next seven seasons in a Houston uniform.
- surgery on his left ankle and right elbow forced him to miss the entire 1983 season.
- played out his option and signed as a free agent with St. Louis on March 21, 1984...stayed with the Cardinals until April 22, 1985, when the club released him.

Starred in baseball and football at Shaler (PA) High, graduating in 1964.

- played four seasons of baseball and one of football at the University of Wyoming...was a quarterback until a back injury ended his football career.
- graduated from Wyoming in 1969 with a degree in Business Administration...was working for Westinghouse Corporation as a computer programmer before a friend talked him into attending a Pirates' tryout camp... signed a free agent contract with the club in August of 1970 at the age of 23.

Married the former Elizabeth (Betty) Louise Falconio on August 16, 1969.

- the couple has three children: Stephanie (10/31/71), Gretchen (3/13/74) and Matthew (9/16/76).
- the family makes its off-season home in Houston and is actively involved in the community.
- the manager is host of the annual "Art Howe Pro-Celebrity Golf Tournament," which benefits the Epilepsy Association of Houston/Gulf Coast...Betty works with the Astros Wives group, which volunteers time to a number of community projects and hosts an annual black tie dinner to benefit the Houston-area Women's Center.

RECORD AS A MANAGER

YEAR	CLUB	LEAGUE	WON	LOST	PCT.	POSITION
1989	Houston	National	86	76	.531	3rd, West Division
1990	Houston	National	75	87	.463	T4th, West Division
1991	Houston	National	65	97	.401	6th, West Division

RECORD AS A PLAYER

YEAR	CLUB	LEAGUE	G	AB	R	H	2B	3B	HR	RBI	AVG.
1971	Salem	Carolina	114	382	77	133	27	7	12	79	.348
1972	Charleston	International	109	365	68	99	21	3	14	53	.271
1973	Charleston	International	119	372	50	85	20	1	8	44	.228
1974	Charleston	International	60	207	26	70	17	4	8	36	.338
	Pittsburgh	National	29	74	10	18	4	1	1	5	.243
1975	Charleston	International	11	42	4	15	1	3	0	3	.357
	Pittsburgh	National	63	146	13	25	9	0	1	10	.171
1976	Memphis	International	74	259	50	92	21	3	12	59	.355
	Houston	National	21	29	0	4	1	0	0	0	.138
1977	Houston	National	125	413	44	109	23	7	8	58	.264
1978	Houston	National	119	420	46	123	33	3	7	55	.293
1979	Houston	National	118	355	32	88	15	2	8	33	.248
1980	Houston	National	110	321	34	91	12	5	10	46	.283
1981	Houston	National	103	361	43	107	22	4	3	36	.296
1982	Houston	National	110	365	29	87	15	1	5	38	.238
1983	Houston	National	(Injured - Did Not Play)								
1984	St. Louis	National	89	139	17	30	5	0	2	12	.216
1985	St. Louis	National	4	3	0	0	0	0	0	0	.000

MAJOR LEAGUE TOTALS

891 2626 268 682 139 23 42 293 .260

DIVISION SERIES RECORD

YEAR	CLUB	LEAGUE	G	AB	R	H	2B	3B	HR	RBI	AVG.
1981	Houston	National	5	17	1	4	0	0	1	1	.235

CHAMPIONSHIP SERIES RECORD

YEAR	CLUB	LEAGUE	G	AB	R	H	2B	3B	HR	RBI	AVG.
1974	Pittsburgh	National	1	1	0	0	0	0	0	0	.000
1980	Houston	National	5	15	0	3	1	1	0	2	.200
CHAMPIONSHIP TOTALS			6	16	0	3	1	1	0	2	.188

The Astros have made three trips into post-season play and have lost to the eventual World Champions each time. Houston fell to Philadelphia three games to two in 1980 and the Phillies went on to defeat the Royals. In 1981, the Astros met the Dodgers in the Western Division Championship series and again fell 3-2. Los Angeles then went on to defeat Montreal and the New York Yankees for the title. In 1986 Houston dropped the NLCS to the New York Mets four games to two and the Mets went on to edge the Red Sox for the World Championship.



BOB CLUCK

#54 - Coach

BIRTHDATE: January 10, 1946

1992 OPENING DAY AGE: 46

BIRTHPLACE: San Diego, CA

HOME: San Diego, CA

BATS: Left **THROWS:** Left

HEIGHT: 6-2 **WEIGHT:** 195

Returns for his third season as pitching coach on Art Howe's staff.

- named to his current position on November 2, 1989...also worked for the organization in 1987 and 1988...his assignments prior to being named pitching coach included roles as coordinator of minor league pitching instruction, national scouting cross checker and special assignment scout.
- had field experience with the Astros from 1972-81...was player-coach at Oklahoma City and Denver in 1972-73...opened the 1974 season as a player before finishing the year coaching at Columbus (GA).
- managed Dubuque (IA) in 1975-76, then was assistant field coordinator in 1977 and minor league field coordinator in 1978...was Houston's Coordinator of Minor League Instruction from 1979-81.
- between tours of duty with Houston, he worked in the San Diego organization...was Director of Minor League Development (1982-83), manager at Las Vegas (1984-85) and an instructor (1986-87).
- considered an expert on hitting and pitching mechanics...among the first to make use of video tape and high speed film.
- since 1970, has conducted the highly successful San Diego School of Baseball in his hometown.
- attended San Diego City College (1964-65) and graduated from San Diego State (1967) before beginning his minor league playing career.
- he and wife Teri have two daughters, Jennifer (2/20/72) and Amber (10/24/73)...the family makes its off-season home in San Diego.

RECORD AS A PLAYER

YEAR	CLUB	LEAGUE	W-L	ERA	G	IP	H	R	ER	BB	SO
1967	Salt Lake	Pioneer	3-2	4.20	21	45	45	31	21	23	50
1968	Salem	Carolina	1-1	1.50	2	12	11	2	2	3	10
	Clinton	Midwest	1-1	1.69	3	16	14	4	3	11	8
1969	Salem	Carolina	10-4	2.25	20	120	103	47	30	60	90
1970	Waterbury	Eastern	5-3	3.10	22	90	70	38	31	55	56
1971	Waterbury	Eastern	2-3	3.80	30	64	55	30	27	25	33
1972	Oklahoma City	Amer. Assn.	3-2	3.36	46	62	63	26	23	31	57
1973	Denver	Amer. Assn.	6-3	3.80	38	66	72	35	28	21	45
1974	Denver	Amer. Assn.	0-0	0.00	2	1	1	1	1	2	0
	Cedar Rapids	Midwest	1-3	1.86	22	29	19	10	6	5	21

RECORD AS A MANAGER

YEAR	CLUB	LEAGUE	WON	LOST	POSITION
1975	Dubuque	Midwest	29	30	2nd-First Half
			29	37	3rd-Second Half
1976	Dubuque	Midwest	31	31	3rd-Second Half
			28	40	4th-Second Half
1984	Las Vegas	Pacific Coast	42	28	#1st-Southern Division
			29	37	4th-Southern Division
1985	Las Vegas	Pacific Coast	33	39	5th-Southern Division
			32	40	3rd-Southern Division

Lost playoff vs. Hawaii, three games to none.



MATT GALANTE

#48 - Coach

BIRTHDATE: March 22, 1944

1992 OPENING DAY AGE: 48

BIRTHPLACE: Brooklyn, NY

HOME: Staten Island, NY

BATS: Right

THROWS: Right

HEIGHT: 5-6

WEIGHT: 175

The senior member of the Astros field staff, he returns for his eighth year of working with the major league club.

- Houston's bench coach and field coordinator.
- a member of the organization since 1980...made his first appearance on the major league level in 1985...coached first and third base before assuming bench duties in 1991.
- managed for five years in the Houston organization before being promoted to the major league level...guided Double A Columbus from 1980-82, then skippered Triple A Tucson from 1983-84.
- started his managing career in 1973 at Newark in the New York-Penn League for the Milwaukee organization...stayed with the Brewers through 1977, winning a Midwest League title at Danville in 1974.
- was a scout and minor league instructor for the Mets in 1978, then managed at Little Falls in 1979.
- an All-America second baseman at St. John's University...signed by the Yankees in 1966...played in their system through 1971 before being traded to Milwaukee in 1972...worked as a player-coach at Evansville in 1973 before beginning his managing career that year.
- he and wife Mary have three children, Mary (1/9/72), Paul (3/8/74) and Matthew, Jr., (10/10/78).

RECORD AS A PLAYER

YEAR	CLUB	LEAGUE	G	AB	R	H	2B	3B	HR	RBI	AVG.
1966	Binghamton	NYP	71	257	51	88	8	1	0	27	.342
1967	Greensboro	Caro.	77	238	52	89	9	0	0	23	.314
	Syracuse	Int.	77	279	31	72	9	0	0	19	.258
1968	Syracuse	Int.	13	50	4	11	0	1	0	2	.220
	Binghamton	East.	111	402	38	94	6	1	9	21	.234
1969	Syracuse	Int.	82	217	36	64	10	2	0	14	.295
1970	Syracuse	Int.	66	175	29	42	4	2	0	19	.240
1971	Manchester	East.	66	222	22	49	4	0	0	10	.221
	Syracuse	Int.	19	27	3	5	1	0	0	2	.185
1972	Evansville	AmAs.	56	101	11	28	1	0	0	3	.277
1973	Evansville	AmAs.	21	42	7	11	1	0	0	3	.262

RECORD AS A MANAGER

YEAR	CLUB	LEAGUE	WON	LOST	POSITION
1973	Newark	New York-Penn	15	55	Eighth
1974*	Danville	Midwest	27	29	Third-1st half
			34	28	First-2nd half
1975	Burlington	Midwest	31	31	Third-1st half
			33	35	Third-2nd half
1976	Burlington	Midwest	34	30	Second-1st half
			34	31	Third-2nd half
1977	Holyoke	Eastern	73	66	Third
1979	Little Falls	New York-Penn	31	39	Third
1980	Columbus	Southern	35	34	T-Second-1st half
			41	34	Second-2nd half
1981	Columbus	Southern	34	34	Third-1st half
			29	44	Fifth-2nd half
1982	Columbus	Southern	36	36	Fourth-1st half
			38	33	Third-2nd half
1983	Tucson	Pacific Coast	34	36	Third-1st half
			34	38	Fourth-2nd half
1984	Tucson	Pacific Coast	38	32	Third-1st half
			31	39	Third-2nd half

*Won Midwest League playoffs



RUDY JARAMILLO

#42 - Coach

BIRTHDATE: September 20, 1950

1992 OPENING DAY AGE: 41

BIRTHPLACE: Beeville, TX

HOME: Dallas, TX

BATS: Left

THROWS: Right

HEIGHT: 5-11

WEIGHT: 180

Named Astros hitting instructor on October 30, 1989, and is back for his third season.

- prior to joining the Astros, he worked for the Texas Rangers from 1983-89...was minor league hitting instructor from 1987-89.
- coached at Sarasota in 1983...managed at Burlington in the Midwest League in 1984 before returning to Sarasota as manager in 1985 and 1986...his club won the Gulf Coast League title in 1985.
- played college baseball at the University of Texas in 1973...team finished third at the College World Series.
- selected by the Rangers in the 19th round of the June 1973 draft...played four minor league seasons with Texas and hit .365 at Sarasota in 1973.
- following his retirement as an active player, he opened a Western goods store, Jaramillo's, in Dallas...worked with Little League baseball in the city from 1977-82, and managed the Sandy Koufax League world champions in 1982.
- he and wife Shelley have two children, Julie (7/24/69) and Justin (12/6/79).

RECORD AS A PLAYER

YEAR	CLUB	LEAGUE	G	AB	R	H	2B	3B	HR	RBI	AVG.
1973	Sarasota	Gulf Coast	38	115	32	42	3	4	0	17	.365
1974	Pittsfield	Eastern	97	241	20	53	6	1	3	25	.220
1975	Pittsfield	Eastern	87	278	26	69	9	1	3	30	.248
1976	San Antonio	Texas	90	304	35	78	7	4	5	48	.257

RECORD AS A MANAGER

YEAR	CLUB	LEAGUE	WON	LOST	POSITION
1984	Burlington	Midwest	51	88	3rd (Southern Division)
1985	Sarasota	Gulf Coast	33	29	1st (Northern Division)
1986	Sarasota	Gulf Coast	31	31	3rd (Northern Division)

DOUBLE DIGIT ROOKIE HOMERS

1. Glenn Davis201985
2. JEFF BAGWELL151991
3. Joe Morgan141965
4. LUIS GONZALEZ131991
5. John Bateman101963
- Cliff Johnson101974
- ERIC ANTHONY101990



ED OTT

#14 - Coach

BIRTHDATE: July 11, 1951

1992 OPENING DAY AGE: 40

BIRTHPLACE: Muncy, PA

HOME: Coudersport, PA

BATS: Left **THROWS:** Right

HEIGHT: 5-10 **WEIGHT:** 200

The former big league catcher returns for his fourth season on the Houston staff, and again will handle catching instruction and fill the first base coaching box.

- played for Pittsburgh from 1974-80 and was part of the Pirates' World Championship team in 1979...hit .333 in the World Series against Baltimore with three RBI...traded to California in 1981 before his career was shortened by injuries.
- started his coaching career in 1984 as a player-coach for California's Edmonton club...returned to the Pittsburgh organization in 1985 and managed at Prince William before guiding Watertown in 1986...after a year out of baseball in 1987, he coached at Greensboro in the Cincinnati organization in 1988 before joining the Astros.
- a graduate of Muncy (PA) High...lettered in wrestling and football...twice led the football team in scoring and was All-East and All-Conference in that sport for three years.
- he, wife Sue and children Stevie (2/7/75) and Michelle (8/5/80) live in Coudersport, PA, in the off-season.

RECORD AS A PLAYER

YEAR	CLUB	LEAGUE	G	AB	R	H	2B	3B	HR	RBI	AVG.
1970	Niagara Falls	NY-Penn	61	206	38	60	9	5	0	24	.291
1971	Monroe	W. Carolina	105	356	58	104	12	6	10	48	.292
1972	Salem	Carolina	133	450	84	137	18	*10	7	63	.304
1973	Charleston	International	126	440	56	115	18	3	6	52	.261
1974	Charleston	International	121	423	57	112	13	7	14	49	.265
1974	Pittsburgh	National	7	5	1	0	0	0	0	0	.000
1975	Charleston	International	121	425	66	121	21	5	10	5	.285
1976	Pittsburgh	National	5	5	0	1	0	0	0	0	.200
1976	Pittsburgh	National	27	39	2	12	2	0	0	5	.308
1977	Pittsburgh	National	104	311	40	82	14	3	7	38	.264
1978	Pittsburgh	National	112	379	49	102	18	4	9	38	.269
1979	Pittsburgh	National	117	403	49	110	20	2	7	51	.273
1980	Pittsburgh	National	120	392	35	102	14	0	8	41	.260
1981	California	American	75	258	20	56	8	1	2	22	.217
1982	California	American	(Did not play)								
1983	Redwood	California	2	3	1	1	0	0	0	0	.333
1984	Edmonton	PCL	14	47	6	15	3	0	0	7	.319
NATIONAL LEAGUE TOTALS			492	1534	176	409	68	9	31	173	.267
AMERICAN LEAGUE TOTALS			75	258	20	56	8	1	2	22	.217
MAJOR LEAGUE TOTALS			567	1792	196	465	76	10	33	195	.259

CHAMPIONSHIP SERIES RECORD

YEAR	CLUB	LEAGUE	G	AB	R	H	2B	3B	HR	RBI	AVG.
1979	Pittsburgh	National	3	13	0	3	0	0	0	0	.231

WORLD SERIES RECORD

YEAR	CLUB	LEAGUE	G	AB	R	H	2B	3B	HR	RBI	AVG.
1979	Pittsburgh	National	3	12	2	4	1	0	0	3	.333

RECORD AS A MANAGER

YEAR	CLUB	LEAGUE	WON	LOST	POSITION
1985	Prince William	Carolina	32	37	Fourth-1st half
			33	37	Third-2nd half
1986	Watertown	NY-Penn	30	48	Third



TOM SPENCER

#52 - Coach

BIRTHDATE: February 28, 1951

1992 OPENING DAY AGE: 41

BIRTHPLACE: Gallipolis, OH

HOME: Tucson, AZ

BATS: Right **THROWS:** Right

HEIGHT: 6-0 **WEIGHT:** 180

The newest addition to manager Art Howe's staff will coach third base, and handle outfield and baserunning instruction.

- joins the Astros after coaching first base for the New York Mets in 1990...fills the void created when Phil Garner was named manager of the Milwaukee Brewers.
- also coached on the major league level with Cleveland in 1988-89.
- managed for six seasons on the minor league level from 1983-87 and 1990...guided Houston's Asheville affiliate to a South Atlantic League title in 1984...directed the Cubs' Geneva club to a New York-Penn League championship in 1987.
- a 20th round selection by Cincinnati in the June 1969 draft.
- topped the American Association with a .982 fielding percentage in 1974...picked to play in the league's All-Star Game in 1975...again led the league's outfielders with a .993 fielding percentage...also earned a Silver Glove for fielding excellence that year.
- traded to the White Sox organization following the 1976 season...reached the majors in 1978 with Chicago...batted .185 with four RBI in 29 games.
- final two seasons as a player were in the Houston organization in 1979-80... started his coaching career in 1981 at Tucson, then moved to Asheville in 1982.
- standout athlete at Gallia (OH) Academy...earned All-State honors in baseball, football, basketball and track his senior year in 1969...attended Rio Grande (OH) College.
- he, wife Linda and daughter K.C. (3/18/85) make their off-season home in Tucson, AZ.

RECORD AS A PLAYER

YEAR	CLUB	LEAGUE	G	AB	R	H	2B	3B	HR	RBI	AVG.
1970	Tampa	FSL	130	471	52	134	13	5	3	50	.285
1971	Three Rivers	East.	79	289	41	75	13	0	9	26	.260
1972	Indianapolis	AA	51	158	11	36	6	1	1	12	.228
	Three Rivers	East.	83	315	53	88	13	5	5	28	.279
1973	Indianapolis	AA	7	10	1	2	0	0	0	1	.200
	Three Rivers	East.	124	470	69	128	23	3	4	50	.272
1974	Indianapolis	AA	125	437	66	127	20	8	14	54	.291
1975	Indianapolis	AA	129	434	68	116	19	7	7	41	.267
1976	Indianapolis	AA	126	419	47	100	17	4	7	43	.239
1977	Iowa	AA	114	394	53	104	22	3	9	58	.264
1978	Chicago	AL	29	65	3	12	1	0	0	4	.185
	Knoxville	South.	81	281	47	93	14	7	8	44	.331
1979	Knoxville	South.	78	272	37	69	16	3	3	35	.254
	Charleston	Inter.	30	108	14	38	5	1	2	27	.358
1980	Tucson	PCL	71	239	31	65	12	7	4	34	.272

RECORD AS A MANAGER

YEAR	CLUB	LEAGUE	WON	LOST	POSITION
1983	Asheville	SAL	35	37	4th (1st half)
			29	43	4th (2nd half)
1984	Asheville	SAL	31	41	4th (1st half)
			42	29	1st (2nd half)
1985	Pittsfield	Eastern	59	79	7th
1986	Pittsfield	Eastern	76	64	3rd
1987	Geneva	NYP	48	28	1st
1990	San Jose	Calif.	74	68	5th



ERIC ANTHONY

#21 - Outfielder

BIRTHDATE: November 8, 1967

1992 OPENING DAY AGE: 24

BIRTHPLACE: San Diego, CA

HOME: Houston, TX

BATS: Left **THROWS:** Left

HEIGHT: 6-2 **WEIGHT:** 195

M.L. SERVICE: 1.067

CONTRACT STATUS: Signed through 1992

HOW OBTAINED: Selected by the Astros in the 34th round of the June 1986 draft.

1991 SEASON

Spent most the the year at Tucson of the Pacific Coast League (AAA).

- batted .336 with nine homers and 63 RBI in 79 games for the Toros...was 29 plate appearances short of qualifying for the league batting title...would have finished second to Calgary's Rich Amaral (.346).
- .503 slugging percentage led the Astros organization...ranked second at Tucson in RBI, third in doubles (22) and homers (9).
- in addition to starting 70 games in the outfield, played three at first base.
- hit safely in eight-of-nine post-season games, which included six doubles, one homer and 11 RBI...went 2x5 with a double, game-winning home run and three RBI in the deciding game vs. Colorado Springs to advance Tucson to the PCL finals...hit safely in all five games of the championship series vs. Calgary, which the Toros won 3-2.
- contract was recalled from Tucson on June 4 when Karl Rhodes was optioned to the Toros...hit safely in his first three games with the Astros, his longest streak while with the parent club.
- was 2x3 with a double on June 17 at Montreal, and 2x4 with a double and two RBI on July 13 at Chicago, his only multi-hit and multi-RBI games in 1991.
- homered on June 22 at Philadelphia against Tommy Greene.
- contract was optioned to Tucson on July 27 along with Eric Yelding when Andujar Cedeno, Jose Tolentino and Dean Wilkins joined the club (unconditional release waivers were asked on Ken Oberkfell).

MAJOR LEAGUE CAREER

Slugged 10 homers in a pair of stays with the Astros in 1990.

- was the Opening Night rightfielder on April 9 vs. Cincinnati, but strained his left hamstring in his first at-bat and was placed on the 15-day DL.
- became only the third Astro ever to homer into the Astrodome's upper deck on May 17 vs. Chicago off Mike Bielecki...the shot landed in the second seat of the second row in right field...the only other Astros to accomplish the feat were Doug Rader (April 3, 1970-exhibition) and Jimmy Wynn (April 12, 1970)...that contest also started him on a career-best, six-game hitting streak, which lasted through May 22.
- hit a three-run, pinch-hit homer on September 4 at Los Angeles off Ramon Martinez to help rally the Astros from a 7-0 deficit to a 10-8 win.

Made the jump from Double A to the majors in 1989.

- debuted on July 28 vs. San Francisco and went 0x4...recorded his first major league hit, a 414-foot home run off Rick Reuschel, in a national television game on July 29.
- contract was optioned to Tucson on August 11 before he returned on August 29 to finish the year...had his first three-hit game, including a home run, on September 22 at San Francisco.

MINOR LEAGUE HIGHLIGHTS

A league home run champion in three consecutive seasons (1987-89).

Led the minor leagues for the second straight year with 31 homers in 1989, which included 28 for Double A Columbus and three at Tucson.

- named Double A Player of the Year by Baseball America magazine.

Led all minor league players with 29 homers in 1988, and lopped the South Atlantic League 37 doubles.

- also led Asheville in runs (73) and hits (120), despite missing the first month of the season with a sprained right ankle.
- named the TOPPS/SAL Player of the Month for August after hitting .298 with 11 homers and 23 RBI...also voted to the SAL All-Star team.

Topped the Gulf Coast League with 10 roundtrippers and 46 RBI in 1987.

PERSONAL/MISCELLANEOUS

Played winter baseball for Magallanes, Venezuela this past off-season.

- Is single and makes his home in Houston.

ANTHONY'S CAREER TRANSACTIONS

- Selected by the Astros in the 34th round of the June 1986 draft.
- On disabled list, April 7-May 1, 1988 (right ankle).
- On disabled list, April 10-30, 1990 (left hamstring).

ERIC TODD ANTHONY

YEAR	CLUB	AVG.	G	AB	R	H	2B	3B	HR	RBI	BB	SO	SB
1986	Sarasota	.250	13	12	2	3	0	0	0	0	5	5	1
1987	Sarasota	.264	60	216	38	57	11	6	*10	*46	26	58	2
1988	Asheville	.273	115	439	73	120	*37	1	*29	89	40	101	10
1989	Columbus	.300	107	403	67	121	16	2	*28	79	35	127	14
	Houston	.180	25	61	7	11	2	0	4	7	9	16	0
	Tucson	.217	12	46	10	10	3	0	3	11	6	11	0
1990	Houston	.192	84	239	26	46	8	0	10	29	29	78	5
	Columbus	.167	4	12	2	2	0	0	1	3	3	4	0
	Tucson	.286	40	161	28	46	10	2	6	26	17	40	8
1991	Houston	.153	39	118	11	18	6	0	1	7	12	41	1
	Tucson	.336	79	318	57	107	22	2	9	63	25	58	11
MINOR LEAGUE TOTALS		.290	430	1607	277	466	99	13	86	317	157	404	46
MAJOR LEAGUE TOTALS		.179	148	418	44	75	16	0	15	43	50	135	6

Career Pinch Hitting (1991 totals): .167, 18-3-1-3 (.000, 2-0-0-0)

Versus the National League

1991					Career					
AVG.	AB	H	HR	RBI	CLUB	AVG.	AB	H	HR	RBI
.217	23	5	0	2	Chicago	.311	45	14	2	6
.238	21	5	0	1	Montreal	.200	40	8	0	1
.136	22	3	0	1	New York	.091	44	4	0	2
.059	17	1	1	1	Philadelphia	.176	51	9	2	6
.125	8	1	0	1	Pittsburgh	.154	26	4	2	4
.167	6	1	0	0	St. Louis	.071	14	1	0	0
.165	97	16	1	6	Totals vs. East	.182	220	40	6	19
.000	2	0	0	0	Atlanta	.138	29	4	2	4
.091	11	1	0	0	Cincinnati	.143	42	6	0	1
—	—	—	—	—	Houston	—	—	—	—	—
—	—	—	—	—	Los Angeles	.200	20	4	1	5
—	—	—	—	—	San Diego	.214	42	9	2	6
.125	8	1	0	1	San Francisco	.185	65	12	4	8
.095	21	2	0	1	Totals vs. West	.177	198	35	9	24

1991 Batting Breakdown

	AVG.	AB	H	HR	RBI		AVG.	AB	H	HR	RBI
Season	.153	118	18	1	7	April	—	—	—	—	—
Home	.122	49	6	0	2	May	—	—	—	—	—
Road	.174	69	12	1	5	June	.141	71	10	1	3
Day	.143	28	4	0	2	July	.170	47	8	0	4
Night	.156	90	14	1	5	August	—	—	—	—	—
vs.RHP	.157	89	14	1	6	Sept./Oct.	—	—	—	—	—
vs.LHP	.138	29	4	0	1	Before ASG	.136	81	11	1	4
						After ASG	.189	37	7	0	3

ERIC ANTHONY GAME HIGHS

Most Hits: 3, September 22, 1989 at San Francisco

Most Home Runs: 1 (15 times)—last, June 22, 1991 at Philadelphia

Most RBI: 3 (twice)—last, September 21, 1990 at Atlanta

Most Stolen Bases: 1 (6 times)—last, June 10, 1991 vs. New York

Longest Hitting Streak: 6, May 17-22, 1990

ANTHONY'S "MULTIPLE" GAMES

	HITS	RBI	HR
2 in a Game	11	5	0
3 in a Game	1	2	0

ANTHONY'S CAREER FIELDING

	PO	A	E	PCT.
Outfield	222	11	5	.979



JEFF BAGWELL

#5 - Infielder

BIRTHDATE: May 27, 1968

1992 OPENING DAY AGE: 23

BIRTHPLACE: Boston, MA

HOME: Houston, TX

BATS: Right **THROWS:** Right

HEIGHT: 6-0 **WEIGHT:** 195

M.L. SERVICE: 1,000

CONTRACT STATUS: Signed through 1992

HOW OBTAINED: Acquired from Boston on August 31, 1990 in exchange for Larry Andersen.

1991 SEASON

First Houston player ever to win the BBWAA's National League Rookie of the Year award, capturing 23-of-24 first place votes. Was also named the club's Most Valuable Player after leading the Astros in home runs (15), RBI (82), walks (75), slugging (.437) and on-base (.387) percentage.

- named *Baseball America's* Major League Rookie of the Year, the top rookie position player on *The Sporting News* post-season All-Star team and was part of the TOPPS Major League Rookie All-Star team.
- .294 average tied for 13th in the NL and was one point behind All-Star Craig Biggio's club-best .295...led the major leagues by being hit by pitch a club record 13 times...his 82 RBI set a club record for rookies.
- .387 on-base percentage ranked fifth in the league...156 games tied for eighth and 75 walks tied for 10th...116 strikeouts led the club and tied for seventh in the league.
- despite moving from third base to first base only 10 days prior to the start of the season, made only 12 errors, and none after August 13 (his final 48 games)... had a .991 fielding percentage.
- had a club-best, 13-game hitting streak from September 14-28, the longest since Bill Doran hit in 14 straight in August 1987.
- his average improved each of the first three months of the season...hit .254 in April, .270 in May and .317 in June...batted .313 in July, .267 in August and a season-best .325 in September and October.
- average was at .300 as late as September 27 after going 1x3 against the Braves at the Astrodome.
- homered in consecutive games on five occasions - April 15-16 at Atlanta; June 29-30 at Cincinnati and July 2 at San Francisco; July 30-31 vs. St. Louis; August 22-23 vs. San Francisco and Montreal; and September 4 and 6 at New York and vs. Philadelphia...his April 15 homer off John Smoltz was the first of his career.
- had a career-high three hits 11 times...knocked in his career-best four runs on July 2 at San Francisco.
- hit only the ninth homer into the upper deck at Three Rivers Stadium on May 5 against Bob Kipper in a pinch-hitting appearance.

MINOR LEAGUE HIGHLIGHTS

Named Most Valuable Player of the Eastern League in 1990 after hitting .333 for Double A New Britain.

- lost the league batting title by one point, but still led in hits (160) and total bases (220), and tied for the league lead in doubles (34).

- opened the season hitting .294 in April and .280 in May before batting .393 (44x112) in June...named TOPPS Player of the Month in July after hitting .355... named to the TOPPS Double A All-Star team.
- after his trade to the Houston organization, he hit .366 at the Florida Instructional League, leading the team in doubles (7), homers (5) and RBI (22).

After signing with the Red Sox in 1989, he spent time in the Gulf Coast and Florida State leagues.

- named FSL Player of the Week for the week ending July 20, 1989, for Winter Haven...had 65 hits in 64 games for the Boston Class A club.

PERSONAL/MISCELLANEOUS

Selected by the Red Sox in the fourth round of the June 1989 draft after playing three years at the University of Hartford.

- hit better than .400 in each of his three seasons at Hartford and had a .413 career batting average...hit safely in 87-of-112 collegiate games...a two-time ECAC Player of the Year.
- is single and makes his off-season home in Houston.

BAGWELL'S CAREER TRANSACTIONS

- Selected by Boston in the fourth round of the June 1989 draft.
- Acquired by Houston on August 31, 1990 in exchange for Larry Andersen.

JEFFERY ROBERT BAGWELL

YEAR	CLUB	AVG.	G	AB	R	H	2B	3B	HR	RBI	BB	SO	SB
1989	Gulf Coast	.316	5	19	3	6	1	0	0	3	3	0	0
	Winter Haven	.308	64	211	27	65	13	2	2	19	22	25	1
1990	New Britain	.333	136	481	63	*160	+34	7	4	61	73	57	5
1991	Houston	.294	156	554	79	163	26	4	15	82	75	116	7
MINOR LEAGUE TOTALS		.325	205	711	93	231	48	9	6	83	98	82	6
MAJOR LEAGUE TOTALS		.294	156	554	79	163	26	4	15	82	75	116	7

Career Pinch Hitting (1991 totals): .500, 4-2-1-2 (.500, 4-2-1-2)

Versus the National League

1991					Career					
AVG.	AB	H	HR	RBI	CLUB	AVG.	AB	H	HR	RBI
.205	39	8	0	4	Chicago	.205	39	8	0	4
.340	47	16	1	8	Montreal	.340	47	16	1	8
.310	42	13	1	8	New York	.310	42	13	1	8
.319	47	15	1	4	Philadelphia	.319	47	15	1	4
.333	39	13	1	4	Pittsburgh	.333	39	13	1	4
.316	38	12	2	7	St. Louis	.316	38	12	2	7
.306	252	77	6	35	Totals vs. East	.306	252	77	6	35
.283	60	17	2	7	Atlanta	.283	60	17	2	7
.322	59	19	2	8	Cincinnati	.322	59	19	2	8
					Houston					
.215	65	14	1	7	Los Angeles	.215	65	14	1	7
.288	59	17	2	9	San Diego	.288	59	17	2	9
.322	59	19	2	16	San Francisco	.322	59	19	2	16
.285	302	86	9	47	Totals vs. West	.285	302	86	9	47

1991 Batting Breakdown

	AVG.	AB	H	HR	RBI		AVG.	AB	H	HR	RBI
Season	.294	554	163	15	82	April	.254	59	15	2	8
Home	.296	274	81	6	35	May	.270	89	24	3	11
Road	.293	280	82	9	47	June	.317	104	33	2	11
Day	.283	127	36	4	18	July	.313	83	26	3	14
Night	.297	427	127	11	64	August	.267	105	28	2	20
vs.RHP	.279	348	97	8	45	Sept/Oct.	.325	114	37	3	18
vs.LHP	.320	206	66	7	37	Before ASG	.299	274	82	8	36
						After ASG	.289	280	81	7	46

JEFF BAGWELL GAME HIGHS

- Most Hits: 3 (11 times)—last, September 23, 1991 vs. San Francisco
- Most Home Runs: 1 (15 times)—last, September 16, 1991 at San Diego
- Most RBI: 4, July 2, 1991 at San Francisco
- Most Stolen Bases: 1 (7 times)—last, September 27, 1991 vs. Atlanta
- Longest Hitting Streak: 13, September 14-28, 1991

BAGWELL'S "MULTIPLE" GAMES

	HITS	RBI	HR
2 in a Game	30	10	0
3 in a Game	11	8	0
4 in a Game	0	1	0

BAGWELL'S CAREER FIELDING

	PO	A	E	PCT.
First Base	1270	106	12	.991



CRAIG BIGGIO

#7 - Catcher

BIRTHDATE: December 14, 1965

1992 OPENING DAY AGE: 26

BIRTHPLACE: Smithtown, NY

HOME: Houston, TX

BATS: Right **THROWS:** Right

HEIGHT: 5-11 **WEIGHT:** 180

M.L. SERVICE: 3.099

CONTRACT STATUS: Signed through 1992

HOW OBTAINED: Selected by the Astros in the first round of the June 1987 draft.

1991 SEASON

Became the first Astros' catcher ever named to the All-Star team, and led the club in batting for the second straight season with a .295 average.

- ranked 12th in the league in batting.
- opened the season with a 10-game hitting streak (.475; 19x40), his longest in 1991...batted a season-best .359 in April and did not hit under .270 in a month all year.
- batted .311 in May and .309 in June...went to the All-Star Game in Toronto with a .315 average.
- was hitless in one at-bat in his first All-Star appearance...was charged with an error after committing the first catcher's interference ever in an All-Star Game with Milwaukee's Paul Molitor batting.
- was the hardest player in the majors to double up, grounding into only two double plays, an average of one per every 273 at-bats.
- established career-highs for average (.295), runs (79), hits (161) and triples (4)...tied his career-best for walks (53), which he set in 1990...his runs total tied for second on the club with Jeff Bagwell.
- reached double figures in steals (19) for the third straight season...stole a career-high three bases on September 27 vs. Atlanta.
- led the Astros with 48 multiple-hit games, tied for sixth in the league with Will Clark...equaled his career-high with four-hit games on April 14 vs. San Francisco and July 29 vs. St. Louis.
- was hitting .301 after going 2x4 at Cincinnati on September 14, the last time his average was above the .300 mark in 1991...went 2x4 at San Francisco on October 2 to move back to .299, but was 0x8 in his final two games at Atlanta on October 4-5 to finish at .295.
- played second base for the first time in his career on September 30 and October 1-2 at San Francisco...also played in left field on April 21 at San Francisco and in center on April 27 vs. Atlanta.
- led National League catchers in putouts (889), total chances (963) and passed balls (13).

MAJOR LEAGUE CAREER

Became the first Astros catcher ever to lead the team in batting in 1990 when he hit .276.

- also led the team in at-bats (555), hits (153) and doubles (24), while stealing a career-high 25 bases.

- NL Player of the Week the first week of the season (April 9-15) after hitting .400 (12x30), which included hits in six consecutive plate appearances on the 14th and 15th.
- had the team's longest hitting streak of the season when he hit safely in 10 straight games from July 19-27...also had a pair of nine-game and a pair of eight-game streaks.
- led the club with 38 multi-hit games...had the first four-hit game of his career on August 15 at Chicago.
- was behind the plate in 113 games and in the outfield for 50.

His first full season in the majors in **1989** saw him begin to establish himself as one of the top offensive players in the game.

- winner of *The Sporting News'* Silver Slugger award as the top offensive player at his position in the league...led all major league catchers with 21 stolen bases, and finished second among NL receivers in home runs (13) and RBI (60).
- named to the post-season NL All-Star team by UPI.
- became Houston's everyday catcher on May 11 when Alan Ashby was placed on waivers.
- hit in a career-best 12 straight games from May 26-June 9 (.391; 18x46), with seven doubles, two homers and 12 RBI...NL Player of the Week from July 24-30 (.476; 10x21).
- was successful on his first 15 stolen base attempts, and 18 straight dating back to July 20, 1988, before being caught on August 1...recorded his 20th steal on September 9 to become the seventh catcher since 1900 to steal 20-or-more bases in a season.
- established single-game bests with two home runs and six RBI on September 14 at Los Angeles, including his first career grand slam off John Wetteland.
- played his final five games of the season in the outfield, including four in center.

Became the first non-pitcher of the 1987 draft class to reach the majors when his contract was purchased by the Astros on June 26, **1988**.

- his first hit came on June 29 off Cy Young award winner Orel Hershiser...first major league homer was a game-winner on August 22 at Chicago off Goose Gossage.

MINOR LEAGUE HIGHLIGHTS

Had less than 500 minor league at-bats before he was able to make the jump to the big leagues in **1988**.

- opened the 1988 campaign at Triple A Tucson...was batting only .188 after his first 14 games, but hit .317 in his next 58 to raise his average to .314 before being called to the majors for the first time.
- hit .320 for the Toros and had a .344 career minor league average.

Joined Class A Asheville of the South Atlantic League after signing with the Astros in the summer of **1987**.

- hit .375 with nine homers and 49 RBI in 64 games for the Tourists...also swiped 31 bases as the club stole a league record 335.

PERSONAL/MISCELLANEOUS

Named first team All-America after hitting .407 with 14 homers and 68 RBI as a junior at Seton Hall in **1987**.

- was the 22nd player selected in the June 1987 draft.
- actively involved with The Sunshine Kids, a support organization for children with cancer and their families.
- Houston's **1991** nominee for the Bart Giamatti Caring Award, given annually to a major league player to recognize his community involvement.
- he and wife Patty make their off-season home in Houston.

BIGGIO'S CAREER TRANSACTIONS

– Selected by Houston in the first round of the June 1987 draft.

CRAIG ALAN BIGGIO

YEAR	CLUB	AVG.	G	AB	R	H	2B	3B	HR	RBI	BB	SO	SB
1987	Asheville	.375	64	216	59	81	17	2	9	49	39	33	31
1988	Tucson	.320	77	281	60	90	21	3	3	39	40	39	19
	Houston	.211	50	123	14	26	6	1	3	5	7	29	6
1989	Houston	.257	134	443	64	114	21	2	13	60	49	64	21
1990	Houston	.276	150	555	53	153	24	2	4	42	53	79	25
1991	Houston	.295	149	546	79	161	23	4	4	46	53	71	19
MINOR LEAGUE TOTALS		.344	141	497	119	171	38	5	12	88	79	72	50
MAJOR LEAGUE TOTALS		.272	483	1667	210	454	74	9	24	153	162	243	71

Career Pinch Hitting (1991 totals): .500, 16-8-0-5 (.333, 9-3-0-2)

ALL-STAR RECORD

YEAR	LEAGUE/SITE	AVG.	G	AB	R	H	2B	3B	HR	RBI	BB	SO	SB
1991	National/Toronto	.000	1	1	0	0	0	0	0	0	0	0	0

Versus the National League

1991						Career				
AVG.	AB	H	HR	RBI	CLUB	AVG.	AB	H	HR	RBI
.333	42	14	0	3	Chicago	.293	116	34	2	9
.286	35	10	0	2	Montreal	.236	123	29	1	8
.282	39	11	1	2	New York	.242	128	31	1	11
.326	43	14	0	0	Philadelphia	.313	131	41	1	5
.211	38	8	0	0	Pittsburgh	.285	123	35	0	4
.359	39	14	0	10	St. Louis	.273	121	33	0	24
.301	236	71	1	17	Totals vs. East	.274	742	203	5	61
.323	62	20	1	6	Atlanta	.264	182	48	5	18
.210	62	13	2	6	Cincinnati	.231	182	42	3	15
					Houston					
.273	66	18	0	4	Los Angeles	.294	187	55	5	22
.207	58	12	0	6	San Diego	.228	180	41	2	14
.435	62	27	0	7	San Francisco	.335	194	65	4	23
.290	310	90	3	29	Totals vs. West	.271	925	251	19	92

1991 Batting Breakdown

	AVG.	AB	H	HR	RBI		AVG.	AB	H	HR	RBI
Season	.295	546	161	4	46	April	.359	64	23	2	5
Home	.343	277	95	0	24	May	.311	90	28	0	7
Road	.245	269	66	4	22	June	.309	97	30	1	4
Day	.371	89	33	1	8	July	.273	88	24	0	10
Night	.280	457	128	3	38	August	.271	96	26	0	9
vs. RHP	.306	360	110	3	35	Sept/Oct.	.270	111	30	1	11
vs. LHP	.274	186	51	1	11	Before ASG	.315	273	86	3	19
						After ASG	.275	273	75	1	27

CRAIG BIGGIO GAME HIGHS

Most Hits: 4 (3 times)—last, July 29, 1991 vs. St. Louis
 Most Home Runs: 2, September 14, 1989 at Los Angeles
 Most RBI: 6, September 14, 1989 at Los Angeles
 Most Stolen Bases: 3, September 27, 1991 vs. Atlanta
 Longest Hitting Streak: 12, May 26-June 9, 1989

BIGGIO'S "MULTIPLE" GAMES

	HITS	RBI	HR	SB
2 in a Game	92	22	1	6
3 in a Game	26	4	0	1
4 in a Game	3	1	0	0
5 in a Game	0	0	0	0
6 in a Game	0	1	0	0

BIGGIO'S CAREER FIELDING

	PO	A	E	PB	PCT.
Catcher	2510	202	30	32	.989
Outfield	125	7	5	—	.964
Second Base	5	8	1	—	.929

In their 30 years in the National League, the Astros have had just three players hit for the cycle. Cesar Cedeno was the first to accomplish it, by driving in four runs against the Reds at Houston in a 10-1 win on August 2, 1972. Cedeno repeated his effort on August 9, 1976 when he drove in five runs in a 13-4 win at St. Louis. Bob Watson was the last Houston player to hit for the cycle, but he took 11 innings to do it. Watson drove in five of the Astros' six runs in a 6-5 win over San Francisco on June 24, 1977 at Houston.



WILLIE BLAIR

#41 - Righthanded Pitcher

BIRTHDATE: December 18, 1965

1992 OPENING DAY AGE: 26

BIRTHPLACE: Paintsville, KY

HOME: Lexington, KY

BATS: Right **THROWS:** Right

HEIGHT: 6-1 **WEIGHT:** 185

M.L. SERVICE: 1.047

CONTRACT STATUS: Signed through 1992

HOW OBTAINED: Acquired from Cleveland along with Eddie Taubensee on December 10, 1991, in exchange for Kenny Lofton and Dave Rohde.

1991 SEASON

Opened the season at Triple A Colorado Springs before his contract was recalled by the Indians on May 14 for the first of two stints with the major league club.

- worked in two games and allowed three earned runs in 0.1 innings after arriving in Cleveland for the first time...his contract was optioned back to Colorado Springs on May 22.
- returned to the Tribe on August 17 and stayed for the rest of the season...made his first start as an Indian that night and suffered a 2-0 loss to Texas, despite allowing two earned runs on six hits in seven innings.
- won his first decision in his next start, beating the White Sox 4-3 at Cleveland on August 23...tossed a career-high eight innings in that game.
- matched his eight-inning performance on September 4 at Minnesota, beating the eventual World Champions, 8-4.
- was 2-2 with a 5.04 ERA in his five starts for the Tribe, 0-1 with a 15.89 ERA in six relief appearances.
- split his time at Triple A between the starting rotation and the bullpen...was 7-5 with a 4.58 ERA in his 15 starts, 2-1 with a 7.27 ERA and four saves in 11 relief outings.
- opened the season in relief, going 1-0 with a 3.52 ERA and three saves in five April appearances.
- struggled in May going 0-3 with a 7.98 ERA in seven games, which included a pair of starts...worked almost exclusively as a starter over the final three months and went 8-3 with a 4.63 ERA in 14 games (13 starts)...won his last six decisions for Colorado Springs.
- best month was July when he went 4-0 in five starts with a 4.00 ERA...walked only five batters and fanned 18 in 36.0 innings.
- struck out a season-high nine on July 23 vs. Las Vegas.

MAJOR LEAGUE CAREER

Made the Toronto roster out of spring training in 1990.

- made his major league debut on April 11 vs. Texas, working two innings of one-hit relief...became the 200th player to appear in a major league game in a Blue Jays uniform.
- finished the first month with a 1.17 ERA in five games, holding opposing batters to a .192 average.
- made his first big league start on May 11 at the Skydome vs. California, allowing only one run and four hits over six innings, but earning no-decision...fanned a career-high five batters on May 30 at Oakland in his third start.
- lost his first five major league decisions...first win came in relief on July 1 vs. Oakland...was 1-5 with a 3.99 ERA at the All-Star break, working in 19 games (6 starts).
- won his only two decisions after the All-Star break.
- after a stint at Triple A Syracuse in mid-August, returned to Toronto in September and did not allow a run in three appearances (1.2 innings).

MINOR LEAGUE HIGHLIGHTS

Minor league action was limited to three starts for Syracuse in 1990.

- was 0-2 with a 4.74 ERA for the Chiefs in his mid-August stay before the Blue Jays recalled him in September.

Spent the entire 1989 season with Triple A Syracuse, working primarily as a starter.

- fired a three-hitter against Pawtucket on April 14.
- on the DL from May 20-June 28 suffering from an ulnar collateral ligament strain.
- returned to toss a two-hit shutout against Toledo on August 24.

- Opened the **1988** season on the DL after undergoing knee surgery on March 30.
- worked in four games at Dunedin before earning a promotion to Double A Knoxville...was 2-0 with a 2.70 ERA for Dunedin.
 - was 5-5 with a 3.62 ERA and three saves in 34 games at Double A...started nine games, marking the first time in his career he was used as a starter.
 - led Class A Dunedin in games (50) and saves (13) in **1987**.
 - ranked fourth in the Florida State League in games finished (45).
 - earned five saves in a span of 10 appearances from May 1-25.
- Was the ace of the St. Catharines staff in the New York-Penn League as a first-year pro in **1986**.
- was 5-0 with 12 saves and a 1.68 ERA in 21 games...struck out 55 and walked only 20 in 53.2 innings...allowed only three earned runs in his last 14 appearances, which covered 41.0 innings.
 - participated in four shutouts...named club's Most Valuable Player.

PERSONAL/MISCELLANEOUS

- A **1983** graduate of Johnson Central (KY) High where he played basketball and baseball.
- attended Morehead State (KY) University...earned All-Conference honors in **1985**.
 - he, wife Trina and daughter Paige (9/23/91) make their off-season home in Lexington, KY.

BLAIR'S CAREER TRANSACTIONS

- Selected by Toronto in the 11th round of the June 1986 draft.
- On disabled list, April 8-May 4, 1988 (knee surgery).
- On disabled list, May 20-June 28, 1989 (ulnar collateral ligament).
- Acquired by Cleveland on November 6, 1990, in exchange for Alex Sanchez.
- Acquired by Houston along with Eddie Taubensee on December 10, 1991, in exchange for Kenny Lofton and Dave Rohde.

WILLIAM ALLEN BLAIR

YEAR	CLUB	W-L	ERA	G	GS	CG	SHO	SV	IP	H	R	ER	BB	SO
1986	St. Catharines	5-0	1.68	21	0	0	0	12	53.2	32	10	10	20	55
1987	Dunedin	2-9	4.43	50	0	0	0	13	85.1	99	51	42	29	72
1988	Dunedin	2-0	2.70	4	0	0	0	0	6.2	5	2	2	4	5
	Knoxville	5-5	3.62	34	9	0	0	3	102.0	94	49	41	35	76
1989	Syracuse	5-6	3.97	19	17	3	1	0	106.2	94	55	47	38	76
1990	Syracuse	0-2	4.74	3	3	1	0	0	19.0	29	13	10	8	6
	Toronto	3-5	4.06	27	6	0	0	0	68.2	66	33	31	28	43
1991	Colorado Springs	9-6	4.99	26	15	0	0	4	113.2	130	74	63	30	57
	Cleveland	2-3	6.75	11	5	0	0	0	35.0	58	27	27	10	13
MINOR LEAGUE TOTALS		28-28	3.97	157	44	4	1	32	487.1	474	254	215	164	347
MAJOR LEAGUE TOTALS		5-8	4.99	38	11	0	0	0	104.2	124	60	58	38	56

1991 Pitching Breakdown

	W-L	ERA	G	IP	H	ER		W-L	ERA	G	IP	H	ER
Season	2-3	6.75	11	36.0	58	27	April	—	—	—	—	—	—
Home	1-1	6.75	8	22.2	40	17	May	0-0	81.82	2	0.1	6	3
Road	1-2	6.75	3	13.1	18	10	June	—	—	—	—	—	—
Day	0-1	11.25	3	4.0	11	5	July	—	—	—	—	—	—
Night	2-2	6.19	8	32.0	47	22	August	1-2	5.60	3	17.2	25	11
Starter	2-2	5.04	5	30.1	41	17	Sept/Oct.	1-1	6.50	6	18.0	27	13
Reliever	0-1	15.87	6	5.2	17	10	Before ASG	0-0	81.82	3	0.1	6	3
							After ASG	2-3	6.06	8	35.2	52	24

WILLIE BLAIR GAME HIGHS

- Longest Winning Streak: 3, July 1-September 15, 1990
- Longest Losing Streak: 5, May 30-June 25, 1990
- Strikeouts: 5, May 30, 1990 at Oakland
- Walks: 4, May 25, 1990 at Seattle
- Innings (starter): 8.0 (twice)—last, September 4, 1991 at Minnesota
- Innings (relief): 5.2, June 25, 1990 at Boston

BLAIR'S CAREER FIELDING

	PO	A	E	PCT.
Pitcher	5	11	0	1.000



RYAN BOWEN

#46 - Righthanded Pitcher

BIRTHDATE: February 10, 1968

1992 OPENING DAY AGE: 24

BIRTHPLACE: Hanford, CA

HOME: Hanford, CA

BATS: Right **THROWS:** Right

HEIGHT: 6-0 **WEIGHT:** 185

M.L. SERVICE: 0.080

CONTRACT STATUS: Signed through 1992

HOW OBTAINED: Selected by the Astros in the first round of the June 1986 draft.

1991 SEASON

Won six games over the final three months of the season after joining the team from Triple A Tucson on July 19.

- had a 5-5 record with a 4.38 ERA in 18 starts for the Toros...allowed 114 hits, walked 56 and struck out 78 in 98.2 innings.
- best month for Tucson was June when he went 3-1 with a 2.04 ERA.
- threw a pair of shutouts - April 21 vs. Portland and June 3 vs. Albuquerque...had a 10-strikeout performance against Calgary.
- was recalled when Mark Portugal was placed on the 15-day DL with a strained right groin muscle.
- became the sixth member of Houston's 1986 draft class to reach the majors, joining Karl Rhodes, Dave Rohde, Brian Meyer, Ed Whited and Eric Anthony.
- combined with Craig Biggio (#1, 1987) to form the first ever battery of Astros first round draft picks when he made his major league debut on July 22 at St. Louis.
- lost his first outing, 9-1...allowed six runs in five innings...bounced back to earn his first major league win on July 28 vs. Pittsburgh at the Astrodome, 9-7.
- following a loss to San Diego on August 8, he won three straight decisions over his next five appearances...the first win came in relief at San Diego on August 13...worked a career-high eight innings and allowed one run to beat Montreal, 9-2, on August 23...combined with Rob Mallicoat and Al Osuna on a six-hit, 3-0 shutout at New York on September 2.
- after losing consecutive starts to even his record at 4-4, he won his last two decisions (3 starts)...fanned a career-high seven in five innings on October 2 at San Francisco in a 7-5 win.
- enjoyed his most success at home...was 3-2 with a 3.16 ERA in seven starts at the Astrodome, allowing two earned runs-or-less in five of the seven games.

MINOR LEAGUE HIGHLIGHTS

Advanced one level each year in the Houston organization.

- opened **1990** at Triple A Tucson...was 0-2 with a 9.56 ERA in the first month, allowing 17 earned runs in 16 innings...was 1-3 with a 9.35 ERA in 10 games before being sent back to Columbus for the final three months of the season.
- marked his return to Double A by going 3-0 with a 4.71 ERA in six June starts...won eight decisions in 18 starts for the Mudcats, which tied for second on the staff.
- despite ranking fourth on the staff in innings at Columbus (113.0), he led the hurlers with 109 strikeouts, an average of 8.7 per nine innings...his combined strikeout total of 138 led the Houston organization.

Pitched in **1989** at Double A Columbus...won only one game in each of the first three months before going 5-2 with a 3.34 ERA in July and August.

- led the Mudcats in strikeouts (136), was second on the staff in starts (27) and third in innings (139.2).

Opened **1988** at Class A Osceola in the Florida State League.

- was 1-0 in four starts before a shoulder ailment sidelined him the rest of the year.

Had his most wins in a pro season in **1987** at Class A Asheville when he went 12-5.

PERSONAL/MISCELLANEOUS

An outstanding high school athlete who played the outfield in addition to pitching.

- a graduate of Hanford (CA) High., was 11-1 with a 1.30 ERA his senior year, striking out 149 in 76.1 innings...also hit .473 as a part-time outfielder and designated hitter.
- Houston's top pick and the 13th player selected overall in the June **1986** draft.
- pitched in the National Olympic Festival in Houston in the summer of 1986 before signing with the Astros.
- is single and makes his off-season home in Hanford, CA.

BOWEN'S CAREER TRANSACTIONS

— Selected by the Astros in the first round of the June 1986 draft.

RYAN EUGENE BOWEN

YEAR	CLUB	W-L	ERA	G	GS	CG	SHO	SV	IP	H	R	ER	BB	SO
1987	Asheville	12-5	4.04	26	26	6	2	0	160.1	143	86	72	78	126
1988	Osceola	1-0	3.95	4	4	0	0	0	13.2	12	8	6	10	12
1989	Columbus	8-6	4.25	27	27	1	1	0	139.2	123	83	66	116	136
1990	Columbus	8-4	3.74	18	18	2	2	0	113.0	103	59	47	49	109
	Tucson	1-3	9.35	10	7	0	0	0	34.2	41	36	36	38	29
1991	Tucson	5-5	4.38	18	18	2	2	0	98.2	114	56	48	56	78
	Houston	6-4	5.15	14	13	0	0	0	71.2	73	43	41	36	49
MINOR LEAGUE TOTALS		35-23	4.42	103	100	11	7	0	560.0	536	328	275	347	490
MAJOR LEAGUE TOTALS		6-4	5.15	14	13	0	0	0	71.2	73	43	41	36	49

MAJOR LEAGUE HITTING TOTALS	AVG.	AB	H	HR	RBI
1991	.182	22	4	0	0

Versus the National League

1991							Career					
W-L	ERA	G	IP	H	ER	CLUB	W-L	ERA	G	IP	H	ER
1-0	1.13	1	8.0	5	1	Chicago	1-0	1.13	1	8.0	5	1
1-0	0.00	1	6.1	5	0	Montreal	1-0	0.00	1	6.1	5	0
0-1	7.20	2	10.0	13	8	New York	0-1	7.20	2	10.0	13	8
1-0	5.40	1	5.0	6	3	Philadelphia	1-0	5.40	1	5.0	6	3
0-1	9.00	1	5.0	4	5	Pittsburgh	0-1	9.00	1	5.0	4	5
3-2	4.46	6	34.1	33	17	St. Louis	3-2	4.46	6	34.1	33	17
0-0	1.29	1	7.0	3	1	Totals vs. East	0-0	1.29	1	7.0	3	1
1-1	11.74	2	7.2	11	10	Atlanta	1-1	11.74	2	7.2	11	10
0-0	4.91	2	11.0	15	6	Cincinnati	0-0	4.91	2	11.0	15	6
1-1	6.75	2	6.2	7	5	Houston	1-1	6.75	2	6.2	7	5
1-0	3.60	1	5.0	4	2	Los Angeles	1-0	3.60	1	5.0	4	2
3-2	5.79	8	37.1	40	24	San Diego	3-2	5.79	8	37.1	40	24
						San Francisco						
						Totals vs. West						

1991 Pitching Breakdown

	W-L	ERA	G	IP	H	ER		W-L	ERA	G	IP	H	ER
Season	6-4	5.15	14	71.2	73	41	April	—	—	—	—	—	—
Home	3-2	3.16	7	42.2	39	15	May	—	—	—	—	—	—
Road	3-2	8.07	7	29.0	34	26	June	—	—	—	—	—	—
Day	3-1	2.95	4	21.1	23	7	July	1-1	7.20	2	10.0	10	8
Night	3-3	6.08	10	50.1	50	34	August	2-1	5.28	6	30.2	32	18
Starter	5-4	5.30	13	69.2	73	41	Sept/Oct.	3-2	4.35	6	31.0	31	15
Reliever	1-0	0.00	1	2.0	0	0	Before ASG	—	—	—	—	—	—
							After ASG	6-4	5.15	14	71.2	73	41

RYAN BOWEN GAME HIGHS

Longest Winning Streak: 3, August 13–September 2, 1991

Longest Losing Streak: 2, September 8–13, 1991

Strikeouts: 7, October 2, 1991 at San Francisco

Walks: 5, July 28, 1991 vs. Pittsburgh

Innings (starter): 8.0, August 23, 1991 vs. Montreal

Innings (relief): 2.0, August 13, 1991 at San Diego

BOWEN'S CAREER FIELDING

	PO	A	E	PCT.
Pitcher	4	3	2	.778

On April 18, 1966, the first official game was played on Astroturf and the game featured a pair of pitchers who eventually won a total of 610 games. Los Angeles rookie Don Sutton picked up the first of his 324 major league wins, downing Hall of Famer Robin Roberts by a 6-3 score. Roberts ended his career with 286 victories.



KEN CAMINITI

#11 - Infielder

BIRTHDATE: April 21, 1963

1992 OPENING DAY AGE: 27

BIRTHPLACE: Hanford, CA

HOME: Richmond, TX

BATS: Switch **THROWS:** Right

HEIGHT: 6-0 **WEIGHT:** 200

M.L. SERVICE: 3.137

CONTRACT STATUS: Signed through 1992

HOW OBTAINED: Selected by the Astros in the third round of the June 1984 draft.

1991 SEASON

Led the Astros with 30 doubles, and set career-highs for home runs (13) and RBI (80).

- raised his average 11 points to .253 after batting a career-low .242 in 1990...his RBI total was second only to Jeff Bagwell's 82, while his home run output was tied for second with Luis Gonzalez.
- hit nine of his home runs and drove in 48 runs at the Astrodome...both totals led the club.
- opened the season batting .268 in April, which included hitting safely in 12-of-13 games from the 12th-26th...hit only .226 in May and .211 in June.
- left the team in Montreal on June 17 and returned to Houston for the birth of his daughter Kendall Marie...was back in the lineup on the 20th at Philadelphia.
- sparkled after the All-Star break batting .265 with 75 hits, including 19 doubles, in 75 games...also had 47 RBI...hit safely in nine of his first 10 games to open the second half.
- had the best month of his career in July, hitting .284 with four homers and 25 RBI... had 27 hits in 24 games.
- had six multiple-RBI games in July, which included four on the 4th at San Francisco and the 29th vs. St. Louis.
- hit the first Astros' grand slam since September 20, 1989 (Kevin Bass), when he connected against the Cardinals (Bryn Smith) on the 29th.
- continued his pace into August, hitting .269 with two homers and 22 RBI...named NL Player of the Week for the second time in his career for August 26-September 1...hit .393 (11x28) with two doubles, two homers and 14 RBI...the 14 RBI came in four games from the 26th-29th...included were five RBI on the 28th at Philadelphia, which equaled his career-high, and four the next night against the Phillies.
- grounded into 18 double plays, the fourth-highest total in the league.
- started one of Houston's two triple plays...fielded a ground ball by Mike Heath in the second inning at Atlanta on April 16...after touching third base to force out Sid Bream, he relayed to Casey Candaele to force Mark Lemke at second... Candaele relayed to Jeff Bagwell at first to retire Heath.

MAJOR LEAGUE CAREER

Led the Astros in games played (153) for the second straight season in 1990, but saw his average drop 13 points from the previous year to .242.

- batted .266 in April before following with his best month in May when he hit at a .302 pace (29x96) with two homers and 13 RBI...hit safely in 20-of-27 games... homered on consecutive nights on the 27th and 28th, then went 90 games before connecting again on September 13 at Cincinnati.
- had a career-high four hits at San Diego on July 28...was second on the club with 35 multi-hit games.
- stole a career-high nine bases.
- started the first Astros triple play since 1987 on September 21 at Atlanta...fielded a ground ball by Francisco Cabrera and stepped on third for one out, then threw to Dave Rohde at second base for the second out...Rohde relayed to Mike Simms at first for the third out.

Spent his first full season in the majors in 1989.

- led the Astros in games (161), at-bats (585) and doubles (31), while finishing second on the club in RBI (72), runs (71-tie) and hits (149).
- hit safely in a career-best 10 straight games from April 11-21, and hit safely in 22 of the first 28 games that season.
- set his single-game best with five RBI in an 8-4 win at St. Louis on May 30.
- named the infielder with the best throwing arm in the NL by *Baseball America* magazine...finished third among NL third basemen in fielding percentage (.958), and second in putouts (126) and assists (335).

Failed to make the Astros' roster out of spring training in **1988** and opened the season at Triple A Tucson.

- recalled to Houston on July 29 and drove in a run in four of his first five games...played in 30 games, making 19 starts at third base, for the Astros.

Recalled to the defending West Division champions from Double A on July 15, **1987**, and had immediate impact.

- playing in his first major league game the next night, he tripled and homered off the Phillies' Kevin Gross (the only hits allowed by Gross in the game), and scored the game-winning run in the bottom of the ninth.
- hit .500 (7x14) with two homers and three RBI in his first four big league games to earn NL Player of the Week honors for July 16-19...hit safely in 10 of his first 12 major league games, which included five multi-hit contests.

MINOR LEAGUE HIGHLIGHTS

Opened **1988** at Tucson and hit .272 in his first season at the Triple A level.

- best stretch was from May 25-June 24 when he hit .355 (43x121) with 16 multi-hit games and 18 RBI.

Slugged a career-best 15 homers and ranked second in the Southern League with a .325 average in **1987** before being recalled to Houston.

- named to the Southern League All-Star team.

Hit .300 and knocked in 82 runs in **1986** to help Double A Columbus rebound from the worst first-half record in the league to win the Southern League title.

Established himself as an All-Star performer in his first year as a pro in **1985** at Class A Osceola.

- hit .284 and knocked in 73 runs to make the Florida State League All-Star team.
- finished fourth in the league with 83 runs and sixth with 26 doubles.

PERSONAL/MISCELLANEOUS

Named second team All-America by *The Sporting News* after hitting .348 as a junior at San Jose State in **1984**.

- in two seasons at San Jose State, he had a .327 average and set a school record with 29 career doubles.
- spent the summer of 1984 with the U.S. Olympic Team, but did not make the final cut just prior to the start of the Games in July.
- enjoys rebuilding automobiles for show as a hobby.
- co-chairman, along with teammate Al Osuna, of the Astros 65 Roses Sports Club, which supports the fight against cystic fibrosis.
- he, wife Nancy and daughter Kendall Marie (6/17/91) make their home in Richmond, TX.

CAMINITI'S CAREER TRANSACTIONS

— Selected by the Astros in the third round of the June 1984 draft.

KENNETH GENE CAMINITI

YEAR	CLUB	AVG.	G	AB	R	H	2B	3B	HR	RBI	BB	SO	SB
1985	Osceola	.284	126	468	83	133	26	9	4	73	51	54	14
1986	Columbus	.300	137	513	82	154	29	3	12	82	56	79	5
1987	Columbus	.325	95	375	66	122	25	2	15	69	25	58	11
	Houston	.246	63	203	10	50	7	1	3	23	12	44	0
1988	Tucson	.272	109	416	54	113	24	7	5	66	29	54	13
	Houston	.181	30	83	5	15	2	0	1	7	5	18	0
1989	Houston	.255	161	585	71	149	31	3	10	72	51	93	4
1990	Houston	.242	153	541	52	131	20	2	4	51	48	97	9
1991	Houston	.253	152	574	65	145	30	3	13	80	46	85	4
MINOR LEAGUE TOTALS		.295	467	1772	285	522	104	21	36	290	161	245	43
MAJOR LEAGUE TOTALS		.247	559	1986	203	490	90	9	31	233	162	337	17

Career Pinch Hitting (1991 totals): .107, 28-3-0-0 (.000, 2-0-0-0)

In the history of the National League, only 19 players have hit home runs from both sides of the plate in the same game and three of them were members of the Astros. Alan Ashby was the first Astro to do it on September 27, 1982 at San Diego. Mark Bailey did it on September 16, 1984 at the Dome. Kevin Bass became the first player to do it twice in one season, first on August 3 and again on September 2 in 1987. Bass did it again on August 20, 1989.

Versus the National League

1991						Career				
AVG.	AB	H	HR	RBI	CLUB	AVG.	AB	H	HR	RBI
.216	51	11	1	4	Chicago	.252	151	38	2	10
.152	33	5	0	0	Montreal	.252	111	28	0	6
.279	43	12	4	10	New York	.234	137	32	4	20
.326	46	15	1	10	Philadelphia	.300	150	45	3	24
.340	47	16	0	8	Pittsburgh	.219	146	32	1	18
.135	37	5	1	8	St. Louis	.254	142	36	3	24
.249	257	64	7	40	Totals vs. East	.252	837	211	13	102
.230	61	14	1	5	Atlanta	.251	235	59	2	21
.232	69	16	1	9	Cincinnati	.243	218	53	4	29
—	—	—	—	—	Houston	—	—	—	—	—
.214	70	15	1	5	Los Angeles	.232	224	52	5	21
.239	67	16	1	5	San Diego	.240	242	58	3	25
.400	50	20	2	16	San Francisco	.248	230	57	4	35
.256	317	81	6	40	Totals vs. West	.243	1149	279	18	131

1991 Batting Breakdown

	AVG.	AB	H	HR	RBI		AVG.	AB	H	HR	RBI
Season	.253	574	145	13	80	April	.268	71	19	1	8
Home	.253	289	73	9	48	May	.226	106	24	2	9
Road	.253	285	72	4	32	June	.211	90	19	3	8
Day	.215	135	29	1	13	July	.284	95	27	4	25
Night	.264	439	116	12	67	August	.269	108	29	2	22
vs. RHP	.213	342	73	4	36	Sept/Oct.	.260	104	27	1	8
vs. LHP	.310	232	72	9	44	Before ASG	.241	291	70	8	33
						After ASG	.265	283	75	5	47

KEN CAMINITI GAME HIGHS

Most Hits: 4, July 28, 1990 at San Diego
 Most Home Runs: 1 (31 times)—last, October 4, 1991 at Atlanta
 Most RBI: 5 (twice)—last, August 28, 1991 at Philadelphia
 Most Stolen Bases: 2, September 12, 1990 at Cincinnati
 Longest Hitting Streak: 10, April 11-21, 1989

CAMINITI'S "MULTIPLE" GAMES

	HITS	RBI	HR
2 in a Game	103	33	0
3 in a Game	17	9	0
4 in a Game	1	4	0
5 in a Game	0	2	0

CAMINITI'S CAREER FIELDING

	PO	A	E	PCT.
Third Base	435	1012	77	.949



CASEY CANDAELE

#1 - Infielder

BIRTHDATE: January 12, 1961

1992 OPENING DAY AGE: 31

BIRTHPLACE: Lompoc, CA

HOME: San Luis Obispo, CA

BATS: Switch **THROWS:** Right

HEIGHT: 5-9 **WEIGHT:** 165

M.L. SERVICE: 3.132

CONTRACT STATUS: Signed through 1992

HOW OBTAINED: Acquired from Montreal on July 23, 1988 in exchange for Mark Bailey.

1991 SEASON

The most versatile player on the team, starting games at five different positions (2B-96; LF-14; 3B-5; CF-2; RF-2).

- set career-highs for games (151), at-bats (461), triples (7), home runs (4), RBI (50), walks (40) and stolen bases (9) by playing in his first full season in the majors since 1987 with Montreal.
- his triples total tied for ninth in the league with three other players...struck out only 49 times, which tied for sixth in the league for hardest to fan at 10.3 plate appearances per strikeout.
- knocked in a career-high four runs at San Francisco on July 4...tied a club record by scoring four runs vs. Pittsburgh on July 28.
- played three different positions in April...took over the starting job at second base on an everyday basis on May 10 after Mark McLemore strained his right hamstring muscle.
- saw his average dip to .224 on May 24 after going through a 1x19 tailspin...climbed to .250 by the All-Star break by hitting safely in 20-of-29 games from June 4 through July 5 (.275; 30x109).
- best month was July when he batted .329 with 26 hits in 25 games...included was his season-best, six-game hitting streak from the 15th-22nd (.450; 9x20)...hit safely in four straight from the 27th-30th to raise his average to .269, which he would not top the rest of the season.
- hit .282 in September and October to finish the year at .262...hit .267 as a starter, .158 off the bench.

MAJOR LEAGUE CAREER

Rebounded from the previous year's eye problems to post his best all-around season in the majors in **1990**.

- batted a career-best .286 in 130 games and led the Astros with 10 pinch-hits and six triples.
- played 49 games at second base, 13 at shortstop, one at third and saw action at all three outfield positions...was the club's everyday second baseman over the final month of the season and hit .297 (30x101)...had an overall .989 fielding percentage.
- best month was July when he hit .370 (17x46) and had seven walks for a .453 on-base percentage.
- hit .370 against the Dodgers with all three of his home runs...after hitting only one home run in his first 701 major league at-bats, he belted three in five at-bats vs. Los Angeles on April 21, June 11 and June 19...tied his career-best with four hits at Los Angeles on September 3.

Spent the **1989** season at Tucson and was bothered by blurred vision, which kept him on the disabled list from June 9-July 22.

Made Montreal's Opening Day roster out of spring training in **1988**.

- was batting .172 after playing in 36 games with no homers and four RBI before he returned to Indianapolis...was traded to the Astros on July 23.
- he played in three games at Triple A Tucson before being recalled to Houston on July 29.

Spent his first full season in the majors in **1987** at Montreal.

- named to the major league rookie all-star team and finished fourth in Rookie of the Year voting behind Benito Santiago, Mike Dunne and Joe Magrane.
- played six positions, starting 29 games at second base, 15 at shortstop and 58 games in the outfield.
- struck out only 28 times in 495 plate appearances, and only twice as a righthanded hitter.
- hit the first home run of his major league career on July 19 at Olympic Stadium off Rick Mahler.

Reached the major leagues in **1986** in his fourth year with the Montreal organization.

- called up to the Expos on June 5 to replace an injured Andre Dawson.
- recorded his first major league hit on June 8 off Dave Rucker of the Phillies.

MINOR LEAGUE HIGHLIGHTS

Played in only seven games at Tucson in **1990** before hitting a career-best .286 for the Astros.

Hit .218 for the Toros in **1989**, spending the entire season at Triple A with recurring vision problems.

After being sent down from Montreal, he played in 60 games at Indianapolis in **1988** before being traded to the Houston organization.

Opened **1986** at Indianapolis before making his move to the majors.

- led Indianapolis in hitting (.302), runs (77), hits (145) and doubles (32).
- had a 21-game hitting streak from June 22-July 12.

- was the All-Star second baseman for the entire Triple A level and the American Association, and Player of the Year for Indianapolis.

Was promoted to Triple A Indianapolis in 1985 and hit .259 in 127 contests.

Spent 1984 at Jacksonville at batted .273 in 132 games.

Started his pro career in the Florida State League in 1983 and was an All-Star second baseman for West Palm Beach.

- finished second in the FSL in hits (156) and eighth in batting average (.305).
- moved to Memphis to finish the year and hit .211 in five games.

PERSONAL/MISCELLANEOUS

Was signed by Montreal as an undrafted free agent on August 15, 1982.

- attended the University of Arizona and was part of the Wildcats' 1980 College World Series championship team.
- his mother, Helen St. Aubin (Callaghan), was a star in the All-American Girls Baseball League in the 1940s and 50s...his father was a goalie for a minor league hockey team.
- he, wife Christy and son Dylan (8/28/91) make their off-season home in San Luis Obispo, CA.

CANDAELE'S CAREER TRANSACTIONS

- Signed by Montreal as a free agent on August 15, 1982;
- Acquired by Houston on July 23, 1988 in exchange for Mark Bailey.
- On disabled list, June 9-July 22, 1989 (blurred vision).

CASEY TODD CANDAELE

YEAR	CLUB	AVG.	G	AB	R	H	2B	3B	HR	RBI	BB	SO	SB
1983	West Palm Beach	.305	127	511	77	156	26	9	0	45	51	44	22
	Memphis	.211	5	19	4	4	1	0	0	1	1	3	1
1984	Jacksonville	.273	132	532	68	145	23	2	2	53	30	35	26
1985	Indianapolis	.259	127	390	55	101	13	5	0	35	44	33	13
1986	Indianapolis	.302	119	480	77	145	32	6	2	42	46	29	16
	Montreal	.231	30	104	9	24	4	1	0	6	5	15	3
1987	Montreal	.272	138	449	62	122	23	4	1	23	38	28	7
1988	Montreal	.172	36	116	9	20	5	1	0	4	10	11	1
	Indianapolis	.264	60	239	23	63	11	6	2	36	12	20	5
	Tucson	.258	17	66	8	17	3	0	0	5	4	6	4
	Houston	.161	21	31	2	5	3	0	0	1	1	6	0
1989	Tucson	.218	68	206	22	45	6	1	0	17	20	37	6
1990	Tucson	.214	7	28	2	6	1	0	0	2	3	2	1
	Houston	.286	130	262	30	75	8	6	3	22	31	42	7
1991	Houston	.262	151	461	44	121	20	7	4	50	40	49	9
MINOR LEAGUE TOTALS		.276	662	2471	336	682	116	29	6	236	211	209	94
HOUSTON TOTALS		.267	302	754	76	201	31	13	7	73	72	97	16
MAJOR LEAGUE TOTALS		.258	506	1423	156	367	63	19	8	106	125	151	27

Career Pinch Hitting (1991 totals): .254, 71-18-1-9 (.158, 19-3-0-3)

Versus the National League

1991					Career					
AVG.	AB	H	HR	RBI	CLUB	AVG.	AB	H	HR	RBI
.333	21	7	0	2	Chicago	.286	133	38	0	12
.366	41	15	0	7	Montreal	.296	54	16	0	7
.281	32	9	0	2	New York	.235	149	35	0	5
.195	41	8	0	3	Philadelphia	.250	184	46	0	8
.333	36	12	1	3	Pittsburgh	.252	131	33	1	8
.205	39	8	0	2	St. Louis	.214	117	25	0	5
.281	210	59	1	19	Totals vs. East	.251	768	193	1	45
.222	54	12	0	7	Atlanta	.270	126	34	1	18
.225	40	9	1	4	Cincinnati	.248	113	28	1	7
—	—	—	—	—	Houston	.257	35	9	0	0
.204	54	11	0	2	Los Angeles	.298	124	37	3	13
.283	53	15	0	8	San Diego	.234	128	30	0	9
.300	50	15	2	10	San Francisco	.279	129	36	2	14
.247	251	62	3	31	Totals vs. West	.266	655	174	7	61

1991 Batting Breakdown

	AVG.	AB	H	HR	RBI		AVG.	AB	H	HR	RBI
Season	.262	461	121	4	50	April	.267	45	12	0	8
Home	.294	235	69	1	33	May	.234	77	18	0	7
Road	.230	226	52	3	17	June	.240	96	23	1	11
Day	.255	102	26	1	12	July	.329	79	26	3	8
Night	.265	359	95	3	38	August	.237	93	22	0	7
vs. RHP	.251	303	76	3	37	Sept/Oct.	.282	71	20	0	9
vs. LHP	.285	158	45	1	13	Before ASG	.250	244	61	3	31
						After ASG	.276	217	60	1	19

CASEY CANDAELE GAME HIGHS

Most Hits: 4 (twice)—last, September 3, 1990 at Los Angeles
 Most Home Runs: 1 (8 times)—last, July 28, 1991 vs. Pittsburgh
 Most RBI: 4, July 4, 1991 at San Francisco
 Most Stolen Bases: 2 (3 times)—last, July 16, 1991 at Pittsburgh
 Longest Hitting Streak: 8 (3 times)—last, July 7-18, 1990

CANDAELE'S "MULTIPLE" GAMES

	HITS	RBI
2 in a Game	68	17
3 in a Game	16	0
4 in a Game	2	1

CANDAELE'S CAREER FIELDING

	PO	A	E	PCT.
First Base	1	0	0	1.000
Second Base	470	732	18	.985
Third Base	8	18	1	.963
Shortstop	34	59	4	.959
Outfield	239	5	2	.992



MIKE CAPEL

#35 - Righthanded Pitcher

BIRTHDATE: October 13, 1961

1992 OPENING DAY AGE: 31

BIRTHPLACE: Marshall, TX

HOME: Houston, TX

BATS: Right **THROWS:** Right

HEIGHT: 6-1 **WEIGHT:** 175

M.L. SERVICE: 1.009

CONTRACT STATUS: Signed through 1992

HOW OBTAINED: Signed by Tucson as a free agent on January 5, 1991.

1991 SEASON

Split his season between Triple A Tucson and Houston...appeared in 25 games for the Astros between June 7 and August 17.

- contract was recalled from the Toros when Xavier Hernandez was placed on the 15-day DL with right shoulder tendinitis on June 7.
- allowed one run in two innings on June 8 to lose 4-3 to the Mets...bounced back on June 10 against New York and fanned Kevin McReynolds to preserve a 6-4 win for Curt Schilling...the save was the first of his career.
- came out of the bullpen to win at New York on June 14...pitched two scoreless innings in a 4-1 decision...it was his only win with Houston.
- earned his second save on the same road trip on June 22 at Philadelphia...tossed a scoreless inning to save a 4-3, 10-inning win for Al Osuna...his third save was at Chicago on July 11.

- also lost on July 13 at Chicago and August 12 at San Diego.
- worked a season-high three innings on three occasions - June 17 at Montreal; July 15 at Pittsburgh; and July 26 vs. the Pirates.
- struck out his season-high of four on June 8 vs. the Mets.
- had a 2.35 road ERA (6ER/23.0IP) in 15 games.
- was 4-2 with a 2.40 ERA and three saves in 30 games for Tucson...allowed 15 earned runs in 56.1 innings, while walking only 17 and striking out 44.
- won two games in the PCL divisional playoffs against Colorado Springs, working 3.2 scoreless innings...pitched two scoreless innings in the fourth game of the championship series to earn a save for Butch Henry.

MAJOR LEAGUE CAREER

Went to spring training as a non-roster player with Milwaukee in 1990.

- opened the year in Denver before his contract was purchased by the Brewers on June 4...made appearances vs. Baltimore and Toronto before being outrighted back to Triple A on June 10.

Reached the majors for the first time in 1988 with the Chicago Cubs.

- contract was recalled from Iowa on May 2 to replace Drew Hall...made his debut on May 7 vs. San Francisco and worked 1.2 scoreless innings.
- earned his first major league win on May 8 against the Giants, despite allowing two runs in an inning.
- lost at New York on June 4, then beat the Phillies on June 28 before his contract was optioned back to Iowa on June 30.
- recalled to Chicago on August 8, but did not make an appearance before being shipped back to Iowa on August 14...recalled for a third time in September and made five more appearances to close the season.

MINOR LEAGUE HIGHLIGHTS

Spent all but six days at Triple A Denver in 1990...worked in 41 games and had a 4-3 record with a 4.26 ERA and two saves.

Spent the entire 1989 season with Iowa where he went 4-7 with a 3.25 ERA and five saves in 64 relief outings.

Opened the 1988 season with Iowa before being called to the majors for the first time on May 2.

- was 3-2 with a 3.43 ERA and three saves in 32 games at the Triple A level.

Set career-highs for wins (7), games (53) and strikeouts (75) while pitching for Triple A Iowa in 1987.

- led the Iowa staff in appearances, innings (108.1) and strikeouts, and tied for the staff lead in wins.

Enjoyed his best pro season in 1986 going 4-4 with a career-best 13 saves and a 1.87 ERA for Double A Pittsfield of the Eastern League.

- finished tied for fifth in the league in saves.
- appeared exclusively in relief for the first time in his career.

Made 33 appearances for Pittsfield, 29 in relief, in 1985.

Split the 1984 season between Midland of the Double A Texas League and Lodi of the Class A California League.

Began his pro career in 1983 at Midland before moving to Quad City in the Midwest League.

PERSONAL/MISCELLANEOUS

A 1980 graduate of Spring (TX) High, a northwest suburb of Houston, where he was named the state's prep player of the year after his senior season.

- selected by the Phillies in the 24th round of the June 1980 free agent draft...decided not to sign and instead enrolled at the University of Texas.
- had a 13-1 record and a 2.98 ERA as a junior for the Longhorns in 1983 as Texas claimed the College World Series title...was a college teammate of Roger Clemens, Calvin Schiraldi, Mike Brumley and former Astro Jose Tolentino.
- drafted by the Cubs in the 13th round of the June 1983 draft.
- he and wife Liz make their off-season home in Houston.

The fastest game a Houston team has ever played came on August 24, 1974 when it took the Astros just 1 hour and 26 minutes to beat the Phillies 1-0 in the Astrodome. The longest game in Houston history took seven hours and 14 minutes in Houston on June 3, 1989, when the Astros defeated Los Angeles 5-4 in 22 innings. The game also set a league record as the longest night game.

CAPEL'S CAREER TRANSACTIONS

- Selected by Philadelphia in the 24th round of the June 1980 draft.
- Selected by Chicago (NL) in the 13th round of the June 1983 draft.
- On disabled list, July 13-28, 1987 (bruised ribs).
- Granted free agency, October 15, 1989.
- Signed by Denver (Milwaukee organization), December 13, 1989.
- Signed by Tucson (Houston organization), January 5, 1991

MICHAEL LEE CAPEL

YEAR	CLUB	W-L	ERA	G	GS	CG	SHO	SV	IP	H	R	ER	BB	SO
1983	Midland	1-1	6.91	3	3	0	0	0	14.1	22	12	11	8	8
	Quad City	3-2	2.42	8	6	1	0	1	44.2	32	15	12	14	35
1984	Midland	1-10	6.31	16	11	0	0	0	61.1	69	53	43	37	20
1984	Lodi	0-7	3.65	20	6	1	0	1	69.0	54	38	28	35	46
1985	Pittsfield	3-6	4.91	33	4	0	0	0	73.1	74	44	40	47	53
1986	Pittsfield	4-4	1.87	38	0	0	0	13	62.2	51	20	13	22	50
1987	Iowa	7-10	5.73	53	8	1	0	4	108.1	117	72	69	43	75
1988	Iowa	3-2	3.43	32	2	0	0	3	57.2	60	24	22	23	49
	Chicago	2-1	4.91	22	0	0	0	0	29.1	34	19	16	13	19
1989	Iowa	4-7	3.25	64	0	0	0	5	97.0	87	43	35	41	62
1990	Denver	4-3	4.26	41	3	0	0	2	101.1	98	55	48	39	60
	Milwaukee	0-0	135.00	2	0	0	0	0	0.1	6	6	5	1	1
1991	Houston	1-3	3.03	25	0	0	0	3	32.2	33	14	11	15	23
	Tucson	4-2	2.40	30	0	0	0	3	56.1	49	16	15	17	44
MINOR LEAGUE TOTALS		34-54	4.05	338	43	3	0	32	746.0	713	392	336	326	502
HOUSTON TOTALS		1-3	3.03	25	0	0	0	3	32.2	33	14	11	15	23
AL TOTALS		0-0	135.00	2	0	0	0	0	0.1	6	6	5	1	1
NL TOTALS		3-4	3.92	47	0	0	0	3	62.0	67	33	27	28	42
MAJOR LEAGUE TOTALS		3-4	4.62	49	0	0	0	3	62.1	73	39	32	29	43

MAJOR LEAGUE HITTING RECORD		AVG.	AB	H	HR	RBI
1991		.000	0	0	0	0
Lifetime		.000	2	0	0	0

Versus the National League

1991							Career					
W-L	ERA	G	IP	H	ER	CLUB	W-L	ERA	G	IP	H	ER
0-1	9.82	3	3.2	7	4	Chicago	0-1	9.82	3	3.2	7	4
0-0	0.00	1	3.0	0	0	Montreal	0-0	3.60	2	5.0	4	2
1-1	1.93	4	4.2	2	1	New York	1-2	3.24	7	8.1	6	3
0-0	0.00	3	1.1	1	0	Philadelphia	1-0	0.00	6	3.1	2	0
0-0	2.57	3	7.0	6	2	Pittsburgh	0-0	2.45	5	11.0	10	3
0-0	3.38	2	2.2	5	1	St. Louis	0-0	2.08	4	4.1	7	1
1-2	3.22	16	22.1	21	8	Totals vs. East	2-3	3.28	27	35.2	36	13
0-0	0.00	2	2.1	2	0	Atlanta	0-0	0.00	4	4.1	5	0
0-0	3.00	3	3.0	4	1	Cincinnati	0-0	9.52	5	5.2	9	6
—	—	—	—	—	—	Houston	0-0	5.78	3	4.2	5	3
—	—	—	—	—	—	Los Angeles	0-0	0.00	1	2.0	0	0
0-1	2.25	3	4.0	5	1	San Diego	0-1	3.00	4	6.0	9	2
0-0	9.00	1	1.0	1	1	San Francisco	1-0	7.36	3	3.2	3	3
0-1	2.61	9	10.1	12	3	Totals vs. West	1-1	4.79	20	26.1	31	14

1991 Pitching Breakdown

	W-L	ERA	G	IP	H	ER		W-L	ERA	G	IP	H	ER
Season	1-3	3.03	25	32.2	33	11	April	—	—	—	—	—	—
Home	0-1	4.66	10	9.2	12	5	May	—	—	—	—	—	—
Road	1-2	2.35	15	23.0	21	6	June	1-1	1.46	11	12.1	8	2
Day	0-1	2.25	3	4.0	3	1	July	0-1	4.80	10	15.0	19	8
Night	1-2	3.14	22	28.2	30	10	August	0-1	1.69	4	5.1	6	1
Starter	—	—	—	—	—	—	Sept/Oct	—	—	—	—	—	—
Reliever	1-3	3.03	25	32.2	33	11	Before ASG	1-1	1.93	13	14.0	9	3
							After ASG	0-2	3.86	12	18.2	24	8

MIKE CAPEL GAME HIGHS

- Longest Winning Streak: 1 (3 times)—last, June 14, 1991
- Longest Losing Streak: 2, July 13-August 12, 1991
- Strikeouts: 5, May 29, 1988 vs. Houston
- Walks: 2 (6 times)—last, July 15, 1991 at Pittsburgh
- Innings (relief): 3.0 (4 times)—last, July 26, 1991 vs. Pittsburgh

CAPEL'S CAREER FIELDING

	PO	A	E	PCT.
Pitcher	7	7	1	.933



ANDUJAR CEDENO

#17 - Infielder

BIRTHDATE: August 21, 1969

1992 OPENING DAY AGE: 22

BIRTHPLACE: La Romana, Dominican Republic

HOME: La Romana, Dominican Republic

BATS: Right **THROWS:** Right

HEIGHT: 6-1 **WEIGHT:** 168

M.L. SERVICE: 0.104

CONTRACT STATUS: Signed through 1992

HOW OBTAINED: Signed by the Astros as a non-drafted free agent on October 1, 1986.

1991 SEASON

Joined the Astros on July 27 and stepped into the starting lineup at shortstop for all but one game the remainder of the season.

- contract was recalled from Tucson along with Dean Wilkins and Jose Tolentino when Eric Anthony and Eric Yelding were optioned to the Toros, and unconditional release waivers were asked on Ken Oberkfell.
- collected his first major league hit in his third at-bat (was 0x8 in September and October, 1990), a seventh inning single off Randy Tomlin of the Pirates.
- hit streak in seven of his first eight games with a homer and six RBI...his first major league home run (Jim Gott) and a career-high four RBI came against the Dodgers on August 2.
- had his first of four, three-hit games on August 21 vs. San Francisco, which included a home run off the facade of the Club Level (Press Box level) in the Astrodome, estimated at 404 feet.
- his career-best, six-game hitting streak came from September 2-8 (.476; 10x21), and earned him NL Player of the Week honors...he had two doubles, one triple, one homer and four RBI.
- the streak started a stretch in which he hit safely in 10-of-12 games to raise his average from .236 to .269 through September 14...that mark was his highest for the rest of the season.
- closed the year hitting safely in four of the last five games with three homers and six RBI.
- despite playing in only 67 games, his nine homers ranked fourth on the club... had a .418 slugging percentage.
- committed 18 errors, the third-highest total on the club.
- hit .303 with seven homers and 55 RBI in 93 games for Tucson...his average ranked 18th in the Pacific Coast League.
- named to *Baseball America's* post-season Triple A All-Star team at shortstop...one of four Astros on the TOPPS Major League Rookie All-Star team along with Jeff Bagwell, Luis Gonzalez and Al Osuna.

MAJOR LEAGUE CAREER

Made his major league debut on September 2, 1990, striking out in a pinch-hitting appearance against Pittsburgh's John Smiley.

- batted eight times in the final month of the season, striking out in five of the at-bats.
- started two games at shortstop, September 13 and October 3, both at Cincinnati.

MINOR LEAGUE HIGHLIGHTS

Hit .240 in 132 games with Double A Columbus in 1990, leading the Mudcats in at-bats (495), triples (11) and strikeouts (135).

- reached double figures in doubles (21), triples and home runs (19), and had 64 RBI...his triples total led the Southern League and tied Karl Rhodes and Lance Madsen for the organizational lead.
- finished fifth in the Southern League in homers and total bases (219).

The South Atlantic League's All-Star shortstop in 1989 while playing at Asheville.

- led the league with 146 hits and finished fourth in batting with a .300 average.
- led the Tourists in at-bats (487), hits, triples (6) and RBI (93).

Hit .285 in the Gulf Coast Rookie League in 1988, his first pro season in the United States.

- ranked second on the club in average and RBI (20)...was third in hits (47).

Played in the Dominican Summer League in 1987.

PERSONAL/MISCELLANEOUS

Most Valuable Player in the Dominican Winter League in 1990 after batting .273 and leading the league in hits.

- drove in 27 runs in the winter season...also had 10 RBI in the Caribbean World Series, which tied for the post-season lead.
- has two brothers playing pro ball, Eduardo in the Houston organization and Domingo in the Toronto organization.
- makes his off-season home in La Romana, Dominican Republic.

CEDENO'S CAREER TRANSACTIONS

– Signed by the Astros as a non-drafted free agent on October 1, 1986.

ANDUJAR CEDENO

YEAR	CLUB	AVG.	G	AB	R	H	2B	3B	HR	RBI	BB	SO	SB
(1987 Played in the Dominican Summer League)													
1988	Gulf Coast	.285	46	165	25	47	5	2	1	20	11	34	10
1989	Asheville	.300	126	487	76	146	23	6	14	93	29	124	23
1990	Columbus	.240	132	495	57	119	21	*11	19	64	33	135	6
	Houston	.000	7	8	0	0	0	0	0	0	0	5	0
1991	Tucson	.303	93	347	49	105	19	6	7	55	19	67	5
	Houston	.243	67	251	27	61	13	2	9	36	9	74	4
MINOR LEAGUE TOTALS		.279	397	1494	207	417	68	25	41	232	92	360	44
MAJOR LEAGUE TOTALS		.236	74	259	27	61	13	2	9	36	9	79	4

Career Pinch Hitting (1991 totals): .000, 3-0-0-0 (.000, 1-0-0-0)

Versus the National League

1991					Career					
AVG.	AB	H	HR	RBI	CLUB	AVG.	AB	H	HR	RBI
.136	22	3	0	0	Chicago	.136	22	3	0	0
.300	20	6	0	2	Montreal	.300	20	6	0	2
.556	18	10	1	4	New York	.556	18	10	1	4
.250	8	2	0	1	Philadelphia	.222	9	2	0	1
.250	12	3	0	1	Pittsburgh	.250	12	3	0	1
.300	80	24	1	8	St. Louis	.296	81	24	1	8
.212	33	7	1	4	Totals vs. East	.212	33	7	1	4
.263	19	5	0	1	Atlanta	.200	25	5	0	1
.233	43	10	2	8	Cincinnati	.233	43	10	2	8
.146	41	6	1	4	Houston	.143	42	6	1	4
.257	35	9	4	11	Los Angeles	.257	35	9	4	11
.216	171	37	8	28	San Diego	.208	178	37	8	28
					San Francisco					
					Totals vs. West					

1991 Batting Breakdown

	AVG.	AB	H	HR	RBI		AVG.	AB	H	HR	RBI
Season	.243	251	61	9	36	April	—	—	—	—	—
Home	.224	134	30	4	21	May	—	—	—	—	—
Road	.265	117	31	5	15	June	—	—	—	—	—
Day	.277	65	18	3	10	July	.250	20	5	0	2
Night	.231	186	43	6	26	August	.239	117	28	4	18
vs. RHP	.257	171	44	9	26	Sept/Oct.	.246	114	28	5	16
vs. LHP	.213	80	17	0	10	Before ASG	—	—	—	—	—
						After ASG	.243	251	61	9	36

ANDUJAR CEDENO GAME HIGHS

Most Hits: 3 (4 times)— last, September 7, 1991 vs. Philadelphia

Most Home Runs: 1 (9 times)— last, October 6, 1991 at Atlanta

Most RBI: 4, August 2, 1991 vs. Los Angeles

Most Stolen Bases: 2, August 18, 1991 at Los Angeles

Longest Hitting Streak: 6, September 2-8, 1991

CEDENO'S "MULTIPLE" GAMES

	HITS	RBI	HR
2 in a Game	12	7	0
3 in a Game	4	1	0
4 in a Game	0	1	0

CEDENO'S CAREER FIELDING

	PO	A	E	PCT.
Shortstop	91	153	19	.928



GARY COOPER

#36 - Infielder

BIRTHDATE: August 13, 1964

1992 OPENING DAY AGE: 27

BIRTHPLACE: Lynwood, CA

HOME: Orem, UT

BATS: Right **THROWS:** Right

HEIGHT: 6-1 **WEIGHT:** 200

M.L. SERVICE: 0.023

CONTRACT STATUS: Signed through 1992

HOW OBTAINED: Selected by the Astros in the seventh round of the June 1986 draft.

1991 SEASON

One of the keys to Tucson's first-ever Pacific Coast League title...earned his first taste of the majors after his contract was recalled on September 14.

- led Tucson with 25 doubles and a career-high 75 RBI...also reached career-bests in runs (86) and homers (14).
- ranked second in the Astros' organization in runs, RBI and slugging percentage (.500), third in doubles and on-base percentage (.402), and fourth in homers.
- Most Valuable Player in the Triple A All-Star Game at Louisville on July 10...was 1x2 with two RBI, and had the game-winning double in the 6-5 decision.
- started games at three different positions, including third base (60), first base (17) and outfield (40).
- homered and drove in two runs in the opening game of the PCL championship series against Calgary.
- his first major league plate appearance came on September 15 at Cincinnati...collected his first big league hit, an infield single, in his sixth plate appearance on September 25 at the Astrodome against the Giants (John Burkett).
- started three games, all at third base, and hit safely in each...went 2x4 with a double in the final game of the season at Atlanta on October 6.

MINOR LEAGUE HIGHLIGHTS

Was limited to 62 games between Osceola and Columbus in **1990** due to an injury to his right shoulder.

Hit .271 in his first season at Triple A in **1989**, while ranking third on the club in RBI (50) and fourth in hits (102).

Led Double A Columbus with 69 RBI in **1988** and was second on the club with 128 hits.

Knocked in a team-high 74 runs at Osceola in **1987** to help the Astros to a berth in the Florida State League finals.

Sparkled in his first pro season at Auburn of the New York-Penn League in **1986**.

- led the league with 141 total bases, and tied for the league lead in doubles (16)...finished second in RBI (54) and hits (86), third in runs (52) and fourth in homers (11).
- led the club in hitting with a .313 average.

PERSONAL/MISCELLANEOUS

Played collegiate baseball at Brigham Young University.

- he and wife April make their off-season home in Orem, UT.

COOPER'S CAREER TRANSACTIONS

- Selected by the Astros in the seventh round of the June 1986 draft.
- On disabled list, April 10-June 13, 1990 (right shoulder)

GARY CLIFTON COOPER

YEAR	CLUB	AVG.	G	AB	R	H	2B	3B	HR	RBI	BB	SO	SB	
1986	Auburn	.313	76	275	52	86	+16	3	11	54	47	47	16	
1987	Osceola	.279	123	427	66	119	17	4	4	74	66	69	14	
1988	Columbus	.270	140	474	65	128	25	7	7	69	87	87	13	
1989	Tucson	.271	118	376	51	102	23	3	1	50	48	69	5	
1990	Osceola	.154	8	26	4	4	0	0	0	2	3	3	0	
	Columbus	.263	54	160	29	42	7	0	8	30	30	32	1	
1991	Tucson	.305	120	406	86	124	25	6	14	75	66	108	7	
	Houston	.250	9	16	1	4	1	0	0	2	3	6	0	
MINOR LEAGUE TOTALS			.282	639	2144	353	605	113	23	45	354	347	415	56
MAJOR LEAGUE TOTALS			.250	9	16	1	4	1	0	0	2	3	6	0

Career Pinch Hitting (1991 totals): .000, 4-0-0-0 (.000, 4-0-0-0)

Versus the National League

1991					Career					
AVG.	AB	H	HR	RBI	CLUB	AVG.	AB	H	HR	RBI
---	---	---	---	---	Chicago	---	---	---	---	---
---	---	---	---	---	Montreal	---	---	---	---	---
---	---	---	---	---	New York	---	---	---	---	---
---	---	---	---	---	Philadelphia	---	---	---	---	---
---	---	---	---	---	Pittsburgh	---	---	---	---	---
---	---	---	---	---	St. Louis	---	---	---	---	---
Totals vs. East					---	---	---	---	---	---
.333	6	2	0	1	Atlanta	.333	6	2	0	1
.000	2	0	0	0	Cincinnati	.000	2	0	0	0
---	---	---	---	---	Houston	---	---	---	---	---
---	---	---	---	---	Los Angeles	---	---	---	---	---
---	---	---	---	---	San Diego	---	---	---	---	---
.250	8	2	0	1	San Francisco	.250	8	2	0	1
.250	16	4	0	2	Totals vs. West	.250	16	4	0	2

1991 Batting Breakdown

	AVG.	AB	H	HR	RBI		AVG.	AB	H	HR	RBI
Season	.250	16	4	0	2	April	---	---	---	---	---
Home	.125	8	1	0	0	May	---	---	---	---	---
Road	.375	8	3	0	2	June	---	---	---	---	---
Day	.375	8	3	0	2	July	---	---	---	---	---
Night	.125	8	1	0	0	August	---	---	---	---	---
vs. RHP	.308	13	4	0	2	Sept/Oct.	.250	16	4	0	2
vs. LHP	.000	3	0	0	0	Before ASG	---	---	---	---	---
						After ASG	.250	16	4	0	2

GARY COOPER GAME HIGHS

- Most Hits: 2, October 6, 1991 at Atlanta
- Most Home Runs: No major league home runs
- Most RBI: 1 (twice)-last, October 6, 1991 at Atlanta
- Most Stolen Bases: No major league stolen bases
- Longest Hitting Streak: 1 (3 times)-last, October 6, 1991

COOPER'S "MULTIPLE" GAMES

	HITS	RBI	HR
2 in a Game	1	0	0

COOPER'S CAREER FIELDING

	PO	A	E	PCT.
Third Base	3	2	1	.833



TONY EUSEBIO

#10 - Catcher

BIRTHDATE: April 27, 1967

1992 OPENING DAY AGE: 24

BIRTHPLACE: San Jose De Los Llamos, D.R.

HOME: San Pedro de Macoris, D.R.

BATS: Right **THROWS:** Right

HEIGHT: 6-2 **WEIGHT:** 180

M.L. SERVICE: 0.064

CONTRACT STATUS: Signed through 1992

HOW OBTAINED: Signed by the Astros as a non-drafted free agent on May 30, 1985.

1991 SEASON

Played at three levels, which included Double A, Triple A and the majors.

- saw action in 66 games at Jackson in the Double A Texas League...hit .261 with two homers and 31 RBI.
- played in five games at Triple A Tucson, hitting .400 (8x20) with two RBI.
- contract was recalled from Jackson on August 4 when Scott Servais was placed on the 15-day DL with a fracture of the fifth metacarpal bone on his right hand.
- played in 10 games in Houston, starting seven.
- his first appearance in the big leagues was as a starter on August 8 against San Diego...was 0x2 with a walk.
- collected his first major league hit on August 18 at Los Angeles, a sixth inning double off Mike Morgan...his only other safety was a single against the Padres on September 10.
- walked six times in 25 plate appearances and scored four runs.

MINOR LEAGUE HIGHLIGHTS

Had his most impressive season cut short by an injury in 1990.

- broke his left thumb in a home plate collision on August 4...was hitting at a .283 clip for Double A Columbus with 90 hits in 92 games.
- opened the season by hitting .345 in April and hit better than .250 in each month prior to the injury.
- led Southern League catchers with a .994 fielding percentage.
- caught five innings of the Southern League All-Star Game and was 1x1 and scored one run.

Opened the 1989 season at Double A Columbus before being sent back to Osceola.

- was hitting only .187 in 65 games for the Mudcats before being sent back to Class A.
- batted .286, including .308 over his final month, with Osceola.

Made the jump from the Gulf Coast League to Osceola in the Florida State League in 1988.

- stole a career-high 19 bases for the Astros.

First pro season in the United States came in 1987 at Sarasota.

Played in the Dominican Summer League in 1985 and 1986.

PERSONAL/MISCELLANEOUS

Signed by Astros scouts Domingo Mercedes and Julio Linares.

- he and wife Irene make their off-season home in San Pedro de Macoris, Dominican Republic.

EUSEBIO'S CAREER TRANSACTIONS

- Signed by the Astros as a non-drafted free agent on May 30, 1985.
- On disabled list, August 5-end of season, 1990 (left thumb).

On May 4, 1969, Houston established a National League record by turning seven doubleplays. As the Astros' first-baseman in that game against San Francisco, Curt Blefary established a major league mark by participating in all seven.

Joe Morgan tied a National League mark for second basemen by participating in five of the twin-killings and shortstop Denis Menke equalled a major league mark by also taking part in five.

RAUL ANTONIO EUSEBIO

YEAR	CLUB	AVG.	G	AB	R	H	2B	3B	HR	RBI	BB	SO	SB
1987	Sarasota	.204	42	125	26	26	1	2	1	15	18	19	8
1988	Osceola	.245	118	392	45	96	6	3	0	40	40	69	19
1989	Columbus	.187	65	203	20	39	6	1	0	18	38	47	7
	Osceola	.286	52	175	22	50	6	3	0	30	19	27	5
1990	Columbus	.283	92	318	36	90	18	0	4	37	21	80	6
1991	Jackson	.261	66	222	27	58	8	3	2	31	25	54	3
	Tucson	.400	5	20	5	8	1	0	0	2	3	3	1
	Houston	.105	10	19	4	2	1	0	0	0	6	8	0
MINOR LEAGUE TOTALS		.252	440	1455	181	366	46	12	7	173	164	299	49
MAJOR LEAGUE TOTALS		.105	10	19	4	2	1	0	0	0	6	8	0

Career Pinch Hitting (1991 totals): .000, 1-0-0-0 (.000, 1-0-0-0)

Versus the National League

1991					Career					
AVG.	AB	H	HR	RBI	CLUB	AVG.	AB	H	HR	RBI
.000	5	0	0	0	Chicago	.000	5	0	0	0
					Montreal					
					New York					
.000	3	0	0	0	Philadelphia	.000	3	0	0	0
					Pittsburgh					
					St. Louis					
.000	8	0	0	0	Totals vs. East	.000	8	0	0	0
.000	2	0	0	0	Atlanta	.000	2	0	0	0
					Cincinnati					
					Houston					
.333	3	1	0	0	Los Angeles	.333	3	1	0	0
.200	5	1	0	0	San Diego	.200	5	1	0	0
.000	1	0	0	0	San Francisco	.000	1	0	0	0
.182	11	2	0	0	Totals vs. West	.182	11	2	0	0

1991 Batting Breakdown

	AVG.	AB	H	HR	RBI		AVG.	AB	H	HR	RBI
Season	.105	19	2	0	0	April	—	—	—	—	—
Home	.125	8	1	0	0	May	—	—	—	—	—
Road	.091	11	1	0	0	June	—	—	—	—	—
Day	.091	11	1	0	0	July	—	—	—	—	—
Night	.125	8	1	0	0	August	.077	13	1	0	0
vs. RHP	.100	10	1	0	0	Sept./Oct.	.167	6	1	0	0
vs. LHP	.111	9	1	0	0	Before ASG	—	—	—	—	—
						After ASG	.105	19	2	0	0

TONY EUSEBIO GAME HIGHS

Most Hits: 1 (twice)—last, September 10, 1991 vs. San Diego

Most Home Runs: No major league home runs

Most RBI: No major league RBI

Most Stolen Bases: No major league stolen bases

Longest Hitting Streak: 1 (twice)—last, September 10, 1991

EUSEBIO'S "MULTIPLE" GAMES

	HITS	RBI	HR
2 in a Game	0	0	0

EUSEBIO'S CAREER FIELDING

	PO	A	E	PB	PCT.
Catcher	49	4	1	1	.981



STEVE FINLEY

#12 - Outfielder

BIRTHDATE: March 12, 1965

1992 OPENING DAY AGE: 27

BIRTHPLACE: Union City, TN

HOME: Houston, TX

BATS: Left

THROWS: Left

HEIGHT: 6-2

WEIGHT: 180

M.L. SERVICE: 3.000

CONTRACT STATUS: Signed through 1992

HOW OBTAINED: Acquired from Baltimore along with Pete Harnisch and Curt Schilling on January 10, 1991 in exchange for Glenn Davis.

1991 SEASON

Flourished in his first season in the NL, finishing tied for sixth in the league in hits (170) with Will Clark and Ryné Sandberg.

- ranked third in the league in games (159) and triples (10), fourth in at-bats (596), tied for eighth in hardest to fan with 10.1 plate appearances per strikeout, ninth in steals (34) and tied for 10th in sacrifice bunts (10)...was fifth in the league with 18 caught stealing.
- had 13 outfield assists, tied for third in the league with Pittsburgh's Barry Bonds and Cincinnati's Paul O'Neill.
- led the Astros in seven offensive categories, including games, at-bats, runs (84), hits, triples, sacrifice bunts and steals...tied for the team lead in total bases (242) with Jeff Bagwell...his .285 average ranked third on the club.
- set career-highs in every offensive category.
- started the season slowly...was hitting only .183 through May 3 (21 games)...beginning with a three-hit game at Pittsburgh on May 4, he hit safely in 47-of-59 games heading into the All-Star break to raise his average to .288.
- hit safely in 15 of his first 20 games after the break, and through August 2 raised his average to .303, its highest point after the first seven games of the season.
- hit at a .322 pace in May (35x100), June (27x100) and July (33x95).
- had a career-best, 10-game hitting streak from May 15-24 (.325; 13x40)...equaled his career-high with four hits on May 29 and August 15, both times at Dodger Stadium.
- hit .378 (31x82) leading off the game (20 singles, 6 doubles, 2 triples, 3 home runs)...also walked twice and was hit by one pitch.
- led the club and ranked 13th in the league in road batting average at .297 (88x296)...all eight of his home runs were away from the Astrodome.

MAJOR LEAGUE CAREER

Led the Orioles with 22 steals in 1990, tied for the team lead in triples (4), and was second on the club in games (142), at-bats (464) and hits (119).

- saw his average slip to .236 on June 28 before hitting .313 from June 29-September 12 to raise it to .272...hit just .175 (13x74) over the final 19 games of the season to finish at .256.
- batted .287 in the leadoff position (70x244).
- had three, four-hit games, including two against California (August 11 and September 7) and one against the Twins (May 22).

Went to camp with Baltimore in 1989 as a non-roster player and made the club out of spring training.

- made his major league debut in the Opening Day lineup vs. Boston...in the third inning, on his first fielding chance of the game, he made a diving catch of a Nick Esasky drive while crashing into the wall in right-centerfield...he suffered a sprained right shoulder and was placed on the 15-day DL on April 4.
- activated from the DL on April 22 and collected his first major league hit that night, a single off Minnesota's Fred Toliver.
- hit his first big league homer on April 25 off California's Willie Fraser...slugged his first career grand slam on June 5 at Yankee Stadium off lefthander Chuck Cary.
- hit .302 after the All-Star break.
- returned to the DL on July 29 with a sprained right wrist...was not activated until September 2.
- tied a Baltimore club record with three steals in the first game of a doubleheader at Texas on September 7...was successful on 85% of his steal attempts (17-of-20), the fourth-best ratio in the AL.

MINOR LEAGUE HIGHLIGHTS

Played in 18 minor league games in 1989 while recovering from injuries.

Won the International League batting crown in 1988 at Triple A Rochester by hitting .314.

- opened the season at Class A Hagerstown...played only eight games with the Class A team and 10 at Double A Charlotte before joining Rochester.
- also led the IL in hits (143).

Named to the New York-Penn All-Star team in his first year as a pro in 1987 at Newark.

- finished fourth in the league in steals (26).

PERSONAL/MISCELLANEOUS

Selected by the Atlanta Braves in the 11th round of the June 1986 draft, but opted to return to college to complete his education.

- signed with Baltimore after being drafted in the 14th round of the June 1987 draft.
- played college baseball at Southern Illinois University at Carbondale...was a two-time All-Missouri Valley Conference player and helped SIU to conference titles in 1984 and 1986.
- a third team All-America pick in 1986...played on the 1986 Team USA squad, which captured a bronze medal in international competition in the Netherlands.
- earned his degree in physiology from SIU and was accepted to chiropractic school (Logan College in St. Louis), but chose to pursue a career in baseball.
- he and wife Amy make their off-season home in Houston.

FINLEY'S CAREER TRANSACTIONS

- Selected by Atlanta in the 11th round of the June 1986 draft.
- Selected by Baltimore in the 14th round of the June 1987 draft.
- On disabled list, April 4-22, 1989 (right shoulder).
- On disabled list, July 29-September 2, 1989 (right wrist).
- Acquired by Houston along with pitchers Pete Harnisch and Curt Schilling on January 10, 1991, in exchange for Glenn Davis

STEVEN ALLEN FINLEY

YEAR	CLUB	AVG.	G	AB	R	H	2B	3B	HR	RBI	BB	SO	SB
1987	Newark	.293	54	222	40	65	13	2	3	33	22	24	26
	Hagerstown	.338	15	65	9	22	3	2	1	5	1	6	7
1988	Hagerstown	.214	8	28	2	6	2	0	0	3	4	3	4
	Charlotte	.300	10	40	7	12	4	2	1	6	4	3	2
	Rochester	.314	120	456	61	143	19	7	5	54	28	55	20
1989	Baltimore	.249	81	217	35	54	5	2	2	25	15	30	17
	Hagerstown	.417	11	48	11	20	3	1	0	7	4	3	4
	Rochester	.160	7	25	2	4	0	0	0	2	1	5	3
1990	Baltimore	.256	142	464	46	119	16	4	3	37	32	53	22
1991	Houston	.285	159	596	84	170	28	10	8	54	42	65	34
MINOR LEAGUE TOTALS		.308	225	884	132	272	44	14	10	110	64	99	66
AL TOTALS		.254	223	681	81	173	21	6	5	62	47	83	39
NL TOTALS		.285	159	596	84	170	28	10	8	54	42	65	34
MAJOR LEAGUE TOTALS		.269	382	1277	165	343	49	16	13	116	89	148	73

Career Pinch Hitting (1991 Totals): .222, 9-2-0-0 (.222, 9-2-0-0)

Versus the National League

1991					Career					
AVG.	AB	H	HR	RBI	CLUB	AVG.	AB	H	HR	RBI
.383	47	18	1	3	Chicago	.383	47	18	1	3
.196	46	9	0	3	Montreal	.196	46	9	0	3
.333	48	16	0	2	New York	.333	48	16	0	2
.278	36	10	1	6	Philadelphia	.278	36	10	1	6
.342	38	13	1	8	Pittsburgh	.342	38	13	1	8
.289	45	13	1	3	St. Louis	.289	45	13	1	3
.304	260	79	4	25	Totals vs. East	.304	260	79	4	25
.174	69	12	0	1	Atlanta	.174	69	12	0	1
.203	64	13	0	4	Cincinnati	.203	64	13	0	4
—	—	—	—	—	Houston	—	—	—	—	—
.364	74	28	3	13	Los Angeles	.364	74	28	3	13
.255	55	14	1	15	San Diego	.255	55	14	1	15
.338	71	24	0	6	San Francisco	.338	71	24	0	6
.271	336	91	4	39	Totals vs. West	.271	336	91	4	39

1991 Batting Breakdown

	AVG.	AB	H	HR	RBI		AVG.	AB	H	HR	RBI
Season	.285	596	170	8	54	April	.203	64	13	0	3
Home	.273	300	82	0	20	May	.350	100	35	3	12
Road	.297	296	88	8	34	June	.270	100	27	2	8
Day	.303	132	40	3	14	July	.347	95	33	1	10
Night	.280	464	130	5	40	August	.265	113	30	1	14
vs. RHP	.301	412	124	7	38	Sept./Oct.	.258	124	32	1	7
vs. LHP	.250	184	46	1	16	Before ASG	.288	292	84	5	27
						After ASG	.283	304	86	3	27

STEVE FINLEY GAME HIGHS

Most Hits: 4 (5 times)—last, August 15, 1991 at Los Angeles
 Most RBI: 4, June 5, 1989 at New York (AL)
 Most Home Runs: 1 (13 times)—last, September 18, 1991 at Los Angeles
 Most Stolen Bases: 3, September 7, 1989 at Texas
 Longest Hitting Streak: 10, May 15-24, 1991

FINLEY'S "MULTIPLE" GAMES

	HITS	RBI	HR	SB
2 in a game	60	15	0	4
3 in a game	22	4	0	1
4 in a game	5	1	0	0

FINLEY'S CAREER FIELDING

	PO	A	E	PCT.
Outfield	765	18	14	.982



CHRIS GARDNER

#39 - Righthanded Pitcher

BIRTHDATE: March 30, 1969

1992 OPENING DAY AGE: 23

BIRTHPLACE: Long Beach, CA

HOME: Paso Robles, CA

BATS: Right **THROWS:** Right

HEIGHT: 6-0 **WEIGHT:** 175

M.L. SERVICE: 0.031

CONTRACT STATUS: Signed through 1992

HOW OBTAINED: Selected by the Astros in the sixth round of the June 1988 draft.

1991 SEASON

Pitched for Double A Jackson of the Texas League before joining the Astros on September 6.

- had a 13-5 record (22 starts) with a 3.15 ERA for the Generals...his ERA ranked second in the league, while his 13 wins were tied for second.
- ranked second on the Jackson staff in starts and innings (131.1), despite missing the first month of the season after spraining his right ankle during the final week of spring training.
- opened the year going 6-2...was 8-5 after losing to Tulsa on August 4...won his final five starts, allowing only five earned runs in 35.1 innings (1.27 ERA).
- worked six-or-more innings in 16 of his 22 starts, and allowed three earned runs-or-less in 19-of-22...fanned a season-high nine on June 14 vs. Shreveport.
- first four big league appearances were starts...lost his debut on September 10 vs. San Diego, 7-6...allowed six earned runs in five innings by yielding four singles and walking six.
- lost his second start on September 15 at Cincinnati, 10-0...had no-decision against the Reds on September 22 in a 4-1 win, despite allowing only one run in 5.2 innings.

- earned his first major league win in his fourth appearance on September 30 at San Francisco, 2-0...scattered six hits over seven innings and combined with Rob Mallicoat and Xavier Hernandez on the shutout...fanned a career-best six in that game.

MINOR LEAGUE HIGHLIGHTS

Pitched at Asheville in 1990 and went 5-10 with a 2.62 ERA in 23 starts.

- his ERA ranked seventh in the South Atlantic League, and led all Houston minor league starters.
- pitched a one-hitter vs. Greensboro on May 24.

His first full season as a pro was in 1989 at Asheville, where he went 3-8 with a 3.84 ERA in 15 starts.

Had the fifth-best ERA (1.46) in the Gulf Coast League in his rookie season in 1988.

- had a 4-3 record in 12 games for the Astros.

PERSONAL/MISCELLANEOUS

Pitched at Cuesta (CA) Junior College before signing with the Astros.

- signed by scout Paul Weaver.
- is single and makes his off-season home in Paso Robles, CA.

GARDNER'S CAREER TRANSACTIONS

- Selected by the Astros in the sixth round of the June 1988 draft.
- On disabled list, April 6-June 5, 1989 (right shoulder).
- On disabled list, April 5-30, 1990 (right shoulder).
- On disabled list, April 11-May 6, 1991 (right ankle).

CHRISTOPHER JOHN GARDNER

YEAR	CLUB	W-L	ERA	G	GS	CG	SHO	SV	IP	H	R	ER	BB	SO
1988	Gulf Coast	4-3	1.46	12	9	0	0	0	55.1	37	18	9	23	41
1989	Asheville	3-8	3.84	15	15	2	0	0	77.1	76	53	33	58	49
1990	Asheville	5-10	2.62	23	23	3	1	0	134.0	102	57	39	69	81
1991	Jackson	13-5	3.15	22	22	1	1	0	131.1	116	57	46	75	72
	Houston	1-2	4.01	5	4	0	0	0	24.2	19	12	11	14	12
MINOR LEAGUE TOTALS		25-26	2.87	72	69	6	2	0	398.0	331	185	127	225	243
MAJOR LEAGUE TOTALS		1-2	4.01	5	4	0	0	0	24.2	19	12	11	14	12

MAJOR LEAGUE HITTING RECORD	AVG.	AB	H	HR	RBI
1991	.000	5	0	0	0

Versus the National League

1991							Career					
W-L	ERA	G	IP	H	ER	CLUB	W-L	ERA	G	IP	H	ER
—	—	—	—	—	—	Chicago	—	—	—	—	—	—
—	—	—	—	—	—	Montreal	—	—	—	—	—	—
—	—	—	—	—	—	New York	—	—	—	—	—	—
—	—	—	—	—	—	Philadelphia	—	—	—	—	—	—
—	—	—	—	—	—	Pittsburgh	—	—	—	—	—	—
—	—	—	—	—	—	St. Louis	—	—	—	—	—	—
Totals vs. East							—	—	—	—	—	—
0-0	3.00	1	3.0	1	1	Atlanta	0-0	3.00	1	3.0	1	1
0-1	3.72	2	9.2	8	4	Cincinnati	0-1	3.72	2	9.2	8	4
—	—	—	—	—	—	Houston	—	—	—	—	—	—
—	—	—	—	—	—	Los Angeles	—	—	—	—	—	—
0-1	10.80	1	5.0	4	6	San Diego	0-1	10.80	1	5.0	4	6
1-0	0.00	1	7.0	6	0	San Francisco	1-0	0.00	1	7.0	6	0
1-2	4.01	5	24.2	19	11	Totals vs. West	1-2	4.01	5	24.2	19	11

1991 Pitching Breakdown

	W-L	ERA	G	IP	H	ER		W-L	ERA	G	IP	H	ER
Season	1-2	4.01	5	24.2	19	11	April	—	—	—	—	—	—
Home	0-1	5.91	2	10.2	9	7	May	—	—	—	—	—	—
Road	1-1	2.57	3	14.0	10	4	June	—	—	—	—	—	—
Day	0-1	3.55	3	12.2	9	5	July	—	—	—	—	—	—
Night	1-1	4.50	2	12.0	10	6	August	—	—	—	—	—	—
Starter	1-2	4.15	4	21.2	18	10	Sept./Oct.	1-2	4.01	5	24.2	19	11
Reliever	0-0	3.00	1	3.0	1	1	Before ASG	—	—	—	—	—	—
							After ASG	1-2	4.01	5	24.2	19	11

CHRIS GARDNER GAME HIGHS

Longest Winning Streak: 1, September 30, 1991
Longest Losing Streak: 2, September 10-15, 1991
Strikeouts: 6, September 30, 1991 at San Francisco
Walks: 6, September 10, 1991 vs. San Diego
Innings (starter): 7.0, September 30, 1991 at San Francisco
Innings (relief): 3.0, October 5, 1991 at Atlanta

GARDNER'S CAREER FIELDING

	PO	A	E	PCT.
Pitcher	3	6	1	.900

**LUIS GONZALEZ****#26 - Outfielder****BIRTHDATE:** September 3, 1967**1992 OPENING DAY AGE:** 24**BIRTHPLACE:** Tampa, FL**HOME:** Houston, TX**BATS:** Left**THROWS:** Right**HEIGHT:** 6-2**WEIGHT:** 180**M.L. SERVICE:** 1,032**CONTRACT STATUS:** Signed through 1992**HOW OBTAINED:** Selected by the Astros in the fourth round of the June 1988 draft.**1991 SEASON**

Led the club with 50 extra-base hits (28 doubles, 9 triples, 13 home runs) in his first full season in the majors.

- his .433 slugging percentage ranked second to Jeff Bagwell's .437...was also second on the club in triples, tied for second in doubles and homers, and was third in RBI (69).
- the 50 extra-base hits were a club record for rookies...the previous mark was 48 by Joe Morgan in 1965.
- was hit by pitch eight times, which ranked third in the league, but second to Bagwell's league-leading and club record 13.
- started slowly hitting .148 in 17 games in April (9x61) with no homers and three RBI.
- picked up the pace in May by hitting .287 (27x94) with six homers and 23 RBI...included were his first two major league home runs on May 1 at Chicago (Maddux)...drove in four runs in that game and 13 in the first eight games that month.
- knocked in a career-high and club-best five runs at San Francisco on July 3...the RBI were the result of a sacrifice fly, single and three-run homer.
- hit .274 in July (23x84) with three homers and his second-best RBI month with 16...had the first four-hit game of his career on July 17 at Pittsburgh.
- suffered a partial dislocation of his left shoulder attempting to make a diving catch at Philadelphia on August 28...was on the 15-day DL from August 29-September 13.
- hit safely in 12 of his last 14 games (.380; 19x50) to raise his average from .239 to .254...included in that stretch was a career-best, six-game hitting streak from September 22-28 (.429; 9x21).

MAJOR LEAGUE CAREER

Earned his first promotion to the majors on September 2, 1990, jumping from Double A Columbus.

- made his first major league plate appearance on September 4 at Los Angeles and struck out as a pinch-hitter.
- made his first start on September 8 at San Francisco...collected a double off Steve Bedrosian in that game, his first big league hit.
- had hits in his final three games that season.

MINOR LEAGUE HIGHLIGHTS

Had a "20-20" season for Columbus in 1990, tying for the Southern League lead in homers with 24 and also stealing 27 bases.

- led the Mudcats in games (138), at-bats (495), runs (86), doubles (30), home runs, RBI (89) and sacrifice flies (12).
- was third in the league in total bases (245), tied for third in doubles, was fourth in RBI and fifth in games...his RBI total led the Astros organization.
- was 1x2 with a double in the Southern League All-Star game.

Spent 1989 at Osceola, but had his season shortened to 86 games by a shoulder injury.

- still tied for the club lead in triples with seven.

Batted .312 in 39 games at Auburn in 1988 before earning a promotion to Asheville to finish the season.

PERSONAL/MISCELLANEOUS

Named second team freshman All-America in 1986 at South Alabama by *Baseball America* magazine.

- actively involved with the Houston-area Ronald McDonald House.
- is single and makes his off-season home in Houston.

GONZALEZ' CAREER TRANSACTIONS

- Selected by the Houston Astros in the fourth round of the June 1988 draft.
- On disabled list, May 26-July 5, 1989 (right shoulder).
- On disabled list, August 29-September 13, 1991 (left shoulder).

LUIS EMILIO GONZALEZ

YEAR	CLUB	AVG.	G	AB	R	H	2B	3B	HR	RBI	BB	SO	SB
1988	Asheville	.252	31	115	13	29	7	1	2	14	12	17	2
	Auburn	.312	39	157	32	49	10	3	5	27	12	19	2
1989	Osceola	.286	86	287	46	82	16	7	6	38	37	49	2
1990	Columbus	.265	138	495	86	131	30	6	+24	89	54	100	27
	Houston	.190	12	21	1	4	2	0	0	0	2	5	0
1991	Houston	.254	137	473	51	120	28	9	13	69	40	101	10
MINOR LEAGUE TOTALS		.276	294	1054	177	291	63	17	37	168	115	185	33
MAJOR LEAGUE TOTALS		.251	149	494	52	124	30	9	13	69	42	106	10

Career Pinch Hitting (1991 Totals): 200, 10-2-0-2 (.200, 5-1-0-2)

Versus the National League

1991					Career					
AVG.	AB	H	HR	RBI	CLUB	AVG.	AB	H	HR	RBI
.333	45	15	3	13	Chicago	.333	45	15	3	13
.212	33	7	0	3	Montreal	.212	33	7	0	3
.310	29	9	0	1	New York	.310	29	9	0	1
.182	22	4	0	1	Philadelphia	.182	22	4	0	1
.313	32	10	0	4	Pittsburgh	.313	32	10	0	4
.222	45	10	3	9	St. Louis	.222	45	10	3	9
.267	206	55	6	31	Totals vs. East	.267	206	55	6	31
.111	45	5	0	1	Atlanta	.115	52	6	0	1
.203	59	12	2	6	Cincinnati	.203	64	13	2	6
—	—	—	—	—	Houston	—	—	—	—	—
.255	55	14	2	4	Los Angeles	.259	58	15	2	4
.289	38	11	2	12	San Diego	.275	40	11	2	12
.329	70	23	1	15	San Francisco	.324	74	24	1	15
.243	267	65	7	38	Totals vs. West	.240	288	69	7	38

1991 Batting Breakdown

	AVG.	AB	H	HR	RBI		AVG.	AB	H	HR	RBI
Season	.254	473	120	13	69	April	.148	61	9	0	3
Home	.273	227	62	4	32	May	.287	94	27	6	23
Road	.236	246	58	9	37	June	.224	85	19	1	5
Day	.255	110	28	5	14	July	.274	84	23	3	16
Night	.253	363	92	8	55	August	.250	76	19	2	11
vs. RHP	.282	351	99	12	56	Sept/Oct.	.315	73	23	1	11
vs. LHP	.172	122	21	1	13	Before ASG	.233	262	61	8	38
						After ASG	.280	211	59	5	31

LUIS GONZALEZ GAME HIGHS

Most Hits: 4, July 17, 1991 at Pittsburgh
Most Home Runs: 2, May 1, 1991 at Chicago
Most RBI: 5, July 3, 1991 at San Francisco
Most Stolen Bases: 1 (10 times)—last, October 2, 1991 at San Francisco
Longest Hitting Streak: 6, September 22-28, 1991

GONZALEZ' "MULTIPLE" GAMES

	HITS	RBI	HR	SB
2 in a Game	25	5	1	0
3 in a Game	6	4	0	0
4 in a Game	1	2	0	0
5 in a Game	0	1	0	0

GONZALEZ' CAREER FIELDING

	PO	A	E	PCT.
Outfield	294	6	5	.984
First Base	17	0	0	1.000
Third Base	5	10	0	1.000



BRIAN GRIFFITHS

#60 - Righthanded Pitcher

BIRTHDATE: May 29, 1968

1992 OPENING DAY AGE: 23

BIRTHPLACE: Portland, OR

HOME: Milwaukie, OR

BATS: Right

THROWS: Right

HEIGHT: 6-2

WEIGHT: 190

M.L. SERVICE: 0.000

CONTRACT STATUS: Signed through 1992

HOW OBTAINED: Selected by the Astros in the ninth round of the June 1988 draft.

1991 SEASON

Opened the season on the DL due to an injury to his right shoulder.

- pitched in 18 games for Class A Osceola after being activated on May 27.
- was 0-3 with a 2.70 ERA in 13 games in May, June and July as he built up his innings.
- finished strong going 4-0 with a 1.16 ERA in five August starts, working at least six innings in each game...allowed 18 hits and eight walks in 31.0 innings...surrendered only four earned runs and fanned 13 batters.
- allowed one hit in six frames against Winter Haven on the 11th in his only August no-decision.
- limited opponents to two earned runs-or-less in 17 of his 18 outings, with the only blemish coming on July 10 against Baseball City when he allowed four.

MINOR LEAGUE HIGHLIGHTS

Pitched at Class A Osceola in 1990 where he was 5-10 with a 4.81 ERA in 28 games.

Spent 1989 at Asheville in the South Atlantic League.

- had a 6-9 mark with a 6.14 ERA in 22 starts...his nine losses topped the Asheville staff.
- fanned 95 in 110.0 innings.

Had a 2-6 record and a 2.95 ERA in 14 games for the Gulf Coast Astros in 1988, his first pro season.

PERSONAL/MISCELLANEOUS

Pitched at Mt. Hood (OR) Community College before being drafted by the Astros.

- recommended by Astros scout Dan Huston.
- is single and makes his off-season home in Milwaukie, OR.

GRIFFITHS' CAREER TRANSACTIONS

- Selected by the Astros in the ninth round of the June 1988 draft.
- On disabled list, April 11-May 27, 1991 (right shoulder).

BRIAN DAVID GRIFFITHS

YEAR	CLUB	W-L	ERA	G	GS	CG	SHO	SV	IP	H	R	ER	BB	SO
1988	Gulf Coast	2-6	2.95	14	7	0	0	0	55.0	46	26	18	16	43
1989	Asheville	6-9	6.14	22	22	0	0	0	110.0	125	85	75	76	95
1990	Osceola	5-10	4.81	28	23	0	0	0	129.0	129	88	69	75	79
1991	Osceola	4-3	1.92	18	8	0	0	0	61.0	43	18	13	17	44
MINOR LEAGUE TOTALS		17-28	4.44	82	60	0	0	0	355.0	343	217	175	184	261



JUAN GUERRERO

#43 - Infielder

BIRTHDATE: February 1, 1967

1992 OPENING DAY AGE: 25

BIRTHPLACE: Los Llanos, Dominican Republic

HOME: Bajos de Haina, Dominican Republic

BATS: Right **THROWS:** Right

HEIGHT: 5-11 **WEIGHT:** 160

M.L. SERVICE: 0.000

CONTRACT STATUS: Signed through 1992

HOW OBTAINED: Selected by the Astros in the first round of the December 1991 Rule 5 draft.

1991 SEASON

Had the best year of his career, finishing third in the Texas League in batting (.334) while leading the league in doubles (40).

- established career-bests in every offensive category and was named a Texas League All-Star.
- hit .273 in April, his lowest monthly total...hit over .300 in three months, including .394 in May (39x99), .323 in July (32x99) and .378 in August (42x111).
- had at least one hit in 107-of-128 regular season games...collected a season-high four hits on July 14 at El Paso...had 41 multi-hit games.
- had three, two home run games, including May 14 vs. San Antonio, May 30 at Wichita and July 16 at Midland...May was his top homer and RBI month with eight and 27, respectively.
- knocked in a season-high four runs in two games, May 3 at Tulsa and June 13 at Jackson.
- batted .365 on the road (93x255) with 13 homers and 57 RBI in 66 games.
- played 80 games at third base, 59 in the outfield and five at second base.
- belted a two-run homer to erase a 1-0 deficit in the deciding game of the Texas League championship series against El Paso (Game Six at Shreveport) and pace the Captains to a 5-1 win.

MINOR LEAGUE HIGHLIGHTS

Reached the Double A level in **1990** and hit .241 in 118 games for Shreveport.

- his 16 homers ranked second on the club for the Texas League champs, while his 21 doubles tied for third.

Led San Jose with 13 homers and 78 RBI in **1989**, and finished second on the club in batting with a .281 average.

- ranked 10th in the California League in batting.

Had 106 hits in 111 games for Clinton in **1988**, while batting .275.

Played in 34 games at Pocatello in **1987**, his first season as a pro.

PERSONAL/MISCELLANEOUS

Signed by San Francisco as a non-drafted free agent on September 13, 1986.

- recommended by scout Nino Escalera.
- graduated from Haina High School in the Dominican Republic in 1984.
- he and wife Veronica make their off-season home in Bajos de Haina, Dominican Republic.

GUERRERO'S CAREER TRANSACTIONS

- Signed by San Francisco as a non-drafted free agent on September 13, 1986.
- Selected by Houston in the first round of the December 1991 Rule 5 draft.

JUAN ANTONIO GUERRERO

YEAR	CLUB	AVG.	G	AB	R	H	2B	3B	HR	RBI	BB	SO	SB
1987	Pocatello	.210	34	81	13	17	5	1	1	7	17	28	1
1988	Clinton	.275	111	385	57	106	17	3	13	54	13	95	7
1989	San Jose	.281	108	409	61	115	24	2	13	78	36	68	7
1990	Shreveport	.241	118	390	55	94	21	1	16	47	26	74	4
1991	Shreveport	.334	128	479	78	160	40	2	19	94	46	86	14
MINOR LEAGUE TOTALS		.282	499	1744	264	492	107	9	62	280	138	351	33



PETE HARNISCH

#27 - Righthanded Pitcher

BIRTHDATE: September 23, 1966

1992 OPENING DAY AGE: 25

BIRTHPLACE: Commack, NY

HOME: Belmar, NJ

BATS: Right

THROWS: Right

HEIGHT: 6-0

WEIGHT: 207

M.L. SERVICE: 2.135

CONTRACT STATUS: Signed through 1992

HOW OBTAINED: Acquired from Baltimore along with Steve Finley and Curt Schilling on January 10, 1991 in exchange for Glenn Davis.

1991 SEASON

An All-Star in his first year in the NL...led the league in opponents batting average against (.212), tied for fourth in strikeouts (172), was fifth in ERA (2.70) and tied for sixth in shutouts (2).

- led the Astros in eight pitching categories, including wins (12), ERA, starts (33), complete games (4), shutouts, innings (216.2), strikeouts and opponents batting average against...those totals also represented career-bests for him in each category.
- his 7.1 strikeouts per nine innings tied for third in the league with New York's Dwight Gooden...his 83 walks were the fourth-highest total in the NL.
- won his NL debut on April 11 at Cincinnati, 4-1...pitched five hitless innings, but equaled his career-high with eight walks, which included four in the fourth inning to force in Cincinnati's only run.
- pitched in six, 1-0 games, winning two, losing two and having two no-decisions...he went the distance in all four games he figured in the decision.
- his 1-0 wins came on June 9 vs. New York and June 25 vs. Atlanta...the losses were on May 3 at Pittsburgh and July 5 against Cincinnati...threw seven shutout innings at San Francisco on April 21 before the Astros lost in the ninth...fired eight scoreless frames against San Diego on May 24 before Houston won 1-0 in nine.
- pitched a career-best, two-hitter in the May 3 loss at Pittsburgh.
- allowed two-or-less runs in 21 of his 33 starts, and pitched six-or-more innings in 27 of his 33 outings.
- the Astros scored 64 runs in the 12 games he won (5.3 per game), 12 in the nine games he lost (1.3 per game) and 38 in his 12 no-decisions (3.2 per game).

- went to the All-Star Game in Toronto with a 5-7 record and a 2.22 ERA, allowing only 29 earned runs in 117.2 innings...worked a scoreless inning in the NL's 4-2 loss.
- despite a 3.27 ERA after the All-Star break, he had a 7-2 record, including a 6-1 mark in his final 10 starts.
- was 8-4 (18 starts) vs. West Division teams.
- fanned a career-high 12 on August 5 vs. San Diego and September 6 vs. Philadelphia...his final three strikeouts against the Phillies came on nine pitches in the seventh inning, tying the major league record (23rd time)...also reached double figures in strikeouts on June 9 vs. the Mets (11).

MAJOR LEAGUE CAREER

In **1990**, he became the youngest Orioles pitcher (23, turned 24 in September) to win 10-or-more games (11) since Storm Davis won 13 in 1983 at age 21.

- led Baltimore in starts (31), innings (188.2) and strikeouts (122), and tied for the club lead in complete games (3).
- enjoyed the third-best run support in the AL at 5.8 per nine innings...allowed 13.2 baserunners per nine innings, the fifth-highest total in the league...his 86 walks tied for the 10th-highest total in the AL.
- was 9-5 with a 4.13 ERA after his first 20 starts (through July 22)...went 2-6 in his final 11, which included a career-low, four-game losing streak from August 4-25...the Orioles scored only eight runs in his five starts covering that span.
- had his first 10-strikeout game on June 9 vs. the Yankees.

On Baltimore's Opening Day roster in **1989** before his contract was sent to Rochester on April 28.

- returned to the Orioles on July 5 and stayed in the starting rotation through mid-September.
- earned his first major league win on July 17 vs. Seattle, 8-4.
- was 4-4 with a 3.57 ERA in his final 10 starts...went the distance in a three-hitter against Boston on August 11, a 4-1 win...eliminated Milwaukee from the pennant race on September 25, working 6.1 innings in a 5-3 win.
- missed his last scheduled start on September 30 at Toronto after stepping on a nail while walking from the Skydome to the team hotel the night before.
- held opposing batters to a .249 average, the lowest among Baltimore starters.

Reached the majors in only his second season as a pro, making his debut on September 13, **1988** at Boston.

- lost to the Red Sox, 6-4, in his first start, despite allowing only four hits over six innings.

MINOR LEAGUE HIGHLIGHTS

Was with Rochester from April 28-July 5, **1989**, and went 5-5 with a 2.58 ERA in 12 starts in his final stay in the minors.

Was a combined 11-7 with a 2.45 ERA with Double A Charlotte and Triple A Rochester in **1988**, striking out 184 in 190.1 innings.

- named the top prospect in the Southern League by *Baseball America* magazine while pitching for Charlotte...finished third in the league in strikeouts (141) and seventh in ERA (2.58).
- fanned 17 batters in a 2-0 win over Toledo on August 14 after being promoted to Rochester.
- threw back-to-back shutouts for the Red Wings in post-season play...was 5-0 with a 1.26 ERA in his last seven starts.

Named the third-best prospect in the Appalachian League in **1987** after going 3-1 with a 2.56 ERA with Bluefield

- struck out 64 in 53.0 innings.
- promoted to Hagerstown where he was 1-2 in four late-season starts.

PERSONAL/MISCELLANEOUS

A two-time ECAC Player of the Year while pitching for Fordham University.

- was a third team All-American in **1987** after going 8-1 with a 2.64 ERA...helped lead the Rams to a 33-13 record and NCAA Regional berth.
- studied marketing at Fordham.
- selected by the Orioles as a compensation pick between the first and second rounds of the June 1987 draft (28th pick overall).
- has four brothers and two sisters...enjoys street hockey and martial arts as hobbies.
- donated \$100 for every win and \$10 for every strikeout in 1991 to the Leukemia Society of America...also formed a group called "Pete's People" to recruit companies and fans to also make contributions based on his wins.
- is single and resides in Belmar, NJ in the off-season.

HARNISCH'S CAREER TRANSACTIONS

- Selected by Baltimore as a compensation pick between the first and second rounds of the June 1987 draft.
- Acquired by Houston along with Steve Finley and Curt Schilling on January 10, 1991, in exchange for Glenn Davis.

PETER THOMAS HARNISCH

YEAR	CLUB	W-L	ERA	G	GS	CG	SHO	SV	IP	H	R	ER	BB	SO
1987	Bluefield	3-1	2.56	9	9	0	0	0	53.0	38	19	15	26	64
	Hagerstown	1-2	2.25	4	4	0	0	0	20.0	17	7	5	14	18
1988	Charlotte	7-6	2.58	20	20	4	2	0	132.1	113	55	38	52	141
	Rochester	4-1	2.16	7	7	3	2	0	58.1	44	16	14	14	43
1989	Baltimore	0-2	5.54	2	2	0	0	0	13.0	13	8	8	9	10
	Baltimore	5-9	4.62	18	17	2	0	0	103.1	97	55	53	64	70
	Rochester	5-5	2.58	12	12	3	1	0	87.1	60	27	25	35	59
1990	Baltimore	11-11	4.34	31	31	3	0	0	188.2	189	96	91	86	122
1991	Houston	12-9	2.70	33	33	4	2	0	216.2	169	71	65	83	172
MINOR LEAGUE TOTALS		20-15	2.49	52	52	10	5	0	351.0	272	124	97	141	325
AL TOTALS		16-22	4.49	51	50	5	0	0	305.0	299	159	152	159	202
NL TOTALS		12-9	2.70	33	33	4	2	0	216.2	169	71	65	83	172
MAJOR LEAGUE TOTALS		28-31	3.74	84	83	9	2	0	521.2	468	230	217	242	374

MAJOR LEAGUE HITTING RECORD

1991	AVG.	AB	H	HR	RBI
	.097	62	6	0	4

ALL-STAR RECORD

YEAR	LEAGUE/SITE	G	GS	CG	SHO	SV	IP	H	R	ER	BB	SO
1991	National/Toronto	1	0	0	0	0	1.0	2	0	0	0	1

Versus the National League

1991							Career						
W-L	ERA	G	IP	H	ER	CLUB	W-L	ERA	G	IP	H	ER	
2-0	2.57	3	21.0	18	6	Chicago	2-0	2.57	3	21.0	18	6	
0-2	2.70	3	20.0	13	6	Montreal	0-2	2.70	3	20.0	13	6	
1-0	1.64	3	22.0	14	4	New York	1-0	1.64	3	22.0	14	4	
1-0	1.29	1	7.0	4	1	Philadelphia	1-0	1.29	1	7.0	4	1	
0-2	3.46	2	13.0	9	5	Pittsburgh	0-2	3.46	2	13.0	9	5	
0-1	7.27	3	17.1	25	14	St. Louis	0-1	7.27	3	17.1	25	14	
4-5	3.23	15	100.1	83	36	Totals vs. East	4-5	3.23	15	100.1	83	36	
2-1	2.50	6	39.2	34	11	Atlanta	2-1	2.50	6	39.2	34	11	
1-2	3.20	3	19.2	14	7	Cincinnati	1-2	3.20	3	19.2	14	7	
						Houston							
2-1	3.94	3	16.0	17	7	Los Angeles	2-1	3.94	3	16.0	17	7	
1-0	0.00	3	21.0	9	0	San Diego	1-0	0.00	3	21.0	9	0	
2-0	1.80	3	20.0	12	4	San Francisco	2-0	1.80	3	20.0	12	4	
8-4	2.24	18	116.1	86	29	Totals vs. West	8-4	2.24	18	116.1	86	29	

1991 Pitching Breakdown

	W-L	ERA	G	IP	H	ER		W-L	ERA	G	IP	H	ER
Season	12-9	2.70	33	216.2	169	65	April	1-0	1.05	4	25.2	14	3
Home	7-4	2.41	17	119.1	87	32	May	2-3	3.43	6	39.1	31	15
Road	5-5	3.05	16	97.1	82	33	June	2-3	2.06	6	43.2	31	10
Day	2-2	4.40	7	43.0	44	21	July	1-1	3.00	5	36.0	33	12
Night	10-7	2.28	26	173.2	125	44	August	2-1	2.70	6	40.0	31	12
Starter	12-9	2.70	33	216.2	169	65	Sept./Oct.	4-1	3.27	6	32.0	29	13
Reliever	—	—	—	—	—	—	Before ASG	5-7	2.22	17	117.2	81	29
							After ASG	7-2	3.27	16	99.0	88	36

PETE HARNISCH GAME HIGHS

- Longest Winning Streak: 3 (3 times)—last, September 17–October 6, 1991
- Longest Losing Streak: 4 (twice)—last, August 4–25, 1990
- Strikeouts: 12 (twice)—last, September 6, 1991 vs. Philadelphia
- Walks: 8 (twice)—last, April 11, 1991 at Cincinnati
- Innings (starter): 9 (6 times)—last, July 5, 1991 vs. Cincinnati
- Innings (relief): 0.1, July 13, 1989 vs. California
- Low-Hit Game (CG): 2, May 3, 1991 at Pittsburgh

HARNISCH'S CAREER FIELDING

	PO	A	E	PCT.
Pitcher	26	41	2	.971



BUTCH HENRY

#50 - Lefthanded Pitcher

BIRTHDATE: October 7, 1968

1992 OPENING DAY AGE: 23

BIRTHPLACE: El Paso, TX

HOME: El Paso, TX

BATS: Left **THROWS:** Left

HEIGHT: 6-1 **WEIGHT:** 195

M.L. SERVICE: 0.000

CONTRACT STATUS: Signed through 1992

HOW OBTAINED: Acquired from Cincinnati along with Keith Kaiser and Terry McGriff on August 31, 1990, in exchange for Bill Doran.

1991 SEASON

Led the Tucson staff in starts (27), tied for the lead in complete games (2), and ranked second in wins (10) and innings (153.2) in his first season at Triple A.

- opened the year going 3-0 with an 0.84 ERA in three April starts...allowed only two earned runs in 21.1 innings.
- won at Albuquerque on April 14, vs. Portland on the 19th and vs. Las Vegas on the 24th...tossed 7.1 shutout innings in the win over Portland.
- went 1-3 with a 9.24 ERA in six May starts before bouncing back for his best month of the season in June...was 4-0 with a 3.26 ERA in six June starts.
- beat Albuquerque on June 2, Phoenix on the 7th, went the distance against Colorado Springs on the 12th, and stopped Edmonton on the 17th...the win over Edmonton clinched the first half title in the PCL's Southern Division.
- went 2-8 with a 5.27 ERA in his final 12 regular season starts.
- started the fourth game of the divisional playoffs against Colorado Springs...allowed one run over 4.2 innings, but had no-decision as Tucson won 5-3 to advance to the championship series.
- started and won Game Four of the finals against Calgary to force a deciding game...allowed one run in seven innings, scattering four hits and walking only one.

MINOR LEAGUE HIGHLIGHTS

Returned to Chattanooga for his second season in 1990 and went 8-8 with a 4.21 ERA in 24 games.

- made one start in April and allowed five earned runs in four innings.
- best month was May when he went 2-1 with a 2.84 ERA in five starts.
- top strikeout performances were against Houston's Double A club at Columbus...fanned eight in nine innings on July 25 and nine in seven innings on August 24.

Made only seven starts for Double A Chattanooga in 1989 due to an elbow injury.

- appeared in six games before being sidelined from April 28-July 24...made one more start, then was sidelined from July 30 through the end of the season.

Named to the TOPPS Class A All-Star team in 1988.

- was 16-2 with a 2.26 ERA in 27 starts for Cedar Rapids...walked only 56 hitters and struck out 163 in 187.0 innings.

Was 4-0 with a 4.63 ERA in nine games for Billings in 1987, his first pro season.

- struck out 38 batters in 35 innings while walking 12.

PERSONAL/MISCELLANEOUS

A two-time All-State performer at Eastwood (TX) High in El Paso.

- was 10-1 with a 0.79 ERA as a senior.
- selected by Cincinnati in the 15th round of the June 1987 draft.
- he, wife Mary and daughter Alisha Loren (1/29/91) make their off-season home in El Paso.

HENRY'S CAREER TRANSACTIONS

- Selected by Cincinnati in the 15th round of the June 1987 draft.
- On disabled list, April 28-July 24, 1989 (left elbow).
- On disabled list, July 30-September 5, 1989 (left elbow).
- Acquired by Houston along with Keith Kaiser and Terry McGriff on August 31, 1990, in exchange for Bill Doran.

FLOYD BLUFORD HENRY

YEAR	CLUB	W-L	ERA	G	GS	CG	SHO	SV	IP	H	R	ER	BB	SO
1987	Billings	4-0	4.63	9	5	0	0	1	35.0	37	21	18	12	38
1988	Cedar Rapids	16-2	2.26	27	27	1	1	0	187.0	144	50	47	56	163
1989	Chattanooga	1-3	3.42	7	7	0	0	0	26.1	22	12	10	12	19
1990	Chattanooga	8-8	4.21	24	22	2	0	0	143.1	151	74	67	58	95
1991	Tucson	10-11	4.80	27	27	2	0	0	153.2	192	92	82	42	97
MINOR LEAGUE TOTALS		39-24	3.70	94	88	5	1	1	545.1	546	249	224	180	412



XAVIER HERNANDEZ

#31 - Righthanded Pitcher

BIRTHDATE: August 16, 1965

1992 OPENING DAY AGE: 26

BIRTHPLACE: Port Arthur, TX

HOME: Missouri City, TX

BATS: Left **THROWS:** Right

HEIGHT: 6-2 **WEIGHT:** 185

M.L. SERVICE: 2.015

CONTRACT STATUS: Signed through 1992

HOW OBTAINED: Selected in the first round of the December 1989 Rule 5 draft.

1991 SEASON

Filled a variety of roles, opening the year as a spot starter and long reliever, then having an opportunity to close games late in the season.

- appeared in six April games, five in relief...lost out of the bullpen on April 16 at Atlanta, 10-4.
- made his first start on April 22 against Cincinnati, a no-decision in a 2-1 win...lost his second start on May 7 vs. Chicago, 4-3.
- following a relief appearance on May 14 vs. Pittsburgh, he moved into the starting rotation on May 18...he lost four straight starts as his record slid to 0-6 after falling to the Padres on June 2, 3-1.
- placed on the 15-day DL on June 7, retroactive to June 3, with right shoulder tendinitis...following a rehab stint at Tucson, he was reinstated on June 26.
- appeared in one game, July 4 at San Francisco, and allowed three earned runs in one inning...his contract was optioned back to Tucson on July 10.
- his contract was recalled on August 23...he worked exclusively in relief the rest of the season...allowed only two earned runs in his first 13 appearances following his return (16.1 innings; 1.10 ERA), going 2-0 with two saves.
- won at Cincinnati on September 14 and vs. the Reds on September 22, which equaled the longest winning streak of his career...earned his first major league save on September 17 at San Diego and notched his second in his next appearance on the 20th vs. the Reds.
- after losing to the Braves in Houston on September 28, he did not allow a run in four games on the season-ending, six-game road trip...earned his third save on September 30 at San Francisco...worked three innings and struck out five on the final day of the season at Atlanta in an 8-3 win.
- fanned a career-high seven on two occasions...the first came on May 23 vs. Los Angeles, the second on June 2 at San Diego...in the game against the Padres, he also established his career-high for walks with six.

MAJOR LEAGUE CAREER

Spent his first full season in the majors in 1990 with the Astros, working primarily in long relief.

- did not allow a run in his first five appearances (5.1 innings) before being touched for eight in 1.2 innings at Philadelphia on May 2...including that appearance, he allowed 14 runs in a four-game stretch from May 2-16.

- tied a club record for hit batters in a game with three on June 17 at Cincinnati (Braggs, Larkin, Benzinger)...was ejected along with manager Art Howe by home plate umpire Gerry Davis after hitting the third batter.
- longest relief outing was four innings vs. Philadelphia on July 14.
- did not allow a run in his final 10 relief appearances (15.0 innings)...won his first two NL decisions in that span, September 15 vs. San Francisco and September 20 vs. Cincinnati.
- suffered his first major league loss in his first career start on October 2 at Cincinnati...allowed five hits and walked five in five innings of a 3-2 verdict.
- collected his first major league hit in his second career at-bat on July 14 vs. the Phillies, a seventh inning single off Pat Combs...also scored his first run in that game after entering as a pinch-runner, then staying in the game to pitch.

Appeared in seven games in relief for the Blue Jays in **1989** after his contract was recalled from Syracuse on June 2.

- made his big league debut on June 4 at Boston working 6.2 innings out of the bullpen, but earning no decision, in a 13-11 Toronto win.
- scattered three hits over 2.1 innings at Oakland on June 22 to earn his first major league win, 4-2.
- contract was sent outright to Syracuse on July 19, where he finished the season.

MINOR LEAGUE HIGHLIGHTS

Had a 2-1 record with a 2.75 ERA and four saves in 16 games at Tucson in **1991**.

- also started three games for the Pacific Coast League champs.

Started the **1989** season at Double A Knoxville.

- had a 1-1 mark with a 4.13 ERA in four starts before being moved to Triple A Syracuse.
- was 5-6 with a 3.53 ERA for the Triple A club...his 15 starts included a pair of complete games and one shutout.

Had his best minor league season in **1988** at Myrtle Beach.

- was 13-6 with a 2.55 ERA in 23 games for the South Atlantic League club...was 4-1 with a 1.38 ERA in six April games and 5-2 with a 2.18 ERA in seven June starts.
- promoted to Double A Knoxville on July 17...was 2-4 in 11 starts, but had a 2.90 ERA and walked only 15 batters in 68.1 innings.

Returned to St. Catharines in **1987** and went 3-3 with a 5.07 ERA in 13 games.

- shoulder problems landed him on the DL from June 17-27.

Played his first season as a pro at St. Catharines of the New York-Penn League in **1986**.

- was 5-5 with a 2.67 ERA in 13 games for the league champs.

PERSONAL/MISCELLANEOUS

A **1983** graduate of Thomas Jefferson (TX) High in Port Arthur.

- earned Texas High School Player of the Year honors and was part of a Class 5A state championship team as a senior.
- attended the University of Southwestern Louisiana...beat a number one-ranked University of Texas team while pitching for the Ragin' Cajuns.
- he, wife Deborah and daughter Danielle (4/3/90) make their off-season home in Missouri City, TX.

HERNANDEZ' CAREER TRANSACTIONS

- Selected by Toronto in the fourth round of the June 1986 draft.
- On disabled list, June 17-27, 1987 (right shoulder).
- Selected by Houston in the first round of the December 1989 Rule 5 draft.
- On disabled list, June 3-26, 1991 (right shoulder tendinitis).

Houston has had only four home games postponed because of rain since its entrance into the National League in 1962. The first three were "rained out" and all occurred in the first season (April 23 vs. Philadelphia, June 13 vs. New York, and July 16 vs. Chicago.) The fourth game was a "rain in" and occurred on June 15 of 1976 when as much as 10 inches of rain fell in the Houston area virtually flooding the entire city.

Only members of the Houston Astros and the visiting Pittsburgh Pirates were able to make their way to the Astrodome. Umpires, fans and stadium personnel were unable to reach the ballpark.

FRANCIS XAVIER HERNANDEZ

YEAR	CLUB	W-L	ERA	G	GS	CG	SHO	SV	IP	H	R	ER	BB	SO
1986	St. Catharines	5-5	2.67	13	10	1	1	0	70.2	55	27	21	16	69
1987	St. Catharines	3-3	5.07	13	11	0	0	0	55.0	57	39	31	16	49
1988	Myrtle Beach	13-6	2.55	23	22	2	2	0	148.0	116	52	42	28	111
	Knoxville	2-4	2.90	11	11	2	0	0	68.1	73	32	22	15	33
1989	Knoxville	1-1	4.13	4	4	1	0	0	24.0	25	11	11	11	17
	Syracuse	5-6	3.53	15	15	2	1	0	99.0	95	42	39	22	47
	Toronto	1-0	4.76	7	0	0	0	0	22.2	25	15	12	8	7
1990	Houston	2-1	4.62	34	1	0	0	0	62.1	60	34	32	24	24
1991	Tucson	2-1	2.75	16	3	0	0	4	36.0	35	16	11	9	34
	Houston	2-7	4.71	32	6	0	0	3	63.0	66	34	33	32	55
MINOR LEAGUE TOTALS		31-26	3.18	95	76	8	4	4	501.0	456	219	177	117	360
AL TOTALS		1-0	4.76	7	0	0	0	0	22.2	25	15	12	8	7
NL TOTALS		4-8	4.67	66	7	0	0	3	125.1	126	68	65	56	79
MAJOR LEAGUE TOTALS		5-8	4.68	73	7	0	0	3	148.0	151	83	77	64	86

MAJOR LEAGUE HITTING RECORD

	AVG.	AB	H	HR	RBI
1991	.000	10	0	0	0
Career	.077	13	1	0	0

Versus the National League

1991							Career					
W-L	ERA	G	IP	H	ER	CLUB	W-L	ERA	G	IP	H	ER
0-1	3.38	2	8.0	7	3	Chicago	0-1	3.21	5	14.0	11	5
0-0	6.75	1	2.2	4	2	Montreal	0-0	9.64	2	4.2	6	5
0-0	0.00	1	1.2	2	0	New York	0-0	7.94	3	5.2	8	5
0-0	0.00	2	1.2	0	0	Philadelphia	0-0	8.71	5	10.1	14	10
0-0	27.00	1	0.1	2	1	Pittsburgh	0-0	2.45	3	3.2	4	1
0-1	14.73	1	3.2	9	6	St. Louis	0-1	9.39	3	7.2	13	8
0-2	6.00	8	18.0	24	12	Totals vs. East	0-2	6.65	21	46.0	56	34
0-2	8.44	5	5.1	8	5	Atlanta	0-2	5.87	8	7.2	9	5
2-0	0.77	6	11.2	8	1	Cincinnati Houston	3-1	2.45	11	22.0	16	6
0-2	6.75	3	10.2	13	8	Los Angeles	0-2	4.41	8	16.1	18	8
0-1	2.61	5	10.1	7	3	San Diego	0-1	4.00	10	18.0	16	8
0-0	5.14	5	7.0	6	4	San Francisco	1-0	2.35	8	15.1	11	4
2-5	4.20	24	45.0	42	21	Totals vs. West	4-6	3.52	45	79.1	70	31

1991 Pitching Breakdown

	W-L	ERA	G	IP	H	ER		W-L	ERA	G	IP	H	ER
Season	2-7	4.71	32	63.0	66	33	April	0-1	3.55	6	12.2	11	5
Home	1-3	3.18	14	28.1	21	10	May	0-4	8.38	5	19.1	28	18
Road	1-4	5.97	18	34.2	45	23	June	0-1	4.50	1	6.0	4	3
Day	1-2	3.09	5	11.2	9	4	July	0-0	27.00	1	1.0	3	3
Night	1-5	5.08	27	51.1	57	29	August	0-0	5.41	2	3.1	4	2
Starter	0-5	6.10	6	31.0	32	21	Sept/Oct.	2-1	0.87	17	20.2	16	2
Reliever	2-2	3.38	26	32.0	34	12	Before ASG	0-6	6.69	13	39.0	46	29
							After ASG	2-1	1.50	19	24.0	20	4

XAVIER HERNANDEZ GAME HIGHS

Longest Winning Streak: 2 (twice)—last, September 14-22, 1991

Longest Losing Streak: 6, April 16-June 2, 1991

Strikeouts: 7 (twice)—last, June 2, 1991 at San Diego

Walks: 6, June 2, 1991 at San Diego

Innings (starter): 7.0, May 23, 1991 vs. Los Angeles

Innings (relief): 6.2, June 4, 1989 at Boston

HERNANDEZ' CAREER FIELDING

	PO	A	E	PCT.
Pitcher	10	16	1	.963

The first baseball game played in the Astrodome was Friday, April 9, 1965, an exhibition game, between the Astros and New York Yankees. Houston won the game, 2-1 in 12 innings with Hal Woodeshick getting credit for the pitching win and Pete Mikkelsen the loss. A paid crowd of 47,876 watched the game and saw Mickey Mantle hit the first Astrodome home run in the sixth inning with the bases empty.



JIMMY JONES

#37 - Righthanded Pitcher

BIRTHDATE: April 20, 1964

1992 OPENING DAY AGE: 27

BIRTHPLACE: Dallas, TX

HOME: Highland Village, TX

BATS: Right **THROW:** Right

HEIGHT: 6-2 **WEIGHT:** 190

M.L. SERVICE: 4.019

CONTRACT STATUS: Signed through 1992

HOW OBTAINED: Invited to spring training as a non-roster player on January 3, 1991.

1991 SEASON

Returned to the NL and notched his most wins (6) since 1988 with the Padres.

- opened the season going 4-1 with a 2.48 ERA in his first nine starts.
- won his first start as an Astro, beating the Giants 7-2 on April 14 at the Astrodome...lost at San Francisco in his second start on April 19, 5-2...won his next three decisions (6 starts), which equaled the longest winning streak of his career.
- allowed more than three earned runs only once in his first nine starts (4 on April 19 at San Francisco).
- lost his 10th start on May 30 at San Diego, 4-0, then went 0-3 with a 6.75 ERA in five June outings...the four-game losing streak was the longest of his career.
- evened his record at 5-5 with a 3-0, three-hit shutout against the Reds on July 6 at the Astrodome, his final first half start...it was his first big league complete game since August 11, 1988 at Atlanta, and first major league shutout since August 10, 1987 against the Braves at San Diego.
- went 1-3 with a 6.81 ERA in 10 games after the All-Star break...the win came in relief at Pittsburgh on July 17...worked 3.1 innings after Mark Portugal left the game in the first inning with a strained right groin.
- placed on the 15-day DL with bone chips in his right elbow on August 23, retroactive to the 21st...underwent surgery to remove the chips on September 13, and was moved to the 60-day emergency DL.
- struck out his season-high of six, seven times.
- was 4-3 with a 3.08 ERA in 16 games at the Astrodome, 2-5 with a 7.62 ERA in 10 games on the road...opponents hit only .227 against him at home. .363 on the road.

MAJOR LEAGUE CAREER

Opened **1990** at Columbus before earning a promotion to New York on June 9.

- started at Baltimore on June 10 and won by scattering three hits over five innings...it was his only victory for the Yankees that season.
- his losses came in consecutive starts on June 27 vs. Milwaukee and July 2 at Kansas City.

Started the **1989** season at Triple A Columbus before being recalled to the Yankees on May 30.

- made his AL debut the same day, losing a start against Seattle.
- won his first decision with New York in his next start on June 4, 12-9 at Milwaukee.

Spent the entire **1988** season in San Diego's starting rotation.

- equaled his career-high with nine wins, set the previous season, but lost 14 decisions.
- tossed a career-best three complete games...the final one came on August 11 at Atlanta, a 2-1 loss.
- hit his second career home run on August 22 at San Diego off Mike Maddux.

Opened **1987** at Triple A Las Vegas, but was recalled to San Diego after making only four starts.

- threw eight innings of two-hit relief on June 29 to earn a spot in the starting rotation.
- was 7-4 with a 3.73 ERA in the second half of the season...tossed a two-hit shutout against the Braves on August 10.
- hit his first career homer on July 30 at Cincinnati, a game-winning, two-run shot off Guy Hoffman.

Tied a major league record for fewest hits allowed in his first major league game (9 innings, since 1900) when he one-hit the Astros on September 21, **1986** at the Astrodome.

- the only hit he allowed in his debut as a Padre was a two-out, third inning triple to his mound opponent Bob Knepper...he faced only 28 batters, retiring the final 19 in order, struck out five and walked none as San Diego won 5-0.
- struck out a career-high nine in beating the Dodgers on October 1.

MINOR LEAGUE HIGHLIGHTS

Started the **1990** season at Columbus by winning his first four decisions.

- was 5-2 with a 2.34 ERA in 11 starts when he was recalled to New York on June 9.
- top outing for the Clippers was a three-hit shutout vs. Syracuse on May 2, which included 11 strikeouts.

Had an 8-6 record with a 3.77 ERA in 20 starts for Triple A Columbus to open **1989** before earning a promotion to the Yankees on May 30.

Just missed making the Opening Day roster out of spring training in **1987**.

- was 2-0 in four starts at Las Vegas before being recalled to the majors for the rest of the season on April 29.

Pitched a five-hit shutout against Portland to open the **1986** season at Las Vegas.

- struggled after that victory and had a 3-7 record entering July.
- won six of his next nine decisions before earning his first promotion to the majors in September.

Won seven games for the third straight season while pitching for Beaumont in **1985**, but also fell to injury for the third consecutive year.

- forced out of action on July 16 due to a left knee injury.
- prior to hurting his knee, had his best month in May when he went 4-1 with a 3.38 ERA.

Opened **1984** at Beaumont by winning seven of his first nine decisions.

- for the second straight year, he suffered a disabling injury on July 3...tore ligaments in his right ankle while running in the outfield prior to a game at El Paso.

Was 7-5 with a 2.70 ERA in 17 starts for Reno in **1983** before he was sidelined by tendinitis in his right arm from July 3 through the end of the season.

- prior to the injury, he had posted six complete games and one shutout.

First pro season was **1982** at Walla Walla in the Northwest League where he fanned 78 hitters in 77.0 innings.

PERSONAL/MISCELLANEOUS

Was 14-3 his senior year at Dallas' Thomas Jefferson High.

- was the third player selected in the June **1982** draft behind Shawon Dunston (Cubs) and Augie Schmidt (Blue Jays).
- he and wife Judy make their off-season home in Highland Village, TX.

JONES' CAREER TRANSACTIONS

- Selected by San Diego in the first round of the June 1982 draft.
- On disabled list, July 3-end of season, 1983 (right arm).
- On disabled list, July 3-end of season, 1984 (right ankle).
- On disabled list, July 16-end of season, 1985 (left knee).
- Acquired by New York (AL) along with Lance McCullers and Stan Jefferson for Jack Clark and Pat Clements on October 24, 1988.
- Became a free agent on October 6, 1990.
- Invited to spring training as a non-roster player by the Astros on January 3, 1991.
- On disabled list, August 21-October 30, 1991 (right elbow).

Joe Morgan became the first product of the Houston organization to be elected to the Baseball Hall of Fame when he was tabbed in 1990. Morgan was signed by Houston as a free agent on November 1, 1962. He played for Houston from 1963-71 and again in 1980.

Two other members of the Baseball Hall of Fame in Cooperstown, New York spent a portion of their careers in Houston while a third spent time with the club as a coach. Eddie Mathews, who was selected to the Hall in 1978, appeared with the Astros in 1967 and Robin Roberts, selected in 1976, pitched for Houston in 1965 and 1966. Hall of Famer Yogi Berra was an Astros coach from 1986-89.

JAMES CONDIA JONES

YEAR	CLUB	W-L	ERA	G	GS	CG	SHO	SV	IP	H	R	ER	BB	SO
1982	Walla Walla	4-6	3.26	14	14	2	0	0	77.0	64	49	28	71	78
1983	Reno	7-5	2.70	17	17	6	1	0	117.0	96	50	35	49	79
1984	Beaumont	7-2	2.10	13	13	0	0	0	85.2	63	28	20	39	49
1985	Beaumont	7-5	4.66	16	16	1	0	0	85.0	84	51	44	66	57
1986	Las Vegas	9-10	4.40	28	27	4	2	0	157.2	168	84	77	74	114
	San Diego	2-0	2.50	3	3	1	1	0	18.0	10	6	5	3	15
1987	Las Vegas	2-0	5.92	4	4	1	0	0	24.1	24	16	16	8	11
	San Diego	9-7	4.14	30	22	2	1	0	145.2	154	85	67	54	51
1988	San Diego	9-14	4.12	29	29	3	0	0	179.0	192	98	82	44	82
1989	Columbus	8-6	3.77	20	20	4	1	0	124.0	110	54	52	31	94
	New York (AL)	2-1	5.25	11	6	0	0	0	48.0	56	29	28	16	25
1990	Columbus	5-2	2.34	11	11	3	1	0	73.0	46	20	19	35	78
	New York (AL)	1-2	6.30	17	7	0	0	0	50.0	72	42	35	23	25
1991	Houston	6-8	4.39	26	22	1	1	0	135.1	143	73	66	51	88
MINOR LEAGUE TOTALS		49-36	3.52	123	122	21	5	0	743.2	655	352	291	373	560
HOUSTON TOTALS		6-8	4.39	26	22	1	1	0	135.1	143	73	66	51	88
AL TOTALS		3-3	5.79	28	13	0	0	0	98.0	128	71	63	39	50
NL TOTALS		26-29	4.14	88	76	7	3	0	478.0	499	262	220	152	236
MAJOR LEAGUE TOTALS		29-32	4.42	116	89	7	3	0	576.0	627	333	283	191	286

MAJOR LEAGUE HITTING TOTALS

	AVG.	AB	H	HR	RBI
1991	.184	38	7	0	0
Lifetime	.169	148	25	2	7

Last Home Run: August 22, 1988 at San Diego (Mike Maddux).

Versus the National League

1991							Career					
W-L	ERA	G	IP	H	ER	CLUB	W-L	ERA	G	IP	H	ER
0-0	1.29	1	7.0	6	1	Chicago	1-1	2.84	3	19.0	16	6
0-1	13.50	1	3.1	8	5	Montreal	2-4	2.94	8	49.0	53	16
0-1	5.73	2	11.0	11	7	New York	2-3	4.23	6	38.1	40	18
0-1	12.27	1	3.2	9	5	Philadelphia	1-4	7.77	5	24.1	36	21
2-2	8.10	5	20.0	33	18	Pittsburgh	3-5	4.68	12	57.2	71	30
0-0	2.84	1	6.1	4	2	St. Louis	0-1	4.22	4	21.1	23	10
2-5	6.66	11	51.1	71	38	Totals vs. East	9-18	4.34	38	209.2	239	101
1-0	0.69	2	13.0	10	1	Atlanta	4-2	3.52	10	61.1	54	24
1-0	0.60	2	15.0	10	1	Cincinnati	3-2	5.31	11	61.0	70	36
—	—	—	—	—	—	Houston	3-0	1.29	5	35.0	27	5
1-0	2.65	4	17.0	14	5	Los Angeles	5-1	2.90	9	49.2	40	16
0-1	4.00	4	27.0	27	12	San Diego	0-1	4.00	4	27.0	27	12
1-2	6.75	3	12.0	11	9	San Francisco	2-5	6.82	11	34.1	42	26
4-3	3.00	15	84.0	72	28	Totals vs. West	17-11	3.99	50	268.1	260	119

1991 Pitching Breakdown

	W-L	ERA	G	IP	H	ER		W-L	ERA	G	IP	H	ER
Season	6-8	4.39	26	135.1	143	66	April	2-1	2.59	4	24.1	22	7
Home	4-3	3.08	16	96.1	82	33	May	2-1	2.85	6	41.0	35	13
Road	2-5	7.62	10	39.0	61	33	June	0-3	6.75	5	24.0	33	18
Day	2-1	2.12	5	29.2	27	7	July	2-2	5.11	5	24.2	29	14
Night	4-7	5.03	21	105.2	116	59	August	0-1	5.91	6	21.1	24	14
Starter	5-7	4.35	22	128.1	135	62	Sept/Oct.	—	—	—	—	—	—
Reliever	1-1	5.14	4	7.0	8	4	Before ASG	5-5	3.48	16	98.1	93	38
							After ASG	1-3	6.81	10	37.0	50	28

JIMMY JONES GAME HIGHS

Longest Winning Streak: 3 (twice)—last, April 28-May 20, 1991

Longest Losing Streak: 4, May 30-June 20, 1991

Strikeouts: 9, October 1, 1986 vs. Los Angeles

Walks: 6, June 10, 1991 vs. New York

Innings (starter): 9.0 (6 times)—last, July 6, 1991 vs. Cincinnati

Innings (relief): 8.0, June 29, 1987 at Los Angeles

Low-Hit Game (CG): 1, September 21, 1986 at Houston

JONES' CAREER FIELDING

	PO	A	E	PCT.
Pitcher	44	107	3	.981



TODD JONES

#59 - Righthanded Pitcher

BIRTHDATE: April 24, 1968

1992 OPENING DAY AGE: 23

BIRTHPLACE: Marietta, GA

HOME: Pell City, AL

BATS: Left **THROWS:** Right

HEIGHT: 6-3 **WEIGHT:** 200

M.L. SERVICE: 0.000

CONTRACT STATUS: Signed through 1992

HOW OBTAINED: Selected by the Astros as a compensation pick following the first round of the June 1989 draft.

1991 SEASON

Split the year between Class A Osceola and Double A Jackson, working exclusively as a starter.

- made 14 starts for Osceola, going 4-4 with a 4.35 ERA.
- was 1-2 in his first three starts before reeling off consecutive wins over Winter Haven, Lakeland and Baseball City in his next three outings.
- had a streak of 16.1 consecutive scoreless innings in his three-game winning streak...blanked Winter Haven for 6.1 innings on April 29, Lakeland for seven on May 5 and Baseball City for three on May 10 before allowing a fourth inning run.
- went 0-2 in his final eight starts at Osceola, despite holding opponents to three earned runs-or-less in five of them.
- struck out a season-high eight on June 13 at Winter Haven.
- was promoted to Jackson and made his first start for the Generals on July 9 at Shreveport...allowed seven runs in four innings of a 7-0 loss.
- won his next four decisions (6 starts) beating Wichita, San Antonio, Tulsa and Shreveport between July 15-August 13...had a 3.22 ERA in that stretch (13ER/36.1IP)...worked six-or-more innings and allowed three earned runs-or-less in five of the six starts.
- went 0-2 in his last three starts, working five innings in each.
- finished his first stint at Double A with a 4-3 mark and a 4.88 ERA in 10 starts.
- had a 7-1 record at home...was 3-0 with a 1.91 ERA in his five starts at Osceola, 4-1 with a 3.19 ERA in five starts at Jackson.
- allowed only four home runs in 127.2 innings.

MINOR LEAGUE HIGHLIGHTS

Tied for the club lead in wins (12) and starts (27) at Osceola in 1990, his first full season.

- led the club with 151.1 innings...had 106 strikeouts, but walked 109.

Had a 2-3 record and a 5.44 ERA for the Auburn Astros in the New York-Penn League in 1989 to start his pro career.

- had 71 strikeouts in 49.2 innings.

PERSONAL/MISCELLANEOUS

Was the 27th player selected in the June 1989 draft, a supplemental pick as compensation for Type A free agent Nolan Ryan.

- recommended by Astros scout F.H. "Jug" Deford.
- rated as one of the top five power pitchers in the 1989 draft by *Baseball America* magazine.
- pitched collegiately at Jacksonville State (AL) University.
- makes his off-season home in Pell City, AL.

JONES' CAREER TRANSACTIONS

- Selected by the Astros as a compensation pick following the first round of the June 1989 draft.

TODD BARTON JONES

YEAR	CLUB	W-L	ERA	G	GS	CG	SHO	SV	IP	H	R	ER	BB	SO
1989	Auburn	2-3	5.44	11	9	1	0	0	49.2	47	39	30	42	71
1990	Osceola	12-10	3.51	27	27	1	0	0	151.1	124	81	59	109	106
1991	Osceola	4-4	4.35	14	14	0	0	0	72.1	68	38	35	35	52
	Jackson	4-3	4.88	10	10	0	0	0	55.1	51	37	30	39	37
MINOR LEAGUE TOTALS		22-20	4.22	62	60	2	0	0	328.2	290	195	154	225	266



JEFF JUDEN

#44 - Righthanded Pitcher

BIRTHDATE: January 19, 1971

1992 OPENING DAY AGE: 21

BIRTHPLACE: Salem, MA

HOME: Salem, MA

BATS: Right **THROWS:** Right

HEIGHT: 6-7 **WEIGHT:** 245

M.L. SERVICE: 0.023

CONTRACT STATUS: Signed through 1992

HOW OBTAINED: Selected by the Astros in the first round of the June 1989 draft.

1991 SEASON

Pitched at three levels, landing in the majors in only his third season as a pro.

- opened the year at Double A Jackson in the Texas League...went 6-3 with a 3.10 ERA in 16 starts.
- won his first four decisions for the Generals and had a 1.27 ERA...fanned a season-high 10 in seven innings at Shreveport on July 6, his last start before being promoted to Triple A Tucson.
- was 3-2 with a 3.18 ERA in 10 starts for the Toros...did not allow more than three earned runs in any of his Tucson starts, and worked at least five innings in each.
- started Tucson's comeback in the PCL championship series...with the Toros one game from elimination, he won Game Three, 7-1, working eight innings and allowing one run...he scattered five hits and walked one, while striking out eight... Tucson went on to top Calgary three games-to-two and claim its first-ever PCL crown.
- his contract was purchased from Tucson on September 14.
- made his major league debut on September 15, allowing four runs in 1.2 innings in relief in a 10-0 loss at Cincinnati.
- his final three appearances were starts...the first was a 4-1 loss to the Reds on September 21 at the Astrodome.
- started twice against the West Division champion Braves to close the season... had no-decision at home on September 28 in a 5-4 loss...he worked a season-high 6.1 innings and allowed three runs, while fanning five...lost on October 4 at Atlanta, 5-2.
- joined Ryan Bowen (1986) and Craig Biggio (1987) as Houston number one draft picks on the big league roster at the close of the year.

MINOR LEAGUE HIGHLIGHTS

Jumped to from the Gulf Coast League to Class A Osceola to open the **1990** season.

- won his first 10 decisions for the Astros...named to the Florida State League All-Star team, and was rated the second-best prospect in the league by *Baseball America* magazine.
- lost his final start at Osceola before a mid-season promotion to Double A Columbus in the Southern League...finished his stay at Class A with a 10-1 mark and a 2.27 ERA in 15 starts...fanned 85 in 91.0 innings.
- was 1-3 with a 5.37 ERA in 11 starts for the Mudcats.

Worked in nine games in the Gulf Coast Rookie League in **1989** after signing with the Astros.

- had a 1-4 record with a 3.40 ERA...struck out 49 and walked only 17 in 39.2 innings.

PERSONAL/MISCELLANEOUS

USA Today High School All-America pitcher after going 11-1 as a senior at Salem (MA) High.

- finished his prep career with a 30-4 record, 0.44 ERA and 488 strikeouts in 254 innings for the Witches.
- was the 12th player selected in the **1989** draft...named one of the top five power pitchers in the 1989 draft class by *Baseball America* magazine.
- is single and makes his off-season home in Salem, MA.

JUDEN'S CAREER TRANSACTIONS

- Selected by the Astros in the first round of the June 1989 draft.

JEFFREY DANIEL JUDEN

YEAR	CLUB	W-L	ERA	G	GS	CG	SHO	SV	IP	H	R	ER	BB	SO
1989	Gulf Coast	1-4	3.40	9	8	0	0	0	39.2	33	21	15	17	49
1990	Osceola	10-1	2.27	15	15	2	1	0	91.0	72	37	23	42	85
	Columbus	1-3	5.37	11	11	0	0	0	52.0	55	36	31	42	40
1991	Jackson	6-3	3.10	16	16	0	0	0	95.2	84	43	33	44	75
	Tucson	3-2	3.18	10	10	0	0	0	56.2	56	28	20	25	51
	Houston	0-2	6.00	4	3	0	0	0	18.0	19	14	12	7	11
MINOR LEAGUE TOTALS		21-13	3.28	61	60	2	1	0	335.0	300	165	122	170	300
MAJOR LEAGUE TOTALS		0-2	6.00	4	3	0	0	0	18.0	19	14	12	7	11

MAJOR LEAGUE HITTING RECORD		AVG.	AB	H	HR	RBI
1991		.000	5	0	0	0

Versus the National League

1991							Career						
W-L	ERA	G	IP	H	ER	CLUB	W-L	ERA	G	IP	H	ER	
---	---	---	---	---	---	Chicago	---	---	---	---	---	---	
---	---	---	---	---	---	Montreal	---	---	---	---	---	---	
---	---	---	---	---	---	New York	---	---	---	---	---	---	
---	---	---	---	---	---	Philadelphia	---	---	---	---	---	---	
---	---	---	---	---	---	Pittsburgh	---	---	---	---	---	---	
---	---	---	---	---	---	St. Louis	---	---	---	---	---	---	
Totals vs. East							---	---	---	---	---	---	
0-1	4.76	2	11.1	8	6	Atlanta	0-1	4.76	2	11.1	8	6	
0-1	8.10	2	6.2	11	6	Cincinnati	0-1	8.10	2	6.2	11	6	
---	---	---	---	---	---	Houston	---	---	---	---	---	---	
---	---	---	---	---	---	Los Angeles	---	---	---	---	---	---	
---	---	---	---	---	---	San Diego	---	---	---	---	---	---	
---	---	---	---	---	---	San Francisco	---	---	---	---	---	---	
0-2	6.00	4	18.0	19	12	Totals vs. West	0-2	6.00	4	18.0	19	12	

1991 Pitching Breakdown

	W-L	ERA	G	IP	H	ER		W-L	ERA	G	IP	H	ER
Season	0-2	6.00	4	18.0	19	12	April	---	---	---	---	---	---
Home	0-1	4.76	2	11.1	10	6	May	---	---	---	---	---	---
Road	0-1	8.10	2	6.2	9	6	June	---	---	---	---	---	---
Day	0-0	6.75	2	8.0	9	6	July	---	---	---	---	---	---
Night	0-2	5.40	2	10.0	10	6	August	---	---	---	---	---	---
Starter	0-2	4.96	3	16.1	14	9	Sept/Oct.	0-2	6.00	4	18.0	19	12
Reliever	0-0	16.20	1	1.2	5	3	Before ASG	---	---	---	---	---	---
							After ASG	0-2	6.00	4	18.0	19	12

JEFF JUDEN GAME HIGHS

Longest Winning Streak: No major league wins
 Longest Losing Streak: 2, September 21-October 4, 1991
 Strikeouts: 5, September 28, 1991 vs. Atlanta
 Walks: 3, October 4, 1991 at Atlanta
 Innings (starter): 6.1, September 28, 1991 vs. Atlanta
 Innings (relief): 1.2, September 15, 1991 at Cincinnati

JUDEN'S CAREER FIELDING

	PO	A	E	PCT.
Pitcher	0	2	3	.400

The first home run ever hit by a Houston player in the National League came on opening day in 1962, April 10. Roman Mejias connected off Chicago pitcher Don Cardwell in the third inning with two men on base. Mejias also homered off Al Lary in the eighth inning with two more men on to account for the third Colt .45s home run of the game. Hal Smith had hit one in the third inning.

The first opposition home run came in the seventh inning of the same game when the Cubs' Ernie Banks hit one off Bobby Shantz.



DARRYL KILE

#57 - Righthanded Pitcher

BIRTHDATE: December 2, 1968

1992 OPENING DAY AGE: 23

BIRTHPLACE: Garden Grove, CA

HOME: Corona, CA

BATS: Right

THROWS: Right

HEIGHT: 6-5

WEIGHT: 185

M.L. SERVICE: 1,000

CONTRACT STATUS: Signed through 1992

HOW OBTAINED: Selected by the Astros in the 30th round of the June 1987 draft...signed by the club on May 15, 1988.

1991 SEASON

Spent a full season in the majors after pitching in only 64 minor league games the previous three years.

- worked almost exclusively as a reliever the first two months of the season.
- made his debut on Opening Day at Cincinnati on April 8, working a scoreless inning...lost to the Reds in relief on April 10, allowing three runs in 0.1 innings.
- made his first major league start on April 24 vs. the Reds at the Astrodome...threw six, no-hit innings, walking two and striking out five, before being lifted...Al Osuna followed with two no-hit innings before Curt Schilling allowed a pinch-hit single to Bill Doran to open the ninth...the Astros eventually won 1-0 in 13 innings.
- moved into the starting rotation on June 8 against the Mets.
- his first loss as a starter came on June 13 vs. the Phillies, 5-4.
- his first major league win came in his fifth start, 6-4 at Philadelphia on June 23...he allowed only four hits and two runs in seven innings.
- that win was followed by victories in his next two starts, June 29 at Cincinnati and July 4 at San Francisco...was 3-2 with a 3.57 ERA at the All-Star break.
- opened the second half by losing his first four appearances (3 starts)...snapped the streak by winning consecutive starts on July 31 vs. the Cardinals and August 6 vs. San Diego.
- went 2-5 in his final 10 starts, despite allowing more than three earned runs in only three of those outings.
- was 7-9 with a 3.07 ERA in his 22 starts (44ER/129.0IP); 0-2 with a 6.93 ERA in 15 relief appearances (19ER/24.2IP)...struck out 92 and walked 65 as a starter.
- struck out his season-high of seven, twice, July 4 at San Francisco and August 6 vs. the Padres...walked his season-high of six on September 25 vs. the Giants.
- his 84 walks and six hit batters both topped the staff...his walks total tied for second-highest in the league with Brian Barnes of Montreal.
- his longest outing was eight innings at Montreal on June 18, no-decision in a 3-2 loss...was 0-5 in his last seven road games (6 starts).

MINOR LEAGUE HIGHLIGHTS

Spent the entire 1990 season at Tucson.

- was 0-1 with a 10.29 ERA in three April appearances before going 3-2 with a 4.54 ERA in May...pitched his only complete game on May 31 at Tacoma.
- won only two more decisions all season, one each in June and July...was 0-2 with a 9.64 ERA in five August games.
- his 23 starts ranked second on the Tucson staff...123.1 innings and 77 strikeouts both ranked fourth...his 10 losses were the most by any Tucson pitcher.

Pitched at the Double A and Triple A levels in 1989, his first full season as a pro.

- opened the year at Columbus going 0-2 with a 9.53 ERA in his first five starts.
- won 11 of his final 15 decisions with the Mudcats to earn his promotion...had a 1.64 ERA and 91 strikeouts in 110 innings in that streak...went 5-1 with a 1.09 ERA and four complete games in six July starts before moving to Tucson.
- was 2-1 with a 5.96 ERA in six starts for the Toros.

Had a 5-3 record with a 3.17 ERA in 12 starts for the Gulf Coast Astros in 1988.

- had 54 strikeouts in 59.2 innings.

PERSONAL/MISCELLANEOUS

Drafted by the Astros in the 30th round of the June 1987 draft out of Chaffey (CA) Junior College, but did not sign.

- was 10-2 with a 2.12 ERA and 125 strikeouts in 110 innings at Chaffey in 1988...signed with the Astros prior to that summer's free agent draft.
- he and wife Flynn make their off-season home in Corona, CA.

KILE'S CAREER TRANSACTIONS

- Selected by the Astros in the 30th round of the June 1987 draft.
- Signed by Houston on May 15, 1988.

DARRYL ANDREW KILE

YEAR	CLUB	W-L	ERA	G	GS	CG	SHO	SV	IP	H	R	ER	BB	SO
1988	Gulf Coast	5-3	3.17	12	12	0	0	0	59.2	48	34	21	33	54
1989	Columbus	11-6	2.58	20	20	6	2	0	125.2	74	47	36	68	108
	Tucson	2-1	5.96	6	6	1	1	0	25.2	33	20	17	13	18
1990	Tucson	5-10	6.64	26	23	1	0	0	123.1	147	97	91	68	77
1991	Houston	7-11	3.69	37	22	0	0	0	153.2	144	81	63	84	100
MINOR LEAGUE TOTALS		23-20	4.44	64	61	8	3	0	334.1	302	198	165	182	257
MAJOR LEAGUE TOTALS		7-11	3.69	37	22	0	0	0	153.2	144	81	63	84	100

MAJOR LEAGUE HITTING RECORD	AVG.	AB	H	HR	RBI
1991	.000	38	0	0	1

Versus the National League

1991							Career						
W-L	ERA	G	IP	H	ER	CLUB	W-L	ERA	G	IP	H	ER	
0-2	4.61	5	13.2	15	7	Chicago	0-2	4.61	5	13.2	15	7	
0-1	3.46	3	13.0	9	5	Montreal	0-1	3.46	3	13.0	9	5	
1-0	3.00	2	12.0	12	4	New York	1-0	3.00	2	12.0	12	4	
2-1	1.45	3	18.2	11	3	Philadelphia	2-1	1.45	3	18.2	11	3	
0-2	5.40	3	6.2	11	4	Pittsburgh	0-2	5.40	3	6.2	11	4	
1-0	1.08	2	8.1	8	1	St. Louis	1-0	1.08	2	8.1	8	1	
4-6	2.99	18	72.1	66	24	Totals vs. East	4-6	2.99	18	72.1	66	24	
0-1	3.52	2	7.2	7	3	Atlanta	0-1	3.52	2	7.2	7	3	
1-1	2.51	4	14.1	13	4	Cincinnati	1-1	2.51	4	14.1	13	4	
						Houston							
0-0	2.86	4	22.0	16	7	Los Angeles	0-0	2.86	4	22.0	16	7	
1-0	1.59	3	11.1	7	2	San Diego	1-0	1.59	3	11.1	7	2	
1-3	7.96	6	26.0	35	23	San Francisco	1-3	7.96	6	26.0	35	23	
3-5	4.32	19	81.1	78	39	Totals vs. West	3-5	4.32	19	81.1	78	39	

1991 Pitching Breakdown

	W-L	ERA	G	IP	H	ER		W-L	ERA	G	IP	H	ER
Season	7-11	3.69	37	153.2	144	63	April	0-1	8.16	7	14.1	16	13
Home	4-5	3.36	18	77.2	68	29	May	0-0	3.08	6	11.2	12	4
Road	3-6	4.03	19	76.0	76	34	June	2-1	1.80	7	35.0	25	7
Day	1-5	5.08	9	33.2	35	19	July	2-4	3.86	6	25.2	30	11
Night	6-6	3.30	28	120.0	109	44	August	2-2	3.86	5	30.1	30	13
Starter	7-9	3.07	22	129.0	112	44	Sept./Oct.	1-3	3.68	6	36.2	31	15
Reliever	0-2	6.93	15	24.2	32	19	Before ASG	3-2	3.57	21	68.0	62	27
							After ASG	4-9	3.78	16	85.2	82	36

DARRYL KILE GAME HIGHS

- Longest Winning Streak: 3, June 23-July 4, 1991
- Longest Losing Streak: 4, July 14-26, 1991
- Strikeouts: 7 (twice)—last, August 6, 1991 vs. San Diego
- Walks: 6, September 25, 1991 vs. San Francisco
- Innings (starter): 8.0, June 18, 1991 at Montreal
- Innings (relief): 3.0, April 20, 1991 at San Francisco

KILE'S CAREER FIELDING

	PO	A	E	PCT.
Pitcher	7	17	3	.889



ROB MALLICOAT

#56 - Lefthanded Pitcher

BIRTHDATE: November 16, 1964

1992 OPENING DAY AGE: 27

BIRTHPLACE: St. Helen's, OR

HOME: Hillsboro, OR

BATS: Left **THROWS:** Left

HEIGHT: 6-3 **WEIGHT:** 180

M.L. SERVICE: 0.084

CONTRACT STATUS: Signed through 1992

HOW OBTAINED: Selected by the Astros in the first round, secondary phase of the January 1984 draft.

1991 SEASON

After missing nearly all of the previous three years with injuries, returned to the majors after stops in Jackson and Tucson

- opened the year at Double A Jackson and was 4-1 with a 3.77 ERA and one save in 19 games before earning a promotion to Tucson.
- joined the Toros on June 7...was 4-4 with a 5.48 ERA and one save in 19 games.
- recalled to Houston on August 17 and made his first appearance that night at Dodger Stadium...it was his first appearance in the majors since a start at the Astrodome vs. Cincinnati on October 2, 1987.
- earned his first major league save the next afternoon, hurling three scoreless innings vs. the Dodgers...he allowed one hit and one walk while fanning three... the three strikeouts were his career-best.
- allowed only seven-of-20 inherited runners to score.
- gave up back-to-back homers to Will Clark and Kevin Mitchell on August 20 at the Astrodome, the only homers he surrendered all year...the homers were also the only runs he allowed in six Astrodome appearances.
- led the club with 18 appearances in September/October.
- enjoyed his best success away from the Astrodome, with a 1.69 ERA in 14 games compared with an 8.59 ERA in 10 games at home...did not allow a run in 12 of his 14 road appearances.

MAJOR LEAGUE CAREER

Made the jump from Double A to the majors in 1987.

- major league debut came in relief at San Diego on September 11...allowed one run and three hits in three innings and fanned Carmelo Martinez for his first major league strikeout.
- made his first major league start on October 2 against the Reds and gave up five hits and four runs in 1.2 innings.

MINOR LEAGUE HIGHLIGHTS

Missed all of the 1989 season after Dr. Frank Jobe performed open surgery on his left shoulder on June 7.

Missed the 1988 campaign after arthroscopic surgery on his left shoulder by Dr. Bill Bryan on May 3.

Named to the Southern League All-Star team in 1987.

- led Columbus in wins (10), ERA (2.89) and strikeouts (141).

Endured an injury-shortened 1986 season.

- was 0-6 at Columbus and 0-2 at Tucson before going on the DL after surgery on June 15 to repair an injury to the tendon sheath in his left ankle.

Led the Florida State League in wins (16) and strikeouts (158), and finished second in ERA (1.36) in 1985.

- named TOPPS Player of the Month for August.

PERSONAL/MISCELLANEOUS

- single and makes his off-season home in Hillsboro, OR.

MALLICOAT'S CAREER TRANSACTIONS

- Selected by Houston in the first round, secondary phase of the January 1984 draft.
- On disabled list, June 24-September 11, 1986 (left ankle).
- On disabled list, April 8-September 6, 1988 (left shoulder).
- On disabled list, April 7-September 18, 1989 (left shoulder).
- On disabled list, April 6-July 10, 1990 (left hand).

ROBIN DALE MALLICOAT

YEAR	CLUB	W-L	ERA	G	GS	CG	SHO	SV	IP	H	R	ER	BB	SO
1984	Auburn	0-0	5.40	1	1	0	0	0	5.0	8	3	3	3	6
	Asheville	3-4	3.92	11	11	2	0	0	64.1	49	30	28	36	57
1985	Osceola	*16-6	1.36	26	25	5	2	0	178.2	119	41	27	74	*158
1986	Columbus	0-6	4.81	10	10	1	0	0	58.0	61	38	31	45	52
	Tucson	0-2	6.43	3	3	0	0	0	14.0	18	14	10	8	9
1987	Columbus	10-7	2.89	24	24	3	0	0	152.1	132	68	49	78	141
	Tucson	0-0	3.72	2	2	0	0	0	9.2	9	5	4	7	8
	Houston	0-0	6.75	4	1	0	0	0	6.2	8	5	5	6	4
1988				Did Not Play										
1989				Did Not Play										
1990	Gulf Coast	0-1	4.96	7	4	0	0	0	16.1	15	15	9	15	21
	Osceola	0-0	0.00	3	3	0	0	0	12.0	8	2	0	9	10
1991	Jackson	4-1	3.77	18	0	0	0	1	31.0	20	15	13	11	34
	Tucson	4-4	5.48	19	6	0	0	1	47.2	43	32	29	38	32
	Houston	0-2	3.86	24	0	0	0	1	23.1	22	10	10	13	18
MINOR LEAGUE TOTALS		37-31	3.10	124	89	11	2	2	589.0	482	263	203	324	528
MAJOR LEAGUE TOTALS		0-2	4.50	28	1	0	0	1	30.0	30	15	15	19	22

MAJOR LEAGUE HITTING TOTALS

	AVG.	AB	H	HR	RBI
1991	.000	1	0	0	0
Lifetime	.000	1	0	0	0

Versus the National League

1991							Career						
W-L	ERA	G	IP	H	ER	CLUB	W-L	ERA	G	IP	H	ER	
—	—	—	—	—	—	Chicago	—	—	—	—	—	—	
0-0	3.86	2	2.1	2	1	Montreal	0-0	3.86	2	2.1	2	1	
0-0	0.00	2	2.0	0	0	New York	0-0	0.00	2	2.0	0	0	
0-0	0.00	2	1.2	0	0	Philadelphia	0-0	0.00	2	1.2	0	0	
—	—	—	—	—	—	Pittsburgh	—	—	—	—	—	—	
—	—	—	—	—	—	St. Louis	—	—	—	—	—	—	
0-0	1.50	6	6.0	2	1	Totals vs. East	0-0	1.50	6	6.0	2	1	
0-1	6.00	4	3.0	3	2	Atlanta	0-1	6.00	4	3.0	3	2	
0-0	0.00	3	2.1	3	0	Cincinnati	0-0	11.25	4	4.0	8	5	
—	—	—	—	—	—	Houston	—	—	—	—	—	—	
0-1	4.91	4	7.1	9	4	Los Angeles	0-1	4.91	4	7.1	9	4	
0-0	4.50	2	2.0	3	1	San Diego	0-0	3.60	4	5.0	6	2	
0-0	6.75	5	2.2	2	2	San Francisco	0-0	3.86	6	4.2	2	2	
0-2	4.67	18	17.1	20	9	Totals vs. West	0-2	5.63	22	24.0	28	15	

1991 Pitching Breakdown

	W-L	ERA	G	IP	H	ER		W-L	ERA	G	IP	H	ER
Season	0-2	3.86	24	23.1	22	10	April	—	—	—	—	—	—
Home	0-1	8.59	10	7.1	12	7	May	—	—	—	—	—	—
Road	0-1	1.69	14	16.0	10	3	June	—	—	—	—	—	—
Day	0-0	1.80	8	10.0	3	2	July	—	—	—	—	—	—
Night	0-2	5.40	16	13.1	19	8	August	0-0	2.00	6	6.0	5	2
Starter	—	—	—	—	—	—	Sept/Oct.	0-2	4.15	18	17.1	17	8
Reliever	0-2	3.86	24	23.1	22	10	Before ASG	—	—	—	—	—	—
							After ASG	0-2	3.86	24	23.1	22	10

ROB MALLICOAT GAME HIGHS

- Longest Winning Streak: No major league wins
- Longest Losing Streak: 2, September 18-27, 1991
- Strikeouts: 3, August 18, 1991 at Los Angeles
- Walks: 4, October 2, 1987 vs. Cincinnati
- Innings (starter): 1.2, October 2, 1987 vs. Cincinnati
- Innings (relief): 3.0 (twice)—last, August 18, 1991 at Los Angeles

MALLICOAT'S CAREER FIELDING

	PO	A	E	PCT.
Pitcher	2	1	1	.750



ORLANDO MILLER

#64 - Infielder

BIRTHDATE: January 13, 1969

1992 OPENING DAY AGE: 23

BIRTHPLACE: Changuinola, Panama

HOME: Estafeta el Dorado, Panama

BATS: Right **THROWS:** Right

HEIGHT: 6-1 **WEIGHT:** 180

M.L. SERVICE: 0.000

CONTRACT STATUS: Signed through 1992

HOW OBTAINED: Acquired from New York (AL) in exchange for Dave Silvestri on March 13, 1990.

1991 SEASON

Opened the season at Jackson, but was sent to Osceola for the second half of the year.

- hit .244 in April, but missed most of May with back spasms...returned to action on May 31, but was sent to Osceola after going 1x17 after his return.
- hit .400 in his first 18 games at Osceola (28x70), including a 10-game hitting streak from June 14-24...committed 19 errors in his first 47 games, but only five in his final 27.

MINOR LEAGUE CAREER

Named to the South Atlantic League All-Star team in **1990** at Asheville, and named by managers as the league's 10th-best prospect.

- tied for second in the league with 29 doubles and ranked fifth in batting with a .313 average.

Hit .291 in 58 games at Oneonta in **1989**.

Played just 17 games in his first pro season in **1988** at Ft. Lauderdale and Sarasota.

PERSONAL/MISCELLANEOUS

Makes his home in Estafeta el Dorado, Panama.

- signed as a non-drafted free agent by Yankees scout Fred Ferreira in November of **1987**.

MILLER'S CAREER TRANSACTIONS

- Signed by New York (AL) as a non-drafted free agent in November of 1987.
- Acquired by Houston on March 13, 1990 for Dave Silvestri.
- On disabled list, May 10-20, 1991 (back spasms).

ORLANDO SALMON MILLER

YEAR	CLUB	AVG.	G	AB	R	H	2B	3B	HR	RBI	BB	SO	SB
1988	Ft. Lauderdale	.273	3	11	0	3	0	0	0	1	0	1	0
	Sarasota	.182	14	44	5	8	1	0	0	5	3	10	1
1989	Oneonta	.291	58	213	29	62	5	2	1	25	6	37	8
1990	Asheville	.313	121	438	60	137	29	6	4	62	25	52	12
1991	Jackson	.186	23	70	5	13	6	0	1	5	5	13	0
	Osceola	.298	74	272	27	81	11	2	0	36	13	30	1
MINOR LEAGUE TOTALS		.290	293	1048	126	304	52	10	6	134	52	143	22



ANDY MOTA

#3 - Infielder

BIRTHDATE: March 4, 1966

1992 OPENING DAY AGE: 26

BIRTHPLACE: Santo Domingo, D.R.

HOME: Tucson, AZ

BATS: Right

THROWS: Right

HEIGHT: 5-10

WEIGHT: 180

M.L. SERVICE: 0.038

CONTRACT STATUS: Signed through 1992

HOW OBTAINED: Selected by Houston in the 12th round of the June 1987 draft.

1991 SEASON

Joined with brother Jose (Padres) in becoming in the first two of Manny Mota's sons to reach the major leagues.

- just missed hitting .300 for the third time in his last four minor league seasons, finishing with a .299 average at Tucson before he was recalled to Houston on August 30...joined the club when Luis Gonzalez was placed on the DL...was hitting .302 as late as August 26, but dropped below .300 by going 2x11 in his last three games before his recall.
- played in 123 games for Tucson (second on the club), including 115 starts...tied his career-best with four triples.
- made his major league debut on August 31 at Montreal and was 0x4 with two strikeouts.
- singled off Frank Viola in the eighth inning on September 2 for his first major league hit.
- hit his first major league home run off Terry Bross at Shea Stadium on September 4...also drove in a career-best three runs in the same game...drove in two runs vs. Philadelphia on September 7 for his other multi-RBI game.
- hit in a season-best three straight games from September 2-4.
- collected a career-best three hits vs. San Francisco on September 24...also had three, two-hit games.

MINOR LEAGUE CAREER

Led Columbus in **1990** with a .286 average despite missing the last month of the year with a broken left thumb.

- was the third straight year he led his club in hitting...never went more than three games without a hit...selected MVP of the Southern League All-Star game for his defensive play at second during the game.

Won the New York-Penn League batting title in **1988** (.351) and the Florida State League title in **1989** (.319)...also led each league in hits and was named to both all-star squads.

PERSONAL/MISCELLANEOUS

He, wife Barbara, daughter Vanessa Karina (12/15/91) and stepson David (7/1/85) make their home in Tucson, AZ in the off-season.

- played two years at Golden West JC before transferring to Cal-State Fullerton...he led Fullerton with a .377 average in his senior year.
- Andy and Manny Mota just missed becoming the first father-son combination to play for the Astros...Manny was briefly a member of the Colt .45s in the winter of 1962-63 after he was traded to Houston from San Francisco along with pitcher Dick LeMay in exchange for Joe Amalfitano on November 30, 1962...after hitting .435 in the spring, Manny was traded to the Pirates for Howie Goss on April 4, 1963.

MOTA'S CAREER TRANSACTIONS

- Selected by Kansas City in the sixth round of the January 1985 draft.
- Selected by Houston in the 12th round of the June 1987 draft.

ANDRES ALBERTO MOTA

YEAR	CLUB	AVG.	G	AB	R	H	2B	3B	HR	RBI	BB	SO	SB
1987	Auburn	.263	70	255	26	67	9	1	4	14	16	42	6
1988	Auburn	.351	72	271	56	*95	15	3	3	47	38	34	31
1989	Osceola	*.319	131	505	68	*161	21	4	4	69	42	61	28
1990	Columbus	.286	111	413	59	118	21	1	11	62	28	81	17
1991	Tucson	.299	123	462	65	138	19	4	2	46	22	76	14
	Houston	.189	27	90	4	17	2	0	1	6	1	17	2
MINOR LEAGUE TOTALS		.304	507	1906	274	579	85	13	24	238	146	294	96
MAJOR LEAGUE TOTALS		.189	27	90	4	17	2	0	1	6	1	17	2

Versus the National League

1991						Career				
AVG.	AB	H	HR	RBI	CLUB	AVG.	AB	H	HR	RBI
—	—	—	—	—	Chicago	—	—	—	—	—
.000	6	0	0	0	Montreal	.000	6	0	0	0
.333	12	4	1	3	New York	.333	12	4	1	3
.100	10	1	0	2	Philadelphia	.100	10	1	0	2
—	—	—	—	—	Pittsburgh	—	—	—	—	—
—	—	—	—	—	St. Louis	—	—	—	—	—
.179	28	5	1	5	Totals vs. East	.179	28	5	1	5
.154	13	2	0	1	Atlanta	.154	13	2	0	1
.188	16	3	0	0	Cincinnati	.188	16	3	0	0
—	—	—	—	—	Houston	—	—	—	—	—
.077	13	1	0	0	Los Angeles	.077	13	1	0	0
.231	13	3	0	0	San Diego	.231	13	3	0	0
.429	7	3	0	0	San Francisco	.429	7	3	0	0
.194	62	12	0	1	Totals vs. West	.194	62	12	0	1

1991 Batting Breakdown

	AVG.	AB	H	HR	RBI		AVG.	AB	H	HR	RBI
Season	.189	90	17	1	6	April	—	—	—	—	—
Home	.159	44	7	0	3	May	—	—	—	—	—
Road	.217	46	10	1	3	June	—	—	—	—	—
Day	.143	28	4	0	1	July	—	—	—	—	—
Night	.210	62	13	1	5	August	.000	4	0	0	0
vs. RHP	.236	55	13	1	5	Sept./Oct.	.198	86	17	1	6
vs. LHP	.114	35	4	0	1	Before ASG	—	—	—	—	—
						After ASG	.189	90	17	1	6

ANDY MOTA GAME HIGHS

Most Hits: 3, September 24, 1991 vs. San Francisco
 Most Home Runs: 1, September 4, 1991 at New York
 Most RBI: 3, September 4, 1991 at New York
 Most Stolen Bases: 1, (twice)—last, September 28, 1991 vs. Atlanta
 Longest Hitting Streak: 3, September 2-4, 1991

MOTA'S "MULTIPLE" GAMES

	HITS	RBI
2 in a Game	3	1
3 in a Game	1	1

MOTA'S CAREER FIELDING

	PO	A	E	PCT.
Second Base	30	66	3	.970



AL OSUNA

#29 - Lefthanded Pitcher

BIRTHDATE: August 10, 1965

1992 OPENING DAY AGE: 26

BIRTHPLACE: Inglewood, CA

HOME: Houston, TX

BATS: Right

THROWS: Left

HEIGHT: 6-3

WEIGHT: 200

M.L. SERVICE: 1.033

CONTRACT STATUS: Signed through 1992

HOW OBTAINED: Selected by the Astros in the 16th round of the June 1987 draft.

1991 SEASON

Broke camp as the only lefthander in the bullpen and became the mainstay of the relief corps.

- led the Astros in appearances (71) and saves (12), and tied for third on the staff in wins (7) with Darryl Kile.
- selected as the Rookie Pitcher on the *The Sporting News* National League All-Star team, and was one of four Astros named to the TOPPS Major League Rookie All-Star team.
- tied for sixth in the league in appearances with Chuck McElroy and Roger McDowell... also tied with McElroy for the most appearances by a rookie reliever in the NL.
- set an Astros rookie record for appearances...old mark of 61 was set by Charley Kerfeld in 1986...71 appearances tied him for third on the Astros' single-season chart with Juan Agosto (1989).
- converted 12-of-21 save opportunities...his 12 saves were the most for an Astros' rookie since Frank DiPino set the club mark with 20 in 1983.
- retired 47-of-71 first batters he faced (.667), and allowed 20-of-57 inherited runners to score.
- won four straight decisions from June 11-July 11, the longest win streak of the year by a Houston hurler.
- did not give up a home run on the road until his 70th appearance (33rd on the road) when Will Clark connected on October 1 at San Francisco...finished with one in 40.1 innings on the road compared to four in 41.1 at the Astrodome.
- struck out a career-best four on three occasions (May 29 at Los Angeles; July 7 vs. Cincinnati; August 30 at Montreal).

MAJOR LEAGUE CAREER

Made the jump from Double A to the majors in 1990.

- contract was recalled from Columbus on August 31...made his major league debut on September 2 vs. Pittsburgh...allowed two runs in one inning, then did not allow a run in his next four outings.
- picked up his first major league win at Los Angeles on September 4 as the Astros rallied from a 7-0 deficit to win 10-8.

MINOR LEAGUE HIGHLIGHTS

Tied for the Southern League lead with 60 appearances in 1990 before his promotion to Houston.

- struck out a career-best 82 in 69.1 innings, and tied for second on the club with six saves.

Finished second on the club with 46 appearances and third with three saves in 1989 at Osceola.

Missed the early part of the 1988 season at Asheville with a sore shoulder, but bounced back to earn a promotion to Osceola by the end of the year.

Played his first pro season at Auburn, but was promoted to Asheville for the stretch drive and playoffs.

PERSONAL/MISCELLANEOUS

Pitched at Cerritos (CA) JC and Stanford University.

- helped Stanford win the 1987 College World Series title by tossing 8.2 innings of shutout relief against Texas.
- is co-chairman, along with teammate Ken Caminiti, of the Astros 65 Roses Sports Club, which is dedicated to finding a cure for Cystic Fibrosis.
- single and makes his home in Houston in the off-season.

OSUNA'S CAREER TRANSACTIONS

- Selected by Baltimore in the fifth round of the January 1985 draft.
- Selected by San Diego in the secondary phase of the June 1985 draft.
- Selected by Houston in the 16th round of the June 1987 draft.

ALFONSO OSUNA, JR.

YEAR	CLUB	W-L	ERA	G	GS	CG	SHO	SV	IP	H	R	ER	BB	SO
1987	Auburn	1-0	5.74	8	0	0	0	0	15.2	16	16	10	14	20
	Asheville	2-0	2.75	14	0	0	0	2	19.2	20	6	6	6	20
1988	Asheville	6-1	1.98	31	0	0	0	3	50.0	41	19	11	25	41
	Osceola	0-1	6.94	8	0	0	0	0	11.2	12	9	9	9	5
1989	Osceola	3-4	2.66	46	0	0	0	7	67.2	50	27	20	27	62
1990	Columbus	7-5	3.38	+60	0	0	0	6	69.1	57	30	26	33	82
	Houston	2-0	4.76	12	0	0	0	0	11.1	10	6	6	6	6
1991	Houston	7-6	3.42	71	0	0	0	12	81.2	59	39	31	46	68
MINOR LEAGUE TOTALS		19-11	3.15	167	0	0	0	18	234.0	196	107	82	114	230
MAJOR LEAGUE TOTALS		9-6	3.58	83	0	0	0	12	93.0	69	45	37	52	74

MAJOR LEAGUE HITTING RECORD

	AVG.	AB	H	HR	RBI
1991	.000	2	0	0	1
Lifetime	.000	2	0	0	1

Versus the National League

1991							Career					
W-L	ERA	G	IP	H	ER	CLUB	W-L	ERA	G	IP	H	ER
1-0	0.00	4	3.2	2	0	Chicago	1-0	0.00	4	3.2	2	0
0-1	4.50	6	6.0	9	3	Montreal	0-1	4.50	6	6.0	9	3
0-0	3.17	5	5.2	6	2	New York	0-0	3.17	5	5.2	6	2
3-1	4.50	7	8.0	8	4	Philadelphia	3-1	4.50	7	8.0	8	4
0-0	0.87	7	10.1	2	1	Pittsburgh	0-0	2.38	8	11.1	4	3
1-2	5.40	5	6.2	6	4	St. Louis	1-2	5.40	5	6.2	6	4
5-4	3.12	34	40.1	33	14	Totals vs. East	5-4	3.48	35	41.1	35	16
1-0	1.69	7	5.1	6	1	Atlanta	2-0	2.70	10	6.2	7	2
0-0	0.00	7	9.0	1	0	Cincinnati	0-0	0.00	9	12.2	1	0
						Houston						
1-1	3.68	9	14.2	5	6	Los Angeles	2-1	3.64	11	17.1	8	7
0-1	10.80	7	5.0	8	6	San Diego	0-1	9.00	8	6.0	9	6
0-0	4.91	7	7.1	6	4	San Francisco	0-0	6.00	10	9.0	9	6
2-2	3.70	37	41.1	26	17	Totals vs. West	4-2	3.66	48	51.2	34	21

1991 Pitching Breakdown

	W-L	ERA	G	IP	H	ER		W-L	ERA	G	IP	H	ER
Season	7-6	3.42	71	81.2	59	31	April	1-0	1.00	10	9.0	7	1
Home	4-3	4.35	37	41.1	29	20	May	0-2	3.55	11	12.2	7	5
Road	3-3	2.45	34	40.1	30	11	June	3-0	2.63	13	13.2	14	4
Day	1-0	0.40	17	22.1	10	1	July	2-1	1.56	11	17.1	8	3
Night	6-6	4.55	54	59.1	49	30	August	1-2	3.60	12	15.0	13	6
Starter	—	—	—	—	—	—	Sept/Oct.	0-1	7.71	13	14.0	10	12
Reliever	7-6	3.42	71	81.2	59	31	Before ASG	4-2	2.58	36	38.1	30	29
							After ASG	3-4	4.15	35	43.1	29	39

AL OSUNA GAME HIGHS

- Longest Winning Streak: 4, June 11-July 11, 1991
- Longest Losing Streak: 3, August 28-September 12, 1991
- Strikeouts: 4 (3 times)—last, August 30, 1991 at Montreal
- Walks: 4, July 24, 1991 at St. Louis
- Innings: 2.2 (twice)—last, September 12, 1991 vs. Los Angeles

OSUNA'S CAREER FIELDING

	PO	A	E	PCT.
Pitcher	5	11	1	.941



MARK PORTUGAL

#51 - Righthanded Pitcher

BIRTHDATE: October 30, 1962

1992 OPENING DAY AGE: 29

BIRTHPLACE: Los Angeles, CA

HOME: Missouri City, TX

BATS: Right **THROWS:** Right

HEIGHT: 6-0 **WEIGHT:** 190

M.L. SERVICE: 4.165

CONTRACT STATUS: Signed through 1992

HOW OBTAINED: Acquired from Minnesota on December 4, 1988 in exchange for a player to be named (Todd McClure).

1991 SEASON

Reversed the trend of his first two years with the Astros by enjoying his greatest success prior to the All-Star break.

- was 8-4 with a 3.81 ERA in 16 starts prior to the All-Star game, compared to a 3-9 record and 4.56 ERA heading into 1991...was 2-8 with a 5.60 ERA in 16 games (11 starts) after the break, compared to a 15-2 record and 2.64 ERA prior to last season.
- won five of his first six decisions (April 12-May 26).
- worked a career-best, 10 innings against the Phillies on June 11, but had no-decision in a 1-0, 11-inning Houston win.
- left his start at Pittsburgh on July 17 with a strained right groin muscle after facing only four batters...was placed on the 15-day DL on July 19, retroactive to the 18th...reinstated on August 12.
- tossed his only complete game on August 29 at Philadelphia, missing a shutout on a solo homer by Wes Chamberlain in the ninth...the win allowed him to reach double figures for the second straight year.
- made four more starts, then moved to the bullpen to work as the closer...earned a save in his first outing on September 22 vs. Cincinnati...was 0-2 with a 13.49 ERA in his five relief appearances while allowing 17 baserunners (10 hits, 7 walks) in 4.2 innings.
- made one final start at Atlanta on October 5, losing to the Braves as they clinched the Western Division title.
- led Astros' pitchers with nine hits and did not strike out in his first 40 at-bats (51 plate appearances).

MAJOR LEAGUE CAREER

Reached double figures in wins (11) for the first time in his career to tie Danny Darwin for the team lead in **1990**.

- his first full season in the majors resulted in career-highs in every category except complete games and shutouts...led the club with 136 strikeouts, and his 3.62 ERA was second only to Darwin's league-leading 2.21 among Astros starters.
- was 3-8 with a 4.31 ERA in 17 starts prior to the All-Star break, 8-2 with a 2.90 in 16 starts after.

Went 7-0 with a 2.39 in 17 games after the All-Star break in **1989**.

- seven-game winning streak was the longest by an Astros starter since Nolan Ryan won eight straight in 1983.
- contract was purchased from Tucson on June 5 for a spot start after the Astros had played back-to-back 22 and 13-inning games against the Dodgers...was 0-1 with an 8.53 in three games before he was optioned back to Tucson on June 12...recalled to Houston on July 15.
- blanked the Reds 1-0 on September 17 for his first major league shutout.
- collected his first major league hit, a single off Larry McWilliams, on July 22 at Philadelphia...hit his first home run off the Giants' Don Robinson on September 8 at the Astrodome...homer was the first by an Astros' pitcher at home since Bob Knepper in 1981.

Began the **1988** season at Portland, but was promoted to the Twins on April 27 and remained there the rest of the year.

- earned a save in his first appearance and went on to collect a career-best three saves...missed most of August while on the DL with a strained right elbow.

Opened the **1987** season with the Twins, but was optioned back to Portland on June 8 after posting a 1-3 record and 7.77 ERA.

After a 6-1 start at Toledo in **1986**, he was promoted to the Twins.

- fanned a career-best 13 on September 21 vs. Texas...earned his first major league save vs. Cleveland on September 29.

Reached the majors in August of 1985...made his debut with a start vs. Oakland on August 14...picked up his first win vs. Boston on August 31.

MINOR LEAGUE CAREER

Finished with winning records in all but one of his minor league seasons (1-10 at Portland in 1987).

- won a career-best 14 games and also reached personal highs for complete games (10) and shutouts (3) with Orlando in 1984.
- fanned 132 in 131.1 innings at Visalia in 1983.
- was 7-1 with a 3.71 ERA in 14 games at Elizabethton in 1981.

PERSONAL/MISCELLANEOUS

He, wife Roberta and son Derek (5/21/89) make their home in Missouri City, TX.

- played only one year of high school baseball (as a catcher) and was signed by the Twins as a non-drafted free agent in the fall of 1980.
- played summer league baseball with future major league pitcher Todd Burns in the Norwalk (CA) Palomino League...club reached that league's World Series.

PORTUGAL'S CAREER TRANSACTIONS

- Signed by Minnesota as a free agent on October 23, 1980.
- On disabled list, July 22-August 2, 1985 (strep throat).
- On disabled list, August 8-28, 1988 (strained right elbow).
- Acquired by Houston on December 4, 1988 for a player to be named (Todd McClure, December 8, 1988).
- On disabled list, July 18-August 12, 1991 (strained right groin).

MARK STEVEN PORTUGAL

YEAR	CLUB	W-L	ERA	G	GS	CG	SHO	SV	IP	H	R	ER	BB	SO
1981	Elizabethton	7-1	3.71	14	13	2	0	1	85.0	65	41	35	39	65
1982	Wisconsin Rapids	9-8	4.01	36	15	4	1	2	119.0	110	62	53	62	95
1983	Visalia	10-5	4.18	24	23	2	0	0	131.1	142	77	61	84	132
1984	Orlando	14-7	2.98	27	27	10	3	0	196.0	171	80	65	113	110
1985	Toledo	8-5	3.78	19	19	5	1	0	128.2	129	60	54	60	89
	Minnesota	1-3	5.55	6	4	0	0	0	24.1	24	16	15	14	12
1986	Toledo	5-1	2.60	6	6	3	1	0	45.0	34	15	13	23	30
	Minnesota	6-10	4.31	27	15	3	0	1	112.2	112	56	54	50	67
1987	Minnesota	1-3	7.77	13	7	0	0	0	44.0	58	40	38	24	28
	Portland	1-10	6.00	17	16	2	0	0	102.0	108	75	68	50	69
1988	Portland	2-0	1.37	3	3	1	1	0	19.2	15	3	3	8	9
	Minnesota	3-3	4.53	26	0	0	0	3	57.2	60	30	29	17	31
1989	Tucson	7-5	3.78	17	17	5	0	0	116.2	107	55	49	32	90
	Houston	7-1	2.75	20	15	2	1	0	108.0	91	34	33	37	86
1990	Houston	11-10	3.62	32	32	1	0	0	196.2	187	90	79	67	136
1991	Houston	10-12	4.49	32	27	1	0	1	168.1	163	91	84	59	120
MINOR LEAGUE TOTALS		63-42	3.83	163	139	34	7	3	943.1	881	468	401	461	689
AL TOTALS		11-19	5.13	72	26	3	0	4	238.2	254	142	136	105	138
NL TOTALS		28-23	3.73	84	74	4	1	1	473.0	441	215	196	163	342
MAJOR LEAGUE TOTALS		39-42	4.20	156	100	7	1	5	711.2	695	357	332	268	480

MAJOR LEAGUE HITTING RECORD

	AVG.	AB	H	HR	RBI
1991	.196	46	9	0	3
Lifetime	.171	146	25	1	10

Last Home Run: 9/8/89 at Houston (Don Robinson)

While Houston pitchers have tossed the most no-hitters in baseball in their 30-year history, Astros batters have been among the toughest to shut down. Houston has been no-hit only twice in its history and has not been held hitless since April 30, 1969, when Jim Maloney of Cincinnati did it (3,481 games entering 1991). Only the Cubs have gone longer without being no-hit (September 9, 1965 by Sandy Koufax), a span of 4,005 games.

Versus the National League

1991							Career					
W-L	ERA	G	IP	H	ER	CLUB	W-L	ERA	G	IP	H	ER
0-2	11.25	2	8.0	14	10	Chicago	3-3	4.75	8	47.1	61	25
0-1	4.50	2	12.0	11	6	Montreal	1-1	2.67	5	30.1	25	9
1-1	6.00	2	12.0	15	8	New York	2-3	5.35	7	37.0	42	22
1-1	1.38	3	26.0	16	4	Philadelphia	2-1	1.67	5	37.2	28	7
1-0	5.84	3	12.1	14	8	Pittsburgh	1-1	4.23	6	27.2	23	13
1-0	1.29	1	7.0	3	1	St. Louis	1-0	1.77	3	20.1	12	4
4-5	4.31	13	77.1	73	37	Totals vs. East	10-9	3.59	34	200.1	191	80
1-3	5.31	6	20.1	26	12	Atlanta	4-3	4.47	11	44.1	50	22
1-0	3.38	3	13.1	9	5	Cincinnati	3-2	4.05	8	40.0	32	18
						Houston						
1-1	4.24	3	17.0	15	8	Los Angeles	2-2	4.87	8	44.1	45	24
1-2	4.85	4	26.0	25	14	San Diego	1-5	4.30	10	60.2	58	29
2-1	5.02	3	14.1	15	8	San Francisco	8-2	2.48	13	83.1	65	23
6-7	4.65	19	91.0	90	47	Totals vs. West	18-14	3.83	50	272.2	250	116

1991 Pitching Breakdown

	W-L	ERA	G	IP	H	ER		W-L	ERA	G	IP	H	ER
Season	10-12	4.49	32	168.1	163	84	April	2-1	5.82	3	17.0	19	11
Home	4-5	3.06	16	79.1	71	27	May	3-1	3.82	6	37.2	34	16
Road	6-7	5.76	16	89.0	92	57	June	1-2	3.25	5	36.0	29	13
Day	5-4	5.11	11	49.1	55	28	July	2-1	3.79	4	19.0	21	8
Night	5-8	4.24	21	119.0	108	56	August	2-1	5.04	4	25.0	22	14
Starter	10-10	4.23	27	163.2	153	77	Sept/Oct.	0-6	5.88	10	33.2	38	22
Reliever	0-2	13.49	5	4.2	10	7	Before ASG	8-4	3.81	16	104.0	93	44
							After ASG	2-8	5.60	16	64.1	70	40

MARK PORTUGAL GAME HIGHS

Longest Winning Streak: 7, July 15-September 22, 1989
 Longest Losing Streak: 6, April 22-June 17, 1990
 Strikeouts: 13, September 21, 1986 vs. Texas
 Walks: 6 (three times)—last, September 30, 1990 vs. Atlanta
 Innings (starter): 10.0, June 11, 1991 vs. Philadelphia
 Innings (relief): 6.2, September 16, 1986 vs. Cleveland
 Low-Hit Game (CG): 3, July 29, 1989 vs. San Francisco

PORTUGAL'S CAREER FIELDING

	PO	A	E	PCT.
Pitcher	62	79	9	.940



SHANE REYNOLDS

#38 - Righthanded Pitcher

BIRTHDATE: March 26, 1968
1992 OPENING DAY AGE: 24
BIRTHPLACE: Bastrop, LA
HOME: Bastrop, LA
BATS: Right **THROWS:** Right
HEIGHT: 6-3 **WEIGHT:** 210
M.L. SERVICE: 0.000
CONTRACT STATUS: Signed through 1992
HOW OBTAINED: Selected by Houston in the third round of the June 1989 draft.

1991 SEASON

Led Jackson in innings (151.0), starts (27), strikeouts (116), hits allowed (165), runs (93) and earned runs (75).

- totals for starts and strikeouts were career-bests.
- was 2-5 with a 5.76 ERA in 10 starts through the end of May, but went 6-4 with a 3.69 ERA in his last 17 starts...was 3-0 with 2.70 ERA in five starts in June.
- both of his complete games were seven-inning efforts...worked nine innings and allowed only five hits in a no-decision vs. San Antonio on July 19.
- was 4-5 with a 3.36 ERA, 28 walks and 73 strikeouts in 85.2 innings at home.

MINOR LEAGUE HIGHLIGHTS

Led the Columbus staff in **1990** in wins (9), starts (27) and innings (155.1).

Was a combined 8-5 with a 3.13 ERA in his pro debut in **1989**, with stops in Auburn (3-2, 2.31) and Asheville (5-3, 3.68).

PERSONAL/MISCELLANEOUS

He and wife Pam make their home in Bastrop, LA in the off-season.

- graduated from Ouachita Christian High in Monroe, LA...attended Faulkner (AL) University before transferring to the University of Texas for his junior year.
- was 12-10 in two years at Faulkner, 7-0 with a 6.04 ERA in 17 games for the Longhorns...was left off the roster for the College World Series (Texas finished second).

REYNOLDS' CAREER TRANSACTIONS

– Selected by Houston in the third round of the June 1989 draft.

RICHARD SHANE REYNOLDS

YEAR	CLUB	W-L	ERA	G	GS	CG	SHO	SV	IP	H	R	ER	BB	SO
1989	Auburn	3-2	2.31	6	6	1	0	0	35.0	36	18	9	14	23
	Asheville	5-3	3.68	8	8	2	1	0	51.1	53	25	21	21	33
1990	Columbus	9-10	4.81	28	27	2	1	0	155.1	182	104	83	70	92
1991	Jackson	8-9	4.47	27	27	2	0	0	151.0	165	93	75	62	116
MINOR LEAGUE TOTALS		25-24	4.31	69	68	7	2	0	392.2	436	240	188	167	264



KARL RHODES

#4 - Outfielder

BIRTHDATE: August 21, 1968

1992 OPENING DAY AGE: 23

BIRTHPLACE: Cincinnati, OH

HOME: Cincinnati, OH

BATS: Left **THROWS:** Left

HEIGHT: 5-11 **WEIGHT:** 170

M.L. SERVICE: 0.116

CONTRACT STATUS: Signed through 1992

HOW OBTAINED: Selected by the Astros in the third round of the June 1986 draft.

1991 SEASON

Split time between the Astros and Tucson during the year.

- opened the year in Houston after hitting .302 in the spring to win the right field job.
- hit safely in his first four games, including the first three-hit game of his career on April 11 in his hometown of Cincinnati...his second three-hit game was vs. the Reds on April 22.
- had five, two-hit games.
- homered at Wrigley Field on April 30 off Mike Bielecki...both of his major league homers have been at Wrigley off Bielecki, the first on August 15, 1990.
- contract was optioned to Tucson on June 4 when Eric Anthony was recalled.
- hit .260 in 84 games for the PCL champion Toros...collected 17 doubles, one triple and one homer along with 46 RBI.

MAJOR LEAGUE CAREER

Earned his first action in the majors in **1990** after hitting .275 at Tucson.

- recalled to Houston on August 7 and made his major league debut that night against the Giants...singled off Steve Bedrosian in his third at-bat for his first big league hit...hit safely in his first three games.

MINOR LEAGUE CAREER

Tied for the Southern League lead in games (143) in **1989** at Columbus, tied for second in walks (93) and was third in at-bats (520).

- established career-bests in every category except average and steals.

Led Osceola with 128 hits in 1988, and stole a career-best 64 bases to help the Astros set a Florida State League record with 354 steals.

Swiped 43 bases at Asheville in 1987 as the Tourists set a league record with 335 thefts.

Led the Gulf Coast League by appearing in 62 games in 1986.

PERSONAL/MISCELLANEOUS

Played at Western Hills High in Cincinnati, the same school that produced Pete Rose, Don Zimmer, Jim Frey and Eddie Brinkman.

- named the Greater Cincinnati Player of the Year in 1986 after leading his school to the state title.
- single and makes his home in Cincinnati in the off-season.

RHODES' CAREER TRANSACTIONS

– Selected by Houston in the third round of the June 1986 draft.

KARL DERRICK RHODES

YEAR	CLUB	AVG.	G	AB	R	H	2B	3B	HR	RBI	BB	SO	SB
1986	Sarasota	.293	62	222	36	65	10	3	0	22	32	33	14
1987	Asheville	.252	129	413	62	104	16	4	3	50	77	82	43
1988	Osceola	.283	132	452	69	128	4	2	1	34	81	53	64
1989	Columbus	.258	+143	520	81	134	25	5	4	63	93	105	18
1990	Tucson	.275	107	385	68	106	24	11	3	59	47	75	24
	Houston	.244	39	86	12	21	6	1	1	3	13	12	4
1991	Houston	.213	44	136	7	29	3	1	1	12	14	26	3
	Tucson	.260	84	308	45	80	17	1	1	46	38	48	5
MINOR LEAGUE TOTALS		.268	657	2300	361	617	96	26	12	274	368	396	168
MAJOR LEAGUE TOTALS		.225	83	222	19	50	9	2	2	15	27	38	7

Career Pinch Hitting (1991 Totals): .333 9-3-0-1 (.000, 3-0-0-0).

Versus the National League

1991					Career					
AVG.	AB	H	HR	RBI	CLUB	AVG.	AB	H	HR	RBI
.167	18	3	1	2	Chicago	.182	22	4	2	3
—	—	—	—	—	Montreal	—	—	—	—	—
—	—	—	—	—	New York	—	—	—	—	—
—	—	—	—	—	Philadelphia	—	—	—	—	—
.267	15	4	0	2	Pittsburgh	.313	16	5	0	3
.176	17	3	0	0	St. Louis	.139	36	5	0	0
.200	50	10	1	4	Totals vs. East	.189	74	14	2	6
.071	14	1	0	0	Atlanta	.120	25	3	0	0
.435	23	10	0	4	Cincinnati	.387	31	12	0	4
—	—	—	—	—	Houston	—	—	—	—	—
.250	20	5	0	3	Los Angeles	.310	29	9	0	3
.077	13	1	0	0	San Diego	.160	25	4	0	0
.125	16	2	0	1	San Francisco	.211	38	8	0	2
.221	86	19	0	8	Totals vs. West	.243	148	36	0	9

1991 Batting Breakdown

	AVG.	AB	H	HR	RBI		AVG.	AB	H	HR	RBI
Season	.213	136	29	1	12	April	.263	57	15	1	6
Home	.243	70	17	0	6	May	.184	76	14	0	6
Road	.182	66	12	1	6	June	.000	3	0	0	0
Day	.125	32	4	0	2	July	—	—	—	—	—
Night	.240	104	25	1	10	August	—	—	—	—	—
vs. RHP	.204	103	21	1	8	Sept/Oct.	—	—	—	—	—
vs. LHP	.242	33	8	0	4	Before ASG	.213	136	29	1	12
						After ASG	—	—	—	—	—

KARL RHODES GAME HIGHS

- Most Hits: 3 (twice)—last, April 22, 1991 vs. Cincinnati
- Most Home Runs: 1 (twice)—last, April 30, 1991 at Chicago
- Most RBI: 2 (twice)—last, May 20, 1991 vs. Los Angeles
- Most Stolen Bases: 2, September 12, 1990 at Cincinnati
- Longest Hitting Streak: 4 (twice)—last, April 8-12, 1991

RHODES' "MULTIPLE" GAMES

	HITS	RBI
2 in a Game	10	2
3 in a Game	2	0

RHODES' CAREER FIELDING

	PO	A	E	PCT.
Outfield	148	6	7	.957



CURT SCHILLING

#19 - Righthanded Pitcher

BIRTHDATE: November 14, 1966

1992 OPENING DAY AGE: 25

BIRTHPLACE: Anchorage, AK

HOME: Houston, TX

BATS: Right

THROWS: Right

HEIGHT: 6-4

WEIGHT: 215

M.L. SERVICE: 1.134

CONTRACT STATUS: Signed through 1992

HOW OBTAINED: Acquired from Baltimore with pitcher Pete Harnisch and outfielder Steve Finley on January 10, 1991, in exchange for infielder Glenn Davis.

1991 SEASON

Finished second on the club with 56 appearances and eight saves, both career-bests.

- opened the year as the closer after a stellar spring...was 2-0 with an 0.66 ERA and one save in 10 spring outings.
- saved the Astros first win on April 11 at Cincinnati, and singled off Rob Dibble in his first major league at-bat to drive in an insurance run.
- converted five of his first six save opportunities.
- had a combined 5.48 ERA in May and June and was optioned to Tucson on June 26 when Xavier Hernandez was activated off the DL.
- was 0-1 with a 3.42 ERA and three saves in 13 games for the Toros.
- recalled to Houston on August 2 when Jim Clancy was traded to Atlanta.
- was not involved in any decisions after his return to Houston, but did post a 2.98 ERA with three saves in 28 games.
- fanned five on September 29 vs. Atlanta, a career-high.
- gave up only two home runs in 75.2 innings, none in 47 innings at the Astrodome.

MAJOR LEAGUE CAREER

Opened the year at Rochester in 1990, but was recalled to Baltimore on June 29.

- made his first appearance that day and picked up his first major league save with 2.1 scoreless innings at Minnesota.
- earned his first major league win on July 11 vs. Kansas City.
- did not allow a run in 20 of his first 23 appearances, including a stretch of 20 scoreless innings from July 27-September 1...went 0-2 with a 6.75 ERA in his last 12 games.

Called up to the Orioles in September of 1989 after leading the International League in innings (185.1), and tying for the league lead in wins (13), starts (27), complete games (9) and shutouts (3).

Was traded to the Orioles from Boston during the 1988 season and made the jump from Double A to the majors.

- made his major league debut against his former organization on September 7 (no-decision)...his last three starts for the Orioles...was a combined 13-7 in 28 Double A games before his promotion, including a 12-3 record in his last 18 starts.

MINOR LEAGUE HIGHLIGHTS

Led the South Atlantic League in strikeouts (189) and losses (15), was third in innings (184) and fourth in complete games at Greensboro in 1987.

Led Elmira with a 2.59 ERA in 1986.

PERSONAL/MISCELLANEOUS

His family moved from Alaska to Phoenix when he was five years old.

- graduated from Shadow Mountain (AZ) High and attended Yavapai (AZ) JC... helped lead Yavapai to a third-place finish in the JUCO World Series in 1985.
- makes his home in Houston in the off-season.
- a World War II history buff who contributes articles to "Fire for Effect", a national newsletter for fans of military board games.

SCHILLING'S CAREER TRANSACTIONS

- Selected by Boston in the second round of the January 1986 draft.
- Acquired by Baltimore along with Brady Anderson for Mike Boddicker on July 30, 1988.
- Acquired by Houston along with Pete Harnisch and Steve Finley on January 10, 1991, in exchange for Glenn Davis.

CURTIS MONTAGUE SCHILLING

YEAR	CLUB	W-L	ERA	G	GS	CG	SHO	SV	IP	H	R	ER	BB	SO
1986	Elmira	7-3	2.59	16	15	2	1	0	93.2	92	34	27	30	75
1987	Greensboro	8-15*	3.82	29	28	7	3	0	184.0	179	96	78	65	*189
1988	New Britain	8-5	2.97	21	17	4	1	0	106.0	91	44	35	40	62
	Charlotte	5-2	3.18	7	7	2	1	0	45.1	36	19	16	23	32
	Baltimore	0-3	9.82	4	4	0	0	0	14.2	22	19	16	10	4
1989	Rochester	+13-11	3.21	27	+27	+9	-3	0	*185.1	176	76	66	59	109
	Baltimore	0-1	6.28	5	1	0	0	0	8.2	10	6	6	3	6
1990	Rochester	4-4	3.92	15	14	1	0	0	87.0	95	46	38	25	83
	Baltimore	1-2	2.54	35	0	0	0	3	46.0	38	13	13	19	32
1991	Tucson	0-1	3.42	13	0	0	0	3	23.2	16	9	9	12	21
	Houston	3-5	3.81	56	0	0	0	8	75.2	79	35	32	39	71
MINOR LEAGUE TOTALS		45-41	3.34	128	108	25	9	3	725.0	685	324	269	254	571
AL TOTALS		1-6	4.54	44	5	0	0	3	69.1	70	38	35	32	42
NL TOTALS		3-5	3.81	56	0	0	0	8	75.2	79	35	32	39	71
MAJOR LEAGUE TOTALS		4-11	4.15	100	5	0	0	11	145.0	149	73	67	71	113

MAJOR LEAGUE HITTING TOTALS	AVG.	AB	H	HR	RBI
1991	.333	3	1	0	1

Versus the National League

1991							Career						
W-L	ERA	G	IP	H	ER	CLUB	W-L	ERA	G	IP	H	ER	
0-0	0.00	3	4.0	3	0	Chicago	0-0	0.00	3	4.0	3	0	
1-1	7.50	6	6.0	12	5	Montreal	1-1	7.50	6	6.0	12	5	
1-1	5.14	5	7.0	7	4	New York	1-1	5.14	5	7.0	7	4	
0-0	5.40	3	5.0	6	3	Philadelphia	0-0	5.40	3	5.0	6	3	
0-1	40.50	2	0.2	2	3	Pittsburgh	0-1	40.50	2	0.2	2	3	
0-1	9.00	3	4.0	11	4	St. Louis	0-1	9.00	3	4.0	11	4	
2-4	6.41	22	26.2	41	19	Totals vs. East	2-4	6.41	22	26.2	41	19	
0-0	4.22	8	10.2	8	5	Atlanta	0-0	4.22	8	10.2	8	5	
0-0	1.00	6	9.0	5	1	Cincinnati	0-0	1.00	6	9.0	5	1	
						Houston							
0-0	2.70	5	6.2	3	2	Los Angeles	0-0	2.70	5	6.2	3	2	
1-0	0.82	9	11.0	11	1	San Diego	1-0	0.82	9	11.0	11	1	
0-1	3.09	6	11.2	11	4	San Francisco	0-1	3.09	6	11.2	11	4	
1-1	2.39	34	49.0	38	13	Totals vs. West	1-1	2.39	34	49.0	38	13	

1991 Pitching Breakdown

	W-L	ERA	G	IP	H	ER		W-L	ERA	G	IP	H	ER
Season	3-5	3.81	56	75.2	79	32	April	0-1	3.75	8	12.0	11	5
Home	3-3	3.64	32	47.0	50	19	May	1-2	5.11	12	12.1	20	7
Road	0-2	4.08	24	28.2	29	13	June	2-2	6.00	8	9.0	10	6
Day	0-1	4.15	11	17.1	15	8	July						
Night	3-4	3.70	45	58.1	64	24	August	0-0	3.10	13	20.1	20	7
Starter							Sept/Oct.	0-0	2.86	15	22.0	18	7
Reliever	3-5	3.81	56	75.2	79	32	Before ASG	3-5	4.86	28	33.1	41	18
							After ASG	0-0	2.98	28	42.1	38	14

CURT SCHILLING GAME HIGHS

Longest Winning Streak: 2, May 24-June 6, 1991
Longest Losing Streak: 3 (twice)—last, April 21-May 15, 1991
Most Strikeouts: 5, September 29, 1991 vs. Atlanta
Most Walks: 5, September 7, 1988 vs. Boston
Innings (starter): 7.0, September 7, 1988 vs. Boston
Innings (relief): 3.1, July 22, 1990 vs. Chicago (AL)

SCHILLING'S CAREER FIELDING

	PO	A	E	PCT.
Pitcher	8	8	1	.941



SCOTT SERVAIS

#9 - Catcher

BIRTHDATE: June 4, 1967
1992 OPENING DAY AGE: 24
BIRTHPLACE: LaCrosse, WI
HOME: Coon Valley, WI
BATS: Right **THROWS:** Right
HEIGHT: 6-2 **WEIGHT:** 195
M.L. SERVICE: 0.088
CONTRACT STATUS: Signed through 1992
HOW OBTAINED: Selected by the Astros in the third round of the June 1988 draft.

1991 SEASON

Began the year at Tucson, but joined the Astros in mid-July.

- made a push for a promotion to Houston by hitting .324 in 60 games at Tucson... hit .381 in the first 38 games and was one of the top 10 hitters in the PCL over the first half of the season.
- was recalled by the Astros on July 10 when Carl Nichols was outrighted to Tucson.
- made his major league debut as a pinch-hitter at Wrigley Field on July 12, and his first start against the Cubs at the Astrodome on July 21...drove in his first run with a ground out against the Pirates on July 27.
- fractured the fifth metacarpal bone in his right hand when it was struck by a foul tip on August 3...on the 15-day DL from August 4-September 7.
- was 0x22 in the majors before he picked up his first hit, a single off Don Robinson of the Giants, at the Astrodome on September 23...doubled in his next at-bat for his first multi-hit game.
- had six hits in his last 19 at-bats (.315), including three against the Braves on October 6 in the season's final game.
- had a pair of two-RBI games, September 30 at San Francisco and October 6 at Atlanta.

MINOR LEAGUE HIGHLIGHTS

Reached the Triple A level with Tucson in 1990, just his second season as a professional.

- jumped off to a solid start, hitting .257 in the first 21 games...after committing three errors in his first 88 chances (.966), he made only six in the final 437 (.986).

Began his pro career at Osceola in 1989 and earned a promotion to Columbus at mid-season.

- hit .206 in his first month as a pro, but rebounded to hit .300 in May and earn a promotion to Double A.
- hit .318 in his first 14 games at Columbus, but only .162 in July...finished strong, hitting .253 in August.

PERSONAL/MISCELLANEOUS

A three-year starter at Creighton (NE) University.

- a veteran of international competition...won a gold medal in Seoul as a member of the 1988 U.S. Olympic Team, and a silver medal with Team USA in 1987 at the Pan American Games in Indianapolis.
- serves as an Athlete Representative to the United States Baseball Federation.
- played with Magallanes, Venezuela, this past winter and batted .295 in 50 games.
- he and wife Jill make their off-season home in Coon Valley, WI.

SERVAIS' CAREER TRANSACTIONS

- Selected by New York (NL) in the second round of the June 1985 draft.
- Selected by Houston in the third round of the June 1988 draft.
- On disabled list, August 4-September 7, 1991 (right hand).

SCOTT DANIEL SERVAIS

YEAR	CLUB	AVG.	G	AB	R	H	2B	3B	HR	RBI	BB	SO	SB
1988													
				Did Not Play - Olympic Team Member									
1989	Osceola	.268	46	153	16	41	9	0	2	23	16	35	0
	Columbus	.237	63	198	20	47	5	0	1	22	19	42	0
1990	Tucson	.218	89	303	37	66	11	3	5	37	18	61	0
1991	Tucson	.324	60	219	34	71	12	0	2	27	13	19	0
	Houston	.162	16	37	0	6	3	0	0	6	4	8	0
MINOR LEAGUE TOTALS		.258	258	873	107	225	37	3	10	109	66	157	0
MAJOR LEAGUE TOTALS		.162	16	37	0	6	3	0	0	6	4	8	0

Career Pinch Hitting (1991 totals): .000, 2-0-0-0 (.000, 2-0-0-0)

Versus the National League

1991					Career					
AVG.	AB	H	HR	RBI	CLUB	AVG.	AB	H	HR	RBI
.000	3	0	0	0	Chicago	.000	3	0	0	0
—	—	—	—	—	Montreal	—	—	—	—	—
—	—	—	—	—	New York	—	—	—	—	—
—	—	—	—	—	Philadelphia	—	—	—	—	—
.000	6	0	0	1	Pittsburgh	.000	6	0	0	1
.000	1	0	0	0	St. Louis	.000	1	0	0	0
.000	10	0	0	1	Totals vs. East	.000	10	0	0	1
.750	4	3	0	2	Atlanta	.750	4	3	0	2
.000	5	0	0	0	Cincinnati	.000	5	0	0	0
—	—	—	—	—	Houston	—	—	—	—	—
.000	6	0	0	1	Los Angeles	.000	6	0	0	1
—	—	—	—	—	San Diego	—	—	—	—	—
.250	12	3	0	2	San Francisco	.250	12	3	0	2
.222	27	6	0	5	Totals vs. West	.222	27	6	0	5

1991 Batting Breakdown

	AVG.	AB	H	HR	RBI		AVG.	AB	H	HR	RBI
Season	.162	37	6	0	6	April	—	—	—	—	—
Home	.143	14	2	0	2	May	—	—	—	—	—
Road	.174	23	4	0	4	June	—	—	—	—	—
Day	.167	18	3	0	2	July	.000	10	0	0	0
Night	.158	19	3	0	4	August	.000	3	0	0	0
vs. RHP	.167	30	5	0	5	Sept/Oct.	.250	24	6	0	4
vs. LHP	.143	7	1	0	1	Before ASG	—	—	—	—	—
						After ASG	.162	37	6	0	6

SCOTT SERVAIS GAME HIGHS

- Most Hits: 3, October 6, 1991 at Atlanta
- Most Home Runs: No major league home runs
- Most RBI: 2 (twice)—last, October 6, 1991 at Atlanta
- Most Stolen Bases: No major league stolen bases
- Longest Hitting Streak: 2, September 23-30, 1991

SERVAIS' "MULTIPLE" GAMES

	HITS	RBI
2 in a Game	1	2
3 in a Game	1	0

SERVAIS' CAREER FIELDING

	PO	A	E	PB	PCT.
Catcher	77	4	1	0	.988



MIKE SIMMS

#22 - Outfielder

BIRTHDATE: January 12, 1967

1992 OPENING DAY AGE: 25

BIRTHPLACE: Orange, CA

HOME: Houston, TX

BATS: Right **THROWS:** Right

HEIGHT: 6-4 **WEIGHT:** 185

M.L. SERVICE: 0.118

CONTRACT STATUS: Signed through 1992

HOW OBTAINED: Selected by the Astros in the sixth round of the June 1985 draft.

1991 SEASON

Made the shift from first base to the outfield and spent the last half of the year with the Astros.

- opened the season at Tucson and hit .246 with 15 homers and 59 RBI in 85 games before he was recalled on July 10...15 homers were two more than he hit in 124 games at Tucson in 1990...hit his 100th minor league homer on May 21 at Calgary.
- played 30 games at first and 48 in the outfield for the Toros.
- made 38 starts in rightfield with the Astros, including 21 consecutive starts from July 24-August 28.
- hit safely in a career-best, four straight games from August 16-20, including three, two-hit games.
- on August 4 vs. Los Angeles, he participated in his second triple play...he caught an Alfredo Griffin fly ball in foul territory and threw out Mike Sharperson trying to move from second to third...Ken Caminiti then threw out Stan Javier, who was trying to move from first base to second...was at first base at Atlanta on September 12, 1990 when Francisco Cabrera grounded into an around-the-horn, 5-4-3 triple play.
- homered at Dodger Stadium on August 16 off Jim Gott, at the Astrodome on September 29 as a pinch hitter off Steve Avery, and at Atlanta on October 6 off Charlie Leibrandt...three of his four career homers have been against the Braves.

MAJOR LEAGUE CAREER

Reached the majors for the first time in **1990** after swatting a career-high 34 doubles and matching his career-best with a .273 average at Tucson.

- contract was recalled by Houston on September 4 and made his major league debut as a pinch-hitter the next night at San Diego...struck out against the Padres Craig Lefferts in his first at-bat.
- first major league hit was a single off Tim Layana in the 13th inning to drive in the winning run at Cincinnati on September 12.
- made his starting debut at Atlanta on September 21 and went 3x5, including his first major league homer off Kent Mercker in the top of the 10th to win the game.

MINOR LEAGUE HIGHLIGHTS

Led Columbus with 81 RBI and finished second to Eric Anthony with 20 homers in **1989**.

- missed all but four games in May with a sprained finger on his left hand.

Named to the Florida State League All-Star team in **1988** after setting an Osceola club record with 16 homers and leading the team with 73 RBI.

- named the second-best major league prospect in the FSL by Baseball America.

Set a South Atlantic League record with 39 homers at Asheville in **1987**, breaking the old mark of 35 set by Luis Lagunas in 1966.

- added to his totals by hitting .500 (9x18) with three homers and 10 RBI in the post-season as Asheville lost to Myrtle Beach in the finals.

Spent his first two pro seasons at Sarasota of the Gulf Coast League...missed most of the first year after tearing ligaments in his right ankle.

PERSONAL/MISCELLANEOUS

Single and makes his off-season home in Houston.

- turned down scholarship offers from Arizona State and Loyola Marymount to sign with the Astros.
- played for Ponce in Puerto Rico over the winter and led the league with nine homers and 32 RBI while hitting .255.

SIMMS' CAREER TRANSACTIONS

- Selected by Houston in the sixth round of the June 1985 draft.
- On the disabled list, May 11-28, 1989 (left hand).

MICHAEL HOWARD SIMMS

YEAR	CLUB	AVG.	G	AB	R	H	2B	3B	HR	RBI	BB	SO	SB
1985	Sarasota	.271	21	70	10	19	2	1	3	18	6	26	0
1986	Sarasota	.260	54	181	33	47	14	1	4	37	22	48	2
1987	Asheville	.273	133	469	93	128	19	0	39	100	73	167	7
1988	Osceola	.243	123	428	63	104	19	1	16	73	76	130	9
1989	Columbus	.257	109	378	64	97	21	3	20	81	66	110	12
1990	Tucson	.273	124	421	75	115	34	5	13	72	74	135	3
	Houston	.308	12	13	3	4	1	0	1	2	0	4	0
1991	Tucson	.246	85	297	53	73	20	2	15	59	36	94	2
	Houston	.203	49	123	18	25	5	0	3	16	18	38	1
MINOR LEAGUE TOTALS		.260	649	2244	391	583	114	13	110	440	353	710	35
MAJOR LEAGUE TOTALS		.213	61	136	21	29	6	0	4	18	18	42	1

Career Pinch Hitting (1991 totals): .077, 13-1-1-2 (.125, 8-1-1-2)

Versus the National League

1991						Career				
AVG.	AB	H	HR	RBI	CLUB	AVG.	AB	H	HR	RBI
.000	3	0	0	0	Chicago	.000	3	0	0	0
.000	7	0	0	1	Montreal	.000	7	0	0	1
.167	6	1	0	0	New York	.167	6	1	0	0
.000	7	0	0	1	Philadelphia	.000	7	0	0	1
.333	12	4	0	3	Pittsburgh	.333	12	4	0	3
.083	12	1	0	0	St. Louis	.083	12	1	0	0
.128	47	6	0	5	Totals vs. East	.128	47	6	0	5
.211	19	4	2	4	Atlanta	.269	26	7	3	5
.000	0	0	0	1	Cincinnati	.333	3	1	0	2
—	—	—	—	—	Houston	—	—	—	—	—
.348	23	8	1	3	Los Angeles	.348	23	8	1	3
.167	24	4	0	1	San Diego	.148	27	4	0	1
.300	10	3	0	2	San Francisco	.300	10	3	0	2
.250	76	19	3	11	Totals vs. West	.258	89	23	4	13

1991 Batting Breakdown

	AVG.	AB	H	HR	RBI		AVG.	AB	H	HR	RBI
Season	.203	123	25	3	16	April	—	—	—	—	—
Home	.194	72	14	1	9	May	—	—	—	—	—
Road	.216	51	11	2	7	June	—	—	—	—	—
Day	.219	32	7	2	8	July	.185	27	5	0	3
Night	.198	91	18	1	8	August	.239	71	17	1	8
vs. RHP	.197	71	14	1	7	Sept/Oct.	.120	25	3	2	5
vs. LHP	.212	52	11	2	9	Before ASG	—	—	—	—	—
						After ASG	.203	123	25	3	16

MIKE SIMMS GAME HIGHS

- Most Hits: 3, September 21, 1990 at Atlanta
- Most Home Runs: 1 (4 times)—last, October 6, 1991 at Atlanta
- Most RBI: 2 (twice)—last, October 6, 1991 at Atlanta
- Most Stolen Bases: 1, July 28, 1991 vs. Pittsburgh
- Longest Hitting Streak: 4, August 16-20, 1991

SIMMS' "MULTIPLE" GAMES

	HITS	RBI
2 in a Game	5	2
3 in a Game	1	0

SIMMS' CAREER FIELDING

	PO	A	E	PCT.
First Base	20	1	0	1.000
Outfield	44	4	6	.889



RICHIE SIMON

#45 - Righthanded Pitcher

BIRTHDATE: November 29, 1965

1992 OPENING DAY AGE: 26

BIRTHPLACE: Brooklyn, NY

HOME: Brooklyn, NY

BATS: Right **THROWS:** Right

HEIGHT: 6-2 **WEIGHT:** 200

M.L. SERVICE: 0.000

CONTRACT STATUS: Signed through 1992

HOW OBTAINED: Selected by the Astros in the sixth round of the June 1986 draft.

1991 SEASON

Finished third in the Texas League with 20 saves in his first experience as a closer.

- opened the year as a middle reliever and had just three saves in his first 20 appearances and five in his first 28...earned saves in six consecutive appearances from August 9-22.
- was 2-0 with a 2.19 ERA and 10 saves in 29 games at home, 2-2 with a 2.16 ERA and 10 saves in 27 games on the road.

MINOR LEAGUE HIGHLIGHTS

Finished second with 49 appearances at Columbus in **1990** after making the switch from starter to reliever.

- had made 84 consecutive starts before moving to the bullpen at the start of the year.

Limited to 19 starts at Osceola in **1989** due to a fractured right index finger.

Won a career-best 11 games between Asheville and Osceola in **1988**...won nine games at Asheville to finish second on the squad.

Ranked third in the New York-Penn League in **1987** with eight wins and was fourth in the league with 107.2 innings.

Led the starters with a 2.92 ERA at Auburn in **1986**.

PERSONAL/MISCELLANEOUS

Graduated from Grady High in Brooklyn.

- attended Kingsborough CC before transferring to St. Francis College in **1985**...was a teammate of Astros farmhand Bernie Jenkins at St. Francis.
- single and makes his home in Brooklyn, NY.

SIMON'S CAREER TRANSACTIONS

– Selected by Houston in the sixth round of the June 1986 draft.

– On disabled list, July 31-September 18, 1989 (right hand).

RICHARD SIMON

YEAR	CLUB	W-L	ERA	G	GS	CG	SHO	SV	IP	H	R	ER	BB	SO
1986	Auburn	4-6	2.92	15	15	1	0	0	89.1	76	35	29	34	54
1987	Auburn	8-2	2.59	16	16	1	1	0	107.2	104	41	31	43	80
	Osceola	1-3	4.76	5	5	0	0	0	22.2	30	25	15	23	17
1988	Asheville	9-9	3.32	23	23	6	1	0	149.0	144	71	55	53	100
	Osceola	2-2	2.81	6	6	3	1	0	41.2	38	18	13	16	19
1989	Osceola	6-8	3.79	19	19	1	0	0	121.0	126	60	51	33	66
1990	Columbus	5-2	3.32	49	1	0	0	2	86.2	88	41	32	34	59
1991	Jackson	4-2	2.18	56	0	0	0	20	70.1	55	23	17	30	54
MINOR LEAGUE TOTALS		39-34	3.18	189	85	12	3	22	688.1	661	314	243	266	449



EDDIE TAUBENSEE

#6 - Catcher

BIRTHDATE: October 31, 1968

1992 OPENING DAY AGE: 23

BIRTHPLACE: Beeville, TX

HOME: Longwood, FL

BATS: Left **THROWS:** Right

HEIGHT: 6-4 **WEIGHT:** 205

M.L. SERVICE: 0.062

CONTRACT STATUS: Signed through 1992

HOW OBTAINED: Acquired from Cleveland along with pitcher Willie Blair on December 10, 1991, in exchange for Kenny Lofton and Dave Rohde.

1991 SEASON

Reached the major leagues after joining the Indians just before the start of the year.

- was part of three organizations since the end of the 1989 season....originally signed by the Reds, but was selected by the A's in the Rule 5 draft at the 1990 Winter Meetings...was claimed off waivers by the Indians near the end of spring training in 1991.
- hit .321 in his first 24 games at Colorado Springs and was recalled by the Indians on May 16...made his major league debut on May 18 vs. Oakland.
- appeared in eight games, four starts, and went hitless in 13 at-bats before he was optioned back to Colorado Springs on June 11.
- hit .339 in June after his return, including five home runs...had a pair of two-homer games, June 27 at Albuquerque and July 25 vs. Las Vegas...went 5x5 vs. Las Vegas on July 25.
- average dipped below .300 for 10 days near the end of the year, but finished at .310 after going 9x14 in the last four games...was 7x15 as a pinch-hitter at Colorado Springs.
- recalled by Cleveland on September 5...made 16 starts after his return...after going 23 at-bats without a hit, he collected his first major league hit by singling off Bill Gullickson at Detroit on September 23.
- went on to hit in nine straight games (.500; 14x28) with two doubles, one triple and five RBI...hit .302 (16x53) after his return to the majors.

MINOR LEAGUE HIGHLIGHTS

Named to the Midwest League All-Star team at Cedar Rapids in 1990 after hitting .259 with a career-best 16 home runs.

Combined for 11 homers at Cedar Rapids and Chattanooga in 1989.

Earned a spot on the South Atlantic League All-Star team after hitting .258 with 10 homers and 41 RBI in 1988.

Selected as the fourth-best prospect in the Pioneer League by *Baseball America* in 1987.

Hit .196 in 35 games as a 17-year-old rookie catcher at Sarasota.

PERSONAL/MISCELLANEOUS

Graduated from Lake Howell (FL) High in 1986...makes his home in Longwood, FL.

TAUBENSEE'S CAREER TRANSACTIONS

- Selected by Cincinnati in the sixth round of the June 1986 draft.
- Selected by Oakland in the December 1990 Rule 5 draft.
- Claimed on waivers by Cleveland on April 4, 1991.
- Acquired by Houston along with Willie Blair on December 10, 1991, in exchange for Kenny Lofton and Dave Rohde.

EDWARD KENNETH TAUBENSEE

YEAR	CLUB	AVG.	G	AB	R	H	2B	3B	HR	RBI	BB	SO	SB
1986	Sarasota	.196	35	107	8	21	3	0	1	11	11	33	0
1987	Billings	.165	55	162	24	43	7	0	5	28	25	47	2
1988	Greensboro	.258	103	330	36	85	16	1	10	41	44	93	8
	Chattanooga	.167	5	12	2	2	0	0	1	1	3	4	0
1989	Cedar Rapids	.199	59	196	25	39	5	0	8	22	25	55	4
	Chattanooga	.189	45	127	11	24	2	0	3	13	11	28	0
1990	Cedar Rapids	.259	122	417	57	108	22	1	16	62	51	98	11
1991	Colorado Springs	.310	91	287	53	89	23	3	13	39	31	61	0
	Cleveland	.242	26	66	5	16	2	1	0	8	5	16	0
MINOR LEAGUE TOTALS		.251	515	1638	216	411	78	5	57	217	201	419	25
AL TOTALS		.242	26	66	5	16	2	1	0	8	5	16	0
MAJOR LEAGUE TOTALS		.242	26	66	5	16	2	1	0	8	5	16	0

Career Pinch Hitting (1991 totals): .000, 2-0-0-0 (.000, 2-0-0-0)

1991 Batting Breakdown

	AVG.	AB	H	HR	RBI		AVG.	AB	H	HR	RBI
Season	.242	66	16	0	8	April	—	—	—	—	—
Home	.200	40	8	0	5	May	.000	10	0	0	0
Road	.308	26	8	0	3	June	.000	3	0	0	0
Day	.192	26	5	0	3	July	—	—	—	—	—
Night	.275	40	11	0	5	August	—	—	—	—	—
vs. RHP	.214	56	12	0	8	Sept/Oct.	.302	53	16	0	8
vs. LHP	.400	10	4	0	0	Before ASG	.000	13	0	0	0
						After ASG	.302	53	16	0	8

EDDIE TAUBENSEE GAME HIGHS

- Most Hits: 3, September 29, 1991 vs. New York (AL)
- Most Home Runs: No major league home runs
- Most RBI: 3, September 29, 1991 vs. New York (AL)
- Most Stolen Bases: No major league stolen bases
- Longest Hitting Streak: 9, September 23-October 1, 1991

TAUBENSEE'S "MULTIPLE" GAMES

	HITS	RBI
2 in a game	3	2
3 in a game	1	1

TAUBENSEE'S CAREER FIELDING

	PO	A	E	PB	PCT.
Catcher	89	6	2	4	.979



EDDIE TUCKER

#20 - Catcher

BIRTHDATE: November 18, 1966
1992 OPENING DAY AGE: 25
BIRTHPLACE: Greenville, MS
HOME: Greenville, MS
BATS: Right **THROWS:** Right
HEIGHT: 6-2 **WEIGHT:** 205
M.L. SERVICE: 0.000
CONTRACT STATUS: Signed through 1992
HOW OBTAINED: Claimed off waivers from San Francisco on September 25, 1991.

1991 SEASON

Led Texas League catchers with a .995 fielding average and 70 assists, while hitting a career-best .284 for league champion Shreveport.

- committed four errors in 748 chances, including only two in his first 582...had a stretch of 67 consecutive errorless games from April 25-July 18...played 106 games at catcher and made one start at third base (June 19 at Tulsa).

- hit better than .250 in each month of the season, including .352 in July (19x74).
- never went more than four games without a hit...had a 13-game hitting streak from July 7-24 that boosted his average from .259 to .285.

MINOR LEAGUE HIGHLIGHTS

Drove in a career-best 71 runs at San Jose in 1990 while earning a berth in the California League All-Star game.

- threw out a league-high 59 runners trying to steal...caught 84 games and played four more in the outfield.
- played 37 games as DH and drove in 25 runs in those games...ranked fourth in the Cal League with 28 doubles.

Led Clinton in average (.246), hits (103) doubles (20) and walks (48) in 1989.

Named the catcher on the Northwest League's post-season All-Star team in 1988.

PERSONAL/MISCELLANEOUS

Graduated from Washington High in Greenville, MS in 1986.

- attended Delta State (MS) University for three years before he was drafted by the Giants...led his team to a Gulf South League title and a berth in the NCAA Regionals in 1988.
- he and wife Teresa make their home in Greenville, MS.

TUCKER'S CAREER TRANSACTIONS

- Selected by San Francisco in the fifth round of the June 1988 draft.
- Claimed off waivers by Houston on September 25, 1991.

EDDIE JACK TUCKER

YEAR	CLUB	AVG.	G	AB	R	H	2B	3B	HR	RBI	BB	SO	SB
1988	Everett	.261	45	153	25	40	5	0	3	23	30	34	0
1989	Clinton	.246	126	426	44	105	20	2	3	43	58	80	6
1990	San Jose	.280	123	439	59	123	28	2	5	71	71	69	9
1991	Shreveport	.284	110	352	49	100	29	1	4	49	48	57	3
MINOR LEAGUE TOTALS		.269	404	1370	177	368	82	5	15	186	207	240	18



MATT TURNER

#63 - Righthanded Pitcher

BIRTHDATE: February 18, 1967

1992 OPENING DAY AGE: 25

BIRTHPLACE: Lexington, KY

HOME: Lexington, KY

BATS: Right **THROWS:** Right

HEIGHT: 6-5 **WEIGHT:** 215

M.L. SERVICE: 0.000

CONTRACT STATUS: Signed through 1992

HOW OBTAINED: Acquired from Atlanta along with a player to be named on July 31, 1991, for Jim Clancy. Pitcher Earl Sanders named on November 15, 1991.

1991 SEASON

Was a combined 2-4 with a 4.50 ERA at Richmond and Tucson.

- opened the year on the DL at Richmond after suffering from a virus during the spring...returned to action on May 21 and picked up two saves in his first three outings.
- struck out a season-high five in 2.1 innings vs. Omaha on May 27.
- suffered his only loss with Tucson in his first appearance with the Toros on August 3...fanned four in four innings vs. Las Vegas on August 9 to earn his only save.
- was the winning pitcher as Tucson claimed the PCL title with a 4-3 victory in Game Five...fanned 12 and allowed just one hit in 6.1 scoreless innings of post-season play (3 games).

MINOR LEAGUE HIGHLIGHTS

In 1990, Turner split time between Greenville and Richmond.

- earned a career-best four saves at Greenville and added two others in his stint at Richmond...started on June 25 at Richmond, giving up three earned runs in five innings.

In 1989, he finished second in the Carolina League with a 2.44 ERA and third with 53 appearances...struck out a career-best 114.

Was a combined 2-3 in 14 games at Burlington and Sumter in 1988.

In 1987, he fanned 102 in only 94 innings at Sumter.

In 1986, he fanned 48 in 49 innings in his pro debut.

PERSONAL/MISCELLANEOUS

He and wife Roni make their home in Lexington, KY in the off-season.

- graduated from Lafayette High in Lexington, KY and attended Middle Georgia College before signing as a non-drafted free agent by the Braves.

TURNER'S CAREER TRANSACTIONS

- Signed by Atlanta as a non-drafted free agent on May 21, 1986.
- On disabled list April 10-May 17, 1991 (virus).
- Acquired by Houston along with a player to be named on July 31, 1991, in exchange for Jim Clancy. Earl Sanders named on November 15, 1991.

WILLIAM MATHEW TURNER

YEAR	CLUB	W-L	ERA	G	GS	CG	SHO	SV	IP	H	R	ER	BB	SO
1986	Pulaski	1-3	4.62	18	5	0	0	2	49.0	55	36	25	28	48
1987	Sumter	2-3	4.71	39	9	0	0	0	94.0	91	61	49	48	102
1988	Burlington	1-3	6.55	7	6	0	0	0	34.0	43	27	25	16	26
	Sumter	1-0	4.60	7	0	0	0	0	16.0	17	8	8	3	7
1989	Durham	9-9	2.44	53	3	0	0	1	118.0	95	38	32	47	114
1990	Greenville	6-4	2.66	40	0	0	0	4	67.2	59	25	20	29	60
	Richmond	2-3	3.86	22	1	0	0	2	42.0	44	20	18	16	36
1991	Richmond	1-3	4.75	23	0	0	0	5	36.0	33	21	19	20	33
	Tucson	1-1	4.15	13	0	0	0	1	26.0	27	12	12	14	25
MINOR LEAGUE TOTALS		24-29	3.88	222	24	0	0	15	482.2	464	248	208	221	451



BRIAN WILLIAMS

#53 - Righthanded Pitcher

BIRTHDATE: February 15, 1969

1992 OPENING DAY AGE: 23

BIRTHPLACE: Lancaster, SC

HOME: Columbia, SC

BATS: Right **THROWS:** Right

HEIGHT: 6-2 **WEIGHT:** 195

M.L. SERVICE: 0.023

CONTRACT STATUS: Signed through 1992

HOW OBTAINED: Selected by the Astros as a compensation pick following the first round of the June 1990 draft. Pick was awarded when the Giants signed free agent outfielder Kevin Bass.

1991 SEASON

Made four stops as he made the jump from the Class A ranks to the majors in his first full season of professional baseball.

- opened the year at Class A Osceola and was 6-4 with a 2.91 ERA in 15 starts.
- was 1-3 with a 4.96 ERA after his first seven starts, but earned his promotion to Jackson by winning five of his last six decisions, and posting a 1.39 ERA over his last eight starts.
- moved to Double A on July 12 and won his first start that night against Wichita... was 2-1 with a 4.20 ERA in his three starts before he was sent to Tucson.
- joined the Triple A Toros on July 27 and made his first start the next night at Portland...gave up seven runs in four innings to take the loss, his only decision in seven starts for Tucson.

- posted a 3.67 ERA in his last six starts to lower his Tucson mark to 4.93.
- was 0-2 with a 3.65 ERA in a pair of playoff starts for Tucson as the Toros won the PCL title.
- his contract was purchased by Houston on September 14.
- made his major league debut on September 16 at San Diego...hurled six scoreless innings, but gave up a three-run homer to Thomas Howard in the seventh to take a 3-0 loss.
- made one other start, September 24 vs. San Francisco...was ejected in the sixth inning after hitting Matt Williams with a pitch.
- injured a toe while running in the outfield before his next scheduled start and did not make another appearance.

MINOR LEAGUE HIGHLIGHTS

Made only three starts at Auburn in 1990 after signing with the Astros.

Was 2-0 with a 1.97 ERA in seven games at the Fall Instructional League.

PERSONAL/MISCELLANEOUS

Selected by the Pirates in the third round of the June 1987 draft as a shortstop...was the highest drafted player not to sign that year.

- elected to attend the University of South Carolina where he played every position, except second base and catcher.
- was 14-8 with 277 strikeouts in 223.2 innings as a pitcher, and hit .309 with 17 homers in three years at USC.
- made Team USA as an outfielder in 1989 and hit .303 with three homers and 26 RBI while touring Cuba and Latin American that summer.
- is single and lives in Columbia, SC, in the off-season where he continues work on his degree from South Carolina in retailing.

WILLIAMS' CAREER TRANSACTIONS

- Selected by Pittsburgh in the third round of the June 1987 draft.
- Selected by Houston as a compensation pick between first and second rounds of the June 1990 draft.

BRIAN O. WILLIAMS

YEAR	CLUB	W-L	ERA	G	GS	CG	SHO	SV	IP	H	R	ER	BB	SO
1990	Auburn	0-0	4.05	3	3	0	0	0	6.2	6	5	3	6	7
1991	Osceola	6-4	2.91	15	15	0	0	0	89.2	72	41	29	40	67
	Jackson	2-1	4.20	3	3	0	0	0	15.0	17	8	7	7	15
	Tucson	0-1	4.93	7	7	0	0	0	38.1	39	25	21	22	29
	Houston	0-1	3.75	2	2	0	0	0	12.0	11	5	5	4	4
MINOR LEAGUE TOTALS		8-6	3.61	28	28	0	0	0	149.2	134	79	60	75	118
MAJOR LEAGUE TOTALS		0-1	3.75	2	2	0	0	0	12.0	11	5	5	4	4

MAJOR LEAGUE HITTING TOTALS

1991

AVG.

.000

AB

3

H

0

HR

0

RBI

0

Versus the National League

1991							Career						
W-L	ERA	G	IP	H	ER	CLUB	W-L	ERA	G	IP	H	ER	
---	---	---	---	---	---	Chicago	---	---	---	---	---	---	
---	---	---	---	---	---	Montreal	---	---	---	---	---	---	
---	---	---	---	---	---	New York	---	---	---	---	---	---	
---	---	---	---	---	---	Philadelphia	---	---	---	---	---	---	
---	---	---	---	---	---	Pittsburgh	---	---	---	---	---	---	
---	---	---	---	---	---	St. Louis	---	---	---	---	---	---	
Totals vs. East							---	---	---	---	---	---	
---	---	---	---	---	---	Atlanta	---	---	---	---	---	---	
---	---	---	---	---	---	Cincinnati	---	---	---	---	---	---	
---	---	---	---	---	---	Houston	---	---	---	---	---	---	
---	---	---	---	---	---	Los Angeles	---	---	---	---	---	---	
0-1	3.86	1	7.0	6	3	San Diego	0-1	3.86	1	7.0	6	3	
0-0	3.60	1	5.0	5	2	San Francisco	0-0	3.60	1	5.0	5	2	
0-1	3.75	2	12.0	11	5	Totals vs. West	0-1	3.75	2	12.0	11	5	

1991 Pitching Breakdown

	W-L	ERA	G	IP	H	ER		W-L	ERA	G	IP	H	ER
Season	0-1	3.75	2	12.0	11	5	April	—	—	—	—	—	—
Home	0-0	3.60	1	5.0	5	2	May	—	—	—	—	—	—
Road	0-1	3.86	1	7.0	6	3	June	—	—	—	—	—	—
Day	—	—	—	—	—	—	July	—	—	—	—	—	—
Night	0-1	3.75	2	12.0	11	5	August	—	—	—	—	—	—
Starter	0-1	3.75	2	12.0	11	5	Sept/Oct.	0-1	3.75	2	12.0	11	5
Reliever	—	—	—	—	—	—	Before ASG	—	—	—	—	—	—
							After ASG	0-1	3.75	2	12.0	11	5

BRIAN WILLIAMS GAME HIGHS

Longest Winning Streak: No major league wins
 Longest Losing Streak: 1, September 16, 1991
 Strikeouts: 2 (twice)—last, September 24, 1991 vs. San Francisco
 Walks: 3, September 16, 1991 at San Diego
 Innings (starter): 7.0, September 16, 1991 at San Diego

WILLIAMS' CAREER FIELDING

	PO	A	E	PCT.
Pitcher	1	2	0	1.000



ERIC YELDING

#15 - Infielder

BIRTHDATE: February 22, 1965
1992 OPENING DAY AGE: 27
BIRTHPLACE: Montrose, AL
HOME: Daphne, AL
BATS: Right **THROWS:** Right
HEIGHT: 5-11 **WEIGHT:** 165
M.L. SERVICE: 2.111
CONTRACT STATUS: Signed through 1992
HOW OBTAINED: Claimed on waivers from Chicago (NL) on April 3, 1989.

1991 SEASON

Opened the year as the Astros starting shortstop and remained there for the first four months.

- started fast, hitting safely in the first four games, but finished April with a .191 average...bounced back to hit .306 in May.
- hit his second career homer on May 19 at St. Louis off Ken Hill.
- put together a season-high, five-game hitting streak twice (May 12-17; June 4-8).
- tied his career-high with three RBI vs. Montreal on June 6.
- had a pair of three-hit games.
- optioned to Tucson on July 27.
- hit .393 in his first 11 games with the Toros, but his season came to an end when he was struck in the face by a pitch on August 11.
- suffered a fracture of the left zygom (cheek) bone and left eye orbit rim that required surgery to repair...additionally, he broke his nose when he fell to the ground after being hit by the pitch...underwent further surgery in the off-season to repair a deviated septum.
- was sent to Florida for the last three weeks of Instructional League after being fitted with a special face mask.

MAJOR LEAGUE CAREER

Finished second in the league and third in the majors with 64 steals in 1990.

- his steals total was one shy of matching Gerald Young's 1988 club record...tied a club mark with four steals vs. Pittsburgh on May 23...also led the majors with 25 caught stealing, again just missing Young's 1988 club record of 27.
- team's Player of the Month in May (.307; 11 steals) and July (.304, 12 steals)...reached double figures in steals in each month except April.
- started games at five different positions (all three outfield spots, plus second and short) and also played third base.

- went 535 major league at-bats before he hit his first home run, a solo shot off Rick Mahler at Cincinnati on September 13.

Joined the Astros just before the start of the season after he was claimed on waivers from Chicago on April 3, **1989**.

- had been drafted by the Cubs from Toronto in the Rule 5 major league draft over the winter...by claiming him, the Astros were required to keep him on the major league roster all year or offer him back to the Blue Jays.
- used primarily as a pinch runner, he stole his first major league base on April 22 vs. Cincinnati...beat out a bunt single off Randy Kramer of Pittsburgh on May 20 for his first major league hit (fifth at-bat).
- did not commit an error in 15 games at shortstop (36 chances).

MINOR LEAGUE HIGHLIGHTS

Led the International League in steals (59) and at-bats (556) in **1988**...tied for the league lead in games (138) and runs (69).

- started at shortstop for the American League in the Triple A All-Star game in Buffalo.

Finished third in the South Atlantic League with 73 steals in **1987**.

MVP at Ventura County in **1986** while finishing second in the California League in hits (157) and tying for second with 41 steals.

- was converted to shortstop prior to the season and led league shortstops in games (131), putouts (231) and total chances (573).

Led the Carolina League with 62 steals in **1985**.

PERSONAL/MISCELLANEOUS

Graduated from Fairhope High in Montrose, AL in **1983**.

- attended Chipola JC in Marianna, FL, for one year before signing with the Blue Jays.
- stole 276 bases in 598 games in the Jays farm system.
- cousin Cedric is a guard on the University of South Alabama basketball team.
- he and wife Iris make their home in Daphne, AL.

YELDING'S CAREER TRANSACTIONS

- Selected by Toronto in the first round of the January 1984 draft.
- Selected by Chicago (NL) in the December 1988, Rule 5 draft.
- Claimed on waivers by Houston on April 3, 1989.
- On disabled list, August 12-end of season, 1991 (fractured cheek bone, fractured nose).

ERIC GIRARD YELDING

YEAR	CLUB	AVG.	G	AB	R	H	2B	3B	HR	RBI	BB	SO	SB
1984	Medicine Hat	.309	67	*304	61	94	14	6	4	29	26	46	31
1985	Kinston	.260	135	526	59	137	14	4	2	31	33	70	*62
1986	Ventura County	.280	131	*560	83	157	14	7	4	40	33	84	41
1987	Knoxville	.200	39	150	23	30	6	1	0	7	12	25	10
	Myrtle Beach	.305	88	357	53	109	12	2	1	31	18	30	73
1988	Syracuse	.250	+138	*556	+69	139	15	2	1	38	36	102	*59
1989	Houston	.233	70	90	19	21	2	0	0	9	7	19	11
1990	Houston	.254	142	511	69	130	9	5	1	28	39	87	64
1991	Houston	.243	78	276	19	67	11	1	1	20	13	46	11
	Tucson	.395	11	43	6	17	3	0	0	3	4	4	4
MINOR LEAGUE TOTALS		.274	609	2496	354	683	78	22	12	179	162	361	280
MAJOR LEAGUE TOTALS		.249	290	877	107	218	22	6	2	57	59	152	86

Career Pinch Hitting (1991 totals): .280, 25-7-0-0 (.429, 7-3-0-0).

Former Houston Colt .45 John Paciorek holds the distinction of having the most at-bats of any of the handful of players who have ended their careers with a perfect 1.000 batting average. His lone appearance in the majors came on September 29, 1963 for the Colts against the New York Mets and he went 3-for-3 with three RBI and four runs scored. However, a back injury prevented him from ever returning to the major leagues.

Versus the National League

1991						Career				
AVG.	AB	H	HR	RBI	CLUB	AVG.	AB	H	HR	RBI
.200	35	7	0	1	Chicago	.228	79	18	0	3
.286	21	6	0	3	Montreal	.197	66	13	0	4
.214	28	6	0	3	New York	.341	82	28	0	9
.227	22	5	0	3	Philadelphia	.271	70	19	0	5
.400	30	12	0	5	Pittsburgh	.274	84	23	0	9
.320	25	8	1	3	St. Louis	.219	73	16	1	5
.273	161	44	1	18	Totals vs. East	.258	454	117	1	35
.150	20	3	0	0	Atlanta	.278	90	25	0	8
.194	36	7	0	0	Cincinnati	.213	89	19	1	4
					Houston					
.400	5	2	0	1	Los Angeles	.208	48	10	0	3
.280	25	7	0	1	San Diego	.253	95	24	0	4
.138	29	4	0	0	San Francisco	.228	101	23	0	3
.200	115	23	0	2	Totals vs. West	.239	423	101	1	22

1991 Batting Breakdown

	AVG.	AB	H	HR	RBI		AVG.	AB	H	HR	RBI
Season	.243	276	67	1	20	April	.191	68	13	0	0
Home	.226	137	31	0	10	May	.306	85	26	1	10
Road	.259	139	36	1	10	June	.226	84	19	0	9
Day	.281	64	18	1	6	July	.231	39	9	0	1
Night	.231	212	49	0	14	August	—	—	—	—	—
vs. RHP	.212	179	38	1	15	Sept/Oct.	—	—	—	—	—
vs. LHP	.299	97	29	0	5	Before ASG	.238	252	60	1	19
						After ASG	.292	24	7	0	1

ERIC YELDING GAME HIGHS

Most Hits: 4 (twice)—last, July 25, 1990 at Atlanta
 Most Home Runs: 1 (twice)—last, May 19, 1991 at St. Louis
 Most RBI: 3 (3 times)—last, June 6, 1991 vs. Montreal
 Most Stolen Bases: 4, May 23, 1990 vs. Pittsburgh
 Longest Hitting Streak: 7 (twice)—last June 19-27, 1990

YELDING'S "MULTIPLE" GAMES

	HITS	RBI	SB
2 in a Game	42	3	14
3 in a Game	8	3	2
4 in a Game	2	0	1

YELDING'S CAREER FIELDING

	PO	A	E	PCT.
Second Base	41	50	4	.958
Shortstop	187	289	25	.950
Third Base	0	2	1	.667
Outfield	228	6	10	.934

On July 9, 1968, the first 1-0 game in the history of All-Star competition was played at the Astrodome. The National League scored the only run of the game in the first inning on a single, error, wild pitch and double play. The game, first in the classic series to be played indoors, packed the Astrodome with a crowd of 48,321 fans, who paid a then record total \$383,733 at the gate.



GERALD YOUNG

#2 - Outfielder

BIRTHDATE: October 22, 1964

1992 OPENING DAY AGE: 27

BIRTHPLACE: Tela, Honduras

HOME: Santa Ana, CA

BATS: Switch **THROWS:** Right

HEIGHT: 6-2 **WEIGHT:** 185

M.L. SERVICE: 3.154

CONTRACT STATUS: Signed through 1992

HOW OBTAINED: Acquired from New York (NL) along with Manny Lee and Mitch Cook on September 1, 1984 in exchange for Ray Knight.

1991 SEASON

After opening the year in Tucson, he returned to Houston and served as a reserve outfielder.

- shifted to left field at Tucson to allow Kenny Lofton to play center...hit .304 in 24 games with the Toros.
- recalled to Houston on May 10 when Mark McLemore was placed on the DL.
- made 20 of his 21 starts in centerfield, but also saw action in left and right.
- stole 16 bases to move past Billy Hatcher into eighth on the Astros career chart with 147 steals...had a .762 stolen base percentage (16-of-21), the highest of his career.
- scored six runs and stole five bases in the 19 games in which he entered as a pinch runner.
- hit his third career home run on June 18 at Montreal off Brian Barnes...had his season-high three hits in the same game.
- had planned to play winter ball for Ponce in Puerto Rico, but suffered a dislocated wrist while doing conditioning on October 27...underwent surgery by Dr. Tom Mehlhoff to repair the dislocation and ligament damage.

MAJOR LEAGUE CAREER

Opened the **1990** season with the Astros, but was sent to Tucson in May after hitting just .179 in 30 games.

- ended a string of 1,195 at-bats without a home run when he connected off Bob Ojeda of the Mets on April 28.
- hit .398 in his first 21 games at Tucson and was hitting .385 when he suffered a dislocation of his right middle finger while sliding into second...injury required surgery to free a tendon that was wedged into the finger joint...returned to action in late July and was recalled to Houston in late August.

Had an outstanding defensive year in **1989**.

- led all NL outfielders in fielding percentage (.998), putouts (412), assists (15), total chances (428) and double plays (5).
- finished eighth in the league with 34 steals...had 31 at the break, but knee trouble limited him to three in 12 attempts after...tied his own club record with four steals at Pittsburgh on May 28.

Established club records for steals (65) and caught stealing (27) in **1988**, his first full year in the majors.

- led the club and was tied for third in the league with nine triples...also led the club in walks (66) and tied with Billy Hatcher for the team lead in runs (79).
- went to the Florida Instructional League after the season to improve his bunting...also attended Rod Carew's hitting school for the same purpose.

Made the jump to the majors in **1987** when Billy Hatcher was placed on the DL.

- contract was recalled on July 8...hit only .204 (11x54) in his first 13 games, but hit .350 the rest of the season (77x220) to finish at .321...average was the highest for any rookie with at least 150 at-bats...finished fifth in the voting for Rookie of the Year.
- singled off John Mitchell of the Mets on July 9 for his first major league hit.
- stole his first base on July 10 off Dwight Gooden, his former roommate in the minors...set a club record with four steals at Los Angeles on September 14.
- finished second in the PCL with 43 steals despite playing only half the year at Tucson.

MINOR LEAGUE HIGHLIGHTS

Sparked Columbus to the Southern League title in **1986**, leading the league with 54 steals and the club with 101 runs.

Finished second in the Florida State League in runs (88) in 1985.

Ranked sixth in the South Atlantic League in steals (43) in 1984 and also had a five-hit game vs. Gastonia.

Led the Appalachian League in 1982 when he was hit by a pitch six times.

PERSONAL/MISCELLANEOUS

- single and makes his home in Houston.
- born in Honduras, he moved to the United States at age five.

YOUNG'S CAREER TRANSACTIONS

- Selected by New York (NL) in the fifth round of the June 1982 draft.
- Acquired by Houston along with Manny Lee and Mitch Cook on September 1, 1984, in exchange for Ray Knight.
- On disabled list, June 23-July 28, 1990.

GERALD ANTHONY YOUNG

YEAR	CLUB	AVG.	G	AB	R	H	2B	3B	HR	RBI	BB	SO	SB
1982	Kingsport	.178	59	197	27	35	6	1	0	15	33	52	7
1983	Sarasota	.237	56	177	34	42	7	2	1	14	35	29	11
1984	Columbia	.212	124	396	69	84	14	3	1	52	84	69	43
1985	Osceola	.255	133	474	88	121	20	9	3	48	86	48	31
1986	Columbus	.280	136	539	101	151	30	4	9	61	67	57	54
1987	Tucson	.291	86	340	59	99	15	5	2	31	47	32	43
	Houston	.321	71	274	44	88	9	2	1	15	26	27	26
1988	Houston	.257	149	576	79	148	21	9	0	37	66	66	65
1989	Houston	.233	146	533	71	124	17	3	0	38	74	60	34
1990	Houston	.175	57	154	15	27	4	1	1	4	20	23	6
	Tucson	.333	49	183	37	61	7	4	0	24	40	18	14
1991	Tucson	.304	24	79	14	24	2	3	0	17	14	8	3
	Houston	.218	108	142	26	31	3	1	1	11	24	17	16
MINOR LEAGUE TOTALS		.259	667	2385	429	617	101	31	16	262	406	313	206
MAJOR LEAGUE TOTALS		.249	531	1679	235	418	54	16	3	105	210	193	147

Career Pinch Hitting (1991 totals): .189, 37-7-0-2 (.130, 23-3-0-0).

Versus the National League

1991						Career				
AVG.	AB	H	HR	RBI	CLUB	AVG.	AB	H	HR	RBI
.000	3	0	0	0	Chicago	.354	142	49	0	11
.313	16	5	1	2	Montreal	.236	140	33	1	9
.143	14	2	0	0	New York	.202	129	26	1	9
.125	16	2	0	2	Philadelphia	.216	125	27	0	12
.222	18	4	0	1	Pittsburgh	.216	125	27	0	7
.125	8	1	0	0	St. Louis	.258	120	31	0	4
.187	75	14	1	5	Totals vs. East	.247	781	193	2	52
.000	7	0	0	0	Atlanta	.254	177	45	0	13
.333	3	1	0	0	Cincinnati	.258	159	41	0	5
—	—	—	—	—	Houston	—	—	—	—	—
.188	16	3	0	1	Los Angeles	.237	169	40	0	9
.276	29	8	0	0	San Diego	.228	202	46	0	7
.417	12	5	0	5	San Francisco	.277	191	53	1	19
.254	67	17	0	6	Totals vs. West	.251	898	225	1	53

1991 Batting Breakdown

	AVG.	AB	H	HR	RBI		AVG.	AB	H	HR	RBI
Season	.218	142	31	1	11	April	—	—	—	—	—
Home	.230	74	17	0	5	May	.217	23	5	0	1
Road	.206	68	14	1	6	June	.154	26	4	1	2
Day	.071	28	2	0	0	July	.231	26	6	0	3
Night	.254	114	29	1	11	August	.194	36	7	0	3
vs. RHP	.188	64	12	0	7	Sept/Oct.	.290	31	9	0	2
vs. LHP	.244	78	19	1	4	Before ASG	.200	55	11	1	5
						After ASG	.230	87	20	0	6

GERALD YOUNG GAME HIGHS

- Most Hits: 4 (5 times)—last, August 30, 1989 at Chicago
- Most Home Runs: 1 (3 times)—last, June 18, 1991 at Montreal
- Most RBI: 3, August 30, 1989 at Chicago
- Most Stolen Bases: 4 (twice)—last, May 28, 1989 at Pittsburgh
- Longest Hitting Streak: 12, August 21-September 4, 1988

YOUNG'S "MULTIPLE" GAMES

	HITS	RBI	SB
2 in a Game	77	14	21
3 in a Game	21	1	3
4 in a Game	5	0	2

YOUNG'S CAREER FIELDING

	PO	A	E	PCT.
Outfield	1107	38	8	.993

1992 BIRTHDAYS

JANUARY

10-Bob Cluck (46)
 12-Mike Simms (25)
 12-Casey Candaele (31)
 13-Orlando Miller (23)
 19-Jeff Juden (21)
 23-Benny Distefano (30)
 23-John Massarelli (26)

FEBRUARY

1-Juan Guerrero (25)
 10-Ryan Bowen (24)
 15-Brian Williams (23)
 18-Rafael Ramirez (33)
 18-Matt Turner (25)
 22-Eric Yelding (27)
 28-Tom Spencer (41)

MARCH

1-Scott Makarewicz (25)
 4-Andy Mota (26)
 12-Steve Finley (27)
 20-Rick Parker (29)
 22-Matt Galante (48)
 26-Shane Reynolds (24)
 30-Chris Gardner (23)

APRIL

2-Pete Incaviglia (28)
 17-Denny Walling (38)
 20-Jimmy Jones (28)
 21-Ken Caminiti (29)
 24-Todd Jones (24)
 27-Tony Eusebio (25)

MAY

26-Rob Murphy (32)
 27-Jeff Bagwell (24)
 29-Brian Griffiths (24)

JUNE

3-Barry Lyons (32)
 4-Scott Servais (25)
 17-Mickey Brantley (31)
 24-Doug Jones (35)

JULY

11-Ed Ott (41)

AUGUST

10-Al Osuna (27)
 13-Gary Cooper (28)
 16-Xavier Hernandez (27)
 21-Andujar Cedeno (23)
 21-Karl Rhodes (24)

SEPTEMBER

3-Luis Gonzalez (25)
 4-Rod Booker (34)
 18-Dave Richards (25)
 20-Rudy Jaramillo (42)
 23-Pete Harnisch (26)

OCTOBER

2-Ernest Riles (32)
 4-Joe Boever (32)
 7-Butch Henry (24)
 13-Mike Capel (31)
 22-Gerald Young (28)
 30-Mark Portugal (30)
 30-Joe Mikulik (29)
 31-Eddie Taubensee (24)

NOVEMBER

8-Eric Anthony (25)
 14-Curt Schilling (26)
 16-Rob Mallicoat (28)
 18-Eddie Tucker (26)
 29-Richie Simon (27)

DECEMBER

2-Darryl Kile (24)
 14-Craig Biggio (27)
 15-Art Howe (46)
 16-Chris Jones (27)
 18-Willie Blair (27)

NON-ROSTER PLAYERS INVITED TO SPRING TRAINING



JOE BOEVER

#54 - Righthanded Pitcher

BIRTHDATE: October 4, 1960

1992 OPENING DAY AGE: 31

BIRTHPLACE: St. Louis, MO

HOME: Palm Harbor, FL

BATS: Right **THROWS:** Right

HEIGHT: 6-1 **WEIGHT:** 200

M.L. SERVICE: 4.080

CONTRACT STATUS: Signed through 1992

HOW OBTAINED: Signed to a Tucson contract on January 27, 1992.

1991 SEASON

Established career highs in appearances (68), innings (89.1) and strikeouts (89) as a middle reliever for the Phillies.

- appeared in 60-or-more games for the third straight season.
- all of his decisions came before the All-Star break (3-5, 4.13 ERA in 39 games)... posted a 3.38 ERA in 29 appearances after the break...did not record a save for the first time since 1987 with Atlanta.
- fanned a career-best five on two occasions (May 17 vs. Chicago, June 6 at Atlanta)...matched his previous career-best of four on five occasions...had fanned four only twice in his career prior to 1991...struck out 30 in his last 27.1 innings (21 games).

MAJOR LEAGUE CAREER

Tied for eighth in the league with 67 appearances while splitting the year between Atlanta and Philadelphia in 1990.

- did not allow a home run in his final 43 appearances after giving up six in his first 24 games.

Saved a career-best 21 games at Atlanta in 1989.

- converted 18 of his first 21 save opportunities through July 30 to rank as one of the save leaders in the league...became the fifth Atlanta pitcher to save at least 20 games on August 19 vs. Pittsburgh.

Opened 1988 at Richmond, but was recalled to Atlanta to replace Bruce Sutter.

- led the International League in saves (22) and earned his fourth Rolaids Relief Man of the Year award while at Richmond.

Opened 1987 at Louisville, but was traded to Atlanta after leading the American Association with 21 saves.

- was 1-0 in 14 games with Atlanta to finish with his only winning season in the majors.

Opened 1986 with the Cardinals, but spent the bulk of the year at Louisville.

- made one appearance before he was optioned to Louisville...finished fourth in the American Association with 51 appearances and allowed just one home run in 88 innings...recalled to St. Louis in September and did not allow a run in seven of 10 appearances.

Made the jump from Arkansas to St. Louis in 1985.

- made his major league debut on July 19 and fanned the first batter he faced (Ken Landreaux)...optioned on August 31 to open a roster spot for Cesar Cedeno... recalled on September 9 and made four more appearances.

MINOR LEAGUE HIGHLIGHTS

Tied for the Florida State League lead with 48 appearances in 1984.

Led the Florida State League with 26 saves in 1983 and earned a spot on the All-Star team.

Signed as a non-drafted free agent by the Cardinals on June 25, 1982 and went on to tie for the New York-Penn League lead with nine saves.

PERSONAL/MISCELLANEOUS

Graduated from Lindbergh High in St. Louis and attended Meramec JC, Crowder (MO) JC and UNLV.

- he, wife Elizabeth and daughter Alexandra (2/15/89) make their home in Largo, FL.

BOEVER'S CAREER TRANSACTIONS

- Signed by St. Louis as a non-drafted free agent on June 25, 1982.
- Acquired by Atlanta for pitcher Randy O'Neal on July 25, 1987.
- Acquired by Philadelphia for pitcher Marvin Freeman on July 23, 1990.
- Became a non-tendered free agent on December 20, 1991.
- Signed a Tucson contract on January 27, 1992.

JOSEPH MARTIN BOEVER

YEAR	CLUB	W-L	ERA	G	GS	CG	SHO	SV	IP	H	R	ER	BB	SO
1982	Erie	2-3	1.93	19	0	0	0	9	32.2	20	8	7	12	63
	Springfield	0-0	2.25	3	0	0	0	0	4.0	3	1	1	2	7
1983	St. Petersburg	5-6	3.02	53	0	0	0	*26	80.1	61	29	27	37	57
1984	Arkansas	0-1	8.18	8	0	0	0	3	11.0	10	11	10	12	12
	St. Petersburg	6-4	3.01	48	0	0	0	14	77.2	52	31	26	45	81
1985	Arkansas	3-1	1.19	27	0	0	0	9	37.2	21	5	5	23	45
	Louisville	3-2	2.04	21	0	0	0	1	35.1	28	11	8	22	37
	St. Louis	0-0	4.41	13	0	0	0	0	16.1	17	8	8	4	20
1986	Louisville	4-5	2.25	51	0	0	0	5	88.0	71	25	22	48	75
	St. Louis	0-1	1.66	11	0	0	0	0	21.2	19	5	4	11	8
1987	Louisville	3-2	3.36	43	0	0	0	*21	59.0	52	22	22	27	79
	Richmond	1-0	1.00	6	0	0	0	1	9.0	8	1	1	4	8
	Atlanta	1-0	7.36	14	0	0	0	0	18.1	29	15	15	12	18
1988	Richmond	6-3	2.14	48	0	0	0	*22	71.1	47	17	17	22	71
	Atlanta	0-2	1.77	16	0	0	0	1	20.1	12	4	4	1	7
1989	Atlanta	4-11	3.94	66	0	0	0	21	82.1	78	37	36	34	68
1990	Atlanta	1-3	4.68	33	0	0	0	8	42.1	40	23	22	35	35
	Philadelphia	2-3	2.15	34	0	0	0	6	46.0	37	12	11	16	40
1991	Philadelphia	3-5	3.84	68	0	0	0	0	98.1	90	45	42	54	89
MINOR LEAGUE TOTALS		32-27	2.60	327	0	0	0	111	506.0	373	161	146	254	535
MAJOR LEAGUE TOTALS		11-25	3.72	255	0	0	0	36	345.2	322	149	142	167	285

MAJOR LEAGUE HITTING RECORD

	AVG.	AB	H	HR	RBI
1991	.333	3	1	0	0
Career	.222	9	2	0	0

Versus the National League

1991							Career					
W-L	ERA	G	IP	H	ER	CLUB	W-L	ERA	G	IP	H	ER
1-0	3.38	7	13.1	14	5	Chicago	1-0	2.21	27	40.2	37	10
0-0	5.68	6	6.1	4	4	Montreal	0-1	3.60	24	35.0	29	14
0-1	1.26	10	14.1	6	2	New York	1-1	1.36	24	32.2	23	5
—	—	—	—	—	—	Philadelphia	0-2	3.10	14	20.1	14	7
0-1	6.43	6	7.0	9	5	Pittsburgh	0-3	2.83	25	28.2	25	9
0-0	8.53	6	6.1	6	6	St. Louis	2-2	5.48	17	21.1	25	13
1-2	4.18	35	47.1	39	22	Totals vs. East	4-9	2.92	132	178.2	153	58
0-0	3.86	7	9.1	9	4	Atlanta	0-0	3.86	7	9.1	9	4
0-0	3.00	5	9.0	6	3	Cincinnati	0-4	5.67	20	27.0	29	17
0-1	7.88	5	8.0	13	7	Houston	1-3	6.37	23	35.1	41	25
0-2	3.86	5	7.0	10	3	Los Angeles	1-6	4.10	24	26.1	33	12
0-0	0.00	4	5.2	5	0	San Diego	2-3	5.20	19	27.2	34	16
2-0	2.25	7	12.0	8	3	San Francisco	3-0	2.18	30	41.1	23	10
2-3	3.53	33	51.0	51	20	Totals vs. West	7-16	4.53	123	167.0	169	84

1991 Pitching Breakdown

	W-L	ERA	G	IP	H	ER		W-L	ERA	G	IP	H	ER
Season	3-5	3.84	68	98.1	90	42	April	1-1	3.44	12	18.1	16	7
Home	2-1	3.17	35	54.0	45	19	May	2-3	3.74	12	21.2	19	9
Road	1-4	4.67	33	44.1	45	23	June	0-1	5.30	13	18.2	18	11
Day	0-2	7.08	17	20.1	25	16	July	0-0	1.59	9	11.1	10	2
Night	3-3	3.00	51	78.0	65	26	August	0-0	3.86	12	16.1	16	7
Starter	—	—	—	—	—	—	Sept/Oct.	0-0	4.50	10	12.0	11	6
Reliever	3-5	3.84	68	98.1	90	42	Before ASG	3-5	4.13	39	61.0	55	28
							After ASG	0-0	3.38	29	37.1	35	14

JOE BOEVER GAME HIGHS

- Longest Winning Streak: 2 (twice)—last, May 13-18, 1991
- Longest Losing Streak: 8, August 4—September 20, 1989
- Strikeouts: 5 (twice)—last, June 6, 1991 vs. Atlanta
- Walks: 5, June 24, 1990 vs. San Diego
- Innings: 3.1, September 16, 1986 vs. New York

BOEVER'S CAREER FIELDING

	PO	A	E	PCT.
Pitcher	17	39	2	.966



ROD BOOKER

#65 - Infielder

BIRTHDATE: September 4, 1958

1992 OPENING DAY AGE: 33

BIRTHPLACE: Los Angeles, CA

HOME: Upland, CA

BATS: Left

THROWS: Right

HEIGHT: 6-0

WEIGHT: 175

M.L. SERVICE: 2.171

CONTRACT STATUS: Signed through 1992

HOW OBTAINED: Signed to a Tucson contract on January 10, 1992.

1991 SEASON

Opened the season with the Phillies before he was released on July 30.

- had a total of three, two-hit games and drove in a season-high two runs on April 20 at St. Louis...hit in four straight games from April 27-June 2.

MAJOR LEAGUE CAREER

Made the Phillies as a non-roster player in 1990 and spent his first full year in the majors as a utility infielder.

- had a career-best three hits and tied his career-high with three RBI on May 19 in a 15-12 win at Los Angeles in extra innings...committed just one error in his final 34 games.

Spent most of 1989 with Louisville, but hit .250 in 10 games with the Cardinals.

Opened 1988 with St. Louis and hit .343 in 18 games before he returned to Louisville.

Reached the majors for the first time in 1987 after hitting .348 in 34 games at Louisville.

- made his major league debut on April 29 after being recalled when Tom Herr was injured...went 1x3 with a stolen base and a pair of runs scored.

MINOR LEAGUE HIGHLIGHTS

Opened the year at Arkansas in 1986, but earned a promotion to Louisville after hitting .318.

Hit a career-best 18 doubles at Arkansas in 1985.

Split time between Louisville and Arkansas in 1984.

Contract was sold to the Cardinals organization in 1983 prior to the start of the year and produced career-best totals in nearly every offensive category.

Hit .250 in 104 games at Toledo in 1982.

Played in 111 games at Orlando in 1981.

Began his pro career at Visalia in 1980, hitting .281.

PERSONAL/MISCELLANEOUS

Booker, wife Kathryn (a cousin of the late Jackie Robinson) and sons Aaron (9/15/80) and Austin (4/11/88) make their home in Upland, CA.

- graduated from Pasadena (CA) High in 1976 and also attended the University of California, Berkeley...was captain of the baseball team at Berkeley, Co-MVP of the Pac-10 and third team All-America.

BOOKER'S CAREER TRANSACTIONS

- Selected by Minnesota in the fourth round of the June 1980 draft.
- Contract purchased by St. Louis on April 5, 1983.
- Signed by Philadelphia as a minor league free agent on December 13, 1989.
- Refused outright assignment to Scranton-Wilkes Barre and became a free agent on July 23, 1991.
- Signed to a Tucson contract on January 10, 1992.

RODERICK STEWART BOOKER

YEAR	CLUB	AVG.	G	AB	R	H	2B	3B	HR	RBI	BB	SO	SB
1980	Visalia	.281	69	242	45	68	5	4	0	26	37	35	9
1981	Orlando	.257	111	331	56	85	8	3	0	33	58	44	10
1982	Toledo	.250	104	292	38	73	8	1	0	19	31	36	5
1983	Arkansas	.273	127	469	75	128	15	3	3	60	47	46	20
1984	Louisville	.254	63	185	19	47	3	1	0	14	22	13	3
	Arkansas	.206	52	209	10	43	4	3	0	22	24	28	8
1985	Arkansas	.264	129	466	59	123	18	3	1	47	55	43	13
1986	Arkansas	.318	36	151	20	48	7	2	0	20	7	17	8
	Louisville	.280	78	289	51	81	11	5	1	30	32	27	18
1987	Louisville	.348	34	135	25	47	3	1	1	21	20	24	5
	St. Louis	.277	44	47	9	13	1	1	0	8	7	7	2
1988	St. Louis	.343	18	35	6	12	3	0	0	3	4	3	2
	Louisville	.259	111	370	50	96	12	1	4	31	45	44	15
1989	Louisville	.232	94	276	37	64	9	2	2	30	38	39	9
	St. Louis	.250	10	8	1	2	0	0	0	0	0	1	0
1990	Philadelphia	.221	73	131	19	29	5	2	0	10	15	26	3
1991	Philadelphia	.226	28	53	3	12	1	0	0	7	1	7	0
MINOR LEAGUE TOTALS		.264	1008	3415	485	903	103	29	12	353	416	396	123
MAJOR LEAGUE TOTALS		.248	173	274	38	68	10	3	0	28	27	34	7

Career Pinch Hitting: (1991 totals): .214, 42-9-0-5 (.333, 3-1-0-0).

Versus the National League

1991					Career					
AVG.	AB	H	HR	RBI	CLUB	AVG.	AB	H	HR	RBI
.000	1	0	0	0	Chicago	.162	31	5	0	3
.250	4	1	0	0	Montreal	.190	21	4	0	3
.000	13	0	0	0	New York	.186	43	8	0	3
—	—	—	—	—	Philadelphia	.333	9	3	0	0
.333	3	1	0	0	Pittsburgh	.265	34	9	0	1
.455	11	5	0	2	St. Louis	.286	21	6	0	2
.219	32	7	0	2	Totals vs. East	.220	159	35	0	12
.000	5	0	0	1	Atlanta	.187	16	3	0	2
—	—	—	—	—	Cincinnati	.167	6	1	0	0
.200	5	1	0	1	Houston	.214	28	6	0	3
—	—	—	—	—	Los Angeles	.273	22	6	0	3
.500	2	1	0	1	San Diego	.375	16	6	0	3
.333	9	3	0	2	San Francisco	.407	27	11	0	4
.238	21	5	0	5	Totals vs. West	.287	115	33	0	15

1991 Batting Breakdown

	AVG.	AB	H	HR	RBI		AVG.	AB	H	HR	RBI
Season	.226	53	12	0	7	April	.190	21	4	0	3
Home	.161	31	5	0	3	May	.375	8	3	0	1
Road	.318	22	7	0	4	June	.250	16	4	0	2
Day	.176	17	3	0	1	July	.125	8	1	0	1
Night	.250	36	9	0	6	August	—	—	—	—	—
vs. RHP	.250	48	12	0	7	Sept/Oct.	—	—	—	—	—
vs. LHP	.000	5	0	0	0	Before ASG	.229	48	11	0	7
						After ASG	.200	5	1	0	0

ROD BOOKER GAME HIGHS

- Most Hits: 3, May 19, 1990 at Los Angeles
- Most Home Runs: No major league home runs
- Most RBI: 3, (twice)—last, May 19, 1990 at Los Angeles
- Most Stolen Bases: 1 (7 times)—last, June 8, 1989 vs. Chicago
- Longest Hitting Streak: 3, September 15-17, 1988.

BOOKER'S "MULTIPLE" GAMES

	HITS	RBI
2 in a game	14	3
3 in a game	1	2

BOOKER'S CAREER FIELDING

	PO	A	E	PCT.
Shortstop	51	77	2	.985
Second Base	46	56	5	.953
Third Base	10	26	3	.923



MICKEY BRANTLEY

#66 - Outfielder

BIRTHDATE: June 17, 1961

1992 OPENING DAY AGE: 30

BIRTHPLACE: Catskill, NY

HOME: Port St. Lucie, FL

BATS: Right **THROWS:** Right

HEIGHT: 5-10 **WEIGHT:** 187

M.L. SERVICE: 2.144

CONTRACT STATUS: Signed through 1992.

HOW OBTAINED: Signed to a Tucson contract on January 3, 1992.

1991 SEASON

Spent the entire year at Denver of the American Association and finished in a three-way tie for fifth with a .301 average while hitting 15 homers and driving in 78.

- played 90 games in the outfield and another 32 as the designated hitter...hit .328 with 10 homers and 40 RBI at home, .276 with five homers and 38 RBI on the road...struggled to a .237 average in April, but hit .310 the rest of the season.

MAJOR LEAGUE CAREER

Opened the **1989** season with Seattle, but was optioned back to Calgary on June 2.

- made 16 starts in April and hit in five straight games from the 12th-17th...streak ended when he left the game on April 18 with a muscle strain in his left side...made 11 starts in May and one in June before being sent down.
- named PCL Player of the Week in his first week at Calgary, hitting .419 with two homers and 11 RBI...drove in just 10 runs the rest of the year.

Led Seattle in runs (76) in **1988**.

- selected Mariners Player of the Month for May after hitting .370 with eight homers and 21 RBI...had a career-best, 13-game hitting streak from May 15-30...hit his first career grand slam off Rick Rhoden of New York on May 28.

Was one of three rookies (Mike Greenwell-Boston; Kevin Seitzer-Kansas City) to bat over .300 in the American League in **1987**, finishing at .302.

- established career-bests with three homers and seven RBI on September 14 vs. Cleveland...hit an inside-the-park homer vs. Oakland on August 12.
- hit .290 with four homers and 20 RBI prior to the All-Star break, .310 with 10 homers and 34 RBI after...finished strong, hitting .368 with seven homers and 23 RBI in September and October.

Earned his first promotion to the majors in **1986** after being selected Calgary's MVP.

- made his major league debut on August 9 at California and tripled off John Candelaria in his first at-bat...hit his first home run on August 12 at Oakland off Joaquin Andujar.
- named Calgary's Player of the Month in April, May and June...finished the year at .318 with 30 homers and 92 RBI.

MINOR LEAGUE HIGHLIGHTS

Opened the year at Calgary in **1990**, but was traded to the Brewers' organization and finished at Denver.

- went 4x5 with four RBI on April 26 at Colorado Springs...traded on June 16 for infielder Frank Bolick...tore ligaments in his right wrist on July 4 and underwent surgery that caused him to miss the remainder of the year.

Spent the **1985** season at Calgary, but missed part of the year due to surgery after injuring his right shoulder by running into an outfield wall.

Rated as the top prospect in the Southern League in **1984** by Baseball America magazine, and was runner-up to Ken Dixon for the league's Player of the Year award.

Hit .297 in his professional debut in **1983**...two of his six homers were grand slams.

PERSONAL/MISCELLANEOUS

- he, wife Nina, son Mickey Jr. (4/15/87) and daughter Brianna (11/7/90) make their home in Issaquah, WA.
- graduated from Catskill (NY) High in 1979 and attended Columbia Greene Community College and Coastal Carolina College...was an NAIA All-American as he led Coastal Carolina to the NAIA College World Series in 1982.

BRANTLEY'S CAREER TRANSACTIONS

- Selected by Cincinnati in the eighth round of the June 1982 draft.
- Selected by Seattle in the second round of the June 1983 draft.
- On disabled list, August 20-September 9, 1985 (right shoulder).
- On disabled list, April 19-June 4, 1987 (pulled rib cage muscles).
- On disabled list, April 6-15, 1990 (right wrist).
- Acquired by Denver (Milwaukee organization) on June 6, 1990 for Frank Bolick.
- Released by Milwaukee on December 16, 1991.
- Signed to a Tucson contract on January 3, 1992.

MICHAEL CHARLES BRANTLEY

YEAR	CLUB	AVG.	G	AB	R	H	2B	3B	HR	RBI	BB	SO	SB
1983	Bakersfield	.297	53	185	33	55	9	3	6	29	15	28	5
1984	Chattanooga	.316	131	472	73	149	21	9	11	76	52	44	23
	Salt Lake	.235	4	17	2	4	0	0	0	1	2	1	0
1985	Calgary	.244	74	279	52	68	13	6	11	45	28	27	11
1986	Calgary	.318	106	396	104	126	18	4	30	92	55	51	25
	Seattle	.196	27	102	12	20	3	2	3	7	10	21	1
1987	Seattle	.302	92	351	52	106	23	2	14	54	24	44	13
	Calgary	.245	13	49	13	12	0	1	2	6	7	4	3
1988	Seattle	.263	149	577	76	152	25	4	15	56	26	64	18
1989	Seattle	.157	34	108	14	17	5	0	0	8	7	7	2
	Calgary	.247	49	178	33	44	12	3	4	21	19	27	5
1990	Calgary	.233	29	103	17	24	3	0	1	8	8	12	3
	Denver	.264	20	72	14	19	3	2	2	10	6	3	1
1991	Denver	.301	122	478	78	144	19	5	15	78	38	45	10
MINOR LEAGUE TOTALS		.289	601	2229	419	645	98	33	82	366	230	242	86
MAJOR LEAGUE TOTALS		.259	302	1138	154	295	56	8	32	125	67	136	34

Career Pinch Hitting: .200, 10-2-1-2

MICKY BRANTLEY GAME HIGHS

- Most Hits: 5, September 14, 1987 vs. Cleveland
- Most Home Runs: 3, September 14, 1987 vs. Cleveland
- Most RBI: 7, September 14, 1987 vs. Cleveland
- Most Stolen Bases: 2, (5 times)-last, May 25, 1988 vs. Boston
- Longest Hitting Streak: 13, May 15-30, 1988

BRANTLEY'S "MULTIPLE" GAMES

	HITS	HR	RBI	SB
2 in a game	64	0	19	5
3 in a game	13	1	4	0
4 in a game	4	0	3	0
5 in a game	1	0	1	0
7 in a game	0	0	1	0

BRANTLEY'S CAREER FIELDING

	PO	A	E	PCT.
Outfield	594	12	10	.984



BENNY DISTEFANO

#68 - Infielder

BIRTHDATE: January 23, 1962

1992 OPENING DAY AGE: 30

BIRTHPLACE: Brooklyn, NY

HOME: Thiells, NY

BATS: Left

THROWS: Left

HEIGHT: 6-1

WEIGHT: 195

M.L. SERVICE: 2.003

CONTRACT STATUS: Signed through 1992.

HOW OBTAINED: Signed to a Tucson contract on January 3, 1992.

1991 SEASON

Returned to the United States after one year in Japan and hit .267 with 18 homers and 83 RBI at Rochester.

- hit .302 with 11 homers and 44 RBI at home...played 84 games at first base, 16 in the outfield and 23 as the designated hitter...was 5x8 with three doubles as a pinch-hitter.
- closed with a rush, hitting in 16 straight games from August 12-27, and in 22 of the last 23...was 4x4 with two homers and six RBI vs. Indianapolis on June 11.

MAJOR LEAGUE CAREER

Spent the **1989** season with the Pirates as a reserve and pinch-hitter.

- made 48 pinch-hit appearances and 30 starts at first base...also played one game in the outfield, and appeared three times as a lefthanded catcher (May 14 at Atlanta, June 13 vs. Philadelphia, August 18 at Atlanta)...hit .313 as a pinch-hitter (15x48).

Led Buffalo in doubles (26), homers (19) and RBI (63) in **1988** to earn a promotion to Pittsburgh at the end of the year.

- hit .345 in 16 games with the Pirates...was 3x8 as a pinch-hitter, including a three-run homer at St. Louis on September 21.

Earned a promotion to Pittsburgh for the last two months of **1986** after hitting .259 at Hawaii, including hitting for the cycle on May 9 at Edmonton.

- spoiled Ted Power's bid for a perfect game vs. the Bucs on September 1 with two out in the sixth by hitting his second career pinch-hit homer.

Reached the majors for the first time in **1984** when his contract was purchased on May 16 after Terry Harper was placed on the DL.

- tripled off Pete Falcone at Atlanta on May 18 in his first major league at-bat...first major league homer came as a pinch-hitter off Larry Andersen on June 8 at Philadelphia...other two homers came at Olympic Stadium, including a grand slam on July 24 off Bob James.

MINOR LEAGUE HIGHLIGHTS

Played for the Chunichi Dragons of the Japanese Central League in **1990**, hitting .215 with five homers and 14 RBI in 56 games.

- became just the ninth foreign player to homer in his first at-bat in Japan when he connected off Hiroaki Nakayama of the Taiyo Whales at Nagoya Stadium on April 7.

Led the Pacific Coast League in **1987** with 15 hit by pitches and led PCL first basemen with a .995 fielding average.

Hit .238 with 14 homers and 67 RBI at Hawaii in **1985**.

Named to the Eastern League All-Star team in **1983**.

Tied for the South Atlantic League lead with eight triples in **1982** and led league first basemen in putouts (1184) and assists (104).

PERSONAL/MISCELLANEOUS

He and wife Brenda make their home in Thiells, NY.

- was a teammate of John Franco at Lafayette High in Brooklyn, NY...same school produced Sandy Koufax, Pete Falcone and former Colt .45s and Astros standout Bob Aspromonte...also attended Alvin JC after graduating from high school in 1981...was a member of the 1977 Babe Ruth League World Champions.

DISTEFANO'S CAREER TRANSACTIONS

- Selected by Los Angeles in the 16th round of the January 1981 draft.
- Selected by Toronto in the second round of the secondary phase of the June 1981 draft.
- Selected by Pittsburgh in the second round of the secondary phase of the January 1982 draft.
- On disabled list, April 11-26, 1989 (bruised left shoulder).
- Released by Pittsburgh on December 6, 1989.
- Signed as a free agent by the Chunichi Dragons on January 5, 1990.
- Released from Chunichi contract on August 9, 1990.
- Signed by Baltimore as a minor league free agent on February 7, 1991.
- Granted free agency on October 22, 1991.
- Signed to a Tucson contract on January 3, 1992.

BENITO JAMES DISTEFANO, JR.

YEAR	CLUB	AVG.	G	AB	R	H	2B	3B	HR	RBI	BB	SO	SB
1982	Greenwood	.289	136	477	74	138	23	8	15	89	85	58	11
1983	Lynn	.271	137	480	71	130	19	7	25	92	63	40	2
1984	Hawaii	.304	66	240	40	73	13	8	6	33	24	14	2
	Pittsburgh	.167	45	78	10	13	1	2	3	9	5	13	0
1985	Hawaii	.238	136	480	74	114	27	8	14	67	69	53	5
1986	Hawaii	.259	111	402	58	104	25	9	13	57	41	45	2
	Pittsburgh	.179	31	39	3	7	1	0	1	5	1	5	0
1987	Vancouver	.278	130	431	67	120	20	4	15	77	72	53	7
1988	Buffalo	.263	135	482	69	127	26	1	19	63	50	58	6
	Pittsburgh	.345	16	29	6	10	3	1	1	6	3	4	0
1989	Pittsburgh	.247	96	154	12	38	8	0	2	15	17	30	1
	Buffalo	.235	5	17	2	4	1	0	0	3	2	3	0
1990	Chunichi	.215	56	181	18	39	4	0	5	14	10	33	1
1991	Rochester	.267	124	427	52	114	23	2	18	83	41	52	5
MINOR LEAGUE TOTALS		.266	1036	3617	525	963	181	47	130	578	457	409	41
MAJOR LEAGUE TOTALS		.227	188	300	31	68	13	3	7	35	26	52	1

Career Pinch Hitting: .233, 90-21-3-18.

Versus the National League

1991					Career					
AVG.	AB	H	HR	RBI	CLUB	AVG.	AB	H	HR	RBI
---	---	---	---	---	Chicago	.211	38	8	1	5
---	---	---	---	---	Montreal	.294	17	5	2	8
---	---	---	---	---	New York	.234	47	11	0	2
---	---	---	---	---	Philadelphia	.243	37	9	1	2
---	---	---	---	---	Pittsburgh	---	---	---	---	---
---	---	---	---	---	St. Louis	.200	35	7	2	7
---	---	---	---	---	Totals vs. East	.230	174	40	6	24
---	---	---	---	---	Atlanta	.321	28	9	0	6
---	---	---	---	---	Cincinnati	.211	19	4	1	2
---	---	---	---	---	Houston	.158	19	3	0	1
---	---	---	---	---	Los Angeles	.250	20	5	0	0
---	---	---	---	---	San Diego	.179	28	5	0	1
---	---	---	---	---	San Francisco	.167	12	2	0	1
---	---	---	---	---	Totals vs. West	.222	126	28	1	11

BENNY DISTEFANO GAME HIGHS

- Most Hits: 3 (twice)—last, October 1, 1988 at Chicago
- Most Home Runs: 1 (7 times)—last, September 25, 1989 vs. St. Louis
- Most RBI: 4, July 24, 1984 at Montreal
- Most Stolen Bases: 1, May 6, 1989 at San Diego.
- Longest Hitting Streak: 3 (twice)—last, July 2-4, 1989

DISTEFANO'S "MULTIPLE" GAMES

	HITS	RBI
2 in a game	9	3
3 in a game	2	1
4 in a game	0	1

DISTEFANO'S CAREER FIELDING

	PO	A	E	PB	PCT.
First Base	395	26	7	—	.984
Outfield	50	2	2	—	.963
Catcher	2	0	0	1	1.000



PETE INCAVIGLIA

#28 - Outfielder

BIRTHDATE: April 2, 1964

1992 OPENING DAY AGE: 28

BIRTHPLACE: Pebble Beach, CA

HOME: Arlington, TX

BATS: Right **THROWS:** Right

HEIGHT: 6-1 **WEIGHT:** 225

M.L. SERVICE: 6.000

CONTRACT STATUS: Signed through 1992
(option for 1993)

HOW OBTAINED: Signed to a Tucson contract
on January 23, 1991.

1991 SEASON

Played in only 97 games with Detroit due to injuries.

- released by the Rangers just before the start of the season and signed with the Tigers on the eve of Opening Day...had been on the DL only once in his first five seasons, but was on twice in 1991...went on from June 11-July 5 with a chest wall strain and from July 22-August 11 with a sprained wrist.
- homered in his first two games as a visiting player at Arlington Stadium (May 13-14)...hit his fourth career grand slam, a first-inning shot off Bob Milacki of Baltimore, on May 20...tied his career-best with five RBI in that game.
- had fanned in all nine career at-bats vs. Roger Clemens heading into 1991, but was 2x2 with a double and a three-run homer off him as a Tiger.
- laid down the first sacrifice bunt of his career in the ninth inning vs. Texas on July 16 and the runner eventually scored the game-winning run.

MAJOR LEAGUE CAREER

Became the first Ranger to produce five, 20-home run seasons by leading the club with 24 in **1990**.

- finished with a .233 average, his lowest in five seasons with the Rangers...finished eighth in the league with 146 strikeouts.

Finished second on the club with 21 homers (his low with the Rangers) in **1989**.

- named Rangers' Player of the Month in July after hitting .288 with seven homers and 25 RBI in 20 games.

Missed 45 games with injuries in **1988**, but still finished second on the club with 22 homers.

- tied for the major league lead with 153 strikeouts and did it while playing in the fewest games (116) for an AL leader since 1948.

Led Texas in slugging (.497) in **1987** and was second in runs (85) and third in batting (.271) and homers (27).

Tied the Rangers club mark for homers (30) and led the team with 88 RBI in **1986** while making the jump directly to the majors.

- became just the 14th player (and only fifth non-pitcher) since the start of the draft in 1965 to go directly to the majors...named to the All-Rookie teams by TOPPS and *Baseball Digest*...set a major league rookie record with 185 strikeouts.

PERSONAL/MISCELLANEOUS

- He, wife Lori and children Sally (6/21/87) and Nicholas (5/24/89) live in Arlington, TX.
- graduated from Monterey High where he played football in addition to being a three-time California State Player of the Year in baseball...had a .460 career average and 60 homers in high school, including a .490 mark and 26 homers as a senior.
 - re-wrote the NCAA record book while at Oklahoma State...hit .395 (276x694) in 213 games and set NCAA marks with 100 career homers and a .951 slugging average...set Big Eight records for RBI (324) and total bases (635)...college Player of the Year in 1985 after setting NCAA season records for homers (48), RBI (143), total bases (285) and slugging (1.140) in only 75 games...hit .464 that season...began his career as a DH, but played right field in 1984 and moved to left in 1985.

INCAVIGLIA'S CAREER TRANSACTIONS

- Selected by San Francisco in the 10th round of the June 1982 draft.
- Selected by Montreal in the first round (eighth overall) of the June 1985 draft.
- Acquired by Texas on November 2, 1985 in exchange for Bob Sebra (P) and Jim Anderson (INF).
- On disabled list, June 15-30, 1989 (sprained neck).
- Released by Texas, March 29, 1991.
- Signed by Detroit on April 7, 1991.
- On disabled list, June 11-July 5, 1991 (chest wall strain).
- On disabled list, July 22-August 11, 1991 (sprained wrist).
- Filed for free agency on October 31, 1991.
- Signed by Tucson on January 23, 1992.

PETER JOSEPH INCAVIGLIA

YEAR	CLUB	AVG.	G	AB	R	H	2B	3B	HR	RBI	BB	SO	SB
1986	Texas	.250	153	540	82	135	21	2	30	88	55	185	3
1987	Texas	.271	139	509	85	138	26	4	27	80	48	168	9
1988	Texas	.249	116	418	59	104	19	3	22	54	39	153	6
1989	Texas	.236	133	453	48	107	27	4	21	81	32	136	5
1990	Texas	.233	153	529	59	123	27	0	24	85	45	146	3
1991	Detroit	.214	97	337	38	72	12	1	11	38	36	92	1
MAJOR LEAGUE TOTALS		.244	791	2786	371	679	132	14	135	426	255	880	27

Career Pinch Hitting (1991 totals): .143, 28-4-2-9 (.000, 3-0-0-0)

1991 Batting Breakdown

	AVG.	AB	H	HR	RBI		AVG.	AB	H	HR	RBI
Season	.214	337	72	11	38	April	.170	53	9	1	4
Home	.205	171	35	6	20	May	.253	79	20	4	14
Road	.223	166	37	5	18	June	.171	35	6	0	2
Day	.202	114	23	3	9	July	.214	42	9	2	5
Night	.220	223	49	8	29	August	.233	43	10	2	5
vs. RHP	.217	240	52	11	33	Sept/Oct.	.212	85	18	2	8
vs. LHP	.206	97	20	0	5	Before ASG	.213	178	38	6	22
						After ASG	.214	159	34	5	16

PETE INCAVIGLIA GAME HIGHS

- Most Hits: 4, April 25, 1989 at Cleveland
- Most Home Runs: 2 (7 times)-last, September 17, 1990 at Seattle
- Most RBI: 5 (6 times)-last, May 20, 1991 at Detroit
- Most Stolen Bases: 2, May 2, 1987 at Toronto
- Longest Hitting Streak: 10, April 30-May 12, 1986

INCAVIGLIA'S "MULTIPLE" GAMES

	HITS	HR	RBI	SB
2 in a game	135	7	69	1
3 in a game	38	0	24	0
4 in a game	1	0	7	0
5 in a game	0	0	6	0

INCAVIGLIA'S CAREER FIELDING

	PO	A	E	PCT.
Outfield	1154	49	46	.963

MAJOR LEAGUE ROOKIES WITH 30 OR MORE HOME RUNS (18)

AMERICAN LEAGUE (13)

No.	Player	Club	Year
49*	Mark McGwire	Oakland	1987
37*	Al Rosen	Cleveland	1950
35	Hal Trosky	Cleveland	1934
35	Rudy York	Detroit	1937
35	Ron Kittle	Chicago	1983
34	Walt Dropo	Boston	1950
33	Jimmie Hall	Minnesota	1964
33	Jose Canseco	Oakland	1986
32	Tony Oliva	Minnesota	1964
32	Matt Nokes	Detroit	1987
31	Ted Williams	Boston	1939
30	Bob Allison	Washington	1959
30	PETE INCAVIGLIA	Texas	1986

NATIONAL LEAGUE (5)

38	Wally Berger	Boston	1930
38	Frank Robinson	Cincinnati	1956
33	Earl Williams	Atlanta	1971
31	Jim Hart	San Francisco	1964
30	Willie Montanez	Philadelphia	1971

*Led League

DIRECTLY TO THE MAJORS

Since the start of the amateur free agent draft in 1965, 16 players have made their professional debuts in the major leagues. Here's the list:

DRAFT, YEAR	PLAYER	TEAM
June 1967 (secondary)	Mike Adamson (RHP)	Baltimore
June 1969 (regular)	Steve Dunning (RHP)	Cleveland
June 1971 (secondary)	Pete Broberg (RHP)	Washington
	Burt Hooton (RHP)	Chicago Cubs
June 1972 (secondary)	Dave Roberts (3B)	San Diego
January 1973 (secondary)	Dick Ruthven (RHP)	Philadelphia
June 1973 (regular)	David Clyde (RHP)	Texas
	Dave Winfield (OF)	San Diego
	Eddie Bane (LHP)	Minnesota
June 1978 (regular)	Bob Horner (3B)	Atlanta
	Brian Miller (C)	Toronto
	Mike Morgan (RHP)	Oakland
	Tim Conroy (LHP)	Oakland
June 1985 (regular)	PETE INCAVIGLIA (OF)	Texas
June 1988 (regular)	Jim Abbott (LHP)	California
June 1989 (regular)	John Olerud (1B)	Toronto

Mike Schmidt of Philadelphia is the only player in the history of the Astrodome to strike one of the overhead speakers in fair territory. On June 10, 1974, Schmidt's mammoth blast struck a speaker in center field (since removed) and bounced back to short center field, holding him to a single.



CHRIS JONES

#24 - Outfielder

BIRTHDATE: December 16, 1965

1992 OPENING DAY AGE: 26

BIRTHPLACE: Utica, NY

HOME: Liverpool, NY

BATS: Right **THROWS:** Right

HEIGHT: 6-2 **WEIGHT:** 205

M.L. SERVICE: 0.102

CONTRACT STATUS: Signed through 1992

HOW OBTAINED: Signed to a Tucson contract on December 19, 1991.

1991 SEASON

After seven seasons in the minors, reached the majors and appeared in 52 games with the Reds...called up to Cincinnati five different times during the year.

- recalled from Nashville on April 21 and made his major league debut as a pinch runner at Atlanta that night...singled in his first major league at-bat vs. Chicago on April 27...had one other at-bat and was optioned back to Nashville on May 6.
- recalled on June 12 when Eric Davis was placed on the DL and was 13x20 (.650) in 10 games...hit in seven-of-10 games in June, including a pair of three-hit games on the 16th at Philadelphia and 23rd vs. Montreal...optioned back to Nashville on July 3, but returned on July 11.
- optioned to Nashville on July 15 and recalled on August 4...went hitless in nine at-bats and was optioned to Nashville on August 20, only to be recalled on August 26...after his hot June spree, hit just .169 (11x65).
- hit his first major league homer off Tim Lincecum at Dodger Stadium on September 16...hit a pinch-hit homer off Trevor Wilson at Candlestick Park on September 18...hit .196 in September, but had four of his five extra-base hits (one double, one triple, two home runs).

MINOR LEAGUE HIGHLIGHTS

Reached career-bests in games (134) and doubles (23) with Nashville in 1990.

Opened 1989 at Nashville, but returned to Chattanooga after 21 games.

Helped Chattanooga to the Southern League title in 1988.

Hit a career-best 20 homers, had 78 RBI and stole 23 bases at Cedar Rapids in 1986.

Moved to the outfield in 1985 at Billings.

Began his career as a third baseman in 1984 with Billings.

PERSONAL/MISCELLANEOUS

He, wife Crystal and son Chris Jr. (4/8/91) make their home in Liverpool, NY.

- graduated from Liverpool (NY) High, where he was a two-time All-State quarterback, and played baseball.

JONES' CAREER TRANSACTIONS

- Selected by Cincinnati in the third round of the June 1984 draft.
- Released by Cincinnati on December 13, 1991.
- Signed by Tucson as a free agent on December 19, 1991.

CHRISTOPHER CARLOS JONES

YEAR	CLUB	AVG.	G	AB	R	H	2B	3B	HR	RBI	BB	SO	SB
1984	Billings	.151	21	73	8	11	2	0	2	13	2	24	4
1985	Billings	.258	63	240	43	62	12	5	4	33	19	72	13
1986	Cedar Rapids	.247	128	473	65	117	13	9	20	78	20	126	23
1987	Vermont	.230	113	383	50	88	11	4	10	39	23	99	13
1988	Chattanooga	.271	116	410	50	111	20	7	4	61	29	102	11
1989	Chattanooga	.251	103	378	47	95	18	2	10	54	23	68	10
	Nashville	.163	21	49	8	8	1	0	2	5	0	16	2
1990	Nashville	.261	134	436	53	114	23	3	10	52	23	86	12
1991	Nashville	.243	73	267	29	65	5	4	9	33	19	65	10
	Cincinnati	.292	52	89	14	26	1	2	6	6	2	31	2
MINOR LEAGUE TOTALS		.248	772	2709	353	671	105	34	71	368	158	658	98
MAJOR LEAGUE TOTALS		.292	52	89	14	26	1	2	6	6	2	31	2

Career Pinch Hitting (1991 totals): .308, 26-8-1-3 (.308, 26-8-1-3).

Versus the National League

1991						Career				
AVG.	AB	H	HR	RBI	CLUB	AVG.	AB	H	HR	RBI
1.000	1	1	0	0	Chicago	1.000	1	1	0	0
.666	9	6	0	0	Montreal	.666	9	6	0	0
.333	6	2	0	2	New York	.333	6	2	0	2
.357	14	5	0	1	Philadelphia	.357	14	5	0	1
.000	2	0	0	0	Pittsburgh	.000	2	0	0	0
—	—	—	—	—	St. Louis	—	—	—	—	—
.437	32	14	0	3	Totals vs. East	.437	32	14	0	3
.143	14	2	0	0	Atlanta	.143	14	2	0	0
—	—	—	—	—	Cincinnati	—	—	—	—	—
.182	11	2	0	1	Houston	.182	11	2	0	1
.153	13	2	1	1	Los Angeles	.153	13	2	1	1
.357	14	5	0	0	San Diego	.357	14	5	0	0
.200	5	1	1	1	San Francisco	.200	5	1	1	1
.210	57	12	2	3	Totals vs. West	.210	57	12	2	3

1991 Batting Breakdown

	AVG.	AB	H	HR	RBI		AVG.	AB	H	HR	RBI
Season	.292	89	26	2	6	April	1.000	1	1	0	0
Home	.273	44	12	0	0	May	.000	1	0	0	0
Road	.311	45	14	2	6	June	.636	22	14	0	3
Day	.333	27	9	0	0	July	.000	1	0	0	0
Night	.274	62	17	2	6	August	.111	18	2	0	0
vs. RHP	.302	43	13	1	1	Sept/Oct.	.196	46	9	2	3
vs. LHP	.283	46	13	1	5	Before ASG	.625	24	15	0	3
						After ASG	.169	65	11	2	3

CHRIS JONES GAME HIGHS

Most Hits: 3, (twice)—last, June 23, 1991 vs. Montreal
 Most Home Runs: 1 (twice)—last, September 18, 1991 at San Francisco
 Most RBI: 2, June 19, 1991 at New York
 Most Stolen Bases: 1 (twice)—last, August 28, 1991 vs. Montreal
 Longest Hitting Streak: 4, June 12-17, 1991

JONES' "MULTIPLE" GAMES

	HITS	RBI
2 in a game	2	1
3 in a game	2	0

JONES' CAREER FIELDING

	PO	A	E	PCT.
Outfield	27	1	0	1.000



DOUG JONES

#23 - Righthanded Pitcher

BIRTHDATE: June 24, 1957

1992 OPENING DAY AGE: 34

BIRTHPLACE: Covina, CA

HOME: Tucson, AZ

BATS: Right **THROWS:** Right

HEIGHT: 6-2 **WEIGHT:** 195

M.L. SERVICE: 4.135

CONTRACT STATUS: Signed though 1992
(option for 1993)

HOW OBTAINED: Signed to a Tucson contract
on January 23, 1992

1991 SEASON

After struggling in the bullpen over the first half of the year, he was sent to the minors and returned in the starting rotation.

- converted his first three save opportunities and was 0-2 with a 5.00 ERA and five saves in April...was 1-6 with a 6.67 ERA and six saves in 11 chances at the All-Star break...gave up five earned runs in three innings in a pair of games after the break and was outrighted to Colorado Springs on July 24.
- earned saves in four of his first six games with the Sky Sox...made a pair of starts in the regular season and tossed a seven-inning shutout at Portland on August 18...defeated Tucson in the PCL playoffs, tossing a five-hitter and fanning 11...contract was purchased by Cleveland on September 8.
- made his first major league start on September 10 at Milwaukee and carried a shutout into the ninth before finishing with eight hits and two earned runs in 8.2 innings.
- fanned a career-best 13 (in eight innings) in his next start, a 3-1 win over Detroit...won his third start, defeating Detroit 6-4 on September 25...only loss came in his last start on October 2 vs. Milwaukee...appeared in relief on October 5 at New York and hurled one scoreless inning to earn his seventh save.
- was 3-1 with a 3.66 ERA and one save in five games (four starts) after his return from the minors.

MAJOR LEAGUE CAREER

Broke his own club record by saving 43 games in **1990**, his third straight season with 30-or-more saves.

- named Cleveland's Man of the Year by the local BBWAA chapter.
- was successful in his first 13 save opportunities and did not blow a save until May 16 when Mark McGwire homered in the ninth inning...was the first homer Jones allowed to a righthander in 241 innings.
- became the first Tribe player to be named to three straight All-Star games since Sam McDowell went to four straight from 1968-71.

Passed the 30-save mark for the second time in **1989** and established a Cleveland career record.

- broke Ray Narleski's club record of 53 saves on May 19 at Baltimore...saved 50 games in 122 appearances, second quickest in history in terms of appearances (Todd Worrell, 109).
- earned the save in the American League's 5-3 win in the All-Star Game at Chicago.

Saved a club-record 37 games in his first full major league season in **1988**.

- established a major league record by earning saves in 15 consecutive appearances (May 13-July 2)...broke Steve Bedrosian's old record with his 14th straight save on June 24 at New York.
- broke Ernie Camacho's club single-season record with his 24th save on July 26 vs. Baltimore.
- Named Cleveland's Man of the Year by the local BBWAA chapter and Co-Comeback Player of the Year by *Baseball Today*.

Split time between Cleveland and Buffalo in **1987**.

- opened the season with the Indians, but was outrighted to Buffalo on April 28...returned to Cleveland on June 28...was 3-2 with seven saves and a 1.98 ERA in his last 29 games.

Spent most of the year at Maine in **1986**, but was called up to the Indians at the end of the season.

- earned his first major league save on September 14 vs. Oakland and his first win on September 26 at Seattle...did not allow a run in nine of 11 appearances.
- named to the International League All-Star team after posting a league-leading 2.09 ERA.

Made his major league debut with the Brewers in **1982**.

- broke camp with Milwaukee and made his first appearance on April 9 by tossing a scoreless inning vs. Toronto.

MINOR LEAGUE HIGHLIGHTS

Signed with Cleveland as a free agent in **1985** and moved to the bullpen for the first time in his career.

- finished fourth in the Eastern League with 112 strikeouts in 114 innings.

Split time between El Paso and Vancouver in **1984** and missed nearly a month with a sore shoulder.

On the DL for nearly all of **1983** with a sore shoulder...underwent arthroscopic exam on the shoulder and no tear was discovered.

Split time between El Paso and Vancouver in **1981**.

Pitched for three clubs in **1980**, posting a combined 14-7 record and 2.97 ERA.

Named to the Midwest League All-Star team in **1979** after leading the league in ERA (1.75), complete games (16) and innings (190).

Began his career at Newark of the New York-Penn League.

PERSONAL/MISCELLANEOUS

He, wife Debbie and sons Dustin (11/14/84) and Dylan (12/5/89) make their home in Tucson, AZ.

- graduated from Lebanon (IN) High and attended Butler (IN) University and Central Arizona College...was a JuCo second-team All-American at Central Arizona...tossed a no-hitter vs. Pima College.
- toured Japan as a member of the Major League All-Star team in 1988 and also traveled to Thailand in 1987 for a series of Christian baseball clinics.

JONES' CAREER TRANSACTIONS

- Selected by Milwaukee in the third round of the January 1978 draft.
- On disabled list, June 2-July 12, 1978.
- On disabled list, April 11-September 1, 1983 (sore right shoulder).
- On disabled list, April 25-May 30, 1984 (sore right shoulder).
- Granted free agency, October 15, 1984.
- Signed by Waterbury (Cleveland organization) on April 3, 1985.
- Became a free agent, December 20, 1991.
- Signed by Tucson (Houston organization) on January 23, 1992.

DOUGLAS REID JONES

YEAR	CLUB	W-L	ERA	G	GS	CG	SHO	SV	IP	H	R	ER	BB	SO
1978	Newark	2-4	5.21	15	3	1	0	2	38.0	49	30	22	15	27
1979	Burlington	10-10	1.75	28	20	16	3	0	190.0	144	63	37	73	115
1980	Stockton	6-2	2.84	11	11	5	1	0	76.0	63	32	24	31	54
	Vancouver	3-2	3.23	8	8	1	1	0	53.0	52	19	19	15	28
	Holyoke	5-3	2.92	8	8	4	2	0	62.0	57	23	20	26	39
1981	El Paso	5-7	5.80	15	15	3	1	0	90.0	121	67	58	29	62
	Vancouver	5-3	3.04	11	10	2	0	0	80.0	79	29	27	22	38
1982	Milwaukee	0-0	10.15	4	0	0	0	0	2.2	5	3	3	1	1
	Vancouver	5-8	2.97	23	9	4	0	2	106.0	109	48	35	31	60
1983	Vancouver	0-1	10.29	3	1	0	0	0	7.0	10	8	8	5	4
1984	El Paso	6-8	4.28	16	16	7	0	0	109.1	120	61	52	35	62
	Vancouver	1-0	10.13	3	0	0	0	0	8.0	9	9	9	3	2
1985	Waterbury	9-4	3.65	39	1	0	0	7	116.0	123	59	47	36	112
1986	Maine	5-6	2.09	43	3	0	0	9	116.1	105	35	27	27	98
	Cleveland	1-0	2.50	11	0	0	0	1	18.0	18	5	5	6	12
1987	Cleveland	6-5	3.15	49	0	0	0	8	91.1	101	45	32	24	87
	Buffalo	5-2	2.04	23	0	0	0	7	61.2	49	18	14	12	61
1988	Cleveland	3-4	2.27	51	0	0	0	37	83.1	69	26	21	16	72
1989	Cleveland	7-10	2.34	59	0	0	0	32	80.2	76	25	21	13	65
1990	Cleveland	5-5	2.56	66	0	0	0	43	84.1	66	26	24	22	55
1991	Cleveland	4-8	5.54	36	4	0	0	7	63.1	87	42	39	17	48
	Colorado Springs	2-2	3.38	17	2	1	1	7	35.2	30	14	13	5	29
MINOR LEAGUE TOTALS		69-62	3.23	263	107	44	9	34	1149.0	1120	515	412	365	791
AL TOTALS		26-32	3.08	276	4	0	0	128	423.2	422	172	145	99	340
MAJOR LEAGUE TOTALS		26-32	3.08	276	4	0	0	128	423.2	422	172	145	99	340

1991 Pitching Breakdown

	W-L	ERA	G	IP	H	ER		W-L	ERA	G	IP	H	ER
Season	4-8	5.54	36	63.1	87	39	April	0-2	5.00	9	9.0	12	5
Home	1-4	6.41	13	26.2	39	19	May	1-2	5.87	9	7.2	16	5
Road	3-4	4.91	23	36.2	48	20	June	0-2	6.23	9	8.2	11	6
Day	0-0	3.00	11	9.0	14	3	July	0-1	5.40	4	5.0	4	3
Night	4-8	5.96	25	54.1	73	36	August	—	—	—	—	—	—
Starter	3-1	3.77	4	31.0	40	13	Sept/Oct.	3-1	3.66	5	32.0	42	13
Reliever	1-7	7.24	32	32.1	47	26	Before ASG	1-6	6.67	29	28.1	45	21
							After ASG	3-2	4.63	7	35.0	42	18

DOUG JONES GAME HIGHS

- Longest Winning Streak: 4, June 16-26, 1990
- Longest Losing Streak: 3, (4 times)—last, May 26-July 16, 1991
- Strikeouts (starter): 13, September 17, 1991 vs. Detroit
- Strikeouts (relief): 7, September 21, 1987
- Walks: 5, August 30, 1989 vs. Boston
- Innings (starter): 8.2, September 10, 1991 at Milwaukee
- Innings (relief): 4.0 (5 times)—last, September 9, 1989 vs. Toronto

JONES' CAREER FIELDING

	PO	A	E	PCT.
Pitcher	27	61	9	.907



BARRY LYONS

#49 - Catcher

BIRTHDATE: June 3, 1960

1992 OPENING DAY AGE: 31

BIRTHPLACE: Biloxi, MS

HOME: Biloxi, MS

BATS: Right **THROW:** Right

HEIGHT: 6-1 **WEIGHT:** 200

M.L. SERVICE: 4.086

CONTRACT STATUS: Signed through 1992

HOW OBTAINED: Signed to a Tucson contract on January 15, 1992.

1991 SEASON

Saw action with both the Dodgers and Angels during the year.

- opened the season with the Dodgers but was optioned to Albuquerque on May 30 after going hitless in nine at-bats...made one start with the Dodgers (May 4 at Philadelphia)...did not see any action with Albuquerque and opted for free agency on June 12 after his contract was assigned outright to Albuquerque.
- signed with the Angels Edmonton affiliate and hit .309 in 47 games...caught 26 games, played 12 at first base and nine as the designated hitter....hit .366 at home, .236 on the road.
- recalled to California on September 2...was 1x5 in a pair of games with the Angels, both at first base...only hit of the year spoiled Bret Saberhagen's bid for a no-hitter in the eighth inning with one out on September 27.

MAJOR LEAGUE CAREER

Played for both the Mets and Dodgers in 1990.

- opened the year with the Mets and played in 24 games before he was placed on the DL on May 18 with lower back pain...sent to Tidewater on June 8 on a rehab assignment and then optioned to Tidewater on July 7...hit .171 in 57 games before he was released on September 4.
- signed as a free agent by the Dodgers on September 21 and played in three games...was 1x5 but his lone hit was a pinch hit home run off Rafael Novoa of the Giants on September 30.

Reached career highs in hits (58), doubles (13), and RBI (27) in 1989.

- had a career-best 10-game hitting streak from May 20-June 2...placed on the DL on June 27 with a broken right toe.

Hit .293 from June 27 to the end of the season in 1988.

Spent his first full season in the majors in 1987.

- hit his first major league home run, a pinch-hit shot off Pat Perry of St. Louis at Shea Stadium on April 26...drove in a career-best four runs on October 3 at St. Louis.

Began 1986 with the Mets but was optioned to Tidewater on May 9.

- made his major league debut on April 19 vs. Philadelphia...hit .295 in 61 games at Tidewater...season came to an end on August 3 when he suffered a broken right forearm when he was hit by a pitch.

MINOR LEAGUE HIGHLIGHTS

Broke Darryl Strawberry's Jackson record by driving in 108 runs in 1985.

- named to the TOPPS Double A All-Star team...led the team with 16-game winning RBI.

Named the MVP of the Carolina League in 1984 after hitting .316 with 12 homers and 87 RBI.

Split time between Lynchburg and Columbia in 1983.

Scored 46 runs in 45 games in his pro debut in 1982.

PERSONAL/MISCELLANEOUS

Lives in Biloxi, MS in the off-season.

- graduated from Biloxi High and attended Delta State (MS) University...fellow Astros catcher Eddie Tucker also attended Delta State...was the MVP of his American Legion team in 1977 and 1978.

LYONS' CAREER TRANSACTIONS

- Selected by Detroit in the 25th round of the June 1981 draft.
- Selected by New York Mets in the 19th round of the June 1982 draft.
- On disabled list, August 4 - end of season, 1986 (broken right forearm).
- On disabled list, June 27-July 25, 1989 (broken right toe).
- On disabled list, May 16-July 9, 1990 (lower back pain).
- Released by New York on September 4, 1990
- Signed as a free agent by Los Angeles on September 21, 1990.
- Elected for free agency on June 12, 1991.
- Signed by Edmonton (Angels organization) on June 15, 1991.
- Released by California on October 24, 1991.
- Signed to a Tucson contract on January 15, 1992.

BARRY STEPHEN LYONS

YEAR	CLUB	AVG.	G	AB	R	H	2B	3B	HR	RBI	BB	SO	SB
1982	Shelby	.280	45	164	23	46	12	0	4	46	24	10	0
1983	Lynchburg	.143	2	7	0	1	0	0	0	2	0	0	0
	Columbia	.297	92	316	55	94	9	2	5	45	42	32	3
1984	Lynchburg	.316	115	412	60	130	17	3	12	87	45	40	1
1985	Jackson	.307	126	486	69	149	34	6	11	108	25	67	3
1986	Tidewater	.295	61	234	28	69	16	0	4	46	18	32	0
	New York (NL)	.000	6	9	1	0	0	0	0	2	1	2	0
1987	New York (NL)	.254	53	130	15	33	4	1	4	24	8	24	0
1988	New York (NL)	.231	50	91	5	21	7	1	0	11	3	12	0
1989	New York (NL)	.247	79	235	15	58	13	0	3	27	11	28	0
	Tidewater	.100	5	20	1	2	0	1	0	2	0	4	0
1990	Tidewater	.171	57	164	8	28	5	0	0	17	16	25	0
	New York (NL)	.238	24	80	8	19	0	0	2	7	2	9	0
	Los Angeles	.200	3	5	1	1	0	0	1	2	0	1	0
1991	Los Angeles	.000	9	9	0	0	0	0	0	0	0	2	0
	Edmonton	.309	47	165	15	51	13	0	2	23	10	11	0
	California	.200	2	5	0	1	0	0	0	0	0	0	0
MINOR LEAGUE TOTALS		.290	550	1968	259	570	106	12	38	376	180	221	7
NL TOTALS		.236	224	559	45	132	24	2	10	73	25	78	0
AL TOTALS		.200	2	5	0	1	0	0	0	0	0	0	0
MAJOR LEAGUE TOTALS		.236	226	564	45	133	24	2	10	73	25	78	0

Career Pinch Hitting (1991 totals): .175, 40-7-2-5 (.000, 4-0-0-0)

Versus the National League

1991					Career					
AVG.	AB	H	HR	RBI	CLUB	AVG.	AB	H	HR	RBI
—	—	—	—	—	Chicago	.231	78	18	1	15
.000	1	0	0	0	Montreal	.164	61	10	2	6
.000	1	0	0	0	New York	.000	1	0	0	0
.000	4	0	0	0	Philadelphia	.197	61	12	1	9
—	—	—	—	—	Pittsburgh	.271	48	13	1	8
—	—	—	—	—	St. Louis	.359	56	19	1	12
.000	6	0	0	0	Totals vs. East	.236	305	72	6	50
.000	1	0	0	0	Atlanta	.179	28	5	0	3
.000	1	0	0	0	Cincinnati	.189	37	7	1	2
—	—	—	—	—	Houston	.186	43	8	0	1
—	—	—	—	—	Los Angeles	.292	48	14	0	5
—	—	—	—	—	San Diego	.308	39	12	1	4
.000	1	0	0	0	San Francisco	.237	59	14	2	8
.000	3	0	0	0	Totals vs. West	.236	254	60	4	23

1991 Batting Breakdown

	AVG.	AB	H	HR	RBI		AVG.	AB	H	HR	RBI
Season	.071	14	1	0	0	April	.000	2	0	0	0
Home	.000	5	0	0	0	May	.000	7	0	0	0
Road	.111	9	1	0	0	June	—	—	—	—	—
Day	.000	4	0	0	0	July	—	—	—	—	—
Night	.100	10	1	0	0	August	—	—	—	—	—
vs. RHP	.167	6	1	0	0	Sept/Oct.	.200	5	1	0	0
vs. LHP	.000	8	0	0	0	Before ASG	.000	9	0	0	0
						After ASG	.200	5	1	0	0

BARRY LYONS GAME HIGHS

Most Hits: 3 (3 times)—last August 10, 1989 at St. Louis
Most Home Runs: 1, (10 times)—last September 30, 1990 at San Francisco
Most RBI: 4 (twice)—last, October 3, 1987 at St. Louis
Most Stolen Bases: No major league stolen bases
Longest Hitting Streak: 10, May 20-June 2, 1989

LYONS' "MULTIPLE GAMES"

	HITS	RBI
2 in a game	27	9
3 in a game	3	2
4 in a game	0	2

LYONS' CAREER FIELDING

	PO	A	E	PB	PCT.
Catcher	1026	67	22	16	.989
First Base	11	2	0	—	1.000



SCOTT MAKAREWICZ

#69 - Catcher

BIRTHDATE: March 1, 1967

1992 OPENING DAY AGE: 25

BIRTHPLACE: Grand Rapids, MI

HOME: Grand Rapids, MI

BATS: Right **THROWS:** Right

HEIGHT: 6-0 **WEIGHT:** 200

M.L. SERVICE: 0.000

CONTRACT STATUS: Signed through 1992

HOW OBTAINED: Selected by Houston in the sixth round of the June 1989 draft.

1991 SEASON

Spent the entire season at Double A Jackson, hitting .231 in 76 games.

- split the catching duties with Tony Eusebio and John Massarelli during the year... caught 70 games and played three at first base.
- hit .248 with no homers and 11 RBI at home, .216 with a pair of homers and 19 RBI on the road.

MINOR LEAGUE HIGHLIGHTS

Earned a promotion to Columbus for the final month of 1990 after hitting .290-or-better in each of his last three months at Osceola.

Split time with Kevin Scott as the starting catcher at Auburn in 1989.

PERSONAL/MISCELLANEOUS

Single and makes his home in Grand Rapids, MI.

- graduated from Grand Rapids West Catholic High in 1986 and attended Michigan State University for three years...holds the MSU career home run record (28).

MAKAREWICZ' CAREER TRANSACTIONS

— Selected by Houston in the sixth round of the June 1989 draft.

SCOTT GERALD MAKAREWICZ

YEAR	CLUB	AVG.	G	AB	R	H	2B	3B	HR	RBI	BB	SO	SB
1989	Auburn	.241	61	216	22	52	17	0	4	24	14	43	2
1990	Osceola	.277	94	343	35	95	12	2	4	49	21	62	0
	Columbus	.235	28	85	5	20	1	0	2	11	11	13	0
1991	Jackson	.231	76	229	23	53	9	0	2	30	18	36	1
MINOR LEAGUE TOTALS		.252	259	873	85	220	39	2	12	114	64	154	3



JOHN MASSARELLI

#71 - Catcher

BIRTHDATE: January 23, 1966

1992 OPENING DAY AGE: 26

BIRTHPLACE: Dover, OH

HOME: Canton, OH

BATS: Right **THROWS:** Right

HEIGHT: 6-2 **WEIGHT:** 200

M.L. SERVICE: 0.000

CONTRACT STATUS: Signed through 1992

HOW OBTAINED: Selected by the Astros in the eighth round of the June 1987 draft.

1991 SEASON

Saw action at Osceola and Jackson before joining Tucson in time for its drive to the Pacific Coast League title.

- began the year at Osceola and was hitting .358 when he was promoted to Jackson in mid-May...returned to Osceola in late May, then returned to Jackson in mid-June...caught 18 games and played 27 in the outfield at Osceola..
- played 12 games in his two stints at Jackson before injuries resulted in his promotion to Tucson at the end of June.
- hit safely in seven of his first eight games at Tucson...went on to hit .268 in 46 contests...caught 27 games, played nine in the outfield and was the designated hitter in six others.
- stole a combined 22 bases at the three levels, and has 136 steals in his past four seasons.

MINOR LEAGUE HIGHLIGHTS

Selected to the Florida State League All-Star team in 1990 after finishing sixth in the batting race (.295) and third in the league with 54 steals.

Hit .248 in 90 games at Asheville in 1989.

Joined Andy Mota (.351) and Luis Gonzalez (.312) to give Auburn a trio of .300 hitters in 1988, finishing at .302.

Began his pro career at Auburn in 1987 and also saw action at Asheville.

PERSONAL/MISCELLANEOUS

Single and makes his home in Canton, OH.

- graduated from Canton Central (OH) High in 1984 and attended the University of Akron for three years...named co-winner of the Touchdown Club Trophy after hitting .419 with a school record 38 stolen bases...All-Ohio Valley as a junior.

MASSARELLI'S CAREER TRANSACTIONS

- Selected by Houston in the eighth round of the June 1987 draft.

Houston has improved its record in each of the three decades since the club joined the National League in 1962. The Astros were 555-739 (.429) in the 1960s, 793-817 (.493) in the 1970s, and 819-750 (.522) in the 1980s.

JOHN DAVID MASSARELLI

YEAR	CLUB	AVG.	G	AB	R	H	2B	3B	HR	RBI	BB	SO	SB
1987	Auburn	.161	23	56	7	9	1	2	0	3	7	10	3
	Asheville	.333	6	17	6	6	0	0	0	1	2	1	3
1988	Auburn	.302	59	179	29	54	8	1	0	26	32	31	25
1989	Asheville	.248	90	246	43	61	13	2	3	21	35	42	25
1990	Osceola	.295	120	396	55	117	8	3	2	50	41	72	54
1991	Osceola	.309	51	194	27	60	9	0	1	22	16	34	18
	Jackson	.211	12	38	3	8	0	0	0	0	1	2	4
	Tucson	.268	46	127	19	34	7	1	0	16	15	18	10
MINOR LEAGUE TOTALS		.279	407	1253	189	349	46	9	6	139	149	210	142



JOE MIKULIK

#70 - Outfielder

BIRTHDATE: October 30, 1963

1992 OPENING DAY AGE: 28

BIRTHPLACE: Weimar, TX

HOME: Asheville, NC

BATS: Right **THROWS:** Right

HEIGHT: 5-11 **WEIGHT:** 180

M.L. SERVICE: 0.000

CONTRACT STATUS: Signed through 1992

HOW OBTAINED: Selected by Houston in the ninth round of the January 1984 draft.

1991 HIGHLIGHTS

Led the Astros minor league system with a career-best 94 RBI at Jackson, topping the club with 15 homers and 144 hits.

- hit over .300 in every other month (.318 in April, .337 in June, .305 in August)...hit 11 of his 15 homers on the road...hit 10 of his homers and drove in 50 of his runs vs. Shreveport and Tulsa.
- kept his average above .280 for all but two days during the year.

MINOR LEAGUE HIGHLIGHTS

Split time between Columbus and Tucson in 1990.

Spent most of 1989 at Monclova in the Mexican League, but joined Tucson for the final week of the year.

Made his first appearance at the Triple A level after hitting .275 in 48 games at Columbus in 1988.

Finished second in the Southern League with nine triples in 1987.

Finished second to Ken Caminiti in hits (154-151) at Columbus in 1986 while helping the Astros to the Southern League title.

Led Asheville with 141 hits in 1985.

Led the New York-Penn League by appearing in 76 games in 1984 with Auburn.

PERSONAL/MISCELLANEOUS

Graduated from Schulenberg (TX) High and attended San Jacinto JC.

- he, wife Kathy and daughter Susan (5/20/86) make their home in Asheville, NC.

MIKULIK' CAREER TRANSACTIONS

- Selected by Houston in the ninth round of the January 1984 draft.

Houston Assistant General Manager Bob Watson scored the millionth run in major league baseball history in 1975. Watson was on base when Milt May slugged a home run against the Giants at Candlestick Park on May 4.

JOSEPH GERARD MIKULIK

YEAR	CLUB	AVG.	G	AB	R	H	2B	3B	HR	RBI	BB	SO	SB
1984	Auburn	.247	*76	283	57	70	8	1	2	27	28	55	23
1985	Asheville	.267	135	529	87	141	27	3	23	87	37	94	18
1986	Columbus	.301	130	502	80	151	21	11	9	69	33	91	14
1987	Columbus	.242	133	488	88	118	17	9	12	57	36	93	11
1988	Columbus	.275	48	189	33	52	8	4	3	34	16	34	13
	Tucson	.222	68	176	15	39	6	4	1	17	10	38	6
1989	Tucson	.294	8	17	2	5	0	0	0	3	0	5	0
	Monclova	.318	130	487	88	155	20	12	24	86	51	*112	15
1990	Columbus	.258	46	120	17	31	3	2	4	20	16	22	8
	Tucson	.331	62	175	31	58	11	2	1	29	13	17	3
1991	Jackson	.293	133	492	76	144	17	4	15	94	41	62	20
	Tucson	.500	2	4	2	2	0	0	0	0	0	0	1
MINOR LEAGUE TOTALS		.279	971	3462	574	966	138	52	94	523	281	623	131



ROB MURPHY

#47 - Lefthanded Pitcher

BIRTHDATE: May 26, 1960

1992 OPENING DAY AGE: 31

BIRTHPLACE: Miami, FL

HOME: Miami, FL

BATS: Left

THROWS: Left

HEIGHT: 6-2

WEIGHT: 215

M.L. SERVICE: 5.115

CONTRACT STATUS: Signed through 1992

HOW OBTAINED: Signed to a Tucson contract on January 27, 1992.

1991 HIGHLIGHTS

Traded from Boston to Seattle on April 1 and set a Mariners record for consecutive appearances without a decision (54).

- lost his only decision of the year at Boston on September 5...that loss ended a streak of 77 consecutive appearances without a decision that dated back to July 14, 1990.
- has never played on a losing team in his major league career...currently holds the major league record for consecutive appearances without a win (129)...last win was on September 22, 1989 vs. Detroit.
- season came to a premature end on September 8 when he severely twisted his right ankle...57 appearances were his lowest total since 1986...his 362 appearances are the most in the majors over the last five years.
- had a 1.40 ERA and no homers in 27 games at the Kingdome and a 1.80 ERA in 33 games on turf.
- held lefthanders to a .203 average (15x74) and two homers...both homers came in back-to-back appearances vs. the White Sox Dan Pasqua...had allowed only three homers to lefthanders in his previous 366 major league games.

MAJOR LEAGUE CAREER

Finished sixth in the American League with 68 appearances in 1990.

- converted seven of 10 save opportunities, including six of his last seven.
- made a throwing error on September 5 vs. Oakland to snap his major league record string of 332 consecutive errorless games to start his career.

Finished second in the AL with 74 appearances in 1989, the highest total in Red Sox history by a lefthander, and the second-highest total in club history (Dick Radatz-79 in 1964).

- 74 appearances were three more than Sparky Lyle's 1969 club mark for lefties...seven of his nine saves came on the road.

Led the National League with 76 appearances in 1988.

Set a major league record for lefthanders by appearing in 87 games in 1987, but finished second in the league to Kent Tekulve (90).

- finished fifth among NL relievers with eight wins and 99 strikeouts.

Opened the year at Denver in 1986, but came on to post a 6-0 record and 0.77 ERA in 34 games with the Reds.

- picked up his first major league win on July 27 vs. Montreal.

Spent most of 1985 with Denver, but made his major league debut with the Reds on September 13 vs. Los Angeles.

MINOR LEAGUE HIGHLIGHTS

Made the move to the bullpen in 1984 and led the Eastern League with 14 saves.

- did not allow a home run in 69.2 innings to help lead Vermont to the Eastern League title.

Split time between the rotation and the bullpen at Cedar Rapids in 1983.

Struck out 96 in 89 innings at Cedar Rapids in 1982.

Started 20 of 25 games at Tampa in 1981 in his pro debut.

PERSONAL/MISCELLANEOUS

Graduated from Christopher Columbus High in Miami and attended the University of Florida...tossed a one-hitter vs. Notre Dame in the second start of his college career.

- has an avid interest in horse racing, both from the breeding and racing standpoint.
- he and wife Mary make their home in Miami.

MURPHY'S CAREER TRANSACTIONS

- Selected by Milwaukee in the 29th round of the June 1978 draft.
- Selected by Cincinnati in the first round, secondary phase of the January 1981 draft.
- Acquired by Boston along with Nick Esasky (INF) for Todd Benzinger (INF), Jeff Sellers (P) and a player to be named (Luis Vasquez) on January 12, 1989.
- Acquired by Seattle for Mike Gardiner (P) on April 1, 1991.
- Became a non-tendered free agent on December 20, 1991.
- Signed to a Tucson contract on January 27, 1992.

ROBERT ALBERT MURPHY, JR.

YEAR	CLUB	W-L	ERA	G	GS	CG	SHO	SV	IP	H	R	ER	BB	SO
1981	Tampa	6-8	4.54	25	20	2	0	0	105.0	109	73	53	67	58
1982	Cedar Rapids	3-7	4.04	31	9	0	0	0	89.0	92	62	40	61	96
1983	Cedar Rapids	6-10	3.33	36	18	2	1	2	140.2	120	66	52	69	137
1984	Vermont	2-3	2.71	45	1	0	0	*15	69.2	57	23	21	35	69
1985	Denver	5-5	4.61	41	0	0	0	5	84.0	94	55	43	57	66
	Cincinnati	0-0	6.00	2	0	0	0	0	3.0	2	2	2	2	1
1986	Denver	3-4	1.90	27	0	0	0	7	42.2	33	12	9	24	36
	Cincinnati	6-0	0.72	34	0	0	0	1	50.1	26	4	4	21	36
1987	Cincinnati	8-5	3.04	87	0	0	0	3	100.2	91	37	34	32	99
1988	Cincinnati	0-6	3.08	*76	0	0	0	3	84.2	69	31	29	38	74
1989	Boston	5-7	2.74	74	0	0	0	9	105.0	97	38	32	41	107
1990	Boston	0-6	6.32	68	0	0	0	7	57.0	85	46	40	32	54
1991	Seattle	0-1	3.00	57	0	0	0	4	48.0	47	17	16	19	34
MINOR LEAGUE TOTALS		25-37	3.69	205	48	4	1	29	531.0	505	291	218	313	462
AL TOTALS		5-14	3.77	199	0	0	0	20	210.0	229	101	88	91	195
NL TOTALS		14-11	2.60	199	0	0	0	7	238.2	188	74	69	93	210
MAJOR LEAGUE TOTALS		19-25	3.15	398	0	0	0	27	448.2	417	175	157	185	405

MAJOR LEAGUE HITTING RECORD	AVG.	AB	H	HR	RBI
Career	.125	8	1	0	0

Versus the National League

1991							Career						
W-L	ERA	G	IP	H	ER	CLUB	W-L	ERA	G	IP	H	ER	
—	—	—	—	—	—	Chicago	0-0	3.86	14	11.2	14	5	
—	—	—	—	—	—	Montreal	1-1	2.31	10	11.2	11	3	
—	—	—	—	—	—	New York	0-2	4.67	16	17.1	20	9	
—	—	—	—	—	—	Philadelphia	0-0	0.00	12	12.0	4	0	
—	—	—	—	—	—	Pittsburgh	1-2	4.66	14	19.1	23	10	
—	—	—	—	—	—	St. Louis	0-1	4.71	15	21.0	16	11	
Totals vs. East							2-6	3.68	81	93.0	88	38	
—	—	—	—	—	—	Atlanta	3-2	1.42	20	25.1	20	4	
—	—	—	—	—	—	Cincinnati	—	—	—	—	—	—	
—	—	—	—	—	—	Houston	3-0	0.95	23	28.1	10	3	
—	—	—	—	—	—	Los Angeles	2-1	2.10	24	30.0	18	7	
—	—	—	—	—	—	San Diego	3-1	1.82	24	29.2	20	6	
—	—	—	—	—	—	San Francisco	1-1	3.06	27	32.1	32	11	
Totals vs. West							12-5	1.92	118	145.2	100	31	

1991 Pitching Breakdown

	W-L	ERA	G	IP	H	ER		W-L	ERA	G	IP	H	ER
Season	0-1	3.00	57	48.0	47	16	April	0-0	1.42	6	6.1	7	1
Home	0-0	1.40	27	25.2	19	4	May	0-0	2.92	9	12.1	11	4
Road	0-1	4.84	30	22.1	28	12	June	0-0	3.09	13	11.2	11	4
Day	0-0	3.05	24	20.2	21	7	July	0-0	2.08	12	8.2	7	2
Night	0-1	2.96	33	27.1	26	9	August	0-0	1.23	13	7.1	7	1
Starter							Sept/Oct.	0-1	21.60	4	1.2	4	4
Reliever	0-1	3.00	57	48.0	47	16	Before ASG	0-0	2.53	31	32.0	30	9
							After ASG	0-1	3.94	26	16.0	17	7

ROB MURPHY GAME HIGHS

Longest Winning Streak: 6, July 27-October 2, 1986
 Longest Losing Streak: 6 (twice)—last, April 13-July 14, 1990
 Strikeouts: 5 (5 times)—last, July 19, 1989 at Toronto
 Walks: 3 (7 times)—last, August 8 at California
 Innings: 3.1 (3 times)—last, April 25, 1990 vs. California

MURPHY'S CAREER FIELDING

	PO	A	E	PCT.
Pitcher	25	67	3	.968

MOST RELIEF APPEARANCES LAST FIVE YEARS

1. ROB MURPHY	362	6. Juan Agosto	327
2. Mitch Williams	356	7. Bobby Thigpen	324
3. Chuck Crim	332	8. Craig Lefferts	321
4. Roger McDowell	330	9. Steve Bedrosian	314
5. Paul Assenmacher	328	10. John Franco	304



RICK PARKER

#30 - Infielder

BIRTHDATE: March 20, 1963

1992 OPENING DAY AGE: 29

BIRTHPLACE: Kansas City, MO

HOME: Independence, MO

BATS: Right **THROWS:** Right

HEIGHT: 6-0 **WEIGHT:** 185

M.L. SERVICE: 1.020

CONTRACT STATUS: Signed through 1992

HOW OBTAINED: Signed to a Tucson contract on January 3, 1992.

1991 SEASON

After opening the season on the DL, he had a short stint with the Giants before returning to Phoenix.

- was placed on the DL on March 25 with a strained left hamstring...was sent to Phoenix on a rehab assignment from April 27-May 15...reinstated on May 15.
- made one start and appeared as a pinch-hitter eight times with the Giants before he was optioned to Phoenix on June 9...recalled on June 18 and appeared in four more games before he was optioned again to Phoenix on June 23.
- hit .300 in 85 games for the Firebirds, including a career-best six home runs.
- hit safely in his first 11 games and 17 of his first 18 at Phoenix...was hitting .408 on June 15...fell to .259 on August 13 but then hit in 18 of his last 20 to return to .300 on the last day of the season...hit higher than .320 in each month except July (.187).
- played 58 games in the outfield and 13 each at third and shortstop...hit .299 at home and .301 on the road.

MAJOR LEAGUE CAREER

Was hitting .347 in 19 games at Phoenix in **1990** when he was promoted to the majors.

- first major league at-bat came as a pinch-hitter at Montreal on May 4...singled off Don Carman at Philadelphia on May 11 for his first hit.
- had his first three-hit game on June 6 vs. Cincinnati...had four hits, including his first major league home run, and six RBI at Atlanta on June 8...hit .303 in his first stint in the majors.
- optioned to Phoenix on June 18 and recalled on August 11...sent back down again on August 25 and returned on September 5...played all three outfield spots and every infield spot except first for the Giants.

MINOR LEAGUE HIGHLIGHTS

Opened **1989** at the Double A level with the Phillies organization and moved to Triple A Phoenix after he was traded to the Giants along with Steve Bedrosian...had a career-best nine triples at Reading and added two more with Phoenix.

Stole a career-best 24 bases in 30 attempts at Reading in **1988**...played all four infield positions and all three in the outfield.

Hit a career-best 13 doubles at Clearwater in **1987**.

Opened **1986** at Clearwater, but was sent to Spartanburg after hitting .234 in 63 games...hit .296 in 62 games at Spartanburg.

Hit .249 at Bend in **1985** in his first pro season.

PERSONAL/MISCELLANEOUS

He, wife Cheryl and daughter Allison (12/21/87) make their home in Independence, MO.

- graduated from Oak Park (MO) High in Kansas City in **1981** and attended Southwest Missouri State and the University of Texas.
- was a member of the Longhorns' **1985** team that finished second at the College World Series...was a college teammate of Bruce Ruffin and Greg Swindell.
- has an AS degree in Microprocessor Technology from the Electronics Institute in Kansas City.

PARKER'S CAREER TRANSACTIONS

- Selected by Philadelphia in the 17th round of the June 1985 draft.
- Acquired by San Francisco on August 7, 1989 to complete a June 18 deal which sent Dennis Cook, Terry Mullholland and Charlie Hayes to Philadelphia for Steve Bedrosian.
- Released by San Francisco on December 9, 1991
- Signed to a Tucson contract on January 3, 1991.

RICHARD ALAN PARKER

YEAR	CLUB	AVG.	G	AB	R	H	2B	3B	HR	RBI	BB	SO	SB
1985	Bend	.249	55	205	45	51	9	1	2	20	40	42	14
1986	Clearwater	.234	63	218	24	51	10	2	0	15	21	29	8
	Spartanburg	.296	62	233	39	69	7	3	5	28	36	39	14
1987	Clearwater	.252	101	330	56	83	13	3	3	34	31	36	6
1988	Reading	.257	116	362	50	93	13	3	2	47	36	50	24
1989	Reading	.237	103	388	59	92	7	9	3	32	42	62	17
	Phoenix	.265	18	68	5	18	2	2	0	11	2	14	1
1990	Phoenix	.311	34	132	29	41	5	3	1	15	17	17	13
	San Francisco	.243	54	107	19	26	5	0	2	14	10	15	6
1991	San Francisco	.071	13	14	0	1	0	0	0	1	1	5	0
	Phoenix	.300	85	297	41	89	10	9	6	41	26	35	16

MINOR LEAGUE TOTALS .263 637 2233 348 587 76 35 22 243 251 324 113

MAJOR LEAGUE TOTALS .223 67 121 19 27 5 0 2 15 11 20 6

Career Pinch Hitting (1991 Totals): .148, 27-4-0-3 (.000, 8-0-0-0).

The Astros have paid tribute to two former players by retiring their uniform numbers. They are: 32--worn by pitcher Jim Umbricht who died of cancer while a member of the Colt .45's in 1964 and 40--worn by pitcher Don Wilson who died a tragic death in 1975.

Versus the National League

1991					Career					
AVG.	AB	H	HR	RBI	CLUB	AVG.	AB	H	HR	RBI
.000	2	0	0	0	Chicago	.200	5	1	0	0
.000	4	0	0	0	Montreal	.143	7	1	0	0
—	—	—	—	—	New York	.000	2	0	0	0
—	—	—	—	—	Philadelphia	.188	16	3	0	3
—	—	—	—	—	Pittsburgh	.118	17	2	0	2
.000	1	0	0	0	St. Louis	.000	5	0	0	0
.000	7	0	0	0	Totals vs. East	.135	52	7	0	5
.000	3	0	0	0	Atlanta	.292	24	7	1	8
.250	4	1	0	1	Cincinnati	.333	21	7	0	1
—	—	—	—	—	Houston	.286	7	2	0	0
—	—	—	—	—	Los Angeles	.500	2	1	0	0
—	—	—	—	—	San Diego	.200	15	3	1	1
—	—	—	—	—	San Francisco	—	—	—	—	—
.143	7	1	0	1	Totals vs. West	.290	69	20	2	10

1991 Batting Breakdown

	AVG.	AB	H	HR	RBI		AVG.	AB	H	HR	RBI
Season	.071	14	1	0	1	April	—	—	—	—	—
Home	.000	9	0	0	0	May	.091	11	1	0	1
Road	.200	5	1	0	1	June	.000	3	0	0	0
Day	.000	6	0	0	0	July	—	—	—	—	—
Night	.125	8	1	0	1	August	—	—	—	—	—
vs. RHP	.091	11	1	0	1	Sept/Oct.	—	—	—	—	—
vs. LHP	.000	3	0	0	0	Before ASG	.071	14	1	0	1
						After ASG	—	—	—	—	—

RICK PARKER GAME HIGHS

Most Hits: 4, June 8, 1990 at Atlanta
 Most Home Runs: 1 (twice)—last, July 12, 1990 at San Diego
 Most RBI: 6, June 8, 1990 at Atlanta
 Most Stolen Bases: 1 (6 times)—last, October 3, 1990 vs. Atlanta
 Longest Hitting Streak: 3, June 4-8, 1990

PARKER'S "MULTIPLE" GAMES

	HITS	RBI
2 in a Game	2	2
3 in a Game	1	0
4 in a Game	1	0
6 in a Game	0	1

PARKER'S CAREER FIELDING

	PO	A	E	PCT.
Outfield	49	1	1	.980
Second Base	0	0	0	.000
Third Base	1	0	1	.500

In the club's 30-year history, only one Houston player has homered in his first major league at-bat. Reliever Jose Sosa connected off San Diego's Danny Frisela at the Astrodome on July 30, 1975. The game was Sosa's first major league appearance and he went on to pick up the only save of his career that night.



RAFAEL RAMIREZ

#16 - Infielder

BIRTHDATE: February 18, 1959

1992 OPENING DAY AGE: 33

BIRTHPLACE: San Pedro de Macoris, DR

HOME: San Pedro de Macoris, DR

BATS: Right **THROWS:** Right

HEIGHT: 5-11 **WEIGHT:** 190

M.L. SERVICE: 10.063

CONTRACT STATUS: Signed through 1992.

HOW OBTAINED: Acquired from the Atlanta Braves on December 8, 1987 in exchange for Mike Stoker and Ed Whited.

1991 SEASON

Used principally as a back-up, and also saw his first career action at second base.

- made 45 starts, 27 at shortstop, 18 at second base...made his first career start at second on May 28 at Los Angeles.
- was 4x6 and scored three times in his last start at second, August 28 at Philadelphia.
- led the club with a career-high, 39 pinch-hit at-bats and nine pinch hits...entered 1991 with just 34 career at-bats and nine hits as a pinch hitter...finished second on the club with seven RBI as a pinch hitter.
- collected five straight pinch hits from June 26-August 5 to set a club record...the old mark of four was held by four players and done five times (Jackie Brandt-1967; Bob Watson-1969 and 1975; Jesus Alou-1971; Denny Walling-1979).
- drove in the winning run as a pinch-hitter in back-to-back games against the Dodgers...drove in a pair with a double on August 2 and one with a single on August 3...both hits came off John Candelaria.
- finished with more walks (13) than errors (8) for the first time in his 11-year major league career.

MAJOR LEAGUE CAREER

Reached double figures in steals for the first time since 1986 by swiping 10 in 1990.

- tied for third in the league with 25 errors.

Set a club record and tied the National League season high in 1989 by driving in seven runs at Chicago on August 29.

- all seven RBI came in the first five innings...four of the seven RBI came on a grand slam off Dean Wilkins...has hit both of his grand slams at Chicago.
- had five game-winning hits in extra innings.

Led the Astros with a .276 average in 1988, the first shortstop to do so since Denis Menke in 1970.

- had a career-best 59 RBI and 30 doubles...finished with a career-low 23 errors.
- collected his 1,000th hit with a double off Jeff Parrett of Montreal on July 4...hit his first grand slam on May 29 at Chicago off Mike Capel.

Limited to only 179 at-bats and 56 games with partially torn ligaments in his left knee that placed him on the DL from July 2 to September 25 in 1987.

Led the Braves with 19 steals in 1986, including a steal of home as part of a double steal on July 1 vs. San Francisco.

- tied a major league record with four doubles against Chicago on May 21...started 82 games at shortstop, 40 at third base and three in the outfield.

Had a career-best 14-game hitting streak from July 31 to August 15 in 1985.

- led National League shortstops in double plays (115) for the fourth straight year...missed 11 games with soreness in his right elbow and a small evulsion fracture in his left index finger...underwent surgery to remove a bone chip in his right elbow on November 7.

Named to the 1984 National League All-Star team, but did not play in the game.

- became the first Braves shortstop to be named to the All-Star team since Johnny Logan in 1955...was hitting .304 at the All-Star break and finished at .267 to lead all NL shortstops...also led league shortstops putouts (251) and total chances (724).

Hit a career-best .297 in 1983 and finished third in the league with 185 hits.

Hit a career-best 10 home runs as the Braves captured the Western Division title in 1982.

- tied a NL record by participating in six double plays at Cincinnati on June 27...hit two homers vs. San Diego on September 24...stole three bases at Chicago on July 27.

Ranked fourth among NL shortstops in putouts (181) and total chances (517) in **1981**, his first full season in the majors.

Reached the majors for the first time in **1980** after hitting .281 in 80 games at Richmond.

- had a four-hit game, including his first major league hit, in his third major league start on August 9...hit his first home run on August 19 off Dennis Lamp of Chicago.

MINOR LEAGUE HIGHLIGHTS

Hit 10 homers at Savannah in **1979**.

Split time between Savannah and Greenwood in **1978**.

Converted from the outfield to shortstop at Bradenton in **1977**.

PERSONAL/MISCELLANEOUS

He, wife Jacqueline and son Rafael Reynaldo (8/31/86) make their home in San Perdo de Macoris, Dominican Republic.

RAMIREZ' CAREER TRANSACTIONS

- Signed by Atlanta as a free agent on September 28, 1976.
- On disabled list, April 16-27, 1979.
- On disabled list, June 23-July 17, 1980.
- On disabled list, July 2-September 25, 1987 (partially torn ligament).
- Acquired by Houston on December 8, 1987 for Ed Whited (INF) and Mike Stoker (P).
- Filed for free agency on October 31, 1991.
- Signed to a Tucson contract on January 9, 1992.

RAFAEL EMILIO RAMIREZ

YEAR	CLUB	AVG.	G	AB	R	H	2B	3B	HR	RBI	BB	SO	SB
1977	Bradenton	.177	49	175	20	31	2	1	4	19	17	25	2
1978	Savannah	.206	38	131	14	27	4	0	2	13	5	25	1
	Greenwood	.273	81	282	54	77	15	3	6	46	41	44	4
1979	Savannah	.207	113	386	47	80	17	3	10	39	34	78	7
1980	Richmond	.281	80	281	33	79	15	3	5	38	12	54	4
	Atlanta	.267	50	165	17	44	6	1	2	11	2	33	2
1981	Atlanta	.218	95	307	30	67	16	2	2	20	24	47	7
1982	Atlanta	.278	157	609	74	169	24	4	10	52	36	49	27
1983	Atlanta	.297	152	622	82	185	13	5	7	58	36	48	16
1984	Atlanta	.266	145	591	51	157	22	4	2	48	26	70	14
1985	Atlanta	.248	138	568	54	141	25	4	5	58	20	63	2
1986	Atlanta	.240	134	496	57	119	21	1	8	33	21	60	19
1987	Atlanta	.263	56	179	22	47	12	0	1	21	8	16	6
1988	Houston	.276	155	566	51	156	30	5	6	59	18	61	3
1989	Houston	.246	151	537	46	132	20	2	6	54	29	64	3
1990	Houston	.261	132	445	44	116	19	3	2	37	24	46	10
1991	Houston	.236	101	233	17	55	10	0	1	20	13	40	3
MINOR LEAGUE TOTALS		.234	361	1255	168	294	53	10	27	155	109	226	18
HOUSTON TOTALS		.258	539	1781	158	459	79	10	15	170	84	211	19
MAJOR LEAGUE TOTALS		.261	1466	5318	545	1388	218	31	52	471	257	597	112

Career Pinch Hitting (1991 totals): .247, 73-18-0-16 (.231, 39-9-0-7).

ALL-STAR GAME RECORD

YEAR	LEAGUE/SITE	AVG.	G	AB	R	H	2B	3B	HR	RBI	BB	SO	SB
1984	National/SF												

Did Not Play

CHAMPIONSHIP SERIES RECORD

YEAR	CLUB/OPP.	AVG.	G	AB	R	H	2B	3B	HR	RBI	BB	SO	SB
1982	All. vs. St.L.	.182	3	11	1	2	0	0	0	1	1	1	0

The first official National League home run hit in the Astrodome was by Richie Allen of the Philadelphia Phillies on April 12, 1965. It was hit off Astros' pitcher Bob Bruce in the third inning with one man on base.

It was not until April 24th that a Houston player hit a home run in the Astrodome in league play. Bob Aspromonte connected off Vernon Law of the Pittsburgh Pirates in the sixth inning with one man on base.

Versus the National League

1991					Career					
AVG.	AB	H	HR	RBI	CLUB	AVG.	AB	H	HR	RBI
.120	25	3	0	1	Chicago	.273	400	109	6	50
.000	15	0	0	0	Montreal	.234	402	94	3	28
.263	19	5	0	3	New York	.251	379	95	1	42
.400	15	6	0	1	Philadelphia	.283	396	112	2	37
.111	18	2	0	2	Pittsburgh	.263	376	99	1	34
.429	14	6	0	0	St. Louis	.241	390	94	5	31
.208	106	22	0	7	Totals vs. East	.257	2343	603	18	222
.143	28	4	0	1	Atlanta	.234	188	44	1	14
.481	27	13	1	5	Cincinnati	.281	556	156	7	51
—	—	—	—	—	Houston	.278	399	111	3	35
.259	27	7	0	4	Los Angeles	.265	657	174	3	47
.200	25	5	0	1	San Diego	.262	572	150	10	47
.200	20	4	0	2	San Francisco	.249	603	150	10	55
.260	127	33	1	13	Totals vs. West	.264	2975	785	34	249

1991 Batting Breakdown

	AVG.	AB	H	HR	RBI		AVG.	AB	H	HR	RBI
Season	.236	233	55	1	20	April	.208	24	5	0	1
Home	.242	91	22	0	10	May	.195	41	8	0	1
Road	.232	142	33	1	10	June	.250	56	14	1	8
Day	.245	53	13	0	4	July	.264	53	14	0	4
Night	.233	180	42	1	16	August	.282	39	11	0	5
vs. RHP	.228	123	28	0	6	Sept/Oct.	.158	19	3	0	1
vs. LHP	.245	110	27	1	14	Before ASG	.250	132	33	1	12
						After ASG	.218	101	22	0	8

RAFAEL RAMIREZ GAME HIGHS

Most Hits: 5, September 8, 1983 vs. San Francisco
 Most Home Runs: 2, September 24, 1982 vs. San Diego
 Most RBI: 7, August 29, 1988 at Chicago
 Most Stolen Bases: 3, July 17, 1982 vs. Chicago
 Longest Hitting Streak: 14, July 31-August 15, 1985

RAMIREZ' "MULTIPLE" GAMES

	HITS	RBI	HR	SB
2 in a game	277	61	1	6
3 in a game	67	12	0	1
4 in a game	15	3	0	0
5 in a game	1	3	0	0
7 in a game	0	1	0	0

RAMIREZ' CAREER FIELDING

	PO	A	E	PCT.
Shortstop	1920	3565	264	.954
Second Base	35	52	2	.978
Third Base	25	101	9	.933
Outfield	1	0	0	1.000



DAVE RICHARDS

#62 - Lefthanded Pitcher

BIRTHDATE: September 18, 1967

1992 OPENING DAY AGE: 24

BIRTHPLACE: Rock Island, IL

HOME: San Diego, CA

BATS: Left **THROWS:** Left

HEIGHT: 6-3 **WEIGHT:** 200

M.L. SERVICE: 0.000

CONTRACT STATUS: Signed through 1992

HOW OBTAINED: Claimed on waivers from Seattle on June 19, 1991.

1991 SEASON

Made three stops, pitching for Jacksonville and Calgary with the Mariners and at Jackson for the Astros.

- opened the year at Jacksonville and was 3-0 with a 1.57 ERA in 10 games before he was promoted to Calgary...struck out a season-high eight in four innings vs. Memphis on May 6.
- made 10 appearances with Calgary before he was claimed on waivers by Houston and assigned to Jackson...was 1-1 with a 2.66 ERA in 29 games at Jackson and a combined 4-1 with a 2.28 ERA in 39 games at the Double A level.
- fanned a total of 90 in 82.1 innings, the fourth time in five pro seasons he has averaged better than a strikeout per inning.

MINOR LEAGUE HIGHLIGHTS

Led the Eastern League in strikeouts-per-nine innings (12.18) in 1990.

- fanned a season-high eight in 3.1 innings at Albany on June 4...won three straight down the stretch as London won its first-ever Eastern League crown...named the seventh-best prospect in the Tigers system by *Baseball America*.

Held opposing hitters to a .167 average at Lakeland in 1989 while winning a career-best seven games.

Ranked second in the South Atlantic League among relievers in 1988 with 11.02 strikeouts-per-nine innings.

Began his pro career at Bristol in 1987, fanning 56 in 45 innings.

RICHARDS' CAREER TRANSACTIONS

- Selected by Detroit in the 27th round of the June 1987 draft.
- Acquired by Seattle on January 22, 1991 in exchange for Todd Haney.
- Claimed on waivers by Houston on June 19, 1991.

DAVID TODD RICHARDS

YEAR	CLUB	W-L	ERA	G	GS	CG	SHO	SV	IP	H	R	ER	BB	SO
1987	Bristol	0-2	4.40	20	2	0	0	0	45.0	49	26	22	22	56
1988	Fayetteville	3-9	1.97	47	0	0	0	6	68.2	49	17	15	29	84
1989	Lakeland	7-3	1.80	28	10	0	0	1	100.0	69	24	20	50	76
1990	London	6-6	4.28	45	0	0	0	8	54.2	61	27	26	35	74
1991	Jacksonville	3-0	1.57	10	0	0	0	0	23.0	12	4	4	9	22
	Calgary	0-2	7.63	10	0	0	0	0	15.1	27	14	13	13	13
	Jackson	1-1	2.66	29	0	0	0	1	44.0	30	13	13	22	55
MINOR LEAGUE TOTALS		20-23	2.90	189	12	0	0	16	350.2	297	125	113	180	380



ERNEST RILES

#13 - Infielder

BIRTHDATE: October 2, 1960

1992 OPENING DAY AGE: 31

BIRTHPLACE: Bainbridge, GA

HOME: Tallahassee, FL

BATS: Left **THROWS:** Right

HEIGHT: 6-1 **WEIGHT:** 180

M.L. SERVICE: 6.131

CONTRACT STATUS: Signed through 1992

HOW OBTAINED: Signed to a Tucson contract on January 27, 1992.

1991 SEASON

Started 75 games for the A's, including 59 at third.

- originally acquired as a backup for all infield spots but was moved into a starting spot after Carney Lansford's off-season injury...started 61 of the first 97 games, including 52 at third...made his first major league appearance at first on July 20 at New York.
- hit .241 before the All-Star break and .156 after...best month was June (.291) but followed that with a .086 mark in July and a .125 average in August.
- hit the third grand slam of his career on July 26 at Baltimore off Dave Johnson.
- led the A's with 27 pinch-hit at bats, but collected just four hits and three RBI.

MAJOR LEAGUE CAREER

Tied for the major league lead with Atlanta's Tommy Gregg with four pinch-hit homers in **1990**.

- tied with Gregg for second in the majors with 13 pinch-hit RBI...hit .286 (12x42) as a pinch hitter and also walked six times...homered in consecutive pinch-hit at bats...hit a grand slam off Dwight Gooden on August 19th and homered on August 21.

Played five different positions for the Giants in **1989**, including second, third, short, left and right field.

- made his first pro appearance in the outfield on April 27 at St. Louis.
- hit his first career grand slam on August 20 at Philadelphia off Roger McDowell.

Split time between Milwaukee and San Francisco in **1988**.

- hit the 10,000th home in Giants history on July 9...made only three errors in 63 combined games at third (30), second (17) and short (16).

Opened the year on the DL in **1987** after a freak household accident to his right index finger in the off-season.

- hit .340 in a 41-game rehab assignment at El Paso before re-joining the Brewers...hit in a career-best 11 straight games from August 10-25.

Became the Brewers everyday shortstop in his first full year in the majors in **1986**.

Finished third behind Ozzie Guillen and Teddy Higuera in the **1985** BBWAA's AL Rookie of the Year voting after hitting .286 in 116 games.

- named AL Rookie of the Year by *USA Today*...was hitting .347 at Vancouver before he was recalled...picked up his first major league hit on May 19 vs. Kansas City and his first major league homer off the Indians Don Schulze on May 29.

MINOR LEAGUE HIGHLIGHTS

Started all year at shortstop for Vancouver in **1984** and posted a career-best .967 fielding average.

Led the Texas League with a .349 average in **1983** and also led in fielding (.952), putouts, assists and total chances.

Hit .286 at Stockton in **1982** and led the league with 84 walks...also led the loop's shortstops in total chances and finished second in fielding.

Finished fifth in the Pioneer League with a .348 average in **1981**.

PERSONAL/MISCELLANEOUS

Graduated from Bainbridge (GA) High and attended Middle Georgia College...named the Outstanding Defensive Player at the National Junior College Tournament.

- is single and lives in Tallahassee, FL in the off-season...he has one daughter, Keli P'rese (8/16/90).

RILES' CAREER TRANSACTIONS

- Selected by Seattle in the 21st round of the June 1980 draft.
- Selected by Milwaukee in the third round of the January 1981 draft.
- On disabled list, March 26-June 3, 1987 (right index finger).
- Acquired by San Francisco on December 4, 1990 in exchange for outfielder Darren Lewis and a player to be named (Pedro Pena).
- Filed for free agency on October 28, 1991
- Signed to a Tucson contract on January 27, 1992.

ERNEST RILES

YEAR	CLUB	AVG.	G	AB	R	H	2B	3B	HR	RBI	BB	SO	SB
1981	Butte	.348	67	256	63	89	11	2	4	43	31	34	9
1982	Stockton	.286	138	447	60	128	23	6	2	56	84	53	21
1983	El Paso	.349	130	476	109	166	31	3	13	91	86	54	9
1984	Vancouver	.267	123	424	59	113	19	7	3	54	67	67	1
1985	Vancouver	.347	30	118	19	41	7	1	2	20	17	13	2
	Milwaukee	.286	116	448	54	128	12	7	5	45	36	54	2
1986	Milwaukee	.252	145	524	69	132	24	2	9	47	54	80	7
1987	El Paso	.340	41	153	45	52	10	0	6	24	28	24	1
	Milwaukee	.261	83	276	38	72	11	1	4	38	30	47	3
1988	Milwaukee	.252	41	127	7	32	6	1	1	9	7	26	2
	San Francisco	.294	79	187	26	55	7	2	3	28	10	33	1
1989	San Francisco	.278	122	302	43	84	13	2	7	40	28	50	0
1990	San Francisco	.200	92	155	22	31	2	1	8	21	26	26	0
1991	Oakland	.214	108	281	30	60	8	4	5	32	31	42	3
MINOR LEAGUE TOTALS		.314	529	1874	355	589	101	19	30	288	313	245	43
AL TOTALS		.256	493	1656	198	424	61	15	24	171	158	249	17
NL TOTALS		.264	293	644	91	170	22	5	18	89	65	109	1
MAJOR LEAGUE TOTALS		.258	786	2300	289	594	83	20	42	260	230	358	18

CHAMPIONSHIP SERIES RECORD

YEAR	CLUB/OPP.	AVG.	G	AB	R	H	2B	3B	HR	RBI	BB	SO	SB
1989	S.F. vs. Chi.	.000	1	1	0	0	0	0	0	0	0	0	0

WORLD SERIES RECORD

YEAR	CLUB/OPP.	AVG.	G	AB	R	H	2B	3B	HR	RBI	BB	SO	SB
1989	S.F. vs. Oak.	.000	4	8	0	0	0	0	0	0	0	0	0

Versus the National League

1991						Career					
AVG.	AB	H	HR	RBI	CLUB	AVG.	AB	H	HR	RBI	
—	—	—	—	—	Chicago	.180	50	9	0	3	
—	—	—	—	—	Montreal	.281	57	16	1	8	
—	—	—	—	—	New York	.222	36	8	3	8	
—	—	—	—	—	Philadelphia	.306	36	11	3	15	
—	—	—	—	—	Pittsburgh	.255	47	12	3	4	
—	—	—	—	—	St. Louis	.250	48	12	1	7	
—	—	—	—	—	Totals vs. East	.248	274	68	11	45	
—	—	—	—	—	Atlanta	.293	82	24	1	8	
—	—	—	—	—	Cincinnati	.309	55	17	1	10	
—	—	—	—	—	Houston	.262	84	22	3	14	
—	—	—	—	—	Los Angeles	.213	75	16	1	5	
—	—	—	—	—	San Diego	.311	74	23	1	7	
—	—	—	—	—	San Francisco	—	—	—	—	—	
—	—	—	—	—	Totals vs. West	.276	370	102	7	44	

1991 Batting Breakdown

	AVG.	AB	H	HR	RBI		AVG.	AB	H	HR	RBI
Season	.214	281	60	5	32	April	.227	44	10	1	2
Home	.236	148	35	3	18	May	.264	72	19	1	13
Road	.188	133	25	2	14	June	.291	55	16	1	7
Day	.231	104	24	0	10	July	.085	58	5	1	5
Night	.203	177	36	5	22	August	.125	24	3	0	0
vs. RHP	.219	260	57	5	31	Sept/Oct.	.250	28	7	1	5
vs. LHP	.143	21	3	0	1	Before ASG	.241	191	46	3	22
						After ASG	.156	90	14	2	10

ERNEST RILES GAME HIGHS

Most Hits: 4 (5 times)—last, May 1, 1991 at New York
Most RBI: 4 (4 times)—last, July 26, 1991 at Baltimore
Most Home Runs: 1 (42 times)—last, September 24, 1991 vs. Kansas City
Most Stolen Bases: 2, September 1, 1985 vs. Cleveland
Longest Hitting Streak: 11, August 10-25, 1987

RILES' "MULTIPLE" GAMES

	HITS	HR	RBI	SB
2 in a game	115	0	29	1
3 in a game	23	0	16	0
4 in a game	5	0	4	0

RILES' CAREER FIELDING

	PO	A	E	PCT.
First Base	32	5	0	1.000
Second Base	79	124	4	.981
Shortstop	494	820	49	.964
Third Base	180	429	31	.952
Outfield	3	0	1	.750



DENNY WALLING

#25 - Infielder

BIRTHDATE: April 17, 1954

1992 OPENING DAY AGE: 37

BIRTHPLACE: Neptune, NJ

HOME: Waynesboro, VA

BATS: Left **THROWS:** Right

HEIGHT: 6-1 **WEIGHT:** 185

M.L. SERVICE: 13.141

CONTRACT STATUS: Signed through 1992

HOW OBTAINED: Signed to a Tucson contract on January 27, 1992.

1991 HIGHLIGHTS

Went to camp with the Red Sox without a contract and eventually was invited to the Rangers camp and made the club.

- made a pair of starts in left before he was placed on the DL from April 13-May 3 with a pulled right hamstring...on a rehab assignment at Oklahoma City from April 29-May 3.
- was 3x10 as a pinch hitter to raise his career total to 107 pinch hits and move into a tie with Gates Brown for eighth on the all-time list...Steve Braun is seventh with 113.
- made a total of nine starts, seven at third and two in left...was released on June 22.

MAJOR LEAGUE CAREER

Led the Cardinals pinch hitters with 46 at-bats, 11 hits and five RBI in **1990**...tied for seventh in the league with his 11 pinch hits.

Named the National League's top pinch hitter in a poll of managers in **1989**.

- led the Cardinals with 11 pinch hits, the highest total for a Redbird since Steve Braun had 11 in 1985.

Split time between Houston and St. Louis in **1988**.

- started 44 games for Houston (42 at third) before he was traded to St. Louis for pitcher Bob Forsch on August 31...singled as a pinch hitter in the bottom of the eighth inning on August 30 to drive in the winning run in his final game in a Houston uniform.
- left Houston as the club's career pinch hitting leader in hits (81), at-bats (295), RBI (63) and walks (32).

Opened the year on the DL with back spasms in **1987**.

- homered in his first at-bat after he was activated...played in his 1,000th game as an Astro on September 26.

Combined with Phil Garner in a highly-productive third base platoon for the Astros in their drive to the **1986** Western Division title.

- Walling and Garner combined to hit .284 with 19 homers and 80 RBI...on his own, he chalked up career highs in nearly every offensive category.
- hit a pair of homers vs. San Diego on July 2...hit a solo homer to give Mike Scott the only run he would need in his no-hitter vs. San Francisco on September 25 to clinch the division title.

Started 82 games, including 48 at third, with the Astros in **1985**.

Tied a club record by scoring four runs vs. Philadelphia on July 1, **1984**.

Re-signed with the Astros after being drafted by eight teams in the **1983** Free Agent Re-Entry Draft...made his first start at third base on April 12 at Los Angeles.

Hit .205 as reserve in **1982**.

Hit .286 after the season was re-started in **1981**...Delivered the game-winning hit in the bottom of the 11th inning of Game Two in the Divisional Championship Series.

Saw action mostly as a reserve in **1980**...Scored twice in Game Five of the League Championship Series.

Hit a career-best .327 in 87 games in **1979**, including a career-high 14 pinch hits.

Unanimous choice on the *Baseball Bulletin's* All-Rookie Team in **1978** after hitting .251 in 120 games.

- hit his first major league homer on May 20 vs. Atlanta.

Began **1977** in the A's minor league system.

- opened the season on the DL and was traded to the Houston organization on June 15...was sent to Charleston and hit .348 in 29 games before he was promoted to Houston...hit a pair of grand slams while at Charleston.
- picked up his first pinch hit with the Astros on September 26 at Atlanta.

Spent most of **1977** at Chattanooga but was recalled to Oakland at the end of the year.

Joined the A's after signing as the first selection in the secondary phase of the June **1975** draft.

- picked up his first major league hit with a double against Kansas City on September 10.

WALLING'S CAREER TRANSACTIONS

- Selected by San Francisco in the eighth round of the June 1974 draft.
- Selected by Oakland in the first round, secondary phase of the June 1975 draft.
- On disabled list, April 18 to June 15, 1977.
- Acquired by Houston along with cash to Oakland for Willie Crawford (OF) on June 15, 1977.
- Granted free agency on November 7, 1983.
- Re-signed by Houston on December 20, 1983.
- On disabled list, May 2-24, 1984
- On disabled list, March 28-April 17, 1987 (back spasms)
- On disabled list, June 20-August 6, 1988 (back spasms)
- Acquired by St. Louis for Bob Forsch (P) on August 31, 1988.
- On disabled list, May 24-June 8, 1989 (back spasms).
- Granted free agency on November 5, 1990
- Invited to spring training by Boston, February 21, 1991.
- Invited to spring training by Texas on March 25, 1991.
- Signed by Texas as a free agent on April 7, 1991.
- On disabled list on April 13-May 3, 1991 (pulled right hamstring).
- Released by Texas on June 22, 1991.
- Signed to a Tucson contract on January 27, 1992.

DENNIS MARTIN WALLING

YEAR	CLUB	AVG.	G	AB	R	H	2B	3B	HR	RBI	BB	SO	SB
1975	Oakland	.125	6	8	0	1	1	0	0	2	0	4	0
1976	Chattanooga	.257	115	369	48	95	15	5	9	42	58	51	20
	Oakland	.273	3	11	1	3	0	0	0	0	0	3	0
1977	San Jose	.300	3	10	1	3	0	0	0	4	1	0	0
	Charleston	.348	29	89	17	31	4	1	4	14	12	10	2
	Houston	.286	6	21	1	6	0	1	0	6	2	4	0
1978	Houston	.251	120	247	30	62	11	3	3	26	30	24	9
1979	Houston	.327	82	147	21	48	8	4	3	31	19	21	3
1980	Houston	.299	100	284	30	85	6	5	3	29	35	26	4
1981	Houston	.234	65	158	23	37	6	0	5	23	28	17	2
1982	Houston	.205	85	146	22	30	4	1	1	14	23	19	4
1983	Houston	.296	100	135	24	40	5	3	3	19	15	16	2
1984	Houston	.281	87	249	37	70	11	5	3	31	16	28	7
1985	Houston	.270	119	345	44	93	20	1	7	45	25	26	5
1986	Houston	.312	130	382	54	119	23	1	13	58	36	31	1
1987	Houston	.283	110	325	45	92	21	4	5	33	39	37	5
1988	Houston	.244	65	176	19	43	10	2	1	20	15	18	1
	St. Louis	.224	19	58	3	13	3	0	0	1	2	7	1
1989	St. Louis	.304	69	79	9	24	7	0	1	11	14	12	0
1990	St. Louis	.220	78	127	7	28	5	0	1	19	8	15	0
1991	Texas	.091	24	44	1	4	1	0	0	2	3	8	0
	Oklahoma City	.500	3	10	0	5	1	0	0	3	1	2	0
MINOR LEAGUE TOTALS		.280	150	478	66	134	20	6	13	63	72	63	22
A.L. TOTALS		.127	33	63	2	8	2	0	0	4	3	15	0
N.L. TOTALS		.274	1235	2879	369	790	140	30	49	376	311	308	43
MAJOR LEAGUE TOTALS		.271	1268	2942	371	798	142	30	49	380	314	323	43

Career Pinch Hitting (1991 totals): .274, 390-107-6-76 (.300,10-3-0-2).

DIVISIONAL SERIES RECORD

YEAR	CLUB/OPP.	AVG.	G	AB	R	H	2B	3B	HR	RBI	BB	SO	SB
1981	Hou. vs. L.A.	.333	3	6	0	2	0	0	0	1	0	1	0

CHAMPIONSHIP SERIES RECORD

YEAR	CLUB/OPP.	AVG.	G	AB	R	H	2B	3B	HR	RBI	BB	SO	SB
1980	Hou. vs. Phi.	.111	3	9	2	1	0	0	0	2	1	0	0
1986	Hou. vs. N.Y.	.158	5	19	1	3	1	0	0	2	0	4	0
L.C.S. TOTALS		.143	8	28	3	4	1	0	0	4	1	4	0

Versus the National League

1991					Career					
AVG.	AB	H	HR	RBI	CLUB	AVG.	AB	H	HR	RBI
—	—	—	—	—	Chicago	.299	261	78	2	28
—	—	—	—	—	Montreal	.229	249	57	2	33
—	—	—	—	—	New York	.229	210	48	3	21
—	—	—	—	—	Philadelphia	.282	181	51	4	23
—	—	—	—	—	Pittsburgh	.233	262	61	3	30
—	—	—	—	—	St. Louis	.322	183	59	2	25
Totals vs. East						.263	1346	354	16	160
—	—	—	—	—	Atlanta	.294	357	105	7	44
—	—	—	—	—	Cincinnati	.279	333	93	10	42
—	—	—	—	—	Houston	.323	31	10	1	5
—	—	—	—	—	Los Angeles	.233	245	57	3	30
—	—	—	—	—	San Diego	.304	289	88	7	48
—	—	—	—	—	San Francisco	.299	278	83	5	47
Totals vs. West						.2834	1533	436	33	216

1991 Batting Breakdown

	AVG.	AB	H	HR	RBI		AVG.	AB	H	HR	RBI
Season	.091	44	4	0	0	April	.000	7	0	0	0
Home	.000	19	0	0	0	May	.095	21	2	0	1
Road	.160	25	4	0	2	June	.125	16	2	0	1
Day	.200	15	3	0	2	July	—	—	—	—	—
Night	.034	29	1	0	0	August	—	—	—	—	—
vs. RHP	.105	38	4	0	2	Sept./Oct.	—	—	—	—	—
vs. LHP	.000	6	0	0	0	Before ASG	.091	44	4	0	2
						After ASG	—	—	—	—	—

DENNY WALLING GAME HIGHS

- Most Hits: 4 (8 times)—last, May 27, 1987 vs. Pittsburgh
- Most RBI: 6 (twice)—last, July 2, 1986 vs. San Diego
- Most Home Runs: 2, July 2, 1986 vs. San Diego
- Most Stolen Bases: 1 (43 times)—last September 3, 1989 at Houston
- Longest Hitting Streak: 12 (twice)—last, August 22-September 6, 1986

WALLING'S "MULTIPLE" GAMES

	HITS	HR	RBI
2 in a game	130	1	59
3 in a game	32	0	20
4 in a game	8	0	1
6 in a game	0	0	1

WALLING'S CAREER FIELDING

	PO	A	E	PCT.
First Base	1598	102	15	.991
Third Base	245	637	39	.958
Outfield	416	13	8	.982

ALL TIME PINCH HIT LEADERS

1. Manny Mota155	6. Red Lucas114
2. Smoky Burgess145	7. Steve Braun.....113
3. Gregg Gross.....143	8. DENNY WALLING107
4. Jose Morales.....118	Gates Brown.....107
5. Jerry Lynn.....116	10. Mike Lum.....103

RULES OF INTEREST

PLAYER LIMITS: 40 until opening day, when the number must be reduced to 25 until September 1, when it again becomes 40.

TRADING REGULATIONS: Players are available on waivers in reverse order of standings, at the time waivers expire, if more than 30 days after start of the season; otherwise in reverse order of standings at close of preceding season.

WAIVER PERIODS: End of season-30th day of the season; 31st day of the season-July 31st; August 1st-end of season. For assignment from one Major League club to another, waivers are necessary ONLY beginning August 1st and ending on the day following the close of the championship season. At all other times, no waivers are necessary for trades at the Major League level.

QUALIFICATIONS FOR A ROOKIE: Not more than 130 at-bats or 50 innings pitched in the major leagues during a previous season or seasons, nor more than 45 days on a major league roster during the 25-player limit (excluding time in military service).

NIGHT GAME: Any game that starts at 5 p.m. or later.

QUALIFICATIONS FOR BATTING CHAMPIONSHIP: Highest batting average based on a minimum of 502 appearances at the plate, which may include walks, sacrifices, hit by pitcher, etc.

QUALIFICATIONS FOR PITCHING CHAMPIONSHIP: Lowest earned run average with a minimum of 162 innings pitched.

SAVE RULE: Credit a pitcher with a save when he meets all three of the following conditions: (1) He is the finishing pitcher in a game won by this club; and (2) He is not the winning pitcher; and (3) He qualified under one of the following conditions: (a) He enters the game with a lead of no more than three runs and pitches for at least one inning; or (b) He enters the game, regardless of the count, with the potential tying run either on base, or at bat, or on deck (that is, the potential tying run is either already on base or is one of the first two batsmen he faces); or (c) He pitches effectively for at least three innings.

DETERMINING BATTING AVERAGE: Divide the number of hits by the number of at-bats.

DETERMINING AN EARNED RUN AVERAGE: Multiply the number of earned runs by nine; take the number and divide it by the number of innings pitched.

DETERMINING SLUGGING PERCENTAGE: Divide the total bases of all safe hits by the total times at bat. (At-bats do not include walks, sacrifices, hit by pitcher, or times awarded first base because of interference or obstruction).

DETERMINING FIELDING AVERAGE: Divide the total putouts and assists by the total of putouts, assists and errors.

CONSECUTIVE HITTING STREAKS: A consecutive hitting streak shall not be terminated if the plate appearance results in a base on balls, hit batsman, defensive interference or a sacrifice bunt. A sacrifice fly shall terminate the streak.

CONSECUTIVE-GAME HITTING STREAKS: A consecutive-game hitting streak shall not be terminated if a player's plate appearances (one or more) result in a base on balls, hit batsman, defensive interference or a sacrifice bunt. The streak shall terminate if the player has a sacrifice fly and no hit.

CONSECUTIVE-GAME PLAYING STREAK: A consecutive game playing streak shall be extended if the player plays one half-inning on defense, or if he completes a time at bat by reaching base or being put out. A pinch-running appearance only shall not extend the streak. If a player is ejected from a game by an umpire before he can comply with the requirements of this rule, his streak shall continue.

DETERMINING ON-BASE PERCENTAGE: Divide hits plus total bases on balls plus hit-by-pitch by at-bats plus total bases on balls plus hit-by-pitch and sacrifice flies (for purposes of this percentage, ignore being awarded first base on interference or obstruction).

DETERMINING PERCENTAGE OF GAMES WON AND LOST: Divide the number of games won by the total games won and lost.

DETERMINING THE MAGIC NUMBER: Determine the number of games yet to be played, add one, then subtract the number of games ahead in the loss column of the standings from the closest opponent.

1991 REVIEW





1991 FINAL STANDINGS

EASTERN DIVISION

Club	Won	Lost	Pct.	GB	vs. Eastern Division					vs. Western Division						
					PIT	STL	PHI	CHI	NY	MON	ATL	LA	SD	SF	CIN	HOU
Pittsburgh	98	64	.605	—	—	11	12	11	12	12	3	5	7	7	10	8
St. Louis	84	78	.519	14.0	7	—	12	8	11	11	3	6	3	8	8	7
Philadelphia	78	84	.481	20.0	6	6	—	10	7	14	7	5	9	6	3	5
Chicago	77	83	.481	20.0	7	10	8	—	11	10	6	2	4	6	4	9
New York	77	84	.478	20.5	6	7	11	6	—	14	3	5	7	6	7	5
Montreal	71	90	.441	26.5	6	7	4	7	4	—	7	7	6	7	6	10

WESTERN DIVISION

Club	Won	Lost	Pct.	GB	vs. Eastern Division					vs. Western Division						
					PIT	STL	PHI	CHI	NY	MON	ATL	LA	SD	SF	CIN	HOU
Atlanta	94	68	.580	—	9	9	5	6	9	5	—	7	11	9	11	13
Los Angeles	93	69	.574	1.0	7	6	7	10	7	5	11	—	10	8	12	10
San Diego	84	78	.519	10.0	5	9	3	8	5	8	7	8	—	11	10	12
San Francisco	75	87	.463	19.0	5	4	6	6	6	5	9	10	7	—	8	9
Cincinnati	74	88	.457	20.0	2	4	9	8	5	6	7	6	8	10	—	9
Houston	65	97	.401	29.0	4	5	7	3	7	2	5	8	6	9	9	—

INDIVIDUAL BATTING

TOP FIFTEEN QUALIFIERS FOR BATTING CHAMPIONSHIP

(*Bats Lefthanded #Switch Hitter +Rookie)

Player & Club	AVG	G	AB	R	H	2B	3B	HR	RBI	SB
Pendleton, Terry, ATL #	.319	153	586	94	187	34	8	22	86	10
Morris, Hal, CIN *	.318	136	478	72	152	33	1	14	59	10
Gwynn, Tony, SD *	.317	134	530	69	168	27	11	4	62	8
McGee, Willie, SF #	.312	131	497	67	155	30	3	4	43	17
Jose, Felix, STL #	.305	154	568	69	173	40	6	8	77	20
Larkin, Barry, CIN	.302	123	464	88	140	27	4	20	69	24
Bonilla, Bobby, PIT #	.302	157	577	102	174	44	6	18	100	2
Clark, Will, SF *	.301	148	565	84	170	32	7	29	116	4
Sabo, Chris, CIN	.301	153	582	91	175	35	3	26	88	19
Calderon, Ivan, MON	.300	134	470	69	141	22	3	19	75	31
Butler, Brett, LA *	.296	161	615	112	182	13	5	2	38	38
Biggio, Craig, HOU	.295	149	546	79	161	23	4	4	46	19
Bagwell, Jeff, HOU +	.294	156	554	79	163	26	4	15	82	7
Kruk, John, PHI *	.294	152	538	84	158	27	6	21	92	7
Bonds, Barry, PIT *	.292	153	510	95	149	28	5	25	116	43

INDIVIDUAL PITCHING

TOP FIFTEEN QUALIFIERS FOR ERA LEADERSHIP

(*Throws Lefthanded)

Pitcher & Club	ERA	W	L	G	IP	H	R	ER	BB	SO
Martínez, Dennis, MON	2.39	14	11	31	222.0	187	70	59	62	123
Rijo, Jose, CIN	2.51	15	6	30	204.1	165	69	57	55	172
Glavine, Tom, ATL*	2.55	20	11	34	246.2	201	83	70	69	192
Belcher, Tim, LA	2.62	10	9	33	209.1	189	76	61	75	156
Harnisch, Pete, HOU	2.70	12	9	33	216.2	169	71	65	83	172
DeLeon, Jose, STL	2.71	5	9	28	162.2	144	57	49	61	118
Morgan, Mike, LA	2.78	14	10	34	236.1	197	85	73	61	140
Tomlin, Randy, PIT*	2.98	8	7	31	175.0	170	75	58	54	104
Benes, Andy, SD	3.03	15	11	33	223.0	194	76	75	59	167
Drabek, Doug, PIT	3.07	15	14	35	234.2	245	92	80	62	142
Smiley, John, PIT*	3.08	20	8	33	207.2	194	78	71	44	129
Ojeda, Bob, LA*	3.19	12	9	31	189.1	181	78	67	70	120
Smith, Zane, PIT*	3.20	16	10	35	228.0	234	95	81	29	120
Tewksbury, Bob, STL	3.25	11	12	30	191.0	206	86	69	38	75
Martínez, Ramon, LA	3.27	17	13	33	220.1	190	89	80	69	150

HOUSTON VS. THE NATIONAL LEAGUE (1991)

	Home	Road	Total	Day	Night	X- Inning	Shut- Out	One- Run	Series
	W-L	W-L	W-L	W-L	W-L	W-L	W-L	W-L	W-L-S
Atlanta	2-7	3-6	5-13	2-4	3-9	0-2	2-2	2-4	1-5-0
Cincinnati	6-3	3-6	9-9	2-3	7-6	1-0	2-2	3-3	3-3-0
Los Angeles	5-4	3-6	8-10	2-1	6-9	2-3	0-1	4-3	1-3-2
San Diego	4-5	2-7	6-12	1-2	5-10	1-1	2-2	2-3	1-3-2
San Francisco	4-5	5-4	9-9	2-3	7-6	0-0	3-2	1-2	3-3-0
vs. West	21-24	16-29	37-53	9-13	28-40	4-6	9-9	12-15	9-17-4

Chicago	2-4	1-5	3-9	0-5	3-4	1-0	0-1	0-4	0-4-0
Montreal	2-4	0-6	2-10	0-2	2-8	0-3	0-1	1-3	0-4-0
New York	3-3	4-2	7-5	3-0	4-5	0-2	2-1	2-1	2-0-2
Philadelphia	4-2	3-3	7-5	1-2	6-3	2-1	2-2	3-2	2-0-2
Pittsburgh	1-5	3-3	4-8	2-0	2-8	0-0	0-2	0-2	1-3-0
St. Louis	4-2	1-5	5-7	0-1	5-6	0-1	0-0	1-1	1-3-0
vs. East	16-20	12-24	28-44	6-10	22-34	3-7	4-7	7-13	6-14-4

HOUSTON BY MONTHS

	WON	LOST	PCT.
April	8	11	.421
May	10	18	.357
June	11	17	.393
July	12	13	.480
August	12	17	.414
September	10	18	.357
October	2	3	.400

HOME RUNS

	HOME Hou-Opp	ROAD Hou-Opp	TOTAL Hou-Opp
Atlanta	1-3	6-11	7-14
Cincinnati	1-1	8-18	9-19
Los Angeles	3-11	8-8	11-19
San Diego	2-4	5-11	7-15
San Francisco	4-6	7-10	11-16
vs. West	11-25	34-58	45-83

HOUSTON BY DAYS

	WON	LOST	PCT.
Monday	9	10	.474
Tuesday	8	16	.333
Wednesday	12	13	.480
Thursday	6	10	.375
Friday	9	17	.346
Saturday	8	18	.308
Sunday	13	13	.500

Chicago	1-4	5-7	6-11
Montreal	1-3	1-2	2-5
New York	5-2	3-3	8-5
Philadelphia	2-0	3-6	5-6
Pittsburgh	1-6	3-6	4-12
St. Louis	6-4	3-3	9-7
vs. East	16-19	18-27	34-46
Totals	27-44	52-85	79-129

DOUBLEHEADERS

	W-L	PCT.	GB
Hou. In The First Half	34-47	.420	15.5
In The Second Half	31-50	.383	23.0

WON LOST SPLIT
NO DOUBLEHEADERS IN 1991

1-0 GAMES

	W-L	PCT.
On Artificial Turf	47-67	.412
On Natural Grass	18-30	.375

	WON	LOST
Atlanta	1	0
Cincinnati	1	1
New York	1	0
Philadelphia	1	0
Pittsburgh	0	1
San Diego	1	0
San Francisco	0	1

Houston Astros 1991 Day-By-Day

DATE	GM	OPP	W/L	SCORE	REC	POS.	GB	ASTROS PITCHER	OPPONENT PITCHER	ATTEND.	HOME ATTEND.
4/8	1	@CIN	L	6-2	0-1	6	1	Scott	Browning	55,205	
4/10	2	@CIN	L	6-5	0-2	5-T	2	Kile	Power	17,785	
4/11	3	@CIN	W	4-1	1-2	4-T	1.5	Harnisch	Charlton	18,012	
4/12	4	SF	W	3-2	2-2	4	1	Portugal	Reuschel	25,632	25,632
4/13	5	SF	L	16-2	2-3	4-T	2	Scott	Garretts	22,411	48,043
4/14	6	SF	W	7-2	3-3	2-T	2	Jones	Burkett	12,834	60,877
4/15	7	@ATL	W	3-1	4-3	2	2	Osuna	Mercker	6,729	
4/16	8	@ATL	L	10-4	4-4	2-T	2	Hernandez	Sisk	7,759	
4/17	9	@ATL	W	4-3	5-4	2	1	Portugal	Avery	8,342	
4/19	10	@SF	L	5-2	5-5	3-T	1.5	Jones	Burkett	12,382	
4/20	11	@SF	L	4-0	5-6	3-T	2.5	Deshales	BLACK	18,856	
4/21	12	@SF	L	1-0	5-7	5-T	2.5	Schilling	Righetti	27,405	
4/22	13	CIN	W	2-1	6-7	3-T	2.5	Henry	Myers	8,692	69,569
4/23	14	CIN	L	3-1	6-8	4-T	3.5	Hammond	Corsi	9,232	78,801
4/24	15	CIN	W	1-0	(13) 7-8	3-T	2.5	Henry	Scudder	10,869	89,670
4/26	16	ATL	L	7-2	(13) 7-9	5	3.5	Deshales	Leibrandt	16,391	106,061
4/27	17	ATL	L	2-1	(13) 7-10	6	3.5	Corsi	Sisk	17,527	123,588
4/28	18	ATL	W	2-0	8-10	5	2.5	Jones	GLAVINE	11,817	135,405
4/30	19	@CHI	L	10-3	8-11	5	3	Portugal	Bielecki	27,523	
5/1	20	@CHI	L	11-8	8-12	5	3	Deshales	Maddux	17,606	
5/3	21	@PIT	L	1-0	8-13	5	3	HARNISCH	Z. SMITH	24,145	
5/4	22	@PIT	W	6-3	9-13	5	3	Jones	Smiley	19,257	
5/5	23	@PIT	W	6-4	10-13	5	3	Portugal	Drabek	17,727	
5/6	24	CHI	L	4-3	10-14	5	3.5	Deshales	Maddux	9,736	145,141
5/7	25	CHI	L	4-3	10-15	5	4.5	Hernandez	Scanlan	13,640	158,781
5/8	26	CHI	W	4-2	11-15	5	3.5	Harnisch	Boskie	11,307	170,088
5/10	27	STL	L	7-5	(10) 11-16	5	3	Schilling	Agosta	15,932	186,020
5/11	28	STL	W	6-1	(10) 12-16	5	3	Portugal	DeLeon	18,010	204,030
5/12	29	STL	L	7-3	12-17	5	4	Osuna	Carpenter	11,007	215,037
5/14	30	PIT	L	6-3	12-18	5	4.5	Harnisch	Z. Smith	7,846	222,883
5/15	31	PIT	L	8-7	12-19	5	5.5	Schilling	Kipper	9,577	232,460
5/16	32	PIT	L	6-4	12-20	5	6	Clancy	Drabek	8,419	240,879
5/17	33	@STL	W	5-4	13-20	5	5	Deshales	L. Smith	40,231	
5/18	34	@STL	L	12-2	13-21	5	6	Hernandez	B. SMITH	37,638	
5/19	35	@STL	L	9-2	13-22	5	7	Harnisch	Hill	31,446	
5/20	36	LA	W	4-1	14-22	5	6	Jones	Gross	9,058	249,937
5/21	37	LA	L	7-3	14-23	5	7	Corsi	Ojeda	9,053	258,990
5/22	38	LA	W	3-2	15-23	5	6	Deshales	Morgan	12,310	271,300
5/23	39	LA	L	2-0	15-24	5	7	Hernandez	Belcher	9,386	280,686
5/24	40	SD	W	1-0	16-24	5	7	Schilling	BENES	15,310	295,995
5/25	41	SD	L	4-2	(10) 16-25	5	8	Osuna	Rodriguez	14,618	310,614
5/26	42	SD	W	13-3	(10) 17-25	5	7	Portugal	Whitson	15,726	326,340
5/27	43	@LA	L	4-1	17-26	5	8	Deshales	Morgan	43,680	
5/28	44	@LA	L	8-2	17-27	5	9	Hernandez	Belcher	22,617	
5/29	45	@LA	W	8-2	18-27	5	8	Harnisch	Hershiser	39,127	
5/30	46	@SD	L	4-0	18-28	5	8	Jones	Rasmussen	13,066	
5/31	47	@SD	L	5-4	18-29	5	9	Portugal	Melendez	17,749	
6/1	48	@SD	L	7-2	18-30	5	9	Deshales	HURST	54,517	
6/2	49	@SD	L	3-1	18-31	5	10	Hernandez	Peterson	16,239	
6/4	50	MON	L	4-1	18-32	6	10	Harnisch	Gardner	8,442	334,782
6/5	51	MON	L	8-2	18-33	6	11	Jones	Martinez	7,027	341,809
6/6	52	MON	W	9-8	19-33	6	11	Schilling	B. Jones	7,528	349,337
6/7	53	NY	L	6-3	19-34	6	12	Schilling	Simons	15,527	364,864
6/8	54	NY	L	4-3	(11) 19-35	6	12	Capel	Pena	19,462	384,326
6/9	55	NY	W	1-0	20-35	6	12	HARNISCH	Cone	21,073	405,399
6/10	56	NY	W	6-4	21-35	6	12	Schilling	Franco	11,809	417,208
6/11	57	PHL	W	1-0	(11) 22-35	6	11.5	Osuna	McDowell	7,953	425,161
6/12	58	PHL	W	3-2	23-35	5	10.5	Osuna	Boever	8,374	433,535
6/13	59	PHL	L	5-4	23-36	5	11.5	Kile	DeJesus	14,362	447,897
6/14	60	@NY	W	4-1	24-36	5	11.5	Capel	Franco	35,497	
6/15	61	@NY	L	6-0	24-37	6	11.5	Jones	GOODEN	41,709	
6/16	62	@NY	W	5-4	25-37	5	11.5	Portugal	Viola	37,550	
6/17	63	@MON	L	3-2	(16) 25-38	5	12.5	Schilling	Fassero	10,523	
6/18	64	@MON	L	3-2	(12) 25-39	5	13.5	Corsi	Sampen	11,971	
6/19	65	@MON	L	3-1	25-40	5	14.5	Harnisch	Gardner	15,188	
6/20	66	@PHL	L	7-3	25-41	6	15.5	Jones	Cox	23,415	
6/21	67	@PHL	L	3-0	25-42	6	15.5	Portugal	Ruffin	21,120	
6/22	68	@PHL	W	4-3	(10) 26-42	6	15.5	Osuna	McDowell	25,508	
6/23	69	@PHL	W	6-4	(10) 27-42	6	15.5	Kile	DeJesus	23,455	
6/25	70	ATL	W	1-0	28-42	6	14.5	HARNISCH	Glavine	22,617	470,514
6/26	71	ATL	L	3-2	28-43	6	14.5	Clancy	Stanton	23,589	494,103
6/27	72	ATL	L	3-0	28-44	6	15	Portugal	LEIBRANDT	30,145	524,248
6/28	73	@CIN	L	8-5	28-45	6	15.5	Deshales	Browning	33,157	
6/29	74	@CIN	W	6-2	29-45	6	15.5	Kile	Carman	42,608	
6/30	75	@CIN	L	5-4	29-46	6	16.5	Harnisch	Hammond	31,775	
7/2	76	@SF	W	8-4	30-46	6	16.5	Portugal	Black	13,294	
7/3	77	@SF	W	9-0	31-46	6	16.5	Deshales	Burkett	33,774	
7/4	78	@SF	W	14-6	32-46	6	15.5	Kile	Wilson	29,341	
7/5	79	CIN	L	1-0	32-47	6	15.5	HARNISCH	Hammond	24,117	548,365
7/6	80	CIN	W	3-0	33-47	6	15.5	JONES	Armstrong	31,452	579,617
7/7	81	CIN	W	7-3	34-47	6	15.5	Portugal	Browning	20,790	600,607
7/8											

62nd Major League All-Star Game @Toronto; American League 4, National League 2.

Houston Astros 1991 Day-By-Day

DATE	GM	OPP	W/L	SCORE	REC	POS.	GB	ASTROS PITCHER	OPPONENT PITCHER	ATTEND.	HOME ATTEND.
7/11	82	@CHI	W	6-4 (11)	35-47	5-T	14.5	Osuna	D. Smith	32,313	
7/12	83	@CHI	L	5-2	35-48	5-T	14.5	Portugal	Castillo	33,772	
7/13	84	@CHI	L	4-3	35-49	6	15	Capel	LANCASTER	32,588	
7/14	85	@CHI	L	4-3	35-50	6	14.5	Kile	Bielecki	33,750	
7/15	86	@PIT	L	8-0	35-51	6	14.5	Jones	TOMLIN	21,642	
7/16	87	@PIT	L	6-4	35-52	6	14.5	Kile	Z. Smith	18,028	
7/17	88	@PIT	W	10-2	36-52	6	13.5	Jones	Drabek	38,736	
7/19	89	CHI	W	5-2	37-52	6	13	Harnisch	Scantlan	27,577	628,184
7/20	90	CHI	L	6-0	37-53	6	14	Kile	MADDUX	37,970	666,154
7/21	91	CHI	L	4-2	37-54	6	14	Clancy	CASTILLO	28,847	695,001
7/22	92	@STL	L	9-1	37-55	6	14.5	Bowen	DeLEON	27,289	
7/23	93	@STL	L	5-1	37-56	6	15.5	Deshaias	B. SMITH	24,360	
7/24	94	@STL	L	4-3	37-57	6	16.5	Osuna	L. Smith	29,182	
7/26	95	PIT	L	8-1	37-58	6	18	Kile	Heaton	26,185	721,186
7/27	96	PIT	L	11-5	37-59	6	18	Jones	Tomlin	24,447	745,633
7/28	97	PIT	W	9-7	38-59	6	18	Bowen	Z. Smith	20,754	766,387
7/29	98	STL	W	6-2	39-59	6	17	DESHAIES	B. Smith	15,615	782,002
7/30	99	STL	W	7-5	40-59	6	17	Osuna	Carpenter	16,208	798,210
7/31	100	STL	W	9-5	41-59	6	17	Kile	Tewksbury	15,589	813,799
8/2	101	LA	W	9-8	42-59	6	16	Wilkins	Howell	26,079	839,878
8/3	102	LA	W	2-1 (10)	43-59	6	15	Wilkins	Howell	29,085	868,963
8/4	103	LA	W	2-1 (10)	44-59	6	14	Osuna	Gross	23,701	892,664
8/5	104	SD	W	2-1 (12)	45-59	6	13	Henry	Andersen	14,577	907,241
8/6	105	SD	W	6-1	46-59	6	13	Kile	Peterson	17,196	924,437
8/7	106	SD	L	7-4	46-60	6	14	Wilkins	Hurst	19,305	943,742
8/8	107	SD	L	5-3	46-61	6	15	Bowen	Benes	22,606	966,348
8/9	108	@ATL	L	7-2	46-62	6	15	Deshaias	Avery	34,700	
8/10	109	@ATL	L	4-0	46-63	6	15	Harnisch	Smoltz	41,215	
8/11	110	@ATL	L	3-1	46-64	6	15	Kile	Reynoso	23,646	
8/12	111	@SD	L	6-5	46-65	6	16	Capel	Melendez	13,896	
8/13	112	@SD	W	12-9	47-65	6	15	Bowen	Maddux	12,688	
8/14	113	@SD	L	4-1	47-66	6	16	Deshaias	Rasmussen	12,586	
8/15	114	@LA	W	6-1	48-66	6	15	Harnisch	Martinez	42,829	
8/16	115	@LA	L	4-1 (13)	48-67	6	16	Corsi	Gross	37,029	
8/17	116	@LA	L	8-7 (10)	48-68	6	17	Henry	Howell	46,001	
8/18	117	@LA	W	8-4	49-68	6	16	Portugal	Morgan	43,122	
8/20	118	SF	L	9-3	49-69	6	17.5	Jones	Downs	12,201	978,549
8/21	119	SF	W	13-4	50-69	6	17.5	Harnisch	Black	10,260	988,809
8/22	120	SF	L	11-8	50-70	6	18	Kile	Brantley	9,411	998,220
8/23	121	MON	W	9-2	51-70	6	17	Bowen	Martinez	15,052	1,013,272
8/24	122	MON	L	5-1	51-71	6	17	Portugal	Rojas	15,194	1,028,466
8/25	123	MON	L	4-0	51-72	6	17	Deshaias	Gardner	10,851	1,039,317
8/26	124	NY	L	6-4 (10)	51-73	6	18	Henry	Franco	7,720	1,047,037
8/27	125	NY	W	8-3	52-73	6	17	Kile	Whitehurst	9,175	1,056,212
8/28	126	@PHL	L	11-10 (10)	52-74	6	18	Osuna	Hartley	24,981	
8/29	127	@PHL	W	5-1	53-74	6	18	PORTUGAL	Cox	20,321	
8/30	128	@MON	L	3-1	53-75	6	19	Deshaias	Gardner	7,704	
8/31	129	@MON	L	5-4 (10)	53-76	6	19	Osuna	Fassero	11,009	
9/1	130	@MON	L	6-1	53-77	6	19	Kile	NABHOLZ	13,860	
9/2	131	@NY	W	3-0	54-77	6	18	Bowen	Viola	16,870	
9/3	132	@NY	L	6-1	54-78	6	19	Portugal	Young	12,974	
9/4	133	@NY	W	8-3	55-78	6	19	Deshaias	Cone	12,512	
9/6	134	PHL	W	3-1	56-78	6	18.5	Harnisch	DeJESUS	7,868	1,064,080
9/7	135	PHL	W	6-0	57-78	6	18.5	Kile	Ruffin	12,952	1,077,032
9/8	136	PHL	L	5-0	57-79	6	19.5	Bowen	MULHOLLAND	7,847	1,084,879
9/9	137	SD	L	3-0	57-80	6	20.5	Portugal	Benes	5,528	1,090,407
9/10	138	SD	L	7-6	57-81	6	21	Gardner	Rasmussen	4,353	1,094,760
9/11	139	LA	L	9-1	57-82	6	22	Harnisch	Hershiser	7,642	1,102,402
9/12	140	LA	L	6-2 (10)	57-83	6	23	Osuna	McDowell	10,146	1,112,548
9/13	141	@CIN	L	13-2	57-84	6	23.5	Bowen	Armstrong	22,205	
9/14	142	@CIN	W	7-3	58-84	6	23	Hernandez	Dibble	25,829	
9/15	143	@CIN	L	10-0	58-85	6	24	Gardner	Rijo	19,585	
9/16	144	@SD	L	6-1	58-86	6	24	Williams	Harris	19,175	
9/17	145	@SD	W	3-0	59-86	6	23.5	Harnisch	Hurst	6,695	
9/18	146	@LA	L	5-4	59-87	6	24.5	Mallicoat	Morgan	28,345	
9/19	147	@LA	L	4-3	59-88	6	25.5	Portugal	Gross	25,850	
9/20	148	CIN	W	3-2	60-88	6	25	Bowen	Rijo	7,872	1,120,420
9/21	149	CIN	L	4-1	60-89	6	25.5	Juden	Scudder	11,144	1,131,564
9/22	150	CIN	W	4-1	61-89	6	25.5	Hernandez	Browning	9,076	1,140,640
9/23	151	SF	W	8-0	62-89	6	25	Harnisch	Wilson	4,103	1,144,743
9/24	152	SF	L	9-7	62-90	6	26	Portugal	Beck	10,972	1,155,715
9/25	153	SF	L	2-1	62-91	6	26	Kile	Burkett	7,322	1,163,037
9/27	154	ATL	L	4-2	62-92	6	27	Mallicoat	Wohlers	10,701	1,173,738
9/28	155	ATL	L	5-4	62-93	6	27	Hernandez	Slanton	8,647	1,182,385
9/29	156	ATL	L	6-5 (13)	62-94	6	28	Portugal	Clancy	13,767	1,196,152
9/30	157	@SF	W	2-0	63-94	6	28	Gardner	Heredia	5,379	
10/1	158	@SF	L	6-4	63-95	6	29	Kile	Burkett	6,174	
10/2	159	@SF	W	7-5	64-95	6	28	Bowen	McClellan	5,823	
10/4	160	@ATL	L	5-2	64-96	6	29	Juden	Avery	45,815	
10/5	161	@ATL	L	5-2	64-97	6	30	Portugal	SMOLTZ	44,944	
10/6	162	@ATL	W	8-3	65-97	6	29	Harnisch	Letbrandt	42,764	

1991 HOUSTON ASTROS OFFICIAL STATISTICS

BATTING	AVG.	G	AB	R	H	2B	3B	HR	RBI	SH-SF	HP	BB-I	SO	SB-CS	E
Anthony	.153	39	118	11	18	6	0	1	7	0-2	0	12-1	41	1-0	1
Bagwell +	.294	156	554	79	163	26	4	15	82	1-7	13	75-5	116	7-4	12
Biggio	.295	149	546	79	161	23	4	4	46	5-3	2	53-3	71	19-6	11
Caminiti	.253	152	574	65	145	30	3	13	80	3-4	5	46-7	85	4-5	23
Right	.310		232		72	14	2	9	44	1-2	2	12-2	27		
Left	.213		342		73	16	1	4	36	2-2	3	34-5	58		
Candaele	.262	151	461	44	121	20	7	4	50	1-3	0	40-7	49	9-3	10
Right	.285		158		45	7	1	1	13	0-0	0	15-2	15		
Left	.251		303		76	13	6	3	37	1-3	0	25-5	34		
Cedeno +	.243	67	251	27	61	13	2	9	36	1-2	1	9-1	74	4-3	18
Cooper +	.250	9	16	1	4	1	0	0	2	0-0	0	3-0	6	0-0	1
Davidson	.190	85	142	10	27	6	0	2	15	0-0	2	12-0	28	0-0	0
Eusebio +	.105	10	19	4	2	1	0	0	0	0-0	0	6-0	8	0-0	1
Finley	.285	159	596	84	170	28	10	8	54	10-6	2	42-5	85	34-18	5
Gonzalez +	.254	137	473	51	120	28	9	13	69	1-4	8	40-4	101	10-7	5
Lofton +	.203	20	74	9	15	1	0	0	0	0-0	0	5-0	19	2-1	1
McLemore	.148	21	61	6	9	1	0	0	2	0-1	0	6-0	13	0-1	2
Right	.179		28		5	1	0	0	1	0-0	0	2-0	8		
Left	.121		33		4	0	0	0	1	0-1	0	4-0	5		
Mota +	.189	27	90	4	17	2	0	1	6	0-0	0	1-0	17	2-0	3
Nichols	.196	20	51	3	10	3	0	0	1	0-0	0	5-1	17	0-0	3
Oberkfell	.229	53	70	7	16	4	0	0	14	0-0	0	14-4	8	0-0	2
Ortiz +	.277	47	83	7	23	4	1	1	5	0-0	0	14-0	14	0-0	0
Ramirez	.236	101	233	17	55	10	0	1	20	1-2	0	13-1	40	3-3	8
Rhodes +	.213	44	136	7	29	3	1	1	12	0-1	1	14-3	26	2-2	4
Rohde	.122	29	41	3	5	0	0	0	0	2-0	0	5-0	8	0-0	0
Right	.000		17		0	0	0	0	0	0-0	0	1-0	5		
Left	.208		24		5	0	0	0	0	2-0	0	4-0	3		
Servais +	.162	16	37	0	6	3	0	0	6	1-0	0	4-0	8	0-0	1
Simms +	.203	49	123	18	25	5	0	3	16	0-2	0	18-0	38	1-0	6
Tolentino +	.259	44	54	6	14	4	0	1	6	0-1	0	4-0	9	0-0	1
Yelding	.243	78	276	19	67	11	1	1	20	3-1	0	13-3	46	11-9	20
Young	.218	108	142	26	31	3	1	1	11	1-2	0	24-0	17	16-5	0
Right	.241		79		19	2	1	1	4	0-1	0	11-0	9		
Left	.190		63		12	1	0	0	7	1-1	0	13-0	8		
Bowen +	.182	17	22	2	4	1	0	0	0	1-0	0	3-0	11	0-0	2
Clancy	.000	30	3	0	0	0	0	0	0	1-0	0	0-0	1	0-0	1
Corsi	.000	47	1	0	0	0	0	0	0	0-0	0	0-0	1	0-0	1
Deshaies	.098	28	41	1	4	0	0	0	0	8-0	0	4-0	16	0-0	3
Gardner +	.000	5	5	0	0	0	0	0	0	0-0	0	1-0	1	0-0	1
Harnisch	.097	33	62	4	6	1	0	0	4	7-1	0	4-0	21	0-1	1
Henry	.000	52	1	0	0	0	0	0	0	0-0	0	0-0	1	0-0	0
Hernandez	.000	32	10	0	0	0	0	0	0	1-0	0	2-0	7	0-0	0
Jones	.184	26	38	4	7	1	0	0	0	2-0	0	3-0	11	0-0	2
Juden +	.000	4	5	0	0	0	0	0	0	0-0	0	0-0	4	0-0	3
Kile +	.000	37	38	2	0	0	0	0	1	4-0	0	3-0	23	0-0	3
Mallicoat +	.000	24	1	0	0	0	0	0	0	0-0	0	0-0	0	0-0	1
Osuna +	.000	71	2	1	0	0	0	0	1	1-0	0	0-0	1	0-0	1
Portugal	.196	33	46	4	9	1	0	0	3	6-1	1	4-0	4	0-0	3
Schilling	.333	56	3	0	1	0	0	0	1	0-0	0	0-0	0	0-0	1
Scott	.000	2	1	0	0	0	0	0	0	0-0	0	0-0	0	0-0	0
Wilkins +	.000	7	1	0	0	0	0	0	0	0-0	0	0-0	1	0-0	0
Williams +	.000	2	3	0	0	0	0	0	0	2-0	0	0-0	0	0-0	0
Astros	.244	162	5504	605	1345	240	43	79	570	63-43	35	502-45	1027	125-68	161
Opponents	.247	162	5454	717	1347	248	30	129	665	69-52	29	651-62	1033	143-60	103

PINCH HITTING (AVG AB-H-HR-RBI): TEAM .182 274-50-3-35; Anthony .000 2-0-0-0; Bagwell .500 4-2-1-2; Biggio .333 9-3-0-2; Caminiti .000 2-0-0-0; Candaele .158 19-3-0-3; Cedeno .000 1-0-0-0; Cooper .000 4-0-0-0; Davidson .138 29-4-0-3; Eusebio .000 1-0-0-0; Finley .222 9-2-0-0; Gonzalez .200 5-1-0-2; Lofton .000 1-0-0-0; McLemore .000 2-0-0-0; Mota .000 0-0-0-0; Nichols .000 4-0-0-0; Oberkfell .188 32-6-0-8; Ortiz .238 21-5-0-1; Ramirez .231 39-9-0-7; Rhodes .000 3-0-0-0; Rohde .118 17-2-0-0; Servais .000 2-0-0-0; Simms .125 8-1-1-2; Tolentino .200 30-6-1-5; Yelding .429 7-3-0-0; Young .130 23-3-0-0.

+ Rookie

1991 HOUSTON ASTROS OFFICIAL STATISTICS

(continued)

PITCHER	W-L	ERA	G	GSCG	SHO	SV	IP	H	R	ER	HR	HB	BB-I	SO	WP	BK	
Bower +	6-4	5.15	14	13	0	0	71.2	73	43	41	4	3	36-1	49	8	1	
Capel	1-3	3.03	25	0	0	0	32.2	33	14	11	3	0	15-1	23	0	0	
Clancy	0-3	2.78	30	0	0	5	55.0	37	19	17	5	0	20-3	33	5	0	
Corsi	0-5	3.71	47	0	0	0	77.2	76	37	32	6	0	23-5	53	1	1	
Deshales	5-12	4.98	28	28	1	0	161.0	156	90	89	19	1	72-5	98	0	5	
Gardner +	1-2	4.01	5	4	0	0	24.2	19	12	11	5	0	14-1	12	0	0	
Harnisch	12-9	2.70	33	33	4	2	216.2	169	71	65	14	5	83-3	172	5	2	
Henry	3-2	3.19	52	0	0	0	67.2	51	25	24	7	2	39-7	51	5	0	
Hernandez	2-7	4.71	32	6	0	0	63.0	66	34	33	6	0	32-7	55	0	0	
Jones	6-8	4.39	28	22	1	1	135.1	143	73	66	9	3	51-3	88	4	0	
Juden +	0-2	6.00	4	3	0	0	18.0	19	14	12	3	0	7-1	11	0	1	
Kile +	7-11	3.69	37	22	0	0	153.2	144	81	63	16	6	84-4	100	5	4	
Mallicoat +	0-2	3.86	24	0	0	0	23.1	22	10	10	2	2	13-1	18	1	0	
Osuna +	7-6	3.42	71	0	0	0	12	81.2	59	39	31	5	3	46-5	68	3	1
Portugal	10-12	4.49	32	27	1	0	1	168.1	163	91	84	19	2	59-5	120	4	1
Schilling	3-5	3.81	56	0	0	0	8	75.2	79	35	32	2	0	39-7	71	4	1
Scott	0-2	12.86	2	2	0	0	0	7.0	11	10	10	2	1	4-1	3	0	0
Wilkins +	2-1	11.25	7	0	0	0	1	8.0	16	14	10	0	0	10-2	4	1	0
Williams +	0-1	3.75	2	2	0	0	0	12.0	11	5	5	2	1	4-0	4	0	0
Astros	65-97	4.00	162	162	7	13	36	1453.0	1347	717	646	129	29	651-62	1033	46	17
Opponents	97-65	3.34	162	162	18	16	48	1470.1	1345	605	548	79	35	502-45	1027	60	9

+ Rookie

1991 ASTROS HITTING LEADERS

Batting Average	Craig Biggio	.295
Games	Steve Finley	159
At-Bats	Steve Finley	596
Runs	Steve Finley	84
Hits	Steve Finley	170
Total Bases	Jeff Bagwell & Steve Finley	242
Doubles	Ken Caminiti	30
Triples	Steve Finley	10
Home Runs	Jeff Bagwell	15
Runs Batted In	Jeff Bagwell	82
Sacrifice Hits	Steve Finley	10
Sacrifice Flies	Jeff Bagwell	7
Hit by Pitches	Jeff Bagwell	13*
Base on Balls	Jeff Bagwell	75
Intentional Walks	Ken Caminiti & Casey Candaele	7
Strikeouts	Jeff Bagwell	116
Stolen Bases	Steve Finley	34
Caught Stealing	Steve Finley	18
Grounded into DP	Ken Caminiti	18
Errors	Ken Caminiti	23
Slugging Percentage	Jeff Bagwell	.437
On-Base Percentage	Jeff Bagwell	.387
Pinch-Hit At-Bats	Rafael Ramirez	39
Pinch-Hits	Rafael Ramirez	9
Pinch-Hit Home Runs	Three Players	1
Pinch-Hit RBI	Ken Oberkfell	8

* Denotes League Leader

HOUSTON FIELDING STATISTICS 1991

FIRST BASE	PCT.	G	PO	A	E	TC	DP	
Bagwell +	.991	155	1270	106	12	1388	97	
Oberkfell	1.000	13	66	8	0	74	6	
Rohde	1.000	1	3	0	0	3	0	
Tolentino +	.982	10	49	5	1	55	3	
SECOND BASE	PCT.	G	PO	A	E	TC	DP	
Biggio	.929	3	5	8	1	14	1	
Candaele	.982	109	197	301	9	507	52	
McLemore	.975	19	25	54	2	81	8	
Mota +	.970	27	30	66	3	99	11	
Ramirez	.978	27	35	52	2	89	9	
Rohde	1.000	4	7	12	0	19	1	
THIRD BASE	PCT.	G	PO	A	E	TC	DP	
Caminiti	.948	152	129	293	23	445	29	
Candaele	.958	11	7	16	1	24	1	
Cooper +	.833	4	3	2	1	6	0	
Oberkfell	.818	4	4	5	2	11	0	
Ramirez	1.000	2	0	1	0	1	0	
Rohde	1.000	3	0	3	0	3	0	
SHORTSTOP	PCT.	G	PO	A	E	TC	DP	
Cedeno +	.930	66	88	151	18	257	36	
Ramirez	.953	45	51	71	6	128	13	
Rohde	1.000	3	3	8	0	11	1	
Yelding	.939	72	113	166	18	297	31	
OUTFIELDERS	PCT.	G	PO	A	E	TC	DP	
Anthony	.986	37	64	5	1	70	1	
Biggio	1.000	2	0	1	0	1	0	
Candaele	1.000	26	40	1	0	41	0	
Davidson	1.000	63	71	1	0	72	0	
Finley	.985	153	323	13	5	341	2	
Gonzalez +	.984	133	294	6	5	305	1	
Lofton +	.977	20	41	1	1	43	0	
Ortiz +	1.000	24	27	2	0	29	1	
Rhodes +	.958	44	87	4	4	95	1	
Simms +	.889	41	44	4	6	54	0	
Tolentino +	1.000	1	4	0	0	4	0	
Yelding	.333	4	1	0	2	3	0	
Young	1.000	84	96	4	0	100	1	
CATCHERS	PCT.	G	PO	A	E	TC	DP	PB
Biggio	.990	139	889	64	10	963	10	13
Eusebio +	.981	9	49	4	1	54	0	1
Nichols	.971	17	86	14	3	103	2	2
Servais +	.988	14	77	4	1	82	0	0
PITCHERS	PCT.	G	PO	A	E	TC	DP	
Bowen +	.778	14	4	3	2	9	0	
Capel	1.000	25	3	4	0	7	1	
Clancy	.800	30	0	4	1	5	0	
Corsi	.955	47	6	15	1	22	1	
Deshaies	.880	28	4	18	3	25	1	
Gardner +	.900	5	3	6	1	10	1	
Harnisch	.962	33	7	18	1	26	0	
Henry	1.000	52	4	5	0	9	1	
Hernandez	1.000	32	6	9	0	15	0	
Jones	.944	26	8	26	2	36	2	
Juden +	.400	4	0	2	3	5	0	
Kile +	.889	37	7	17	3	27	1	
Mallicoat +	.500	24	1	0	1	2	0	
Osuna +	.933	71	4	10	1	15	2	
Portugal	.917	32	16	17	3	36	1	
Schilling	.909	56	6	4	1	11	0	
Scott	1.000	2	0	1	0	1	0	
Wilkins +	1.000	7	1	0	0	1	0	
Williams +	1.000	2	1	2	0	3	0	
Team Totals	.980	162	4359	1617	161	6137	129	

1991 HOUSTON ASTROS HIGHS AND LOWS

GENERAL

Most Consecutive Wins	9	(7/28-8/7)
Most Consecutive Losses	7	(7/20-27)
Highest Attendance, Home	37,970	(7/20 vs. CHI)
Highest Attendance, Road	55,205	(4/8 @ CIN)
Longest Game, Time	4:35	(6/17 @ MON)
Shortest Game, Time	1:45	(5/3 @ PIT)
Longest Game, Innings	16	(6/17 @ MON)
Best Homestand (by pct.)	9-4	(7/26-8/8)
Worst Homestand (by pct.)	2-7	(5/6-16)
Best Road Trip (by pct.)	4-2	(6/28-7/4)
Worst Road Trip (by pct.)	1-6	(5/27-6/2)
Most Runners Left On Base, Game	14	(8/28 @ PHIL)
Most Errors, Game	5	(5/1 @ CHI)
Most Double Plays, Game	3	5 times (last, 9/19 @ LA)

TEAM BATTING

Most Runs, Game	14	(7/4 @ SF)
Most Runs, Inning	6	(8/21 vs. SF, 3rd)
Most Hits, Game	18	(5/15 vs. PIT)
Most Hits, Inning	6	4 times (last, 9/23 vs. SF, 2nd)
Fewest Hits, Game	2	(6/2 @ SD)
Most Doubles, Game	5	3 times (last, 9/10 vs. SD)
Most Triples, Game	2	Twice (last, 7/30 vs. STL)
Most Homers, Game	3	Twice (last, 9/4 @ NY)
Most Homers, Inning	2	(6/29 @ CIN)
Most Consecutive Games, Homer	8	(8/15-23)
Most Consecutive Games, No Homer	10	Twice (last, 8/3-12)
Fewest Extra Base Hits, Game	0	17 times (last 9/30 @ SF)
Most Walks, Game	9	(7/4 @ SF)
Fewest Walks, Game	0	15 times (last, 10/5 @ ATL)
Most Strikeouts, Game	13	Twice (last, 9/27 vs. ATL)
Fewest Strikeouts, Game	1	(5/31 @ SD)
Most Stolen Bases, Game	5	(9/27 vs. ATL)

TEAM PITCHING

Most Runs, Game	16	(4/13 vs. SF)
Fewest Hits, Game	2	(5/3 @ PIT)
Most Hits, Game	19	4/13 vs. SF)
Most Walks, Game	10	(10/2 @ SF)
Fewest Walks, Game	0	6 times (last 9/9 vs. SD)
Most Strikeouts, Game	16	(8/5 vs. SD)
Most Strikeouts, Inning	3	19 times (last, 10/2 @ SF)

INDIVIDUAL BATTING

Most At-Bats, Game	7	Finley (6/17 @ MON)
Most Runs, Game	4	Candaele (7/28 vs. PIT)+
Most Hits, Game	4	6 times (last, Ramirez 8/28 @ PHI)
Most Doubles, Game	2	15 times (last, Servais 10/6 @ ATL)
Most Triples, Game	1	43 times (last, Ortiz 10/6 @ ATL)
Most Homers, Game	2	Gonzalez (5/1 @ CHI)
Most RBI, Game	5	Twice (last, Caminiti 8/28 @ PHI)
Most Walks, Game	3	3 times (last, Biggio 8/31 @ MON)
Most Strikeouts, Game	4	Gonzalez (8/15 @ LA) +
Most Stolen Bases, Game	3	Biggio (9/27 vs. ATL)
Longest Batting Streak	13	Bagwell (9/15-28)

INDIVIDUAL PITCHING

Longest Winning Streak	4	Osuna (6/11-7/11)
Longest Losing Streak	6	Hernandez (4/16-9/14) & Portugal (9/3-10/5)
Most Innings Pitched, Starter	10.0	Portugal (6/11 vs. PHI)
Most Innings Pitched, Reliever	4.0	Twice (last, Clancy 7/16 @ PIT)
Fewest Hits, Complete Game	2	Harnisch (5/3 @ PIT)
Fewest Walks, Complete Game	0	4 times (last, Portugal 8/29 @ PHI)
Most Walks, Game	8	Harnisch (4/10 @ CIN)
Most Strikeouts, Game	12	Twice (last, Harnisch 9/6 vs. PHI)
Most Strikeouts, Inning	3	19 times (last, Bowen 10/2 @ SF)

+ - Ties club record

1991 ASTROS PITCHING LEADERS

Wins	Pete Harnisch	12
Losses	Jim Deshaies & Mark Portugal	12
Earned Run Average	Pete Harnisch	2.70
Games	Al Osuna	71
Games Started	Pete Harnisch	33
Complete Games	Pete Harnisch	4
Shutouts	Pete Harnisch	2
Saves	Al Osuna	12
Innings Pitched	Pete Harnisch	216.2
Hits Allowed	Pete Harnisch	169
Runs Allowed	Mark Portugal	91
Earned Runs Allowed	Jim Deshaies	89
Home Runs Allowed	Jim Deshaies & Mark Portugal	19
Hit Batsmen	Darryl Kile	6
Base on Balls	Darryl Kile	84
Strikeouts	Pete Harnisch	172
Wild Pitches	Ryan Bowen	8
Balks	Jim Deshaies	5
Opponents Average	Pete Harnisch	.212*

* Denotes League Leader

ASTROS NL PLAYERS OF THE MONTH

Bob Watson.....May 1972	Art Howe.....May 1981
Cesar CedenoJune 1972	Jose Cruz.....July 1984
Bob Watson.....May 1975	Kevin BassJune 1986
Cesar Cedeno.....Sept. 1977	

ASTROS NL PITCHERS OF THE MONTH

J.R. Richard.....July 1978	J. R. RichardApril 1980
Ken Forsch.....April 1979	Nolan RyanAugust 1982
Joe NiekroMay 1979	Nolan Ryan.....May 1984
Joaquin AndujarJune 1979	Mike Scott.....June 1989
J.R. Richard.....Sept. 1979	Danny Darwin*July 1990

* Tied for honor

Only seven home runs (six during regular season) have ever been hit into the Astrodome's upper (rainbow) level.

4/3/70 – Doug Rader off Stan Bahnsen (Yankees) preseason

4/12/70 – Jim Wynn off Phil Niekro (Braves)

5/22/70 – Bernie Carbo (Reds) off Larry Dierker

8/16/70 – Bob Bailey (Expos) off Denny Lemaster

5/21/77 – Greg Luzinski (Phillies) off Bo McLaughlin

4/16/83 – Andre Dawson (Expos) off Frank LaCorte

5/17/90 – Eric Anthony off Mike Bielecki (Cubs)

All except Bernie Carbo's and Eric Anthony's were hit into the left field seats. Wynn's, Rader's and Anthony's seats are marked with their numbers in the upper deck. Rader's seat is located in section 738D, row 6, seat 1. Wynn's seat is in section 738C, row 6, seat 3. Anthony's seat is in section 761B, row A, seat 7.

THE NATIONAL LEAGUE





ATLANTA BRAVES

WESTERN DIVISION



BOBBY COX
 Sixth Season in Atlanta
 (400-448)
 10th Season Overall
 (756-740)

Address: P.O. Box 4064, Atlanta, GA 30302
 Phone Number: (404) 522-7630
 General Manager: John Schuerholz
 Manager: Bobby Cox
 PR Director: Jim Schultz
 Private Number: (404) 614-1301
 PR Assistant: Glen Serra
 Private Number: (404) 614-1305
 Stadium (Year Opened): Atlanta-Fulton County
 Stadium (1966)

Capacity: 53,046
 Traveling Secretary: Bill Acree
 Hotel in Houston: Westin Galleria
 Phone Number: (713) 960-8100
 Fax: (713) 960-6553
 Astros' Hotel in Atlanta: Ritz Carlton (Downtown)
 Phone Number: (404) 659-0400
 Fax: (404) 659-7821
 1991 Record, Finish: 94-68, 1st West
 Vs. Astros in 1991 (Overall) : 13-5 (276-254)
 Vs. Astros in Atl. in 1991 (Overall): 6-3 (148-114)
 Vs. Astros in Hou. in 1991 (Overall): 7-2 (128-140)

1991 SERIES SCORES

In Atlanta

In Houston

April 15-W 3-1	August 11-L 3-1	April 16-L 7-2	June 27-L 3-0
April 16-L 10-4	October 4-L 5-2	April 17-L 2-1(13)	Sept. 27-L 4-2
April 17-W 4-3	October 5-L 5-2	April 18-W 2-0	Sept. 28-L 5-4
August 9-L 7-2	October 6-W 8-3	June 25-W 1-0	Sept. 29-L 6-5(13)
August 10-L 4-0		June 26-L 3-2	

(Results refer to Astros won-lost)

ALL-TIME SERIES RESULTS

YEAR	HOME	ROAD	TOTAL	YEAR	HOME	ROAD	TOTAL
1962	4-5	3-6	7-11	1977	5-4	4-5	9-9
1963	2-7	3-6	5-13	1978	5-4	5-4	10-8
1964	6-3	6-3	12-6	1979	8-1	3-6	11-7
1965	2-7	2-7	4-14	1980	8-1	3-6	11-7
1966	2-7	2-7	4-14	1981	4-2	4-2	8-4
1967	6-3	1-8	7-11	1982	4-5	4-5	8-10
1968	3-6	4-5	7-11	1983	5-5	2-6	7-11
1969	2-7	1-8	3-15	1984	2-7	4-5	6-12
1970	5-4	4-5	9-9	1985	3-6	7-2	10-8
1971	4-5	5-4	9-9	1986	7-2	6-3	13-5
1972	5-4	2-3	7-7	1987	8-1	2-7	10-8
1973	2-7	5-4	7-11	1988	7-2	6-3	13-5
1974	6-3	6-3	12-6	1989	5-4	5-4	10-8
1975	4-5	2-7	6-12	1990	9-0	4-5	13-5
1976	5-4	6-3	11-7	1991	2-7	3-6	5-13

SERIES RECORDS

Longest Winning Streak, Astros: 9, 9/25/86-5/1/87
 Longest Winning Streak, Braves: 12, 7/4-9/4/66
 Largest Margin of Victory, Astros: 13 (5/20/78, HOU 13, Atl 0)
 Largest Margin of Victory, Braves: 14 (7/20/80, ATL 14, Hou 0)
 Most Runs Scored by Houston: 16 (5/30/76 @ Atlanta)
 Most Runs Scored by Atlanta: 14 (7/2/80 @ Atlanta)
 Most Runs Scored by Both Teams: 22 (twice, last, 9/26/77, ATL 12, Hou 10)
 Longest Game, Innings: 17, 6/2/63 @ Atlanta
 (Home team in CAPS)

ASTROS VS. ATLANTA

BATTER	AVG	G	AB	R	H	2B	3B	HR	RBI	BB	SO	SB
Anthony, E.	.000	1	2	0	0	0	0	0	0	1	1	0
Bagwell, J.	.283	17	60	7	17	4	0	2	7	10	13	2
Biggio, C.	.323	16	62	5	20	1	1	1	6	8	7	7
Caminiti, K.	.230	17	61	6	14	3	0	1	5	3	10	0
Candaele, C.	.222	18	54	3	12	3	2	0	7	5	6	1
Cedeno, A.	.212	9	33	3	7	2	0	1	4	1	9	0
Cooper, G.	.333	3	6	1	2	1	0	0	1	1	2	0
Davidson, M.	.190	8	21	1	4	1	0	0	2	1	3	0
Eusebio, T.	.000	1	2	0	0	0	0	0	0	1	0	0
Finley, S.	.174	17	69	4	12	2	1	0	1	5	16	4
Gonzalez, L.	.111	13	45	3	5	2	0	0	1	5	9	1
Lofton, K.	.214	5	14	0	3	0	0	0	0	1	5	1
McLemore, M.	.100	4	10	1	1	0	0	0	0	0	4	0
Mota, A.	.154	3	13	1	2	0	0	0	1	0	3	1
Nichols, C.	.333	2	3	1	1	0	0	0	0	1	1	0
Oberkfell, K.	.000	4	3	0	0	0	0	0	0	3	1	0
Ortiz, J.	.368	7	19	2	7	1	1	0	2	2	4	0
Ramirez, R.	.143	9	28	1	4	0	0	0	1	1	6	0
Rhodes, K.	.071	6	14	0	1	0	0	0	0	1	4	1
Rohde, D.	.250	2	4	0	1	0	0	0	0	0	0	0
Servais, S.	.750	1	4	0	3	2	0	0	2	1	0	0
Simms, M.	.211	6	19	3	4	0	0	2	4	2	4	0
Tolentino, J.	.250	6	8	2	2	1	0	0	1	2	2	0
Yelding, E.	.150	5	20	0	3	1	0	0	0	2	5	2
Young, G.	.000	7	7	0	0	0	0	0	0	3	0	1
PITCHERS	.054	18	37	1	2	0	0	0	0	2	12	0
TOTALS	.206	18	618	45	127	24	5	7	45	62	127	21

PITCHER	W-L	ERA	G	GS	CG	SV	IP	H	R	ER	HR	BB	SO	WP
Bowen, R.	0-0	1.29	1	1	0	0	7.0	3	1	1	0	4	3	2
Capel, M.	0-0	0.00	2	0	0	0	2.1	2	0	0	0	1	2	0
Clancy, J.	0-1	1.59	2	0	0	0	5.2	4	1	1	0	1	2	0
Corsi, J.	0-1	1.42	6	0	0	0	6.1	6	2	1	0	1	5	0
Deshaies, J.	0-2	7.31	3	3	0	0	16.0	17	13	13	1	11	10	0
Gardner, C.	0-0	3.00	1	0	0	0	3.0	1	1	1	1	0	1	0
Harnisch, P.	2-1	2.50	6	6	1	0	39.2	34	11	11	3	12	31	0
Henry, D.	0-0	1.29	6	0	0	1	7.0	2	1	1	0	4	3	0
Hernandez, X	0-2	8.44	5	0	0	0	5.1	8	5	5	0	4	8	0
Jones, J.	1-0	0.69	2	2	0	0	13.0	10	2	1	0	4	6	1
Juden, J.	0-1	4.76	2	2	0	0	11.1	8	7	6	2	4	7	0
Kile, D.	0-1	3.52	2	1	0	0	7.2	7	3	3	3	4	4	0
Mallicoat, R.	0-1	6.00	4	0	0	0	3.0	3	2	2	0	4	2	0
Osuna, A	1-0	1.69	7	0	0	0	5.1	6	1	1	0	1	2	0
Portugal, M.	1-3	5.31	6	3	0	0	20.1	26	13	12	3	6	13	0
Schilling, C.	0-0	4.22	8	0	0	2	10.2	8	6	5	1	4	11	0
Wilkins, D.	0-0	54.00	1	0	0	0	0.1	2	2	2	0	2	0	0
TOTALS	5-13	3.62	18	18	1	3	164.0	147	71	66	14	67	110	3

ATLANTA VS. ASTROS

BATTER	AVG	G	AB	R	H	2B	3B	HR	RBI	BB	SO	SB
Bell, M.	.000	3	4	1	0	0	0	0	0	1	1	0
Belliard, R.	.314	17	35	4	11	2	0	0	2	2	5	0
Blauser, J.	.257	15	35	6	9	0	1	2	6	5	6	0
Bream, S.	.237	13	38	1	9	2	0	1	5	1	3	0
Cabrera, F.	.214	6	14	0	3	0	0	0	3	2	2	0
Castilla, V.	.250	3	4	0	1	0	0	0	0	0	2	0
Gant, R.	.295	17	61	13	18	7	0	3	14	9	7	3
Glavine, T.	.000	1	0	1	0	0	0	0	0	1	0	0
Gregg, T.	.120	14	25	1	3	2	0	0	0	2	8	0
Heath, M.	.217	7	23	1	5	1	1	0	0	1	4	0
Hunter, B.	.176	8	17	0	3	1	0	0	2	1	6	0
Justice, D.	.211	13	38	6	8	1	0	1	3	13	8	2
Lemke, M.	.235	14	34	4	8	1	0	1	3	4	4	0
Mitchell, K.	.400	8	15	4	6	0	0	1	1	3	3	1
Nixon, O.	.217	8	23	7	5	0	0	0	0	3	2	8
Olson, G.	.216	11	37	2	8	2	0	1	4	2	4	0
Pendleton, T.	.339	16	59	8	20	3	0	2	11	4	7	1
Rossy, R.	.000	2	1	0	0	0	0	0	0	0	1	0
Sanders, D.	.222	6	18	4	4	0	1	0	2	6	4	2
Smith, L.	.238	12	42	5	10	4	0	0	4	4	4	2
Treadway, J.	.342	12	38	2	13	1	1	1	4	1	5	0
Williard, J.	.143	7	7	1	1	0	0	1	2	0	4	0
PITCHERS	.053	18	38	0	2	0	0	0	0	2	20	0
TOTALS	.243	18	606	71	147	27	4	14	66	67	110	19

PITCHER	W-L	ERA	G	GS	CG	SV	IP	H	R	ER	HR	BB	SO	WP
Avery, S.	2-1	2.41	5	5	0	0	33.2	25	11	9	2	12	17	0
Berenguer, J.	0-0	0.00	6	0	0	1	8.0	5	0	0	0	4	7	0
Clancy, J.	1-0	5.40	3	0	0	0	5.0	7	3	3	1	2	4	1
Freeman, M.	0-0	3.38	2	0	0	0	2.2	1	1	1	0	2	3	0
Glavine, T.	0-2	2.14	3	3	1	0	21.0	18	5	5	0	7	23	1
Leibrandt, C.	2-1	2.88	4	4	1	0	25.0	21	8	8	2	10	14	0
Mahler, R.	0-0	0.00	1	0	0	0	1.0	0	0	0	0	2	0	0
Mercker, K.	0-1	3.60	4	1	0	0	10.0	7	4	4	1	4	10	0
Parrett, J.	0-0	3.18	4	0	0	1	5.2	4	2	2	0	2	6	0
Pena, A.	0-0	2.25	3	0	0	3	4.0	4	1	1	0	2	3	0
Reynoso, A.	1-0	0.00	1	1	0	0	6.0	2	0	0	0	3	4	1
Sisk, D.	2-0	0.00	3	0	0	0	2.2	2	0	0	0	0	2	0
Smoltz, J.	2-0	1.55	4	4	1	0	29.0	18	5	5	1	9	19	4
St. Claire, R.	0-0	0.00	2	0	0	0	2.0	1	0	0	0	0	3	0
Stanton, M.	2-0	0.00	9	0	0	1	8.2	7	1	0	0	2	9	0
Wohlers, M.	1-0	9.82	4	0	0	0	3.2	5	4	4	0	1	3	0
TOTALS	13-5	2.25	18	18	3	6	168.0	127	45	42	7	62	127	7



CHICAGO CUBS

EASTERN DIVISION



JIM LEFEBVRE
 First Season in Chicago
 Fourth Season Overall
 (233-253)

Address: 1060 West Addison, Chicago, IL 60613
 Phone Number: (312) 404-2827
 General Manager: Larry Himes
 Manager: Jim Lefebvre
 PR Director: Sharon Panno
 Private Number: (312) 404-4191
 PR Assistant: Chuck Wasserstrom
 Private Number: (312) 404-4191
 Stadium (Year Opened): Wrigley Field (1916)
 Capacity: 39,012
 Traveling Secretary: Peter Durso
 Hotel in Houston: Westin Galleria
 Phone Number: (713) 960-8100
 Fax: (713) 960-6553
 Astros' Hotel in Chicago: Hyatt Regency
 Phone Number: (312) 565-1234
 Fax: (312) 565-2966
 1991 Record, Finish: 77-83, 4th East
 Vs. Astros in 1991 (Overall) : 9-3 (187-210)
 Vs. Astros in Chi. in 1991 (Overall): 5-1 (113-86)
 Vs. Astros in Hou. in 1991 (Overall): 4-2 (74-124)

1991 SERIES SCORES

In Chicago

In Houston

April 30-L 10-3	July 12-L 5-2	May 6-L 4-3	July 19-W 5-2
May 1-L 11-8	July 13-L 4-3	May 7-L 4-3	July 20-L 6-0
July 11-W 6-4(11)	July 14-L 4-3	May 8-W 4-2	July 21-L 4-2

(Results refer to Astros won-lost)

ALL-TIME SERIES RESULTS

YEAR	HOME	ROAD	TOTAL	YEAR	HOME	ROAD	TOTAL
1962	6-3	5-4	11-7	1977	3-3	3-3	6-6
1963	7-2	2-7	9-9	1978	5-1	1-5	6-6
1964	5-4	2-7	7-11	1979	4-2	2-4	6-6
1965	5-4	5-4	10-8	1980	6-0	5-1	11-1
1966	8-1	5-4	13-5	1981	3-0	3-1	6-1
1967	7-2	3-6	10-8	1982	2-4	1-5	3-9
1968	6-3	2-7	8-10	1983	4-2	3-3	7-5
1969	2-4	2-4	4-8	1984	5-1	1-5	6-6
1970	4-2	1-5	5-7	1985	3-3	4-2	7-5
1971	4-2	3-3	7-5	1986	4-2	4-2	8-4
1972	5-1	4-2	9-3	1987	1-5	3-3	4-8
1973	2-4	4-2	6-6	1988	3-3	2-4	5-7
1974	6-0	2-4	8-4	1989	3-3	4-2	7-5
1975	2-4	3-3	5-7	1990	2-4	4-2	6-6
1976	5-1	2-4	7-5	1991	2-4	1-5	3-9

SERIES RECORDS

Longest Winning Streak, Astros: 13, 9/24/79-9/30/80
 Longest Winning Streak, Cubs: 5, 5/7-14/82 & 6/13-8/6/69
 Largest Margin of Victory, Astros: 16 (4/29/74, HOU 18, Chi 2)
 Largest Margin of Victory, Cubs: 15 (6/3/87, CHI 22, Hou 7)
 Most Runs Scored by Houston: 18 (4/29/74 @ Houston)
 Most Runs Scored by Chicago: 22 (6/3/87 @ Chicago)
 Most Runs Scored by Both Teams: 29 (6/3/87, CHI 22, Hou 7)
 Longest Game, Innings: 18, 9/2-3/86 @ Chicago
 (Home team in CAPS)

ASTROS VS. CHICAGO

BATTER	AVG	G	AB	R	H	2B	3B	HR	RBI	BB	SO	SB
Anthony, E.	.217	7	23	1	5	3	0	0	2	1	6	0
Bagwell, J.	.205	12	39	6	8	0	1	0	4	7	9	0
Biggio, C.	.333	12	42	7	14	2	0	0	3	6	4	1
Caminiti, K.	.216	12	51	6	11	1	0	1	4	1	6	0
Candaele, C.	.333	11	21	4	7	2	0	0	2	4	3	0
Davidson, M.	.000	4	3	0	0	0	0	0	0	0	0	0
Finley, S.	.383	12	47	8	18	2	1	1	3	3	2	2
Gonzalez, L.	.333	12	45	7	15	2	2	3	13	2	8	0
McLemore, M.	.154	4	13	1	2	0	0	0	1	1	1	0
Nichols, C.	.000	1	1	0	0	0	0	0	0	0	0	0
Oberkfell, K.	.375	7	8	1	3	1	0	0	4	0	0	0
Ortiz, J.	.250	4	4	0	1	1	0	0	0	0	0	0
Ramirez, R.	.120	9	25	0	3	1	0	0	1	1	6	0
Rhodes, K.	.167	5	18	1	3	0	0	1	2	1	1	0
Rohde, D.	.250	5	4	0	1	0	0	0	0	1	0	0
Servais, S.	.000	2	3	0	0	0	0	0	0	0	1	0
Simms, M.	.000	3	3	0	0	0	0	0	0	0	1	0
Yelding, E.	.200	10	35	0	7	2	0	0	1	0	5	1
Young, G.	.000	5	3	0	0	0	0	0	0	0	1	0
PITCHERS	.000	12	14	0	0	0	0	0	0	0	6	0
TOTALS	.244	12	402	42	98	17	4	6	40	28	60	4

PITCHER	W-L	ERA	G	GS	CG	SV	IP	H	R	ER	HR	BB	SO	WP
Capel, M.	0-1	9.82	3	0	0	1	3.2	7	4	4	0	3	1	0
Clancy, J.	0-1	5.19	5	0	0	0	8.2	7	5	5	2	4	6	1
Corsi, J.	0-0	0.00	5	0	0	0	10.0	6	3	0	0	1	9	0
Deshales, J.	0-2	10.50	3	3	0	0	12.0	17	14	14	5	8	6	0
Harnisch, P.	2-0	2.57	3	3	0	0	21.0	18	7	6	1	7	17	0
Henry, D.	0-0	0.00	4	0	0	0	5.1	3	0	0	0	1	3	0
Hernandez, X	0-1	3.38	2	1	0	0	8.0	7	3	3	1	1	5	0
Jones, J.	0-0	1.29	1	1	0	0	7.0	6	1	1	0	1	5	0
Kile, D.	0-2	4.61	5	2	0	0	13.2	15	12	7	1	9	11	1
Osuna, A.	1-0	0.00	4	0	0	1	3.2	2	0	0	0	1	3	0
Portugal, M.	0-2	11.25	2	2	0	0	8.0	14	11	10	1	7	4	1
Schilling, C.	0-0	0.00	3	0	0	1	4.0	3	0	0	0	0	4	0
TOTALS	3-9	4.29	12	12	0	3	105.0	105	60	50	11	43	74	3

CHICAGO VS. ASTROS

BATTER	AVG	G	AB	R	H	2B	3B	HR	RBI	BB	SO	SB
Bell, G.	.333	12	45	6	15	4	0	4	19	1	5	1
Berryhill, D.	.250	4	12	1	3	1	0	1	1	1	3	0
Dascenzo, D.	.083	9	12	0	1	0	0	0	2	0	4	0
Dawson, A.	.222	12	45	6	10	5	0	1	7	2	7	0
Dunston, S.	.265	10	34	3	9	3	0	0	1	3	0	1
Grace, M.	.289	12	45	10	13	2	0	0	3	9	2	0
Landrum, C.	.000	2	3	0	0	0	0	0	0	0	2	0
Salazar, L.	.444	2	9	2	4	1	0	1	2	0	1	0
Sandberg, R.	.225	12	40	10	9	3	0	0	5	11	9	1
Scott, G.	.294	5	17	2	5	0	0	1	1	2	2	0
Smith, D.	.250	8	12	1	3	0	1	0	1	1	4	0
Villanueva, H.	.467	5	15	4	7	2	0	3	8	2	3	0
Vizcaino, J.	.313	7	16	0	5	3	0	0	1	0	4	0
Walker, C.	.400	8	25	5	10	0	0	0	1	4	3	1
Walton, J.	.143	8	28	4	4	1	0	0	1	1	7	2
Wilkins, R.	.167	7	18	3	3	1	0	0	0	3	5	0
PITCHERS	.133	12	30	3	4	0	0	0	2	3	13	0
TOTALS	.259	12	406	60	105	26	1	11	55	43	74	6

PITCHER	W-L	ERA	G	GS	CG	SV	IP	H	R	ER	HR	BB	SO	WP
Assenmacher, P.	0-0	0.00	4	0	0	2	4.1	3	0	0	0	1	6	0
Bielecki, M.	2-0	3.86	3	3	0	0	18.2	23	8	8	2	5	9	0
Boskie, S.	0-1	6.00	1	1	0	0	6.0	6	4	4	0	3	4	0
Castillo, F.	2-0	2.08	2	2	1	0	17.1	12	4	4	0	3	12	0
Lancaster, L.	1-0	2.53	2	1	1	0	10.2	12	5	3	0	0	6	0
Maddux, G.	3-0	3.30	4	4	1	0	30.0	26	14	11	3	5	13	0
McElroy, C.	0-0	2.08	3	0	0	0	4.1	4	1	1	1	3	4	0
Scanlan, B.	1-1	2.57	2	1	0	0	7.0	5	3	2	0	5	1	0
Slocumb, H.	0-0	1.80	4	0	0	0	5.0	2	1	1	0	1	2	1
Smith, D.	0-1	3.86	4	0	0	2	4.2	5	2	2	0	2	3	0
TOTALS	9-3	3.00	12	12	3	4	108.0	98	42	36	6	28	60	1



CINCINNATI REDS

WESTERN DIVISION



LOU PINIELLA
 Third Season in Cinn.
 (165-159)
 Fifth Season Overall
 (389-352)

Address: 100 Riverfront Stadium,
 Cincinnati, OH 45202
 Phone Number: (513) 421-4510
 General Manager: Bob Quinn
 Manager: Lou Piniella
 Publicity Director: Jon Braude
 Private Number: (513) 421-2990
 Publicity Assistant: Joe Kelley
 Private Number: (513) 421-2990
 Stadium (Year Opened): Riverfront Stadium
 (1970)

Capacity: 52,392
 Traveling Secretary: Joel Pieper
 Hotel in Houston: Westin Galleria
 Phone Number: (713) 960-8100
 Fax: (713) 960-6553
 Astros Hotel in Cincinnati: Terrace Hilton
 Phone Number: (513) 381-4000
 Fax: (513) 381-4000
 1991 Record, Finish: 74-88, 5th West
 Vs. Astros in 1991 (Overall) : 9-9 (291-242)
 Vs. Astros in Cin. in 1991 (Overall) : 6-3 (159-107)
 Vs. Astros in Hou. in 1991 (Overall) : 3-6 (132-135)

1991 SERIES SCORES

In Cincinnati

April 8-L 6-2
 April 10-L 6-5
 April 11-W 4-1
 June 28-L 8-5
 June 29-W 6-2
 June 30-L 5-4
 Sept. 13-L 13-2
 Sept. 14-W 7-3
 Sept. 15-L 10-0

In Houston

April 22-W 2-1
 April 23-L 3-1
 April 24-W 1-0(13)
 July 5-L 1-0
 July 5-W 3-0
 July 7-W 7-3
 Sept. 20-W 3-2
 Sept. 21-L 4-1
 Sept. 22-W 4-1

(Results refer to Astros won-lost)

ALL-TIME SERIES RESULTS

YEAR	HOME	ROAD	TOTAL	YEAR	HOME	ROAD	TOTAL
1962	2-7	3-6	5-13	1977	7-2	6-3	13-5
1963	5-4	2-7	7-11	1978	6-3	1-8	7-11
1964	4-5	2-7	6-12	1979	7-2	3-6	10-8
1965	3-6	3-6	6-12	1980	5-4	5-4	10-8
1966	9-0	5-4	14-4	1981	1-5	3-3	4-8
1967	1-8	2-7	3-15	1982	6-3	5-4	11-7
1968	4-5	5-4	9-9	1983	6-3	7-2	13-5
1969	5-4	4-5	9-9	1984	6-3	4-5	10-8
1970	2-7	1-8	3-15	1985	4-5	3-6	7-11
1971	7-2	6-3	13-5	1986	7-2	7-2	14-4
1972	2-7	4-4	6-11	1987	3-6	2-7	5-13
1973	4-5	3-6	7-11	1988	5-4	4-5	9-9
1974	2-7	2-7	4-14	1989	5-4	5-4	10-8
1975	3-6	2-7	5-13	1990	5-4	2-7	7-11
1976	3-6	3-6	6-12	1991	6-3	3-6	9-9

SERIES RECORDS

Longest Winning Streak, Astros: 8, 9/26/65-4/3/66
 Longest Winning Streak, Reds: 8, 5/8-7/3/63 & 9/3/74-4/20/75 (game 1)
 Largest Margin of Victory, Astros: 13 (6/14/83, Hou 13, CIN 0)
 Largest Margin of Victory, Reds: 16 (8/3/89, CIN 18, Hou 2)
 Most Runs Scored by Houston: 13 (Four times; last, 6/14/83 @ Cincinnati)
 Most Runs Scored by Cincinnati: 18 (8/3/89 @ Cincinnati)
 Most Runs Scored by Both Teams: 22 (6/29/80, Cin 12, HOU 10)
 Longest Game, Innings: 16, 4/8/88 @ Cincinnati
 (Home team in CAPS)

ASTROS VS. CINCINNATI

BATTER	AVG	G	AB	R	H	2B	3B	HR	RBI	BB	SO	SB
Anthony, E.	.091	4	11	1	1	0	0	0	0	4	5	0
Bagwell, J.	.322	17	59	8	19	6	0	2	8	8	13	0
Biggio, C.	.210	16	62	8	13	1	0	2	6	2	11	2
Caminiti, K.	.232	18	69	7	16	4	0	1	9	2	12	1
Candaele, C.	.225	15	40	3	9	0	0	1	4	5	6	3
Cedeno, A.	.263	6	19	1	5	2	0	0	1	1	7	0
Cooper, G.	.000	3	2	0	0	0	0	0	0	1	1	0
Davidson, M.	.143	8	7	1	1	0	0	0	1	2	2	0
Finley, S.	.203	18	64	6	13	1	0	0	4	4	11	5
Gonzalez, L.	.203	18	59	5	12	3	0	2	6	8	15	1
Lofton, K.	.222	5	18	3	4	1	0	0	0	2	7	0
McLemore, M.	.125	6	16	1	2	0	0	0	0	4	3	0
Mota, A.	.188	5	16	0	3	1	0	0	0	0	1	0
Nichols, C.	.000	2	6	0	0	0	0	0	0	0	4	0
Oberkfell, K.	.333	4	3	0	1	0	0	0	1	1	0	0
Ortiz, J.	.333	4	6	0	2	0	0	0	0	0	2	0
Ramirez, R.	.481	14	27	4	13	3	0	1	5	2	3	0
Rhodes, K.	.435	6	23	2	10	1	0	0	4	0	2	1
Rohde, D.	.000	4	3	0	0	0	0	0	0	0	2	0
Servais, S.	.000	2	5	0	0	0	0	0	0	0	1	0
Simms, M.	.000	1	0	0	0	0	0	0	1	0	0	0
Tolentino, J.	.000	3	6	0	0	0	0	0	0	1	2	0
Yelding, E.	.194	9	36	5	7	1	1	0	0	1	4	0
Young, G.	.333	8	3	1	1	0	0	0	0	2	1	1
PITCHERS	.125	18	32	1	4	0	0	0	1	3	13	0
TOTALS	.230	18	592	57	136	24	1	9	51	53	128	14

PITCHER	W-L	ERA	G	GS	CG	SV	IP	H	R	ER	HR	BB	SO	WP
Bowen, R.	1-1	11.74	2	2	0	0	7.2	11	10	10	1	3	6	0
Capel, M.	0-0	3.00	3	0	0	0	3.0	4	1	1	0	1	2	0
Ciancy, J.	0-0	1.50	3	0	0	1	6.0	4	1	1	0	1	3	0
Corsi, J.	0-1	6.52	4	0	0	0	9.2	11	7	7	1	2	5	1
Deshales, J.	0-1	7.59	2	2	0	0	10.2	16	9	9	4	4	4	0
Gardner, C.	0-1	3.72	2	2	0	0	9.2	8	5	4	2	5	1	0
Harnisch, P.	1-2	3.20	3	3	1	0	19.2	14	7	7	3	15	12	0
Henry, D.	2-0	3.24	5	0	0	0	8.1	7	3	3	1	3	5	0
Hernandez, X.	2-0	0.77	6	1	0	1	11.2	8	1	1	0	2	10	0
Jones, J.	1-0	0.60	2	2	1	0	15.0	10	1	1	0	1	9	0
Juden, J.	0-1	8.10	2	1	0	0	6.2	11	7	6	1	3	4	0
Kile, D.	1-1	2.51	4	2	0	0	14.1	13	5	4	1	6	13	1
Mallicoat, R.	0-0	0.00	3	0	0	0	2.1	3	0	0	0	0	3	0
Osuna, A.	0-0	0.00	7	0	0	0	9.0	1	0	0	0	3	9	0
Portugal, M.	1-0	3.38	3	2	0	1	13.1	9	6	5	4	6	7	0
Schilling, C.	0-0	1.00	6	0	0	2	9.0	5	1	1	0	2	8	3
Scott, M.	0-1	11.25	1	1	0	0	4.0	5	5	5	1	1	1	0
TOTALS	9-9	3.66	18	18	2	5	160.0	140	69	65	19	58	102	5

CINCINNATI VS. ASTROS

BATTER	AVG	G	AB	R	H	2B	3B	HR	RBI	BB	SO	SB
Benzinger, T.	.308	8	13	1	4	1	1	0	4	0	1	0
Braggs, G.	.286	6	14	2	4	2	0	1	2	2	2	0
Davis, E.	.227	7	22	2	5	0	0	1	1	4	7	1
Doran, B.	.250	14	44	6	11	2	0	1	2	5	6	2
Duncan, M.	.303	10	33	7	10	1	0	2	5	2	6	1
Hatcher, B.	.214	17	56	6	12	3	0	1	5	7	4	2
Jefferson, S.	.000	1	1	0	0	0	0	0	0	0	1	0
Jones, C.	.182	5	11	2	2	0	0	0	1	1	2	0
Larkin, B.	.269	13	52	7	14	2	0	4	8	3	6	3
Martinez, C.	.500	1	2	2	1	0	0	1	2	2	0	0
Morris, H.	.328	17	61	7	20	0	0	1	6	6	6	0
O'Neill, P.	.246	18	61	10	15	4	0	4	9	11	10	1
Oliver, J.	.179	8	28	1	5	1	0	0	0	1	7	0
Quinones, L.	.229	12	35	2	8	0	0	1	3	2	7	0
Reed, J.	.194	11	31	4	6	1	0	0	2	7	7	0
Sabo, C.	.159	17	63	4	10	1	0	2	9	1	8	0
Sanders, R.	.375	2	8	1	3	0	0	0	0	0	2	1
Scott, D.	.000	1	1	0	0	0	0	0	0	0	0	0
Sutko, G.	.000	1	1	0	0	0	0	0	0	0	1	0
Winningham, H.	.263	7	19	2	5	2	1	0	1	1	4	0
PITCHERS	.119	18	42	3	5	2	0	0	5	0	15	0
TOTALS	.234	18	598	69	140	22	2	19	65	58	102	11

PITCHER	W-L	ERA	G	GS	CG	SV	IP	H	R	ER	HR	BB	SO	WP
Armstrong, J.	1-1	2.25	3	3	0	0	20.0	12	5	5	2	3	15	0
Brown, K.	0-0	3.00	2	0	0	0	3.0	3	1	1	0	5	1	0
Browning, T.	2-2	5.24	4	4	0	0	22.1	26	15	13	2	8	16	1
Carman, D.	0-1	5.14	5	0	0	0	7.0	6	4	4	2	4	4	0
Charlton, N.	0-1	1.50	4	2	0	0	18.0	13	3	3	0	4	18	2
Dibble, R.	0-1	4.09	10	0	0	6	11.0	13	5	5	0	3	19	2
Hammond, C.	3-0	1.89	3	3	0	0	19.0	12	4	4	2	4	12	0
Hill, M.	0-0	0.00	1	0	0	0	2.0	0	0	0	0	0	1	0
Layana, T.	0-0	0.00	2	0	0	0	3.2	0	0	0	0	0	2	0
Minutelli, G.	0-0	2.08	3	1	0	0	4.1	4	1	1	0	3	4	1
Myers, R.	0-1	3.45	7	1	0	1	15.2	14	6	6	0	8	10	0
Power, T.	1-0	3.68	8	0	0	0	7.1	11	4	3	1	4	4	1
Rijo, J.	1-1	2.84	3	3	0	0	19.0	16	7	6	0	3	16	1
Scudder, S.	1-1	2.16	2	1	0	0	8.1	6	2	2	0	4	6	0
TOTALS	9-9	2.97	18	18	0	7	160.2	136	57	53	9	53	128	8



LOS ANGELES DODGERS

WESTERN DIVISION



TOM LASORDA
16th Season in L.A.
(1276-1100)

Address: 1000 Elysian Park Avenue,
Los Angeles, CA 90012
Phone Number: (213) 224-1500
General Manager: Fred Claire
Manager: Tom Lasorda
Publicity Director: Jay Lucas
Private Number: (213) 224-1301
Assistant Publicity Director: Chuck Harris
Private Number: (213) 224-1301
Stadium (Year Opened): Dodger Stadium (1962)
Capacity: 56,000
Traveling Secretary: Bill DeLury
Hotel in Houston: Westin Galleria
Phone Number: (713) 960-8100
Fax: (713) 960-6553
Astros Hotel in Los Angeles: Los Angeles Hilton &
Towers
Phone Number: (213) 629-4321
Fax: (213) 612-3977
1991 Record, Finish: 93-69, 2nd West
Vs. Astros in 1991 (Overall) : 10-8 (303-232)
Vs. Astros in L.A. in 1991 (Overall) : 6-3 (164-104)
Vs. Astros in Hou, in 1991 (Overall) : 4-5 (139-128)

1991 SERIES SCORES

In Los Angeles

In Houston

May 27-L 4-1	August 17-L 8-7(10)	May 20-W 4-1	August 3-W 2-1(10)
May 28-L 8-2	August 18-W 8-4	May 21-L 7-3	August 4-W 2-1(10)
May 29-W 8-2	Sept. 18-L 5-4	May 22-W 3-2	Sept. 11-L 9-1
August 15-W 6-1	Sept. 19-L 4-3	May 23-L 2-0	Sept. 12-L 6-2 (10)
August 16-L 4-1(13)		August 2-W 9-8	

(Results refer to Astros won-lost)

ALL-TIME SERIES RESULTS

YEAR	HOME	ROAD	TOTAL	YEAR	HOME	ROAD	TOTAL
1962	2-7	4-5	6-12	1977	5-4	4-5	9-9
1963	4-5	1-8	5-13	1978	4-5	3-6	7-11
1964	3-6	4-5	7-11	1979	5-4	5-4	10-8
1965	3-6	2-7	5-13	1980	6-3	3-7	9-10
1966	3-6	4-5	7-11	1981	3-3	1-5	4-8
1967	5-4	5-4	10-8	1982	3-6	4-5	7-11
1968	6-3	5-4	11-7	1983	4-5	2-7	6-12
1969	4-5	2-7	6-12	1984	5-4	4-5	9-9
1970	3-6	5-4	8-10	1985	2-7	4-5	6-12
1971	4-5	4-5	8-10	1986	7-2	3-6	10-8
1972	3-6	4-5	7-11	1987	7-2	5-4	12-6
1973	6-3	5-4	11-7	1988	4-5	5-4	9-9
1974	3-6	2-7	5-13	1989	6-3	4-5	10-8
1975	5-4	1-8	6-12	1990	5-4	4-5	9-9
1976	3-6	2-7	5-13	1991	5-4	3-6	8-10

SERIES RECORDS

Longest Winning Streak, Astros: 6, 5/2-17/84
 Longest Winning Streak, Dodgers: 9, 6/22/66-5/8/67
 Largest Margin of Victory, Astros: 13 (9/20/83, Hou 15, LA 2)
 Largest Margin of Victory, Dodgers: 12 (9/22/62, L.A. 13, Hou 1)
 Most Runs Scored by Houston: 15 (9/20/83 @ Los Angeles, 9/17/72 @ Houston)
 Most Runs Scored by Los Angeles: 16 (4/5/83 @ Houston)
 Most Runs Scored by Both Teams: 26 (9/17/72, HOU 15, L.A. 11)
 Longest Game, Innings: 22, 6/3/89 @ Houston
 (Home team in CAPS)

ASTROS VS. LOS ANGELES

BATTER	AVG	G	AB	R	H	2B	3B	HR	RBI	BB	SO	SB
Bagwell, J.	.215	18	65	2	14	1	0	1	7	9	17	0
Biggio, C.	.273	17	66	7	18	2	1	0	4	8	8	1
Caminiti, K.	.214	18	70	10	15	3	0	1	5	7	16	0
Candaele, C.	.204	18	54	6	11	2	0	0	2	4	8	0
Cedeno, A.	.233	11	43	5	10	1	0	2	8	1	11	2
Davidson, M.	.154	8	13	2	2	0	0	0	0	1	2	0
Eusebio, T.	.333	2	3	2	1	1	0	0	0	1	1	0
Finley, S.	.364	18	77	11	28	6	4	3	13	5	13	3
Gonzalez, L.	.255	18	55	6	14	3	1	2	4	5	16	1
Lofton, K.	.125	2	8	1	1	0	0	0	0	0	1	0
Mota, A.	.077	4	13	0	1	0	0	0	0	0	2	0
Oberkfell, K.	.250	4	4	0	1	0	0	0	0	0	1	0
Ortiz, J.	.500	3	6	2	3	0	0	1	1	0	0	0
Ramirez, R.	.259	13	27	1	7	2	0	0	4	1	3	1
Rhodes, K.	.250	6	20	0	5	0	1	0	3	2	3	0
Rohde, D.	.182	4	11	1	2	0	0	0	0	1	3	0
Servais, S.	.000	3	6	0	0	0	0	0	1	0	1	0
Simms, M.	.348	8	23	4	8	1	0	1	3	4	4	0
Tolentino, J.	.333	9	9	1	3	1	0	0	2	0	2	0
Yelding, E.	.400	2	5	1	2	0	0	0	1	2	0	0
Young, G.	.188	15	16	3	3	0	0	0	1	5	2	2
PITCHERS	.114	18	35	1	4	0	0	0	2	2	14	0
TOTALS	.243	18	629	66	153	23	7	11	61	58	128	10

PITCHER	W-L	ERA	G	GS	CG	SV	IP	H	R	ER	HR	BB	SO	WP
Bowen, R.	0-0	4.91	2	2	0	0	11.0	15	6	6	1	5	11	3
Clancy, J.	0-0	0.00	1	0	0	0	2.0	0	0	0	0	2	3	0
Corsi, J.	0-2	10.29	5	0	0	0	7.0	9	8	8	3	2	4	0
Deshales, J.	1-1	2.57	3	3	0	0	21.0	16	6	6	2	8	15	0
Harnisch, P.	2-1	3.94	3	3	0	0	16.0	17	9	7	1	6	9	1
Henry, D.	0-1	4.66	6	0	0	0	9.2	8	5	5	4	6	9	0
Hernandez, X.	0-2	6.75	3	2	0	0	10.2	13	8	8	1	9	8	0
Jones, J.	1-0	2.65	4	2	0	0	17.0	14	5	5	1	7	13	0
Kile, D.	0-0	2.86	4	3	0	0	22.0	16	8	7	2	11	11	0
Mallicoat, R.	0-1	4.91	4	0	0	1	7.1	9	4	4	0	4	8	0
Osuna, A.	1-1	3.68	9	0	0	3	14.2	5	6	6	2	11	17	0
Portugal, M.	1-1	4.24	3	3	0	0	17.0	15	8	8	2	8	13	2
Schilling, C.	0-0	2.70	5	0	0	0	6.2	3	2	2	0	6	6	1
Wilkins, D.	2-0	7.71	2	0	0	0	2.1	3	2	2	0	3	2	0
TOTALS	8-10	4.05	18	18	0	4	164.1	143	77	74	19	88	129	7

LOS ANGELES VS. ASTROS

BATTER	AVG	G	AB	R	H	2B	3B	HR	RBI	BB	SO	SB
Butler, B.	.292	18	65	14	19	3	0	0	2	16	6	5
Carter, G.	.136	10	22	1	3	0	0	1	3	2	4	1
Daniels, K.	.161	17	62	6	10	1	0	1	2	7	17	2
Gonzalez, J.	.000	3	1	0	0	0	0	0	0	0	1	0
Goodwin, T.	.000	1	1	0	0	0	0	0	0	0	0	0
Griffin, A.	.235	10	34	0	8	0	0	0	3	4	9	1
Gross, K.	1.000	1	1	1	1	0	0	0	0	0	0	0
Gwynn, C.	.125	9	8	1	1	0	0	0	1	0	1	0
Hamilton, J.	.231	6	13	1	3	1	0	1	4	1	3	0
Hansen, D.	.200	7	5	0	1	0	0	0	0	1	1	1
Harris, L.	.278	17	54	8	15	1	0	1	6	7	2	2
Hernandez, C.	.000	2	2	0	0	0	0	0	0	0	2	0
Javier, S.	.231	12	13	1	3	0	0	0	0	2	5	0
Karros, E.	.000	1	1	0	0	0	0	0	0	0	1	0
Lyons, B.	.000	1	0	0	0	0	0	0	0	0	0	0
Murray, E.	.296	18	71	9	21	5	0	3	14	7	12	3
Olferman, J.	.167	10	24	2	4	1	0	0	0	5	7	1
Samuel, J.	.250	17	64	7	16	4	1	0	7	10	18	1
Scioscia, M.	.238	14	42	5	10	1	0	2	4	9	6	0
Sharperson, M.	.286	7	7	1	2	0	0	0	1	1	0	0
Smith, G.	.000	1	1	0	0	0	0	0	0	0	1	0
Strawberry, D.	.299	18	67	17	20	5	0	10	27	13	21	2
Webster, M.	.143	8	7	2	1	1	0	0	0	3	3	0
PITCHERS	.135	18	37	1	5	1	0	0	1	0	9	0
TOTALS	.238	18	602	77	143	24	1	19	75	88	129	19

PITCHER	W-L	ERA	G	GS	CG	SV	IP	H	R	ER	HR	BB	SO	WP
Belcher, T.	2-0	1.19	3	3	0	0	22.2	19	3	3	0	9	18	0
Candelaria, J.	0-0	3.86	6	0	0	0	2.1	4	1	1	0	0	4	0
Crews, T.	0-0	0.69	9	0	0	0	13.0	9	1	1	0	4	7	1
Gott, J.	0-0	2.87	10	0	0	0	15.2	10	5	5	2	9	18	3
Gross, K.	2-2	3.44	6	2	0	0	18.1	17	10	7	2	7	14	0
Hartley, M.	0-0	2.08	3	0	0	0	4.1	4	1	1	1	2	4	1
Hershiser, O.	1-1	4.09	3	3	0	0	11.0	16	5	5	0	3	9	0
Howell, J.	1-2	4.26	7	0	0	2	6.1	3	3	3	0	4	4	0
Martinez, R.	0-1	7.20	1	1	0	0	5.0	6	6	4	1	2	6	1
McDowell, R.	1-0	2.13	8	0	0	1	12.2	8	3	3	2	1	6	0
Morgan, M.	2-2	3.47	5	5	0	0	36.1	35	14	14	2	9	26	0
Ojeda, B.	1-0	5.60	4	4	0	0	17.2	22	14	11	1	8	12	1
Wilson, S.	0-0	0.00	1	0	0	1	0.2	0	0	0	0	0	0	0
TOTALS	10-8	3.14	18	18	0	4	166.0	153	66	58	11	58	128	7



MONTREAL EXPOS EASTERN DIVISION



TOM RUNNELLS
Second Season in Montreal
(51-61)

Address: P.O. Box 500, Station M, Montreal,
Quebec, H1V 3P2, Canada
Phone Number: (514) 253-3434
General Manager: Dan Duquette
Manager: Tom Runnells
PR Directors: Monique Giroux, Richard Griffin
Private Number: (514) 251-3521, (514) 251-3519
Stadium (Year Opened): Olympic Stadium
(1977 for baseball)

Capacity: 43,739

Traveling Secretary: Eric Ostling

Hotel in Houston: Westin Galleria

Phone Number: (713) 960-8100

Fax: (713) 960-6553

Astros Hotel in Montreal: Le Centre Sheraton

Phone Number: (514) 878-2000

Fax: (514) 878-4659

1991 Record, Finish: 71-90, 6th East

Vs. Astros in 1991 (Overall): 10-2 (122-149)

Vs. Astros in Mon. in 1991 (Overall): 6-0 (66-70)

Vs. Astros in Hou. in 1991 (Overall): 4-2 (56-79)

1991 SERIES SCORES

In Montreal

In Houston

June 17-L 3-2(16)

August 30-L 3-1

June 4-L 4-1

August 23-W 9-2

June 18-L 3-2(12)

August 31-L 5-4(10)

June 5-L 8-2

August 24-L 5-1

June 19-L 3-1

Sept. 1-L 6-1

June 6-W 9-8

August 25-L 4-0

(Results refer to Astros won-lost)

ALL-TIME SERIES RESULTS

YEAR	HOME	ROAD	TOTAL	YEAR	HOME	ROAD	TOTAL
1962	-	-	-	1977	4-2	4-2	8-4
1963	-	-	-	1978	4-2	2-4	6-6
1964	-	-	-	1979	5-1	2-4	7-5
1965	-	-	-	1980	2-4	3-3	5-7
1966	-	-	-	1981	2-1	3-1	5-2
1967	-	-	-	1982	2-4	2-4	4-8
1968	-	-	-	1983	5-1	3-3	8-4
1969	6-0	5-1	11-1	1984	4-2	3-3	7-5
1970	4-2	4-2	8-4	1985	4-2	2-4	6-6
1971	1-5	3-3	4-8	1986	5-1	3-3	8-4
1972	4-2	4-2	8-4	1987	4-2	3-3	7-5
1973	4-2	2-4	6-6	1988	2-4	4-2	6-6
1974	1-5	5-1	6-6	1989	1-5	3-3	4-8
1975	5-1	3-3	8-4	1990	3-3	2-4	5-7
1976	5-1	5-1	10-2	1991	2-4	0-6	2-10

SERIES RECORDS

Longest Winning Streak, Astros: 8, 5/13-8/3/69

Longest Winning Streak, Expos: 5, 8/24/91-Present

Largest Margin of Victory, Astros: 13 (7/18/76, game 1, Hou 14, MON 1)

Largest Margin of Victory, Expos: 16 (6/17/79, MON 19, Hou 3)

Most Runs Scored by Houston: 17 (8/17/72 @ Montreal)

Most Runs Scored by Montreal: 19 (6/17/79 @ Montreal)

Most Runs Scored by Both Teams: 22 (6/17/79, MON 19, Hou 3)

Longest Game, Innings: 19, 7/7/85 @ Houston

(Home team in CAPS)

ASTROS VS. MONTREAL

BATTER	AVG	G	AB	R	H	2B	3B	HR	RBI	BB	SO	SB
Anthony, E.	.238	6	21	3	5	1	0	0	1	1	8	0
Bagwell, J.	.340	12	47	5	16	1	0	1	8	5	4	1
Biggio, C.	.286	10	35	6	10	3	0	0	2	6	5	1
Caminiti, K.	.152	9	33	3	5	2	0	0	0	4	4	1
Candaele, C.	.366	11	41	2	15	2	1	0	7	2	1	0
Cedeno, A.	.136	6	22	1	3	1	0	0	0	0	9	0
Davidson, M.	.100	8	10	1	1	0	0	0	0	3	3	0
Eusebio, T.	.000	2	5	0	0	0	0	0	0	1	4	0
Finley, S.	.196	12	46	4	9	2	1	0	3	4	4	0
Gonzalez, L.	.212	9	33	2	7	3	0	0	3	3	8	2
Mota, A.	.000	2	6	0	0	0	0	0	0	1	4	1
Nichols, C.	.250	2	4	0	1	0	0	0	0	1	2	0
Oberkfell, K.	.200	4	10	0	2	0	0	0	0	0	0	0
Ortiz, J.	.067	6	15	0	1	0	0	0	0	2	2	0
Portugal, M.	.000	1	0	0	0	0	0	0	0	0	0	0
Ramirez, R.	.000	7	15	0	0	0	0	0	0	0	5	0
Rohde, D.	.000	2	2	0	0	0	0	0	0	0	2	0
Simms, M.	.000	4	7	0	0	0	0	0	1	1	3	0
Tolentino, J.	.000	4	3	0	0	0	0	0	0	0	1	0
Yelding, E.	.286	6	21	2	6	0	0	0	3	2	5	1
Young, G.	.313	9	16	3	5	0	0	1	2	3	0	1
PITCHERS	.136	12	22	1	3	2	0	0	0	1	9	0
TOTALS	.215	12	414	33	89	17	2	2	30	40	83	8

PITCHER	W-L	ERA	G	GS	CG	SV	IP	H	R	ER	HR	BB	SO	WP
Bowen, R.	1-0	1.13	1	1	0	0	8.0	5	1	1	0	3	4	1
Capel, M.	0-0	0.00	1	0	0	0	3.0	0	0	0	0	1	1	0
Clancy, J.	0-0	1.59	3	0	0	0	5.2	3	1	1	1	1	5	0
Corsi, J.	0-1	4.05	4	0	0	0	6.2	6	3	3	0	5	6	0
Deshajes, J.	0-2	2.66	3	3	0	0	20.1	13	6	6	1	8	21	0
Harnisch, P.	0-2	2.70	3	3	0	0	20.0	13	7	6	2	7	18	0
Henry, D.	0-0	5.40	4	0	0	0	5.0	5	3	3	0	2	3	1
Hernandez, X.	0-0	6.75	1	0	0	0	2.2	4	2	2	0	0	2	0
Jones, J.	0-1	13.50	1	1	0	0	3.1	8	5	5	0	1	0	0
Kile, D.	0-1	3.46	3	2	0	0	13.0	9	6	5	1	6	10	1
Mallcoat, R.	0-0	3.86	2	0	0	0	2.1	2	1	1	0	2	0	1
Osuna, A.	0-1	4.50	6	0	0	0	5.0	9	7	3	0	4	6	1
Portugal, M.	0-1	4.50	2	2	0	0	12.0	11	6	6	0	5	11	0
Schilling, C.	1-1	7.50	6	0	0	0	6.0	12	6	5	0	5	4	0
TOTALS	2-10	3.71	12	12	0	0	114.0	100	54	47	5	50	91	5

MONTREAL VS. ASTROS

BATTER	AVG	G	AB	R	H	2B	3B	HR	RBI	BB	SO	SB
Barberie, B.	.143	6	7	1	1	1	0	0	0	4	3	0
Bullock, E.	.000	6	4	0	0	0	0	0	0	1	2	0
Calderon, I.	.244	10	41	8	10	3	0	1	4	5	7	4
DeShields, D.	.392	12	51	10	20	2	0	2	10	6	11	7
Fitzgerald, M.	.211	7	19	4	4	0	1	0	5	3	2	2
Foley, T.	.286	7	14	3	4	2	0	0	5	2	4	0
Galarraga, A.	.158	5	19	2	3	1	0	1	3	1	6	0
Grissom, M.	.224	12	49	6	11	2	0	1	3	5	7	1
Hassey, R.	.125	3	8	0	1	0	0	0	0	1	2	0
Martinez, D.	.300	10	40	2	12	1	0	0	9	3	5	2
Noboa, J.	.000	1	1	0	0	0	0	0	0	0	0	0
Owen, S.	.200	8	25	3	5	1	1	0	1	5	4	0
Reyes, G.	.105	6	19	0	2	0	0	0	0	1	5	0
Walker, L.	.310	11	42	5	13	4	0	0	1	5	10	4
Wallach, T.	.213	12	47	7	10	3	0	0	7	7	10	0
Williams, K.	.000	1	1	0	0	0	0	0	0	0	1	0
PITCHERS	.148	12	27	3	4	0	0	0	2	1	12	0
TOTALS	.242	12	414	54	100	20	2	5	50	50	91	20

PITCHER	W-L	ERA	G	GS	CG	SV	IP	H	R	ER	HR	BB	SO	WP
Barnes, B.	0-0	1.32	3	2	0	0	13.2	8	3	2	1	7	14	0
Boyd, D.	0-0	1.13	1	1	0	0	8.0	7	1	1	0	1	4	0
Burke, T.	0-0	4.15	4	0	0	0	4.1	4	2	2	0	1	2	0
Fassero, J.	2-0	0.00	6	0	0	2	7.0	1	0	0	0	2	4	0
Gardner, M.	4-0	0.66	4	4	0	0	27.1	15	2	2	0	9	11	1
Haney, C.	0-0	5.68	1	1	0	0	6.1	5	4	4	0	5	6	1
Jones, B.	0-1	4.50	5	0	0	2	8.0	7	4	4	0	0	5	0
Mahler, R.	0-0	0.00	1	0	0	0	0.1	2	1	0	0	1	1	0
Martinez, D.	1-1	3.68	2	2	0	0	14.2	14	7	6	0	5	12	0
Nabholz, C.	1-0	2.51	2	2	1	0	14.1	12	4	4	0	5	14	0
Piatt, D.	0-0	0.00	1	0	0	0	3.0	1	0	0	0	1	2	0
Rojas, M.	1-0	8.10	4	0	0	0	3.1	5	3	3	0	1	4	0
Ruskin, S.	0-0	0.00	3	0	0	0	4.0	3	0	0	0	1	2	0
Sampen, B.	1-0	6.00	2	0	0	0	3.0	5	2	2	1	1	2	0
TOTALS	10-2	2.30	12	12	1	4	117.1	89	33	30	2	40	83	2



NEW YORK METS

EASTERN DIVISION



JEFF TORBORG
 First Season in N.Y.
 Seventh Season Overall
 (407-436)

Address: 126th St. & Roosevelt Avenue,
 Flushing, NY 11368
 Phone Number: (718) 507-6387
 General Manager: Al Harazin
 Manager: Jeff Torborg
 PR Director: Jay Horwitz
 Private Number: (718) 565-4330
 Assistant Publicity Director: Craig Sanders
 Private Number: (718) 565-4323
 Stadium (Year Opened): Shea Stadium (1964)
 Capacity: 55,601
 Traveling Secretary: Bob O'Hara
 Hotel in Houston: Westin Galleria
 Phone Number: (713) 960-8100
 Fax: (713) 960-6553
 Astros Hotel in New York: Grand Hyatt
 Phone Number: (212) 883-1234
 Fax: (212) 697-3772
 1991 Record, Finish: 77-84, 5th East
 Vs. Astros in 1991 (Overall) : 5-7 (176-221)
 Vs. Astros in N.Y. in 1991 (Overall) : 2-4 (104-93)
 Vs. Astros in Hou. in 1991 (Overall) : 3-3 (72-128)

1991 SERIES SCORES

In New York

In Houston

June 14-W 4-1	Sept. 2-W 3-0	June 7-L 6-3	June 10-W 6-4
June 15-L 6-0	Sept. 3-L 6-1	June 8-L 4-3(11)	August 26-L 6-4(10)
June 16-W 5-4	Sept. 4-W 8-3	June 9-W 1-0	August 27-W 8-3

(Results refer to Astros won-lost)

ALL-TIME SERIES RESULTS

YEAR	HOME	ROAD	TOTAL	YEAR	HOME	ROAD	TOTAL
1962	7-1	6-2	13-3	1977	4-2	2-4	6-6
1963	7-2	6-3	13-5	1978	4-2	3-3	7-5
1964	7-2	2-7	9-9	1979	5-1	4-2	9-3
1965	7-2	7-2	14-4	1980	5-1	3-3	8-4
1966	4-5	3-6	7-11	1981	5-1	1-2	6-3
1967	8-1	3-6	11-7	1982	4-2	4-2	8-4
1968	5-4	5-4	10-8	1983	4-2	5-1	9-3
1969	6-0	4-2	10-2	1984	1-5	3-3	4-8
1970	4-2	2-4	6-6	1985	2-4	2-4	4-8
1971	3-3	2-4	5-7	1986	4-2	1-5	5-7
1972	3-3	3-3	6-6	1987	3-3	3-3	6-6
1973	2-4	4-2	6-6	1988	4-2	1-5	5-7
1974	4-2	2-4	6-6	1989	3-3	3-3	6-6
1975	3-3	1-5	4-8	1990	4-2	1-5	5-7
1976	3-3	3-3	6-6	1991	3-3	4-2	7-5

SERIES RECORDS

Longest Winning Streak, Astros: 10, 5/23/69-5/29/70
 Longest Winning Streak, Mets: 7, 7/17-27/66
 Largest Margin of Victory, Astros: 13 (6/22/62, Hou 16, NY 3)
 Largest Margin of Victory, Mets: 12 (twice, last, 7/3/90, NY 12, Hou 0)
 Most Runs Scored by Houston: 16 (6/22/62 @ New York, 7/30/69 @ New York)
 Most Runs Scored by Mets: 16 (7/27/85, Game 1, @ New York)
 Most Runs Scored by Both Teams: 22 (5/6/73, Hou 14, NY 8)
 Longest Game, Innings: 24, 4/15/68 @ Houston
 (Home team in CAPS)

ASTROS VS. NEW YORK

BATTER	AVG	G	AB	R	H	2B	3B	HR	RBI	BB	SO	SB
Anthony, E.	.136	7	22	3	3	1	0	0	1	1	8	1
Bagwell, J.	.310	11	42	6	13	1	1	1	8	4	10	2
Biggio, C.	.282	12	39	6	11	3	0	1	2	4	4	0
Caminiti, K.	.279	11	43	5	12	2	0	4	10	1	8	0
Candaele, C.	.281	9	32	1	9	1	0	0	2	1	5	0
Cedeno, A.	.300	5	20	3	6	3	0	0	2	0	3	1
Davidson, M.	.200	5	5	1	1	0	0	0	2	1	1	0
Finley, S.	.333	12	48	8	16	2	0	0	2	2	2	3
Gonzalez, L.	.310	9	29	2	9	3	0	0	1	3	5	1
Mota, A.	.333	3	12	1	4	0	0	1	3	0	1	0
Nichols, C.	.333	2	6	0	2	0	0	0	0	0	3	0
Oberkfell, K.	.111	6	9	0	1	0	0	0	1	1	1	0
Ortiz, J.	.000	3	5	0	0	0	0	0	0	2	2	0
Ramirez, R.	.263	8	19	2	5	1	0	0	3	0	3	1
Simms, M.	.167	3	6	2	1	0	0	0	0	4	3	0
Tolentino, J.	.625	4	8	1	5	1	0	1	2	0	0	0
Yelding, E.	.214	7	28	2	6	1	0	0	3	3	5	1
Young, G.	.143	10	14	2	2	0	0	0	0	1	3	1
PITCHERS	.043	12	23	1	1	0	0	0	0	1	11	0
TOTALS	.261	12	410	46	107	19	1	8	42	29	78	11

PITCHER	W-L	ERA	G	GS	CG	SV	IP	H	R	ER	HR	BB	SO	WP
Bowen, R.	1-0	0.00	1	1	0	0	6.1	5	0	0	0	4	0	0
Capel, M.	1-1	1.93	4	0	0	1	4.2	2	1	1	1	1	6	0
Clancy, J.	0-0	3.00	2	0	0	1	3.0	1	1	1	1	1	2	0
Corsi, J.	0-0	2.25	2	0	0	0	4.0	4	2	1	0	1	1	0
Deshaies, J.	1-0	3.38	2	2	0	0	13.1	13	5	5	2	4	5	0
Harnisch, P.	1-0	1.64	3	3	1	0	22.0	14	5	4	0	11	16	2
Henry, D.	0-1	4.15	3	0	0	0	4.1	4	2	2	0	4	2	0
Hernandez, X.	0-0	0.00	1	0	0	0	1.2	2	0	0	0	1	2	0
Jones, J.	0-1	5.73	2	2	0	0	11.0	11	8	7	1	8	4	0
Kile, D.	1-0	3.00	2	2	0	0	12.0	12	4	4	0	7	6	0
Mallicoat, R.	0-0	0.00	2	0	0	0	2.0	0	0	0	0	1	0	0
Osuna, A.	0-0	3.18	5	0	0	2	5.2	6	2	2	0	2	3	1
Portugal, M.	1-1	6.00	2	2	0	0	12.0	15	9	8	0	6	9	0
Schilling, C.	1-1	5.14	5	0	0	1	7.0	7	4	4	0	2	4	0
TOTALS	7-5	3.22	12	12	1	5	109.0	96	43	39	5	53	60	3

NEW YORK VS. ASTROS

BATTER	AVG	G	AB	R	H	2B	3B	HR	RBI	BB	SO	SB
Boston, D.	.273	10	22	3	6	2	0	0	2	2	5	1
Brooks, H.	.368	6	19	2	7	1	0	1	3	5	3	0
Carr, C.	.000	1	2	0	0	0	0	0	0	0	0	0
Carreon, M.	.091	10	22	1	2	0	0	0	1	0	2	0
Carone, R.	.143	6	14	0	2	0	0	0	2	6	2	0
Coleman, V.	.174	5	23	1	4	2	0	0	1	0	3	1
Donnels, C.	.000	3	3	0	0	0	0	0	0	0	1	0
Elster, K.	.267	9	30	3	8	2	0	0	3	2	5	1
Herr, T.	.000	3	2	0	0	0	0	0	1	1	0	0
Jefferies, G.	.225	12	40	5	9	0	0	0	0	8	6	2
Johnson, H.	.275	12	40	10	11	4	1	3	9	8	9	2
Magadan, D.	.175	11	40	3	7	4	0	0	3	5	5	0
McDaniel, T.	.000	2	3	0	0	0	0	0	0	0	3	0
McReynolds, K.	.267	10	30	4	8	4	0	0	5	6	3	0
Miller, K.	.417	6	12	3	5	0	0	0	0	4	2	3
O'Brien, C.	.176	7	17	0	3	2	0	0	1	3	2	0
Sasser, M.	.423	9	26	2	11	4	1	0	5	1	2	0
Templeton, G.	.280	9	25	5	7	1	0	1	4	1	2	1
PITCHERS	.240	12	25	1	6	2	0	0	0	1	5	0
TOTALS	.243	12	395	43	96	28	2	5	40	53	60	11

PITCHER	W-L	ERA	G	GS	CG	SV	IP	H	R	ER	HR	BB	SO	WP
Beatty, B.	0-0	—	0	0	0	0	0.0	0	0	0	0	0	0	0
Bross, T.	0-0	9.00	1	0	0	0	2.0	3	2	1	1	0	0	0
Burke, T.	0-0	0.00	1	0	0	0	2.0	1	0	0	0	0	1	0
Castillo, T.	0-0	9.00	1	0	0	0	1.0	2	1	1	0	0	0	0
Cone, D.	0-2	3.60	3	3	0	0	20.0	17	8	8	2	12	24	3
Darling, R.	0-0	2.57	1	1	0	0	7.0	6	2	2	0	3	3	0
Fernandez, S.	0-0	3.00	1	1	0	0	6.0	3	2	2	1	0	6	0
Franco, J.	1-2	14.54	4	0	0	1	4.1	12	7	7	0	3	4	1
Gooden, D.	1-0	1.13	2	2	1	0	18.0	10	2	2	0	0	10	0
Innis, J.	0-0	0.00	5	0	0	0	6.2	3	0	0	0	1	4	0
Pena, A.	1-0	5.40	3	0	0	0	5.0	8	3	3	2	0	3	0
Sauveur, R.	0-0	18.00	1	0	0	0	1.0	2	2	2	1	1	1	0
Schourek, P.	0-0	27.00	1	0	0	0	1.0	3	3	3	1	1	0	0
Simons, D.	1-0	0.00	5	0	0	0	5.0	1	0	0	0	2	2	0
Viola, F.	0-2	3.00	2	2	0	0	15.0	19	7	5	0	4	9	0
Whitehurst, W.	0-1	4.00	2	2	0	0	9.0	10	6	4	0	2	5	1
Young, A.	1-0	1.29	1	1	0	0	7.0	7	1	1	0	0	6	0
TOTALS	5-7	3.50	12	12	1	1	108.0	107	46	42	8	29	76	5



PHILADELPHIA PHILLIES

EASTERN DIVISION



JIM FREGOSI
 2nd Season in Phil.
 (74-75)
 Ninth Season Overall
 (504-550)

Address: P.O. Box 7575, Philadelphia, PA 19101
 Phone Number: (215) 463-5000
 General Manager: Lee Thomas
 Manager: Jim Fregosi
 Vice President, PR: Larry Shenk
 Private Number: (215) 755-9321
 PR Assistants: Gene Dias, Leigh McDonald
 Private Number: (215) 755-9321
 Stadium (Year Opened): Veterans Stadium (1971)
 Capacity: 62,382
 Traveling Secretary: Eddie Ferenz
 Hotel in Houston: Westin Galleria
 Phone Number: (713) 960-8100
 Fax: (713) 960-6553
 Astros Hotel in Philadelphia: Philadelphia Hilton & Towers
 Phone Number: (215) 893-1600
 Fax: (215) 893-1664
 1991 Record, Finish: 78-84, 3rd East
 Vs. Astros in 1991 (Overall) : 5-7 (221-179)
 Vs. Astros in Phil. in 1991 (Overall) : 3-3 (132-68)
 Vs. Astros in Hou. in 1991 (Overall) : 2-4 (89-111)

1991 SERIES SCORES

In Philadelphia

In Houston

June 20-L 7-3	June 23-W 6-4	June 11-W 1-0 (11)	Sept. 6-W 3-1
June 21-L 3-0	August 28-L 11-10(10)	June 12-W 3-2	Sept. 7-W 6-0
June 22-W 4-3(10)	August 29-W 5-1	June 13-L 5-4	Sept. 8-L 5-0

(Results refer to Astros won-lost)

ALL-TIME SERIES RESULTS

YEAR	HOME	ROAD	TOTAL	YEAR	HOME	ROAD	TOTAL
1962	1-8	0-9	1-17	1977	4-2	0-6	4-8
1963	6-3	2-7	8-10	1978	5-1	1-5	6-6
1964	3-6	2-7	5-13	1979	2-4	3-3	5-7
1965	2-7	4-5	6-12	1980	2-4	1-5	3-9
1966	5-4	2-7	7-11	1981	4-0	0-6	4-6
1967	5-4	2-7	7-11	1982	4-2	3-3	7-5
1968	6-3	3-6	9-9	1983	1-5	3-3	4-8
1969	5-1	3-3	8-4	1984	3-3	3-3	6-6
1970	3-3	1-5	4-8	1985	3-3	1-5	4-8
1971	4-2	4-2	8-4	1986	3-3	3-3	6-6
1972	6-0	3-3	9-3	1987	2-4	4-2	6-6
1973	3-3	4-2	7-5	1988	5-1	3-3	8-4
1974	4-2	2-4	6-6	1989	6-1	3-2	9-3
1975	4-2	2-4	6-6	1990	3-3	2-4	5-7
1976	3-3	1-5	4-8	1991	4-2	3-3	7-5

SERIES RECORDS

Longest Winning Streak, Astros: 8, 8/25/81-6/4/82
 Longest Winning Streak, Phillies: 17, 4/13-9/3/62
 Largest Margin of Victory, Astros: 12 (7/1/84, Hou 13, PHIL 1, & 5/31/75, Hou 15, PHIL 3)
 Largest Margin of Victory, Phillies: 16 (9/10/63, PHIL, 16, Hou 0)
 Most Runs Scored by Houston: 15 (5/31/75 @ Philadelphia)
 Most Runs Scored by Philadelphia: 16 (9/10/63 @ Philadelphia)
 Most Runs Scored by Both Teams: 22 (7/20/66, Phil 13, HOU 9)
 Longest Game, Innings: 16, 7/15/84 @ Houston
 (Home team in CAPS)

ASTROS VS. PHILADELPHIA

BATTER	AVG	G	AB	R	H	2B	3B	HR	RBI	BB	SO	SB
Anthony, E.	.059	6	17	2	1	0	0	1	1	3	5	0
Bagwell, J.	.319	12	47	11	15	5	0	1	4	6	7	0
Biggio, C.	.326	12	43	7	14	1	1	0	0	5	8	2
Caminiti, K.	.326	12	46	5	15	3	0	1	10	5	6	1
Candaele, C.	.195	12	41	2	8	2	0	0	3	5	7	0
Cedeno, A.	.556	5	18	2	10	1	1	1	4	2	3	0
Davidson, M.	.087	8	23	0	2	0	0	0	0	0	7	0
Eusebio, T.	.000	1	3	0	0	0	0	0	0	1	1	0
Finley, S.	.278	11	36	6	10	1	0	1	6	5	3	4
Gonzalez, L.	.182	7	22	1	4	1	1	0	1	3	2	0
Mota, A.	.100	3	10	0	1	0	0	0	2	0	3	0
Nichols, C.	.000	1	3	0	0	0	0	0	0	0	0	0
Oberkfell, K.	.500	4	2	0	1	1	0	0	3	2	0	0
Ortiz, J.	.286	7	14	1	4	1	0	0	1	4	3	0
Ramirez, R.	.400	7	15	3	6	0	0	0	1	1	4	0
Simms, M.	.000	3	7	0	0	0	0	0	1	0	2	0
Tolentino, J.	.333	3	3	0	1	0	0	0	0	0	0	0
Yelding, E.	.227	7	22	1	5	1	0	0	3	2	3	1
Young, G.	.125	12	16	3	2	0	0	0	2	3	1	0
PITCHERS	.130	12	23	1	3	1	0	0	1	4	9	0
TOTALS	.248	12	411	45	102	18	3	5	43	51	74	8

PITCHER	W-L	ERA	G	GS	CG	SV	IP	H	R	ER	HR	BB	SO	WP
Bowen, R.	0-1	7.20	2	2	0	0	10.0	13	8	8	2	3	10	0
Capel, M.	0-0	0.00	3	0	0	1	1.1	1	0	0	0	0	1	0
Clancy, J.	0-0	0.00	2	0	0	1	2.0	0	0	0	0	1	1	0
Corsi, J.	0-0	2.16	4	0	0	0	8.1	6	2	2	0	3	6	0
Deshales, J.	0-0	2.45	2	2	0	0	14.2	10	5	4	0	5	11	0
Harnisch, P.	1-0	1.29	1	1	0	0	7.0	4	1	1	0	2	12	0
Henry, D.	0-0	10.80	3	0	0	0	1.2	3	2	2	0	3	2	1
Hernandez, X.	0-0	0.00	2	0	0	0	1.2	0	0	0	0	0	3	0
Jones, J.	0-1	12.27	1	1	0	0	3.2	9	5	5	0	2	1	1
Kile, D.	2-1	1.45	3	3	0	0	18.2	11	7	3	2	11	12	1
Mallicoat, R.	0-0	0.00	2	0	0	0	1.2	0	0	0	0	1	1	0
Osuna, A.	3-1	4.50	7	0	0	1	8.0	8	5	4	0	1	7	0
Portugal, M.	1-1	1.38	3	3	1	0	26.0	16	4	4	2	1	20	0
Schilling, C.	0-0	5.40	3	0	0	0	5.0	6	3	3	0	4	6	0
TOTALS	7-5	2.95	12	12	1	3	109.2	87	42	36	6	37	93	3

PHILADELPHIA VS. ASTROS

BATTER	AVG	G	AB	R	H	2B	3B	HR	RBI	BB	SO	SB
Backman, W.	.250	9	28	3	7	2	0	0	1	5	2	2
Batiste, K.	.333	1	3	0	1	0	0	0	0	1	0	0
Booker, R.	.200	5	5	1	1	0	0	0	1	0	0	0
Campusano, S.	.333	4	6	1	2	0	0	0	0	0	1	0
Castillo, B.	.167	3	6	0	1	1	0	0	0	0	3	0
Chamberlain, W.	.324	9	37	5	12	3	0	1	3	3	6	0
Daulton, D.	.190	7	21	4	4	1	0	2	5	3	3	0
Fletcher, D.	.091	5	11	0	1	0	0	0	1	1	1	0
Hayes, C.	.167	10	18	1	3	0	0	1	6	0	4	0
Hayes, V.	.208	6	24	5	5	1	0	0	1	1	5	1
Hollins, D.	.385	3	13	1	5	1	0	0	1	0	0	0
Jones, R.	.200	5	5	0	1	0	0	0	2	0	2	0
Jordan, R.	.174	9	23	1	4	3	0	0	3	1	4	0
Kruk, J.	.256	12	43	5	11	3	0	1	7	5	13	0
Lake, S.	.300	4	10	0	3	0	0	0	1	0	2	0
Lindeman, J.	.125	6	8	1	1	0	0	0	0	1	1	0
Morandini, M.	.152	9	33	5	5	0	0	1	4	5	9	1
Morris, J.	.154	6	13	3	2	0	0	0	0	2	3	0
Murphy, D.	.147	10	34	2	5	2	0	0	1	3	9	0
Ready, R.	.000	2	1	0	0	0	0	0	0	1	0	0
Schu, R.	.000	3	4	0	0	0	0	0	1	1	1	0
Thon, D.	.273	10	33	4	9	2	1	0	2	3	6	0
PITCHERS	.143	12	28	0	4	0	0	0	0	1	18	0
TOTALS	.214	12	407	42	87	19	1	6	40	37	93	4

PITCHER	W-L	ERA	G	GS	CG	SV	IP	H	R	ER	HR	BB	SO	WP
Akerfelds, D.	0-0	0.00	1	0	0	0	1.1	0	0	0	0	0	0	0
Boever, J.	0-1	7.88	5	0	0	0	8.0	13	7	7	0	8	4	0
Combs, P.	0-0	0.00	1	1	0	0	9.0	5	0	0	0	2	3	1
Cox, D.	1-1	5.06	2	2	0	0	10.2	9	6	6	1	5	6	1
DeJesus, J.	1-2	3.92	3	3	1	0	20.2	22	11	9	2	9	19	2
Greene, T.	0-0	3.00	2	2	0	0	15.0	14	5	5	2	2	13	0
Hartley, M.	1-0	18.00	1	0	0	0	1.0	2	2	2	0	1	0	1
McDowell, R.	0-2	3.38	3	0	0	0	5.1	6	2	2	0	7	4	0
Mulholland, T.	1-0	4.22	2	2	1	0	10.2	9	5	5	0	4	7	0
Ritchie, W.	0-0	0.00	1	0	0	0	1.0	0	0	0	0	0	0	0
Ruffin, B.	1-1	1.17	3	2	0	0	15.1	10	3	2	0	4	8	0
Searcy, S.	0-0	4.50	1	0	0	0	4.0	3	2	2	0	2	2	1
Williams, M.	0-0	2.57	5	0	0	2	7.0	9	2	2	0	7	8	0
TOTALS	5-7	3.47	12	12	2	2	109.0	102	45	42	5	51	74	6



PITTSBURGH PIRATES

EASTERN DIVISION



JIM LEYLAND
Seventh Season in Pitt.
(496-474)
Overall record
(497-475)

Address: 600 Stadium Circle,
Pittsburgh, PA 15212
Phone Number: (412) 323-5000
General Manager: Ted Simmons
Manager: Jim Leyland
Vice President, Public Relations: Rick Cerrone
Private Number: (412) 323-5099
Director of Media Relations: Jim Trdinich
Private Number: (412) 323-5031
Assistant Public Relations Director: Sally O'Leary
Private Number: (412) 323-5030
Stadium (Year Opened): Three Rivers Stadium
(1970)

Capacity: 58,722
Traveling Secretary: Greg Johnson
Hotel in Houston: Westin Galleria
Phone Number: (713) 960-8100
Fax: (713) 960-6553
Astros Hotel in Pittsburgh: Vista International
Phone Number: (412) 281-3700
Fax: (412) 281-2652
1991 Record, Finish: 98-64, 1st East
Vs. Astros in 1991 (Overall) : 8-4 (234-161)
Vs. Astros in Pitt. in 1991 (Overall) : 3-3 (138-59)
Vs. Astros in Hou. in 1991 (Overall) : 5-1 (96-102)

1991 SERIES SCORES

In Pittsburgh

In Houston

May 3-L 1-0	July 15-L 8-0	May 14-L 6-3	July 26-L 8-1
May 4-W 8-3	July 16-L 6-4	May 15-L 8-7	July 27-L 11-5
May 5-W 6-4	July 17-W 10-2	May 16-L 6-4	July 28-W 9-7

(Results refer to Astros won-lost)

ALL-TIME SERIES RESULTS

YEAR	HOME	ROAD	TOTAL	YEAR	HOME	ROAD	TOTAL
1962	3-6	2-7	5-13	1977	3-3	1-5	4-8
1963	4-5	2-7	6-12	1978	4-2	0-6	4-8
1964	4-5	1-8	5-13	1979	3-3	1-5	4-8
1965	6-3	2-7	8-10	1980	5-1	2-4	7-5
1966	3-6	1-8	4-14	1981	0-3	2-1	2-4
1967	6-3	3-6	9-9	1982	5-1	4-2	9-3
1968	5-4	0-9	5-13	1983	2-4	4-2	6-6
1969	2-4	1-5	3-9	1984	2-4	4-2	6-6
1970	4-2	2-4	6-6	1985	4-2	2-4	6-6
1971	2-4	2-4	4-8	1986	2-4	4-2	6-6
1972	2-4	1-5	3-9	1987	5-1	1-5	6-6
1973	3-3	3-3	6-6	1988	5-1	3-3	8-4
1974	4-2	1-5	5-7	1989	4-2	3-3	7-5
1975	5-1	1-4	6-5	1990	4-2	1-5	5-7
1976	0-6	2-4	2-10	1991	1-5	3-3	4-8

SERIES RECORDS

Longest Winning Streak, Astros: 6, 4/30-7/5/82
 Longest Winning Streak, Pirates: 9, 4/29/79-6/13/80
 Largest Margin of Victory, Astros: 13 (8/10/68, Game 1, HOU 16, Pitt 3)
 Largest Margin of Victory, Pirates: 13 (7/22/67, PITT, 15, Hou 2)
 Most Runs Scored by Houston: 16 (8/10/68, Game 1 @ Pittsburgh)
 Most Runs Scored by Pittsburgh: 15 (7/22/67 @ Pittsburgh)
 Most Runs Scored by Both Teams: 21 (twice, last, 6/11/69, Pitt 13, HOU 8)
 Longest Game, Innings: 17, 7/6/72 @ Houston
 (Home team in CAPS)

ASTROS VS. PITTSBURGH

BATTER	AVG	G	AB	R	H	2B	3B	HR	RBI	BB	SO	SB
Anthony, E.	.125	4	8	0	1	0	0	0	1	1	2	0
Bagwell, J.	.333	12	39	6	13	3	0	1	4	6	9	0
Biggio, C.	.211	11	38	5	8	2	0	0	0	3	5	2
Caminiti, K.	.340	12	47	8	16	3	1	0	8	4	3	0
Candaele, C.	.333	11	36	10	12	3	1	1	3	5	2	4
Cedeno, A.	.250	2	8	1	2	0	1	0	1	1	3	0
Davidson, M.	.474	11	19	2	9	2	0	1	5	0	4	0
Finley, S.	.342	12	38	4	13	4	1	1	8	1	2	2
Gonzalez, L.	.313	10	32	5	10	3	1	0	4	3	4	2
McLemore, M.	.500	2	8	3	4	1	0	0	1	0	1	0
Nichols, C.	.000	2	5	0	0	0	0	0	0	0	1	0
Oberkfell, K.	.444	6	9	2	4	1	0	0	3	1	0	0
Ortiz, J.	.000	4	6	0	0	0	0	0	0	0	0	0
Ramirez, R.	.111	8	18	0	2	0	0	0	2	0	2	0
Rhodes, K.	.267	5	15	2	4	1	0	0	2	1	6	0
Rohde, D.	.125	3	8	1	1	0	0	0	0	0	1	0
Servais, S.	.000	3	6	0	0	0	0	0	1	1	1	0
Simms, M.	.333	5	12	3	4	3	0	0	3	2	4	1
Tolentino, J.	.000	1	0	0	0	0	0	0	0	1	0	0
Yelding, E.	.400	10	30	1	12	3	0	0	5	0	5	0
Young, G.	.222	7	18	1	4	1	0	0	1	2	4	2
PITCHERS	.176	12	17	3	3	0	0	0	1	3	4	0
TOTALS	.293	12	417	57	122	30	5	4	53	35	63	13

PITCHER	W-L	ERA	G	GS	CG	SV	IP	H	R	ER	HR	BB	SO	WP
Bowen, R.	1-0	5.40	1	1	0	0	5.0	6	4	3	0	5	4	1
Capel, M.	0-0	2.57	3	0	0	0	7.0	6	2	2	1	4	3	0
Clancy, J.	0-1	4.26	6	0	0	2	12.2	10	6	6	1	6	5	1
Corsi, J.	0-0	9.95	4	0	0	0	6.1	11	7	7	2	3	6	0
Deshaies, J.	0-0	—	1	1	0	0	0.0	1	1	1	0	0	0	0
Harnisch, P.	0-2	3.46	2	2	1	0	13.0	9	6	5	1	3	6	2
Henry, D.	0-0	1.80	7	0	0	0	10.0	6	3	2	1	8	13	1
Hernandez, X.	0-0	27.00	1	0	0	0	0.1	2	1	1	0	1	0	0
Jones, J.	2-2	8.10	5	4	0	0	20.0	33	18	16	3	8	14	1
Kile, D.	0-2	5.40	3	1	0	0	6.2	11	7	4	2	2	4	0
Osuna, A.	0-0	0.87	7	0	0	1	10.1	2	1	1	0	8	7	1
Portugal, M.	1-0	5.84	3	3	0	0	12.1	14	8	8	1	6	8	0
Schilling, C.	0-1	40.50	2	0	0	1	0.2	2	3	3	0	2	1	0
Wilkins, D.	0-0	13.50	1	0	0	0	0.2	3	3	1	0	0	1	0
TOTALS	4-8	5.31	12	12	1	4	105.0	116	70	62	12	56	72	7

PITTSBURGH VS. ASTROS

BATTER	AVG	G	AB	R	H	2B	3B	HR	RBI	BB	SO	SB
Bell, J.	.500	12	50	17	25	3	0	5	13	3	5	2
Bonds, B.	.275	12	40	7	11	1	1	0	6	11	6	2
Bonilla, B.	.277	12	47	4	13	5	0	1	12	6	3	0
Garcia, C.	.000	1	3	0	0	0	0	0	0	0	3	0
Gonzalez, J.	.111	5	9	1	1	0	0	1	2	0	5	0
Heaton, N.	.000	1	0	0	0	0	0	0	0	1	0	0
King, J.	.000	2	7	0	0	0	0	0	0	0	2	0
LaValliere, M.	.194	10	36	3	7	0	0	0	2	3	3	0
Lind, J.	.258	10	31	3	8	0	0	0	1	2	4	0
McClendon, L.	.000	6	6	0	0	0	0	0	0	2	1	0
Merced, O.	.357	12	42	14	15	3	0	2	7	12	8	1
Prince, T.	.000	1	1	0	0	0	0	0	0	0	0	0
Redfield, J.	.000	1	0	0	0	0	0	0	0	0	0	0
Redus, G.	.250	6	8	2	2	0	0	0	0	1	2	0
Schulz, J.	.000	2	2	0	0	0	0	0	0	0	2	0
Staight, D.	.375	4	8	2	3	0	1	0	3	2	1	0
Smith, Z.	.000	1	1	0	0	0	0	0	0	0	1	0
Van Slyke, A.	.273	10	33	8	9	2	1	2	8	5	2	1
Varsho, G.	.259	10	27	3	7	2	0	1	5	4	6	1
Webster, M.	.250	1	4	0	1	0	0	0	0	0	2	0
Wehner, J.	.300	4	10	1	3	0	0	0	2	2	2	1
Wilkerson, C.	.176	7	17	2	3	0	0	0	2	1	6	0
PITCHERS	.286	12	28	3	8	2	0	0	2	1	8	0
TOTALS	.283	12	410	70	116	18	3	12	65	56	72	8

PITCHER	W-L	ERA	G	GS	CG	SV	IP	H	R	ER	HR	BB	SO	WP
Belinda, S.	0-0	2.70	5	0	0	2	6.2	1	2	2	0	3	6	0
Drabek, D.	1-2	5.17	3	3	0	0	15.2	27	12	9	0	4	8	0
Heaton, N.	1-0	2.61	5	0	0	0	10.1	7	3	3	0	4	2	0
Huisman, M.	0-0	9.00	1	0	0	0	2.0	3	2	2	0	0	2	0
Kipper, B.	1-0	4.15	5	0	0	0	8.2	10	4	4	2	2	3	0
Landrum, B.	0-0	3.38	6	0	0	1	8.0	10	7	3	0	3	4	1
Palacios, V.	0-0	6.00	2	0	0	0	3.0	2	2	2	1	5	4	1
Patterson, B.	0-0	10.80	4	0	0	0	3.1	8	4	4	0	2	4	0
Smiley, J.	0-1	12.00	2	2	0	0	6.0	13	9	8	0	2	5	0
Smith, Z.	3-1	2.96	4	4	1	0	24.1	23	11	8	1	3	15	1
Tomlin, R.	2-0	0.53	3	2	1	0	17.0	13	1	1	0	7	10	0
Walk, B.	0-0	0.00	2	1	0	0	2.0	5	0	0	0	0	0	0
TOTALS	8-4	3.67	12	12	2	3	107.0	122	57	46	4	35	63	3



ST. LOUIS CARDINALS

EASTERN DIVISION



JOE TORRE
 Third season in St. Louis
 (108-112)
 11th Season Overall
 (651-761)

Address: 250 Stadium Plaza, St. Louis, MO 63102
 Phone Number: (314) 421-4040
 General Manager: Dal Maxvill
 Manager: Joe Torre
 Vice President, PR: Jeffrey Wehling
 Private Number: (314) 425-0625
 Manager of Public Relations: Brian Bartow
 Private Number: (314) 425-0623
 Stadium (Year Opened): Busch Stadium (1966)
 Capacity: 53,138
 Traveling Secretary: C.J. Cherre
 Hotel in Houston: Westin Galleria
 Phone Number: (713) 960-8100
 Fax: (713) 960-6553
 Astros Hotel in St. Louis: Adams Mark
 Phone Number: (314) 241-7400
 Fax: (314) 241-9839
 1991 Record, Finish: 84-78, 2nd East
 Vs. Astros in 1991 (Overall) : 7-5 (214-182)
 Vs. Astros in Stl. in 1991 (Overall) : 5-1 (114-84)
 Vs. Astros in Hou. in 1991 (Overall) : 2-4 (100-98)

1991 SERIES SCORES

In St. Louis

In Houston

May 17-W 5-4	July 22-L 9-1	May 10-L 7-5 (10)	July 29-W 6-2
May 18-L 12-2	July 23-L 5-1	May 11-W 6-1	July 30-W 7-5
May 19-L 9-2	July 24-L 4-3	May 12-L 7-3	July 31-W 9-5

(Results refer to Astros won-lost)

ALL-TIME SERIES RESULTS

YEAR	HOME	ROAD	TOTAL	YEAR	HOME	ROAD	TOTAL
1962	5-4	4-5	9-9	1977	3-3	2-4	5-7
1963	4-5	1-8	5-13	1978	3-3	4-2	7-5
1964	4-5	4-5	8-10	1979	2-4	4-2	6-6
1965	6-3	3-6	9-9	1980	4-2	3-3	7-5
1966	6-3	4-5	10-8	1981	1-2	1-2	2-4
1967	3-6	3-6	6-12	1982	4-2	2-4	6-6
1968	2-7	3-6	5-13	1983	2-4	0-6	2-10
1969	4-2	3-3	7-5	1984	4-2	4-2	8-4
1970	1-5	5-1	6-6	1985	3-3	3-3	6-6
1971	1-5	1-5	2-10	1986	3-3	4-2	7-5
1972	2-4	2-4	4-8	1987	3-3	2-4	5-7
1973	3-3	2-4	5-7	1988	3-3	3-3	6-6
1974	5-1	3-3	8-4	1989	3-3	4-2	7-5
1975	1-5	3-3	4-8	1990	4-2	2-4	6-6
1976	5-1	4-2	9-3	1991	4-2	1-5	5-7

SERIES RECORDS

Longest Winning Streak, Astros: 5, three times, last, 5/31-8/24/87
 Longest Winning Streak, Cardinals: 9, 7/9/71-4/29/72
 Largest Margin of Victory, Astros: 16 (6/7/67, Hou 17, STL 1)
 Largest Margin of Victory, Cardinals: 12 (9/3/67, STL 13, Hou 1)
 Most Runs Scored by Houston: 17 (8/20/85 @ Houston & 6/7/67 @ St. Louis)
 Most Runs Scored by St. Louis: 19 (9/30/65 @ Houston)
 Most Runs Scored by Both Teams: 27 (twice, last, 5/19/81, STL 15, Hou 12)
 Longest Game, Innings: 18, 5/27/83 @ Houston
 (Home team in CAPS)

ASTROS VS. ST. LOUIS

BATTER	AVG	G	AB	R	H	2B	3B	HR	RBI	BB	SO	SB
Anthony, E.	.167	2	6	0	1	1	0	0	0	0	2	0
Bagwell, J.	.316	11	38	5	12	1	0	2	7	3	5	0
Biggio, G.	.359	10	39	9	14	2	1	0	10	2	7	1
Caminiti, K.	.135	11	37	3	5	1	1	1	8	8	4	0
Candaele, C.	.205	12	39	5	8	2	2	0	2	4	4	0
Cedeno, A.	.250	3	12	0	3	1	0	0	1	0	3	0
Davidson, M.	.667	5	3	1	2	0	0	1	2	2	0	0
Finley, S.	.289	12	45	7	13	2	2	1	3	2	1	5
Gonzalez, L.	.222	12	45	6	10	1	1	3	9	2	12	0
Nichols, C.	.250	3	8	0	2	1	0	0	1	0	2	0
Oberkfell, K.	.143	5	7	1	1	0	0	0	0	2	2	0
Ramirez, R.	.429	6	14	1	6	2	0	0	0	1	1	0
Rhodes, K.	.176	6	17	2	3	0	0	0	0	4	3	0
Rohde, D.	.000	3	5	0	0	0	0	0	0	1	0	0
Servais, S.	.000	1	1	0	0	0	0	0	0	0	0	0
Simms, M.	.083	4	12	1	1	0	0	0	0	1	4	0
Tolentino, J.	.250	1	4	1	1	0	0	0	0	0	0	0
Yelding, E.	.320	8	25	4	8	1	0	1	3	0	6	3
Young, G.	.125	10	8	3	1	0	0	0	0	0	1	1
PITCHERS	.222	12	18	1	4	0	0	0	2	2	5	0
TOTALS	.248	12	383	50	95	15	7	9	48	34	62	10

PITCHER	W-L	ERA	G	GS	CG	SV	IP	H	R	ER	HR	BB	SO	WP
Bowen, R.	0-1	9.00	1	1	0	0	5.0	4	6	5	0	3	2	1
Capel, M.	0-0	3.38	2	0	0	0	2.2	5	4	1	0	2	2	0
Clancy, J.	0-0	2.45	2	0	0	0	3.2	3	1	1	0	1	0	1
Corsi, J.	0-0	0.00	4	0	0	0	5.1	4	0	0	0	1	1	0
Deshaies, J.	2-1	4.18	4	4	1	0	28.0	28	13	13	0	12	13	0
Harnisch, P.	0-1	7.27	3	3	0	0	17.1	25	14	14	3	5	10	0
Henry, D.	0-0	9.00	4	0	0	0	4.0	5	4	4	0	5	1	0
Hernandez, X.	0-1	14.73	1	1	0	0	3.2	9	7	6	2	2	4	0
Jones, J.	0-0	2.84	1	1	0	0	6.1	4	5	2	0	4	5	0
Kile, D.	1-0	1.08	2	1	0	0	8.1	8	4	1	0	8	4	0
Osuna, A.	1-2	5.40	5	0	0	1	6.2	6	4	4	1	7	6	0
Portugal, M.	1-0	1.29	1	1	0	0	7.0	3	1	1	1	2	6	0
Schilling, C.	0-1	9.00	3	0	0	0	4.0	11	4	4	0	3	6	0
Wilkins, D.	0-0	7.71	1	0	0	1	2.1	4	3	2	0	3	0	1
TOTALS	5-7	5.00	12	12	1	2	104.1	119	70	58	7	58	60	3

ST. LOUIS VS. ASTROS

BATTER	AVG	G	AB	R	H	2B	3B	HR	RBI	BB	SO	SB
Alicea, L.	.000	3	2	0	0	0	0	0	0	0	1	0
Gedman, R.	.000	4	6	0	0	0	0	0	1	0	0	0
Gilkey, B.	.115	9	26	4	3	0	0	0	0	7	4	2
Guerrero, P.	.375	6	24	3	9	1	0	1	9	1	2	0
Hudler, R.	.357	8	14	0	5	1	0	0	3	0	0	0
Jones, T.	.125	3	8	1	1	0	0	0	1	1	2	0
Jose, F.	.366	12	41	7	15	4	0	1	9	10	9	3
Lankford, R.	.353	12	51	12	18	5	1	1	10	2	8	5
Oquendo, J.	.300	10	30	6	9	2	1	0	1	3	4	0
Pagnozzi, T.	.200	10	35	4	7	1	2	0	2	7	1	2
Pena, G.	.167	6	6	2	1	0	0	0	0	2	1	2
Perry, G.	.200	11	25	3	5	0	0	1	3	5	7	3
Smith, O.	.333	12	45	11	15	0	0	0	6	8	4	4
Thompson, M.	.435	8	23	7	10	1	1	1	5	2	3	1
Wilson, C.	.167	5	6	0	1	0	0	0	2	1	1	0
Zeile, T.	.318	12	44	8	14	4	0	2	5	8	6	2
PITCHERS	.231	12	26	2	6	0	0	0	6	1	7	0
TOTALS	.289	12	412	70	119	19	5	7	63	58	60	24

PITCHER	W-L	ERA	G	GS	CG	SV	IP	H	R	ER	HR	BB	SO	WP
Agosto, J.	1-0	3.00	6	0	0	0	9.0	8	3	3	0	3	4	2
Carpenter, C.	1-1	18.90	3	0	0	0	3.1	6	7	7	2	2	4	1
DeLeon, J.	1-1	2.33	3	3	1	0	19.1	19	6	5	3	11	11	0
Fraser, W.	0-0	2.25	2	0	0	0	4.0	2	1	1	1	0	1	0
Hill, K.	1-0	3.27	3	3	0	0	22.0	13	8	8	1	7	18	1
Moyer, J.	0-0	0.00	1	0	0	0	1.0	0	0	0	0	0	0	0
Perez, M.	0-0	81.00	1	0	0	0	0.1	2	3	3	0	1	0	0
Sherrill, T.	0-0	0.00	1	0	0	0	1.0	0	0	0	0	0	1	0
Smith, B.	2-1	3.49	4	4	2	0	28.1	23	11	11	1	4	13	0
Smith, L.	1-1	2.70	4	0	0	1	3.1	5	1	1	0	0	3	0
Terry, S.	0-0	8.10	3	0	0	0	3.1	6	3	3	0	2	1	0
Tewksbury, B.	0-1	4.50	2	2	0	0	10.0	11	7	5	1	4	6	0
TOTALS	7-5	4.03	12	12	3	1	105.0	95	50	47	9	34	62	4



SAN DIEGO PADRES

WESTERN DIVISION



GREG RIDDOCH
Third Season in S.D.
(122-122)

Address: P.O. Box 2000, San Diego, CA 92120
 Phone Number: (619) 283-4494
 General Manager: Joe McIlvaine
 Manager: Greg Riddoch
 Director of Media Relations: Jim Ferguson
 Private Number: (619) 584-7210
 Assistant Director of Media Relations: Roger Riley
 Private Number: (619) 584-7210
 Stadium (Year Opened): San Diego Jack Murphy Stadium (1969)

Capacity: 59,022
 Traveling Secretary: John Mattei
 Hotel in Houston: Westin Galleria
 Phone Number: (713) 960-8100
 Fax: (713) 960-6553
 Astros Hotel in San Diego: Marriott Marina
 Phone Number: (619) 234-1500
 Fax: (619) 234-8678

1991 Record, Finish: 84-78, 3rd West
 Vs. Astros in 1991 (Overall) : 12-6 (191-215)
 Vs. Astros in S.D. in 1991 (Overall) : 7-2 (111-95)
 Vs. Astros in Hou. in 1991 (Overall) : 5-4 (80-120)

1991 SERIES SCORES

In San Diego

In Houston

May 30-L 4-0	August 13-W 12-9	May 24-W 1-0	August 7-L 7-4
May 31-L 5-4	August 14-L 4-1	May 25-L 4-2 (10)	August 8-L 5-3
June 1-L 7-2	Sept. 16-L 6-1	May 26-W 13-3	Sept. 9-L 3-0
June 2-L 3-1	Sept. 17-W 3-0	August 5-W 2-1 (12)	Sept. 10-L 7-6
August 12-L 6-5		August 6-W 6-1	

(Results refer to Astros won-lost)

ALL-TIME SERIES RESULTS

YEAR	HOME	ROAD	TOTAL	YEAR	HOME	ROAD	TOTAL
1962	-	-	-	1977	4-5	4-5	8-10
1963	-	-	-	1978	5-4	3-6	8-10
1964	-	-	-	1979	8-1	6-3	14-4
1965	-	-	-	1980	4-5	7-2	11-7
1966	-	-	-	1981	4-1	7-2	11-3
1967	-	-	-	1982	5-4	4-5	9-9
1968	-	-	-	1983	7-2	4-5	11-7
1969	8-1	2-7	10-8	1984	4-5	2-7	6-12
1970	7-2	7-2	14-4	1985	8-1	4-5	12-6
1971	4-5	6-3	10-8	1986	5-4	5-4	10-8
1972	4-1	8-1	12-2	1987	4-5	1-8	5-13
1973	6-3	4-5	10-8	1988	4-5	2-7	6-12
1974	6-3	5-4	11-7	1989	5-4	3-6	8-10
1975	4-5	5-4	9-9	1990	3-6	1-8	4-14
1976	7-3	3-5	10-8	1991	4-5	2-7	6-12

SERIES RECORDS

Longest Winning Streak, Astros: 9, 6/22-9/17/79
 Longest Winning Streak, Padres: 8, twice, (last, 7/28-9/18/90)
 Largest Margin of Victory, Astros: 11, three times, (last, 6/10/86, Hou 12, S.D. 1)
 Largest Margin of Victory, Padres: 11 (9/11/87, S.D. 11, Hou 0)
 Most Runs Scored by Houston: 14 (6/26/72 @ San Diego)
 Most Runs Scored by San Diego: 13 (8/10/68 @ San Diego)
 Most Runs Scored by Both Teams: 21 twice, (last 8/13/91, Hou 12, S.D. 9)
 Longest Game, Innings: 20, 8/15/80 @ San Diego
 (Home team in CAPS)

ASTROS VS. SAN DIEGO

BATTER	AVG	G	AB	R	H	2B	3B	HR	RBI	BB	SO	SB		
Bagwell, J.	.288	17	59	9	17	4	0	2	9	9	15	1		
Biggio, C.	.207	17	58	4	12	4	0	0	6	3	6	2		
Bowen, R.	.000	3	0	1	0	0	0	0	0	0	0	0		
Caminiti, K.	.239	18	67	4	16	1	0	1	5	4	11	0		
Candaele, G.	.283	17	53	3	15	2	0	0	8	4	3	1		
Cedeno, A.	.146	11	41	4	6	1	0	1	4	1	16	1		
Davidson, M.	.156	13	32	1	5	3	0	0	3	1	4	0		
Eusebio, T.	.200	2	5	2	1	0	0	0	0	2	2	0		
Finley, S.	.255	17	55	8	14	3	0	1	5	4	7	2		
Gonzalez, L.	.289	13	38	5	11	3	2	2	12	2	10	0		
Lofton, K.	.125	2	8	0	1	0	0	0	0	1	2	0		
Mota, A.	.231	4	13	0	3	0	0	0	0	0	3	0		
Nichols, C.	.250	3	8	2	2	1	0	0	0	2	1	0		
Oberkfell, K.	.143	3	7	1	1	0	0	0	2	1	0	0		
Ortiz, J.	.833	6	6	2	5	1	0	0	1	3	0	0		
Ramirez, R.	.200	13	25	2	5	0	0	0	1	4	5	0		
Rhodes, K.	.077	4	13	0	1	0	0	0	0	1	3	0		
Rohde, D.	.000	4	2	1	0	0	0	0	0	2	0	0		
Simms, M.	.167	9	24	3	4	0	0	0	1	2	8	0		
Tolentino, J.	.250	7	8	1	2	1	0	0	1	0	1	0		
Yelding, E.	.280	7	25	2	7	1	0	0	1	0	4	2		
Young, G.	.276	14	29	8	8	1	1	0	0	2	4	4		
PITCHERS	.100	18	30	3	3	1	0	0	1	2	10	0		
TOTALS	.229	18	606	66	139	27	3	7	60	50	115	13		
PITCHER	W-L	ERA	G	GS	CG	SV	IP	H	R	ER	HR	BB	SO	WP
Bowen, R.	1-1	6.75	2	1	0	0	6.2	7	5	5	0	2	2	0
Capel, M.	0-1	2.25	3	0	0	0	4.0	5	1	1	1	0	4	0
Clancy, J.	0-0	0.00	1	0	0	0	0.2	0	0	0	0	0	0	0
Corsi, J.	0-0	0.00	3	0	0	0	6.1	4	0	0	0	1	5	0
Deshales, J.	0-2	14.14	2	2	0	0	7.0	10	11	11	3	7	4	0
Gardner, C.	0-1	10.80	1	1	0	0	5.0	4	6	6	2	6	4	0
Harrisch, P.	1-0	0.00	3	3	0	0	21.0	9	0	0	0	8	23	0
Henry, D.	1-0	0.00	5	0	0	0	6.1	4	0	0	0	2	5	2
Hernandez, X.	0-1	2.61	5	1	0	1	10.1	7	3	3	1	8	10	0
Jones, J.	0-1	4.00	4	4	0	0	27.0	27	13	12	2	9	22	0
Kile, D.	1-0	1.59	3	1	0	0	11.1	7	2	2	0	6	7	0
Mallicoat, R.	0-0	4.50	2	0	0	0	2.0	3	1	1	0	0	3	0
Osuna, A.	0-1	10.80	7	0	0	2	5.0	8	7	6	1	2	3	0
Portugal, M.	1-2	4.85	4	4	0	0	26.0	25	17	14	4	7	17	0
Schilling, C.	1-0	0.82	9	0	0	0	11.0	11	2	1	0	4	11	0
Wilkins, D.	0-1	11.57	2	0	0	0	2.1	4	4	3	0	2	1	0
Williams, B.	0-1	3.86	1	1	0	0	7.0	6	3	3	1	3	2	0
TOTALS	6-12	3.85	18	18	0	3	159.0	141	75	68	15	67	123	2

SAN DIEGO VS. ASTROS

BATTER	AVG	G	AB	R	H	2B	3B	HR	RBI	BB	SO	SB		
Abner, S.	1.000	2	1	2	1	0	1	0	0	1	0	0		
Azocar, O.	.400	4	5	1	2	0	0	0	0	0	1	1		
Bilardello, D.	.000	1	3	1	0	0	0	0	0	1	0	0		
Clark, J.	.229	12	35	2	8	2	0	0	2	1	6	0		
Coolbaugh, S.	.259	7	27	2	7	2	0	2	4	1	6	0		
Faries, P.	.000	1	0	0	0	0	0	0	0	0	0	0		
Fernandez, T.	.328	18	64	9	21	7	1	0	5	11	4	5		
Gwynn, T.	.295	16	61	10	18	4	2	0	12	8	2	2		
Howard, T.	.256	15	39	4	10	2	0	1	8	4	9	0		
Howell, J.	.200	10	35	2	7	0	0	0	0	5	9	0		
Jackson, D.	.167	12	36	1	6	1	0	0	1	4	12	0		
Lampkin, T.	.182	5	11	1	2	1	0	0	1	1	2	0		
McGriff, F.	.211	17	57	14	12	2	0	7	18	13	17	1		
Mota, J.	.235	5	17	2	4	0	0	0	2	1	6	0		
Presley, J.	.000	2	2	0	0	0	0	0	0	0	1	0		
Rasmussen, D.	.000	1	1	0	0	0	0	0	0	0	1	0		
Roberts, L.	.278	16	54	11	15	2	0	0	0	5	12	3		
Santiago, B.	.271	15	59	5	16	2	0	2	7	2	12	0		
Shiple, C.	.250	3	4	0	1	0	0	0	0	0	0	0		
Stephenson, P.	.500	3	2	0	1	0	0	0	0	1	1	0		
Templeton, G.	.500	2	2	1	1	0	0	0	1	0	0	0		
Teufel, T.	.241	9	29	5	7	1	0	3	7	4	7	0		
Vatcher, J.	.000	2	3	0	0	0	0	0	0	0	0	0		
Ward, K.	.333	6	3	0	1	0	0	0	0	1	0	0		
PITCHERS	.025	18	40	2	1	0	0	0	0	3	15	0		
TOTALS	.239	18	590	75	141	26	4	15	68	67	123	12		
PITCHER	W-L	ERA	G	GS	CG	SV	IP	H	R	ER	HR	BB	SO	WP
Andersen, L.	0-1	1.23	7	0	0	3	7.1	8	1	1	0	1	9	1
Benes, A.	2-1	3.21	4	4	1	0	28.0	22	10	10	2	7	16	1
Costello, J.	0-0	0.00	2	0	0	0	2.2	1	0	0	0	1	2	0
Gardner, W.	0-0	81.00	1	0	0	0	0.1	2	3	3	0	3	0	0
Harris, G.	1-0	0.61	2	2	0	0	14.2	12	2	1	1	5	11	0
Hernandez, J.	0-0	0.00	1	0	0	0	2.0	0	0	0	0	0	2	0
Hurst, B.	2-1	4.32	4	4	1	0	25.0	22	14	12	0	9	16	2
Jackson, D.	0-0	9.00	1	0	0	0	2.0	3	2	2	0	2	0	0
Lefferts, G.	0-0	5.19	8	0	0	7	8.2	9	5	5	1	0	8	0
Lewis, J.	0-0	0.00	1	0	0	0	0.1	0	0	0	0	2	0	1
Maddux, M.	0-1	3.86	6	0	0	0	7.0	5	3	3	0	1	6	1
Melendez, J.	2-0	3.00	7	1	0	0	18.0	11	7	6	0	5	11	2
Peterson, A.	1-1	4.50	2	2	0	0	10.0	9	5	5	1	3	7	1
Rasmussen, D.	3-0	1.69	4	4	0	0	26.2	20	6	5	0	6	20	0
Rodriguez, R.	1-0	0.00	7	0	0	0	6.2	6	0	0	0	3	5	0
Rosenberg, S.	0-0	36.00	1	0	0	0	1.0	3	4	4	1	1	1	0
Whitson, E.	0-1	12.00	1	1	0	0	3.0	6	4	4	1	1	1	0
TOTALS	12-6	3.36	18	18	2	10	163.1	139	66	61	7	50	115	9



SAN FRANCISCO GIANTS

WESTERN DIVISION



ROGER CRAIG
 Seventh full season in SF
 (514-476)
 Ninth Season Overall
 (666-647)

Address: Candlestick Park,
 San Francisco, CA 94124
 Phone Number: (415) 468-3700
 General Manager: Al Rosen
 Manager: Roger Craig
 Media Relations Director: Matt Fischer
 Private Number: (415) 330-2445
 Media Relations Assistant: Jim Moorehead
 Private Number: (415) 330-2449
 Stadium (Year Opened): Candlestick Park (1960)
 Capacity: 62,000
 Director, Team Travel: Dirk Smith
 Hotel in Houston: Westin Galleria
 Phone Number: (713) 960-8100
 Fax: (713) 960-8553
 Astros Hotel in San Francisco: Parc 55
 Phone Number: (415) 392-8000
 Fax: (415) 296-9764
 1991 Record, Finish: 75-87, 4th West
 Vs. Astros in 1991 (Overall) : 9-9 (275-262)
 Vs. Astros in S.F. in 1991 (Overall) : 4-5 (161-109)
 Vs. Astros in Hou. in 1991 (Overall) : 5-4 (114-153)

1991 SERIES SCORES

In San Francisco

April 19-L 5-2
 April 20-L 4-0
 April 21-L 1-0
 July 2-W 8-4
 July 3-W 9-0

July 4-W 14-6
 Sept. 30-W 2-0
 October 1-L 6-4
 October 2-W 7-5

In Houston

April 12-W 3-2
 April 13-L 16-2
 April 14-W 7-2
 August 20-L 9-3
 August 21-W 13 4
 August 22-L 11-8
 Sept. 23-W 8-0
 Sept. 24-L 9-7
 Sept. 25-L 2-1

(Results refer to Astros won-lost)

ALL-TIME SERIES RESULTS

YEAR	HOME	ROAD	TOTAL	YEAR	HOME	ROAD	TOTAL
1962	2-7	5-4	7-11	1977	4-5	5-4	9-9
1963	5-4	3-6	8-10	1978	5-4	1-8	6-12
1964	5-4	2-7	7-11	1979	3-6	4-5	7-11
1965	2-7	1-8	3-15	1980	8-1	3-6	11-7
1966	5-4	1-8	6-12	1981	4-2	5-4	9-6
1967	5-4	1-8	6-12	1982	4-5	1-8	5-13
1968	5-4	3-6	8-10	1983	6-3	6-3	12-6
1969	8-1	2-7	10-8	1984	7-2	5-4	12-6
1970	7-2	3-6	10-8	1985	8-1	7-2	15-3
1971	5-4	4-5	9-9	1986	5-4	4-5	9-9
1972	5-4	8-1	13-5	1987	7-2	3-6	10-8
1973	6-3	5-4	11-7	1988	2-7	5-4	7-11
1974	5-4	5-4	10-8	1989	6-3	2-7	8-10
1975	1-8	4-5	5-13	1990	7-2	3-6	10-8
1976	7-2	3-6	10-8	1991	4-5	5-4	9-9

SERIES RECORDS

Longest Winning Streak, Astros: 12, 8/8/84-6/30/85
 Longest Winning Streak, Giants: 13, 7/19/64-5/22/65
 Largest Margin of Victory, Astros: 14 (7/7/71, Hou 18, SF 4)
 Largest Margin of Victory, Giants: 14 (4/13/91, SF 16, HOU 2)
 Most Runs Scored by Houston: 18 (7/7/71 @ San Francisco)
 Most Runs Scored by San Francisco: 16, twice, (last, 4/13/91 @ Houston)
 Most Runs Scored by Both Teams: 23 (8/2/88, Hou 13, SF 10)
 Longest Game, Innings: 15, 5/22/81 @ Houston & 9/7/67 @ San Francisco
 (Home team in CAPS)

ASTROS VS. SAN FRANCISCO

BATTER	AVG	G	AB	R	H	2B	3B	HR	RBI	BB	SO	SB
Anthony, E.	.125	2	8	1	1	0	0	0	1	0	4	0
Bagwell, J.	.322	17	59	14	19	0	2	2	16	8	14	1
Biggio, C.	.435	16	62	15	27	2	0	0	7	6	6	0
Caminiti, K.	.400	14	50	8	20	7	1	2	16	7	5	1
Candaele, C.	.300	17	50	5	15	1	1	2	10	1	4	0
Cedeno, A.	.257	9	35	7	9	1	0	4	11	2	10	0
Cooper, G.	.250	3	8	0	2	0	0	0	1	1	3	0
Davidson, M.	.000	7	6	0	0	0	0	0	0	1	2	0
Eusebio, T.	.000	2	1	0	0	0	0	0	0	0	0	0
Finley, S.	.338	18	71	18	24	3	0	0	6	7	4	4
González, L.	.329	18	70	9	23	4	1	1	15	4	12	2
Lofton, K.	.231	6	26	5	6	0	0	0	0	1	4	1
McLemore, M.	.000	5	14	0	0	0	0	0	0	1	4	0
Mota, A.	.429	3	7	2	3	1	0	0	0	0	0	0
Nichols, C.	.286	2	7	0	2	1	0	0	0	1	3	0
Oberklell, K.	.125	6	8	2	1	1	0	0	0	3	3	0
Ortiz, J.	.000	3	2	0	0	0	0	0	0	1	1	0
Ramirez, R.	.200	7	20	3	4	1	0	0	2	2	2	1
Rhodes, K.	.125	6	16	0	2	1	0	0	1	4	4	0
Rohde, D.	.000	2	2	0	0	0	0	0	0	0	0	0
Servais, S.	.250	4	12	0	3	1	0	0	2	2	4	0
Simms, M.	.300	3	10	2	3	1	0	0	2	2	5	0
Tolentino, J.	.000	6	5	0	0	0	0	0	0	0	1	0
Yelding, E.	.138	7	29	1	4	0	0	0	0	1	4	0
Young, G.	.417	11	12	2	5	1	0	0	5	3	0	3
PITCHERS	.125	18	32	4	4	0	0	0	2	4	10	0
TOTALS	.285	18	622	98	177	26	5	11	97	62	109	13

PITCHER	W-L	ERA	G	GS	CG	SV	IP	H	R	ER	HR	BB	SO	WP
Bowen, R.	1-0	3.60	1	1	0	0	5.0	4	2	2	0	4	7	0
Capel, M.	0-0	9.00	1	0	0	0	1.0	1	1	1	0	2	1	0
Clancy, J.	0-0	1.80	3	0	0	0	5.0	5	3	1	0	2	6	2
Corsi, J.	0-0	3.52	6	0	0	0	7.2	9	3	3	0	3	5	0
Deshaias, J.	1-1	3.50	3	3	0	0	18.0	15	7	7	1	5	9	0
Gardner, C.	1-0	0.00	1	1	0	0	7.0	6	0	0	0	3	6	0
Harnisch, P.	2-0	1.80	3	3	0	0	20.0	12	4	4	0	7	18	0
Henry, D.	0-0	3.00	5	0	0	1	6.0	4	2	2	1	1	5	0
Hernandez, X.	0-0	5.14	5	0	0	1	7.0	6	4	4	1	4	3	0
Jones, J.	1-2	6.75	3	2	0	0	12.0	11	10	9	2	6	9	1
Kile, D.	1-3	7.96	6	4	0	0	26.0	35	23	23	4	14	18	1
Mallicoat, R.	0-0	6.75	5	0	0	0	2.2	2	2	2	2	1	1	0
Osuna, A.	0-0	4.91	7	0	0	1	7.1	6	6	4	1	6	5	0
Portugal, M.	2-1	5.02	3	2	0	0	14.1	15	8	8	1	5	12	1
Schilling, C.	0-1	3.09	6	0	0	1	11.2	11	4	4	1	7	10	0
Scott, M.	0-1	15.00	1	1	0	0	3.0	6	5	5	1	3	2	0
Williams, B.	0-0	3.60	1	1	0	0	5.0	5	2	2	1	1	2	0
TOTALS	9-9	4.59	18	18	0	4	158.2	153	86	81	16	74	119	5

SAN FRANCISCO VS. ASTROS

BATTER	AVG	G	AB	R	H	2B	3B	HR	RBI	BB	SO	SB
Anderson, D.	.296	14	27	3	8	0	0	0	1	2	5	0
Bass, K.	.238	15	42	5	10	1	0	0	2	6	7	2
Benjamin, M.	.000	6	5	1	0	0	0	0	2	0	3	0
Clark, W.	.284	18	67	15	19	3	1	4	17	10	12	1
Clayton, R.	.083	4	12	0	1	0	0	0	2	0	3	0
Decker, S.	.286	12	35	3	10	1	0	2	3	3	8	0
Felder, M.	.250	14	28	5	7	1	0	0	0	6	4	1
Herr, T.	.222	5	9	1	2	1	0	0	1	7	0	0
Kennedy, T.	.308	11	26	4	8	0	0	1	2	0	4	0
Kingery, M.	.154	12	13	1	2	0	1	0	3	3	4	0
Leonard, M.	.158	11	19	3	3	1	0	0	1	4	4	0
Lewis, D.	.286	9	21	5	6	0	0	0	1	5	4	2
Litton, G.	.182	5	11	1	2	0	0	0	1	0	2	0
Manwaring, K.	.100	8	10	1	1	0	0	0	1	1	5	0
McGee, W.	.345	15	55	11	19	2	1	0	7	4	9	2
Mitchell, K.	.333	15	48	10	16	4	0	5	14	6	3	1
Perezchica, T.	.111	3	9	0	1	0	0	0	0	0	3	0
Thompson, R.	.180	16	50	8	9	2	1	1	4	13	8	0
Uribe, J.	.273	7	22	4	6	2	0	0	1	0	6	0
Williams, M.	.250	17	64	4	16	0	1	3	11	2	15	0
Wood, T.	.125	3	8	0	1	0	0	0	1	1	2	0
PITCHERS	.182	18	33	1	6	1	0	0	3	1	8	0
TOTALS	.249	18	614	86	153	19	5	16	78	74	119	9

PITCHER	W-L	ERA	G	GS	CG	SV	IP	H	R	ER	HR	BB	SO	WP
Beck, R.	1-0	8.22	4	0	0	0	7.2	12	7	7	0	3	8	0
Black, B.	1-2	5.60	3	3	1	0	17.2	19	11	11	1	10	9	1
Brantley, J.	1-0	2.13	7	0	0	4	12.2	7	3	3	1	1	12	0
Burkett, J.	3-2	4.25	5	5	0	0	29.2	30	14	14	1	6	22	2
Downs, K.	1-0	2.08	5	0	0	0	8.2	7	3	2	0	4	7	0
Garrelts, S.	1-0	0.00	1	1	0	0	6.0	2	0	0	0	2	3	0
Gunderson, E.	0-0	6.00	1	0	0	1	3.0	4	2	2	0	0	2	0
Heredia, G.	0-1	3.46	2	2	0	0	13.0	12	5	5	0	5	7	1
Hickerson, B.	0-0	6.75	1	0	0	0	1.1	4	1	1	0	1	0	0
LaCoss, M.	0-0	1.80	2	1	0	0	10.0	8	2	2	0	2	7	0
Litton, G.	0-0	9.00	1	0	0	0	1.0	1	1	1	0	3	0	0
McClellan, P.	0-1	3.60	2	2	0	0	10.0	12	7	4	2	2	7	0
Oliveras, F.	0-0	15.19	6	0	0	0	5.1	12	9	9	2	1	4	1
Reuschel, R.	0-1	4.50	1	1	0	0	6.0	9	3	3	0	3	2	0
Righetti, D.	1-0	0.00	4	0	0	1	3.2	3	2	0	0	4	4	0
Robinson, D.	0-0	6.30	3	1	0	0	10.0	14	7	7	1	6	4	0
Segura, J.	0-0	13.50	2	0	0	0	2.0	6	6	3	1	2	1	1
Wilson, T.	0-2	13.06	4	2	0	0	10.1	15	15	15	2	7	10	2
TOTALS	9-9	5.07	18	18	1	6	158.0	177	98	89	11	62	109	8

HOUSTON VS. NATIONAL LEAGUE ALL-TIME

	TOTAL			HOME			ROAD		
	W	L	PCT	W	L	PCT	W	L	PCT
Atlanta	254	276	.479	140	128	.478	114	148	.435
Chicago	210	187	.529	124	74	.626	86	113	.432
Cincinnati	242	291	.454	135	132	.506	107	159	.402
Los Angeles	232	303	.434	128	139	.479	104	164	.388
Montreal	149	122	.550	79	56	.585	70	66	.515
New York	221	176	.557	128	72	.640	93	104	.472
Philadelphia	179	221	.448	111	89	.555	68	132	.340
Pittsburgh	161	234	.408	102	96	.515	59	138	.299
St. Louis	182	214	.460	98	100	.495	84	114	.424
San Diego	215	191	.530	120	80	.600	95	111	.461
San Francisco	262	275	.488	153	114	.573	109	161	.404
TOTALS	2307	2490	.481	1318	1080	.550	989	1410	.412

HOUSTON AT HOME

1962 - 32-48	1970 - 44-37	1978 - 50-31	1986 - 52-29
1963 - 44-37	1971 - 39-42	1979 - 52-29	1987 - 47-34
1964 - 41-40	1972 - 41-36	1980 - 55-26	1988 - 44-37
1965 - 36-45	1973 - 41-40	1981 - 31-20	1989 - 47-35
1966 - 45-36	1974 - 46-35	1982 - 43-38	1990 - 49-32
1967 - 46-35	1975 - 37-44	1983 - 46-36	1991 - 37-44
1968 - 42-39	1976 - 46-36	1984 - 43-38	
1969 - 52-29	1977 - 46-35	1985 - 44-37	

Best Astro Home Season: 55-26 in 1980

Worst Astro Home Season: 32-48 in 1962

Home Record at Colt Stadium: 117-125

Home Record in the Astrodome: 1201-955 (.557)

(NOTE: Houston played in Colt Stadium in 1962-63-64)

HOUSTON ON THE ROAD

1962 - 32-48	1970 - 35-46	1978 - 24-57	1986 - 44-37
1963 - 22-59	1971 - 40-41	1979 - 37-44	1987 - 29-52
1964 - 25-56	1972 - 43-33	1980 - 38-44	1988 - 38-43
1965 - 29-52	1973 - 41-40	1981 - 30-29	1989 - 39-41
1966 - 27-54	1974 - 35-46	1982 - 34-47	1990 - 26-55
1967 - 23-58	1975 - 27-53	1983 - 39-41	1991 - 28-53
1968 - 30-51	1976 - 34-46	1984 - 37-44	
1969 - 29-52	1977 - 35-46	1985 - 39-42	


Best Astro Road Season: 44-37 in 1986

Worst Astro Road Record: 22-59 in 1963

HOUSTON DOUBLEHEADERS ALL-TIME

	HOME	ROAD	TOTAL
	W-L-S	W-L-S	W-L-S
Atlanta	5-1-3	7-9-5	12-10-8
Chicago	2-0-3	3-6-8	5-6-11
Cincinnati	1-0-1	3-8-14	4-8-15
Los Angeles	0-3-0	2-4-1	2-7-1
Montreal	0-0-1	2-2-4	2-2-5
New York	4-0-1	8-10-10	12-10-11
Philadelphia	2-3-1	0-5-5	2-8-6
Pittsburgh	0-2-0	2-9-8	2-11-8
St. Louis	1-0-3	0-1-7	1-1-10
San Diego	3-1-4	4-4-5	7-5-9
San Francisco	0-1-4	3-8-11	3-9-15
TOTALS	18-11-21	34-66-78	52-77-99

HISTORY AND RECORDS



ASTROS RECORDS (For regulation 9-inning games)

Individual Batting

- MOST GAMES:** Season – 162, Enos Cabell, 1978; Bill Doran, 1987
Career – 1870, Jose Cruz, 1975-87
Consecutive – 213, Enos Cabell, (Oct. 2, 1977-May 29, 1979)
- MOST AT-BATS:** Season – 660, Enos Cabell, 1978
Career – 6629, Jose Cruz, 1975-87
Game (extra innings) – 10, Ron Davis, April 15, 1968 vs. New York
- MOST RUNS SCORED:** Game – 4, by many; last time: Casey Candaele vs. Pittsburgh, July 28, 1991
Season – 117, Jim Wynn, 1972
Career – 890, Cesar Cedeno, 1970-81
- MOST HITS:** Game (9 innings) – 5, by many; last time, Billy Hatcher vs. St. Louis, May 20, 1988
Game (extra innings) – 6, Joe Morgan at Milwaukee, July 8, 1965 (12 innings)
Season – 195, Enos Cabell, 1978
Career – 1937, Jose Cruz, 1975-87
Consecutive, Game – 6, Joe Morgan at Milwaukee, July 8, 1965 (12 innings)
Consecutive Hits – 8, Julio Gotay, 1967 (June 18 vs. Atlanta, June 19-20 vs. St. Louis); Art Howe, 1980 (Sept. 1-2 at Pittsburgh, Sept. 5-6 vs. St. Louis)
Consecutive Games – 23, Art Howe, May 1-24, 1981 (40-90-.444, 10 RBI), Streak stopped by Steve Mura-Tim Lollar, San Diego.
- MOST SINGLES:** Game – 5, Bill Doran at Montreal, July 6, 1984 in second game of doubleheader
Season – 160, Sonny Jackson, 1966
Career – 1384, Jose Cruz, 1975-87
- MOST DOUBLES:** Inning – 2, Cesar Cedeno at Atlanta, April 8, 1973
Game – 3, by many; last time, Rafael Ramirez vs. San Francisco, July 30, 1989
Season – 44, Rusty Staub, 1967
Career – 343, Cesar Cedeno, 1970-81
- MOST TRIPLES:** Game – 3, Craig Reynolds vs. Chicago, May 16, 1981 (Ties major league record)
Season – 14, Roger Metzger, 1973
Career – 80, Jose Cruz, 1975-87
- MOST HOME RUNS:** Inning – 2, Lee May vs. Chicago, April 29, 1974 (6th inning, Burt Hooton-Jim Kremmel. Ties major league record)
Game – 3, Jim Wynn vs. San Francisco, June 15, 1967 (Bolin, Bolin, Henry); Lee May at San Diego, June 21, 1973 (Grief, Miller, Ross); Glenn Davis at San Diego, Sept. 10, 1987 (Grant, Grant, M. Davis), Glenn Davis at San Francisco, June 1, 1990 (Wilson, Wilson, Brantley)
Season – 37, Jim Wynn, 1967
Career – 223, Jim Wynn, 1963-73
At Home – 18, Lee May, 1974
On Road – 22, Jim Wynn, 1967
Grand Slams, Season – 2, Bob Aspromonte (1963-64-66); Bob Watson (1970); Lee May (1973); Mark Bailey (1985) and Kevin Bass (1989)
Grand Slams, Career – 6, Bob Aspromonte, 1962-68
- MOST TOTAL BASES:** Inning – 8, Lee May vs. Chicago, April 29, 1974 (Two home runs-6th inning; ties major league record)
Game – 13, Lee May at San Diego, June 21, 1973 (three home runs, one single)
Season – 300, Cesar Cedeno, 1972
Career – 2746, Jose Cruz, 1975-87
- MOST RUNS BATTED IN:** Inning – 4, by many; most recently by Ken Caminiti vs. St. Louis, July 29, 1991
Game – 7, Rafael Ramirez at Chicago, August 29, 1989
Season – 110, Bob Watson, 1977
Career – 942, Jose Cruz, 1975-87
- MOST SACRIFICE HITS:** Game – 2 by many
Season – 34, Craig Reynolds, 1979

- MOST SACRIFICE FLIES:** Game – 2 by many
Season – 12, Ray Knight, 1982
- MOST WALKS:** Game – 4, (five times) last time, Terry Puhl vs. Atlanta, September 25, 1989
Season – 148, Jim Wynn, 1969 (Ties major league record)
Career – 847, Jim Wynn, 1963-73
- MOST INTENTIONAL WALKS:** Game – 3 by many; last time, Bill Doran vs. Los Angeles, July 2, 1983.
Season – 24, Rusty Staub, 1968
- MOST HIT BY PITCH:** Game – 3, Glenn Davis vs. Cincinnati, April 9, 1990
Season – 13, Jeff Bagwell, 1991
- MOST STRIKEOUTS:** Game – 4 by many; last time, Luis González, at Los Angeles, August 15, 1991
Season – 145, Lee May, 1972
Career – 1088, Jim Wynn, 1963-73
- MOST STOLEN BASES:** Game – 4, (four times) last time, Eric Yelding vs. Pittsburgh, May 23, 1990
Season – 65, Gerald Young, 1988
Career – 487, Cesar, Cedeno, 1970-81
- HIGHEST BATTING AVERAGE:** Season – .333, Rusty Staub, 1967 (min. 502 plate appearances)
Career – .297 Bob Watson, 1966-79 (min. 500 games)
- HIGHEST SLUGGING PERCENTAGE:** Season – .537, Cesar Cedeno, 1972 and 1973 (min. 502 plate appearances)
Career – .478, Glenn Davis, 1984-1990 (min. 500 games)
- MOST GROUNDED INTO DOUBLE PLAYS:** Season – 23, Doug Rader, 1970

Pinch Hitting

- MOST AT-BATS:** Season 65, Ken Boswell, 1976
Career – 295, Denny Walling, 1977-89
- MOST HITS:** Season 20, Ken Boswell, 1976
Career – 81, Denny Walling, 1977-89
- MOST CONSECUTIVE HITS – 5,** Rafael Ramirez, June 26-August 5, 1991
- MOST RUNS BATTED IN:** Season 12, Ken Boswell, 1976
Career – 63, Denny Walling, 1977-89
- MOST HOME RUNS:** Season 5, Cliff Johnson, 1974
Career – 9, Cliff Johnson, 1972-77
- MOST WALKS:** Season 10, Davey Lopes, 1987
Career – 32, Denny Walling, 1977-89

Team Batting

- MOST AT-BATS:** Inning – 15, vs. Cincinnati, July 11, 1969 (6th inning); at Philadelphia, May 31, 1975 (8th inning)
Game (9 innings) – 49, at Atlanta, May 30, 1976 (2nd game)
Season – 5582 in 1985
- MOST RUNS:** Inning – 12, at Philadelphia, May 31, 1975 (8th inning)
Game – 18, at San Francisco, July 7, 1971; vs. Chicago, April 29, 1974
Season – 744 in 1970
- MOST HITS:** Inning – 9 at Cincinnati, June 2, 1966 (12th inning); at Atlanta, April 8, 1973 (6th inning); at San Francisco, July 24, 1984 (5th inning); at Atlanta, June 18, 1988 (7th inning)
Game – 25, at Atlanta, May 30, 1976 (2nd game)
Season – 1465 in 1984
- MOST SINGLES:** Inning – 8, at Cincinnati, June 2, 1966 (12th inning)
Game – 23, at Atlanta, May 30, 1976 (2nd game)
Season – 1097 in 1984
- MOST DOUBLES:** Game – 8, at San Diego, Aug. 6, 1970; at Pittsburgh, June 6, 1971; vs. Chicago, July 30, 1977
Season – 263 in 1977
- MOST TRIPLES:** Game – 3, several times; last time, vs. Chicago, May 16, 1981
Season – 67 in 1980 and 1984

- MOST HOME RUNS:** Game – 5, vs. Atlanta, April 12, 1970; at San Diego, June 26, 1972; at San Diego, June 21, 1973; at Cincinnati, Sept. 12, 1977
Season – 134 in 1972 and 1973
Grand Slams, Game – 2, at New York, July 30, 1969 (ties major league record)
Grand Slams, Season – 6 in 1989
- MOST RUNS BATTED IN:** Game – 18, at San Francisco, July 7, 1971
Season – 694 in 1970
- MOST TOTAL BASES:** Game – 36, at Montreal, Aug. 17, 1972
Season – 2177 in 1970
- MOST SACRIFICE HITS:** Inning – 3, at San Diego, April 19, 1975 (7th inning); at Atlanta, July 6, 1975 (9th inning) (ties major league record)
Game – 4 several times; last time at Philadelphia, Aug. 26, 1979
Season – 109 in 1979
- MOST SACRIFICE FLIES:** Game – 3 several times; last time, vs. New York, April 28, 1990
Season – 55 in 1984
- MOST GROUNDED INTO DOUBLE PLAYS:** Game – 5, at Pittsburgh, July 13, 1962
Season – 144 in 1970
- MOST HIT BY PITCH:** Game – 3, several times; last time, vs. Cincinnati, April 9, 1990
Season – 49 in 1964
- MOST WALKS:** Game – 13, at San Francisco, May 4, 1975 (2nd game)
Season – 699 in 1969
- MOST STRIKEOUTS:** Game – 15, several times; last time, at Cincinnati, September 12, 1990
Season – 1027 in 1991
- HIGHEST BATTING AVERAGE:** Season – .264 in 1984
- HIGHEST SLUGGING PERCENTAGE:** Season – .393 in 1972
- MOST STOLEN BASES:** Game – 8, vs. Pittsburgh, May 23, 1990
Season – 198 in 1988
- MOST TIMES CAUGHT STEALING:** Game – 3, several times; last time, vs. Atlanta, July 29, 1986
Season – 95 in 1979
- MOST LEFT ON BASE:** Game – 16 vs. Atlanta, Aug. 4, 1979
Season – 1212 in 1969

Team Pinch Hitting

- MOST PINCH HITTERS USED:** Season – 318 in 1991
- MOST PINCH HIT AT-BATS:** Season – 274 in 1991
- MOST PINCH HITS:** Season – 67 in 1986
- MOST PINCH HIT HOME RUNS:** Season – 7 in 1974 and 1986
- MOST PINCH HIT RUNS BATTED IN:** Season – 40 in 1985
- MOST PINCH HIT WALKS:** Season – 44 in 1991
- HIGH PINCH HITTING AVERAGE:** Season – .288 in 1981 (40-for-139)

Individual Pitching

- MOST APPEARANCES:** Season – 82, Juan Agosto, 1990
Career – 563, Dave Smith, 1980-1990
- MOST COMPLETE GAMES:** Season – 20, Larry Dierker, 1969
Career – 106, Larry Dierker, 1964-76
- MOST INNINGS PITCHED:** Game – 13, Ken Forsch at San Diego, Sept. 24, 1971 (1st game – no decision); Don Wilson at San Francisco, Sept. 7, 1972 (complete game – won 5-1)
Season (starter) – 305, Larry Dierker, 1969
Season (reliever) – 122.0, Danny Darwin, 1989
Career – 2295, Larry Dierker, 1964-76
- MOST HITS ALLOWED:** Game – 18, Bob Forsch at Cincinnati, Aug. 3, 1989 (No decision in 18-2 loss)
Season – 271, Jerry Reuss, 1973
Career – 2090, Larry Dierker, 1964-76
- MOST RUNS ALLOWED:** Game – 10, Vern Ruhle at Atlanta, July 2, 1980 (2.2 innings), Bob Forsch at Cincinnati, Aug. 3, 1989 (7 innings)
Season – 124, Larry Dierker, 1970
Career – 934, Joe Niekro, 1975-85
- MOST EARNED RUNS ALLOWED:** Season – 116, Larry Dierker, 1970; Jerry Reuss, 1973
Career – 837, Larry Dierker, 1964-76

- MOST HOME RUNS ALLOWED:** Inning – 3 by several; last time, off Mark Portugal at Cincinnati, September 14, 1991 (consecutive)
 Game – 4, by several; last time, off Jim Deshaies at Cincinnati, June 28, 1991
 Season – 31, Larry Dierker, 1970
 Career – 177, Larry Dierker, 1964-76
- MOST VICTORIES:** Season – 21, Joe Niekro, 1979
 Career – 144, Joe Niekro, 1975-85
 Consecutive – 10, Juan Agosto, April 29-August 22, 1988
 Winning Percentage – .846, Charley Kinfeld, 1986 (11-2)
- MOST DEFEATS:** Season – 20, Dick Farrell, 1962
 Career – 117, Larry Dierker, 1964-76
 Consecutive – 11, Dick Drott, May 26-Sept. 4, 1963
- MOST SHUTOUTS:** Season – 6, Dave A. Roberts, 1973
 Career – 25, Larry Dierker, 1964-76
 1-0 Shutout Wins, Season – 3, Bob Bruce, 1964, J.R. Richard, 1976; Bob Knepper, 1981
 1-0 Shutout Defeats, Season – 4, Ken Johnson, 1964
 Shutouts Lost, Season – 8, Bob Bruce, 1965
 Consecutive Shutouts, Season – 3, J.R. Richard, 1980 (at San Francisco, May 31, 5-0; vs. San Francisco, June 6, 2-0; vs. Chicago, June 11, 3-0)
- MOST WALKS:** Game – 11, J.R. Richard at San Francisco, May 4, 1975 (2nd game)
 Season – 151, J.R. Richard, 1976
 Career – 818, Joe Niekro 1975-85
- MOST STRIKEOUTS:** Game – 18, Don Wilson at Cincinnati, July 14, 1968 (2nd game)
 Season (starter) – 313, J.R. Richard, 1979
 Season (reliever) – 104, Danny Darwin, 1989
 Career – 1866, Nolan Ryan, 1980-88
 Consecutive (start game) – 8, Jim Deshaies vs. Los Angeles, September 23, 1986 (Major league record)
 Consecutive – 8, Don Wilson at Cincinnati, July 14, 1968 (2nd game), Jim Deshaies vs. Los Angeles, September 23, 1986
- MOST HIT BATTERS:** Game – 3, Bob Bruce at Chicago, May 31, 1962; vs. St. Louis, Aug. 22, 1966; Xavier Hernandez at Cincinnati, June 17, 1990; Pete Harnisch at Los Angeles, August 15, 1991
 Season – 16, Jack Billingham, 1971
 Career – 31, Jack Billingham, 1969-71
- MOST WILD PITCHES:** Inning – 3, Dave Guisti at St. Louis, Sept. 2, 1967; J.R. Richard at San Francisco, May 30, 1978 and at New York, July 27, 1978
 Game – 6, J.R. Richard vs. Los Angeles, April 10, 1979 (ties major league record)
 Season – 20, Larry Dierker, 1968; J.R. Richard, 1975
 Career – 118, Joe Niekro, 1975-85
- MOST SAVES:** Season – 33, Dave Smith, 1986
 Career – 199, Dave Smith, 1980-1990
- LOWEST EARNED RUN AVERAGE:** Season – 2.21, Danny Darwin, 1990 (led National League) (min. 162 innings)
 NOTE: Nolan Ryan led National League with a 1.69 for 149 innings in shortened 1981 season.
 Career – 2.42, Joe Sambito, 1976-1984 (min. 400 innings)

Team Pitching

- MOST COMPLETE GAMES:** Season – 55 in 1979
 Fewest Complete Games: Season – 7 in 1991
- MOST RUNS ALLOWED:** Inning – 14 at Cincinnati, August 3, 1989 (1st inning)
 Game – 22, at Chicago, June 3, 1987
 Season – 763 in 1970
 Fewest Runs Allowed: Season – 567 in 1971
- MOST EARNED RUNS ALLOWED:** Game – 22, at Chicago, June 3, 1987
 Season – 685 in 1970
 Fewest Earned Runs Allowed: Season – 509 in 1986
- MOST HITS ALLOWED:** Game – 26 at Cincinnati, August 3, 1989
 Season – 1491 in 1970
 Fewest Hits Allowed: Season – 1203 in 1986

MOST WALKS ALLOWED: Game – 13, at San Francisco, May 4, 1975
 (2nd game)
 Season – 679 in 1975
 Fewest Walks Allowed: Season – 353 in 1964

MOST INTENTIONAL WALKS: Season – 94 in 1989
 Fewest Intentional Walks: Season – 19 in 1962

MOST STRIKEOUTS: Game – 18, at Cincinnati, July 14, 1968 (2nd game)
 Season – 1221 in 1969 (Major league record)
 Fewest Strikeouts: Season – 738 in 1974

MOST HIT BATTERS: Game – 3, at Chicago, May 31, 1962; vs. St. Louis, Aug. 22, 1966; at Cincinnati, June 17, 1990; at Los Angeles, August 15, 1991
 Season – 60 in 1971
 Fewest Hit Batters: Season – 17 in 1984

MOST WILD PITCHES: Game – 6, vs. Los Angeles, April 10, 1979
 Season – 83 in 1975
 Fewest Wild Pitches: Season – 31 in 1988

MOST BALKS: Season – 34 in 1988
 Fewest Balks: Season – 1 in 1964

MOST HOME RUNS ALLOWED: Game – 6, at Chicago, June 3, 1987
 Season – 141 in 1987
 Fewest Home Runs Allowed: Season – 68 in 1968

LOWEST EARNED RUN AVERAGE: Season – 3.10 in 1980
 NOTE: 2.66 team ERA in shortened 1981 season.

HIGHEST EARNED RUN AVERAGE: Season – 4.23 in 1970

Team Fielding

MOST PUTOUTS: Season – 4448 in 1980
 Fewest Putouts: Season – 4284 in 1964

MOST ASSISTS: Season – 1880 in 1975
 Fewest Assists: Season – 1565 in 1986

MOST ERRORS: Season – 174 in 1966
 Fewest Errors: Season – 106 in 1971

MOST TOTAL CHANCES: Season – 6392 in 1975
 Fewest Total Chances: Season – 5827 in 1972

MOST DOUBLE PLAYS: Season – 166 in 1975
 Fewest Double Plays: Season – 100 in 1963

MOST TRIPLE PLAYS: Season – 2 in 1971, 1978 and 1991

HIGHEST FIELDING PERCENTAGE: Season – .983 in 1971

LOWEST FIELDING PERCENTAGE: Season – .972 in 1966

Miscellaneous Records

HIGHEST WON-LOST PERCENTAGE: Season – .593 in 1986 (96-66)
 Lowest Won-Lost Percentage: Season – .398 in 1975 (64-97)

MOST GAMES WON: Season – 96 in 1986
 Fewest Games Won: Season – 64 in 1962 and 1975

MOST GAMES LOST: Season – 97 in 1965, 1975 and 1991
 Fewest Games Lost: Season – 66 in 1988

MOST CONSECUTIVE GAMES WON: Season – 10 in 1965 (Apr. 21-May 1); 1969 (May 17-28 and June 18-27); 1980 (Aug. 14-24); 1989 (May 26-June 4)
 Home, Season – 14 in 1980 (May 18-June 19)
 Road, Season – 10 in 1989 (May 7-31)

MOST CONSECUTIVE GAMES LOST: Season – 10 in 1963 (June 16-25); 1967 (Apr. 15-26 and Aug. 4-13) and 1974 (May 12-20)
 Home, Season – 11 in 1963 (July 21-Aug. 11) and 1966 (July 23-Aug. 17)
 Road, Season – 11 in 1967 (Aug. 4-28)

MOST HOME GAMES WON: Season – 55 in 1980
 Fewest Home Games Won: Season – 32 in 1962

MOST ROAD GAMES WON: Season – 44 in 1986
 Fewest Road Games Won: Season – 22 in 1963

MOST HOME GAMES LOST: Season – 48 in 1962
 Fewest Home Games Lost: Season – 28 in 1980

MOST ROAD GAMES LOST: Season – 59 in 1963
 Fewest Road Games Lost: Season – 33 in 1972

LARGEST MARGIN OF VICTORY: 16 runs, at St. Louis, June 7, 1967 (Won 17-1), at Houston, April 29, 1974 (Won 18-2)

LARGEST MARGIN OF DEFEAT: 16 runs, at Philadelphia, Sept. 10, 1963 (Lost 16-0); at Montreal, June 17, 1979 (Lost 19-3); at Cincinnati, August 3, 1989 (Lost 18-2)

LONGEST GAME – INNINGS: 24, at Houston, Apr. 15, 1968 (Houston 1, New York 0)

LONGEST GAME – TIME: 7:14 vs. Los Angeles, June 3, 1989 (22 innings; Houston 5, Los Angeles 4) (National League record for night game)

SHORTEST GAME – TIME: 1:26, at Houston, Aug. 24, 1974 (Houston 1, Philadelphia 0 – Roberts vs. Carlton)

LAST TIME IT HAPPENED

- No-Hitter by an Astro:** Sept. 25, 1986 vs. San Francisco, Mike Scott, 2-0.
- No-Hitter vs. Astros:** April 30, 1969 at Cincinnati, Jim Maloney, 10-0.
- One-Hitter by an Astro:** May 19, 1989 vs. Pittsburgh, Mike Scott, 3-0.
- One-Hitter vs. Astros:** August 17, 1990 at St. Louis, Bob Tewksbury, 5-0.
- Triple Play by Astros:** August 4, 1991 at Houston; flied into by Alfredo Griffin - Mike Simms to Ken Caminiti to Andujar Cedeno; fifth inning.
- Triple Play vs. Astros:** April 9, 1989 vs. San Diego; grounded into by Ken Caminiti.
- Inside-The-Park-Home Run by an Astro:** August 26, 1991 by Ken Caminiti off Sid Fernandez of New York, fourth inning.
- Inside-The-Park-Home Run in Astrodome:** August 26, 1991 by Ken Caminiti off Sid Fernandez of New York, fourth inning.
- Inside-The-Park Home Run vs. Astros:** May 11, 1986 by Bill Almon of Pittsburgh, 12th inning off Charley Kerfeld.
- Pinch-Hit Home Run by an Astro:** September 29, 1991 by Mike Simms in Houston off Steve Avery, eighth inning.
- Pinch-Hit Home Run vs. Astros:** July 16, 1991 by Gary Varsho at Pittsburgh off Darryl Kile, sixth inning.
- Pinch-Hit Grand Slam by an Astro:** April 10, 1988 by Kevin Bass at Cincinnati off Pat Perry.
- Pinch-Hit Grand Slam vs. Astros:** May 2, 1987 at Atlanta by Graig Nettles off Aurelio Lopez, sixth inning.
- Grand Slam by an Astro:** July 29, 1991 by Ken Caminiti off Bryn Smith of St. Louis at the Astrodome, fourth inning.
- Grand Slam vs. Astros:** August 28, 1991 by Charlie Hayes at Philadelphia off Ryan Bowen, first inning.
- Astro Pitcher Hitting a Home Run:** September 13, 1990 by Bill Gullickson at Cincinnati off Rick Mahler, second inning.
- Pitcher Hitting Home Run vs. Astros:** September 19, 1990 by Don Robinson at Houston off Al Osuna.
- Astro Pitcher Hitting Inside-The-Park Home Run:** Aug. 14, 1979 by Joaquin Andujar at Houston, second inning off Bill Lee of Montreal.
- Steal of Home by an Astro:** August 26, 1990 by Bill Doran at Houston, sixth inning off Ken Hill of St. Louis.
- Steal of Home vs. Astros:** October 1, 1987 at Houston by Gerald Perry of Atlanta, fourth inning.
- Stolen Base by an Astro Pitcher:** August 24, 1990 by Mike Scott at Houston, third inning off Omar Olivares of St. Louis.
- Back-to-Back Home Runs in an inning:** May 26, 1990 at Chicago by Glenn Davis and Glenn Wilson off Les Lancaster, seventh inning.
- Cycle in game by Astro:** June 24, 1977 in Houston vs. San Francisco by Bob Watson.
- Five Hits in a Game by an Astro:** May 20, 1988 at St. Louis by Billy Hatcher.
- Six Hits in a Game by an Astro:** July 8, 1965 by Joe Morgan vs. Milwaukee (12 innings).
- Five RBI in Game by an Astro:** August 28, 1991 at Philadelphia by Ken Caminiti.
- Six RBI in Game by an Astro:** September 26, 1990 vs. Los Angeles by Franklin Stubbs.
- Seven RBI in Game by an Astro:** August 29, 1989 at Chicago by Rafael Ramirez.

ASTROS ALL-TIME TOP TEN BATTING CHARTS

Single Season Games

162	Enos Cabell	1978
162	Bill Doran	1987
161	Rusty Staub	1968
161	Ken Caminiti	1989
161	Cesar Cedeno	1971
160	Joe Morgan	1971
160	Cesar Cedeno	1974
160	Jose Cruz	1980
160	Jose Cruz	1983
160	Jose Cruz	1984

Single Season At-Bats

660	Enos Cabell	1978
641	Roger Metzger	1972
625	Enos Cabell	1977
625	Bill Doran	1987
619	Dickie Thon	1983
612	Jose Cruz	1980
611	Cesar Cedeno	1971
610	Cesar Cedeno	1974
609	Ray Knight	1982
604	Enos Cabell	1980

Single Season Runs Scored

117	Jimmy Wynn	1972
113	Jimmy Wynn	1969
103	Cesar Cedeno	1972
102	Jimmy Wynn	1967
102	Joe Morgan	1970
101	Enos Cabell	1977
100	Joe Morgan	1965
97	Bob Watson	1973
96	Jose Cruz	1984
96	Billy Hatcher	1987

Single Season Hits

195	Enos Cabell	1978
189	Jose Cruz	1983
187	Jose Cruz	1984
185	Greg Gross	1974
185	Jose Cruz	1980
184	Kevin Bass	1986
183	Bob Watson	1976
182	Rusty Staub	1967
179	Cesar Cedeno	1972
179	Bob Watson	1973
179	Ray Knight	1982

Single Season Doubles

44	Rusty Staub	1967
40	Cesar Cedeno	1971
39	Cesar Cedeno	1972
38	Bob Watson	1977
37	Rusty Staub	1968
36	Enos Cabell	1977
36	Cesar Cedeno	1977
36	Ray Knight	1982
36	Ray Knight	1983
35	Cesar Cedeno	1973
35	Glenn Davis	1987

Single Season Triples

14	Roger Metzger	1973
13	Jose Cruz	1984
12	Joe Morgan	1965
12	Craig Reynolds	1981
11	Joe Morgan	1967
11	Roger Metzger	1971
11	Joe Morgan	1971
11	Omar Moreno	1983
11	Bill Doran	1984
11	Craig Reynolds	1984

Single Season Home Runs

37	Jimmy Wynn	1967
34	Glenn Davis	1989
33	Jimmy Wynn	1969
31	Glenn Davis	1986
30	Glenn Davis	1988
29	Lee May	1972
28	Lee May	1973
27	Jimmy Wynn	1970
27	Glenn Davis	1987
26	Jimmy Wynn	1968
26	Cesar Cedeno	1974

Career Games

1870	Jose Cruz	1975-87
1516	Terry Puhl	1977-90
1512	Cesar Cedeno	1970-81
1426	Jimmy Wynn	1963-73
1381	Bob Watson	1966-79
1178	Doug Rader	1967-75
1170	Craig Reynolds	1979-89
1165	Bill Doran	1982-90
1069	Denny Walling	1975-88
1067	Enos Cabell	1975-80,84-85

Career At-Bats

6629	Jose Cruz	1975-87
5732	Cesar Cedeno	1970-81
5063	Jimmy Wynn	1963-73
4883	Bob Watson	1966-79
4837	Terry Puhl	1977-90
4264	Bill Doran	1982-90
4232	Doug Rader	1967-75
4085	Enos Cabell	1975-80, 84-85
3729	Joe Morgan	1963-71, 80
3678	Roger Metzger	1971-78

Career Runs Scored

890	Cesar Cedeno	1970-81
870	Jose Cruz	1975-87
829	Jimmy Wynn	1963-73
676	Terry Puhl	1977-90
640	Bob Watson	1966-79
611	Bill Doran	1982-90
597	Joe Morgan	1963-71, 80
522	Enos Cabell	1975-80, 84-85
520	Doug Rader	1967-75
427	Glenn Davis	1984-90

Career Hits

1937	Jose Cruz	1975-87
1659	Cesar Cedeno	1970-81
1448	Bob Watson	1966-79
1357	Terry Puhl	1977-90
1291	Jimmy Wynn	1963-73
1139	Bill Doran	1982-90
1124	Enos Cabell	1975-80, 84-85
1060	Doug Rader	1967-75
972	Joe Morgan	1963-71, 80
925	Bob Aspromonte	1962-68

Career Doubles

343	Cesar Cedeno	1970-81
335	Jose Cruz	1975-87
241	Bob Watson	1966-79
228	Jimmy Wynn	1963-73
226	Terry Puhl	1977-90
197	Doug Rader	1967-75
180	Bill Doran	1982-90
175	Enos Cabell	1975-80, 84-85
161	Kevin Bass	1982-89
156	Rusty Staub	1963-68

Career Triples

80	Jose Cruz	1975-87
63	Joe Morgan	1963-71, 80
62	Roger Metzger	1971-78
56	Terry Puhl	1977-90
55	Cesar Cedeno	1970-81
55	Craig Reynolds	1979-89
45	Enos Cabell	1975-80, 84-85
35	Bill Doran	1982-90
32	Jimmy Wynn	1963-73
30	Doug Rader	1967-75
30	Bob Watson	1966-79
30	Phil Garner	1981-87
30	Denny Walling	1975-88

Career Home Runs

223	Jimmy Wynn	1963-73
166	Glenn Davis	1984-90
163	Cesar Cedeno	1970-81
139	Bob Watson	1966-79
138	Jose Cruz	1975-87
128	Doug Rader	1967-75
81	Lee May	1972-74
78	Kevin Bass	1982-89
72	Joe Morgan	1963-71, 80
69	Alan Ashby	1979-89
69	Bill Doran	1982-90

Single Season Runs Batted In

110	Bob Watson	1977
107	Jimmy Wynn	1967
105	Lee May	1973
102	Cesar Cedeno	1974
102	Bob Watson	1976
101	Glenn Davis	1986
99	Glenn Davis	1988
98	Lee May	1972
95	Jose Cruz	198
94	Bob Watson	1973

Single Season Extra Base Hits

69	Jimmy Wynn	1967
69	Cesar Cedeno	1972
66	Bob Watson	1977
66	Glenn Davis	1986
64	Glenn Davis	1987
62	Lee May	1972
62	Cesar Cedeno	1973
61	Jimmy Wynn	1970
61	Glenn Davis	1989
60	Cesar Cedeno	1974

Single Season Batting Average

.333	Rusty Staub	1967
.324	Bob Watson	1975
.320	Cesar Cedeno	1972
.320	Cesar Cedeno	1973
.318	Jose Cruz	1983
.315	Jose Cruz	1978
.314	Greg Gross	1974
.313	Bob Watson	1976
.312	Bob Watson	1972
.312	Bob Watson	1973
.312	Jose Cruz	1984

Single Season Stolen Bases

65	Gerald Young	1988
64	Eric Yelding	1990
61	Cesar Cedeno	1977
58	Cesar Cedeno	1976
57	Cesar Cedeno	1974
56	Cesar Cedeno	1973
55	Cesar Cedeno	1972
53	Billy Hatcher	1987
50	Cesar Cedeno	1975
49	Sonny Jackson	1966
49	Joe Morgan	1969

Single Season Walks

148	Jimmy Wynn	1969
106	Jimmy Wynn	1970
103	Jimmy Wynn	1972
102	Joe Morgan	1970
97	Joe Morgan	1965
93	Joe Morgan	1980
91	Jimmy Wynn	1973
90	Jimmy Wynn	1968
89	Joe Morgan	1966
88	Joe Morgan	1971

Single Season Strikeouts

145	Lee May	1972
142	Jimmy Wynn	1969
137	Jimmy Wynn	1967
131	Jimmy Wynn	1968
131	Doug Rader	1974
128	Howie Goss	1963
126	Jimmy Wynn	1965
123	Glenn Davis	1989
122	Lee May	1973
121	Doug Rader	1972

Single Season Total Bases

300	Cesar Cedeno	1972
294	Jimmy Wynn	1967
287	Kevin Bass	1986
286	Glenn Davis	1989
283	Dickie Thon	1983
283	Glenn Davis	1986
282	Cesar Cedeno	1973
277	Jose Cruz	1984
276	Bob Watson	1977
275	Jose Cruz	1977,83

Single Season Slugging

.537	Cesar Cedeno	1972
.537	Cesar Cedeno	1973
.507	Jimmy Wynn	1969
.498	Bob Watson	1977
.495	Jimmy Wynn	1967
.495	Bob Watson	1975
.493	Jimmy Wynn	1970
.493	Glenn Davis	1986
.492	Glenn Davis	1989
.486	Kevin Bass	1986

Career Runs Batted In

942	Jose Cruz	1975-87
782	Bob Watson	1966-79
778	Cesar Cedeno	1970-81
719	Jimmy Wynn	1963-73
600	Doug Rader	1967-75
518	Glenn Davis	1984-90
432	Terry Puhl	1977-90
405	Eros Cabell	1975-80, 84-85
404	Bill Doran	1982-90
396	Kevin Bass	1982-89

Career Extra Base Hits

561	Cesar Cedeno	1970-81
553	Jose Cruz	1975-87
483	Jimmy Wynn	1963-73
410	Bob Watson	1966-79
355	Doug Rader	1967-75
344	Terry Puhl	1977-90
326	Glenn Davis	1984-90
288	Joe Morgan	1963-71,80
284	Bill Doran	1982-90
268	Kevin Bass	1982-89

Career Batting Average

.297	Bob Watson	1966-79
.292	Jose Cruz	1975-87
.289	Cesar Cedeno	1970-81
.282	Jesus Alou	1969-73, 78-79
.281	Eros Cabell	1975-80, 84-85
.281	Terry Puhl	1977-90
.277	Denny Walling	1977-88
.276	Kevin Bass	1982-89
.274	Lee May	1972-74
.273	Rusty Staub	1963-68

Career Stolen Bases

487	Cesar Cedeno	1970-81
288	Jose Cruz	1975-87
219	Joe Morgan	1963-71,80
217	Terry Puhl	1977-90
191	Eros Cabell	1975-80, 84-85
191	Bill Doran	1982-90
180	Jimmy Wynn	1963-73
147	Gerald Young	1987-91
145	Billy Hatcher	1986-89
111	Kevin Bass	1982-89

Career Walks

847	Jimmy Wynn	1963-73
730	Jose Cruz	1975-87
678	Joe Morgan	1963-71,80
584	Bill Doran	1982-90
534	Cesar Cedeno	1970-81
510	Terry Puhl	1977-90
508	Bob Watson	1966-79
402	Doug Rader	1967-75
333	Alan Ashby	1979-89
323	Rusty Staub	1963-68

Career Strikeouts

1088	Jimmy Wynn	1963-73
848	Doug Rader	1967-75
841	Jose Cruz	1975-87
735	Cesar Cedeno	1970-81
612	Bob Watson	1966-79
513	Bill Doran	1982-90
505	Terry Puhl	1977-90
490	Glenn Davis	1984-90
481	Eros Cabell	1975-80, 84-85
435	Alan Ashby	1979-89

Career Total Bases

2746	Jose Cruz	1975-87
2601	Cesar Cedeno	1970-81
2252	Jimmy Wynn	1963-73
2166	Bob Watson	1966-79
1878	Terry Puhl	1977-90
1701	Doug Rader	1967-75
1596	Bill Doran	1982-90
1524	Eros Cabell	1975-80, 84-85
1467	Joe Morgan	1963-71,80
1463	Glenn Davis	1984-90

Career Slugging

.483	Glenn Davis	1984-90
.471	Lee May	1972-74
.454	Cesar Cedeno	1970-81
.445	Jimmy Wynn	1963-73
.444	Bob Watson	1966-79
.422	Kevin Bass	1982-89
.414	Jose Cruz	1975-87
.403	Denny Walling	1977-88
.402	Doug Rader	1967-75
.400	Dickie Thon	1981-87

Single Season Batting and Slugging based on minimum 502 plate appearances
 Career Batting and Slugging based on minimum 500 games played.

ASTROS ALL-TIME TOP TEN PITCHING CHARTS

*Left hander

Single Season Appearances

82	* Juan Agosto	1990
75	* Juan Agosto	1988
71	* Juan Agosto	1989
71	* Al Osuna	1991
70	Ken Forsch	1974
68	Danny Darwin	1989
67	Larry Andersen	1987
64	* Joe Sambito	1980
64	Dave Smith	1985
63	Fred Gladding	1970
63	* Joe Sambito	1979

Career Appearances

563	Dave Smith	1980-90
421	Ken Forsch	1970-80
397	Joe Niekro	1975-85
353	* Joe Sambito	1976-82,84
345	Larry Dierker	1964-76
284	* Bob Knepper	1981-89
282	Nolan Ryan	1980-88
280	Jim Ray	1965-73
268	Larry Andersen	1986-90
266	Don Wilson	1966-74

Single Season Games Started

40	* Jerry Reuss	1973
39	J.R. Richard	1976
38	Joe Niekro	1979
38	J.R. Richard	1979
38	Joe Niekro	1984
38	* Bob Knepper	1986
37	Larry Dierker	1969
37	* Denny Lemaster	1969
37	* Bob Knepper	1985
37	Mike Scott	1986

Career Games Started

320	Larry Dierker	1964-76
301	Joe Niekro	1975-85
282	Nolan Ryan	1980-88
267	* Bob Knepper	1981-89
259	Mike Scott	1983-91
245	Don Wilson	1966-74
221	J.R. Richard	1971-81
178	* Jim Deshaies	1985-91
153	Ken Forsch	1970-80
138	Bob Bruce	1962-65

Single Season Complete Games

20	Larry Dierker	1969
19	J.R. Richard	1979
18	Don Wilson	1971
17	Larry Dierker	1970
16	* Mike Cuellar	1967
16	J.R. Richard	1978
16	Joe Niekro	1982
14	Larry Dierker	1975
14	J.R. Richard	1976
13	Don Wilson	1969
13	Don Wilson	1972
13	J.R. Richard	1977

Career Complete Games

106	Larry Dierker	1964-76
82	Joe Niekro	1975-85
78	Don Wilson	1966-74
76	J.R. Richard	1971-81
42	Mike Scott	1983-90
41	Dick Farrell	1962-67
41	* Bob Knepper	1981-89
38	* Mike Cuellar	1965-68
38	Nolan Ryan	1980-88
36	Ken Forsch	1970-80

Single Season Innings Pitched

305	Larry Dierker	1969
292	J.R. Richard	1979
291	J.R. Richard	1976
279	* Jerry Reuss	1973
275.1	Mike Scott	1986
275	J.R. Richard	1978
270	Larry Dierker	1970
270	Joe Niekro	1982
268	Don Wilson	1971
267	J.R. Richard	1977

Career Innings Pitched

2295	Larry Dierker	1964-76
2270	Joe Niekro	1975-85
1855	Nolan Ryan	1980-88
1749	Don Wilson	1966-74
1738.1	* Bob Knepper	1981-89
1704	Mike Scott	1983-91
1606	J.R. Richard	1971-81
1492	Ken Forsch	1970-80
1102	* Jim Deshaies	1985-91
1015	Dick Farrell	1962-67

Single Season Victories

21	Joe Niekro	1979
20	Larry Dierker	1969
20	J.R. Richard	1976
20	Joe Niekro	1980
20	Mike Scott	1989
18	J.R. Richard	1977
18	J.R. Richard	1978
18	J.R. Richard	1979
18	Mike Scott	1985
18	Mike Scott	1986

Career Victories

144	Joe Niekro	1975-85
137	Larry Dierker	1964-76
110	Mike Scott	1983-90
107	J.R. Richard	1971-81
106	Nolan Ryan	1980-88
104	Don Wilson	1966-74
93	* Bob Knepper	1981-89
78	Ken Forsch	1970-80
61	* Jim Deshaies	1985-91
53	Dick Farrell	1962-67
53	Dave Smith	1980-90

Single Season Defeats

20	Dick Farrell	1962
18	Bob Bruce	1965
17	Ken Johnson	1963
17	* Denny Lemaster	1969
17	* Bob Knepper	1987
16	Ken Johnson	1962
16	* Hal Woodeshick	1962
16	Ken Johnson	1964
16	Don Wilson	1968
16	Jack Billingham	1971
16	Don Wilson	1973
16	Larry Dierker	1975
16	Nolan Ryan	1987

Career Defeats

117	Larry Dierker	1964-76
116	Joe Niekro	1975-85
100	* Bob Knepper	1981-89
94	Nolan Ryan	1980-88
92	Don Wilson	1966-74
81	Ken Forsch	1970-80
81	Mike Scott	1983-91
71	J.R. Richard	1971-81
64	Dick Farrell	1962-67
60	Tom Griffin	1969-78

Single Season Walks

151	J.R. Richard	1976
141	J.R. Richard	1978
138	J.R. Richard	1975
117	* Jerry Reuss	1973
109	Nolan Ryan	1982
107	Joe Niekro	1979
104	J.R. Richard	1977
101	Joe Niekro	1983
101	Nolan Ryan	1983
100	Don Wilson	1974

Career Walks

818	Joe Niekro	1975-85
796	Nolan Ryan	1980-88
770	J.R. Richard	1971-81
695	Larry Dierker	1964-76
640	Don Wilson	1966-74
521	* Bob Knepper	1981-89
505	Mike Scott	1983-91
441	Tom Griffin	1969-78
428	Ken Forsch	1970-80
423	* Jim Deshaies	1985-91

Single Season Strikeouts

313	J.R. Richard	1979
306	Mike Scott	1986
303	J.R. Richard	1978
270	Nolan Ryan	1987
245	Nolan Ryan	1982
235	Don Wilson	1969
233	Mike Scott	1987
232	Larry Dierker	1969
228	Nolan Ryan	1988
214	J.R. Richard	1976,77

Single Season Hits

271	* Jerry Reuss	1973
268	Joe Niekro	1980
264	* Dave A. Roberts	1973
263	Larry Dierker	1970
253	* Bob Knepper	1985
241	Bob Bruce	1965
240	Larry Dierker	1969
238	Joe Niekro	1983
237	Mark Lemongello	1977
233	* Mike Cuellar	1967

Single Season Runs

124	Larry Dierker	1970
123	* Jerry Reuss	1973
119	Don Wilson	1969
119	Joe Niekro	1980
119	* Bob Knepper	1985
118	* Bob Knepper	1987
115	Joe Niekro	1983
114	Dave Giusti	1967
112	Dave Giusti	1966
109	Larry Dierker	1975

Single Season Earned Runs

116	Larry Dierker	1970
116	* Jerry Reuss	1973
104	* Bob Knepper	1987
103	Dave Giusti	1967
103	Larry Dierker	1975
102	Joe Niekro	1983
101	Joe Niekro	1980
100	Don Wilson	1969
99	J.R. Richard	1975
98	Dave Giusti	1966
98	Nolan Ryan	1985

Single Season Home Runs

31	Larry Dierker	1970
27	Mike Scott	1990
26	* Bob Knepper	1984
26	* Bob Knepper	1987
24	Larry Dierker	1975
23	Dick Farrell	1966
23	Dave Giusti	1966
23	Mike Scott	1989
22	Bob Bruce	1965
22	* Denny Lemaster	1970
22	* Jim Deshaies	1987

Single Season Shutouts

6	* Dave A. Roberts	1973
5	Joe Niekro	1979
5	* Bob Knepper	1981
5	Joe Niekro	1982
5	Mike Scott	1986
5	* Bob Knepper	1986
5	Mike Scott	1988
4	Bob Bruce	1964
4	Dave Giusti	1966
4	Larry Dierker	1969
4	Don Wilson	1974
4	Joaquin Andujar	1976
4	Larry Dierker	1976
4	J.R. Richard	1979
4	J.R. Richard	1980

Single Season Saves

33	Dave Smith	1986
29	Fred Gladding	1969
27	Dave Smith	1985
27	Dave Smith	1988
25	Dave Smith	1989
24	Dave Smith	1987
23	Dave Smith	1990
22	* Hal Woodeshick	1964
22	* Joe Sambito	1979
20	* Frank DiPino	1983

Single Season Earned Run Average

2.21	Danny Darwin	1990
2.22	* Mike Cuellar	1966
2.22	Mike Scott	1986
2.33	Larry Dierker	1969
2.45	Don Wilson	1971
2.47	Joe Niekro	1982
2.54	Ken Forsch	1971
2.65	Ken Johnson	1963
2.68	Don Wilson	1972
2.70	Pete Harnisch	1991

Season ERA based on 162 innings pitched.

Career Strikeouts

1866	Nolan Ryan	1980-88
1493	J.R. Richard	1971-81
1487	Larry Dierker	1964-76
1318	Mike Scott	1983-91
1283	Don Wilson	1966-74
1178	Joe Niekro	1975-85
946	* Bob Knepper	1981-89
815	Ken Forsch	1970-80
731	* Jim Deshaies	1985-91
694	Dick Farrell	1962-67

Career Hits

2090	Larry Dierker	1964-76
2052	Joe Niekro	1975-85
1748	* Bob Knepper	1981-89
1480	Don Wilson	1966-74
1444	Mike Scott	1983-91
1441	Nolan Ryan	1980-88
1434	Ken Forsch	1970-80
1227	J.R. Richard	1971-81
960	* Jim Deshaies	1985-91
947	Dick Farrell	1962-67

Career Runs

934	Joe Niekro	1975-85
927	Larry Dierker	1964-76
812	* Bob Knepper	1981-89
739	Nolan Ryan	1980-88
698	Don Wilson	1966-74
694	Mike Scott	1983-91
625	J.R. Richard	1971-81
587	Ken Forsch	1970-80
479	* Jim Deshaies	1985-91
447	Dave Giusti	1962,64-68

Career Earned Runs

837	Larry Dierker	1964-76
811	Joe Niekro	1975-85
706	* Bob Knepper	1981-89
645	Nolan Ryan	1980-88
625	Mike Scott	1983-91
611	Don Wilson	1966-74
562	J.R. Richard	1971-81
528	Ken Forsch	1970-80
449	* Jim Deshaies	1985-91
408	Dave Giusti	1962,64-68

Career Home Runs

177	Larry Dierker	1964-76
148	* Bob Knepper	1981-89
144	Mike Scott	1983-91
139	Joe Niekro	1975-85
128	Nolan Ryan	1980-88
117	Don Wilson	1966-74
113	* Jim Deshaies	1985-91
95	Dick Farrell	1962-67
82	Ken Forsch	1970-80
79	Dave Giusti	1962,64-68

Career Shutouts

25	Larry Dierker	1964-76
21	Joe Niekro	1975-85
21	Mike Scott	1983-90
20	Don Wilson	1966-74
19	J.R. Richard	1971-81
18	* Bob Knepper	1981-89
13	Nolan Ryan	1980-88
11	* Dave A. Roberts	1972-75
9	Ken Forsch	1970-80
9	Tom Griffin	1969-76

Career Saves

199	Dave Smith	1980-90
76	Fred Gladding	1968-73
72	* Joe Sambito	1976-82
50	Ken Forsch	1970-80
43	* Frank DiPino	1980-86
31	* Hal Woodeshick	1962-65
26	Frank LaCorte	1979-83
23	Jim Ray	1965-73
22	Claude Raymond	1964-67
21	Bill Dawley	1983-85

Career Earned Run Average

2.42	* Joe Sambito	1976-82,84
2.53	Dave Smith	1980-90
2.57	Larry Andersen	1986-90
2.74	* Mike Cuellar	1965-68
3.05	Danny Darwin	1986-90
3.13	Nolan Ryan	1980-88
3.14	Don Wilson	1966-74
3.15	J.R. Richard	1971-81
3.18	Ken Forsch	1970-80
3.22	Joe Niekro	1975-85

Career ERA based on 400 innings pitched.

BATTING LEADERS YEAR-BY-YEAR

	BATTING AVG.		HITS		HOME RUNS		RBI	
1962	Mejias	.286	Mejias	162	Mejias	24	Mejias	76
1963	Spangler	.281	Warwick	134	Bateman	10	Bateman	59
1964	Aspromonte	.280	Aspromonte	155	Bond	20	Bond	85
1965	Wynn	.275	Morgan	163	Wynn	22	Wynn	73
1966	Jackson	.292	Jackson	174	Wynn	18	Bateman	70
1967	Staub	.333	Staub	182	Wynn	37	Wynn	107
1968	Staub	.291	Staub	172	Wynn	26	Staub	72
1969	Menke	.269	Menke	149	Wynn	33	Menke	90
1970	Menke	.304	Menke	171	Wynn	27	Menke	92
1971	Cedeno	.264	Cedeno	161	Morgan	13	Cedeno	81
1972	Cedeno	.320	Cedeno	179	May	29	May	98
1973	Cedeno	.320	Watson	179	May	28	May	105
1974	Gross	.314	Gross	185	Cedeno	26	Cedeno	102
1975	Watson	.324	Watson	157	Johnson	20	Watson	85
1976	Watson	.313	Watson	183	Cedeno	18	Watson	102
1977	Cruz	.299	Cabell	176	Watson	22	Watson	110
1978	Cruz	.315	Cabell	195	Watson	14	Cruz	83
1979	Cruz	.289	Puhl	172	Cruz	9	Cruz	72
1980	Cedeno	.309	Cruz	185	Puhl	13	Cruz	91
1981	Howe	.296	Cruz	109	Cruz	13	Cruz	55
1982	Knight	.294	Knight	179	Garner	13	Garner	83
1983	Cruz	.318	Cruz	189	Thon	20	Cruz	92
1984	Cruz	.312	Cruz	187	Cruz	12	Cruz	95
1985	Cruz	.300	Doran	166	Davis	20	Cruz	79
1986	Bass	.311	Bass	184	Davis	31	Davis	101
1987	Halcher	.296	Doran	177	Davis	27	Davis	93
1988	Ramirez	.276	Ramirez	156	Davis	30	Davis	99
1989	Davis	.269	Davis	156	Davis	34	Davis	89
1990	Biggio	.276	Biggio	153	Stubbs	23	Stubbs	71
1991	Biggio	.295	Finley	170	Bagwell	15	Bagwell	82

*denotes club record

TEAM BATTING YEAR-BY-YEAR

Year	AVG.	AB	R	H	2B	3B	HR	RBI	S-SF	BB-I	SO	SB-CS	E
1962	.248	5558	592	1370	170	47	105	549	75-34	493-38	805	42-30	173
1963	.248	5558	592	1370	170	47	105	549	75-34	493-38	805	42-30	173
1964	.220	5384	464	1184	170	39	62	420	86-27	456-39	938	39-30	162
1965	.229	5303	495	1214	162	41	70	452	87-39	381-44	872	40-48	149
1966	.237	5483	569	1299	188	42	97	523	57-34	502-46	877	90-37	166
1967	.255	5511	612	1405	203	35	112	570	97-37	491-61	885	90-47	174
1968	.249	5506	626	1372	259	46	93	581	65-43	537-88	934	88-38	159
1969	.231	5336	510	1233	205	28	66	473	97-34	479-81	988	44-51	156
1970	.240	5348	676	1284	208	40	104	618	68-40	699-70	972	101-58	153
1971	.259	5574	744	1446	250	47	129	694	63-43	598-81	911	114-41	140
1972	.240	5492	585	1319	230	52	71	547	65-41	481-40	888	101-51	106
1973	.258	5268	708	1360	233	38	134	661	62-51	525-67	915	109-47	117
1974	.251	5532	681	1391	216	35	134	634	83-36	469-72	862	92-47	116
1975	.263	5489	653	1441	222	41	110	603	83-48	471-49	864	108-65	113
1976	.254	5515	664	1401	218	54	85	606	97-44	523-71	762	133-62	137
1977	.256	5464	625	1401	195	50	66	571	57-39	530-54	719	150-57	140
1978	.254	5530	680	1405	263	60	114	638	76-39	515-60	839	187-72	142
1979	.256	5458	603	1408	231	45	70	557	76-44	434-67	734	178-59	133
1980	.256	5394	583	1382	224	52	49	542	109-43	461-75	745	190-95	138
1981	.261	5566	637	1455	231	67	75	599	89-45	540-73	755	194-74	140
1982	.257	3693	394	984	160	35	45	369	79-35	340-49	488	81-43	87
1983	.247	5440	569	1342	236	48	74	533	68-46	435-67	830	140-61	136
1984	.257	5502	643	1412	239	60	97	615	81-54	517-71	869	164-95	147
1985	.264	5548	693	1465	222	67	79	640	87-55	494-57	837	105-61	133
1986	.261	5582	706	1457	261	42	121	666	66-44	477-63	873	96-56	159
1987	.255	5441	654	1388	244	32	125	613	53-41	536-78	916	163-75	130
1988	.253	5485	648	1386	238	28	122	603	58-50	526-52	936	162-46	116
1989	.244	5494	617	1338	239	31	96	575	77-44	474-67	840	198-71	138
1990	.239	5516	647	1316	239	28	97	598	83-44	530-62	860	144-62	142
1991	.242	5379	573	1301	209	32	94	536	79-41	548-64	997	179-83	131
1991	.244	5504	605	1345	240	43	79	570	63-43	502-45	1027	125-68	161

PITCHING LEADERS YEAR-BY-YEAR

	WINS		LOSSES		INNINGS PITCHED		ERA	
1962	Farrell	10	Farrell	*20	Farrell	241.2	Farrell	3.01
	Bruce	10						
1963	Farrell	14	Johnson	17	Johnson	223.2	Johnson	2.65
1964	Bruce	15	Johnson	16	Johnson	218.0	Bruce	2.76
1965	Farrell	11	Bruce	18	Bruce	229.2	Farrell	3.50
1966	Giusti	15	Giusti	14	Cuellar	227.1	Cuellar	2.22
1967	Cuellar	16	Giusti	15	Cuellar	246.0	Wilson	2.79
1968	Wilson	13	Wilson	16	Giusti	251.0	Cuellar	2.74
1969	Dierker	20	Lemaster	17	Dierker	*305.0	Dierker	2.33
1970	Dierker	16	Griffin	13	Dierker	270.0	Dierker	3.87
1971	Wilson	16	Billingham	16	Wilson	268.0	Wilson	2.45
1972	Dierker	15	Reuss	13	Wilson	228.1	Wilson	2.68
	Wilson	15						
1973	Roberts	17	Wilson	16	Reuss	279.0	Roberts	2.86
1974	Griffin	14	Wilson	13	Dierker	223.1	Dierker	2.89
1975	Dierker	14	Dierker	16	Dierker	232.0	Dierker	4.00
1976	Richard	20	Richard	15	Richard	291.0	Richard	2.75
1977	Richard	18	Lemongello	14	Richard	267.0	Richard	2.97
1978	Richard	18	Lemongello	14	Richard	275.1	Richard	3.11
	Niekro	14						
1979	Niekro	*21	Richard	13	Richard	292.1	Richard	2.71
1980	Niekro	20	Forsch	13	Niekro	256.0	Forsch	3.20
1981	Ryan	11	Niekro	9	Niekro	166.0	Ryan	1.69
	Sutton	11	Sutton	9				
1982	Niekro	17	Knepper	15	Niekro	270.0	Niekro	2.47
1983	Niekro	15	Niekro	14	Niekro	263.2	Ryan	2.98
1984	Niekro	16	Niekro	12	Niekro	248.1	Niekro	3.04
							Ryan	3.04
1985	Scott	18	Knepper	13	Knepper	241.0	Scott	3.29
1986	Scott	18	Knepper	12	Scott	275.1	Scott	2.22
1987	Scott	16	Knepper	17	Scott	247.2	Ryan	2.76
1988	Scott	14	Deshaies	14	Ryan	220.0	Scott	2.92
	Knepper	14						
1989	Scott	20	Clancy	14	Scott	229.0	Deshaies	2.91
1990	Darwin	11	Gullickson	14	Deshaies	209.1	Darwin	*2.21
	Portugal	11						
1991	Harnisch	12	Deshaies	12	Harnisch	216.2	Harnisch	2.70
			Portugal	12				

* denotes club record

TEAM PITCHING YEAR-BY-YEAR

Year	W-L	ERA	G	GS	CG	SHO	SV	IP	H	R	ER	HR	HB	BB-I	SO
1962	64-96	3.83	160	160	34	9	NA	1453.2	1446	717	618	113	37	471-19	1047
1963	66-96	3.44	162	162	36	16	NA	1450.1	1341	640	554	95	35	378-23	937
1964	66-96	3.41	162	162	30	9	29	1428.0	1421	628	541	105	28	353-53	852
1965	85-97	3.84	162	162	29	7	20	1461.1	1459	711	624	123	40	388-68	931
1966	72-90	3.76	162	162	34	13	21	1443.2	1468	695	603	130	34	391-44	929
1967	69-93	4.03	162	162	35	8	17	1445.2	1444	742	647	120	43	485-47	1060
1968	72-90	3.26	162	162	50	12	17	1447.0	1362	588	524	68	36	479-85	1021
1969	81-81	3.60	162	162	52	11	34	1436.0	1347	668	574	111	35	547-65	1221
1970	79-83	4.23	162	162	36	6	35	1456.0	1491	763	685	131	41	577-45	942
1971	79-83	3.13	162	162	43	10	25	1471.1	1318	567	512	75	60	476-51	914
1972	84-69	3.78	153	153	38	14	31	1358.0	1339	639	581	114	38	498-31	972
1973	82-80	3.78	162	162	45	14	25	1460.2	1389	672	662	111	29	575-64	907
1974	81-81	3.46	162	162	36	18	18	1450.2	1396	632	558	84	37	601-56	738
1975	64-97	4.03	161	161	39	6	25	1458.0	1436	711	653	106	38	679-43	839
1976	80-82	3.56	162	162	42	17	29	1444.1	1349	657	571	82	25	662-43	780
1977	81-81	3.54	162	162	37	11	28	1465.2	1384	650	576	110	25	545-33	871
1978	74-88	3.63	162	162	48	17	23	1440.1	1328	634	581	86	31	578-54	930
1979	89-73	3.19	162	162	55	19	31	1447.2	1278	582	514	90	24	504-24	854
1980	93-70	3.10	163	163	31	18	41	1482.2	1367	589	511	69	25	466-26	929
1981	61-49	2.66	110	110	25	19	25	990.0	842	331	293	40	11	300-24	610
1982	77-85	3.42	162	162	37	16	31	1446.2	1338	620	549	87	33	479-40	899
1983	85-77	3.45	162	162	22	14	48	1466.1	1276	646	562	94	27	570-49	904
1984	80-82	3.32	162	162	24	13	29	1449.1	1350	630	534	91	17	502-58	950
1985	83-79	3.66	162	162	17	9	42	1458.0	1393	691	593	119	25	543-50	909
1986	96-66	3.15	162	162	18	19	51	1456.1	1203	569	509	116	23	523-60	1160
1987	76-86	3.84	162	162	13	13	33	1441.1	1363	678	615	141	26	525-61	1137
1988	82-80	3.41	162	162	21	15	40	1474.2	1339	631	558	123	37	478-73	1049
1989	86-76	3.64	162	162	19	12	38	1479.1	1379	669	599	105	25	551-94	965
1990	75-87	3.61	162	162	12	6	37	1450.0	1396	656	581	130	38	496-74	854
1991	65-97	4.00	162	162	7	13	36	1453.0	1347	717	646	129	29	651-62	1033

HOUSTON TOP HITTING STREAKS ALL-TIME

Art Howe	23-1981	Cesar Cedeno	19-1976
Cesar Cedeno	22-1977	Jose Cruz	19-1983
Lee May	21-1973	Terry Puhl	18-1978
Dickie Thon	21-1982	Rusty Staub	17-1966
Rusty Staub	20-1967	Doug Rader	17-1970
Kevin Bass	20-1986	Bob Watson	17-1978
Bob Watson	19-1973	Terry Puhl	17-1977

HITTING STREAKS THROUGH THE YEARS

10 or more games

- 1962- Roman Mejias 16; Joey Amalfitano, Norm Laker and Carl Warwick 12; Bob Lillis 11; Bob Aspromonte 10.
- 1963- Al Spangler 14.
- 1964- Walt Bond and Jerry Grote 11.
- 1965- Bob Aspromonte, Rusty Staub (twice) 12; Bob Aspromonte 11; Bob Aspromonte 10.
- 1966- Rusty Staub 17; Sonny Jackson 15; Bob Aspromonte 12; Sonny Jackson 11.
- 1967- Rusty Staub 20; Rusty Staub 14; Bob Aspromonte 12, Joe Morgan 11.
- 1968- Jim Wynn 16; Jose Herrera and Jim Wynn (twice) 11; Rusty Staub and Jim Wynn 10.
- 1969- Denis Menke 14; Jesus Alou 12; Joe Morgan and Denis Menke 11; Curt Blefary 10.
- 1970- Doug Rader 17; Cesar Cedeno 14; Denis Menke 11; Bob Watson 10.
- 1971- Joe Morgan 16; Jesus Alou and Cesar Cedeno 10.
- 1972- Cesar Cedeno 14; Tommy Helms 13; Lee May 12; John Edwards 10.
- 1973- Lee May 21; Bob Watson 19; Bob Gallagher 12; Cesar Cedeno and Roger Metzger 11; Tommy Helms and Bob Watson 10.
- 1974- Cedar Cedeno 13; Tommy Helms and Cesar Cedeno 11.
- 1975- Bob Watson 13; Greg Gross 11; Cesar Cedeno, Jose Cruz, Greg Gross and Wilbur Howard 10.
- 1976- Cesar Cedeno 19; Enos Cabell 10.
- 1977- Cesar Cedeno 22; Terry Puhl 17; Jose Cruz 13; Art Howe and Jose Cruz 11; Enos Cabell 10.
- 1978- Terry Puhl 18; Bob Watson 17; Enos Cabell 14; Art Howe and Terry Puhl 11; Bob Watson 10.
- 1979- Enos Cabell, Jose Cruz and Craig Reynolds 15; Rafael Landestoy 12; Jeff Leonard 10.
- 1980- Cesar Cedeno, Enos Cabell and Joe Morgan 11; Denny Walling and Enos Cabell 10.
- 1981- Art Howe 23; Tony Scott 12; Phil Garner and Terry Puhl 10.
- 1982- Dickie Thon 21; Ray Knight 16; Jose Cruz 14; Ray Knight 12 (twice); Ray Knight 11; Bill Doran 10.
- 1983- Jose Cruz 19; Jose Cruz, Ray Knight and Dickie Thon 12; Jose Cruz 10.
- 1984- Bill Doran 15; Craig Reynolds 14; Kevin Bass and Jose Cruz 12; Jerry Mumphrey 11; Alan Ashby 10.
- 1985- Jose Cruz and Denny Walling 12; Bill Doran 11.
- 1986- Kevin Bass 20; Denny Walling 12; Bill Doran and Billy Hatcher 11.
- 1987- Billy Hatcher 16; Bill Doran 14; Gerald Young 11; Glenn Davis and Gerald Young 10.
- 1988- Rafael Ramirez and Gerald Young 12; Glenn Davis 11; Bill Doran and Billy Hatcher 10.
- 1989- Craig Biggio 12; Ken Caminiti, Rafael Ramirez and Gerald Young 10.
- 1990- Craig Biggio 10.
- 1991- Jeff Bagwell 13; Jeff Bagwell 12; Jeff Bagwell 10, Craig Biggio 10, Steve Finley 10.

HOUSTON INDIVIDUAL GRAND SLAM HOME RUNS (63)

Player	w/Hou.	Career	Player	w/Hou.	Career
Rafael Ramirez	2	2	Pete Incaviglia	0	4
Craig Biggio	1	1	Ernest Riles	0	3
Ken Caminiti	1	1	Mickey Brantley	0	1
			Benny Distefano	0	1

Player	Date	Opponent	Site	Pitcher	Inning
Buddin	6-10-62	LA	Hou	Moeller	Sixth
Laker	6-20-62	SF	SF	Marichal	Third
Aspromonte	6-11-63	Chi	Hou	McDaniel	Tenth
Campbell	7-4-63	Cin	Hou	Jay	Eighth
Aspromonte	7-26-63	NY	Hou	Stallard	First
Aspromonte	6-11-64	Cin	Hou	Tsitouris	Fifth
Aspromonte	6-29-64	Phi	Hou	Mahaffey	First
Aspromonte	8-11-66	Chi	Chi	Roberts	Second
Aspromonte	8-26-66	Chi	Hou	Koonce	Ninth
Harrison	9-16-66	Phi	Hou	Short	Fourth
Miller	8-10-68	Pit	Hou	Face	Ninth
Torres	4-27-69	SF	SF	Sadecki	Second
Rader	5-27-69	Phi	Hou	Peraza	Ninth
Menke	7-30-69	NY	NY	Koonce	Ninth
Wynn	7-30-69	NY	NY	Taylor	Ninth
Rader	6-4-70	Mon	Hou	McGinn	First
Pepitone	6-10-70	NY	Hou	Ryan	Fourth
Menke	7-9-70	LA	Hou	Foster	First
Watson	9-7-70	SD	SD	Willis	Sixth
Watson	9-17-70	LA	LA	Brewe	Seventh
Rader	5-16-71	StL	Hou	Reuss	First
Cedeno	9-2-71	LA	Hou	Osteen	Fifth
Wynn	5-1-72	Pit	Pit	Blass	Fifth
L. May	5-6-73	NY	NY	Sadecki	Seventh
Helms	6-21-73	SD	SD	Corkins	Fourth
Cedeno	6-24-73	SF	SF	Moffitt	Seventh
L. May	7-4-73	Atl	Atl	Frisella	Eighth
Watson	8-20-73	Pit	Hou	Lamb	Fifth
* M. May	5-22-74	SD	Hou	Romo	Ninth
Cedeno	6-11-74	Phi	Hou	Ruthven	Seventh
* C. Johnson	6-15-75	StL	StL	Garman	Ninth
Watson	8-14-76	Pit	Hou	Candelaria	Sixth
Howe	8-15-77	Atl	Atl	Capra	First
Watson	9-4-77	Mon	Mon	Brown	First
Cedeno	8-26-80	StL	StL	Kaat	Fifth
Cruz	9-6-80	StL	Hou	Martin	Third
Puhl	5-22-82	NY	Hou	Allen	Ninth
Cruz	9-20-83	LA	LA	Hooton	Second
Cruz	8-22-84	Chi	Chi	Ruthven	Second
Reynolds	9-6-84	SF	SF	Laskey	First
Pankovits	5-29-85	Pit	Hou	Candelaria	Seventh
Bailey	6-11-85	SD	Hou	Lefferts	Sixth
Bailey	8-20-85	StL	StL	Horton	Third
Ashby	10-5-85	SD	SD	Wojna	Second
* Reynolds	4-12-86	Atl	Hou	Mahler	Sixth
Puhl	5-4-86	Mon	Mon	Smith	Third
Garner	6-14-86	SF	Hou	Robinson	Seventh
Bass	7-7-86	Mon	Mon	Schatzeder	Ninth
Hatcher	8-5-86	LA	LA	Powell	Ninth
Hatcher	6-3-87	Chi	Chi	Sutcliffe	Fourth
Ashby	6-10-87	SD	Hou	S. Davis	Fourth
Puhl	9-28-87	LA	Hou	Hershiser	Fifth
* Bass	4-10-88	Cin	Cin	Perry	Ninth
Ramirez	5-29-88	Chi	Chi	Capel	Sixth
Bell	7-14-88	Phi	Phi	Rawley	First
Doran	8-2-88	SF	SF	Bockus	Fourth
Meadows	6-4-89	LA	Hou	Belcher	Fifth
Doran	6-11-89	Atl	Hou	Puleo	Second
Bass	8-20-89	Chi	Hou	Williams	Ninth
Ramirez	8-29-89	Chi	Chi	Wilkins	Sixth
Biggio	9-14-89	LA	LA	Wetteland	Second
Bass	9-20-89	Atl	Atl	Eichhorn	Seventh
Caminiti	7-29-91	Stl	Hou	B. Smith	Fourth
* Pinch Hit					

OPPONENT GRAND SLAMS (72)

Player	Date	Opponent	Site	Pitcher	Inning
* Robinson	7-8-62	Cin	Cin	Bruce	Fifth
E. Bailey	4-10-63	SF	Hou	McMahon	Eighth
Willey	7-15-63	NY	NY	Johnson	Second
G. Oliver	8-28-63	Mil	Hou	Farrell	Eighth
Burton	8-31-63	Chi	Chi	Woodeshick	Ninth
Williams	5-1-64	Chi	Hou	Hoerner	First
Stargell	8-28-65	Pit	Pit	Dierker	First
White	8-3-66	Phi	Phi	Sembera	Fifth
Pavletich	6-11-67	Cin	Cin	Schneider	Ninth
Mays	6-13-67	SF	Hou	Latman	Tenth
Aaron	6-27-67	Atl	Atl	Blasingame	Third
T. Davis	7-19-67	NY	NY	Giusfi	First
* Lock	8-14-68	Phi	Phi	Lemaster	Third
Hiatt	4-25-69	SF	SF	Schneider	Thirteenth
Allen	5-8-69	Phi	Phi	Griffin	Third
Clemente	6-11-69	Pit	Hou	Blasingame	Sixth
Burda	7-9-69	SF	SF	Guinn	Eighth
Hickman	8-23-69	Chi	Chi	Gladding	Seventh
Aaron	4-10-70	All	Hou	Griffin	Third
Santo	4-26-70	Chi	Chi	Dierker	Sixth
Allen	8-1-70	StL	Hou	DiLauro	Seventh
Webster	9-7-70	SD	SD	Forsch	Ninth
Marshall	5-11-71	NY	NY	Culver	Sixth
Simmons	5-10-72	StL	StL	Roberts	Third
* Foster	5-31-72	Cin	Hou	Roberts	Third
McRae	6-1-72	Cin	Hou	Reuss	Sixth
McCarver	6-2-73	StL	StL	Gladding	Eighth
Bonds	6-29-73	SF	Hou	Ray	Seventh
Boccabella	7-6-73	Mon	Mon	Crawford	Sixth
Cey	6-18-75	LA	LA	Griffin	First
Summers	8-23-75	Chi	Chi	York	Seventh
Yeager	9-27-75	LA	LA	Forsch	Third
Tolan	5-5-76	Phi	Phi	J. Niekro	Sixth
Murcer	5-25-76	SF	SF	Richard	Fifth
Paciorek	6-22-76	Atl	Atl	Cosgrove	Third
Morgan	9-6-76	Cin	Cin	Richard	Third
Robinson	7-28-77	Pit	Pit	Larson	Sixth
Carter	5-3-78	Mon	Mon	Richard	Third
Kingman	6-6-78	Chi	Chi	Zamora	Sixth
* Foster	9-11-78	Cin	Cin	Sambito	Seventh
Freed	5-1-79	StL	StL	Sambito	Eleventh
Garvey	9-28-79	LA	LA	Ruhle	Eighth
Knight	9-17-80	Cin	Cin	Niekro	Fourth
Schmidt	8-23-81	Phi	Phi	Knepper	Third
Sandberg	5-31-83	Chi	Chi	LaCorte	Sixth
Hubbard	6-20-83	Atl	Hou	LaCorte	Fifth
Lefebvre	7-20-83	Phi	Phi	Scott	First
Templeton	7-29-84	SD	SD	LaCoss	Sixth
L. Smith	8-31-84	StL	StL	Ryan	First
Wallach	7-6-85	Mon	Hou	Ryan	Fifth
Russell	7-22-85	Phi	Phi	Niekro	First
Concepcion	8-17-85	Cin	Hou	Niekro	First
* Stillwell	4-17-87	Cin	Cin	Lopez	Fifth
Nettles	5-2-87	Atl	Atl	Lopez	Sixth
James	5-2-87	Atl	Atl	Solano	Seventh
J. Clark	5-24-87	StL	Hou	Scott	First
Dawson	6-1-87	Chi	Chi	Solano	Eighth
Dayett	6-3-87	Chi	Chi	Knepper	First
Moreland	6-3-87	Chi	Chi	Solano	Sixth
Brenly	8-12-87	SF	SF	Scott	Seventh
Van Slyke	8-29-87	Pit	Pit	Andersen	Eighth
M. Williams	6-4-88	SF	SF	Ryan	Fifth
Esasky	6-14-88	Cin	Cin	Darwin	Fifth
C. James	7-16-88	Phi	Phi	Smith	Eighth
Scioccia	6-4-89	LA	Hou	Forsch	First
Templeton	9-11-89	SD	SD	Darwin	Sixth
Bonds	5-22-90	Pit	Hou	Schatzeder	Third
Daniels	9-4-90	LA	LA	Portugal	Second
McGriff	8/13/91	SD	SD	Portugal	Third
McGriff	8/14/91	SD	SD	Deshaies	First
Clark	8/20/91	SF	Hou	Mallicoat	Seventh
C. Hayes	8/28/91	Phi	Phi	Bowen	First
* Pinch Hit					

HOUSTON INSIDE-THE-PARK HOME RUNS ALL-TIME (25)

- 5-10-62 Roman Mejias vs. Don Drysdale (LA) at Houston
- 8-26-63 John Bateman vs. Hank Fischer (Mil) at Houston
- 7-4-64 Joe Gaines vs. Bob Friend (Pit) at Houston
- 6-12-66 Rusty Staub vs. Dick Ellsworth (Chi) at Houston
- 6-21-66 Sonny Jackson vs. Don Sutton (LA) at Houston
- 6-25-66 Sonny Jackson vs. Ray Washburn (StL) at Houston
- 8-19-66 Sonny Jackson vs. Milt Pappas (Cin) at Houston
- 7-30-67 Jimmy Wynn vs. Jack Fisher (NY) at Houston
- 5-30-69 Tom Griffin vs. Bob Moose (Pit) at Pittsburgh
- 8-4-69 Doug Rader vs. Ferguson Jenkins (Chi) at Houston
- 9-13-70 Joe Morgan vs. Rick Kester (Atl) at Houston
- 6-29-71 Cesar Cedeno vs. Phil Niekro (Atl) at Houston
- 9-2-71 Cesar Cedeno vs. Claude Osteen (LA) at Houston
- 7-18-72 Cesar Cedeno vs. Reggie Cleveland (StL) at Houston
- 8-31-74 Doug Rader vs. Jim Lonborg (Phi) at Philadelphia
- 5-10-77 Wilbur Howard vs. Mike Krukow (Chi) at Houston
- 6-20-79 Denny Walling vs. Craig Swan (NY) at Houston
- 8-14-79 Joaquin Andujar vs. Bill Lee (Mon) at Houston
- 8-25-82 Art Howe vs. Ed Lynch (NY) at Houston
- 7-3-83 Terry Puhl vs. Tom Niedenfuer (LA) at Houston
- 7-25-85 Glenn Davis vs. Dwight Gooden (NY) at New York
- 4-22-87 Bill Doran vs. David Palmer (Atl) at Houston
- 6-19-87 Bill Doran vs. Orel Hershiser (LA) at Houston
- 6-30-90 Franklin Stubbs vs. Darrel Akerfelds (Phi) at Philadelphia
- 8-26-91 Ken Caminiti vs. Sid Fernandez (NY) at Houston

OPPOSITION INSIDE-THE-PARK HOME RUNS VS. HOUSTON—ALL TIME (33)

- 6-23-62 Richie Ashburn vs. Dean Stone at New York
- 4-22-63 Bill White vs. Ken Johnson at St. Louis
- 4-21-64 Chico Ruiz (Cin) vs. Larry Yellen at Houston
- 9-1-64 Richie Allen vs. Dick Farrell at Philadelphia
- 6-7-64 Bill Mazerowski vs. Bob Bruce at Pittsburgh
- 5-23-65 Jim Hart vs. Ken Johnson at San Francisco
- 6-11-65 Johnny Callison vs. Jim Owens at Philadelphia
- 6-22-65 Tony Gonzalez vs. Bob Bruce at Philadelphia
- 5-14-66 Bill White vs. Larry Dierker at Philadelphia
- 8-1-66 Richie Allen vs. Jim Owens at Philadelphia
- 6-30-67 Wes Parker (LA) vs. Don Wilson at Houston
- 7-22-67 Manny Mota vs. Dan Schneider at Pittsburgh
- 9-20-68 Chico Cardenas vs. Larry Dierker at Cincinnati
- 4-17-69 Sonny Jackson (Atl) vs. Wade Blasingame at Houston
- 6-10-69 Al Oliver (Pit) vs. Tom Griffin at Houston
- 7-1-69 Manny Mota vs. Denny Lemaster at Los Angeles
- 7-16-69 Willie Davis (LA) vs. Larry Dierker at Houston
- 5-3-70 Lou Brock vs. Tom Griffin at St. Louis
- 7-9-70 Willie Davis (LA) vs. Jack Billingham at Houston
- 8-8-70 Lee Pitlock vs. Wade Blasingame at San Francisco
- 8-14-70 Adolfo Phillips (Mon) vs. Ron Cook at Houston
- 5-30-72 Johnny Bench (Cin) vs. Don Wilson at Houston
- 7-9-72 Dal Maxvill vs. Larry Dierker at St. Louis
- 8-18-72 Larry Bowa vs. Dave Roberts at Philadelphia
- 8-30-72 Terry Harmon (Phi) vs. Jerry Reuss at Houston
- 5-12-74 Merv Rettenmund vs. Don Wilson at Cincinnati
- 8-1-74 Jose Cruz vs. Ken Forsch at St. Louis
- 9-8-79 Johnnie LeMaster (SF) vs. Joe Sambito at Houston
- 6-21-80 Omar Moreno (Pit) vs. Vern Ruhle at Houston
- 9-6-81 Andre Dawson vs. Joe Niekro at Montreal
- 9-1-84 Tom Nieto vs. Bob Knepper at St. Louis
- 5-22-85 Marvell Wynne vs. Bob Knepper at Pittsburgh
- 5-11-86 Bill Almon vs. Charley Kerfeld at Pittsburgh

ASTROS HOME RUNS IN HOUSTON

Outfielder Jimmy Wynn owns the distinction of having hit the most home runs by a Houston player in Houston throughout the history of the franchise with a total of 97. Wynn hit 93 of his roundtrippers in the Astrodome (also a club record) and four in old Colt Stadium. And, speaking of old Colt Stadium, the record for Houston homers in that facility stands at 21 by Bob Aspromonte.

1. Jimmy Wynn.....	97	6. Jose Cruz.....	46
2. Glenn Davis.....	72	7. Lee May.....	41
3. Cesar Cedeno.....	64	8. Kevin Bass.....	34
4. Doug Rader.....	63	9. Cliff Johnson.....	29
5. Bob Watson.....	49	10. Joe Morgan.....	26
		Bill Doran.....	26

ALL-TIME HOME RUN LEADERS VS. HOUSTON

Hank Aaron.....	46	Andre Dawson.....	33
Willie McCovey.....	44	Ron Santo.....	33
Willie Stargell.....	43	Billy Williams.....	32
Tony Perez.....	39	Dale Murphy.....	32
Mike Schmidt.....	39	Richie Allen.....	29
Willie Mays.....	38	Darryl Strawberry.....	29
Johnny Bench.....	34		

OPPONENTS HOME RUNS IN ASTRODOME ALL-TIME

Tony Perez.....	19	Mike Schmidt.....	14
Willie McCovey.....	18	Hank Aaron.....	13
Johnny Bench.....	17	Dusty Baker.....	13
Willie Stargell.....	17	Andre Dawson.....	13
Jack Clark.....	14	Dale Murphy.....	12

NATIONAL LEAGUE STATISTICAL LEADERS

BATTING NO. YEAR

HITS
Jose Cruz 189 *1983

DOUBLES
Rusty Staub 44 1967
Cesar Cedeno 40 1971
Cesar Cedeno 39 *1972

TRIPLES
Joe Morgan & Roger Metzger 11 *1971
Roger Metzger 14 1973
Craig Reynolds 12 *1981
Dickie Thon 10 1982

WALKS
Joe Morgan 97 1965
Jimmy Wynn 148 1969
Joe Morgan 93 *1980

STRIKEOUTS
Jimmy Wynn 137 1967
Lee May 145 1972

* Tied for lead

PITCHING NO. YEAR

EARNED RUN AVERAGE
J.R. Richard 2.71 1979
Nolan Ryan 1.96 1981
Mike Scott 2.22 1986
Nolan Ryan 2.76 1987
Danny Darwin 2.21 1990

SHUTOUTS
Joe
Niekro 5 *1979
Mike Scott & Bob Knepper 5 *1986

STRIKEOUTS
J.R. Richard 303 1978
J.R. Richard 313 1979
Mike Scott 306 1986
Nolan Ryan 270 1987
Nolan Ryan 228 1988

VICTORIES
Mike Scott 20 1989

APPEARANCES
Juan Agosto 82 1990

HOUSTON 20-GAME WINNERS

	W-L	ERA	IP	H	R	ER	BB	SO
1969 – Larry Dierker	20-13	2.33	305.0	240	97	79	72	232
1976 – J.R. Richard	20-15	2.75	291.0	221	105	89	151	214
1979 – Joe Niekro	21-11	3.00	264.0	221	102	88	106	118
1980 – Joe Niekro	20-12	3.55	256.0	268	119	101	79	127
1989 – Mike Scott	20-10	3.10	229.0	180	87	79	62	172

No-Hit Games by Houston Pitchers

1963 – Don Nottebart vs. Philadelphia at Houston, May 17	4-1
1964 – Ken Johnson vs. Cincinnati at Houston, April 23	Lost 1-0
1967 – Don Wilson vs. Atlanta at Houston, June 18	2-0
1969 – Don Wilson vs. Cincinnati at Cincinnati, May 1	4-0
1976 – Larry Dierker vs. Montreal at Houston, July 9	6-0
1979 – Ken Forsch vs. Atlanta at Houston, April 7	6-0
1981 – Nolan Ryan vs. Los Angeles at Houston, September 26	5-0
1986 – Mike Scott vs. San Francisco at Houston, September 25	2-0

No-Hit Games Pitched Against Houston

1963 – Juan Marichal at San Francisco, June 15	1-0
1969 – Jim Maloney at Cincinnati, April 30	10-0

One-Hit Games by Houston Pitchers

1963 – Bob Bruce vs. Cincinnati, April 26	2-0
1966 – Dave Giusti vs. San Francisco, August 13	3-0
1970 – Tom Griffin vs. San Diego, April 19	5-1
1971 – Larry Dierker vs. San Diego, May 26	8-0
1971 – Don Wilson vs. Cincinnati, September 17	4-1
1972 – Jerry Reuss vs. Philadelphia, June 18	10-0
1972 – Larry Dierker vs. New York, June 19	3-0
1974 – Tom Griffin vs. Pittsburgh, May 7	2-1
1974 – Dave Roberts vs. Philadelphia, August 24	1-0
1974 – Don Wilson (8-innings)	
Mike Cosgrove (1-inning) vs. Cincinnati, September 4	2-1
1980 – J.R. Richard vs. Los Angeles, April 19	2-0
1980 – Nolan Ryan (7-innings)	
Joe Sambito (2-innings) vs. St. Louis, June 19	2-0
1982 – Nolan Ryan vs. San Diego, August 11	3-0
1983 – Nolan Ryan vs. San Diego, August 3	1-0
1986 – Nolan Ryan (9.1 innings)	
Dave Smith (.2 innings) vs. Montreal, July 22	1-0
1987 – Mike Scott vs. Los Angeles, April 15	4-0
1988 – Mike Scott vs. Atlanta, June 12	5-0
Bob Knepper vs. Atlanta, September 21	1-0
1989 – Mike Scott vs. Pittsburgh, May 19	3-0

One-Hit Games Pitched Against Houston

1962 – Al Jackson - New York, June 22	2-0
1963 – Johnny Podres (8-innings)	
Larry Sherry (1-inning) - Los Angeles, August 4	4-0
1964 – Jim Bunning - Philadelphia, May 18	4-0
1965 – Joe Nuxhall - Cincinnati, July 24	2-0
1967 – Al Jackson - St. Louis, April 25	4-0
1969 – Dick Kelley - San Diego, July 6	1-0
1969 – Jim Maloney - Cincinnati, September 26	3-0
1971 – Don Sutton - Los Angeles, June 19	4-0
1973 – Jon Matlack - New York, July 10	1-0
1979 – Steve Carlton - Philadelphia, June 5	8-0
1983 – Charlie Lea - Montreal, April 16	2-0
1986 – Jimmy Jones - San Diego, September 21	5-0
1987 – Floyd Youmans - Montreal, July 8	1-0
1988 – Andy Hawkins - San Diego, April 24	3-0
Don Robinson - San Francisco, August 10	5-0
1990 – Bob Tewksbury - St. Louis, August 17	5-0

SHUTOUT PITCHERS AGAINST HOUSTON ALL-TIME LEADERS

Don Sutton.....	8	Steve Carlton.....	5
Vern Law.....	7	Tom Seaver.....	5
Phil Niekro.....	6	Bob Knepper.....	4
Sandy Koufax.....	6	Claude Osteen.....	4
Chris Short.....	6	Gaylord Perry.....	4
Larry Jackson.....	5	Doug Rau.....	4
Jim Maloney.....	5	Burt Hooton.....	4
Juan Marichal.....	5	Orel Hershiser.....	4

ASTROS MANAGERS' CAREER RECORDS

1. Bill Virdon (1975-82).....	544-522
2. Harry Walker (1968-72).....	355-353
3. Bob Lillis (1982-85).....	276-261
4. Hal Lanier (1986-88).....	254-232
5. ART HOWE (1989-present).....	226-260
6. Harry Craft (1962-64).....	191-280
7. Grady Hatton (1966-68).....	164-221
8. Preston Gomez (1974-75).....	128-161
9. Leo Durocher (1972-73).....	98-95
10. Luman Harris (1964-65).....	70-105
11. Salty Parker (interim manager in 1972).....	1-0

TEAM YEAR-BY-YEAR RESULTS

YEAR	WON	LOST	PCT.	POS.	GB	MANAGER
1962	64	96	.400	8	36	Harry Craft
1963	66	96	.407	9	33	Harry Craft
1964	66	96	.407	9	27	Harry Craft (61-88 28 GB) Luman Harris (5-8)
1965	65	97	.401	9	32	Luman Harris
1966	72	90	.444	8	23	Grady Hatton
1967	69	93	.426	9	32	Grady Hatton
1968	72	90	.444	10	25	Grady Hatton (23-38 14 GB) Harry Walker (49-52)
1969*	81	81	.500	5*	12	Harry Walker
1970	79	83	.488	T-4	23	Harry Walker
1971	79	83	.488	T-4	11	Harry Walker
1972	84	69	.549	2	10	Harry Walker (67-54 9 GB) Leo Durocher (16-15) Salty Parker (1-0)
1973	82	80	.506	4	17	Leo Durocher
1974	81	81	.500	4	21	Preston Gomez
1975	64	97	.398	6	43	Preston Gomez (47-80 38 GB) Bill Virdon (17-17)
1976	80	82	.494	3	22	Bill Virdon
1977	81	81	.500	3	17	Bill Virdon
1978	74	88	.457	5	21	Bill Virdon
1979	89	73	.549	2	1	Bill Virdon
1980	93	70	.571	1	+1	Bill Virdon
1981**	28	29	.491	3	8	Bill Virdon
	33	20	.623	1	+1	Bill Virdon
1982	77	85	.475	5	12	Bill Virdon (49-62 13 GB) Bob Lillis (28-23)
1983	85	77	.525	3	6	Bob Lillis
1984	80	82	.494	T-2	12	Bob Lillis
1985	83	79	.512	T-3	12	Bob Lillis
1986	96	66	.593	1	+10	Hal Lanier
1987	76	86	.469	3	14	Hal Lanier
1988	82	80	.513	5	12	Hal Lanier
1989	86	76	.531	3	6	Art Howe
1990	75	87	.463	T-4	16	Art Howe
1991	65	97	.401	6	29	Art Howe
Totals	2307	2490	.481			

*Start of Divisional Play

**1981 Totals Reflect First and Second Half Standings

BEST WON/LOST RECORDS BY GAME

G	W-L	YR.	G	W-L	YR.	G	W-L	YR.
9	7-2	(72,80,87,88)	60	37-23	(80)	112	65-47	(79)
10	8-2	(72)	61	38-23	(80)	113	66-47	(79)
11	9-2	(72)	62	39-23	(80)	114	67-47	(79)
12	9-3	(72)	63	40-23	(80)	115	67-48	(79)
13	9-4	(72,79,86,88)	64	40-24	(80)	116	67-49	(79)
14	10-4	(72,79,86,88)	65	40-25	(80)	117	68-49	(79)
15	11-4	(72,79)	66	41-25	(80)	118	68-50	(79)
16	12-4	(79)	67	41-26	(80)	119	69-50	(79)
17	12-5	(72,79,80,86)	68	42-26	(80)	120	70-50	(79)
18	13-5	(79,80,86)	69	42-27	(80)	121	70-51	(79)
19	14-5	(79,80)	70	43-27	(80)	122	70-52	(79)
20	14-6	(79,80,86)	71	43-28	(72,80)	123	70-53	(79,80)
21	15-6	(79,80,86)	72	43-29	(72,79,80)	124	70-54	(72,79,80,86)
22	16-6	(80)	73	44-29	(72,79)	125	71-54	(72,79,80,86)
23	16-7	(80)	74	44-30	(72,79,80)	126	72-54	(72)
24	17-7	(80)	75	45-30	(79)	127	73-54	(72)
25	17-8	(80)	76	46-30	(79)	128	73-55	(72,80,86)
26	17-9	(80)	77	46-31	(79)	129	74-55	(80)
27	18-9	(80)	78	47-31	(79)	130	74-56	(79,80)
28	18-10	(72,73,80)	79	48-31	(79)	131	75-56	(79,80)
29	19-10	(73)	80	49-31	(79)	132	75-57	(79,80,86)
30	20-10	(73)	81	50-31	(79)	133	76-57	(86)
31	20-11	(73)	82	51-31	(79)	134	76-58	(79,86)
32	21-11	(73)	83	52-31	(79)	135	77-58	(79,86)
33	22-11	(73)	84	52-32	(79)	136	78-58	(86)
34	22-12	(72,73)	85	53-32	(79)	137	79-58	(86)
35	23-12	(72)	86	53-33	(79)	138	80-58	(86)
36	24-12	(72)	87	53-34	(79)	139	80-59	(86)
37	24-13	(72)	88	53-35	(79)	140	80-60	(79,80,86)
38	24-14	(72)	89	53-36	(79)	141	81-60	(80,86)
39	24-15	(72,73)	90	53-37	(79)	142	82-60	(80)
40	25-15	(73)	91	53-38	(79)	143	82-61	(80)
41	26-15	(72,73)	92	53-39	(79)	144	82-62	(80,86)
42	26-16	(73)	93	54-39	(79)	145	83-62	(86)
43	26-17	(73)	94	54-40	(79)	146	84-62	(86)
44	26-18	(73,86)	95	54-41	(79,80)	147	85-62	(86)
45	27-18	(73)	96	54-42	(79,80,86,89)	148	86-62	(86)
46	27-19	(72,73,86)	97	55-42	(80,89)	149	86-63	(86)
47	28-19	(73,86)	98	56-42	(80,89)	150	86-64	(80,86)
48	28-20	(73,86)	99	57-42	(89)	151	87-64	(86)
49	28-21	(72,73,80,86)	100	57-43	(89)	152	88-64	(86)
50	29-21	(73,80,86)	101	58-43	(89)	153	89-64	(86)
51	30-21	(80)	102	58-44	(79,89)	154	89-65	(86)
52	31-21	(80)	103	58-45	(72,79,86,89)	155	90-65	(86)
53	32-21	(80)	104	59-45	(86,89)	156	91-65	(86)
54	33-21	(80)	105	60-45	(89)	157	91-66	(86)
55	33-22	(80)	106	61-45	(89)	158	92-66	(86)
56	34-22	(80)	107	61-46	(89)	159	93-66	(86)
57	34-23	(72,80)	108	61-47	(79,89)	160	94-66	(86)
58	35-23	(72,80)	109	62-47	(79)	161	95-66	(86)
59	36-23	(72,80)	110	63-47	(79)	162	96-66	(86)
			111	64-47	(79)	163	93-70	(80)

1991 & ALL-TIME MONTH-BY-MONTH

Month	1991		All-Time High			All-Time Low			All-Time Total	
	W-L	PCT	W-L	PCT	Year	W-L	PCT	Year	W-L	PCT
April	8-11	.421	13-5	.722	1980	2-20	.167	1969	288-319	.474
May	10-18	.357	20-6	.769	1969	10-18	.357	1991	396-428	.481
June	11-17	.393	20-8	.714	1979	8-21	.276	1975	393-428	.479
July	12-13	.480	20-11	.645	1976	5-24	.172	1962	380-435	.466
August	12-17	.414	18-10	.643	1972/84	9-21	.300	1967	427-428	.499
September	10-18	.357	20-10	.667	1981	7-20	.259	1965	390-421	.481
October	2-3	.400	5-0	1.000	1986	0-3	.000	1972	33-31	.516

ASTROS ATTENDANCE RECORDS

Season—Home	2,278,217	1980	
Season—Road	2,043,208	1991	
Season—Home and Road	4,130,768	1980	
Opening Day—Home	44,585	April 6, 1987	Los Angeles
Single Game—Home	50,908	June 22, 1966	Los Angeles
Doubleheader—Home	45,115	August 4, 1979	Atlanta
Day-Night Doubleheader—Home			
Day	30,738	July 24, 1965	Cincinnati
Night	42,595	June 22, 1966	Los Angeles
Total	73,333	September 5, 1965	Los Angeles
Night Game—Home	50,908	August 20, 1987	St. Louis
Day Game—Home	49,442	June 22, 1966	Los Angeles
Weekday Game—Home	39,259	June 10, 1981	Philadelphia
Largest—Home	50,908	September 8, 1962	New York
Largest—Road	57,386	October 2, 1985	Atlanta
Smallest—Home	1,638	September 8, 1975	Atlanta
Smallest—Astrodome	2,600	May 17-June 1, 1965	16 dates
Smallest—Road	737		
Largest Single Home Stand	446,087		

SERIES ATTENDANCE RECORDS

Total One Series	145,364	July 9-12, 1987	New York
One Day Series	42,652	April 12, 1965	Philadelphia
One Game Series	42,652	April 12, 1965	Philadelphia
Two Day Series*	83,427	June 25-26, 1979	Cincinnati
Two Game Series	73,992	July 21-22, 1965	St. Louis
Three Day Series	142,116	August 5-7, 1966	Los Angeles
Three Game Series	142,116	August 5-7, 1966	Los Angeles
Four Day Series	167,072	August 5-8, 1988	Los Angeles
Four Game Series	167,072	August 5-8, 1988	Los Angeles
Five Game Series	101,566	May 26-29, 1966	Pittsburgh

*Includes one DH

TEAM SERIES ATTENDANCE RECORDS

TEAM	2-GAME SERIES	3-GAME SERIES	4-GAME SERIES
Atlanta	39,855 April 11-12, 1967	112,597 Sept. 30-Oct. 2, 1980	121,323 June 10-12, 1988
Chicago	50,341 July 24-25, 1979	112,272 May 18-20, 1989	110,569 April 30-May 2, 1965
Cincinnati	63,243 August 1-2, 1972	133,079 Sept. 21-23, 1979	141,443 July 23-25, 1965
Los Angeles	72,178 Sept. 9-10, 1980	142,116 August 5-7, 1966	167,072 August 5-8, 1988
Montreal	45,471 May 13-14, 1980	92,060 June 1-3, 1979	94,409 July 18-20, 1980
New York	51,878 May 13-14, 1987	105,127 July 8-10, 1988	145,364 July 9-12, 1987
Philadelphia	30,486 May 27-28, 1987	111,085 May 16-18, 1980	129,318 July 21-24, 1988
Pittsburgh	52,071 June 18-19, 1965	128,035 June 20-22, 1980	90,304 April 23-26, 1965
St. Louis	73,992 July 21-22, 1965	113,476 July 13-15, 1979	123,710 August 18-21, 1967
San Diego	56,308 Sept. 28-29, 1981	91,691 June 22-24, 1979	105,354 August 12-15, 1988
San Francisco	70,419 Sept. 24-25, 1986	119,535 July 28-30, 1989	130,514 May 21-23, 1965

MONTHLY ATTENDANCE RECORDS

Total One Month	565,029	June, 1980	17 dates
April	341,667	1980	12 dates
May	500,473	1965	18 dates
June	565,029	1980	17 dates
July	480,913	1989	15 dates
August	479,158	1988	17 dates
September	394,429	1980	14 dates
October	80,622	1980	2 dates

YEAR-BY-YEAR HOUSTON ATTENDANCE DATA

YEAR	HOME	ROAD	TOTAL
1962	924,456	925,345	1,849,801
1963	719,502	765,720	1,485,222
1964	725,773	853,254	1,579,027
1965	2,151,470	952,749	3,104,219
1966	1,872,108	1,109,584	2,981,692
1967	1,348,303	1,088,450	2,436,753
1968	1,312,887	877,059	2,189,946
1969	1,442,995	913,628	2,356,623
1970	1,253,444	1,155,731	2,409,175
1971	1,261,589	1,186,238	2,447,827
1972	1,469,247	1,261,515	2,730,762
1973	1,394,004	1,239,188	2,633,192
1974	1,090,728	1,214,237	2,304,965
1975	858,002	1,161,573	2,019,575
1976	886,146	1,211,254	2,097,400
1977	1,109,560	1,505,319	2,614,879
1978	1,126,145	1,417,063	2,543,208
1979	1,900,312	1,588,414	3,488,726
1980	2,278,217	1,838,719	4,116,936
1981	1,321,282	1,168,379	2,489,661
1982	1,558,555	1,585,541	3,144,096
1983	1,351,962	1,640,827	2,992,789
1984	1,229,862	1,530,052	2,759,914
1985	1,184,314	1,645,925	2,830,239
1986	1,734,276	1,816,220	3,550,496
1987	1,909,902	1,894,294	3,804,196
1988	1,933,505	1,909,916	3,843,421
1989	1,834,908	1,996,872	3,831,690
1990	1,310,927	1,831,131	3,142,058
1991	1,196,152	2,043,208	3,239,360
TOTALS	41,690,533	41,327,315	83,007,848

CLUB ATTENDANCE RECORDS AT HOUSTON

	Largest	Smallest	Largest Season
Atlanta	45,115-1979	2,600-1985	233,596-1980
Chicago	43,225-1981	3,427-1975	226,762-1965
Cincinnati	46,313-1979	3,617-1973	323,617-1980
Los Angeles	50,908-1966	5,323-1964	347,332-1965
Montreal	46,215-1978	6,195-1977	159,827-1979
New York	44,540-1980	1,638-1962	256,403-1965
Philadelphia	43,525-1980	2,231-1963	228,879-1965
Pittsburgh	48,176-1979	2,782-1963	233,446-1980
St. Louis	45,834-1979	2,551-1963	207,139-1965
San Diego	41,420-1979	3,044-1974	195,344-1988
San Francisco	43,367-1965	3,621-1985	282,319-1989

CLUB ATTENDANCE RECORDS ON THE ROAD

	Largest	Smallest	Largest Season
Atlanta	46,469-1977	737-1975	256,000-1991
Chicago	40,439-1969	1,572-1964	193,094-1988
Cincinnati	55,205-1991	2,002-1966	304,087-1977
Los Angeles	53,568-1976	8,928-1968	467,781-1980
Montreal	47,193-1981	5,035-1973	169,354-1979
New York	54,424-1970	1,481-1962	228,030-1986
Philadelphia	57,386-1981	2,113-1969	206,106-1977
Pittsburgh	49,341-1972	1,951-1967	160,193-1980
St. Louis	48,787-1988	4,348-1965	242,732-1987
San Diego	54,517-1991	1,413-1973	181,791-1985
San Francisco	52,296-1989	1,016-1975	314,094-1989

TOP 25 CROWDS (Regular Season)

Attendance	Date	Opponent
50,908.....	June 22, 1966.....	vs. Los Angeles
50,136.....	July 3, 1965.....	vs. Los Angeles
49,442.....	September 5, 1965.....	vs. Los Angeles
49,003.....	August 6, 1966.....	vs. Los Angeles
48,176.....	April 21, 1979.....	vs. Pittsburgh
47,642.....	July 4, 1965.....	vs. Los Angeles
46,754.....	July 29, 1979.....	vs. Los Angeles
46,558.....	August 7, 1966.....	vs. Los Angeles
46,555.....	August 5, 1966.....	vs. Los Angeles
46,313.....	June 25, 1979.....	vs. Cincinnati
46,215.....	April 29, 1978.....	vs. Montreal
46,213.....	June 22, 1980.....	vs. Pittsburgh
46,037.....	September 22, 1979.....	vs. Cincinnati
45,867.....	June 21, 1980.....	vs. Pittsburgh
45,834.....	July 14, 1979.....	vs. St. Louis
45,115.....	August 4, 1979.....	vs. Atlanta
45,022.....	October 2, 1980.....	vs. Atlanta
44,988.....	June 25, 1976.....	vs. Cincinnati
44,975.....	September 21, 1979.....	vs. Cincinnati
44,887.....	August 19, 1967.....	vs. St. Louis
44,585.....	April 6, 1987.....	vs. Los Angeles
44,540.....	April 26, 1980.....	vs. New York
44,502.....	July 19, 1986.....	vs. New York
44,025.....	June 28, 1980.....	vs. Cincinnati
43,893.....	June 2, 1979.....	vs. Montreal

TOP FIVE POST-SEASON CROWDS

45,718.....	October 15, 1986.....	vs. New York
44,952.....	October 11, 1980.....	vs. Philadelphia
44,836.....	October 6, 1981.....	vs. Los Angeles
44,802.....	October 12, 1980.....	vs. Philadelphia
44,443.....	October 10, 1980.....	vs. Philadelphia

ASTROS MOST VALUABLE PLAYERS

(As voted by Houston Chapter of Baseball
Writers Association of America)

1962.....	Bob Lillis	1977.....	Jose Cruz
1963.....	Hal Woodeshick	1978.....	Enos Cabell
1964.....	Bob Aspromonte	1979.....	Joe Niekro
1965.....	Jim Wynn	1980.....	Jose Cruz
1966.....	Rusty Staub	1981.....	Nolan Ryan
1967.....	Rusty Staub	1982.....	Ray Knight
1968.....	Denis Menke	1983.....	Jose Cruz
1969.....	Larry Dierker	1984.....	Jose Cruz
1970.....	Joe Morgan	1985.....	Bill Doran
1971.....	Don Wilson	1986.....	Mike Scott
1972.....	Cesar Cedeno	1987.....	Bill Doran
1973.....	Roger Metzger	1988.....	Glenn Davis
1974.....	Greg Gross	1989.....	Mike Scott
1975.....	Bob Watson	1990.....	Danny Darwin
1976.....	J.R. Richard	1991.....	Jeff Bagwell

RAWLINGS GOLD GLOVE WINNERS

1970—	Doug Rader, third base	1974—	Doug Rader, third base.
1971—	Doug Rader, third base		Cesar Cedeno, outfield.
1972—	Doug Rader, third base	1975—	Cesar Cedeno, outfield.
	Cesar Cedeno, outfield.	1976—	Cesar Cedeno, outfield.
1973—	Doug Rader, third base.		
	Cesar Cedeno, outfield.		
	Roger Metzger, shortstop.		

HOUSTON MAJOR LEAGUE HISTORY

1962—The Houston Colt .45s play their first major league game on April 10, defeating the Chicago Cubs 11-2.

1963—Bob Bruce one-hits the Cincinnati Reds on April 26...Don Nottebart no-hits the Phillies on May 7...Dick Farrell leads the Colts in wins with 14.

1964—Ken Johnson becomes the first major leaguer to lose a nine-inning no-hitter on April 23 with 1-0 loss to the Cincinnati Reds.

1965—The Houston Colt .45s become the Houston Astros and inaugurate indoor baseball with a 2-1 win over the New York Yankees on April 9 in the Astrodome...Rookie Joe Morgan sets club marks for at bats, runs, hits and triples.

1966—Mike Cuellar sets a club mark with 2.22 ERA...home attendance mark which still stands set on June 22 as 50,908 watch Sandy Koufax and the Dodgers down Houston 5-2.

1967—Don Wilson fires a no-hitter against the Atlanta Braves, 2-0 on June 18, striking out Hank Aaron for final out...Jimmy Wynn sets club records with 37 home runs and 107 RBI.

1968—Wilson strikes out 18 Cincinnati Reds in 6-1 win on July 14...four Houston hurlers win 10-or-more: Wilson (13), Dierker (12), Guisti (11), and LeMaster 10)...the Astros down the Mets 1-0 in 24 innings on April 15.

1969—Cincinnati's Jim Maloney no-hits the Astros on April 30 and the next night, May 1, Wilson returns the favor by no-hitting the Reds 4-0...Larry Dierker becomes Houston's first 20-game winner...The club reaches .500 for the first time (81-81).

1970—Tom Griffin one-hits the Padres on May 26...Fred Gladding sets a club mark by appearing in 63 games...three Astros hit over.300 (Cedeno .310, Alou .306, Menke .304).

1971—Larry Dierker one-hits the Padres on May 26 and Don Wilson holds the Cincinnati Reds to a single hit on September 17...Cesar Cedeno leads the league with 40 doubles and Roger Metzger and Joe Morgan share the league lead with 11 triples each...during the 1971 winter meetings, Houston acquires Lee May, Tommy Helms and Jimmy Stewart from the Reds for Joe Morgan, Jack Billingham, Denis Menke, Cesar Geronimo and Ed Armbrister.

1972—Astros finish with their best record ever at 84-69 and in second place...Jerry Reuss and Larry Dierker hurl back-to-back one-hitters on June 18 against Philadelphia and June 19 vs. New York respectively...Cedeno hits for the cycle on August 2 against the Reds.

1973—Cedeno becomes the first player in history to steal 50 bases and hit 20 home runs in successive seasons...Metzger leads the league with 14 triples...Lee May hits safely in 21 straight games for a new club record.

1974—Rookie Greg Gross leads the club with .314 average, and sets club mark with 185 hits...Ken Forsch appears in a club record 70 games...Cliff Johnson hits five pinch-hit home runs.

1975—Bob Watson leads the Astros with .324 average, 157 hits and 85 RBI...Cliff Johnson swats 20 homers, including two pinch-hit round trippers...Dierker leads the Astros staff with 14 wins.

1976—J.R. Richard becomes Houston's second 20-game winner...Cedeno sets a club mark with 58 stolen bases and earns his fifth straight Gold Glove...in Bill Virdon's first full season as Houston's skipper, the Astros finish with an 80-82 mark and in third place.

1977—Three Astros steal 40 bases (Cedeno-61, Cruz-44 and Cabell-42)...Watson sets a new club record with 110 RBI...Houston finishes in third place with an 81-81 record.

1978—J.R. Richard strikes out 303 to become the first National League right-hander to strike out 300 batters in a season...Cabell sets club marks for at-bats (660), games (162) and hits (195).

1979—Houston's turn-around season as they finish in second place, just a game and a half out of first with an 89-73 mark...J.R. Richard improves upon his 1978 strikeout total by fanning 313...Joe Niekro becomes Houston's third 20-game winner and sets a club mark by winning 21 games...Ken Forsch no-hits the Braves on April 7...Bill Virdon is named Manager of the Year.

1980—Houston claims its first title as the Astros win the NL West with a 93-70 record, defeating Los Angeles in a one-game playoff...Niekro wins 20 games again...Joe Morgan returns to Houston to add leadership in the Astros pennant drive.

1981—Houston gets off to a slow start, but takes advantage of the spill season created by the major league baseball players' strike to win the 'second season' with a 33-20 mark and earn a spot in the playoffs...Nolan Ryan hurls his major league record fifth no-hitter by blanking the Dodgers on September 26...Ryan also leads the league with a 1.69 ERA...Art Howe establishes a new club record with a 23-game hitting streak.

1982—Key injuries to bullpen aces Joe Sambito and Dave Smith hamper the Astros efforts in 1982...Ray Knight, an off-season acquisition from Cincinnati for Cesar Cedeno, remains among league leaders in hitting for most of season, finishing with a .294 mark...Bob Lillis takes over as interim manager on August 10 after Bill Virdon is fired and Astros finish 28-23 under Lillis...Joe Niekro finishes second in NL ERA race with 2.47 mark.

1983—After struggling to an 0-9 start, the Astros rebound with one of their finest seasons...Houston finishes at 85-77 with that win total marking their third highest win total in club history...Jose Cruz battles for NL batting title to last day and finishes third...Dickie Thon emerges as one of the best shortstops in all of baseball...Nolan Ryan surpasses Walter Johnson's all-time strikeout mark while Bill Dawley and Frank DiPino shine as rookies in the bullpen.

1984—The Astros bounce back from another slow start to a second place finish in the NL West with an 80-82 mark...1983 All-Star Thon is lost for the season in the fifth game after being beamed by the Mets' Mike Torres...Cruz repeats as the club MVP for a record fourth time by posting a .312 average (fifth in the NL) and a career-high 95 RBI.

1985—Astros celebrate the 20th anniversary of the opening of the Astrodome with a season-opening 2-1 victory over the Dodgers in front of 42,876 fans...Niekro becomes Houston's all-time winningest pitcher with his 5-0 shutout of San Francisco on June 9th...Ryan becomes first player in to record 4,000 strikeouts in a career when he fans Danny Heep on July 11th at the Astrodome...Cruz reaches the 2,000-hit plateau on September 15...Glenn Davis sets an Astro rookie record for most home runs in a season with 20, despite playing in only 100 games...Bill Doran ties Morgan's club record for home runs by a second baseman with 14 and is later named the club's Most Valuable Player...Smith has a career high 27 saves, while Mike Scott wins a personal best 18 games.

1986—A Silver Anniversary season turns golden as the Astros win their second N.L. West flag in club history...Rookie skipper Hal Lanier guides the team to a club record 96 regular season wins...Lanier earns Manager of the Year notice from four different press associations after the season...Righthander Mike Scott dominates the league leading in ERA (2.22) and strikeouts (306) and wins 18 games for the second straight year...In the process he becomes Houston's first ever Cy Young Award winner...Young slugger Glenn Davis belts 31 homers and drives in 101 runs, and finished second in league MVP balloting...Dave Smith sets a single-season record for saves with 33...The Astros win 24 games in their final at-bat and win the division by 10 games.

1987—Houston opens the season by drawing a record 44,585 to Opening Night and finishes with the third highest total (1,909,902)...Nolan Ryan leads the majors in strikeouts with 270 and ties for the lead in ERA with 2.76 average...Mike Scott is named the NL starter for the All-Star Game in Oakland and throws two scoreless innings...Bill Doran is named Astros MVP for the second time in the last three years...Billy Hatcher becomes only the second Astro to steal more than 50 bases (53) and finishes third in the league...The Astros turn the fifth triple play in club history at Los Angeles on September 15.

1988—Houston's 6-3 Opening Night win over San Diego is the 2,000th in franchise history...Mike Scott comes within one out of his second career no-hitter on June 12 against Atlanta...Bob Knepper tosses his first career one-hitter on September 21 versus the Braves...Juan Agosto sets club marks for appearances (75) and consecutive wins (10)...Gerald Young's sixth inning steal at Atlanta on September 27 sets single-season marks for an individual (62) and the team (195)...Glenn Davis slugs 30 homers and has 99 RBI to earn club MVP honors.

1989—Mike Scott becomes the fourth Houston pitcher to win 20 games and wins his second Astros MVP award...The Astros win 10 straight on the road from May 7-31 to set a club record...Their 10-game streak from May 26-June 4 tied another club mark...Glenn Davis hits a career-high 34 homers...Rafael Ramirez sets a club record by driving in seven at Chicago on August 29.

1990—Danny Darwin sets a club record with a league-leading 2.21 ERA, becoming the third Houston pitcher in five years to lead the NL in ERA...Franklin Stubbs sets a club record for left-handers with 23 home runs...Houston ties a league record by playing in 27 extra inning games...Eric Anthony becomes the first Astros batter to hit an upper deck home run since 1970, when he connects vs. Mike Bielecki on May 17...Juan Agosto leads the major leagues by appearing in a club-record 82 games.

1991—Jeff Bagwell becomes the Astros first BBWAA Rookie of the Year after hitting .294 with 15 homers and a club rookie record 82 RBI...Craig Biggio leads the club in hitting for the second straight year (.295) and joins Pete Harnisch and Art Howe on the NL All-Star team...Luis Gonzalez sets Astro rookie records for doubles (27) and extra base hits (50)...Al Osuna sets an Astro rookie mark with 71 appearances.

HOUSTON OPENING DAY GAMES

YEAR	SITE	TOTAL	AT HOUSTON	WINNING	LOSING	ATTEN.
		15-15	12-8	PITCHER	PITCHER	
1962	Houston	Houston 11 Chicago 2		SHANTZ	Cardwell	25,271
1963	Houston	San Francisco 9 Houston 2		Sanford	FARRELL	19,591
1964	Cincinnati	Houston 6 Cincinnati 3		JOHNSON	Maloney	27,878
1965	Houston	Philadelphia 2 Houston 0		Short	BRUCE	42,652
1966	Los Angeles	Los Angeles 3 Houston 2		Osteen	ROBERTS, R.	34,520
1967	Houston	Houston 6 Atlanta 1		CJELLAR	Kelley	26,001
1968	Houston	Houston 5 Pittsburgh 4		DIERKER	Pizarro	21,320
1969	San Diego	San Diego 2 Houston 1		Selma	WILSON	23,370
1970	San Francisco	Houston 8 San Francisco 5		DIERKER	Perry	30,933
1971	Houston	Houston 5 Los Angeles 2		DIERKER	Singer	22,421
1972	Houston	San Francisco 5 Houston 0		Marichal	WILSON	23,021
1973	Atlanta	Houston 2 Atlanta 1 (13 innings)		GLADDING	Upshaw	23,385
1974	San Francisco	San Francisco 5 Houston 1		Bradley	ROBERTS, D.	17,527
1975	Houston	Houston 6 Atlanta 2		DIERKER	Niekro	14,959
1976	Cincinnati	Cincinnati 11 Houston 5		Nolan	RICHARD	52,949
1977	Houston	Houston 3 Atlanta 2 (11 innings)		FORSCH	Johnson	25,781
1978	Cincinnati	Cincinnati 11 Houston 9		Borbon	RICHARD	52,378
1979	Houston	Houston 2 Atlanta 1		RICHARD	Niekro, P.	29,658
1980	Houston	Houston 3 Los Angeles 2		RICHARD	Hooton	33,270
1981	Los Angeles	Los Angeles 2 Houston 0		Valenzuela	NIEKRO	50,511
1982	Houston	St. Louis 14 Houston 3		Forsch	RYAN	33,521
1983	Houston	Los Angeles 16 Houston 7		Pena	LaCORTE	27,343
1984	Houston	Montreal 4 Houston 2		Lea	NIEKRO	28,105
1985	Houston	Houston 2 Los Angeles 1		RYAN	Valenzuela	42,876
1986	Houston	San Francisco 8 Houston 3		Krukow	RYAN	22,935
1987	Houston	Houston 4 Los Angeles 3		SCOTT	Hershiser	44,585
1988	Houston	Houston 6 San Diego 3		SCOTT	McCullers	39,906
1989	Houston	Houston 10 Atlanta 3		SCOTT	Z. Smith	27,989
1990	Houston	Cincinnati 8 Houston 4 (11 innings)		Myers	KERFELD	38,324
1991	Cincinnati	Cincinnati 6 Houston 2		Browning	SCOTT	55,205

HOUSTON OPENING DAY LINEUPS

1962	Aspromonte 5	1963	Fazio 4	1964	Kasko 6	1965	Lillis 6
	Spangler 8		Spangler 7		Fox 4		Morgan 4
	Mejias 9		Runnels 3		Runnels 3		Wynn 8
	Larker 3		Staub 9		Bond 7		Bond 3
	Pendleton 7		Aspromonte 5		Staub 9		Aspromonte 5
	Smith 2		Goss 8		Wynn 8		Beauchamp 7
	Amalfitano 4		Campbell 2		Aspromonte 5		Gaines 9
	Buddin 6		Lillis 6		Bateman 2		Bateman 2
	Shantz 1		Farrell 1		Johnson 1		Bruce 1
1966	Maye 7	1967	Jackson 6	1968	Davis 8	1969	Alou 9
	Jackson 6		Morgan 4		Morgan 4		Morgan 4
	Wynn 8		Pointer 7		King 2		Miller 8
	Nicholson 9		Wynn 8		Staub 3		Rader 5
	Morgan 4		Aspromonte 5		Wynn 7		Bietary 3
	Aspromonte 5		Staub 9		Miller 9		Watson 7
	Harrison 3		Mathews 3		Aspromonte 5		Menke 6
	Bateman 2		Bateman 2		Torres 6		Edwards 2
	Roberts, R. 1		Cuellar 1		Dierker 1		Wilson 1
1970	Morgan 4	1971	Cedeno 9	1972	Metzger 6	1973	Wynn 9
	Pepitone 9		Morgan 4		Cedeno 8		Helms 4
	Wynn 8		Wynn 8		Wynn 9		Cedeno 8
	Mayberry 3		Watson 7		May 3		Watson 3
	Menke 6		Menke 3		Watson 7		May 3
	Davis 7		Rader 5		Rader 5		Rader 5
	Rader 5		Edwards 2		Helms 4		Edwards 2
	Edwards 2		Metzger 6		Edwards 2		Metzger 6
	Dierker 1		Dierker 1		Wilson 1		Roberts, D. 1
1974	Gross 9	1975	Cabell 7	1976	Howard 7	1977	Gonzalez 4
	Metzger 6		Andrews 4		Cabell 5		Cabell 5
	Cedeno 8		Cedeno 8		Cedeno 8		Cruz 9
	Watson 7		M. May 2		Watson 3		Watson 3
	M. May 2		Johnson 3		Johnson 2		Crawford 7
	L. May 3		Cruz 9		Gross 9		Ferguson 2
	Rader 5		Rader 5		Milbourne 4		Gardner 8
	Helms 4		Metzger 6		Metzger 6		Metzger 6
	Roberts, D. 1		Dierker 1		Richard 1		Richard 1
1978	Puhl 7	1979	Puhl 9	1980	Puhl 9	1981	Puhl 9
	Cabell 5		Reynolds 6		Reynolds 6		Reynolds 6
	Cedeno 8		Cedeno 8		Cedeno 6		Cedeno 8
	Cruz 9		Cruz 7		Morgan 4		Cruz 7
	Watson 3		Cabell 5		Cruz 7		Howe 5
	Ferguson 2		Watson 3		Cabell 5		Roberts 3
	Howe 4		Howe 4		Howe 3		Thon 4
	Metzger 6		Ashby 2		Ashby 2		Pujols 2
	Richard 1		Richard 1		Richard 1		Niekro 1
1982	Puhl 9	1983	Moreno 8	1984	Doran 4	1985	Thon 6
	Scott 8		Doran 4		Puhl 9		Cabell 3
	Garner 4		Thon 6		Thon 6		Garner 5
	Cruz 7		Garner 5		Cruz 7		Cruz 7
	Ashby 2		Cruz 7		Mumphrey 8		Mumphrey 8
	Knight 5		Knight 3		Knight 3		Puhl 9
	Howe 3		Puhl 9		Walling 5		Ashby 2
	Reynolds 6		Pujols 2		Ashby 2		Doran 4
	Ryan 1		Niekro 1		Niekro 1		Ryan 1
1986	Bullock 7	1987	Doran 4	1988	Young 8	1989	Young 8
	Doran 4		Hatcher 8		Hatcher 7		Ramirez 6
	Walling 5		Cruz 7		Doran 4		Hatcher 7
	Davis 3		Davis 3		Davis 3		Davis 3
	Bailey 2		Bass 9		Walling 5		Bass 9
	Bass 9		Ashby 2		Ashby 2		Doran 4
	Walker 8		Reynolds 8		Puhl 9		Caminiti 5
	Thon 6		Garner 5		Ramirez 6		Biggio 2
	Ryan 1		Scott 1		Scott 1		Scott 1
1990	Young 8	1991	Yelding 6				
	Biggio 2		Finley 8				
	Doran 4		Biggio 2				
	Davis 3		Gonzalez 7				
	Wilson 9		Caminiti 5				
	Anthony 7		Bagwell 3				
	Caminiti 5		Rhodes 9				
	Ramirez 6		McLemore 4				
	Scott 1		Scott 1				

ALL-TIME HOUSTON ROSTER THROUGH 1991

Includes all players who have participated in one or more official
National League games, 1962 through 1991

-A-

Adlesh, Dave (C) - 1963-64-65-66-67-68
Aterir, Troy (C) - 1987
Agee, Tommie (OF) - 1973
Agosto, Juan (LHP) - 1987-88-89-90
Alou, Jesus (OF) - 1969-70-71-72-73-78-79
Amalfitano, Joe (IF) - 1962
Andersen, Larry (RHP) - 1986-87-88-89-90
Anderson, John (RHP) - 1962
Andrews, Rob (IF) - 1975-76
Andujar, Joaquin (RHP) - 1976-77-78-79-80-81-88
Anthony, Eric (OF) - 1989-90-91
Arlich, Don (LHP) - 1965-66
Ashby, Alan (C) - 1979-80-81-82-83-84-85-86-87-88-89
Aspromonte, Bob (IF) - 1962-63-64-65-66-67-68

-B-

Bagwell, Jeff (IF) - 1991
Bailey, Mark (C) - 1984-85-86-87-88
Baldwin, Jeff (OF) - 1990
Baldwin, Reggie (C) - 1978-79
Bales, Lee (IF) - 1967
Bannister, Alan (IF) - 1984
Bannister, Floyd (LHP) - 1977-78
Barlow, Mike (RHP) - 1976
Bass, Kevin (OF) - 1982-83-84-85-86-87-88-89
Bateman, John (C) - 1963-64-65-66-67-68
Batista, Raphael (1B) - 1973, 75
Beauchamp, Jim (OF) - 1964-65-70
Belinsky, Bo (LHP) - 1967
Bell, Buddy (IF) - 1988
Bergman, Dave (1B-OF) - 1978-79-80
Berra, Dale (IF) - 1987
Biancalana, Buddy (IF) - 1987
Biggio, Craig (C/IF) - 1988-89-90-91
Billingham, Jack (RHP) - 1969-70-71
Bjorkman, George (C) - 1983
Blasingame, Wade (LHP) - 1967-68-69-70-71
Blefary, Curt (1B) - 1969
Bochy, Bruce (C) - 1978-79-80
Bond, Walt (1B) - 1964-65
Boone, Dan (RHP) - 1982
Boswell, Ken (IF) - 1975-76-77
Bouton, Jim (RHP) - 1969-70
Bowen, Ryan (RHP) - 1991
Bradey, Don (RHP) - 1964
Brand, Ron (C) - 1965-66-67-68
Brandt, Jackie (OF) - 1967
Brown, Hal (RHP) - 1963-64
Brown, Ollie (OF) - 1974
Browne, Byron (OF) - 1968
Browne, Pidge (1B) - 1962
Bruce, Bob (RHP) - 1962-63-64-65-66
Brunet, George (LHP) - 1962-63
Bryant, Don (C) - 1969-70
Buddin, Don (IF) - 1962
Bullock, Eric (OF) - 1985-86
Busby, Jim (C) - 1962
Busse, Ray (IF) - 1971-73-74
Buzhardt, John (RHP) - 1967-68

-C-

Cabell, Eros (IF) - 1975-76-77-78-79-80-84-85
Cacek, Craig (IF) - 1977
Calhoun, Jeff (LHP) - 1984-85-86
Camacho, Ernie (RHP) - 1988
Caminiti, Ken (IF) - 1987-88-89-90-91
Campbell, Dave (IF) - 1973-74
Campbell, Jim (C) - 1982-63
Candaele, Casey (IF) - 1988, 90-91
Cannon, Joe (OF) - 1977-78
Cano, Jose (RHP) - 1989
Capel, Mike (RHP) - 1981
Cappuzzello, George (LHP) - 1982

Cardinal, Randy (RHP) - 1963
Carpin, Frank (LHP) - 1966
Cedeno, Andujar (IF) - 1990-91
Cedeno, Cesar (OF) - 1970-71-72-73-74-75-76-77-78-79-80-81
Cerv, Bob (OF) - 1962
Childress, Rocky (RHP) - 1987-88
Chiles, Rich (OF) - 1971-72-76
Cicotte, Al (RHP) - 1962
Clancy, Jim (RHP) - 1989-90-91
Clark, Terry (RHP) - 1990
Colbert, Nate (1B) - 1962
Cook, Ron (LHP) - 1970-71
Coombs, Danny (LHP) - 1963-64-65-66-67-68-69
Cooper, Gary (IF) - 1991
Corst, Jim (RHP) - 1991
Cosgrove, Mike (LHP) - 1972-73-74-75-76
Crawford, Jim (RHP) - 1973-75
Crawford, Willie (OF) - 1977
Cruz, Jose (OF) - 1975-76-77-78-79-80-81-82-83-84-85-86-87
Cuellar, Mike (LHP) - 1965-66-67-68
Culver, George (RHP) - 1970-71-72

-D-

DaVanon, Jerry (IF) - 1975-76
Dahl, Jay (LHP) - 1963
Darwin, Danny (RHP) - 1986-87-88-89-90
Davidson, Mark (OF) - 1989-90-91
Davis, Brock (OF) - 1963-64-66
Davis, Glenn (IF) - 1984-85-86-87-88-89-90
Davis, Ron (OF) - 1962-66-67-68
Davis, Tommy (OF) - 1969-70
Dawley, Bill (RHP) - 1983-84-85
de la Rosa, Jesus (OF) - 1974
de los Santos, Ramon (LHP) - 1974
Deshaies, Jim (LHP) - 1985-86-87-88-89-90-91
Dickson, Jim (RHP) - 1963
Dierker, Larry (RHP) - 1964-65-66-67-68-69-70-71-72-73-74-75-76
DiLauro, Jack (LHP) - 1970
DiPino, Frank (LHP) - 1982-83-84-85-86
Dixon, Tom (RHP) - 1977-78-79
Doran, Bill (IF) - 1982-83-84-85-86-87-88-89-90
Drew, Cameron (OF) - 1988
Driessen, Dan (IF) - 1986
Drott, Dick (RHP) - 1962-63
Drumright, Keith (IF) - 1978
Dukes, Tom (RHP) - 1967-68

-E-

Eartley, Arnold (LHP) - 1967
Easter, Mike (OF) - 1973-74-75
Edwards, John (C) - 1969-70-71-72-73-74
Eilers, Dave (RHP) - 1967
Eusebio, Tony (C) - 1991

-F-

Farrell, Dick (RHP) - 1962-63-64-65-66-67
Fazio, Ernie (IF) - 1962-63
Fenwick, Bob (IF) - 1972
Ferguson, Joe (C) - 1977-78
Finley, Steve (OF) - 1991
Fischlin, Mike (IF) - 1977-78-80
Fisher, John (OF) - 1988
Fisher, Brian (RHP) - 1990
Forsch, Bob (RHP) - 1988-89
Forsch, Ken (RHP) - 1970-71-72-73-74-75-76-77-78-79-80
Fox, Nellie (IF) - 1964-65
Freese, Gene (IF) - 1966
Fuller, Jim (OF) - 1977
Funk, Tom (LHP) - 1986

-G-

Gaines, Joe (OF) - 1964-65-66
Gainey, Ty (OF) - 1985-86-87-88
Gallagher, Bob (OF) - 1973-74

Garcia, Kiko (IF) - 1981-82
Gardner, Art (OF) - 1975,77
Gardner, Chris (RHP) - 1991
Garner, Phil (IF) - 1981-82-83-84-85-86-87
Gedman, Rich (C) - 1990
Geiger, Gary (OF) - 1969-70
Gentile, Jim (1B) - 1965-66
Gernert, Dick (1B) - 1962
Geronimo, Cesar (OF) - 1969-70-71
Gibbon, Joe (LHP) - 1972
Giusti, Dave (RHP) - 1962-63-64-65-66-67-68
Gladding, Fred (RHP) - 1968-69-70-71-72-73
Golden, Jim (RHP) - 1962-63
Gonzalez, Julio (IF) - 1977-78-79-80
Gonzalez, Luis (OF) - 1990-91
Goodman, Billy (IF) - 1962
Goss, Howie (OF) - 1963
Gotay, Julio (IF) - 1966-67-68-69
Granger, Wayne (RHP) - 1975
Greif, Bill (RHP) - 1971
Griffin, Tom (RHP) - 1969-79-71-72-73-74-75-76
Gross, Greg (OF) - 1973-74-75-76, 89
Grote, Jerry (C) - 1963-64
Guinn, Skip (LHP) - 1969,71
Gullickson, Bill (RHP) - 1990

-H-

Hardy, Carroll (OF) - 1963-64
Hardy, Larry (RHP) - 1976
Harnisch, Pete (RHP) - 1991
Harris, Alonzo (OF) - 1967
Harris, Buddy (P) - 1970-71
Harrison, Chuck (1B) - 1965-66-67
Hartman, J.C. (IF) - 1962-63
Hatcher, Billy (OF) - 1986-87-88-89
Heath, Bill (C) - 1966-67
Heathcock, Jeff (P) - 1983-84-85,87-88
Heap, Danny (OF) - 1979-80-81-82
Heist, Al (OF) - 1962
Helms, Tommy (IF) - 1972-73-74-75
Henderson, Steve (OF) - 1988
Hennis, Randy (RHP) - 1990
Henry, Bill (LHP) - 1969
Henry, Dwayne (RHP) - 1991
Hernandez, Manny (RHP) - 1986-87
Hernandez, Xavier (RHP) - 1990
Herrera, Jose (1B) - 1967-68
Herrmann, Ed (C) - 1976-77-78
Hertz, Steve (IF) - 1964
Hiatt, Jack (C) - 1971
Hoerner, Joe (LHP) - 1963-64
Hoffman, John (C) - 1964-65
House, Pat (LHP) - 1967-68
Householder, Paul (OF) - 1987
Howard, Larry (C) - 1970-71-72
Howard, Wilbur (OF) - 1974-75-76-77-78
Howe, Art (IF) - 1976-77-78-79-80-81-82

-I-

Ivie, Mike (IF) - 1981-82

-J-

Jackson, Chuck (IF) - 1987-88
Jackson, Sonny (IF) - 1963-64-65-66-67
Javier, Ignacio (OF) - 1976
Johnson, Clifford (OF) - 1972-73-74-75-76-77
Johnson, Jerry (RHP) - 1974
Johnson, Ken (RHP) - 1962-63-64-65
Jones, Chris (OF) - 1985
Jones, Gordon (RHP) - 1964-65
Jones, Jimmy (RHP) - 1991
Juden, Jeff (RHP) - 1991
Jutze, Skip (C) - 1973-74-75-76

-K-

Kasko, Eddie (IF) - 1964-65
Kelleher, Mick (IF) - 1974
Kemmerer, Russ (RHP) - 1962-63
Keough, Matt (RHP) - 1986
Kerfeld, Charley (RHP) - 1985-86-87, 90
Kile, Darryl (RHP) - 1991
King, Hal (C) - 1967-68
Knepper, Bob (LHP) - 1981-82-83-84-85-86-87-88-89

Knicely, Alan (C) - 1979-80-81-82-83
Knight, Ray (IF) - 1982-83-84
Knudson, Mark (RHP) - 1985-86
Konieczny, Doug (RHP) - 1973-74-75-77
Kroll, Gary (RHP) - 1966

-L-

LaCorte, Frank (RHP) - 1979-80-81-82-83
LaCoss, Mike (RHP) - 1982-83-84
Ladd, Peter (RHP) - 1979
Lamabe, Jack (RHP) - 1965
Lampard, Keith (1B) - 1969-70
Landestoy, Rafael (IF) - 1978-79-80-81
Landis, Jim (OF) - 1967
Larker, Norm (1B) - 1962
Larsen, Don (RHP) - 1964-65
Larson, Dan (RHP) - 1976-77
Latman, Barry (RHP) - 1966-67
Lee, Don (RHP) - 1965-66
Lemaster, Denny (LHP) - 1968-69-70-71
Lemongello, Mark (RHP) - 1976-77-78
Leonard, Jeff (OF) - 1978-79-80-81
Lillis, Bob (IF) - 1962-63-64-65-66-67
Lofton, Kenny (OF) - 1991
Lombardozzi, Steve (IF) - 1989-90
Lopes, Davey (IF-OF) - 1986-87
Lopez, Aurelio (RHP) - 1986-87
Loucks, Scott (OF) - 1980-81-82-83

-M-

MacKenzie, Ken (LHP) - 1965
Madden, Mike (LHP) - 1983-84-85-86
Mahoney, Jim (IF) - 1965
Mallicoat, Rob (LHP) - 1987, 1991
Mantilla, Felix (IF) - 1969-70-71
Marshall, Mike (RHP) - 1970
Martinez, Marty (IF) - 1969-70-71
Mason, Roger (RHP) - 1989
Mathews, Eddie (IF) - 1967
Mathis, Ron (RHP) - 1985,87
May, Lee (1B) - 1972-73-74
May, Milt (C) - 1974-75
Mayberry, John (1B) - 1968-69-70-71
Maye, Lee (OF) - 1968-69-70
McFadden, Leon (IF) - 1968-69-70
McGriff, Terry (C) - 1990
McLaughlin, Mike "Bo" (RHP) - 1976-77-78-79
McLemore, Mark (IF) - 1991
McMahon, Don (RHP) - 1962-63
Meads, Dave (LHP) - 1987-88
Meadows, Louie (OF) - 1986,88-89-90
Mejias, Roman (OF) - 1962
Mendoza, Mike (RHP) - 1979
Menke, Denis (IF) - 1968-69-70-71-74
Metzger, Roger (IF) - 1971-72-73-74-75-76-77-78
Meyer, Brian (RHP) - 1988-89-90
Milbourne, Larry (IF) - 1974-75-76
Miller, Norm (OF) - 1965-66-67-68-69-70-71-72
Mizerock, John (C) - 1983-84-85-86
Moffitt, Randy (RHP) - 1982
Monteagudo, Aurelio (RHP) - 1966
Montalvo, Rafael (RHP) - 1986
Moreno, Omar (OF) - 1983
Morgan, Joe (IF) - 1963-64-65-66-67-68-69-70-71, 80
Mota, Andy (IF) - 1991
Mumphrey, Jerry (OF) - 1983-84-85
Murrell, Ivan (OF) - 1963-64-67-68

-N-

Nagy, Mike (RHP) - 1974
Nichols, Carl (C) - 1989-90-91
Nicholson, Dave (OF) - 1966
Niekro, Joe (RHP) - 1975-76-77-78-79-80-81-82-83-84-85
Niemann, Randy (LHP) - 1979-80
Nottebart, Don (RHP) - 1963-64-65

-O-

O'Bradovich, Jim (1B) - 1978
Oberkfell, Ken (IF) - 1990-91
Ortiz, Javier (OF) - 1990-91
Osinski, Dan (RHP) - 1970
Osteen, Claude (LHP) - 1974
Osuna, Al (LHP) - 1990-91
Owens, Jim (RHP) - 1964-65-66-67

-P-

Paciorek, John (OF) - 1963
Pankovits, Jim (IF) - 1984-85-86-87-88
Pena, Bert (IF) 1981-83-84-85-86-87
Pendleton, Jim (OF) - 1962
Pentz, Eugene (RHP) - 1976-77-78
Pepitone, Joe (1B) - 1970
Pittman, Joe (IF) - 1981-82
Pizarro, Juan (LHP) - 1973
Pladson, Gordon (RHP) - 1979-80-81-82
Pointer, Aaron (OF) - 1963-66-67
Portugal, Mark (RHP) - 1989-90-91
Puhl, Terry (OF) - 1977-78-79-80-81-82-
83-84-85-86-87-88-89-90
Pujols, Luis, (C) - 1977-78-79-80-81-82-83

-R-

Rader, Doug (IF) - 1967-68-69-70-71-72-
73-74-75
Ramirez, Rafael (IF) - 1988-89-90-91
Ranew, Merritt (IF) - 1962
Ratliff, Gene (1B) - 1965
Ray, Jim (RHP) - 1965-66-68-69-70-71-
72-73
Ray, Larry (OF) - 1982
Raymond, Claude (RHP) - 1964-65-66-67
Reed, Howie (RHP) - 1967
Reuss, Jerry (LHP) - 1972-73
Reynolds, Craig (IF) - 1979-80-81-82-83-
84-85-86-87-88-89
Reynolds, Ronn (C) - 1987
Rhoden, Rick (RHP) - 1989
Rhodes, Karl (OF) - 1990-91
Riccelli, Frank (LHP) - 1978-79
Richard, J.R. (RHP) - 1971-72-73-74-75-
76-77-78-79-80-81-82
Richardt, Mike (IF) - 1984-85
Rivera, German (OF) - 1985
Roberge, Bert (RHP) - 1979-80-82
Roberts, Dave A. (LHP) - 1972-73-74-75
Roberts, Dave L. (OF) - 1962-64
Roberts, Dave W. (IF-OF-C) - 1981
Roberts, Leon (OF) - 1976-77
Roberts, Robin (RHP) - 1965-66
Rohde, Dave (IF) - 1990-91
Rondon, Gilbert (RHP) - 1976
Ross, Mark (RHP) - 1982-84-85
Ruhle, Vern (RHP) - 1978-79-80-81-82-
83-84
Runnels, Pete (IF) - 1963-64
Ryan, Nolan (RHP) - 1980-81-82-83-84-
85-86-87-88

-S-

Sambito, Joe (LHP) - 1976-77-78-79-80-
81-82-84
Schatzeder, Dan (LHP) - 1989-90
Scherman, Fred (LHP) - 1974-75
Schilling, Curt (RHP) - 1991
Schlueter, Jay (OF) - 1971
Schneider, Dan (LHP) - 1967-69
Scott, Mike (RHP) - 1983-84-85-86-87-88-
89-90-91
Scott, Tony (OF) - 1981-82-83-84
Sembera, Carroll (RHP) - 1965-66-67
Servais, Scott (C) - 1991
Sexton, Jimmy (IF) - 1978-79
Shantz, Bobby (LHP) - 1962
Shea, Steve (RHP) - 1968
Sherry, Larry (RHP) - 1967
Siebert, Paul (LHP) - 1974-75-76
Simpson, Dick (OF) - 1968
Simms, Mike (IF) - 1990-91
Sims, Greg (OF) - 1966
Smajistria, Craig (IF) - 1988
Smith, Billy (LHP) - 1981
Smith, Dave (RHP) - 1980-81-82-83-84-
85-86-87-88-89-90
Smith, Hal (C) - 1962-63
Solano, Julio (RHP) - 1983-84-85-86-87
Sosa, Jose (RHP) - 1975-76
Spangler, Al (OF) - 1962-63-64-65
Sperring, Rob (IF) - 1977
Spilman, Harry (IF) - 1981-82-83-84-85-
88-89
Spinks, Scipio (RHP) - 1969-70-71
Sprowl, Bobby (LHP) - 1979-80-81
Stanton, Mike (RHP) - 1975

Staub, Rusty (OF) - 1963-64-65-66-67-68
Stewart, Jimmy (IF) - 1972-73
Stinson, Bob (C) - 1972
Stone, Dean (LHP) - 1962
Stubbs, Franklin (IF) - 1990
Sutherland, Gary (IF) - 1972-73
Sutton, Don (RHP) - 1981-82

-T-

Taussig, Don (OF) - 1962
Taveras, Alex (IF) - 1976
Taylor, Ron (RHP) - 1965-66
Temple, Johnny (IF) - 1962-63
Thomas, Derrel (IF) - 1971
Thomas, Frank (OF) - 1965
Thomas, Lee (OF) - 1968
Thomas, Roy (RHP) - 1977
Thor, Dickie (IF) - 1981-82-83-84-85-86-
87
Thornton, Otis (C) - 1973
Throop, George (RHP) - 1979
Tiefenauer, Bob (RHP) - 1962
Tolentino, Jose (IF) - 1991
Tolman, Tim (OF) - 1981-82-83-84-85
Torres, Hector (IF) - 1968-69-70-73
Trevino, Alex (C) - 1988-89-90
Triandos, Gus (C) - 1965

-U-

Umbricht, Jim (RHP) - 1962-63
Upshaw, Cecil (RHP) - 1973

-V-

Valdespino, Sandy (OF) - 1969
Vaughan, Glenn (IF) - 1963
Von Hoff, Bruce (RHP) - 1965-67

-W-

Walker, Tony (OF) - 1986
Waller, Tye (OF) - 1987
Walling, Denny (OF-IF) - 1977-78-79-80-
81-82-83-84-85-86-87-88
Walton, Danny (1B) - 1968,77
Warthen, Dan (LHP) - 1978
Warwick, Carl (OF) - 1962-63
Washington, Ron (IF) - 1989
Watkins, Bob (RHP) - 1969
Watson, Bob (1B) - 1966-67-68-69-70-71-
72-73-74-75-76-77-78-79
Weekly, Johnny (OF) - 1962-63-64
White, Mike (OF) - 1963-64-65
Wiedenbauer, Tom (OF) - 1979
Wiegand, Tom (C) - 1984
Wilkins, Dean (RHP) - 1991
Williams, Brian (RHP) - 1991
Williams, George (IF) - 1962
Williams, Rick (RHP) - 1978-79
Willis, Ron (RHP) - 1969
Wilson, Don (RHP) - 1966-67-68-69-70-
71-72-73-74
Wilson, Gary (RHP) - 1979
Wilson, Glenn (OF) - 1989-90
Wine, Robbie (C) - 1986-87
Witt, George (RHP) - 1962
Womack, Dooley (RHP) - 1969
Woodshick, Hal (LHP) - 1962-63-64-65
Woods, Gary (OF) - 1980-81
Wynn, Jim (OF) - 1963-64-65-66-67-68-
69-70-71-72-73

-Y-

Yelding, Eric (IF) - 1989-90-91
Yellen, Larry (RHP) - 1963-64
York, Jim (RHP) - 1972-73-74-75
Young, Gerald (OF) - 1987-88-89-90-91
Yount, Larry (RHP) - 1971

-Z-

Zachry, Chris (RHP) - 1963-64-65-66-67
Zamora, Oscar (RHP) - 1978

ALL-TIME HOUSTON COACHES

Adair, Jimmy-1962-63-64-65	Jones, Deacon-1976-77-78-79-80-81-82
Alou, Jesus-1979	Jones, Gordon-1966-67
Berra, Yogi-1986-87-88-89	Kittle, Hub-1971-72-73-74-75
Bragan, Bobby-1962	Leppert, Don-1980-81-82-83-84-85
Busby, Jim-1962-63-64-65-66-67	Lillis, Bob-1973-74-75-76-77-78-79-80-81-82
Clines, Gene-1988	Menke, Denis-1983-84-85-86-87-88
Cluck, Bob-1979, 90-91	Moss, Les-1982-83-84-85-86-87-88-89
Courtney, Clint-1965	McGaha, Mel-1968-69-70
Craig, Roger-1974-75	Napoleon, Ed-1989-90
Deal, Cot-1962-63-64-83-84-85	Ott, Ed-1989-90-91
Fox, Nellie-1965-66-67	Owens, Jim-1967-68-69-70-71-72
Galante, Matt-1985-86-87-88-89-90-91	Parker, Salty-1968-69-70-71-72
Garner, Phil-1989-90-91	Pacheco, Tony-1976-77-78-79-82
Gomez, Preston-1973-74	Pollet, Howie-1965
Hancken, Buddy-1968-69-70-71-72	Tenace, Gene-1986-87
Harris, Luman-1962-63-64	Walker, Jerry-1983-84-85
Hatton, Grady-1973-74	Williams, Jim-1975
Heist, Al-1966-67	Wright, Mel-1976-77-78-79-80-81-82
Hill, Marc-1988	
Jaramillo, Rudy-1990-91	

ASTROS AWARD WINNERS

CY YOUNG

Mike Scott.....	1986
-----------------	------

JACKIE ROBINSON ROOKIE OF THE YEAR

Jeff Bagwell.....	1991
-------------------	------

MANAGER OF THE YEAR

Hal Lanier.....	1986
-----------------	------

SPORTING NEWS NL ROOKIE OF THE YEAR

Joe Morgan	1965
Greg Gross	1973
Jeff Bagwell	1991

SPORTING NEWS NL SILVER SLUGGER TEAM

(Established 1980)

Dickie Thon.....	1983
Jose Cruz.....	1983
Jose Cruz.....	1984
Glenn Davis.....	1986
Craig Biggio.....	1989

Houston's eight no-hitters in its 30-year history tie them with California for the most by any major league franchise over that span and place them ahead of such clubs as St. Louis (seven), Pittsburgh and Philadelphia (six) and Detroit (five) on the all-time list. Over the past 30 years, Houston and California are followed by Los Angeles (seven), Cincinnati (six), and the Chicago Cubs, San Francisco, and Texas (four).

HOUSTON ALL-STAR GAME SELECTIONS

PITCHERS

		IP	H	R	ER	BB	SO	
1962	Dick Farrell	1.0	3	3	3	1	2	
1963	Hal Woodeshick	2.0	1	0	0	1	3	
1964	Dick Farrell	2.0	2	1	1	1	1	
1965	Dick Farrell	1.0	0	0	0	1	0	
1966	Claude Raymond	(Did Not Play)						
1967	Mike Cuellar	2.0	1	0	0	0	2	
1969	Larry Dierker	0.1	1	0	0	0	0	
1971	Larry Dierker	(Did Not Play-Injured)						
	Don Wilson	2.0	0	0	0	1	2	
1976	Ken Forsch	1.0	0	0	0	0	1	
1977	Joaquin Andujar	(Did Not Play-Injured)						
1979	Joaquin Andujar	2.0	2	2	1	1	0	
	Joe Niekro	(Did Not Play)						
	Joe Sambito	0.2	0	0	0	1	0	
1980	J.R. Richard*	2.0	1	0	0	2	3	
1981	Bob Knepper	2.0	1	0	0	2	3	
	Nolan Ryan	1.0	0	0	0	0	1	
1983	Bill Dawley	1.1	1	0	0	0	1	
1985	Nolan Ryan	3.0	2	0	0	2	2	
1986	Mike Scott	1.0	1	1	1	0	2	
	Dave Smith	(Did Not Play)						
1987	Mike Scott*	2.0	1	0	0	0	1	
1988	Bob Knepper	1.0	2	1	1	1	0	
1989	Mike Scott	(Did Not Play-Injured)						
1990	Dave Smith	0.2	1	0	0	2	1	
1991	Pete Harnisch	1.0	2	0	0	0	1	

* Starter

PLAYERS

		AB	R	H	RBI	PO	A	E
1966	Joe Morgan*	(Did Not Play - Injured)						
1967	Rusty Staub	1	0	1	0	0	0	0
	Jimmy Wynn	1	0	1	0	0	0	0
1968	Rusty Staub	1	0	0	0	0	0	0
1969	Denis Menke	1	0	0	0	1	0	0
1970	Denis Menke	0	0	0	0	2	1	0
	Joe Morgan	2	1	1	0	1	2	0
1972	Cesar Cedeno	2	1	1	0	0	0	0
	Lee May*	4	0	1	1	13	2	0
1973	Cesar Cedeno*	3	0	1	1	3	0	0
	Bob Watson	0	0	0	0	0	0	0
1974	Cesar Cedeno	2	0	0	0	2	0	0
1975	Bob Watson	1	0	0	0	0	0	0
1976	Cesar Cedeno	2	1	1	2	1	0	0
1978	Terry Puhl	(Did Not Play)						
1979	Craig Reynolds	2	0	0	0	0	1	0
1980	Jose Cruz	(Did Not Play)						
1982	Ray Knight	3	0	0	0	1	4	0
1983	Dickie Thon	3	0	1	0	0	2	0
1984	Jerry Mumphrey	1	0	0	0	0	0	0
1985	Jose Cruz	1	0	0	0	0	0	0
1986	Kevin Bass	1	0	0	0	0	0	0
	Glenn Davis	1	0	0	0	0	0	0
1989	Glenn Davis	1	1	1	0	0	0	0
1991	Craig Biggio	1	0	0	0	2	0	1

* Starter

HOUSTON ASTROS PLAYOFF HISTORY

1980 NATIONAL LEAGUE CHAMPIONSHIP SERIES

In 1980, the Houston Astros claimed their first title as National League Western Division Champions. They then met the Philadelphia Phillies in the 1980 NLCS in what turned out to be one of the most exciting series in League Championship history.

In Game One, the Astros took a 1-0 lead with a run in the third inning off Philly starter Steve Carlton in Philadelphia's Veterans Stadium. However, Phillies leftfielder Greg Luzinski blasted a two-run home run off Ken Forsch in the sixth and Philadelphia went on to take the first game, 3-1.

In Game Two at the Vet, the two clubs played the first of what would be four straight extra innings games. Once again Houston scored first with a single run in the third. The Phillies took a 2-1 lead with a pair of runs in the fourth only to have the Astros tie the game in the seventh. Each team scored a run in the eighth to send it into the tenth where Houston scored four times to even the series at one game each with a 7-4 triumph.

For Game Three, the two clubs moved to Houston's Astrodome where things really got exciting. In the third game of the best-of-five set, each club held the other scoreless through 10 innings. In the bottom of the eleventh, Joe Morgan led off with a triple to right-center. Morgan was lifted for pinch-runner Rafael Landestoy and two intentional walks were issued to load the bases. Denny Walling lofted a fly ball to left field, Landestoy tagged up and scored the only run of the game to give Houston a 2-1 edge in the series.

Game Four had everything a baseball game could have, including tremendous controversy. After all the arguing and a delay to confer with National League President Chub Feeney, the Phillies had evened the series once again with a 5-3 win in 10 innings.

The final game of the series, Game Five, was a culmination of what the previous four games had to offer. The Astros scored a single run in the bottom of the first, only to have the Phillies take a 2-1 lead with two runs in the second inning. Houston tied the game in the sixth and then exploded for three runs in their half of the seventh. Only six outs away from the National League pennant, Houston surrendered five runs to the Phils in the top of the eighth. But the never-say-die Astros scored two runs in its half of the eighth and the game once again went into extra innings. Philadelphia wasted no time and scored a single run in the top of the tenth to take an 8-7 decision and the National League flag.



Pinch runner Rafael Landestoy celebrates, while Phillies catcher Keith Moreland waits for the late throw from outfield as the Astros took a 2-1 lead in the series with a 1-0, 11-inning victory.

1980 CHAMPIONSHIP SERIES HOUSTON ASTROS

PLAYER	AVG.	G	AB	R	H	TB	2B	3B	HR	RBI	SH	SF	BB	HP	SO	SB	CS
Andujar	---	1	0	0	0	0	0	0	0	0	0	0	0	0	0	0	0
Ashby	.125	2	8	0	1	1	0	0	0	1	0	0	0	0	0	0	0
Bergman	.333	4	3	0	1	3	0	1	0	2	0	0	0	0	0	0	0
Bochy	.000	1	1	0	0	0	0	0	0	0	0	0	0	0	0	0	0
Cabell	.238	5	21	1	5	6	1	0	0	0	3	0	1	0	3	0	1
Cedeno	.182	3	11	1	2	2	0	0	0	1	0	0	1	0	0	0	0
Cruz	.400	5	15	3	6	9	1	1	0	4	0	0	8	0	1	0	0
Forsch	1.000	2	2	0	2	2	0	0	0	0	1	0	0	0	0	0	0
Heep	.000	1	1	0	0	0	0	0	0	0	0	0	0	0	0	0	0
Howe	.200	5	15	0	3	6	1	1	0	2	0	1	2	0	2	0	0
La Corte	.000	2	1	0	0	0	0	0	0	0	0	0	0	0	0	0	0
Landestoy	.222	5	9	3	2	2	0	0	0	2	0	0	1	0	0	1	0
Leonard	.000	3	3	0	0	0	0	0	0	0	0	0	0	0	2	0	0
Morgan	.154	4	13	1	2	5	1	1	0	0	0	0	6	0	1	0	0
Niekro	.000	1	3	0	0	0	0	0	0	0	0	0	0	0	1	0	0
Puhl	.526	5	19	4	10	12	2	0	0	3	0	0	3	0	2	2	0
Pujols	.100	4	10	1	1	3	0	1	0	0	0	0	3	0	0	0	0
Reynolds	.154	4	13	2	2	3	1	0	0	0	1	0	3	0	0	0	0
Ruhle	.000	1	3	0	0	0	0	0	0	0	0	0	0	0	1	0	0
Ryan	.000	2	4	1	0	0	0	0	0	0	1	0	1	0	2	0	0
Sambito	.000	3	0	0	0	0	0	0	0	0	1	0	0	0	0	0	0
Smith	---	3	0	0	0	0	0	0	0	0	0	0	0	0	0	0	0
Walling	.111	3	9	2	1	1	0	0	0	2	0	1	1	0	0	0	0
Woods	.250	4	8	0	2	2	0	0	0	1	0	0	1	0	3	1	0
TEAM	.233	5	172	19	40	57	7	5	0	18	7	2	31	0	19	4	1

ERRORS: 3

DOUBLE PLAYS: 4

LEFT ON BASE: 45

PITCHER	ERA	W	L	G	GS	CG	GF	SV	SHO	IP	H	ER	R	HR	BB	HB	SO
Andujar	0.00	0	0	1	0	0	1	1	0	1.0	0	0	0	0	1	0	0
Forsch	4.15	0	1	2	1	1	0	0	0	8.2	10	4	4	1	1	0	6
LaCorte	3.00	1	1	2	0	0	1	0	0	3.0	7	1	2	0	2	0	2
Niekro	0.00	0	0	1	1	0	0	0	0	10.0	6	0	0	0	1	1	2
Ruhle	3.86	0	0	1	1	0	0	0	0	7.0	8	3	3	0	1	0	3
Ryan	5.50	0	0	2	2	0	0	0	0	13.1	16	8	8	0	3	0	14
Sambito	4.91	0	1	3	0	0	1	0	0	3.2	4	2	2	0	2	0	6
Smith	4.50	1	0	3	0	0	1	0	0	2.1	4	1	1	0	2	0	4
TEAM	3.49	2	3	5	5	1	4	1	1	49.0	55	19	20	1	13	1	37

GAME SUMMARIES

Date	Home Team	Score	R	H	E	TIME	ATTEND.
October 7 Tuesday-n	Houston	0 0 1	0	0	0	1 7 0	
	Philadelphia	0 0 0	0	0	2	3 8 1	2:35 65,277

CARLTON, McGraw (8) and Boone
HR: Phil (1) Luzinski

Date	Home Team	Score	R	H	E	TIME	ATTEND.
October 8 Wednesday-n	Houston	0 0 1	0	0	0	7 8 1	
	Philadelphia	0 0 0	2	0	0	4 14 2	3:34 65,476

Ryan, Sambito (7), Smith (7), LaCORTE (9), Andujar (10) and Ashby
Ruthven, McGraw (8) REED (9), Saucier (10) and Boone

Date	Home Team	Score	R	H	E	TIME	ATTEND.
October 10 Friday-n	Philadelphia	0 0 0	0	0	0	0 7 1	
	Houston	0 0 0	0	0	0	1 6 1	3:22 44,443

Christenson, Noles (7), McGRAW (8) and Boone, Moreland (11)
Niekro, SMITH (11) and Pujols

Date	Home Team	Score	R	H	E	TIME	ATTEND.
October 11 Saturday-d	Philadelphia	0 0 0	0	0	0	5 13 0	
	Houston	0 0 0	1	1	0	3 5 1	3:55 44,952

Carlton, Noles (6), Saucier (7), Reed (7), BRUSSTAR (8), McGraw (10) and Boone
Ruhle, Smith (8), SAMBITO and Pujols, Bochy (8)

Date	Home Team	Score	R	H	E	TIME	ATTEND.
October 12 Sunday-n	Philadelphia	0 0 2	0	0	0	8 13 2	
	Houston	1 0 0	0	0	1	7 14 0	3:38 44,802

Bystrom, Brusstar (6), Christenson (7), Reed (7), McGraw (8), RUTHVEN (9) and Boone
Ryan, Sambito (8), Forsch (8), LaCORTE (9) and Pujols, Ashby (7)

1981 NATIONAL LEAGUE WESTERN DIVISIONAL SERIES

Taking full advantage of the split season created in 1981, the Astros overcame a slow start and won the 'second' season with a 33-20 record. They then met the first half champs, the Los Angeles Dodgers, in a best-of-five series to decide the NL West Championship.

In the first game of the series in Houston, Fernando Valenzuela and Nolan Ryan battled equally for eight and one-half innings, each surrendering just one run. Then, in the bottom of the ninth with two out and Craig Reynolds at first, Houston catcher Alan Ashby crushed a pitch from LA reliever Dave Stewart into the right field seats for a game winning two-run home run.

Game Two of the series matched the first game for excitement with an equally dramatic ending. For 10 innings, Houston and Los Angeles played scoreless baseball. But in the Astros half of the 11th inning, Phil Garner and Tony Scott each singled to open the frame. After Jose Cruz flied to left, Cesar Cedeno was intentionally walked to load the bases. Art Howe then struck out to bring pinch-hitter Denny Walling to the plate. Walling sent the capacity crowd home happy by stroking a run-scoring, game-winning single to right as Houston took a commanding 2-0 lead in the best of five set with a 1-0 win.

The scene then switched to Los Angeles where the Dodger Stadium magic continued its spell over the Astros. In Game Three, the Dodgers pounced on Bob Knepper for three first inning runs and never looked back as Los Angeles made it two games to one with a 6-1 win.

The fourth game pitted rookie sensation Valenzuela against Vern Ruhle. Ruhle matched Valenzuela for four innings before Pedro Guerrero blasted a solo home run with two out in the fifth inning. Los Angeles added an insurance run in the seventh inning before Houston finally scored off Valenzuela in the top of the ninth, but the Dodgers held on to win 2-1 and even the series at two games apiece.

The deciding fifth game of the series pitted Jerry Reuss against Nolan Ryan. Once again the two pitchers matched each other for the first half of the game before the Dodgers scored three times in the bottom of the sixth. Behind the strength of Reuss' four-hit pitching, the Dodgers went on to take the game, 4-0, and the series, three games to two.



Catcher Alan Ashby finds a crowd of happy teammates waiting for him as he reaches home after slugging a game-winning, two-run, two-out homer in the first game of the Divisional Championship Series.

1981 DIVISIONAL SERIES HOUSTON ASTROS

PLAYER	AVG.	G	AB	R	H	TB	2B	3B	HR	RBI	SH	SF	HP	BB	SO	SB	CS
Ashby	.111	3	9	1	1	4	0	0	1	2	0	0	0	2	0	0	0
Cedeno	.231	4	13	0	3	4	1	0	0	0	0	0	0	2	2	2	2
Cruz	.300	5	20	0	6	7	1	0	0	0	0	0	0	1	3	1	0
Garcia	.000	2	4	0	0	0	0	0	0	0	0	0	0	1	0	0	0
Garner	.111	5	18	1	2	2	0	0	0	0	0	0	0	3	3	0	0
Howe	.235	5	17	1	4	7	0	0	1	1	0	0	0	2	1	0	0
Knepper	.000	1	1	0	0	0	0	0	0	0	0	0	0	0	0	0	0
La Corte	—	2	0	0	0	0	0	0	0	0	0	0	0	0	0	0	0
Niekro	.000	1	2	0	0	0	0	0	0	0	0	0	0	0	0	0	0
Pittman	.000	2	2	0	0	0	0	0	0	0	0	0	0	0	0	0	0
Puhl	.190	5	21	2	4	5	1	0	0	0	0	0	0	0	1	1	0
Pujols	.000	2	6	0	0	0	0	0	0	0	1	0	0	0	1	0	0
Reynolds	.333	2	3	1	1	1	0	0	0	0	0	0	0	0	1	0	0
Roberts	.000	1	1	0	0	0	0	0	0	0	0	0	0	0	1	0	0
Ruhle	.000	1	1	0	0	0	0	0	0	0	1	0	0	0	1	0	0
Ryan	.250	2	4	0	1	1	0	0	0	0	0	0	0	1	1	0	0
Sambito	—	2	0	0	0	0	0	0	0	0	0	0	0	0	0	0	0
Scott	.150	5	20	0	3	3	0	0	0	2	0	0	0	1	6	0	1
Smith, B.	—	1	0	0	0	0	0	0	0	0	0	0	0	0	0	0	0
Smith, D.	—	2	0	0	0	0	0	0	0	0	0	0	0	0	0	0	0
Spilman	.000	1	1	0	0	0	0	0	0	0	0	0	0	0	0	0	0
Thon	.182	4	11	0	2	2	0	0	0	0	0	0	0	1	0	0	0
Walling	.333	3	6	0	2	2	0	0	0	1	0	0	0	0	1	0	0
Woods	.000	2	2	0	0	0	0	0	0	0	0	0	0	0	1	0	0
TOTALS	.179	5	162	6	29	38	3	0	2	6	2	0	0	13	24	4	3

ERRORS: 5

DOUBLE PLAYS: 1

LEFT ON BASE: 32

PITCHER	ERA	W	L	G	GS	CG	GFSHO	SV	IP	H	R	ER	HR	BB	SO	WP
Knepper	5.40	0	1	1	1	0	0	0	5.0	6	3	3	1	2	4	1
La Corte	0.00	0	0	2	0	0	1	0	3.2	2	0	0	0	1	5	0
Niekro	0.00	0	0	1	1	0	0	0	8.0	7	0	0	0	3	4	0
Ruhle	2.25	0	1	1	1	1	0	0	8.0	4	2	2	1	2	1	0
Ryan	1.80	1	1	2	2	1	0	0	15.0	6	4	3	1	3	14	0
Sambito	16.20	1	0	2	0	0	1	0	1.2	5	3	3	0	2	2	0
Smith, B.	0.00	0	0	1	0	0	1	0	0.1	0	0	0	0	0	0	0
Smith, D.	3.86	0	0	2	0	0	0	0	2.1	2	1	1	0	0	4	0
TOTALS	2.45	2	3	5	5	2	3	1	44.0	32	13	12	3	13	34	1

GAME SUMMARIES

Date	Day	Opponent	R	H	E	TIME	ATTEND.
October 6	Tuesday-n	Los Angeles	0	0	0	1:00	
		Houston	0	0	0	0:02	2:22 44,836

Valenzuela, STEWART (9) and Scioscia
RYAN and Ashby
HR: Hou (1) Ashby; LA (1) Garvey

Date	Day	Opponent	R	H	E	TIME	ATTEND.
October 7	Wednesday-d	Los Angeles	0	0	0	0:00	
		Houston	0	0	0	0:00	3:39 42,398

Reuss, Howe (10), STEWART (11), Forster (11), Niedenfuer (11) and Scioscia,
Yeager (11)
Niekro, D. Smith (9) SAMBITO (11) and Pujols

Date	Day	Opponent	R	H	E	TIME	ATTEND.
October 9	Friday-d	Houston	0	0	1	0:00	
		Los Angeles	3	0	0	0:3 x	2:35 46,820

KNEPPER, LaCorte (6), Sambito (8), B. Smith (8) and Ashby
HOOTON, Howe (8), Welch (9) and Yeager
HR: Hou (1) Howe; LA (1) Garvey

Date	Day	Opponent	R	H	E	TIME	ATTEND.
October 10	Saturday-n	Houston	0	0	0	0:00	
		Los Angeles	0	0	0	0:10 x	2:00 55,983

RUHLE and Pujols
VALENZUELA and Scioscia
HR: LA (1) Guerrero

Date	Day	Opponent	R	H	E	TIME	ATTEND.
October 11	Sunday-d	Houston	0	0	0	0:00	
		Los Angeles	0	0	0	0:3 10 x	2:52 55,979

RYAN, D. Smith (7), La Corte (7) and Ashby
REUSS and Scioscia

1986 NATIONAL LEAGUE CHAMPIONSHIP SERIES

The Astros confounded the experts who tabbed them to lose 100 games prior to the 1986 season by running away with the Western Division by ten games and earning the right to meet the New York Mets, who had demolished the East by a final 21 1/2 game margin. The two clubs then locked horns in an epic series that concluded in the longest and possibly most exciting playoff game in history.

The Astros rode the pitching of Cy Young winner Mike Scott to take a one game lead in the NLCS with a 1-0 victory in Game One. Scott fanned 14 to become the first pitcher to toss a complete game 1-0 victory and Glenn Davis provided all the offense that was needed by homering in his first at bat. Davis became the third player in National League history to homer in his first career series at bat and he also collected Houston's first-ever NLCS homer.



Mike Scott – 1986 NLCS MVP

The Mets evened the series at a game each by jumping on Houston starter Nolan Ryan for five runs and the Mets Bob Ojeda pitched out of a series of jams as New York took Game Two, 5-1. Ryan held the Mets hitless through three innings, but they broke through with a pair of runs in the fourth and three in the fifth. Ojeda scattered 10 hits to toss a complete game.

Lenny Dykstra's two-run homer with one out in the bottom of the ninth gave the Mets a 6-5 win in Game Three and a 2-1 edge in the series. Houston held leads of 4-0 and 5-4 only to see the Mets come back. Bob Knepper shut the New Yorkers out until the sixth when Darryl Strawberry slammed a three-run homer, but the Astros bounced right back when Bill Doran scored an unearned run in the seventh. That lead held until the ninth when Wally Backman opened the inning on a bunt single and then scored one out later on Dykstra's homer.

Scott came back with another powerful outing in Game Four to even the series 2-2. He tossed his second straight complete game and Alan Ashby and Dickie Thon each homered in a 3-1 Astros win. Scott ran his scoreless inning streak to 16 before the Mets finally reached him for a run in the eighth. Ashby staked his batterymate to a 2-0 lead with a two-run homer in the second and Thon added insurance with a solo blast in the fifth.

Nolan Ryan and Dwight Gooden matched fastball for fastball in Game Five, but neither were around for the finish when Gary Carter slapped a single in the bottom of the 12th to give the Mets a 2-1 win and a 3-2 lead in the series. Gooden went the first ten innings scattering nine hits, but the veteran Ryan was even better. Ryan struck out 12 in nine innings, allowing just two hits and one run, despite pitching the last five innings on a badly sprained ankle. The Astros again scored first, but Strawberry knotted the game at 1-1 in the bottom of the fourth with a line-drive homer to right.

If the first five games of the series had been exciting, they still paled in comparison to the sixth and final game. The script was familiar, Houston jumped out to an early lead only to have the Mets rally, but this time the finish was even more dramatic. The Astros jumped on Bob Ojeda for three runs in the first, while Bob Knepper blanked New York until the ninth when the Mets chased him with three runs of their own. The game stayed tied until the top of the 14th when the Mets moved in front by a run. But Houston struck right back as Billy Hatcher drilled a one-out homer off the foul pole in left. The war of attrition then moved into the 16th inning and towards its fifth hour as New York scored three times for a seemingly safe lead. But Houston rallied for two in the bottom of the 16th before Jesse Orosco put out the final fire as the Mets captured the National League title with a 7-6 win.

1986 CHAMPIONSHIP SERIES HOUSTON ASTROS

PLAYER	AVG.	G	AB	R	H	TB	2B	3B	HR	RBI	SH	SF	HP	BB	SO	SB	CS
Ashby	.130	6	23	2	3	7	1	0	1	2	0	0	0	2	1	0	0
Bass	.292	6	24	0	7	9	2	0	0	0	0	0	0	4	4	2	3
Cruz	.192	6	26	0	5	5	0	0	0	2	0	0	0	1	8	0	0
Davls	.269	6	26	3	7	11	1	0	1	3	0	0	1	1	3	0	0
Doran	.222	6	27	3	6	9	0	0	1	3	0	0	0	2	2	2	1
Garner	.222	3	9	1	2	3	1	0	0	2	0	0	0	1	2	0	0
Hatcher	.280	6	25	4	7	10	0	0	1	2	2	0	0	3	2	3	0
Lopes	.000	3	2	1	0	0	0	0	0	0	0	0	0	1	0	0	0
Pankovits	.000	2	2	0	0	0	0	0	0	0	0	0	0	0	1	0	0
Puhl	.667	3	3	0	2	2	0	0	0	0	0	0	0	0	0	1	0
Reynolds	.333	4	12	1	4	4	0	0	0	0	0	0	0	1	2	0	0
Thon	.250	6	12	1	3	6	0	0	1	1	0	0	0	0	2	0	0
Walling	.158	5	19	1	3	4	1	0	0	2	0	0	0	0	4	0	0
TOTALS	.218	6	225	17	49	70	6	0	5	17	2	0	1	17	40	8	4

ERRORS: 7

DOUBLE PLAYS: 3

LEFT ON BASE: 49

PITCHER	ERA	W	L	G	GS	CG	GFSHO	SV	IP	H	R	ER	HR	BB	SO	WP
Andersen	0.00	0	0	2	0	0	0	0	5.0	1	0	0	0	2	3	0
Calhoun	9.00	0	0	1	0	0	1	0	1.0	1	1	1	0	1	0	2
Kerfeld	2.25	0	1	3	0	0	2	0	4.0	2	1	1	0	1	4	0
Knepper	3.52	0	0	2	2	0	0	0	15.1	13	7	6	1	1	9	0
Lopez	8.10	0	1	2	0	0	0	0	3.1	7	3	3	0	4	3	0
Ryan	3.86	0	1	2	2	0	0	0	14.0	9	6	6	1	1	17	0
Scott	0.50	2	0	2	2	2	0	1	18.0	8	1	1	0	1	19	0
Smith	9.00	0	1	2	0	0	1	0	2.0	2	2	2	1	3	2	0
TOTALS	2.87	2	4	6	6	2	4	1	62.2	43	21	20	3	14	57	2

GAME SUMMARIES

October 8	New York	0 0 0	0 0 0	0 0 0		R	H	E	
Wednesday-n	Houston	0 1 0	0 0 0	0 0 x		0	5	0	TIME ATTEND.
						1	7	1	2:56 44,131

Gooden, Orosco (8) and Carter
 Scott and Ashby
 HR: Hou (1) Davis
 WP: Scott (1-0) LP: Gooden (0-1)

October 9	New York	0 0 0	2 3 0	0 0 0		R	H	E	
Thursday-n	Houston	0 0 0	0 0 0	1 0 0		5	9	0	TIME ATTEND.
						1	10	0	2:40 44,391

Ojeda and Carter
 Ryan, Andersen (6), Lopez (8), Kerfeld (9) and Ashby
 WP: Ojeda (1-0) LP: Ryan (0-1)

October 11	Houston	2 2 0	0 0 0	1 0 0		R	H	E	
Saturday-d	New York	0 0 0	0 0 4	0 0 2		5	8	1	TIME ATTEND.
						6	10	1	2:55 55,052

Knepper, Kerfeld (8), Smith (9) and Ashby
 Darling, Aguilera (6), Orosco (8) and Carter
 HR: Hou (1) Doran NY (2) Strawberry (1), Dykstra (1)
 WP: Orosco (1-0) LP: Smith (0-1)

October 12	Houston	0 2 0	0 1 0	0 0 0		R	H	E	
Sunday-n	New York	0 0 0	0 0 0	0 1 0		3	4	1	TIME ATTEND.
						1	3	0	2:23 55,038

Scott and Ashby
 Fernandez, McDowell (7), Sisk (9) and Carter
 HR: Hou (2) Ashby (1), Thon (1)
 WP: Scott (2-0) LP: Fernandez (0-1)

October 14	Houston	0 0 0	0 1 0	0 0 0	0 0 0	R	H	E	
Tuesday-d	New York	0 0 0	0 1 0	0 0 0	0 0 1	1	9	1	TIME ATTEND.
						2	4	0	3:45 54,986

Gooden, Orosco (11) and Carter
 Ryan, Kerfeld (10) and Ashby
 HR: New York (1) Strawberry (2)
 WP: Orosco (2-0) LP: Kerfeld (0-1)

October 15	New York	0 0 0	0 0 0	0 0 3	0 0 0	0 1 0	3	7	11	0		R	H	E	
Wednesday-d	Houston	3 0 0	0 0 0	0 0 0	0 0 0	0 1 0	2	6	11	0		TIME	ATTEND.		
												4:42	45,718		

Ojeda, Aguilera (6), McDowell (9), Orosco (14) and Carter
 Knepper, Smith (9), Andersen (11), Lopez (14), Calhoun (16) and Ashby
 HR: Houston (1) Hatcher
 WP: Orosco (3-0) LP: Lopez (0-1)

HOUSTON'S LAST TRADE WITH...*


- ATLANTA: Matt Turner (P) and player to be named for Jim Clancy (P) only July 31, 1991. Earl Sanders (P) named on November 8, 1991.
- CHICAGO: Davey Lopes (INF/OF) for Frank DiPino (P) on July 20, 1986
- CINCINNATI: Terry McGriff (C), Butch Henry (P) and Keith Kaiser (P) for Bill Doran (2B) on August 31, 1990
- LOS ANGELES: Franklin Stubbs (OF) for Terry Wells (P) on April 1, 1990
- MONTREAL: Casey Candaele (INF) for Mark Bailey (C) on July 23, 1988
- NEW YORK: Steve LaRose (P) and Nicky Davis (INF) for Dan Schatzeder (P) on September 10, 1990
- PHILADELPHIA: Ronn Reynolds (C) for Jeff Calhoun (P) on April 2, 1987
- PITTSBURGH: Glenn Wilson (OF) for Billy Hatcher (OF) on August 18, 1989
- ST. LOUIS: Bob Forsch (P) for Denny Walling (INF) on August 31, 1988
- SAN FRANCISCO: Mike Ivie (INF) for Dave Bergman (INF) and Jeff Leonard (OF) on April 20, 1981
- SAN DIEGO: Ed Vosberg (P) for Danny Walters (C) on December 13, 1988
- BALTIMORE: Steve Finley (OF), Pete Harnisch (P) and Curt Schilling (P) for Glenn Davis (INF) on January 10, 1991
- BOSTON: Jeff Bagwell (INF) for Larry Andersen (P) on August 31, 1990
- CALIFORNIA: Dickie Thon (INF) for Ken Forsch (P) on April 1, 1981
- CHICAGO: Dan Neumeier (P) for Hector Torres (INF) on October 23, 1973
- CLEVELAND: Ed Taubensee (C) and Willie Blair (P) for Kenny Lofton (OF) and Dave Rohde (IF) on December 10, 1991.
- DETROIT: Leon Roberts (OF), Terry Humphrey (C), Gene Peltz (P) and Mark Lemongello (P) for Milt May (C), Dave Roberts (P), and Jim Crawford (P) on December 6, 1975
- KANSAS CITY: Buddy Biancalana (INF) for Mel Stottlemyre, Jr. (P) on July 29, 1987
- MILWAUKEE: Danny Darwin (P) for Mark Knudson (P) and Don August (P) on August 15, 1986
- MINNESOTA: Steve Lombardozzi (IF) for Gordie Farmer (P) and Ramon Cedeno (INF) on March 21, 1989; Farmer replaced by Mica Lewis (INF) on March 8, 1990
- NEW YORK: Rick Rhoden (P) for John Fishel (OF), Pedro DeLeon (P) and Mike Hook (P) on December 4, 1988
- OAKLAND: Rick Lysander (P) for Jimmy Sexton (INF) on February 10, 1981
- SEATTLE: Doug Givler (P) for Julio Solano (P) on September 30, 1987
- TEXAS: Mike Loynd (P) for Robbie Wine (C) on March 25, 1988
- TORONTO: Gary Woods (OF) for Don Piskes (P) on December 4, 1978

* Includes player trades, but not straight cash purchases.

MOST AND FEWEST TRADES

The Astros have made a total of 19 player swaps with the St. Louis Cardinals, four more than with any other club in baseball. Following the Cardinals are the Braves (15) and the Mets (11). The Astros have made at least two trades with every major league club.

MEDIA INFORMATION



HOUSTON ASTROS

Public Relations Office

P.O. Box 288
Houston, TX 77001-0288
Office: (713) 799-9600
FAX: (713) 799-9562

Rob Matwick - Director
Chuck Pool - Assistant Director
Tyler Barnes - Staff Publicist
Meribeth Fuqua - Secretary

MEDIA INFORMATION FOR ASTROS GAMES

CREDENTIALS

Will be issued only to legitimate newsgathering agencies.

- season credentials will be issued only to those agencies that cover the Astros on a daily basis...they will be laminated and must be worn in a visible manner at all times.
- requests should be made in writing to the Astros Public Relations Office.
- deadlines for credentials are as follows: Season - March 15; Daily - two working days prior to the game requested...all agencies must have a letter on file to have credentials issued via telephone.
- no wives, guests or children of press members will be issued passes and credentials are not transferable.
- credentialed media are also prohibited from requesting autographs on the field...any violations will result in the immediate revocation of the credential.
- daily credentials will be available at the Receiving 1 entrance of the Astrodome three hours prior to first pitch...earlier pick-up is at the Astros Public Relations Office.

ENTRANCE

Is located at the Receiving 1 (HSA Loading Dock) entrance between the South and West ticket gates.

MAIN PRESS BOX

Take the elevator at the Receiving 1 entrance to Level 5, then proceed to Sections 554 or 555...all broadcast positions are also located on Level 5 in booths marked 545 through 550.

THE DONALD DAVIDSON ROOM (Media Dining)

Named after the long-time Astros executive, is located on Level 5 adjacent to the main press area.

- open for meal service two-and-a-half hours prior to first pitch to accredited members of the media...also open for approximately 90 minutes after the game for bar service and snacks.

CLUBHOUSES

Astros clubhouse is located on Level 1, visitors on Level 2 behind section 237 (third base side).

- access by taking the elevator at Receiving 1 to the appropriate level, then walking to the clubhouse.
- pre- and post-game access rules are those issued by the Commissioner of Baseball.

FIELD

All non-uniformed personnel must leave the field 30 minutes prior to first pitch...no person will be allowed on the field unless that individual has credentials expressly for field privileges (i.e., photo pass).

NOTES

Game information is available in the work room behind the main press area in Section 554 two hours prior to first pitch...play-by-play sheets, box scores and post-game notes will be available in the same area after each game.

MEDIA GUIDES

Are available upon request in the press box from club public relations representatives.

TELEPHONES

Six, credit card only telephones are available for media use in the main press areas.

TICKETS

A limited number are available and requests must be made by 5 p.m., the day prior to the game requested.

- requests for weekend games must be made by 5 p.m., on the Friday prior to the game in order to be filled.
- pick-up is at Will Call windows 11-14 at the South Gate, 90 minutes prior to the game...photo identification is required.



HAMILTON



DIERKER



BROWN



COTRONEO

ON THE AIR

The Astros blanket Texas and the Gulf Coast region at home or on the road on radio and television.

- 1992 marks the second year of a five-year contract with KPRC Radio, 950 AM, to carry all Astros games in English...the English network consists of 50-plus stations.
- all Astros games are broadcast in Spanish over KXYZ Radio, 1320 AM in Houston...the 1992 Spanish network includes 20-plus stations, including several in Mexico.
- cable outlet Home Sports Entertainment provides television coverage of the Astros at home.
- KTXH-TV, Channel 20 in Houston, begins its telecast schedule in spring training and follows the Astros on the road.

BEHIND THE MICROPHONES

MILO HAMILTON

Begins his eighth season as the primary play-by-play voice of the Astros on radio, and sharing duties on television.

- has been broadcasting major league baseball since 1953...previous major league experience included stops with St. Louis, the Chicago Cubs and White Sox, Atlanta and Pittsburgh.
- has called seven no-hitters, Ernie Banks' five grand slams in a season, Stan Musial's five homers in a doubleheader, Roger Maris' 61st homer in 1961 and Henry Aaron's historic 715th in 1974.
- named "Mr. Sportsman" of 1991 by Houston Interfaith Charities...has helped raise more than \$1.5 million for various charities as master of ceremonies at auctions, dinners and other fund-raisers.

LARRY DIERKER

A name synonymous with major league baseball in Houston, he began his association with the franchise as a pitcher with the Colt .45s in 1964.

- is the Astros' principal color analyst on radio and television...has been in the broadcast booth since 1979.
- his 14-year pitching career saw him become Houston's first 20-game winner in 1969, and toss a no-hitter in 1976...still ranks second on the club's all-time win list with 137.
- writes and produces a "Baseball Library" show for radio...also has a weekly baseball column in the *Houston Chronicle*.



BECERRA



DIAGO



WORRELL



CABELL

BILL BROWN

Returns for his sixth season as the club's primary play-by-play voice on television, and sharing radio duties.

- joined the Astros in 1987 after working as senior producer and anchor of the Financial News Network's SCORE program...prior to that assignment, he was Sports Director of the Sports Time Cable Network, which televised selected games of the Reds, Royals and Cardinals.
- he spent one year with HSE in Pittsburgh and was the television voice of the Cincinnati Reds from 1976-82.

VINCE COTRONEO

Made his major league broadcasting debut in 1991, handling color analysis on road radio games.

- was also host of a post-game radio call-in show after Astros home games... came to Houston after working for two years with the club's Triple A affiliate at Tucson.
- named minor league baseball's first "Announcer of the Year" in 1988 for his work with the Iowa Cubs.
- was play-by-play voice of the El Paso Diablos for three years after handling play-by-play for the Lynchburg Mets in 1984.

ROLANDO BECERRA

Is returning for his sixth season as the primary play-by-play voice on the Astros Spanish network.

- moved to Houston in 1980 and has an extensive radio background...is co-host of the Astros Extra Innings Show on KXLN-TV, Channel 45.
- handles play-by-play for the Houston Rockets on radio.

ORLANDO SANCHEZ DIAGO

Is in his sixth decade of broadcasting, starting his career in his native Cuba in 1940 covering local sports.

- one of the original members of the Colt .45s broadcast team in 1962...was recognized for his years of service to Major League Baseball prior to the 1989 All-Star Game in Chicago by the late Commissioner A. Bartlett Giamatti,
- returns to handle analysis on Astros Spanish radio broadcasts.

BILL WORRELL

A 20-year veteran of the Houston sports scene, is back for his eighth year as color analyst on Home Sports Entertainment's coverage of the Astros.

- is also play-by-play voice of the Houston Rockets on HSE and KTXH-TV... host of the SportsTalk call-in show on HSE before Astros and Rockets games.
- recipient of six "Best Sportscast" awards presented by UPI and the Texas Association of Broadcasters while he was sports director at KPRC Radio... graduate of the University of Houston, where he attended on a baseball scholarship.

ENOS CABELL

A veteran of eight seasons in a Houston uniform, he returns to add analysis on HSE telecasts of Astros home games.

- still ranks in the top 10 on the club's career charts in 11 offensive categories... holds the Astros record for hits in a season with 195 in 1978.
- host of the weekly call-in show Astros Report on KCOH Radio, 1430 AM.

BOB GREEN

The senior member of the Astros broadcast team is radio engineer Bob Green, who has manned the board for Houston baseball broadcasts since the club's inception in 1962.

HELPFUL SERVICES

AIRLINES:

American West	(800) 247-5692
American	(800) 433-7300
Continental	(713) 821-2100
Delta	(713) 448-3000
Southwest.....	(713) 237-1221
TWA.....	(713) 222-7273
U.S. Air	(800) 428-4322
United	(800) 241-6522

AUTOMOBILE RENTALS:

Avis.....	(713) 629-7230
Budget	(713) 944-1888
Dollar	(713) 993-9355
Hertz	(713) 629-0190
National	(713) 961-4173

RESTAURANTS: (A partial listing)

Angelo's (Seafood)	10200 S. Main	(713) 668-0695
Carrabba's (Italian)	3115 Kirby	(713) 522-3131
Cent'Anni (Italian)	2128 Portsmouth	(713) 529-4199
Goode Company (Barbeque)	5109 Kirby	(713) 522-2530
Kaphan's (Seafood)	7900 Main	(713) 668-0491
Luther's (Barbeque)	8777 S. Main	(713) 432-1107
Ninfas (Mexican)	3601 Kirby	(713) 520-0203
Olive Garden (Italian)	1010 Old Spanish Trail	(713) 665-6373
Pappasito's (Mexican)	6445 Richmond	(713) 784-5253
Pappadeaux (Cajun)	6015 Westheimer	(713) 782-6310
Red Lobster (Seafood)	8505 S. Main	(713) 661-6071
Ruth's Chris (Steaks)	6213 Richmond	(713) 789-2333
Stables (Steaks)	7325 S. Main	(713) 795-5900
Steak & Ale (Steaks)	Old Spanish @ Kirby	(713) 666-5874
Tony's (Continental)	1801 Post Oak Blvd.	(713) 622-6778
Willie G's (Cajun)	1605 Post Oak Blvd.	(713) 840-7190

TAXI COMPANIES:

American Liberty.....	(713) 695-6700
United	(713) 699-0000
Yellow	(713) 236-1111

TELEPHONE COMPANY:

Southwestern	
Bell	(713) 237-6202
Centel	(713) 853-8111

MISCELLANEOUS:

Houston Intercontinental	
Airport	(713) 230-3000
Hobby Airport	(713) 643-4597
Weather	(713) 228-8703
Museum of	
Fine Arts	(713) 526-1361
NASA/Johnson Space	
Center	(713) 483-4321

ASTROS ALL-STAR VOTING LEADERS TOP TEN VOTE TOTALS

1. Phil Garner, 1982.....	1,120,517
2. Cesar Cedeno, 1976.....	1,085,090
3. Craig Biggio, 1991	910,659
4. Cesar Cedeno, 1974.....	896,714
5. Terry Puhl, 1979	846,860
6. Cesar Cedeno, 1973.....	768,227
7. Bob Watson, 1975	696,501
8. Lee May, 1972	688,581
9. Jose Cruz, 1982.....	682,571
10. Ray Knight, 1982	629,263

TOP TOTALS BY POSITION

Catcher:	Craig Biggio	910,659	1991
First Base:	Bob Watson	696,501	1975
Second Base:	Phil Garner.....	1,120,517	1982
Shortstop:	Roger Metzger	369,205	1977
Third Base:	Ray Knight	629,263	1982
Outfield:	Cesar Cedeno.....	1,085,090	1976

HOUSTON ASTRODOME GROUND RULES

DUGOUTS

The ball remains in play unless it enters the dugout or crosses the yellow line therein. ONE BASE on throw by pitcher; TWO BASES on throw by a fielder.

BEHIND HOME PLATE

Any thrown ball hitting above, on or below padding or screen behind home plate area remains IN PLAY if it rebounds onto field...if ball lodges and remains in canvas padding, ONE BASE on pitch, TWO BASES on throw by a fielder.

HITTING ROOF OR SPEAKERS

Ball hitting roof or speakers in fair territory is playable if caught by fielder - batter is out.

Ball hitting roof or speakers in fair territory shall be judged fair or foul in relation to where it hits the ground or is touched by a fielder.

Any ball that hits speakers or roof in foul territory is a foul ball and the ball is dead.

OUTFIELD AREA

Any ball bouncing over fence from fair territory is considered to have left the playing field and should be ruled a TWO BASE hit.

BATTING PRACTICE TIMES

7:35 p.m. Start

until 6:10 - Astros Hit
6:10 - 6:50 - Visitors Hit
6:55 - 7:05 - Astros Infield
7:05 - 7:15 - Visitors Infield
7:15 - 7:30 - Field Preparation
7:35 - First Pitch

1:35 p.m. Start

until 12:10 - Astros Hit
12:10 - 12:50 - Visitors Hit
12:55 - 1:05 - Astros Infield
1:05 - 1:15 - Visitors Infield
1:15 - 1:30 - Field Preparation
1:35 - First Pitch

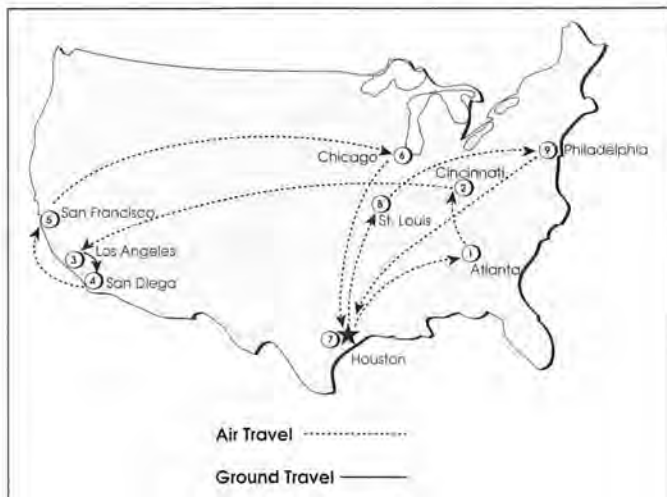
7:05 p.m. Start

until 5:40 - Astros Hit
5:40 - 6:20 - Visitors Hit
6:25 - 6:35 - Astros Infield
6:35 - 6:45 - Visitors Infield
6:45 - 7:00 - Field Preparation
7:05 - First Pitch

PLAYING FIELD DISTANCES

Left Field Fence	330 feet
Center Field Fence	400 feet
Right Field Fence	330 feet
Plate to Grandstand	66 feet
Power Alleys (left and right)	380 feet
Height of Walls (all)	10 feet

HOUSTON ASTROS 28-DAY ROAD TRIP (July 27 - August 23, 1992)



Houston	-	Atlanta	=	697
Atlanta	-	Cincinnati	=	373
Cincinnati	-	Los Angeles	=	1900
Los Angeles	-	San Diego	=	124 (Ground)
San Diego	-	San Francisco	=	447
San Francisco	-	Chicago	=	1861
Chicago	-	Houston	=	945
Houston	-	St. Louis	=	688
St. Louis	-	Philadelphia	=	814
Philadelphia	-	Houston	=	1337
			Total Air	= 9062 Miles
			Total Ground	= 124 Miles
			Grand Total	= 9186 Miles

With the Republican National Convention coming to Houston this summer, the Astros will embark on the longest road trip in club history, beginning with a visit to Atlanta on July 27 and returning home August 23 after the conclusion of a series in Philadelphia. The trip includes 26 games in 28 days with visits to eight National League cities.

Last year, the Montreal Expos were forced to play their final 26 games on the road when a 55-ton beam fell outside of Olympic Stadium, closing the facility for safety checks. Thirteen home games were moved from Montreal to the road.

The Expos trip, which lasted from September 9 through October 6 (28 days), visited five cities and covered 6,526 miles.

According to Bob Tiemann, a member of the Society for American Baseball Research (SABR), the road trips by the Astros and Expos represent the most consecutive games played away from home since the Philadelphia Phillies played 28 games in 27 days from August 4-30, 1944. The 1929 Boston Braves were the last team to log a trip of more than 28 days, playing 28 games in 29 days from September 1-29.

The longest road trip of all time belongs to the 1899 Cleveland Spiders of the National League. The Spiders, who compiled a 20-134 record for the year, took to the road July 3 and did not return home until August 23, a 52-day swing in which they played 50 games.

ASTRODOME FACTS

The Astrodome is the world's first all-weather, multi-purpose domed stadium, and opened its doors for the first time on April 9, 1965 when the Astros played host to the New York Yankees in an exhibition game.

- officially named the Harris County Domed Stadium, the Astrodome was financed by an \$18 million general obligation bond which passed in January, 1961.
- the cost of the project, including off-site improvements, land acquisition, engineering fees, site roads and parking lot paving, was \$31.6 million.
- the Astrodome and its adjoining facilities - the Astrohall and Astroarena - are operated by the Houston Sports Association (HSA), owners of the Houston Astros.
- under a lease agreement with Harris County that extends with options to 2024, HSA pays an annual lease fee, plus all operating costs for the right to sub-lease the facilities

RENOVATIONS

A new artificial turf for baseball and an enlarged seating capacity are two of the highlights of a \$60 million expansion project which was completed in the fall of 1989.

- the first stage of the renovation saw the concreting of the floor, which had been dirt since the stadium first opened in 1965.
- a new Monsanto "Magic Carpet" system provides separate turfs for football and baseball...the new turfs are housed in storage pits in center field and are rolled out on a cushion of air...each turf is marked for its sport and the new system substantially reduces the time needed for conversion of the stadium.
- the Astrodome is the first stadium in the country to have two separate playing surfaces at its disposal.
- after pioneering the idea of luxury suites in 1965 with Sky Boxes, 72 new Star★Columbia Suites have been added on the Club Level.

STADIUM COMPLEX COVERS 260 ACRES

The stadium structure covers nine-and-a-half acres of land, while the entire Astrodome complex covers 260 acres.

- the outside diameter of the Astrodome structure is 710 feet...the stadium's floor is approximately 25 feet below normal ground level, affording minimum vertical travel by fans.

COMFORTABLE CUSHIONED, UPHOLSTERED SEATING

There are 51,000 cushioned, upholstered (seat and back) theatre seats in the Astrodome, along with approximately 4,000 pavilion seats (wooden back, upholstered seats).

- seating capacity for baseball is 54,816; for football, 60,361; for conventions, 68,000; and a maximum of 74,000 for boxing or similar events.
- seating can be arranged to accommodate any type of sports or meeting from rodeos to national political conventions.
- to convert from baseball to football seating, the stands holding 10,000 seats on the Field Level rotate on steel rails until they parallel the football sidelines.
- seating is arranged on six levels, allowing in effect for six front rows...all seats face the center of the playing area for baseball and football with the radius point of the stadium 20 feet behind second base on the baseball diamond.

DIAMOND VISION AND SCOREBOARD

The infamous Astrodome scoreboard and home run spectacular were dismantled in September, 1988 to facilitate the 10,000-seat expansion program.

- two Diamond Vision screens, a large matrix board, two auxiliary matrix boards and a game-in-progress board replace the old system.
- each Diamond Vision is a 26 1/2 by 37 1/2-foot instant replay screen that brings field action up close for spectators...the screen's clear pictures are the product of 43,200 35mm CRTs (a home television is one CRT).
- the Diamond Vision brain is a state-of-the-art television production facility operated by a nine-person crew that includes technicians and cameramen.



- auxiliary matrix boards in left and right field display game information, messages, animation and out-of-town scores...the game-in-progress board is located behind home plate. These two systems became operational during the winter of 1988.
- a 26 by 34-foot matrix board was constructed in left field and began operation during the 1989 baseball season...this board is the primary source of messages, animations, out-of-town scores and statistics...the scoreboard system, built by the Fairtron Corporation, is controlled by high-level personal computers and is operated by a three-man crew.
- the system is the largest computer-run matrix board in the nation.

RAMPS, ESCALATORS PROVIDE EASY ACCESS

Wide, low-pitched ramps and two sets of escalators provide easy access to seats...the entire stands can be emptied in nine minutes with a maximum crowd.

UNIQUE ROOF AND LIGHTING SYSTEM

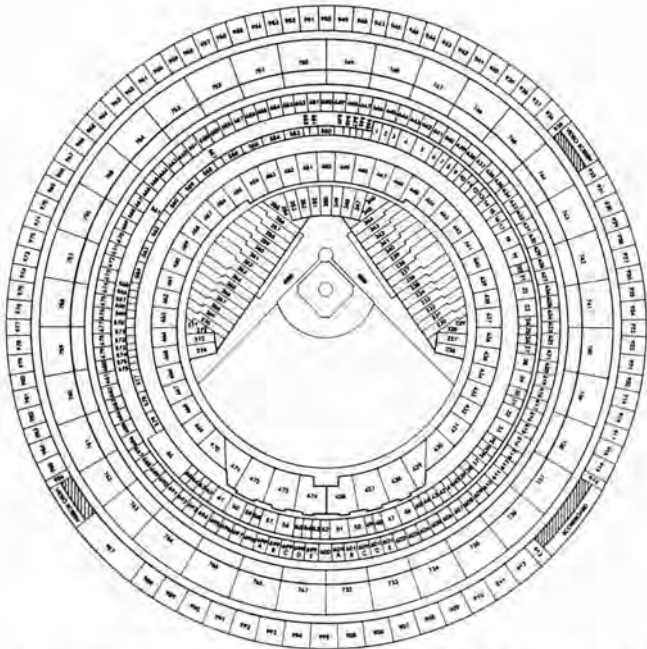
The permanent roof of the Astrodome, which has a clear span of 642 feet (twice that of any previous structure), has a maximum height of 208 feet above the playing field, which would allow the construction of an 18-story building under the roof.

- the roof design consists of a steel lamella frame incorporating trussed beams arching upward to meet at the center, braced in a diamond pattern.
- the steel skeleton supports a roof containing 4,596 cast acrylic sheet skylights (7'2" by 3'4").
- the roof can withstand hurricane winds of 135 miles per hour and gusts up to 165.
- the field is illuminated to an average brightness of 265 footcandles by 800 floodlights...the total electric power consumed exceeds 18,000 KVA, more than that needed by a city of 9,000 population.

MORE THAN 6,000 TONS OF AIR CONDITIONING

The stadium is completely air-conditioned with 6,600 tons of cooling capacity during events.

- the system circulates 2.5 million cubic feet of air each minute.
- also every minute, 250,000 cubic feet of fresh air is drawn into the stadium, conditioned by electronic filters and activated charcoal odor removers, then distributed through the system...smoke and hot air are drawn out through the top of the roof.



HOUSTON ASTROS TICKET INFORMATION

Main Ticket Office: Houston Astrodome

By Mail: Box and reserved seat tickets may be purchased in advance by mail for any home game. When ordering, please follow this procedure:

1. Specify the date of the games desired and number and location of seats.
2. Mail check or money order, payable to the Houston Astros to:

Houston Astros
 Ticket Department
 P.O. Box 1691
 Houston, Texas 77251-1691

Please be sure to include a \$4 handling charge per order when remitting.

By Telephone: For individual game ticket orders, call Ticketmaster at (713) 629-3700 in Houston, or toll free 1-800-275-1000 outside the city.

TICKET PRICES


LEVEL	TOTAL SEATS	SINGLE GAME	SEASON
Field	10,495	\$12.00	\$972
Mezzanine	11,599	\$10.00	\$810
Sky Box	2,430	\$10.00	
Star★Columbia Suites	1,494	Call for prices	
Loge Level	7,973	\$8.00	\$648
Upper Box Terrace	3,624	\$7.00	\$567
Upper Box	4,153	\$6.00	
Upper Reserved	8,270	\$5.00	
Pavilion	3,400	\$4.00 (Adults) \$1.00 (14 and under)	

For complete information call the Astros Ticket Office at (713) 799-9555.

GROUP INFORMATION

The Group Ticket Program is especially designed to meet the needs of civic, fraternal, church, industrial and booster groups of 24-or-more fans...for group information contact the Astros Group Sales Office at (713) 799-9567.

MINOR LEAGUES



HOUSTON ASTROS MINOR LEAGUE SYSTEM

Fred Nelson, Director of Minor League Operations
Dan O'Brien, Director of Scouting
Jim Johnson, Coordinator of Instruction
Lew Temple, Assistant Director of Minor Leagues & Scouting
David Rawnsley, Assistant Scouting Director, Director of
International Planning
Myrtha Campbell, Administrative Assistant, Scouting
Carol Wogsland, Administrative Assistant, Minor Leagues

INSTRUCTORS

Jim Coveney, Hitting
Dave Hudgens, Hitting
Tom Wiedenbauer, Outfield and Baserunning
Bobby Ramos, Catching

1992 AFFILIATES

TUCSON TOROS—AAA

Pacific Coast League
P.O. Box 27045
Tucson, AZ 85726
(602) 325-2621
(602) 327-2371 (FAX)

President: Richard Holtzman
General Manager: Mike Feder
Manager: Bob Skinner
Pitching Coach: Brent Strom
Coach: Dave Engle
Trainer: Larry Lasky

JACKSON GENERALS—AA

Texas League
1200 Lakeland Drive
P.O. Box 4209
Jackson, MS 39296
(601) 981-4664
(601) 981-4669 (FAX)

President: Con Maloney
General Manager: Bill Blackwell
Manager: Rick Sweet
Pitching Coach: Charlie Taylor
Coach: Don Reynolds
Trainer: Ron Porterfield

OSCEOLA ASTROS—A

Florida State League
P.O. Box 422229
Kissimmee, FL 34742-2229
(407) 933-5500
(407) 847-6237 (FAX)

President: Bill Wood
General Manager: Tim Bawmann
Manager: Sal Butera
Pitching Coach: Jack Billingham
Coach: Frank Cacciatore
Trainer: Mike Freer

ASHEVILLE TOURISTS—A

South Atlantic League
P.O. Box 1556
Asheville, NC 28801
(704) 258-0464
(704) 258-0320 (FAX)

President: Peter C. Kern
General Manager: Ron McKee
Manager: Tim Tolman
Pitching Coach: Jim Hickey
Coach: Bob Robertson
Trainer: Ron Hannish

BURLINGTON ASTROS—A

Midwest League
2712 Mt. Pleasant Street
P.O. Box 824
Burlington, Iowa 52601
(319) 754-5705
(319) 754-5882 (FAX)

President: Dave Walker
General Manager: Paul Marshall
Manager: Steve Curry
Pitching Coach: Rick Aponte
Coach: Ricky Peters
Trainer: Chris Correnti

AUBURN ASTROS—A

New York-Penn League
P.O. Box 651
Auburn, NY 13021
(315) 255-2489
(315) 255-2675 (FAX)

President: Charles Savage
General Manager: Derek Duin
Manager: Steve Dillard
Pitching Coach: Bill Kelso
Coach: Clark Crist
Trainer: TBA

GULF COAST ASTROS—Rookie

Gulf Coast League
P.O. Box 422229
Kissimmee, FL 34742-2229
(407) 933-5500
(407) 847-6237 (FAX)

Directors: Bill Wood, Fred Nelson
Manager: Julio Linares
Pitching Coach: Don Alexander
Coaches: Cesar Cedeno,
Trainer: Mike Ra

MINOR LEAGUE MANAGERS

SAL BUTERA

Manager, Osceola

Veteran major league catcher Sal Butera returns for his third season as Osceola manager after ending an 18-year professional career by retiring following the 1989 season.

Butera, 39, spent parts of nine seasons in the major leagues, batting a career .215 with Minnesota, Detroit, Montreal, Cincinnati and Toronto.

The Longwood, FL, native was signed to his first professional contract in 1972, and began his career with the Sarasota White Sox that season. He played in the Florida State League in 1973, hitting .238 for Fort Lauderdale.

RECORD AS A MANAGER

YEAR	CLUB	LEAGUE	RECORD	POSITION
1990	Osceola	Florida State	36-34 - 1st half	Second
			36-32 - 2nd half	Second
1991	Osceola	Florida State	31-33 - 1st half	Second
			33-20 - 2nd half	Third

STEVE CURRY

Manager, Burlington

After spending the past two seasons as manager of the Idaho Falls Braves, Steve Curry takes over as manager of the Burlington Astros in the Midwest League. Curry, 35, began his coaching career at Idaho Falls in 1989 after a nine-year playing career, and was named Pioneer League Manager-of-the-Year in 1991.

A resident of Cudahy, WI, Curry was originally signed by the Phillies in 1977 before joining the Braves in 1980. The former infielder enjoyed his best year in 1980, batting .318 with 20 home runs and 81 RBI at Reading. Curry retired as a player following the 1986 season.

RECORD AS A MANAGER

YEAR	CLUB	LEAGUE	RECORD	POSITION
1990	Idaho Falls	Pioneer	39-31	Second
1991	Idaho Falls	Pioneer	39-30	Fourth

STEVE DILLARD

Manager, Auburn

Steve Dillard enters his second season at Auburn after serving as the Astros minor league roving infield instructor. Dillard is an eight-year veteran of the major leagues and a former manager in the Chicago White Sox organization.

Dillard, 41, was drafted in the second round of the 1972 draft by the Boston Red Sox after earning third team All-America honors at the University of Mississippi. His best season in the majors was 1979 when he hit .283 with five home runs for the Chicago Cubs. He was named Gulf Coast Manager of the Year in 1984 with Sarasota (White Sox).

RECORD AS A MANAGER

YEAR	CLUB	LEAGUE	RECORD	POSITION
1983	White Sox	Gulf Coast	38-24	Second
1984	White Sox	Gulf Coast	41-22	First
1985	Glens Falls	Eastern	68-71	Fifth
1986	White Sox	Gulf Coast	31-32	Fourth
1987	White Sox	Gulf Coast	39-24	Second
1988	South Bend	Midwest	59-81	Fifth
1991	Auburn	New York-Penn	38-39	Second

JULIO LINARES Manager, Gulf Coast

The coordinator of Houston's Latin American scouting assignments, Julio Linares returns for his ninth season as manager of the Astros rookie club.

Linares, 50, has been a member of the Astros minor league staff since 1973, also serving as Sarasota's manager from 1977-80. He played 15 seasons in the minor leagues as an infielder and outfielder and finished ninth in the Pacific Coast League with a .308 average in 1969.

He retired after the 1972 season and began his coaching career with the Astros in 1973 at Covington in the Appalachian League.

RECORD AS A MANAGER

YEAR	CLUB	LEAGUE	RECORD	POSITION
1976	Covington	Appalachian	38-32	Second
1977	Sarasota	Gulf Coast	22-32	Sixth
1978	Sarasota	Gulf Coast	23-31	Fifth
1979	Sarasota	Gulf Coast	33-18	First
1980	Sarasota	Gulf Coast	38-24	Second
1984	Sarasota	Gulf Coast	36-27	Second
1985	Sarasota	Gulf Coast	24-37	Fifth
1986	Sarasota	Gulf Coast	34-29	Second
1987	Sarasota	Gulf Coast	32-30	Third
1988	Astros	Gulf Coast	28-35	Third
1989	Astros	Gulf Coast	16-57	Sixth
1990	Astros	Gulf Coast	33-30	Third
1991	Astros	Gulf Coast	27-33	Fourth

BOB SKINNER Manager, Tucson

Entering his 42nd year in professional baseball, Bob Skinner begins his fourth season as Tucson's manager. Last season, he led the Toros to their first-ever Pacific Coast League championship.

Skinner, 60, concluded a stellar 12-year major league career in 1966 after playing for Pittsburgh, Cincinnati and St. Louis. A .277 lifetime hitter, Skinner competed in three All-Star games and played in the 1960 and 1964 World Series.

Skinner began his coaching career in 1967 by guiding the Phillies' San Diego franchise to the Pacific Coast League championship. He has been a coach or manager since then, including a 10-year stint as a coach under Chuck Tanner at Pittsburgh and Atlanta from 1979-88.

RECORD AS A MANAGER

YEAR	CLUB	LEAGUE	RECORD	POSITION
1967	San Diego	Pacific Coast	86-63	First
1968	San Diego	Pacific Coast	31-28	Fourth
	Philadelphia	National	48-59	Seventh (tie)
1969	Philadelphia	National	44-64	Fifth
1977	San Diego	National	1-0	Fourth
1989	Tucson	Pacific Coast	27-44 - 1st half	Fifth
			29-42 - 2nd half	Fifth
1990	Tucson	Pacific Coast	29-43 - 1st half	Fourth (tie)
			42-28 - 2nd half	Second
1991	Tucson	Pacific Coast	45-25 - 1st half	First
			34-36 - 2nd half	Third

RICK SWEET Manager, Jackson

Rick Sweet will be leading the Jackson club for the second year after managing at Osceola in 1989 and Columbus in 1990.

Sweet, 39, spent five years in the Seattle Mariners minor league organization as a coach and manager before joining the Astros system in 1989. In addition, he was the Mariners advance Major League Scout in 1985 and 1986. As a player, he hit .234 with six home runs in 272 major league games, concluding his major league career with Seattle in 1983.

His managerial experience also includes stints at Bellingham in 1987 and at Wausau in 1988.

(Sweet, continued)

RECORD AS A MANAGER

YEAR	CLUB	LEAGUE	RECORD	POSITION
1987	Bellingham	Northwest	30-46	Fourth
1988	Wausau	Midwest	26-41 - 1st half 26-47 - 2nd half	Seventh Seventh
1989	Osceola	Florida State	36-33 - 1st half 36-32 - 2nd half	Third Second
1990	Columbus	Southern	33-39 - 1st half 34-38 - 2nd half	Third Third
1991	Jackson	Texas	33-33 - 1st half 38-32 - 2nd half	Second Second

TIM TOLMAN

Manager, Asheville

After leading Burlington to the Midwest League playoffs in 1991, Tim Tolman will begin his second season as a minor league manager at Asheville of the South Atlantic League.

Tolman, 35, played for Tucson from 1981-85, hitting .306 over five seasons with 43 home runs, second all-time in Toros history. He played in the major leagues with Houston and Detroit from 1981-87 and finished his playing career with Syracuse in 1989.

He played collegiately at the University of Southern California, playing on the 1978 College World Series championship team before being drafted in the 12th round of the June 1978 draft by the Astros.

RECORD AS A MANAGER

YEAR	CLUB	LEAGUE	RECORD	POSITION
1991	Burlington	Midwest	41-26 - 1st half 26-44 - 2nd half	First Seventh

MINOR LEAGUE STAFF

DON ALEXANDER

Pitching Coach, Gulf Coast Astros

Don Alexander returns for his third season with the Astros and first as a full-time staff member. He has also served as a pitching instructor at the San Diego School of Baseball for the past 14 years.

Alexander, 33, had been an associate scout for the Astros from 1986-89 and also served as pitching coach at San Diego Mesa College for six years.

He played collegiately at the University of San Diego from 1976-80 and made his minor league coaching debut at Auburn in 1991.

RICK APONTE

Pitching Coach, Burlington

Now in his second decade as a coach in the Astros organization, Rick Aponte will handle pitching coach duties at Burlington during the 1992 season. The 36-year-old Aponte began his coaching career at Sarasota in 1981 after pitching two seasons in the Astros minor league system. He also coached at Auburn in 1987 and was pitching coach in the Gulf Coast League during 1988 and 1989.

A native of the Dominican Republic who lives in San Pedro de Macoris, Aponte also scouts for the Astros in the off-season.

JACK BILLINGHAM

Pitching Coach, Osceola

A veteran of 13 major league seasons, Jack Billingham begins his sixth year as the pitching coach at Osceola. Billingham won a total of 145 games in the big leagues, including back-to-back, 19-win seasons with Cincinnati in 1973 and 1974.

Billingham, 48, pitched with the Astros from 1969-71 before being traded to the Reds. He finished his career with Boston in 1980 and has been a life-long resident of central Florida.

FRANK CACCIATORE

Coach, Osceola

Beginning his first season in Osceola after managing at Asheville for two seasons, Cacciatore enters his fifth season in the Astros organization. A former outfielder in the Detroit Tigers system, Cacciatore served as manager at Auburn in 1988 and as a coach at Tucson in 1989.

Cacciatore, 37, played two seasons for the Tigers and progressed to the Double A level before his release in 1976. He served as an assistant coach at his alma mater, Florida Southern University, from 1976-82 before being appointed head coach at Palm Beach Junior College in Lakeworth, FL, in 1983.

CESAR CEDENO

Coach, Gulf Coast

One of the greatest players in the history of the Astros franchise, Cesar Cedeno returns for his third season as a coach with the Gulf Coast Astros.

Cedeno etched his name into the Astros record book from 1970-81 and still holds the club career records for runs scored (890), doubles (343), stolen bases (487) and extra base hits (561). He was named the club's MVP in 1972 when he hit .320 and set club records with 69 extra base hits and a .537 slugging percentage.

Cedeno, 41, also won five consecutive Rawlings Gold Gloves in center-field from 1972-76. He retired following a short comeback try in the spring of 1989 after also playing for the Reds, Cardinals and Dodgers.

JIM COVENEY

Hitting Instructor

Serving as a roving minor league hitting instructor this year is Jim Coveney, who has been a coach and manager in the Astros system for five years.

Coveney, 38, was manager at Asheville in 1988 and 1989 and also coached at Sarasota in 1987. Prior to joining the Astros, Coveney coached the Scottsdale (AZ) Community College baseball team, guiding them to the Junior College World Series in 1984 and 1987.

CLARK CRIST

Coach, Auburn

An Astros scout for the past six years, Clark Crist returns for his second season as a coach with Houston's New York-Penn League squad in Auburn.

Crist, 34, has scouted the Western United States for the Astros since 1986, with Dave Rohde, Kenny Lofton and Lance Madsen among his most notable signings.

He played collegiate baseball at the University of Arizona in 1979 and 1980, where he was a teammate of current Astro Casey Candaele on the 1980 NCAA Championship squad. After the 1980 season, Crist was drafted and signed with the Seattle Mariners where he played three years, reaching the Double A level.

Crist was a coach in the Mariners organization from 1982-85, including stints at Lynn (Eastern League), Bakersfield (California League) and Chattanooga (Southern League).

DAVE ENGLE

Coach, Tucson

Beginning his second year at Tucson is Dave Engle, a nine-year major league veteran who retired following the 1989 season.

Engle, 35, played with the Minnesota Twins, Detroit Tigers, Montreal Expos and Milwaukee Brewers, enjoying his best season in 1983 when he hit .305 with a career-high eight home runs and 43 RBI.

He was named to the 1984 American League All-Star Team but did not play in the mid-summer classic. A second round 1978 draft pick by the Angels out of USC, Engle is the brother-in-law of Boston Red Sox outfielder Tom Brunansky.

JIM HICKEY

Pitching Coach, Asheville

Former Astro farmhand Jim Hickey returns for his second season as a pitching coach in the organization.

Hickey, 30, played for eight years in the minor leagues, spending time with the White Sox, Dodgers and Astros. His best season came in his first year, 1984, when he went 13-5 with a 1.81 ERA for the Midwest League champions at Appleton. Hickey closed out his playing career in 1989 with the Astros Double A club in Columbus.

Hickey began his coaching career last year with the Astros Midwest League affiliate in Burlington.

DAVE HUDGENS

Hitting Instructor

Beginning his third year as a roving hitting instructor is Dave Hudgens, a former player and coach in the Oakland A's organization.

Hudgens, 35, managed four years in the A's minor league system, guiding Pocatello in 1985 and Oakland's rookie club in the Northwest League from 1986-88. In 1988, Hudgens led his Southern Oregon team to a 46-30 record and first place in the Southern Division.

He played collegiately at Arizona State University, reaching the College World Series twice. Hudgens then played six seasons in the minor leagues from 1978-84, reaching the majors with Oakland for six games during the 1983 season.

JIMMY JOHNSON

Coordinator of Instruction

Beginning his 16th year in the Astros organization is Jimmy Johnson, a former minor league coach, instructor and manager.

Johnson, 44, will supervise development and instruction at each of the seven minor league clubs and is in charge of the team's fall instructional team at Kissimmee. He served from 1986-88 as Houston's special assignments instructor in charge of developing skills relating to the sports psychology field.

A former minor league infielder, Johnson managed for three years at both Columbus and Tucson. He was named PCL Manager of the Year at Tucson in 1980 after the Toros finished with an 87-59 record.

BILL KELSO

Pitching Coach, Auburn

Bill Kelso begins his first year at Auburn after coaching for the Gulf Coast Astros in 1991. He has also scouted for the club since 1987 in the Midwest region.

Kelso, 52, pitched in the major leagues with the Angels and Reds for parts of four seasons (1964-68) after beginning his career as a catcher in the Dodgers system. Kelso's coaching career began with the Angels in 1974 when he served as a pitching instructor in the winter instructional league. He also was head coach at Park College (1978-80) and William Jewell (1976).

Among his most notable signings are Astros prospects Tom Nevers and Chris Hatcher. Prior to joining the Astros, Kelso scouted for the Phillies (1976-78) and Angels (1973-75).

RICK PETERS

Coach, Burlington

Rick Peters, a former outfielder for the Detroit Tigers and Oakland A's, returns for his second season at Burlington after managing the 1990 season at Auburn.

Peters, 36, was a seventh round selection of the Tigers in 1977 out of Arizona State University, where he started on the Sun Devils 1977 NCAA Championship squad. He made his major league debut in 1979, hitting .263 in 12 games with Detroit. He followed that by hitting .291 in 133 games with the Tigers in 1980 and also played parts of the 1981, '83 and '86 seasons in the majors.

He coached during 1988 and 1989 at his alma mater, where he assisted head coach Jim Brock in baserunning and as the first base coach. He also served as head coach of ASU's junior varsity team.

BOBBY RAMOS

Catching Instructor

An 18-year veteran of professional baseball who is entering his fourth year in the Astros system, Bobby Ramos moves to roving catching instructor after working with Columbus in 1989 and Osceola in 1990 and 1991.

Ramos, 36, was a seventh round selection of the Montreal Expos in the June 1974 draft and played parts of five seasons in the major leagues with the Expos. He also played in the Yankees, Angels and Royals systems before concluding his career in 1988 with the Giants.

DON REYNOLDS

Coach, Jackson

Entering his second year on the Jackson staff is Don Reynolds, a former outfielder in the San Diego Padres organization.

Reynolds, 38, played professional baseball from 1975-81, reaching the majors for parts of the 1978 and '79 seasons with San Diego. He hit higher than .300 in each of his first three minor league seasons, including .368 at Hawaii in Triple A in 1977.

He spent the 1988 and '89 seasons as a minor league instructor in the Seattle Mariners organization and also served as a coach at Oregon State University in 1983 and 1985-87. He was an 18th-round selection of the Padres in the June 1975 draft after earning three All-Conference honors in baseball and also being named a first team All-Pac 8 running back at the University of Oregon.

His brother Harold is a two-time American League All-Star with the Seattle Mariners while another brother, Larry, played minor league ball from 1979-84.

BOB ROBERTSON

Coach, Asheville

Beginning his second year on the Asheville coaching staff is Bob Robertson, a former major league infielder who played 11 seasons with the Pittsburgh Pirates, Seattle Mariners and Toronto Blue Jays.

Robertson, 45, hit 115 home runs in the majors, including back-to-back seasons of 27 and 26 with Pittsburgh in 1970-71, respectively. In 1971, Robertson set five League Championship Series records, including most runs in a game (four), most home runs in a series (four) and most home runs in a game (three). He followed that by hitting two more roundtrippers in the World Series as the Pirates topped the Baltimore Orioles in seven games.

He had been a businessman since his retirement from baseball after the 1979 season and made his coaching debut at Columbus in 1991.

BRENT STROM

Pitching Coach, Tucson

Former Tucson Toro pitcher Brent Strom returns to the Astros system for his third year as pitching coach.

Strom, 43, was 11-6 on Tucson's last playoff team in 1980 and concluded a 12-year professional career with the Albuquerque Dukes in 1981. He had been coaching in the Dodgers organization since that year, most recently as a pitching coach in Albuquerque.

He had a record of 22-39 in parts of five major league seasons, making his debut with the New York Mets in 1972 and also pitching for the Cleveland Indians and the San Diego Padres. He played collegiately at the University of Southern California, where he was a member of the 1968 College World Series championship team.

CHARLIE TAYLOR

Pitching Coach, Jackson

A former pitcher in the Astros system, Charlie Taylor enters his 11th season as a pitching coach on the minor league level.

Taylor, 44, began his coaching career at Asheville in 1982 before moving to Osceola in 1985, Columbus in 1986 and Asheville again from 1987-89.

He retired as a player after the 1975 season and worked in the front office of the Cincinnati Reds from 1977-81.

TOM WIEDENBAUER

Outfield and Baserunning Instructor

Beginning his ninth year and his third as roving outfield and baserunning instructor is Tom Wiedenbauer. He also worked four years as a manager in the Astros system, guiding Osceola in 1986 and Columbus from 1987-89.

Wiedenbauer, 33, was drafted by the Astros as an outfielder in 1976 and saw action in four major league games in 1979. He retired as a player in 1983 and accepted his first coaching position with Houston at Daytona Beach in 1984.

HOUSTON ASTROS 1991 MINOR LEAGUE REVIEW

TEAM	LEAGUE	POSITION	WON	LOST	PCT.	GB
Tucson	Pacific Coast (AAA)	1st - 1st half	45	25	.643	+5.5
		3rd - 2nd half	34	36	.486	9.0
Jackson	Texas (AA)	2nd - 1st half	32	34	.485	12.0
		2nd - 2nd half	38	32	.543	4.0
Osceola	Florida State (A)	2nd - 1st half	31	33	.484	5.5
		3rd - 2nd half	33	30	.524	2.0
Burlington	Midwest (A)	1st - 1st half	41	26	.612	+2.0
		7th - 2nd half	26	44	.371	17.0
Asheville	South Atlantic (A)	7th- 1st half	24	45	.348	20.5
		15th - 2nd half	31	38	.449	14.5
Auburn	New York-Penn (A)	2nd	38	39	.494	9.0
Astros	Gulf Coast (R)	4th	27	33	.450	6.0

MINOR LEAGUE RECAP: The Astros minor league system finished the 1991 campaign with a 400-415 combined record in the regular season, a .491 winning percentage. The organization had a 6-5 post-season mark, which was highlighted by the Tucson Toros winning their first-ever Pacific Coast League title.

ASTROS MINOR LEAGUE STADIUMS

City	Name	Dimensions			Capacity
		LF	CF	RF	
Asheville (NC)	McCormick Field	328'	401'	301'	3,500
Auburn (NY)	Falcon Park	330'	409'	330'	3,575
Burlington (IA)	Community Field	330'	372'	320'	3,500
Jackson (MS)	Smith-Wills Stadium	330'	400'	330'	5,200
Osceola (FL)	Osceola County Stadium	330'	410'	330'	5,100
Tucson (AZ)	Hi Corbett Field	366'	392'	348'	9,500

TUCSON

Pacific Coast League—AAA

With a 45-25 record in the first half, the Toros earned a berth in the PCL playoffs where they defeated Colorado Springs, three games to one, to win the Southern Division title. In the finals against Calgary, Tucson lost the first two contests before capturing the final three at home to win the league championship, its first ever.

The Toros, who batted .292 as a team, were paced by infielder **Dave Rohde's** .372 average. Outfielder **Kenny Lofton** led the Astros organization in at-bats (545), hits (168), runs (93) and triples (17). Lofton also finished fifth in the PCL with 40 stolen bases.

Third baseman **Gary Cooper** finished among organizational leaders in eight offensive categories, including average (.305), home runs (14), RBI (75), doubles (25) and slugging percentage (.500). He was named TOPPS PCL Player-of-the-Month for June with a .383 average and 26 RBI, and put together a team-best, 17-game hitting streak (matched by **Andjuar Cedeno**).

Terry Clark tied for the league lead with 14 wins as did **Dean Wilkins'** 20 saves (which tied a Toros' record). **Ryan Bowen** tossed two complete-game shutouts before his mid-season summons to Houston.

TUCSON

(Pacific Coast League, Class AAA)

Player	Batting					Pitcher	Pitching			
	AVG	AB	H	HR	RBI		W-L	ERA	G	SV
Anthony	.336	318	107	9	63	H. Allen	0-2	19.50	5	0
Baker	.183	164	30	1	15	Bowen	5-5	4.38	1	0
A. Cedeno	.303	347	105	7	55	Capel	4-2	2.40	30	3
Colombino	.273	198	54	1	25	Childress	0-1	6.92	7	0
Cooper	.305	406	124	14	75	Clark	14-7	4.66	26	0
Dean	.333	48	16	0	5	Corsi	0-0	0.00	2	0
Engle	.000	1	0	0	0	Freeland	1-3	6.42	22	0
Eusebio	.400	20	8	0	2	Hartgraves	3-0	3.09	16	0
Hubbard	.000	4	0	0	0	Hennis	4-0	3.36	11	0
Lofton	.308	545	168	2	50	Henry	10-11	4.80	27	0
Massarelli	.268	127	34	0	16	X. Hernandez	2-1	2.75	16	4
McGriff	.288	146	42	0	24	Itsley	8-6	4.27	46	0
McLemore	.357	14	5	0	0	Juden	3-2	3.18	10	0
Mikulik	.500	4	2	0	0	Mallicoat	4-4	5.48	19	1
Mota	.299	462	138	2	46	Schilling	0-1	3.42	13	3
Nelson	.278	90	25	3	25	Schiraldi	3-2	4.47	15	0
Nichols	.215	121	26	3	17	Sebra	4-2	3.75	30	4
Ortiz	.323	127	41	3	22	Tunnel	5-3	3.84	20	0
Rhodes	.260	308	80	1	46	Turner	1-1	4.15	20	0
Rohde	.372	253	94	1	40	Wilkins	8-7	4.20	65	20
Servais	.324	219	71	2	27	Williams	0-1	4.93	7	0
Simms	.246	297	73	15	59					
Tolentino	.290	303	88	6	51					
Yelding	.395	43	17	0	3					
Young	.304	79	24	0	17					

MID-SEASON ALL-STARS: Andjuar Cedeno, Gary Cooper, Kenny Lofton and Dean Wilkins.

POST-SEASON ALL-STARS: Gary Cooper, Kenny Lofton and Dean Wilkins

PCL PLAYERS/PITCHERS OF THE WEEK: Scott Servais (4/10-4/20); Eric Anthony (5/19-5/25); Gary Cooper (6/2-6/8); Andy Mota (6/30-7/6); Rob Nelson (8/18-8/24); and Ryan Bowen (4/21-4/27 and 5/26-6/1).

JACKSON Texas League-AA

Outfielder **Joe Mikulik** (.293 AVG, 15 HR, 94 RBI) and **Howard Prager** (.305 AVG, 11 HR, 65 RBI) led the Jackson offense as the Generals completed the 1991 season with an overall record of 70-66.

Mikulik's RBI total led the Astros organization while his 15 home runs tied for second. After being promoted from Osceola early in the year, Prager hit 10 of his 11 home runs, drove in 44 runs and batted .320 in his final 69 games. Outfielder **Bert Hunter** shrugged off a slow start to hit at a .313 clip after June 10. Second baseman **Trent Hubbard** paced the team with 65 walks and finished second to Mikulik with 135 hits. The club was third in the league with 169 stolen bases as four Generals finished the season with 20-or-more thefts (Hubbard 39, Hunter 32, Bernie Jenkins 21, Mikulik 20).

The pitching staff was led by **Chris Gardner's** 13 victories and 3.15 ERA, both of which were second best in the Texas League. Gardner finished the season strong by winning six of his last seven decisions and compiling a 1.86 ERA after July 18. **Jeff Juden** went 6-3 with a 3.10 ERA before being called up to Tuscon.

Rich Simon ended the season with 20 saves, good for third in the league and tying him for third in the Astros chain. His 2.18 ERA and 56 appearances were also among the organizational leaders. Shane Reynolds paced the club with 116 strikeouts, and **Pete Bauer** allowed just 50 hits in 78 innings.

JACKSON (Texas League, Class AA)

Player	Batting					Pitcher	Pitching			
	AVG	AB	H	HR	RBI		W-L	ERA	G	SV
Ansley	.232	233	54	1	20	H. Alien	4-7	4.50	26	0
Baldwin	.206	34	7	0	4	August	1-2	5.24	7	0
Beuerlein	.263	19	5	1	4	Bauer	3-7	3.81	46	2
Dean	.237	278	66	2	33	Coffman	8-7	5.03	30	1
Eusebio	.261	222	58	2	31	Freeland	0-1	9.00	1	0
Forrester	.231	39	9	0	5	Gardner	13-5	3.15	22	0
Hajek	.191	94	18	0	9	Grovom	1-1	3.63	10	0
Harris	.240	150	36	0	18	Hartgraves	6-5	2.68	19	0
Hubbard	.297	455	135	2	41	Jones	4-3	4.88	10	0
Be. Hunter	.256	379	97	1	43	Juden	6-3	3.10	16	0
Jenkins	.260	335	87	5	36	Kaiser	1-4	11.54	14	0
Kellner	.270	311	84	2	25	LaRose	1-3	4.05	26	6
Madsen	.221	407	90	7	50	Mallicoat	4-1	3.77	18	1
Makarewicz	.231	229	53	2	30	Resnikoff	1-1	3.00	26	1
Massarelli	.211	36	8	0	0	Reynolds	8-9	4.47	27	0
McLemore	.227	22	5	1	4	Richards	1-1	2.66	29	1
Mikulik	.293	492	144	15	94	Sebra	0-0	0.00	1	0
Miller	.186	70	13	1	5	Simon	4-2	2.18	56	20
Prager	.305	357	109	11	65	Trice	1-3	4.18	20	1
Renteria	.288	59	17	1	6	Williams	2-1	4.20	3	0
						Winds	1-0	1.29	13	0

MID-SEASON ALL-STARS: Chris Gardner, Jeff Juden, Joe Mikulik and Rich Simon.

POST-SEASON ALL-STARS: Chris Gardner

TEXAS LEAGUE PITCHERS OF THE WEEK: Jeff Juden (5/6-5/12) and Kevin Coffman (7/15-7/21).

OSCEOLA Florida State League—A

An 18-game hitting streak by outfielder **Brian Hunter** and solid pitching down the stretch highlighted a 64-63 campaign by Osceola.

Hunter's streak, during which he hit .365, helped him raise his average from .208 to .240 over the final month of the season. Overall, Hunter led Osceola with 32 stolen bases and batted .333 in his last 27 games. Teammate **David Hajek** put together a 13-game streak from May 4-21 with 18 hits in 51 at-bats (.353), while shortstop **Orlando Miller** led the club with a .298 average after opening the season at Jackson.

Before a string of promotions eventually landed him in Houston, righthander **Brian Williams** put together a 6-3 record and allowed just 72 hits in 89.2 innings. **Brian Griffiths**, who began the season on the disabled list, won his final four decisions and compiled a 1.12 ERA after July 18. Starter **Donnie Wall** also put together a strong second half with a 1.42 ERA in his last nine appearances and notched four complete games to lead the staff. Wall's combined total of seven complete games at Burlington and Osceola was an organizational high.

The bullpen was anchored by **Montie Phillips** with 11 saves and a 2.09 ERA. **Ed Ponte** contributed 10 saves and allowed just 43 hits in 76 innings while striking out 82.

OSCEOLA (Florida State League, Class A)

Player	Batting					Pitcher	Pitching			
	AVG	AB	H	HR	RBI		W-L	ERA	G	SV
Angotti	.000	7	0	0	0	Costello	1-0	7.50	5	0
Ansley	.087	46	4	0	3	Farmer	7-5	3.63	17	0
Ball	.245	392	96	5	51	Griffiths	4-3	1.92	18	0
Bell	.097	31	3	0	3	Grovom	0-1	1.51	15	0
Berry	.215	274	59	0	24	Hyson	8-10	4.18	25	0
Beuerlein	.224	192	43	8	23	Johnson	4-0	2.37	34	1
Curtis	.208	322	67	0	20	Jones	4-4	4.35	14	0
Dallas	.264	337	89	2	47	Kaiser	0-5	9.72	7	0
Hajek	.263	232	61	0	20	Luckham	8-12	3.89	27	0
Br. Hunter	.240	392	94	1	30	Morman	0-0	1.50	3	0
Johnson	.144	96	14	0	5	Phillips	2-5	2.09	44	11
Kellner	.216	204	44	1	15	Ponte	7-6	1.68	47	10
Massarelli	.309	194	60	1	22	Resnikoff	0-0	0.48	8	0
Miller	.298	272	81	0	36	Sebra	1-0	2.77	5	1
R. Mota	.197	71	14	0	3	Small	3-0	1.61	26	2
Olmstead	.238	168	40	1	23	Wall	6-3	2.09	12	0
Prager	.279	43	12	0	27	Williams	6-4	2.91	15	0
Renteria	.281	231	65	0	27	Windes	3-5	2.21	45	8
Richison	.000	5	0	0	1					
Rodgers	.216	139	30	0	4					
Roman	.292	72	21	0	6					
Scott	.214	341	73	0	27					

MID-SEASON ALL-STARS: Montie Phillips

FLORIDA STATE LEAGUE PLAYER/PITCHERS OF THE WEEK:
Orlando Miller (8/12-8/18); Todd Jones (4/29-5/5); Brian Williams (6/17-6/23); Gordy Farmer (7/8-7/14); and Donnie Wall (8/5-8/11).

BURLINGTON Midwest League—A

A 12-game winning streak from June 1-12 propelled Burlington to a 41-26 record and a first-half division title in the Midwest League. The team advanced to the post-season, but was swept by Clinton in the first round of the league playoffs.

Pitcher **Ken Wheeler** lost his first start before reeling off seven consecutive victories, and outfielder **Chris Hatcher** hit nine home runs in the first half to aid Burlington's quick start. **Tony Gilmore** batted .313 through the team's first 69 games, and **Fletcher Thompson** hit a steady .271 in 116 games at second base.

Outfielders **Bryan Smith** (.317) and **Ray Montgomery** (.278), and first baseman **Roberto Petagine** (.277) led the offense over the final 68 games of the season.

Righthander **Troy Dovey** led the pitching staff with 130 strikeouts (second in the organization) in 116.1 innings, and closer **Wally Trice** posted 18 saves and an 0.99 ERA in 35 appearances before being promoted to Jackson. **Anthony Gutierrez** compiled a 2.31 ERA after becoming a starter in late June, and reliever **Bob Hurta** notched 82 strikeouts in 62.1 innings. **Donnie Wall's** combined 2.05 ERA at Osceola and Burlington was fourth-best in the Astros system.

BURLINGTON (Midwest League, Class A)

Player	Batting					Pitcher	Pitching			
	AVG	AB	H	HR	RBI		W-L	ERA	G	SV
Acta	.257	276	71	2	35	D. Allen	5-7	5.22	27	0
Bennington	.185	92	17	1	6	Anderson	1-4	6.40	6	0
Beuerlein	.235	34	8	0	7	Bjornson	1-2	5.15	6	0
Burns	.196	48	9	2	9	Dovey	7-6	3.02	25	1
Chavez	.257	420	108	3	41	B. Gonzales	7-7	3.19	60	7
Christ'son	.230	161	37	2	21	Gutierrez	7-4	2.69	32	0
Cruz	.278	418	116	8	59	Hurta	6-2	3.32	56	3
Davis	.187	171	32	4	19	Lane	6-3	3.39	57	4
Gilmore	.272	276	75	1	27	McDowell	1-0	6.56	17	0
Hatcher	.235	497	117	13	65	Nieto	0-1	3.09	22	0
Henderson	.199	211	42	3	20	Normand	0-5	4.63	9	0
Lambert	.263	255	67	3	31	Scott	7-14	5.94	27	0
Lanfranco	.210	92	20	1	11	Trice	4-2	0.99	35	18
Montgomery	.252	433	109	3	57	Wall	7-5	2.03	16	0
Petagine	.259	432	112	12	57	Wheeler	8-8	3.33	25	0
B. Smith	.239	330	79	0	31					
L. Smith	.250	12	3	0	0					
F. Thompson	.271	428	116	5	33					

MID-SEASON ALL-STARS: Ruben Cruz, Tony Gilmore, Chris Hatcher, Roberto Petagine, Fletcher Thompson, Wally Trice, Ken Wheeler, Tim Tolman (Manager), Jim Hickey (Coach) and Rickey Peters (Coach).

POST-SEASON ALL-STARS: Chris Hatcher, Fletcher Thompson and Wally Trice.

MIDWEST LEAGUE PLAYERS/PITCHER OF THE WEEK: Roberto Petagine (4/28-5/4); Chris Hatcher (6/2-6/8); and Bob Hurta (6/30-7/6).

ASHEVILLE South Atlantic League-A

Jim Dougherty set a Tourists' record with 27 saves and shortstop **Tom Nevers** hit an organizational-high 16 home runs for the youngest team in the South Atlantic League.

Last year's first-round draft pick, Nevers was batting just .222 on July 12, but hit at a .306 clip to finish the season at .252. His 16 homers were fourth-best in the league. Second-year players **Vince Roman** and **Lance Smith** also surged late, batting .330 and .319, respectively, over the club's final 53 games.

Dougherty's 27 saves were the most in the Astros system and included 12 in the team's last 46 games. He also allowed no home runs in 82.0 innings. **Ed Quijada**, a third baseman last year at Asheville, was converted to a pitcher in extended spring training and paced the staff with three complete games. **Doug Ketchen** led the club in starts (27) and wins (10), while **Steve Powers** had the most strikeouts (100).

ASHEVILLE
(South Atlantic League, Class A)

Player	Batting					Pitcher	Pitching			
	AVG	AB	H	HR	RBI		W-L	ERA	G	SV
Angotti	.111	9	1	0	0	Barreiro	0-3	3.90	18	0
Burns	.242	244	59	7	40	Bjornson	0-2	6.19	5	0
Christ'son	.251	187	47	1	23	Branconier	6-10	3.54	27	1
Davis	.176	85	15	1	4	Brown	6-13	4.43	31	1
Flores	.220	223	49	2	16	Dougherty	3-1	1.54	61	27
J. Gonzales	.185	27	5	0	2	Fidler	1-2	5.06	33	1
Groppuso	.183	197	36	4	25	Gobel	3-1	7.71	15	0
Harley	.238	345	82	2	21	J.Hernandez	3-8	8.08	30	1
Hawkins	.417	12	5	0	2	Ketchen	10-12	4.27	27	0
Hurlbutt	.209	206	43	2	17	Nieves	0-2	9.82	3	0
Lanfranco	.138	29	4	0	2	Powers	8-9	4.36	36	0
A. Montero	.216	153	33	2	10	Prats	4-1	4.08	33	3
Nevers	.252	441	111	16	71	Quijada	6-8	3.77	22	2
Roman	.279	298	83	2	16	Reed	4-2	2.73	40	0
Rumsey	.290	176	51	5	21	Wilson	1-9	5.54	22	0
L. Smith	.280	346	97	4	41					
Swinton	.216	338	73	9	41					
Veit	.193	192	37	0	19					
Wallace	.254	402	102	2	36					
White	.256	437	112	8	43					

MID-SEASON ALL-STARs: Jim Dougherty and Tom Nevers.

SOUTH ATLANTIC LEAGUE PLAYER/PITCHER OF THE WEEK: Tom Nevers (8/4-8/10) and Steve Powers (8/4-8/10).

AUBURN
New York-Penn League—A

Second baseman **James Mouton** stole 60 bases, leading all short-season rookie league players, and **Eric Martinez** batted .320 to lead the Astros offensive attack.

Martinez finished sixth in the race for the New York-Penn League batting title, and his 58 RBI were good for second-best. He also hit nine home runs to lead the club, and his .496 slugging percentage was third-best in the Astros system. Mouton's 60 steals were an organizational high and 29 more than his nearest rival in the league. He also had 10 triples to lead the club, and his 15 doubles were second to Martinez' 20. First baseman **Bryant Winslow** closed well, batting .328 and knocking four home runs in his final 16 games.

Lefthander **Mark Loughlin** finished sixth in the league with a 2.01 ERA and tied for fifth with eight victories. **Chris White** saved nine of the Astros 38 wins to lead the club, and **Rod Biehl** allowed just 51 hits in 77.2 innings while striking out 75. **Tony Miller** saved six games and struck out 36 in 27.1 innings pitched.

AUBURN
(New York-Penn League, Class A)

Player	Batting					Pitcher	Pitching			
	AVG	AB	H	HR	RBI		W-L	ERA	G	SV
Angotti	.192	52	10	2	7	Anderson	2-3	3.64	9	0
Cabrera	.226	124	28	0	9	Biehl	5-3	3.48	19	0
Cacini	.229	192	44	1	15	Evans	2-5	3.65	17	2
Durkin	.256	246	63	5	35	Gallagher	2-5	6.94	16	0
Hobson	.155	174	27	0	10	Holliday	2-3	3.59	10	0
Linares	.274	175	48	3	24	Lewis	3-2	3.76	7	0
E. Martinez	.320	278	89	9	58	Loughlin	8-2	2.01	15	0
McGlone	.241	187	45	0	16	Martinez	2-2	6.75	13	0
A. Montero	.217	143	31	2	19	T. Miller	3-2	4.61	20	6
Mouton	.264	288	76	2	40	Rose	7-4	2.72	21	1
Murphy	.167	86	11	0	3	Sewell	0-1	8.74	9	1
Richison	.000	11	0	0	0	Waring	0-4	3.84	21	3
Schulte	.278	263	73	0	27	White	2-3	3.66	26	9
B. Thompson	.229	144	33	0	17					
Winslow	.252	214	54	5	23					

POST-SEASON ALL-STARs: Eric Martinez and Mark Loughlin

GULF COAST Gulf Coast League—Rookie

Outfielder **Darnel Hawkins** finished sixth in the Gulf Coast League with a .309 average and **Robert McCleod** compiled a 1.93 ERA (sixth in the GCL) in nine starts to lead the Astros to a 27-33 record.

Hawkins also paced the offense with a .425 on-base percentage and stole 14 bases, second-most on the team. Second round draft pick **Buck McNabb** stole a club-high 23 bases to go along with his .293 batting average, and **Enrique Calero** fell just 19 plate appearances short of being included among the league leaders with a .323 average. Third baseman **Eduardo Ramos** led the club with 29 RBI and 16 extra-base hits, and outfielder **Bob Abreu** contributed a .301 average.

Chuck Smith's 64 strikeouts in 59.1 innings pitched was good for fifth in the league, and McCleod allowed just 39 hits in his 51.1 innings. **Jeff Miller** and **Jorge Correa** led the club in wins with five apiece, while **Derrick Bottoms** had a team-high six saves to go along with a 2.93 ERA.

GULF COAST (Gulf Coast League, Rookie)

Player	Batting					Pitcher	Pitching			
	AVG	AB	H	HR	RBI		W-L	ERA	G	SV
Abreu	.301	183	55	0	20	Bjornson	2-0	0.00	4	0
Albaladejo	.170	53	9	1	8	Blest	0-2	7.67	16	0
Calero	.323	133	43	0	10	Boatman	1-4	6.14	16	1
Campos	.147	34	5	0	3	Bottoms	3-3	2.93	16	6
Castillo	.300	30	9	0	3	Correa	5-3	3.48	14	0
E. Cedeno	.191	110	21	0	10	Dault	0-0	0.00	3	0
Centeno	.318	85	27	0	7	Fesh	0-0	2.19	6	0
Colon	.238	193	46	2	28	McCleod	4-3	1.93	9	0
J. Gonzalez	.204	103	21	0	3	J. Miller	5-2	2.49	23	0
Grapenthien	.000	7	0	0	0	Morman	1-0	2.16	11	1
Hawkins	.309	139	43	2	23	Nix	0-5	6.34	9	0
Jarad	.214	14	3	0	1	C. Smith	4-3	3.49	15	0
Lee	.170	53	9	0	1	Spring	1-4	4.58	16	0
Livesey	.245	151	37	0	14	Vandemark	0-0	6.75	2	0
R. Martinez	.139	101	14	0	6	D. Young	1-4	7.99	13	0
McNabb	.293	174	51	0	9					
Ramos	.277	202	56	2	29					
Rodriguez	.164	55	9	0	6					
Santana	.212	66	14	0	7					

GULF COAST LEAGUE PLAYER OF THE WEEK: Eduardo Ramos (6/30-7/6)

SCOUTING DIRECTORY

NATIONAL

- Dan O'Brien, Jr. Director of Scouting, Houston Astros,
P.O. Box 288, Houston, TX 77001-0288
- Lew Temple Assistant Director of Minor Leagues & Scouting, Houston Astros,
P.O. Box 288, Houston, TX 77001-0288
- David Rawnsley Assistant Scouting Director, Houston Astros,
P.O. Box 288, Houston, TX 77001-0288
- David Lakey National Scouting Supervisor, Special Assignment,
1914 Running Brook, Austin, TX 78723
- Stan Benjamin Major League Scout, Special Assignment,
140 Marine Circle, Hallandale, FL 33009
- George Brophy Major League Scout, Special Assignment,
401 West 50th Street, Minneapolis, MN 55419
- Howie Haak Major League Scout, Special Assignment,
1429 S. Riverside Road, Palm Springs, CA 92264
- Charlie Fox Major League Scout, Special Assignment,
50 Mounds Road, San Mateo, CA 94402
- Dick Hager Major League Scout,
1050 Borregas Avenue #160, Sunnyvale, CA 94089-1650
- Paul Weaver National Cross Checker,
4940 Sawyer Avenue, Carpinteria, CA 93013

NORTHEASTERN

- Gerry Craft Northeastern Region Supervisor
Route 3, Country Club Rd., St. Clairsville, OH 43950
- Bob Blair 12 E. 86th Street, #420, New York, NY 10028
(NY, NJ)
- Mike Maggart 339 Elm Street, Penn Yan, NY 14527
(NY, PA)
- Tom Mooney 100 Parker Street, Pittsfield, MA 01201
(ME, VT, NH, CT, MA, RI, DE, NY, NJ)
- Jim Pransky 145 S. Pitt Street, Apt. C, Carlisle, PA 17013
(Canada, PA, DE, NJ)
- Kevin Stein 348 Cheyenne Way, Reynoldsberg, OH 43068
(IN, OH, WV)

SOUTHEASTERN

- Lynwood Stallings Southeastern Region Supervisor
917 Beechwood, Kingsport, TN 37663
- Stan Boroski 2205-N Pontina Court, Kissimmee, FL 34741
(FL, PR)
- William Buck 113 Courtney Drive, Manassas Park, VA 22111
(VA, MD, DC)
- Jug Deford Route #6, Box 6897, Manchester, TN 37355
(TN, GA, AL, KY, FL)
- Orlando Estevez 6980 N.W. 179th Street, #105, Miami, FL 33015
(FL)
- Carl Greene Route #1, Box 86, Vilas, NC 28692
(MD, VA, NC, SC)
- Brian Keegan 5246 Elder Avenue, Apt. #4, Charlotte, NC 28204
(NC, SC)
- Joe Pittman 809 McKinnon Drive, Columbus, GA 31907
(GA, SC, FL)

CENTRAL

- Jack Bloomfield Central Region Supervisor,
1310 Iris Street, McAllen, TX 78501
- Ralph Bratton P.O. Box 43752, Austin, TX 78745
(TX)
- Chuck Edmondson 1507 E. 47th, Texarkana, AR 75502
(AR, TX, OK, KS)
- James Farrar 722 Unadilla, Shreveport, LA 71106
(LA, MS)
- Ben Galante 11002 Hammerly #88, Houston, TX 77043
(TX, LA, MS)
- Bill Kelso 6904 W. 52nd Place, #1B, Mission, KS 66202
(KS, MO, IL, WI, IA, MN, NE, ND, SD)
- Walter Millies 5312 W. 96th Street, Oak Lawn, IL 60453
(IL)
- Hal Newhouser 2584 Marcy Court, Bloomfield Hills, MI 48013
(MI)

Deron Rombach	3518 South Elm, Grand Prairie, TX 75051 (TX)
Tad Slowik	7901 N. Kildare Ave., Skokie, IL 60076 (WI, IL, MI)
Ronnie Stevens	7440 Weaver Ave., New Orleans, LA 70127 (LA, MS)
WESTERN	
Walt Matthews	Western Regional Supervisor P.O. Box 7170, Texarkana, TX 75505
Ross Sapp	West Coast Scouting Supervisor Box 1391, Moreno Valley, CA 92337
Clark Crist	5048 W. Pheasant Street, Tucson, AZ 85741 (AZ, NM, East TX, CO, UT, WY, NV, HI)
Sterling Housley	7034 Vassar Ave., #111, Canoga Park, CA 91303 (CA)
Dan Huston	15240 S.E. 43rd Street #B101, Bellevue, WA 98006 (OR, WA, ID, MT)
Marc Johnson	5740 E. Fair Place, Englewood, CO 80111 (CO)
Bob King	9240 Golondrina Drive, La Mesa, CA 92041 (Southern CA, HI)
Bobby Macias	2331 Marber Ave., Long Beach, CA 90015 (Southern CA)
Ramee Richards	4714 Second Avenue, Los Angeles, CA 90043 (Southern CA)
Rich Schroeder	2673 Yerba Cliff Court, San Jose, CA 95121 (Northern CA, HI, NV, WY)
Gene Wellman	18081 Joseph Drive, Castro Valley, CA 94546 (Bay Area, Northern CA)
Greg Whitworth	P.O. Box 367, Nuevo, CA 92567 (Southern CA)

LATIN AMERICA

Julio Linares	Latin America Supervisor P.O. Box 62, San Pedro de Macoris, DR
Domingo Mercedes	P.O. Box 614, San Pedro de Macoris, DR (DR)
Carlos Muro	Compostela 5313, Las Palmas, Puebla, MEXICO (Mexico)
Ramon Perez	Barrio La Loteria, Calle Cinco #1, Santiago, DR (DR)
Andres Reiner	Avenue 104B, Res. El Encanto Apt. 9A, Urb. Presbo, Valencia, Edo, Carabobo, VENEZUELA (Venezuela)
Adrian Rodriguez	P.O. Box 298, La Romana, DR (DR)
Frankie Thon	Calle 2 Bloque 7 Nro. 4 Alturas De Torrimar, Guaynabo, PR 00657 (PR, Virgin Islands)

FIRST CHOICES IN JUNE DRAFTS

1965.....Alex Barrett, SS	1979.....John Mizerock, C
1966.....Wayne Twitchell, RHP	1980.....Jeff Calhoun, LHP
1967.....John Mayberry, 1B-OF	1981.....Curtis Burke, OF
1968.....Martin D. Cott, C	1982.....Steven Swain, OF
1969.....J.R. Richard, RHP	1983.....Robbie Wine, C
1970.....Randy Scarbery, RHP	1984.....Don August, RHP
1971.....Neil Rasmussen, SS	1985.....Cameron Drew, OF
1972.....Steve Englishby, OF	1986.....Ryan Bowen, RHP
1973.....Calvin Portley, SS	1987.....Craig Biggio, C
1974.....Kevin Drake, OF	1988.....Willie Ansley, OF
1975.....Bo McLaughlin, RHP	1989.....Jeff Juden, RHP
1976.....Floyd Bannister, LHP	1990.....Tom Nevers, SS
1977.....Ricky Adams, SS	1991.....John Burke, RHP
1978.....Rod Boxberger, RHP	

(1980-81 selections are third round picks due to compensation for signing free agents. All others are first round choices.)

MINOR LEAGUE PLAYERS

ABREU, BOB KELLY – Infielder

Height: 6-0 Bats: L Born: March 11, 1974 – Avagua, Venezuela
 Weight: 160 Throws: R Hometown: Avagua, Venezuela
 Recommended/Signed By: Andres Reiner (Astros)
 How Obtained: Signed as a non-drafted free agent, August 21, 1990.

YEAR	CLUB	AVG.	G	AB	R	H	2B	3B	HR	RBI	BB	SO	SB
1991	Gulf Coast	.301	56	183	21	55	7	3	0	20	17	27	10

ACTA, MANUEL PENA – Infielder

Height: 6-2 Bats: R Born: January 11, 1969 – San Pedro de Macoris, DR
 Weight: 172 Throws: R Hometown: San Pedro de Macoris, DR
 Recommended/Signed By: Domingo Mercedes and Julio Linares (Astros)
 How Obtained: Signed as a non-drafted free agent, March 21, 1986.

YEAR	CLUB	AVG.	G	AB	R	H	2B	3B	HR	RBI	BB	SO	SB
(1986 Played in Dominican Summer League)													
1987	Sarasota	.268	59	235	37	63	5	2	2	13	13	37	5
1988	Osceola	.255	107	333	32	85	10	3	0	40	24	62	10
1989	Osceola	.000	5	11	1	0	0	0	0	0	3	4	0
	Columbus	.130	36	99	8	10	2	0	1	9	5	15	1
1990	Osceola	.206	44	126	12	26	3	0	0	2	15	16	2
	Columbus	.239	41	109	15	26	4	0	1	10	5	23	0
1991	Burlington	.257	78	276	27	71	14	1	2	35	16	40	0

ALBALADEJO, RANDY – Catcher

Height: 6-3 Bats: R Born: April 10, 1973 – Vega Alta, PR
 Weight: 190 Throws: R Hometown: Río Piedras, PR
 Recommended/Signed By: Frankie Thon (Astros)
 School: Los Lomas (PR) High School
 How Obtained: Selected by Astros in 17th round of June 1991 draft.

YEAR	CLUB	AVG.	G	AB	R	H	2B	3B	HR	RBI	BB	SO	SB
1991	Gulf Coast	.170	21	53	4	9	2	0	1	8	7	15	0

ALLEN, HAROLD WILLIAM – Lefthanded Pitcher

Height: 6-0 Bats: L Born: October 15, 1965 – Terre Haute, IN
 Weight: 210 Throws: L Hometown: Terre Haute, IN
 Recommended/Signed By: Gerry Craft (Astros)
 School: Indiana State University
 How Obtained: Selected by Astros in fifth round of June 1987 draft.

YEAR	CLUB	W-L	ERA	G	GS	CG	SHO	SV	IP	H	R	ER	BB	SO
1987	Auburn	2-8	4.72	14	14	0	0	0	68.2	71	47	36	38	68
1988	Asheville	11-8	2.83	26	26	5	0	0	159.0	152	68	50	69	115
1989	Osceola	12-11	3.34	26	25	2	0	0	159.0	155	78	59	57	123
1990	Columbus	7-9	3.71	22	22	0	0	0	114.0	98	59	47	70	78
1991	Jackson	4-7	4.50	26	14	0	0	0	92.0	90	65	46	74	61
	Tucson	0-2	19.50	5	4	0	0	0	12.0	25	27	26	22	6

ALMONTE, RAFAEL ROMULO – Outfielder

Height: 6-0 1/2 Bats: R Born: September 5, 1972 – Santiago, DR
 Weight: 175 Throws: R Hometown: Santiago, DR
 Recommended/Signed By: Domingo Mercedes and Julio Linares
 How Obtained: Signed as a non-drafted free agent 1990.

YEAR	CLUB	AVG.	G	AB	R	H	2B	3B	HR	RBI	BB	SO	SB
1991	Ingenio Santa Fe	.147	27	68	7	10	0	1	0	5	9	17	4

ANDERSON, THOMAS WILLIAM – Righthanded Pitcher

Height: 6-3 Bats: R Born: November 18, 1969 – Ames, IA
Weight: 210 Throws: R Hometown: Carroll, IA
Recommended/Signed By: David Lakey and Bill Kelso (Astros)
School: University of Iowa
How Obtained: Selected by Astros in eighth round of June 1991 draft.

YEAR	CLUB	W-L	ERA	G	GS	CG	SHO	SV	IP	H	R	ER	BB	SO
1991	Auburn	2-3	3.64	9	9	0	0	0	54.1	51	23	22	18	44
	Burlington	1-4	6.40	6	6	1	0	0	32.1	38	27	23	14	28

ANGOTTI, DONALD PETER – Catcher

Height: 6-1 Bats: R Born: December 28, 1970 – La Mesa, CA
Weight: 185 Throws: R Hometown: El Cajon, CA
Recommended/Signed By: Reggie Waller (Astros)
School: San Diego State University
How Obtained: Signed as a non-drafted free agent, July 16, 1989.

YEAR	CLUB	AVG.	G	AB	R	H	2B	3B	HR	RBI	BB	SO	SB
1989	Gulf Coast	.205	18	44	6	9	1	1	0	1	5	9	0
1990	Osceola	.143	24	35	2	5	2	0	0	1	3	17	0
1991	Auburn	.192	20	52	3	10	1	0	2	7	3	11	1
	Asheville	.111	5	9	0	1	0	0	0	0	0	0	0
	Osceola	.000	5	7	1	0	0	0	0	0	1	3	0

ANSLEY, WILLIE CARL – Outfielder

Height: 6-2 Bats: R Born: December 15, 1969 – Dallas, TX
Weight: 200 Throws: R Hometown: Plainview, TX
Recommended/Signed By: David Lakey (Astros)
School: Plainview (TX) High School
How Obtained: Selected by Astros in first round of June 1988 draft.

Career Highlights: Was the seventh overall draft pick (third high school player) in June 1988 draft. Hit .458 with seven home runs and 23 steals for Plainview High School and turned down a football scholarship at Oklahoma to sign with Astros. Named top offensive and defensive prospect in South Atlantic League in 1989 by *Baseball America*. Finished second in SAL in 1989 in hitting and third in steals. Hit back-to-back, inside-the-park home runs in a game for Columbus at Huntsville on June 23, 1990. Named Howe Sportsdata Player-of-the-Week in the Southern League for the week of June 18-24, 1990 when he hit .550 (11x20) with five home runs and 10 RBI. Finished fourth in the SL in stolen bases in 1990 with 33.

YEAR	CLUB	AVG.	G	AB	R	H	2B	3B	HR	RBI	BB	SO	SB
1989	Asheville	.309	103	340	81	105	14	2	6	55	73	90	53
	Columbus	.250	30	104	16	26	3	0	0	8	26	37	8
1990	Columbus	.255	120	445	69	106	9	7	9	37	54	121	33
1991	Osceola	.087	15	46	3	4	0	0	0	3	13	18	3
	Jackson	.232	77	233	43	54	15	5	1	20	43	66	9

AUGUST, SAMUEL ALAN – Righthanded Pitcher

Height: 6-2 Bats: R Born: November 24, 1967 – Huntington Beach, CA
Weight: 170 Throws: R Hometown: Huntington Beach, CA
Recommended/Signed By: Doug Deutsch and Reggie Waller (Astros)
School: Orange Coast (CA) College
How Obtained: Selected by Astros in second round of January 1986 draft.

Career Highlights: Named to the Gulf Coast All-Star Team in 1986 at Sarasota. Limited to seven starts in 1988-89 due to injury to right elbow.

YEAR	CLUB	W-L	ERA	G	GS	CG	SHO	SV	IP	H	R	ER	BB	SO
1986	Sarasota	6-5	1.52	13	13	1	0	0	83.0	71	23	14	20	66
1987	Asheville	12-1	1.72	18	18	5	3	0	115.0	82	35	22	39	110
1988	Osceola	2-0	1.50	5	5	0	0	0	30.0	20	9	5	10	28
1989	Columbus	0-0	3.12	2	2	0	0	0	8.2	4	3	3	6	8
1990	Gulf Coast	4-2	1.53	7	7	0	0	0	29.1	25	10	5	2	22
	Asheville	3-0	2.25	5	4	0	0	0	20.0	17	6	5	6	17
1991	Jackson	1-2	5.24	7	7	0	0	0	34.1	27	22	20	19	25

BALL, JEFF D. – Infielder

Height: 5-10 Bats: R Born: April 17, 1969 – Merced, CA

Weight: 185 Throws: R Hometown: Merced, CA

Recommended/Signed By: Tom Wheeler (Astros)

School: San Jose State University

How Obtained: Selected by Astros in 12th round of June 1990 draft

Career Highlights: Named third team All-America third baseman by *Baseball America* after junior year at San Jose State in which he finished third in the nation in RBI (83). Was third in the NYPL in 1990 with 18 doubles.

YEAR	CLUB	AVG.	G	AB	R	H	2B	3B	HR	RBI	BB	SO	SB
1990	Auburn	.289	70	263	40	76	18	1	5	38	22	35	20
1991	Osceola	.245	118	392	53	96	15	3	5	51	49	74	20

BEATO, HECTOR RAFAEL – Outfielder

Height: 6-2 Bats: R Born: May 23, 1973 – Boca Chica, DR

Weight: 175 Throws: R Hometown: Boca Chica, DR

Recommended/Signed By: Julio Linares and Ramon Perez (Astros)

How Obtained: Signed as a non-drafted free agent, January 20, 1991.

YEAR	CLUB	AVG.	G	AB	R	H	2B	3B	HR	RBI	BB	SO	SB
1991	Ingenio Santa Fe	.211	50	175	20	37	1	2	2	14	15	24	10

BELL, JAMES ROBERT – Catcher

Height: 6-2 Bats: R Born: February 26, 1969 – Salem, OR

Weight: 215 Throws: R Hometown: Chandler, AZ

Recommended/Signed By: Jim Johnson and Shawn Pender (Astros)

School: University of Florida

How Obtained: Signed as a non-drafted free agent, June 21, 1991.

YEAR	CLUB	AVG.	G	AB	R	H	2B	3B	HR	RBI	BB	SO	SB
1991	Osceola	.097	14	31	1	3	1	0	0	3	5	10	1

BERRY, PERRY JAMES – Infielder

Height: 6-1 Bats: R Born: April 11, 1969

Weight: 190 Throws: R Hometown: Dolores, CO

Recommended/Signed By: Ben Galante (Astros)

School: University of Southwestern Louisiana

How Obtained: Selected by Astros in 4th round of June 1990 draft.

YEAR	CLUB	AVG.	G	AB	R	H	2B	3B	HR	RBI	BB	SO	SB
1990	Asheville	.223	61	202	26	45	11	1	2	19	26	44	4
1991	Osceola	.215	94	274	39	59	8	3	0	24	37	60	5

BEUERLEIN, EDWARD ROBERT – Catcher

Height: 6-1 Bats: R Born: December 9, 1966 – Phoenix, AZ

Weight: 205 Throws: R Hometown: Scottsdale, AZ

Recommended/Signed By: Jim Coveney and Jim Johnson (Astros)

School: Louisiana Tech

How Obtained: Signed as a non-drafted free agent, February 21, 1990.

YEAR	CLUB	AVG.	G	AB	R	H	2B	3B	HR	RBI	BB	SO	SB
1990	Asheville	.299	54	187	21	56	11	1	0	25	11	47	1
1991	Burlington	.235	12	34	5	8	2	0	0	7	6	9	0
	Osceola	.224	62	192	23	43	8	0	8	23	28	59	1
	Jackson	.263	9	19	4	5	1	0	1	4	4	2	0

BIEHL, RODNEY MICHAEL – Lefthanded Pitcher

Height: 5-11 Bats: L Born: June 11, 1969 – Northlake, IL
 Weight: 190 Throws: L Hometown: Northlake, IL
 Recommended/Signed By: F.H. "Jug" Deford (Astros)
 School: University of Louisville
 How Obtained: Selected by Astros in 12th round of June 1991 draft.
 Career Highlights: Led NCAA in 1991 in strikeouts per nine innings (13.8)

YEAR	CLUB	W-L	ERA	G	GS	CG	SHO	SV	IP	H	R	ER	BB	SO
1991	Auburn	5-3	3.48	19	8	0	0	0	77.2	51	36	30	55	75

BJORNSON, CRAIG MICHAEL – Lefthanded Pitcher

Height: 6-0 Bats: L Born: February 14, 1970 – Tucson, AZ
 Weight: 185 Throws: L Hometown: Tucson, AZ
 Recommended/Signed By: Clark Crist (Astros)
 School: Nicholls State
 How Obtained: Signed as a non-drafted free agent, June 9, 1991.

YEAR	CLUB	W-L	ERA	G	GS	CG	SHO	SV	IP	H	R	ER	BB	SO
1991	Gulf Coast	2-0	0.00	4	3	0	0	0	25.0	12	0	0	6	24
	Asheville	0-2	6.19	5	1	0	0	0	16.0	17	12	11	6	11
	Burlington	1-2	5.15	6	6	0	0	0	36.2	43	25	21	19	22

BLEST, RICKY RAYMOND – Lefthanded Pitcher

Height: 6-0 Bats: L Born: April 12, 1969 – St. Louis, MO
 Weight: 210 Throws: L Hometown: St. Louis, MO
 Recommended/Signed By: Bill Kelso (Astros)
 School: Missouri Baptist
 How Obtained: Selected by Astros in 42nd round of June 1991 draft.

YEAR	CLUB	W-L	ERA	G	GS	CG	SHO	SV	IP	H	R	ER	BB	SO
1991	Gulf Coast	0-2	7.67	16	1	0	0	0	27.0	32	26	23	22	17

BOATMAN, STEVE – Righthanded Pitcher

Height: 6-3 Bats: R Born: August 12, 1971 – Lawton, OK
 Weight: 190 Throws: R Hometown: Coppell, TX
 Recommended/Signed By: F.D. "Cotton" Nix (Astros)
 School: Coppell High School
 How Obtained: Selected by Astros in 42nd round of June 1989 draft.

YEAR	CLUB	W-L	ERA	G	GS	CG	SHO	SV	IP	H	R	ER	BB	SO
1990	Gulf Coast	3-4	3.12	13	10	1	1	0	57.2	36	23	20	39	50
1991	Gulf Coast	1-4	6.14	16	4	0	0	1	36.2	45	38	25	24	20

BOEVER, JOSEPH MARTIN – Righthanded Pitcher

See Page 99

BOOKER, RODERICK STEWART – Infielder

See Page 101

BOTTOMS, STEPHEN DERRICK – Righthanded Pitcher

Height: 6-3 Bats: L Born: September 24, 1971 – Davidson, CO
 Weight: 190 Throws: L Hometown: Nashville, TN
 Recommended/Signed By: F.H. "Jug" Deford (Astros)
 School: Overton High School, Nashville, TN
 How Obtained: Selected by Astros in 19th round of June 1990 draft.
 Career Highlights: Placed sixth in Gulf Coast League with six saves in 1991.

(Bottoms, continued)

YEAR	CLUB	W-L	ERA	G	GS	CG	SHO	SV	IP	H	R	ER	BB	SO
1991	Gulf Coast	3-3	2.93	16	2	0	0	6	30.2	29	16	10	16	28

BRANCONIER, PAUL EDWARD – Righthanded Pitcher

Height: 6-2 Bats: R Born: May 6, 1969 – West Covina, CA

Weight: 170 Throws: R Hometown: West Covina, CA

Recommended/Signed By: Bob Blishop (Dodgers)

School: West Covina High School

How Obtained: Selected by Dodgers in 4th round of June 1988 draft. Released on December 10, 1990. Signed by Astros on March 6, 1991.

YEAR	CLUB	W-L	ERA	G	GS	CG	SHO	SV	IP	H	R	ER	BB	SO
1988	Gulf Coast	6-1	2.70	10	10	2	2	0	46.2	36	20	14	15	21
1989	Salem	5-6	4.91	15	15	0	0	0	88.0	104	58	48	29	51
1990	Yakima	1-4	5.28	18	6	0	0	1	61.1	85	44	36	16	35
1991	Asheville	6-10	3.54	27	25	3	0	1	142.1	141	77	56	38	98

BRANTLEY, MICHAEL CHARLES – Outfielder

See Page 103

BROWN, DUANE CLINTON – Righthanded Pitcher

Height: 6-5 Bats: R Born: December 19, 1969 – Myrtle Creek, OR

Weight: 170 Throws: R Hometown: Myrtle Creek, OR

Recommended/Signed By: Dan Huston (Astros)

School: College of the Siskiyous

How Obtained: Selected by the Astros in 37th round of June 1988 draft.

YEAR	CLUB	W-L	ERA	G	GS	CG	SHO	SV	IP	H	R	ER	BB	SO
1989	Gulf Coast	3-7	2.55	13	12	2	1	0	74.0	70	30	21	22	50
	Auburn	0-1	3.12	2	1	1	0	0	8.2	6	6	3	5	9
1990	Gulf Coast	1-2	6.43	4	3	0	0	0	14.0	18	10	10	6	12
	Auburn	2-2	3.00	6	6	0	0	0	36.0	29	17	12	15	22
1991	Asheville	6-13	4.43	31	20	2	0	1	146.1	163	86	72	44	75

BULLARD, JOHN SCOTT – Righthanded Pitcher

Height: 6-2 Bats: R Born: November 29, 1969 – Jacksonville, FL

Weight: 185 Throws: R Hometown: Jacksonville, FL

Recommended/Signed By: Joe Pittman (Astros)

School: Florida CC

How Obtained: Selected by Astros in 41st round of June 1990 draft.

YEAR	CLUB	W-L	ERA	G	GS	CG	SHO	SV	IP	H	R	ER	BB	SO
1990	Gulf Coast	2-1	1.64	4	3	0	0	0	11.0	5	3	2	7	6
1991														

Injured - Did Not Play

BURNS, MICHAEL JOE – Catcher

Height: 6-0 Bats: R Born: November 2, 1968 – Decatur, AL

Weight: 185 Throws: R Hometown: Decatur, AL

Recommended/Signed By: Bill Kelso and Ben Galante (Astros)

School: University of North Alabama

How Obtained: Signed as a non-drafted free agent, August 28, 1990.

YEAR	CLUB	AVG.	G	AB	R	H	2B	3B	HR	RBI	BB	SO	SB
1991	Asheville	.242	72	244	26	59	12	1	7	40	21	60	2
	Burlington	.196	16	46	6	9	3	0	2	9	2	13	1

CABRERA, MIGUEL – Outfielder

Height: 6-1 Bats: R Born: February 10, 1970 – San Pedro de Macoris, DR
Weight: 170 Throws: R Hometown: San Pedro de Macoris, DR
Recommended/Signed By: Julio Linares (Astros)
How Obtained: Signed as a non-drafted free agent on January 24, 1988.

YEAR	CLUB	AVG.	G	AB	R	H	2B	3B	HR	RBI	BB	SO	SB
		(1988 Played in the Dominican Summer League)											
		(1989 Played in the Dominican Summer League)											
1990	Gulf Coast	.246	20	57	8	14	2	0	0	7	4	15	3
1991	Auburn	.226	35	124	10	28	2	2	0	9	5	30	6

CACINI, RONALD LOUIS, JR. – Infielder

Height: 6-3 Bats: R Born: August 24, 1970 – Harvey, IL
Weight: 185 Throws: R Hometown: Mount Prospect, IL
Recommended/Signed By: Paul Weaver and Tad Slowik (Astros)
School: Triton Junior College
How Obtained: Selected by Astros in 68th round of June 1990 draft.

YEAR	CLUB	AVG.	G	AB	R	H	2B	3B	HR	RBI	BB	SO	SB
1991	Auburn	.229	62	192	15	44	13	0	1	15	25	61	10

CALERO, ENRIQUE – Infielder

Height: 6-3 Bats: R Born: July 12, 1971 – Mayaguez, PR
Weight: 190 Throws: R Hometown: Isabela, PR
Recommended/Signed By: Bill Kelso (Astros)
School: Rend Lake Junior College
How Obtained: Signed as a non-drafted free agent, June 25, 1991.
Career Highlights: Led the Gulf Coast Astros in batting with a .323 average in 1991.

YEAR	CLUB	AVG.	G	AB	R	H	2B	3B	HR	RBI	BB	SO	SB
1991	Gulf Coast	.323	45	133	12	43	4	1	0	10	10	16	0

CAMPOS, FRANCISCO MACHADO – Catcher

Height: 6-0 Bats: R Born: August 12, 1972 – Guaymas, Mexico
Weight: 165 Throws: R Hometown: Guaymas, Mexico
Recommended/Signed By: Carlos Muro (Astros)
How Obtained: Signed as a non-drafted free agent, April 19, 1991.

YEAR	CLUB	AVG.	G	AB	R	H	2B	3B	HR	RBI	BB	SO	SB
1991	Gulf Coast	.147	21	34	4	5	1	1	0	3	6	7	1

CARRASCO, HECTOR PACHECO – Righthanded Pitcher

Height: 6-2 Bats: R Born: October 22, 1969 – San Pedro de Macoris, DR
Weight: 175 Throws: R Hometown: San Pedro de Macoris, DR
Recommended/Signed By: Eddy Toledo (Mets)
How Obtained: Signed by Mets as a non-drafted free agent, March 20, 1988. Released by Mets January 6, 1992. Signed by Astros as a free agent, January 21, 1992.

YEAR	CLUB	W-L	ERA	G	GS	CG	SHO	SV	IP	H	R	ER	BB	SO
1988	Gulf Coast	0-2	4.17	14	2	0	0	0	36.2	37	29	17	13	21
1989	Kingsport	1-6	5.74	12	10	0	0	0	53.1	69	49	34	34	55
1990	Kingsport	0-0	4.05	3	1	0	0	0	6.2	8	3	3	1	5
1991	Pittsfield	0-1	5.40	12	1	0	0	1	23.1	25	17	14	21	20

CEDENO, EDUARDO – Infielder

Height: 6-0 Bats: R Born: August 2, 1972 – La Romana, DR
Weight: 150 Throws: R Hometown: La Romana, DR
Recommended/Signed By: Adriano Rodriguez and Julio Linares (Astros)
How Obtained: Signed as a non-drafted free agent, July 1, 1989.

(Cedeno, continued)

YEAR	CLUB	AVG.	G	AB	R	H	2B	3B	HR	RBI	BB	SO	SB
1990	La Romana	.216	39	116	12	25	6	2	1	10	6	18	2
1991	Gulf Coast	.191	33	110	11	21	4	0	0	10	2	36	5

CENTENO, HENRI FLORENTINO – Infielder

Height: 5-11 Bats: S Born: January 1, 1970 – Casanay, Venezuela
Weight: 159 Throws: R Hometown: Estado Sucre, Venezuela
Recommended/Signed By: Andres Reiner and Julio Linares (Astros)
How Obtained: Signed as a non-drafted free agent, May 2, 1990.

YEAR	CLUB	AVG.	G	AB	R	H	2B	3B	HR	RBI	BB	SO	SB
1990	La Romana	.224	33	98	13	22	1	0	0	5	14	12	3
1991	Gulf Coast	.318	31	85	12	27	4	0	0	7	5	10	4

CHAVEZ, RAUL – Infielder

Height: 5-11 Bats: R Born: March 18, 1973 – Valencia, Venezuela
Weight: 175 Throws: R Hometown: Valencia, Venezuela
Recommended/Signed By: Andres Reiner (Astros)
How Obtained: Signed as a non-drafted free agent, January 10, 1990.

YEAR	CLUB	AVG.	G	AB	R	H	2B	3B	HR	RBI	BB	SO	SB
1990	Gulf Coast	.323	48	155	23	50	8	1	0	23	7	12	5
1991	Burlington	.257	114	420	54	108	17	0	3	41	25	64	1

CHRISTOPHERSON, GARY RAY – Infielder

Height: 6-2 Bats: R Born: August 4, 1971
Weight: 185 Throws: R Hometown: Fountain Valley, CA
Recommended/Signed By: Doug Deutsch (Astros)
School: Golden West (CA) Junior College
How Obtained: Selected by Astros in 75th round of June 1989 draft.

YEAR	CLUB	AVG.	G	AB	R	H	2B	3B	HR	RBI	BB	SO	SB
1990	Gulf Coast	.273	53	187	24	51	12	0	2	31	24	12	4
1991	Asheville	.251	59	187	23	47	10	0	1	23	29	8	1
	Burlington	.230	47	161	20	37	6	0	2	21	28	29	1

COLON, DENNIS TORRES – Infielder

Height: 5-10 Bats: S Born: August 4, 1973 – Manati, PR
Weight: 165 Throws: R Hometown: Manati, PR
Recommended/Signed By: Frankie Thon (Astros)
School: Vega Alta

How Obtained: Selected by Astros in 79th round of June 1990 draft.

Career Highlights: Played shortstop on Puerto Rican National Junior Team during summer, 1990.

YEAR	CLUB	AVG.	G	AB	R	H	2B	3B	HR	RBI	BB	SO	SB
1991	Gulf Coast	.238	54	193	20	46	5	2	2	28	10	28	4

CORREA, JORGE A. – Righthanded Pitcher

Height: 6-2 Bats: R Born: July 4, 1971 – Miami Beach, FL
Weight: 175 Throws: R Hometown: Miami, FL
Recommended/Signed By: Pico Prado (Astros)
School: Miami (FL) Senior High School

How Obtained: Selected by Astros in ninth round of June 1990 draft.

Career Highlights: Led the 1991 Gulf Coast Astros in starts with 11 and tied for the team lead with five victories.

YEAR	CLUB	W-L	ERA	G	GS	CG	SHO	SV	IP	H	R	ER	BB	SO
1990	Gulf Coast	1-3	6.12	9	8	0	0	0	32.0	25	26	22	23	26
1991	Gulf Coast	5-3	3.48	14	11	0	0	0	67.1	59	36	26	42	56

COSTELLO, FRED M. – Righthanded Pitcher

Height: 6-4 Bats: R Born: October 1, 1966 – Clearlake, CA

Weight: 190 Throws: R Hometown: San Bruno, CA

Recommended/Signed By: Tom Wheeler, Bill Hallauer and Walt Matthews (Astros)

School: Oceana High School, San Bruno, CA

How Obtained: Selected by Astros in fourth round of June 1986 draft.

Career Highlights: Right shoulder injury limited him to just five appearance in 1991. Switched to bullpen before 1988 season and led Asheville in saves and appearances. Worked as clubhouse attendant and bat boy for San Francisco Giants while in high school.

YEAR	CLUB	W-L	ERA	G	GS	CG	SHO	SV	IP	H	R	ER	BB	SO
1986	Sarasota	4-5	4.75	14	12	1	1	0	66.1	74	42	35	26	51
1987	Sarasota	5-7	3.22	13	12	0	0	0	72.2	74	40	26	28	45
1988	Asheville	6-7	3.55	51	0	0	0	11	76.0	75	34	30	28	64
1989	Columbus	4-5	3.33	30	0	0	0	3	54.0	39	22	20	21	39
1990	Columbus	0-5	4.17	35	5	0	0	7	45.1	54	31	21	23	39
1991	Osceola	1-0	7.50	5	0	0	0	0	6.0	8	5	5	3	5

CRISPIN, CARLOS FELIX MYRA – Infielder

Height: 6-0 Bats: S Born: November 5, 1972 – San Pedro de Macoris, DR

Weight: 160 Throws: R Hometown: San Pedro de Macoris, DR

Recommended/Signed By: Domingo Mercedes and Julio Linares (Astros)

How Obtained: Signed as a non-drafted free agent, July 9, 1990.

YEAR	CLUB	AVG.	G	AB	R	H	2B	3B	HR	RBI	BB	SO	SB
1991	Ingenio Santa Fe	.262	54	187	25	49	7	2	0	9	38	22	11

CRUZ, RUBEN BONILLA – Outfielder

Height: 5-11 Bats: L Born: May 19, 1972 – Salinas, PR

Weight: 185 Throws: L Hometown: Salinas, PR

Recommended/Signed By: Frankie Thon (Astros)

How Obtained: Selected by Astros in 45th round of June 1989 draft.

Career Highlights: Selected to the Midwest League mid-season All-Star team in 1991. Struck out just two times in 141 at-bats in 1990.

YEAR	CLUB	AVG.	G	AB	R	H	2B	3B	HR	RBI	BB	SO	SB
1990	Gulf Coast	.255	39	141	12	36	5	3	0	13	11	2	3
1991	Burlington	.278	114	418	49	116	15	4	8	59	26	63	4

CURTIS, CRAIG ROBERT – Infielder

Height: 6-3 Bats: L Born: February 23, 1971 – North Kansas City, MO

Weight: 165 Throws: L Hometown: Kansas City, MO

Recommended/Signed By: Bill Kelso (Astros)

School: North Kansas City (MO) High School

How Obtained: Selected by Astros in eighth round of June 1989 draft.

Career Highlights: Finished sixth in the Gulf Coast League in hitting in 1989 and tied for third in stolen bases. Tied for second in the South Atlantic League in home runs in 1990 and seventh in stolen bases.

YEAR	CLUB	AVG.	G	AB	R	H	2B	3B	HR	RBI	BB	SO	SB
1989	Gulf Coast	.323	51	186	25	60	8	4	1	14	25	48	28
1990	Asheville	.228	119	360	65	92	7	3	17	51	75	91	33
1991	Osceola	.208	110	322	33	67	8	7	0	20	53	88	20

DAULT, RAYMOND DONALD – Righthanded Pitcher

Height: 6-6 Bats: R Born: April 15, 1972 – Corpus Christi, TX

Weight: 185 Throws: R Hometown: Austin, TX

Recommended/Signed By: Ralph Bratton (Astros)

School: Blinn Junior College

How Obtained: Selected by Astros in 43rd round of June 1990 draft.

(Dault, continued)

YEAR	CLUB	W-L	ERA	G	GS	CG	SHO	SV	IP	H	R	ER	BB	SO
1991	Gulf Coast	0-0	0.00	3	0	0	0	0	3.2	0	0	0	2	3

DEAN, KEVIN RICARDO – Outfielder

Height: 6-1 **Bats:** R **Born:** December 7, 1967 – Vallejo, CA

Weight: 190 **Throws:** R **Hometown:** Vallejo, CA

Recommended/Signed By: Loyd Christopher (Expos)

School: Hogan High School, Vallejo, CA

How Obtained: Selected by the Montreal Expos in first round of June 1986 free agent draft (15th player overall). Traded to the Atlanta Braves along with pitchers Sergio Valdez and Nathan Minchey in exchange for pitcher Zane Smith on July 2, 1989. Acquired by Astros from Braves in exchange for contract of pitcher Charley Kinfeld on April 28, 1990.

Career Highlights: Named to Gulf Coast League All-Star team in 1986. Rated as the second-best prospect in the Florida State League in 1987 by *Baseball America*.

YEAR	CLUB	AVG.	G	AB	R	H	2B	3B	HR	RBI	BB	SO	SB
1986	Bradenton	.309	51	181	38	56	7	3	0	17	30	36	16
1987	W. Palm Beach	.288	127	475	80	137	15	4	10	47	65	91	24
1988	Jacksonville	.256	137	496	81	127	24	4	7	48	88	107	33
1989	Indianapolis	.215	74	233	36	50	10	7	1	23	44	68	9
	Richmond	.167	2	6	1	1	0	0	0	0	0	2	0
	Durham	.207	45	135	23	28	6	1	3	10	34	47	15
1990	Greenville	.193	22	67	6	11	5	1	0	3	19	15	2
	Columbus	.288	22	73	8	21	7	0	0	11	16	19	4
	Tucson	.257	13	35	5	9	1	0	0	5	4	12	0
	Osceola	.223	28	94	13	21	2	2	1	22	21	32	9
1991	Jackson	.237	98	278	34	66	11	4	2	33	53	79	9
	Tucson	.333	17	48	14	16	4	2	0	5	11	17	1

DE LA CRUZ, FRANCISCO JAVIER – Catcher

Height: 6-2 **Bats:** R **Born:** July 9, 1973 – La Romana, DR

Weight: 175 **Throws:** R **Hometown:** La Romana, DR

Recommended/Signed By: Julio Linares and Adriano Rodriguez (Astros)

How Obtained: Signed as a non-drafted free agent, January 18, 1991.

YEAR	CLUB	AVG.	G	AB	R	H	2B	3B	HR	RBI	BB	SO	SB
1991	Ingenio Santa Fe	.228	25	79	6	18	2	0	0	6	6	23	0

DISTEFANO, BENITO JAMES, JR. – Infielder

See Page 105

DIAZ, JUAN RAMON – Outfielder

Height: 6-0 **Bats:** R **Born:** December 15, 1973 – Santiago, DR

Weight: 170 **Throws:** R **Hometown:** Santiago, DR

Recommended/Signed By: Julio Linares and Adriano Rodriguez (Astros)

How Obtained: Signed as a non-drafted free agent, June 25, 1991.

YEAR	CLUB	AVG.	G	AB	R	H	2B	3B	HR	RBI	BB	SO	SB
1991	Ingenio Santa Fe	.375	4	8	2	3	1	0	0	1	2	0	0

DOUGHERTY, JAMES E. – Righthanded Pitcher

Height: 6-0 **Bats:** R **Born:** March 8, 1968 – Brentwood, NY

Weight: 210 **Throws:** R **Hometown:** Brentwood, NY

Recommended/Signed By: Carl Greene (Astros)

School: University of North Carolina

How Obtained: Selected by Astros in 26th round of June 1990 draft.

Career Highlights: Finished third in South Atlantic League with 27 saves and fourth with 61 appearances in 1991. Also allowed no home runs in 82.0 innings pitched and was named to the league's mid-season All-Star team.

(Dougherty, continued)

YEAR	CLUB	W-L	ERA	G	GS	CG	SHO	SV	IP	H	R	ER	BB	SO
1991	Asheville	3-1	1.54	61	0	0	0	27	82.0	63	17	14	24	76

DOVEY, TROY EDWARD – Righthanded Pitcher

Height: 6-1 Bats: R Born: June 4, 1968 – Fort Lauderdale, FL

Weight: 185 Throws: R Hometown: North Lauderdale, FL

Recommended/Signed By: Pico Prado and Stan Benjamin (Astros)

School: Miami Dade South Junior College

How Obtained: Selected by Astros in 43rd round of June 1988 draft.

Career Highlights: Finished 10th in the Midwest League with a 3.02 ERA in 1991.

YEAR	CLUB	W-L	ERA	G	GS	CG	SHO	SV	IP	H	R	ER	BB	SO
1988	Asheville	1-0	0.75	4	1	0	0	0	12.0	8	7	1	5	9
	Gulf Coast	1-1	1.48	12	1	0	0	4	24.1	16	8	4	11	28
1989	Asheville	7-8	4.57	24	18	2	1	1	106.1	96	70	54	66	74
1990	Asheville	9-7	4.15	34	15	1	0	2	112.2	94	65	52	76	100
	Osceola	0-0	5.23	6	0	0	0	0	10.1	13	6	6	8	7
1991	Burlington	7-6	3.02	25	20	0	0	1	116.1	88	51	39	74	130

DURKIN, CHRISTOPHER MICHAEL – Outfielder

Height: 6-5 Bats: L Born: August 12, 1970 – Youngstown, OH

Weight: 210 Throws: L Hometown: Youngstown, OH

Recommended/Signed By: Kevin Stein (Astros)

School: Youngstown State

How Obtained: Selected by Astros in third round of June 1991 draft.

YEAR	CLUB	AVG.	G	AB	R	H	2B	3B	HR	RBI	BB	SO	SB
1991	Auburn	.256	69	246	31	63	10	3	5	35	30	64	20

ESPINAL, FELIBERTO – Catcher

Height: 6-0 Bats: R Born: March 14, 1974, Santiago, DR

Weight: 180 Throws: R Hometown: Santiago, DR

Recommended/Signed By: Julio Linares and Ramón Perez (Astros)

How Obtained: Signed as a non-drafted free agent, December 14, 1991.

YEAR	CLUB	AVG.	G	AB	R	H	2B	3B	HR	RBI	BB	SO	SB

(1992 will be first season in professional baseball)

EVANS, JAMES MICHAEL – Righthanded Pitcher

Height: 5-11 Bats: R Born: July 9, 1990 – Burlington, Ontario, Canada

Weight: 180 Throws: R Hometown: Burlington, Ontario, Canada

Recommended/Signed By: Paul Weaver (Astros)

School: Hancock Junior College

How Obtained: Selected by Astros in 14th round of June 1990 draft.

YEAR	CLUB	W-L	ERA	G	GS	CG	SHO	SV	IP	H	R	ER	BB	SO
1991	Auburn	2-5	3.65	17	4	0	0	2	44.1	39	25	18	22	28

FERRERA, RAMON ANTONIO – Infielder

Height: 6-0 Bats: R Born: May 23, 1973 – San Pedro de Macoris, DR

Weight: 175 Throws: R Hometown: San Pedro de Macoris, DR

Recommended/Signed By: Julio Linares and Domingo Mercedes (Astros)

How Obtained: Signed as a non-drafted free agent, February 18, 1991.

YEAR	CLUB	AVG.	G	AB	R	H	2B	3B	HR	RBI	BB	SO	SB
1991	Ingenio Santa Fe	.193	45	140	12	27	5	0	1	9	15	42	0

FESH, SEAN MICHAEL – Lefthanded Pitcher

Height: 6-2 Bats: L Born: November 3, 1972 – Danbury, CT
Weight: 165 Throws: L Hometown: Bethal, CT
Recommended Signed By: Tom Mooney (Astros)
School: Bethal High School
How Obtained: Selected by Astros in 61st round of June 1991 draft.

YEAR	CLUB	W-L	ERA	G	GS	CG	SHO	SV	IP	H	R	ER	BB	SO
1991	Gulf Coast	0-0	2.19	6	0	0	0	0	12.1	5	4	3	11	7

FLORES, JOSE DAVID – Infielder

Height: 6-1 Bats: S Born: January 1, 1971 – Cidra, PR
Weight: 155 Throws: R Hometown: Cidra, PR
Recommended Signed By: Frankie Thon (Astros)
School: Cidra (PR) High School
How Obtained: Selected by Astros in 38th round of June 1990 draft.

YEAR	CLUB	AVG.	G	AB	R	H	2B	3B	HR	RBI	BB	SO	SB
1990	Auburn	.183	42	109	13	20	2	0	0	6	18	16	3
1991	Asheville	.220	87	223	22	49	7	1	2	16	25	28	3

FREIRE, ALEXJANDRO – Outfielder

Height: 6-1 Bats: R Born: August 23, 1974 – Caracas, Venezuela
Weight: 170 Throws: R Hometown: Caracas, Venezuela
Recommended Signed By: Andres Reiner and Juan Oliveros (Astros)
How Obtained: Signed as a non-drafted free agent, September 28, 1991

YEAR	CLUB	AVG.	G	AB	R	H	2B	3B	HR	RBI	BB	SO	SB
(1992 will be first season in professional baseball)													

GALLAHER, KEVIN JOHN – Righthanded Pitcher

Height: 6-3 Bats: R Born: August 1, 1968 – Fairfax, VA.
Weight: 190 Throws: R Hometown: Vienna, VA.
Recommended Signed By: Mike Maggart (Astros)
School: St. Bonaventure University
How Obtained: Signed as a non-drafted free agent, May 8, 1991.

YEAR	CLUB	W-L	ERA	G	GS	CG	SHO	SV	IP	H	R	ER	BB	SO
1991	Auburn	2-5	6.94	16	8	0	0	0	48.0	59	48	37	37	25

GARCIA, JULIO CESAR – Outfielder

Height: 6-2 Bats: R Born: February 2, 1973 – Boca Chica, DR
Weight: 160 Throws: R Hometown: Boca Chica, DR
Recommended Signed By: Julio Linares and Ramon Perez (Astros)
How Obtained: Signed as a non-drafted free agent, January 3, 1990.

YEAR	CLUB	AVG.	G	AB	R	H	2B	3B	HR	RBI	BB	SO	SB
1990	La Romana	.213	68	230	31	49	6	0	2	20	15	41	16
1991	Ingenio Santa Fe	.319	35	116	8	37	5	1	0	13	13	17	5

GILMORE, TONY – Catcher

Height: 6-2 Bats: R Born: October 15, 1968 – Tulsa, OK
Weight: 195 Throws: R Hometown: Tulsa, OK
Recommended Signed By: Chuck Edmondson and Walt Matthews (Astros)
School: University of Arkansas
How Obtained: Selected by Astros in eighth round of June 1990 draft.

Career Highlights: Led Midwest League receivers with a .994 fielding percentage in 1991 and batted .313 through the club's first 69 games, earning him recognition on the league's mid-season All-Star squad. Threw out 47.5% of runners attempting to steal on him with Auburn in 1990, the second-best percentage in the NYPL.

(Gillmore, continued)

YEAR	CLUB	AVG.	G	AB	R	H	2B	3B	HR	RBI	BB	SO	SB
1990	Auburn	.217	33	106	9	23	8	0	0	7	18	16	3
1991	Burlington	.272	82	276	25	75	12	0	1	27	25	45	2

GOBEL DONNIE MARSHALL – Lefthanded Pitcher

Height: 5-10 Bats: L Born: August 18, 1967 – Blackwell, OK

Weight: 180 Throws: L Hometown: Wichita, KS

Recommended/Signed By: Dave Holliday (Pirates)

School: Oklahoma State

How Obtained: Signed by Pirates as a non-drafted free agent, June 17, 1990. Released by Pirates on June 29, 1991. Signed by Astros as a free agent, July 10, 1991.

YEAR	CLUB	W-L	ERA	G	GS	CG	SHO	SV	IP	H	R	ER	BB	SO
1990	Gulf Coast	1-2	4.05	18	1	0	0	3	33.1	29	21	15	16	43
1991	Augusta	3-1	3.26	30	0	0	0	1	38.2	36	16	14	29	37
	Asheville	3-1	7.71	15	0	0	0	0	21.0	24	21	18	12	21

GONZALES, BENJAMIN CASTILLO – Righthanded Pitcher

Height: 5-10 Bats: R Born: March 5, 1967 – Lompoc, CA

Weight: 180 Throws: R Hometown: Lompoc, CA

Recommended/Signed By: Paul Weaver (Astros)

School: Cypress (CA) Junior College

How Obtained: Selected by Astros in 27th round of June 1988 draft.

Career Highlights: Led Midwest League with 60 appearances in 1991. Tied for third in saves in South Atlantic League in 1990.

YEAR	CLUB	W-L	ERA	G	GS	CG	SHO	SV	IP	H	R	ER	BB	SO
1988	Auburn	0-2	4.97	6	0	0	0	0	12.2	12	7	7	3	13
	Gulf Coast	1-2	0.68	16	0	0	0	6	26.1	23	4	2	6	27
1989	Auburn	3-5	4.02	24	0	0	0	6	40.1	46	23	18	15	41
1990	Asheville	3-4	2.35	53	0	0	0	18	72.2	50	25	19	46	66
1991	Burlington	7-7	3.19	60	1	0	0	7	98.2	84	46	35	34	81

GONZALES, JIMMY – Catcher

Height: 6-3 Bats: R Born: March 8, 1973 – Hartford, CT

Weight: 210 Throws: R Hometown: Hartford, CT

Recommended/Signed By: Tom Mooney (Astros)

School: East Hartford High School

How Obtained: Selected by Astros as a compensation pick following the first round of June 1991 draft.

YEAR	CLUB	AVG.	G	AB	R	H	2B	3B	HR	RBI	BB	SO	SB
1991	Gulf Coast	.204	34	103	7	21	3	0	0	3	7	33	3

GONZALES, JOHN BERNARD – Outfielder

Height: 6-0 Bats: R Born: April 30, 1968 – Los Angeles, CA

Weight: 190 Throws: R Hometown: Los Angeles, CA

Recommended/Signed By: Doug Deutsch (Astros)

School: Cal State Los Angeles

How Obtained: Signed as a non-drafted free agent, October 20, 1990

YEAR	CLUB	AVG.	G	AB	R	H	2B	3B	HR	RBI	BB	SO	SB
1991	Asheville	.185	15	27	4	5	1	0	0	2	0	8	2

GRAPENTHIEN, DANIEL JAMES – Infielder

Height: 6-3 Bats: R Born: December 11, 1972 – Chicago Heights, IL

Weight: 220 Throws: R Hometown: Chicago, IL

Recommended/Signed By: Tad Slowik and Walter Millies (Astros)

School: Thornton High School

How Obtained: Selected by Astros in fifth round of June 1991 draft.

(Grapenthien, continued)

YEAR	CLUB	AVG.	G	AB	R	H	2B	3B	HR	RBI	BB	SO	SB
1991	Gulf Coast	.000	2	7	1	0	0	0	0	0	1	3	0

GROPPUSO, MICHAEL STEVEN – Infielder

Height: 6-3 **Bats:** R **Born:** March 9, 1970 – Kingston, NY
Weight: 195 **Throws:** R **Hometown:** Katrine, NY
Recommended/Signed By: Bob Blair and Tom Mooney (Astros)
School: Seton Hall
How Obtained: Selected by Astros as a compensation pick following the first round of June 1991 draft.

YEAR	CLUB	AVG.	G	AB	R	H	2B	3B	HR	RBI	BB	SO	SB
1991	Asheville	.183	63	197	31	36	12	1	4	25	34	60	3

GUTIERREZ, ANTHONY ELISEO – Lefthanded Pitcher

Height: 6-0 **Bats:** L **Born:** March 28, 1969 – Sinton, TX
Weight: 180 **Throws:** L **Resides:** Littleton, CO
Recommended/Signed By: Clark Crist (Astros)
School: Englewood (CO) High School
How Obtained: Selected by Astros in 29th round of June 1988 draft.
Career Highlights: Struck out 126 batters in 1991, the most on the Burlington staff.

YEAR	CLUB	W-L	ERA	G	GS	CG	SHO	SV	IP	H	R	ER	BB	SO
1988	Gulf Coast	1-2	3.66	17	0	0	0	0	39.1	31	20	16	38	33
1989	Gulf Coast	1-3	5.02	12	1	0	0	0	37.2	38	23	21	26	33
	Asheville	1-3	7.08	5	4	0	0	0	20.1	18	17	16	23	17
1990	Asheville	7-7	4.62	41	12	0	0	0	101.1	91	66	52	74	88
1991	Burlington	7-4	2.69	32	13	0	0	0	107.0	80	46	32	62	126

HAJEK, DAVID VINCENT – Infielder

Height: 5-10 **Bats:** R **Born:** October 14, 1967 – Roseville, CA
Weight: 165 **Throws:** R **Hometown:** Colorado Springs, CO
Recommended/Signed By: Bill Kelso and Ben Galante (Astros)
School: Cal Poly Pomona
How Obtained: Signed as a non-drafted free agent, August 9, 1989.
Career Highlights: Put together 13-game hitting streak at Osceola in 1991. Selected as South Atlantic League All-Star in 1990. Named TOPPS/South Atlantic League Player-of-the-Month in July when he hit .410 (43x105) with 15 RBI and 11 steals. Finished third in SAL in hitting in 1990 while tying for second in hits and third in runs scored.

YEAR	CLUB	AVG.	G	AB	R	H	2B	3B	HR	RBI	BB	SO	SB
1990	Asheville	.313	135	498	86	156	28	0	6	60	61	50	43
1991	Osceola	.263	63	232	35	61	9	4	0	20	23	30	8
	Jackson	.191	37	94	10	18	6	0	0	9	7	12	2

HARLEY, ALQUENTIN BRIAN – Outfielder

Height: 5-11 **Bats:** S **Born:** November 11, 1971 – Compton, CA
Weight: 165 **Throws:** R **Hometown:** Eugene, OR
Recommended/Signed By: Dan Huston (Astros)
School: Sheldon High School, Eugene, OR
How Obtained: Selected by Astros in fifth round of June 1990 draft.

YEAR	CLUB	AVG.	G	AB	R	H	2B	3B	HR	RBI	BB	SO	SB
1990	Gulf Coast	.321	35	109	19	35	6	1	0	12	23	11	17
1991	Asheville	.238	114	345	46	82	9	2	2	21	30	86	8

HARRIS, RUSSELL ALAN – Infielder

Height: 5-8 **Bats:** S **Born:** January 31, 1965 – Lewiston, ID
Weight: 175 **Throws:** R **Hometown:** Lewiston, ID
Recommended/Signed By: Tom Wheeler and Walt Matthews (Astros)
School: Lewis and Clark University
How Obtained: Selected by Astros in 13th round of June 1987 draft.

(Harris continued)

YEAR	CLUB	AVG.	G	AB	R	H	2B	3B	HR	RBI	BB	SO	SB
1987	Auburn	.216	64	218	44	47	7	1	3	21	63	46	15
1988	Osceola	.218	75	197	37	43	8	7	1	18	42	40	14
	Columbus	.136	10	22	1	3	0	0	0	0	1	4	0
1989	Osceola	.264	97	314	57	83	13	6	1	32	84	43	16
1990	Columbus	.245	64	208	42	51	5	3	0	19	49	29	8
	Tucson	.294	44	126	24	37	7	3	0	8	7	19	2
1991	Jackson	.240	51	150	21	36	9	0	0	18	22	26	4

HARTGRAVES, DEAN CHARLES – Lefthanded Pitcher

Height: 6-0 Bats: R Born: August 12, 1966 – Bakersfield, CA
 Weight: 185 Throws: L Hometown: Central Point, OR
 Recommended/Signed By: Paul Weaver (Astros)
 School: Fresno State University
 How Obtained: Selected by Astros in 20th round of June 1987 draft.

YEAR	CLUB	W-L	ERA	G	GS	CG	SHO	SV	IP	H	R	ER	BB	SO
1987	Auburn	0-5	3.98	23	0	0	0	2	31.2	31	24	14	27	42
1988	Asheville	5-9	4.49	34	13	2	1	0	118.1	131	70	59	47	83
1989	Asheville	5-8	4.11	19	19	4	0	0	120.1	140	66	55	49	87
	Osceola	3-3	2.95	7	6	1	1	0	39.2	36	20	13	12	21
1990	Columbus	8-8	4.70	33	14	0	0	0	99.2	108	66	52	48	64
1991	Jackson	6-5	2.68	19	9	3	0	0	74.0	60	25	22	25	44
	Tucson	3-0	3.09	16	3	1	1	0	43.2	47	17	15	20	18

HATCHER, CHRISTOPHER KENNETH – Outfielder

Height: 6-3 Bats: R Born: January 7, 1969 – Anaheim, CA
 Weight: 220 Throws: R Hometown: Carter Lake, IA
 Recommended/Signed By: Bill Kelso (Astros)
 School: University of Iowa
 How Obtained: Selected by Astros in third round of June 1990 draft.
 Career Highlights: His 13 home runs at Burlington in 1991 were fifth most in the Astros minor league organization. Also earned recognition in 1991 as both a mid and post-season All-Star. Hit .271 over the final 54 games of the season at Auburn in 1990 to raise average from .161 to .247 while hitting nine home runs and driving in 44 RBI during stretch.

YEAR	CLUB	AVG.	G	AB	R	H	2B	3B	HR	RBI	BB	SO	SB
1990	Auburn	.247	72	259	37	64	10	0	9	45	27	86	8
1991	Burlington	.235	129	497	69	117	23	6	13	65	46	180	10

HAWKINS, DARNEL – Outfielder

Height: 6-1 Bats: R Born: June 5, 1968 – Dellwood, MO
 Weight: 190 Throws: R Hometown: Dellwood, MO
 Recommended/Signed By: Bill Kelso (Astros)
 School: University of Missouri
 How Obtained: Signed as a non-drafted free agent, April 21, 1991.
 Career Highlights: His .309 batting average was sixth best in the Gulf Coast League in 1991.

YEAR	CLUB	AVG.	G	AB	R	H	2B	3B	HR	RBI	BB	SO	SB
1991	Gulf Coast	.309	45	139	25	43	4	2	2	23	28	24	14
	Asheville	.417	5	12	0	5	0	0	0	2	3	2	0

HENDERSON, DAVID SCOTT – Infielder

Height: 6-1 Bats: R Born: March 26, 1969 – McAlester, OK
 Weight: 175 Throws: R Hometown: McAlester, OK
 Recommended/Signed By: David Lakey (Astros)
 School: McAlester High School
 How Obtained: Selected by Astros in third round of June 1987 draft.

(Henderson, continued)

YEAR	CLUB	AVG.	G	AB	R	H	2B	3B	HR	RBI	BB	SO	SB
1987	Sarasota	.218	30	78	11	17	1	1	0	9	21	23	0
1988	Gulf Coast	.273	18	55	11	15	2	0	2	11	5	13	2
1989	Auburn	.226	69	230	36	52	10	4	3	24	16	69	14
1990	Osceola	.184	86	250	43	46	7	0	2	23	39	63	10
1991	Burlington	.199	75	211	27	42	7	3	3	20	30	71	9

HENNIS, RANDALL PHILIP – Righthanded Pitcher

Height: 6-6 Bats: R Born: December 16, 1965 – Clearlake, CA

Weight: 220 Throws: R Hometown: San Diego, CA

Recommended/Signed By: Reggie Waller and Paul Weaver (Astros)

How Obtained: Selected by the Astros in second round of June 1987 draft.

Career Highlights: Tossed nine innings of no-hit ball in his first three major league appearances in 1990. Made his major league debut on September 17 of that year and led Tucson pitchers in innings (159.1), starts (28) and strikeouts (101) before his recall. Led Columbus staff in starts and innings in 1989.

YEAR	CLUB	W-L	ERA	G	GS	CG	SHO	SV	IP	H	R	ER	BB	SO
1987	Auburn	3-9	4.58	13	12	3	0	0	72.2	67	41	37	33	40
1988	Osceola	7-3	2.40	14	14	2	1	0	82.2	64	34	22	28	48
1989	Columbus	9-9	3.58	28	28	2	0	0	171.0	151	75	68	78	101
1990	Tucson	10-8	4.41	28	28	3	1	0	159.1	153	87	78	92	101
	Houston	0-0	0.00	3	1	0	0	0	9.2	1	0	0	3	4
1991	Tucson	4-0	3.36	11	10	0	0	0	61.2	69	28	23	31	41

HENRIQUEZ, OSCAR EDUARDO – Righthanded Pitcher

Height: 6-4 Bats: R Born: January 28, 1974 – LaGuaria, Venezuela

Weight: 175 Throws: R Hometown: LaGuaria, Venezuela

Recommended/Signed By: Andres Reiner and Wolfgang Ramos (Astros)

How Obtained: Signed as a non-drafted free agent on May 28, 1991.

YEAR	CLUB	W-L	ERA	G	GS	CG	SHO	SV	IP	H	R	ER	BB	SO
1991	Ingenio Santa Fe	1-4	6.00	8	8	0	0	0	24.0	26	26	16	22	6

HERNANDEZ, JAVIER – Righthanded Pitcher

Height: 6-1 Bats: R Born: June 20, 1969 – Humacao, PR

Weight: 185 Throws: R Hometown: Hialeah, FL

Recommended/Signed By: Pico Prado (Astros)

How Obtained: Signed as a non-drafted free agent, July 9, 1990.

YEAR	CLUB	W-L	ERA	G	GS	CG	SHO	SV	IP	H	R	ER	BB	SO
1990	Gulf Coast	0-3	3.49	15	0	0	0	2	28.1	27	13	11	10	21
1991	Asheville	3-8	8.08	30	11	0	0	1	81.1	113	83	73	47	48

HIDALGO, RICHARD JOSE – Outfielder

Height: 6-2 Bats: R Born: July 2, 1975 – Caracas, Venezuela

Weight: 175 Throws: R Hometown: Guarenas, Venezuela

Recommended/Signed By: Andres Reiner and Rafael Cariel (Astros)

How Obtained: Signed as a non-drafted free agent, July 2, 1991.

YEAR	CLUB	AVG.	G	AB	R	H	2B	3B	HR	RBI	BB	SO	SB
(1992 will be first season in professional baseball)													

HITHE, VICTOR DAVID – Outfielder

Height: 6-1 Bats: R Born: December 12, 1964 – Los Angeles, CA

Weight: 182 Throws: R Hometown: Los Angeles, CA

Recommended/Signed By: Reggie Waller (Astros)

School: West L.A. (CA) JC

(Hithe, continued)

How Obtained: Signed by Astros as a non-drafted free agent, May 14, 1985. Traded along with pitcher Dave Johnson to the Orioles for Carl Nichols, April 1, 1989. Signed by Astros as a free agent, February 10, 1992.

YEAR	CLUB	AVG.	G	AB	R	H	2B	3B	HR	RBI	BB	SO	SB
1985	Gulf Coast	.229	56	1275	19	40	8	1	0	15	38	48	11
1986	Auburn	.200	5	15	2	3	0	0	0	2	1	4	1
1986	Asheville	.309	47	149	26	46	8	0	3	23	10	33	4
1987	Asheville	.302	126	388	78	117	23	3	11	53	55	75	31
1988	Osceola	.270	127	441	59	19	22	6	1	59	42	99	31
1989	Hagerstown	.277	124	451	67	125	21	7	0	44	36	85	29
1990	Hagerstown	.270	27	100	24	27	4	1	2	11	19	25	11
1990	Rochester	.274	71	164	20	45	7	2	0	15	16	41	5
1991	Hagerstown	.277	69	260	46	72	11	5	0	26	40	48	20

HOBSON, TODD A. – Outfielder

Height: 6-1 Bats: R Born: May 9, 1970 – East Chicago, IL

Weight: 195 Throws: R Hometown: Indianapolis, IN

Recommended/Signed By: Kevin Stein (Astros)

School: Indiana State

How Obtained: Selected by Astros in sixth round of June 1991 draft.

YEAR	CLUB	AVG.	G	AB	R	H	2B	3B	HR	RBI	BB	SO	SB
1991	Auburn	.155	51	174	20	27	4	1	0	10	8	63	11

HOLLEDAY, JUAN FRANCISCO – Righthanded Pitcher

Height: 6-1 Bats: R Born: March 26, 1969 – Ingenio Consuelo, DR

Weight: 190 Throws: R Hometown: Ingenio Consuelo, DR

Recommended/Signed By: Julio Linares and Ricardo Aponte (Astros)

How Obtained: Signed as a non-drafted free agent, January 16, 1991.

YEAR	CLUB	W-L	ERA	G	GS	CG	SHO	SV	IP	H	R	ER	BB	SO
1991	Ingenio Santa Fe	1-5	7.94	11	4	0	0	0	28.1	37	33	25	27	16

HOLLIDAY, BRIAN G. – Righthanded Pitcher

Height: 6-1 Bats: R Born: September 19, 1969 – Spokane, WA

Weight: 185 Throws: R Hometown: Anchorage, AK

Recommended/Signed By: Bob King (Astros)

School: San Diego State

How Obtained: Selected by Astros in fourth round of June 1991 draft.

YEAR	CLUB	W-L	ERA	G	GS	CG	SHO	SV	IP	H	R	ER	BB	SO
1991	Auburn	2-3	3.59	10	10	0	0	0	52.2	53	28	21	27	34

HUBBARD, TRENT AVIEL Infielder

Height: 5-8 Bats: R Born: May 11, 1964 – Chicago, Illinois

Weight: 175 Throws: R Resides: Chicago, Illinois

Recommended/Signed By: Walker Cress (Astros)

School: Southern (LA) University

How Obtained: Astros 12th pick in 1986 June draft

Career Highlights: His 39 steals in 1991 were third most in the Astros minor league chain, and his 135 hits were fourth most. Also led Texas League second basemen with 81 double plays, 296 assists and 653 total chances. Named team MVP each of his first three seasons in the minors.

(Hubbard, continued)

YEAR	CLUB	AVG.	G	AB	R	H	2B	3B	HR	RBI	BB	SO	SB
1986	Auburn	.310	70	242	42	75	12	1	1	32	28	42	35
1987	Asheville	.236	101	284	39	67	8	1	1	35	28	42	28
1988	Osceola	.260	130	446	68	116	15	11	3	65	61	72	44
1989	Columbus	.264	104	348	55	92	7	8	3	37	43	53	28
	Tucson	.220	21	50	3	11	2	0	0	2	1	10	3
1990	Columbus	.251	95	335	39	84	14	4	4	35	37	51	17
	Tucson	.222	12	27	5	6	2	2	0	2	3	6	1
1991	Jackson	.297	126	455	78	135	21	3	2	41	65	81	39
	Tucson	.000	2	4	0	0	0	0	0	0	0	0	0

HUNTER, BERTRAM O'NEAL – Outfielder

Height: 6-4 Bats: S Born: August 23, 1967 – Pacoima, CA

Weight: 200 Throws: R Hometown: Riverside, CA

Recommended/Signed By: Reggie Waller (Astros)

School: Norte Vista (CA) H.S.

How Obtained: Selected by Astros in second round of June 1985 draft.

YEAR	CLUB	AVG.	G	AB	R	H	2B	3B	HR	RBI	BB	SO	SB
1985	Sarasota	.210	56	210	17	44	4	0	1	17	15	51	12
1986	Asheville	.208	54	144	24	30	5	3	1	18	22	50	4
	Auburn	.236	70	250	39	59	11	1	5	27	32	87	25
1987	Asheville	.262	130	473	105	124	26	7	10	71	51	103	56
1988	Osceola	.233	133	524	86	122	24	4	3	50	39	148	54
1989	Columbus	.182	50	154	16	28	1	1	0	13	30	42	10
	Osceola	.242	85	343	52	83	10	7	2	25	31	98	29
1990	Columbus	.233	133	443	56	103	12	4	9	39	65	136	34
1991	Jackson	.256	120	379	58	97	17	7	1	43	57	92	32

HUNTER, BRIAN LEE – Outfielder

Height: 6-2 Bats: R Born: March 5, 1971 – Portland, OR

Weight: 170 Throws: R Hometown: Vancouver, WA

Recommended/Signed By: Dan Huston and Reggie Waller (Astros)

School: Fort Vancouver (WA) H.S.

How Obtained: Selected by Astros in second round of June 1989 draft.

Career Highlights: His 32 steals led the team and tied for fifth most in the Astros minor league system in 1991. Also had an organizational-high 18-game hitting streak which raised his average from .208 to .240 over the final month of the season. Led Tourists in steals in 1990 and finished fifth in the South Atlantic League with 45 thefts.

YEAR	CLUB	AVG.	G	AB	R	H	2B	3B	HR	RBI	BB	SO	SB
1989	Gulf Coast	.172	50	204	15	35	2	0	0	13	7	42	12
1990	Asheville	.250	127	444	84	111	14	6	0	16	60	72	45
1991	Osceola	.240	118	392	51	94	15	3	1	30	45	75	32

HURLBUTT, ROBERT BRUCE – Catcher

Height: 6-2 Bats: R Born: May 31, 1969 – Macedon, NY

Weight: 200 Throws: R Hometown: Macedon, NY

Recommended/Signed By: Mike Maggart (Astros)

School: Monroe (NY) City College

How Obtained: Selected by Astros in 31st round of June 1988 draft.

YEAR	CLUB	AVG.	G	AB	R	H	2B	3B	HR	RBI	BB	SO	SB
1989	Gulf Coast	.100	6	10	1	1	0	0	0	0	2	1	0
1990	Auburn	.176	42	131	6	23	3	0	2	18	5	53	1
1991	Asheville	.209	76	206	17	43	9	0	2	17	10	58	0

HURTA, ROBERT EMIL – Righthanded Pitcher

Height: 6-0 Bats: L Born: November 17, 1965 – Freeport, TX.

Weight: 190 Throws: L Hometown: Freeport, TX

Recommended/Signed By: Ben Galañte (Astros)

School: Angelina (TX) JC

How Obtained: Selected by Phillies in 23rd round of the June 1987 draft. Released by Phillies before 1989 season. Signed by Astros as a free agent, June 9, 1990.

Career Highlights: Was third in Midwest League with 56 appearances in 1991.

YEAR	CLUB	W-L	ERA	G	GS	CG	SHO	SV	IP	H	R	ER	BB	SO
1987	Utica	0-4	5.70	21	1	0	0	0	36.1	44	32	23	20	40
1988	Spartanburg	7-8	4.60	23	23	0	0	0	117.1	124	69	60	68	61
1990	Auburn	1-4	4.31	15	5	0	0	4	31.0	21	19	15	29	41
1991	Burlington	6-2	3.32	56	0	0	0	3	62.1	40	35	23	60	82

INCAVIGLIA, PETER JOSEPH – Outfielder

See Page 107

JAVIER, JOHNNY – Infielder

Height: 6-1 Bats: R Born: June 2, 1970 – San Pedro de Macoris, DR

Weight: 165 Throws: R Hometown: San Pedro de Macoris, DR

Recommended/Signed By: Julio Linares and Domingo Mercedes (Astros)

How Obtained: Signed as a non-drafted free agent, November 24, 1988.

YEAR	CLUB	AVG.	G	AB	R	H	2B	3B	HR	RBI	BB	SO	SB
1989	La Romana	.080	28	100	5	8	0	0	0	3	10	14	1
1990	La Romana	.236	65	237	19	56	4	1	0	13	14	37	5
1991	Ingenio Santa Fe	.259	51	189	14	49	2	1	0	14	9	29	1

JENKINS, BERNARD – Outfielder

Height: 6-4 Bats: R Born: September 12, 1967 – Anniston, AL

Weight: 195 Throws: R Hometown: Brooklyn, NY

Recommended/Signed By: Gerry Craft and Bob Blair (Astros)

School: St. Francis (NY) College

How Obtained: Selected by Astros in seventh round of June 1988 draft.

YEAR	CLUB	AVG.	G	AB	R	H	2B	3B	HR	RBI	BB	SO	SB
1988	Auburn	.244	58	201	35	49	11	0	6	46	30	61	9
1989	Osceola	.292	63	240	33	70	10	5	4	30	21	51	5
1990	Columbus	.228	51	162	19	37	6	2	5	20	20	45	6
1991	Jackson	.260	109	335	42	87	14	4	5	36	26	82	21

JIMENEZ, MANUEL EMILIO – Catcher

Height: 5-10 Bats: R Born: May 7, 1973 – San Pedro de Macoris, DR

Weight: 190 Throws: R Hometown: San Pedro de Macoris, DR

Recommended/Signed By: Julio Linares (Astros)

How Obtained: Signed as a non-drafted free agent, June 13, 1990.

YEAR	CLUB	AVG.	G	AB	R	H	2B	3B	HR	RBI	BB	SO	SB
1990	La Romana	.217	32	92	10	20	1	0	1	12	17	23	2
1991	Ingenio Santa Fe	.301	28	83	14	25	7	0	0	2	10	16	6

JONES, CHRISTOPHER CARLOS – Outfielder

See Page 110

JONES, DOUGLAS REID – Righthanded Pitcher

See Page 111

KAISER, KEITH WADE – Righthanded Pitcher

Height: 6-4 Bats: S Born: May 24, 1967 – San Antonio, TX
Weight: 205 Throws: R Hometown: San Antonio, TX
Recommended/Signed By: Chuck LaMar (Reds)
School: MacArthur High School

How Obtained: Signed by the Reds as a non-drafted free agent, July 7, 1986. Acquired by Houston from Cincinnati on August 31, 1990 along with pitcher Butch Henry and catcher Terry McGriff in exchange for contract of Bill Doran.

Career Highlights: Led Chattanooga team in games started and tied for team lead with nine wins in 1990. Led club in strikeouts, innings and starts in 1989. Helped lead Greensboro to a division title in 1988 by ranking third in the league in strikeouts, fifth in innings pitched and 10th in ERA.

YEAR	CLUB	W-L	ERA	G	GS	CG	SHO	SV	IP	H	R	ER	BB	SO
1986	Sarasota	0-4	3.18	11	3	0	0	0	28.1	28	22	10	25	14
1987	Billings	6-5	3.08	13	13	2	0	0	76.0	67	37	26	39	71
1988	Greensboro	11-9	2.52	28	27	7	3	0	186.0	135	67	52	101	159
1989	Chattanooga	5-13	5.53	28	26	5	1	0	158.0	169	110	97	86	105
1990	Chattanooga	9-11	5.74	33	28	1	1	0	171.0	166	122	109	109	123
1991	Osceola	0-5	9.72	7	7	0	0	0	16.2	15	24	18	33	13
	Jackson	1-4	11.54	14	9	0	0	0	39.0	40	62	50	71	41

KELLNER, FRANK ALEXANDRA – Infielder

Height: 5-11 Bats: S Born: January 5, 1967
Weight: 175 Throws: R Hometown: Tucson, AZ
Recommended/Signed By: Clark Crist (Astros)
School: Louisiana Tech University
How Obtained: Signed as a free agent, September 2, 1989.

YEAR	CLUB	AVG.	G	AB	R	H	2B	3B	HR	RBI	BB	SO	SB
1990	Osceola	.247	109	369	43	91	9	7	0	34	65	65	14
	Tucson	.300	19	60	13	18	1	0	0	7	15	6	1
1991	Osceola	.216	53	204	27	44	8	1	1	15	20	24	8
	Jackson	.270	83	311	47	84	7	4	2	25	29	37	6

KETCHEN, DOUGLAS JAMES BRODIE – Righthanded Pitcher

Height: 6-1 Bats: R Born: July 9, 1968 – Winnipeg, Manitoba, Canada
Weight: 190 Throws: R Hometown: Calgary, Alberta, Canada
Recommended/Signed By: Doug Deutsch (Astros)
School: Cal State Fullerton

How Obtained: Selected by Astros in 28th round of June 1990 draft.

Career Highlights: Led Asheville in wins, starts and innings pitched in 1991.

YEAR	CLUB	W-L	ERA	G	GS	CG	SHO	SV	IP	H	R	ER	BB	SO
1990	Auburn	6-5	3.40	19	12	1	0	0	92.2	81	43	35	40	76
1991	Asheville	10-12	4.27	27	27	2	1	0	151.2	166	99	72	62	95

LAMBERT, LAYNE DAVID – Infielder

Height: 5-10 Bats: L Born: April 2, 1969 – Riverside, CA
Weight: 180 Throws: R Hometown: Riverside, CA
Recommended/Signed By: Ross Sapp (Astros)
School: UNLV

How Obtained: Selected by Astros in 15th round of June 1990 draft.

Career Highlights: Led Auburn and finished eighth in New York-Penn League in 1990 in batting with .303 mark.

YEAR	CLUB	AVG.	G	AB	R	H	2B	3B	HR	RBI	BB	SO	SB
1990	Auburn	.303	66	218	33	66	9	4	4	37	30	50	4
1991	Burlington	.263	73	255	36	67	8	0	3	31	26	50	2

LANE, KEVIN ANTHONY – Righthanded Pitcher

Height: 6-1 Bats: R Born: January 12, 1967 – Long Island, NY
Weight: 180 Throws: R Hometown: Boca Raton, FL
Recommended/Signed By: Pat Daugherty (Expos)
School: Florida Atlantic

How Obtained: Signed by Expos as a non-drafted free agent, June 13, 1988. Released by Expos on March 26, 1990. Signed by Astros as a free agent, January 21, 1991.

Career Highlights: Finished second in Midwest League in appearances at Burlington in 1991. Second in Gulf Coast League in games in 1989.

YEAR	CLUB	W-L	ERA	G	GS	CG	SHO	SV	IP	H	R	ER	BB	SO
1988	Gulf Coast	1-2	6.65	15	0	0	0	1	23.0	34	20	17	6	25
1989	Gulf Coast	2-5	2.88	28	0	0	0	6	34.1	36	20	11	13	33
1990									(Did Not Pitch)					
1991	Burlington	6-3	3.39	57	0	0	0	4	79.2	73	39	30	46	72

LANFRANCO, RAPHAEL LEPIDO – Catcher

Height: 6-1 Bats: R Born: October 9, 1971 – Santo Domingo, DR
Weight: 190 Throws: R Hometown: Santo Domingo, DR
Recommended/Signed By: Julio Linares (Astros)

How Obtained: Signed as a free agent, February 10, 1989.

YEAR	CLUB	AVG.	G	AB	R	H	2B	3B	HR	RBI	BB	SO	SB
1989	Gulf Coast	.190	21	58	5	11	0	0	1	8	5	21	1
1990	Gulf Coast	.217	26	69	7	15	2	0	0	7	10	16	3
1991	Asheville	.138	18	29	2	4	0	0	0	2	9	8	0
	Burlington	.210	31	100	11	21	2	0	1	11	11	27	0

LaROSE, STEVEN – Righthanded Pitcher

Height: 6-3 Bats: S Born: January 21, 1967 – Goffstown, NY
Weight: 180 Throws: R Hometown: Manchester, NH
Recommended/Signed By: Jack Zduriencik (Mets)
School: Crowder (MO) JC

How Obtained: Selected by Mets in 11th round of June 1987 draft. Acquired by Astros along with infielder Nicky Davis in exchange for contract of pitcher Dan Schatzeder on September 10, 1990.

Career Highlights: Tied for seventh in NYPL in Roloids relief points in 1987 with 20. Named Florida State League Player-of-the-Week the week of June 15, 1989 earning a win and save in nine scoreless innings.

YEAR	CLUB	W-L	ERA	G	GS	CG	SHO	SV	IP	H	R	ER	BB	SO
1987	Little Falls	3-4	2.98	26	2	0	0	8	51.0	38	21	17	19	51
1988	Columbia	4-4	3.95	32	0	0	0	10	41.0	52	28	18	18	33
1989	St. Lucie	6-2	2.32	41	0	0	0	10	62.0	49	23	16	25	52
1990	St. Lucie	1-1	3.57	17	0	0	0	7	17.2	16	9	7	10	13
	Jackson	1-3	3.90	19	0	0	0	1	27.2	36	20	12	15	18
1991	Jackson	1-3	4.05	26	0	0	0	6	33.1	34	23	15	22	30

LEE, ANGELO WILLIAM – Outfielder

Height: 6-2 Bats: R Born: February 21, 1973 – Chicago, IL
Weight: 195 Throws: R Hometown: Chicago, IL
Recommended/Signed By: Tad Slowik and Walter Millies (Astros)
School: Simeon High School

How Obtained: Selected by Astros in ninth round of June 1991 draft.

YEAR	CLUB	AVG.	G	AB	R	H	2B	3B	HR	RBI	BB	SO	SB
1991	Gulf Coast	.170	18	53	4	9	0	1	0	1	4	20	4

LEWIS, JAMES HOWARD, JR. – Righthanded Pitcher

Height: 6-4 Bats: R Born: January 31, 1970 – Jacksonville, FL
Weight: 190 Throws: R Hometown: Jacksonville, FL
Recommended/Signed By: Joe Pittman (Astros)

School: Florida State

How Obtained: Selected by Astros in second round of June 1991 draft.

(Lewis, continued)

YEAR	CLUB	W-L	ERA	G	GS	CG	SHO	SV	IP	H	R	ER	BB	SO
1991	Auburn	3-2	3.76	7	7	0	0	0	38.1	30	20	16	14	26

LINARES, MARIO ANTONIO – Catcher

Height: 6-0 Bats: R Born: June 7, 1968 – Orlando, FL

Weight: 190 Throws: R Hometown: Orlando, FL

Recommended/Signed By: Shawn Pender (Astros)

School: University of Florida

How Obtained: Selected by Astros in 18th round of June 1991 draft.

YEAR	CLUB	AVG.	G	AB	R	H	2B	3B	HR	RBI	BB	SO	SB
1991	Auburn	.274	51	175	19	48	4	1	3	24	13	29	1

LIVSEY, SHANETONE GAYLAND – Infielder

Height: 5-11 Bats: S Born: July 21, 1973 – Chicago, IL

Weight: 180 Throws: R Hometown: Chicago, IL

Recommended/Signed By: Tad Slowik and Walter Millies (Astros)

School: Simeon High School

How Obtained: Selected by Astros as a compensation pick following the first round of June 1991 draft.

YEAR	CLUB	AVG.	G	AB	R	H	2B	3B	HR	RBI	BB	SO	SB
1991	Gulf Coast	.245	46	151	20	37	2	2	0	14	20	23	13

LOIZ, NIUMAN ANTONIO – Righthanded Pitcher

Height: 6-4 Bats: R Born: December 12, 1973 – Caracas, Venezuela

Weight: 170 Throws: R Hometown: Caracas, Venezuela

Recommended/Signed By: Andres Reiner and Juan Oliveros (Astros)

How Obtained: Signed as a non-drafted free agent, February 17, 1991.

YEAR	CLUB	W-L	ERA	G	GS	CG	SHO	SV	IP	H	R	ER	BB	SO
1991	Ingenio Santa Fe	0-1	8.53	11	2	0	0	0	25.1	38	32	24	16	11

LOPEZ, JOHANN RICARDO – Righthanded Pitcher

Height: 6-2 Bats: R Born: April 4, 1975 – Agua Negra, Venezuela

Weight: 170 Throws: R Hometown: Agua Negra, Venezuela

Recommended/Signed By: Andres Reiner and Ruben Cabrera (Astros)

How Obtained: Signed as a non-drafted free agent, July 2, 1991.

YEAR	CLUB	W-L	ERA	G	GS	CG	SHO	SV	IP	H	R	ER	BB	SO
(1992 will be first season in professional baseball)														

LOUGHLIN, MARK EDWARD – Lefthanded Pitcher

Height: 6-3 Bats: L Born: December 2, 1969 – Newton, MA

Weight: 210 Throws: L Hometown: Newton, MA

Recommended/Signed By: Tom Mooney (Astros)

School: Providence College

How Obtained: Selected by Astros in 29th round of June 1991 draft.

Career Highlights: Was sixth in ERA (2.01) and fifth in wins (8) in New York-Penn League in 1991, earning him post-season All-Star honors.

YEAR	CLUB	W-L	ERA	G	GS	CG	SHO	SV	IP	H	R	ER	BB	SO
1991	Auburn	8-2	2.01	15	15	1	1	0	94.0	73	32	21	32	78

LUCKHAM, KENNETH CHRISTOPHER – Righthanded Pitcher

Height: 6-2 Bats: R Born: May 31, 1969 – Scottsdale, AZ

Weight: 190 Throws: R Hometown: Fountain Valley, CA

Recommended/Signed By: Bob Darwin (Dodgers)

School: Los Amigos High School, Fountain Valley, CA

How Obtained: Drafted in minor league draft, December 5, 1989.

Career Highlights: Was second in league with 27 starts and third with 162.0 innings pitched in 1991.

YEAR	CLUB	W-L	ERA	G	GS	CG	SHO	SV	IP	H	R	ER	BB	SO
1987	Sarasota	2-0	1.32	6	6	1	0	0	27.1	21	4	4	8	21
	Great Falls	0-0	2.45	3	0	0	0	0	3.2	6	3	1	4	3
1988	Salem	7-2	3.67	16	11	0	0	0	68.2	63	39	28	39	47
1989	Salem	6-7	4.54	17	10	0	0	0	71.1	74	47	36	30	49
	Vero Beach	0-0	0.64	6	0	0	0	0	14.0	9	2	1	2	3
1990	Osceola	6-12	4.14	27	27	1	0	0	150.0	158	88	69	90	89
1991	Osceola	8-12	3.89	27	27	3	0	0	162.0	158	80	70	61	91

LUGO, ARQUIMEDES – Righthanded Pitcher

Height: 5-10 Bats: R Born: April 29, 1972 – Santo Domingo, DR

Weight: 150 Throws: R Hometown: Santo Domingo, DR

Recommended/Signed By: Julio Linares and Domingo Mercedes (Astros)

How Obtained: Signed as a non-drafted free agent, February 8, 1990.

YEAR	CLUB	W-L	ERA	G	GS	CG	SHO	SV	IP	H	R	ER	BB	SO
1990	La Romana	5-7	2.71	17	14	5	0	2	103.1	92	51	31	26	74
1991	Ingenio Santa Fe	5-5	2.45	13	12	6	1	1	84.1	87	31	23	12	39

LYONS, BARRY STEPHEN – Catcher

See Page 114

MADSEN, LANCE JERRY – Infielder

Height: 6-0 Bats: R Born: October 14, 1968 – Salt Lake City, UT

Weight: 185 Throws: R Hometown: Salt Lake City, UT

Recommended/Signed By: Clark Crist (Astros)

School: University of Utah

How Obtained: Selected by Astros in 12th round of June 1989 draft.

Career Highlights: Led Florida State League with 11 triples in 1990. Led Auburn with nine home runs, including three in one game (8/28) in 1989.

YEAR	CLUB	AVG.	G	AB	R	H	2B	3B	HR	RBI	BB	SO	SB
1989	Auburn	.265	59	196	25	52	9	2	9	33	12	60	9
1990	Osceola	.244	135	488	62	119	23	*11	6	63	58	132	7
1991	Jackson	.221	123	407	54	90	20	5	7	50	41	122	8

MAKAREWICZ, SCOTT GERALD – Catcher

See Page 116

MARCANO, MONTGOMERY EMILIO – Outfielder

Height: 6-1 Bats: R Born: May 15, 1973 – LaGuaira, Venezuela

Weight: 180 Throws: R Resides: LaGuaira, Venezuela

Recommended/Signed By: Andres Reiner (Astros)

How Obtained: Signed as a non-drafted free-agent, July 24, 1991.

YEAR	CLUB	AVG.	G	AB	R	H	2B	3B	HR	RBI	BB	SO	SB
(1992 will be first season in professional baseball)													

MARTE, FRANCI SERERO – Righthanded Pitcher

Height: 6-2 Bats: R Born: May 12, 1972 – La Romana, DR

Weight: 185 Throws: R Hometown: La Romana, DR

Recommended/Signed By: Julio Linares and Domingo Mercedes (Astros)

How Obtained: Signed as a non-drafted free agent, February 26, 1990.

(Marte, continued)

YEAR	CLUB	W-L	ERA	G	GS	CG	SHO	SV	IP	H	R	ER	BB	SO
1990	La Romana	3-7	5.85	19	9	1	0	0	63.1	85	59	41	42	43
1991	Ingenio Santa Fe	2-9	3.28	11	11	1	1	0	74.0	82	40	27	16	35

MARTINEZ, ERIC VINCENT – Infielder

Height: 5-11 Bats: L Born: September 2, 1969 – Orlando, FL

Weight: 195 Throws: L Resides: Orlando, FL

Recommended/Signed By: Shawn Pender (Astros)

School: University of Central Florida

How Obtained: Signed as a non-drafted free agent, June 14, 1991.

Career Highlights: Finished second in New York-Penn League in RBI (58), third in doubles (20), fourth in hits (89) and total bases (138), and sixth in batting average (.320) in 1991. Strong performance earned him recognition on the league's post-season All-Star squad. Twin brother Ernest plays in Astros chain and brother Dave plays for the Expos.

YEAR	CLUB	AVG.	G	AB	R	H	2B	3B	HR	RBI	BB	SO	SB
1991	Auburn	.320	73	278	40	89	20	1	9	58	19	32	4

MARTINEZ, ERNEST – Infielder

Height: 6-0 Bats: L Born: September 2, 1969 – Orlando, FL

Weight: 195 Throws: R Hometown: Orlando, FL

Recommended/Signed By: Shawn Pender (Astros)

School: University of Central Florida

How Obtained: Signed as a non-drafted free agent, September 28, 1991.

YEAR	CLUB	AVG.	G	AB	R	H	2B	3B	HR	RBI	BB	SO	SB
(1992 will be first season in professional baseball)													

MARTINEZ, RAMON JUSTO – Outfielder

Height: 6-1 Bats: R Born: March 27, 1973 – San Pedro de Macoris, DR

Weight: 165 Throws: R Hometown: San Pedro de Macoris, DR

Recommended/Signed By: Julio Linares and Domingo Mercedes (Astros)

How Obtained: Signed as a non-drafted free agent, June 7, 1990.

YEAR	CLUB	AVG.	G	AB	R	H	2B	3B	HR	RBI	BB	SO	SB
1990	La Romana	.325	52	194	34	63	14	1	1	20	26	34	10
1991	Gulf Coast	.139	38	101	14	14	3	1	0	6	9	26	5

MASSARELLI, JOHN DAVID – Catcher

See Page 117

McGLONE, BRIAN ANTHONY – Infielder

Height: 5-11 Bats: L Born: October 9, 1970 – Manchester, CT

Weight: 170 Throws: R Hometown: Tampa, FL

Recommended/Signed By: Shawn Pender (Astros)

School: Hillsborough Junior College

How Obtained: Selected by Astros in 52nd round of June 1990 draft.

YEAR	CLUB	AVG.	G	AB	R	H	2B	3B	HR	RBI	BB	SO	SB
1991	Auburn	.241	41	143	18	31	4	0	2	19	14	23	1

McLEOD, ROBERT JASON – Righthanded Pitcher

Height: 6-5 Bats: R Born: November 30, 1971 – Honolulu, HI

Weight: 215 Throws: R Hometown: Vista, CA

Recommended/Signed By: Bob King (Astros)

School: Palomar Junior College

How Obtained: Selected by Astros in 44th round of June 1990 draft.

Career Highlights: Was sixth in Gulf Coast League with a 1.93 ERA in 1991.

(McLeod, continued)

YEAR	CLUB	W-L	ERA	G	GS	CG	SHO	SV	IP	H	R	ER	BB	SO
1991	Gulf Coast	4-3	1.93	9	9	2	0	0	51.1	39	19	11	13	39

McNABB, McARTHUR (BUCK) – Outfielder

Height: 6-0 Bats: L Born: January 17, 1973 – Fort Walton Beach, FL
Weight: 180 Throws: R Hometown: Fort Walton Beach, FL

Recommended/Signed By: F.H. "Jug" Deford (Astros)

School: Fort Walton Beach High School

How Obtained: Selected by Astros in second round of June 1991 draft.

Career Highlights: Stole 23 bases to lead club in 1991 (fifth most in the Gulf Coast League).

YEAR	CLUB	AVG.	G	AB	R	H	2B	3B	HR	RBI	BB	SO	SB
1991	Gulf Coast	.293	48	174	34	51	3	3	0	9	12	33	23

MERCEDES, FERNANDO – Righthanded Pitcher

Height: 6-0 Bats: R Born: May 23, 1969 – La Romana, DR
Weight: 160 Throws: R Hometown: La Romana, DR

Recommended/Signed By: Julio Linares and Adnaro Rodriguez (Astros)

How Obtained: Signed as a non-drafted free agent, September 19, 1990.

YEAR	CLUB	W-L	ERA	G	GS	CG	SHO	SV	IP	H	R	ER	BB	SO
1991	Ingenio Santa Fe	0-2	2.50	18	1	0	0	7	39.2	32	18	11	16	17

MIKULIK, JOSEPH GERARD – Outfielder

See Page 118

MILLER, ANTHONY JOSEPH – Left-handed Pitcher

Height: 6-2 Bats: L Born: December 27, 1968 – Lima, OH
Weight: 205 Throws: L Hometown: Wapakoneta, OH

Recommended/Signed By: Kevin Stein (Astros)

School: Dayton University

How Obtained: Selected by Astros in 13th round of June 1991 draft.

YEAR	CLUB	W-L	ERA	G	GS	CG	SHO	SV	IP	H	R	ER	BB	SO
1991	Auburn	3-2	4.61	20	1	0	0	6	27.1	29	18	14	20	36

MILLER, JEFFREY ALAN – Righthanded Pitcher

Height: 6-0 Bats: R Born: April 2, 1969 – Youngstown, OH
Weight: 180 Throws: R Hometown: Bridgeton, MO

Recommended/Signed By: Bill Kelso (Astros)

School: Missouri Baptist

How Obtained: Selected by Astros in 37th round of June 1991 draft.

Career Highlights: Tied for team lead with five wins and had third most appearances (23) in Gulf Coast League in 1991.

YEAR	CLUB	W-L	ERA	G	GS	CG	SHO	SV	IP	H	R	ER	BB	SO
1991	Gulf Coast	5-2	2.49	23	4	0	0	4	47.0	49	20	13	18	51

MONTERO, ALBERTO ZORILLA – Infielder

Height: 6-2 Bats: R Born: August 12, 1970 – La Romana, DR
Weight: 165 Throws: R Hometown: La Romana, DR

Recommended/Signed By: Adriano Rodriguez and Julio Linares (Astros)

How Obtained: Signed as a non-drafted free agent in 1988.

MOUTON, JAMES RALEIGH – Infielder

Height: 5-9 Bats: R Born: December 29, 1968 – Denver, CO

Weight: 175 Throws: R Hometown: Sacramento, CA

Recommended/Signed By: Tom Wheeler and Gene Wellman (Astros)

School: St. Mary's

How Obtained: Selected by Astros in seventh round of June 1991 draft.

Career Highlights: Led All-Rookie League players with 60 steals in 1991, and his 10 triples were most in the New York-Penn league. Was also second in the league in runs (71) and games (76), and finished fourth in walks (55).

YEAR	CLUB	AVG.	G	AB	R	H	2B	3B	HR	RBI	BB	SO	SB
1991	Auburn	.264	76	288	71	76	15	10	2	40	55	32	60

MURPHY, MICHAEL SEAN – Catcher

Height: 5-9 Bats: R Born: April 11, 1969 – Walnut Creek, CA

Weight: 180 Throws: R Hometown: Concord, CA

Recommended/Signed By: Bob King (Astros)

School: U.S. International

How Obtained: Selected by Astros in 16th round of June 1991 draft.

YEAR	CLUB	AVG.	G	AB	R	H	2B	3B	HR	RBI	BB	SO	SB
1991	Auburn	.167	25	66	5	11	1	0	0	3	11	11	0

MURPHY, PATRICK SHAWN – Lefthanded Pitcher

Height: 6-2 Bats: R Born: June 3, 1969 – Cincinnati, OH

Weight: 195 Throws: R Hometown: Cincinnati, OH

Recommended/Signed By: Doug Deutsch (Astros)

School: University of Cincinnati

How Obtained: Purchased from Bend (Independent – Northwest League) on September 18, 1991.

YEAR	CLUB	W-L	ERA	G	GS	CG	SHO	SV	IP	H	R	ER	BB	SO
1991	Bend	3-3	2.92	23	0	0	0	3	52.1	42	21	17	30	59

MURPHY, ROBERT ALBERT, JR. – Lefthanded Pitcher See Page 119

NELSON, ROBERT AUGUSTUS – Infielder

Height: 6-4 Bats: L Born: May 17, 1964 – Pasadena, CA

Weight: 215 Throws: L Hometown: South Pasadena, CA

Recommended/Signed By: Gary Wiencek and Mike Sgobbo (A's)

School: Mt. San Antonio (CA) JC

How Obtained: Selected by A's in first round of June 1983 draft. Acquired by Padres along with Dave Leiper in exchange for Storm Davis, September 8, 1987. Signed by White Sox as a six-year free agent, January 8, 1991. Traded to Astros for a player-to-be-named-later, August 7, 1991.

YEAR	CLUB	AVG.	G	AB	R	H	2B	3B	HR	RBI	BB	SO	SB
1984	Madison	.246	136	487	71	120	25	2	19	85	80	140	4
1985	Huntsville	.232	140	499	68	116	25	0	32	98	86	137	2
1986	Tacoma	.276	139	508	77	140	26	4	20	108	62	115	3
	Oakland	.222	5	9	1	2	1	0	0	0	1	4	0
1987	Oakland	.167	7	24	1	4	1	0	0	0	0	12	0
	Tacoma	.215	120	413	68	89	19	3	20	74	97	133	5
	San Diego	.091	10	11	0	1	0	0	0	1	1	8	0
1988	Las Vegas	.260	116	388	68	101	23	1	23	77	62	130	0
	San Diego	.190	7	21	4	4	0	0	1	3	2	9	0
1989	Las Vegas	.265	56	185	35	49	11	1	7	26	38	59	0
	San Diego	.195	42	82	6	16	0	1	3	7	20	29	1
1990	San Diego	.000	5	5	0	0	0	0	0	0	0	4	0
	Las Vegas	.264	112	390	56	103	18	1	20	90	68	129	1
1991	Vancouver	.240	86	271	26	65	11	1	13	37	37	73	0
	Tucson	.278	25	90	14	25	6	1	3	25	12	39	1

NEVERS, THOMAS GORDON – Infielder

Height: 6-1 Bats: R Born: September 13, 1971 – Edina, MN

Weight: 175 Throws: R Hometown: Edina, MN

Recommended Signed By: Bill Kelso (Astros)

School: Edina (MN) High School

How Obtained: Selected by Astros in first round of June 1990 draft.

Career Highlights: Named Best Defensive Shortstop in South Atlantic League in 1991 by *Baseball America* and was voted to the league's Mid-Season All-Star team. Batted .306 after July 12 and his 16 home runs led the Astros chain in 1991 (fourth most in South Atlantic League). Named 10th-best prospect in Gulf Coast League in 1990. Selected to *USA Today* All-USA High School Baseball 1st Team after senior year in which he hit .561 with eight home runs and 38 RBI. Did not strike out in 66 at-bats, and was also 4-0 as pitcher. Named Minnesota State High School Player of the Year in both 1989 and 1990. Also named as Bubblicious District 5 High School Player of the Year in 1990. Two-sport star who was also drafted in the fifth round of the 1989 NHL Draft by the Pittsburgh Penguins. Father, Gordy, played minor league ball with Kansas City, reaching Triple A level.

YEAR	CLUB	AVG.	G	AB	R	H	2B	3B	HR	RBI	BB	SO	SB
1990	Gulf Coast	.238	50	185	23	44	10	5	2	32	27	38	13
1991	Asheville	.252	129	441	59	111	26	2	16	71	53	124	10

NIETO, ROY SANTOS – Righthanded Pitcher

Height: 6-4 Bats: R Born: October 30, 1967 – Houston, TX

Weight: 210 Throws: R Hometown: Georgetown, TX

Recommended Signed By: Ralph Bratton (Astros)

School: Southwestern University

How Obtained: Selected by Astros in 43rd round of June 1991 draft.

YEAR	CLUB	W-L	ERA	G	GS	CG	SHO	SV	IP	H	R	ER	BB	SO
1991	Burlington	0-1	3.09	22	0	0	0	0	43.2	38	22	15	23	31

NIX, DAVID CHRISTOPHER – Lefthanded Pitcher

Height: 6-1 Bats: L Born: October 1, 1971 – Greenwich, CT

Weight: 190 Throws: L Hometown: Evansville, IN

Recommended Signed By: Kevin Stein (Astros)

School: Harrison High School, Evansville, IN

How Obtained: Selected by Astros in seventh round of June 1990 draft.

YEAR	CLUB	W-L	ERA	G	GS	CG	SHO	SV	IP	H	R	ER	BB	SO
1990	Gulf Coast	2-1	2.90	13	4	0	0	1	40.1	31	18	13	27	30
1991	Gulf Coast	0-5	6.34	9	6	0	0	0	32.2	44	27	23	14	24

PADRON, OSCAR LUIS – Righthanded Pitcher

Height: 6-3 Bats: R Born: March 22, 1974, Valencia, Venezuela

Weight: 175 Throws: R Hometown: Cua, Venezuela

Recommended Signed By: Andres Reiner and Juan Oliveros (Astros)

How Obtained: Signed as a non-drafted free agent, November 22, 1991.

YEAR	CLUB	W-L	ERA	G	GS	CG	SHO	SV	IP	H	R	ER	BB	SO
------	------	-----	-----	---	----	----	-----	----	----	---	---	----	----	----

1992 will be first season in professional baseball

PARKER, RICHARD ALAN – Infielder

See Page 121

PETAGINE, ROBERTO ANTONIO – Infielder

Height: 6-1 Bats: L Born: June 7, 1971 – Nueva Esparta, Venezuela

Weight: 172 Throws: L Hometown: Nueva Esparita, Venezuela

Recommended Signed By: Andres Reiner (Astros)

How Obtained: Signed as a non-drafted free agent, February 13, 1990.

Career Highlights: Named to the Midwest League mid-season All-Star team in 1991.

(Pelagine, continued)

YEAR	CLUB	AVG.	G	AB	R	H	2B	3B	HR	RBI	BB	SO	SB
1990	Gulf Coast	.289	55	187	35	54	5	4	2	24	26	23	9
1991	Burlington	.259	124	432	72	112	24	1	12	57	71	73	6

PHILLIPS, LANE LAMONTE (MONTIE) – Righthanded Pitcher

Height: 6-2 Bats: R Born: January 23, 1965 – Yakima, WA

Weight: 205 Throws: R Hometown: Lewiston, ID

Recommended/Signed By: Ron Hopkins (Royals)

School: Lewis and Clark

How Obtained: Selected by Royals in 27th round of June 1987 draft. Released by Royals on March 28, 1988. Signed as a free agent by Giants on April 1, 1988. Released by Giants on April 2, 1990. Signed as a free agent by Astros, April 3, 1991.

Career Highlights: Converted from a first baseman to a pitcher after the 1987 season. Led Osceola with 11 saves in 1991 and was selected to the mid-season All-Star team.

HITTING STATISTICS

YEAR	CLUB	AVG.	G	AB	R	H	2B	3B	HR	RBI	BB	SO	SB
1987	Eugene	.246	50	138	27	34	5	1	8	29	43	28	3

PITCHING STATISTICS

YEAR	CLUB	W-L	ERA	G	GS	CG	SHO	SV	IP	H	R	ER	BB	SO
1987	Eugene	0-0	7.71	2	0	0	0	0	2.1	1	2	2	5	0
1988	San Jose	11-6	3.49	23	20	5	2	0	144.1	127	63	56	64	85
1989	Jan Jose	4-5	5.05	10	10	0	0	0	51.2	47	35	29	24	34
1990									Did Not Pitch					
1991	Osceola	2-5	2.09	44	0	0	0	11	60.1	48	20	14	25	65

PONTE, EDWARD ALBERT – Righthanded Pitcher

Height: 6-0 Bats: R Born: September 20, 1967 – Somerville, MA

Weight: 180 Throws: R Hometown: Sarasota, FL

Recommended/Signed By: Shawn Pender (Astros)

School: Manatee (FL) Junior College

How Obtained: Signed as a non-drafted free agent, August 12, 1988.

YEAR	CLUB	W-L	ERA	G	GS	CG	SHO	SV	IP	H	R	ER	BB	SO
1988	Gulf Coast	0-0	1.20	5	0	0	0	1	15.0	8	2	2	4	22
1989	Asheville	11-3	3.27	42	0	0	0	2	82.2	69	42	30	38	62
1990	Osceola	1-3	2.83	32	0	0	0	4	57.1	36	23	18	28	67
	Columbus	1-2	3.00	18	0	0	0	0	33.0	31	14	11	17	30
1991	Osceola	7-6	1.78	47	0	0	0	10	76.0	43	21	15	21	82

POWERS, STEVE – Lefthanded Pitcher

Height: 6-0 Bats: L Born: September 16, 1969

Weight: 185 Throws: L Hometown: Columbia, MO

Recommended/Signed By: Bill Kelso (Astros)

School: University of Missouri

How Obtained: Signed as a non-drafted free agent, June 18, 1990.

Career Highlights: Led Asheville with 100 strikeouts in 1991.

YEAR	CLUB	W-L	ERA	G	GS	CG	SHO	SV	IP	H	R	ER	BB	SO
1990	Auburn	0-5	6.06	16	5	0	0	0	49.0	63	44	33	28	51
1991	Asheville	8-9	4.36	36	15	1	1	0	126.0	122	74	61	59	100

PRAGER, HOWARD ISAAC – Infielder

Height: 6-2 Bats: L Born: April 6, 1967 – Austin, TX

Weight: 190 Throws: L Hometown: Dallas, TX

Recommended/Signed By: F.D. "Cotton" Nix (Astros)

School: University of Texas-Arlington

How Obtained: Selected by Astros in 31st round of June 1990 draft.

(Prager, continued)

Career Highlights: Finished eighth in Texas League in 1991 with a .305 average and batted at a .320 clip over his final 69 games. Selected to the TOPPS/Short-Season All-Star Team in 1990 after leading the New York-Penn League with 58 RBI and finishing second with a .335 average.

YEAR	CLUB	AVG.	G	AB	R	H	2B	3B	HR	RBI	BB	SO	SB
1989	Auburn	.335	73	251	54	84	15	3	8	*58	36	45	21
1990	Osceola	.248	99	331	44	82	11	4	1	45	61	48	2
1991	Osceola	.279	14	43	6	12	2	2	0	7	10	10	2
	Jackson	.305	109	357	57	109	26	2	11	65	52	75	9

PRATS, MARIO – Lefthanded Pitcher

Height: 6-0 Bats: L Born: June 27, 1971 – Miami, FL

Weight: 180 Throws: L Hometown: Miami, FL

Recommended/Signed By: Pico Prado (Astros)

School: Coral Park High School, Miami, FL

How Obtained: Selected by Astros in 85th round of June 1989 draft.

YEAR	CLUB	W-L	ERA	G	GS	CG	SHO	SV	IP	H	R	ER	BB	SO
1989	Gulf Coast	1-1	3.22	17	0	0	0	1	36.1	28	16	13	15	40
1990	Gulf Coast	2-0	3.16	20	1	0	0	2	42.2	32	17	15	19	4
1991	Asheville	4-1	4.08	33	0	0	0	3	46.1	42	24	21	18	41

QUIJADA, EDWARD THOMAS – Infielder

Height: 6-1 Bats: R Born: July 15, 1970 – Redding, CA

Weight: 185 Throws: R Hometown: Rio Vista, CA

Recommended/Signed By: Tom Wheeler (Astros)

School: Rio Vista (CA) High School

How Obtained: Selected by Astros in 16th round of June 1988 draft.

Career Highlights: Converted from a third baseman to a pitcher prior to the 1991 season.

HITTING STATISTICS

YEAR	CLUB	AVG.	G	AB	R	H	2B	3B	HR	RBI	BB	SO	SB
1988	Gulf Coast	.222	44	153	17	34	3	2	1	12	7	45	3
1989	Gulf Coast	.253	25	75	10	19	6	1	0	10	19	18	2
1990	Asheville	.228	119	355	43	81	16	2	2	36	59	84	5

PITCHING STATISTICS

YEAR	CLUB	W-L	ERA	G	GS	CG	SHO	SV	IP	H	R	ER	BB	SO
1991	Asheville	6-8	3.77	22	13	3	1	2	88.1	75	44	37	28	59

RAMBO, MATTHEW RAYMOND – Lefthanded Pitcher

Height: 6-3 Bats: L Born: February 25, 1967 – Columbus, OH

Weight: 185 Throws: L Hometown: Plano, TX

Recommended/Signed By: Don Williams and Randy Wadill (Phillies)

School: Richland (TX) Junior College

How Obtained: Selected by Astros in minor league draft, December 5, 1989.

YEAR	CLUB	W-L	ERA	G	GS	CG	SHO	SV	IP	H	R	ER	BB	SO
1987	Utica	4-4	3.74	13	13	4	0	0	74.2	79	41	31	36	52
1988	Spartanburg	12-10	3.73	26	26	6	2	0	166.1	180	98	69	54	105
	Clearwater	2-4	5.74	9	8	0	0	0	42.1	51	34	27	31	24
1989	Spartanburg	7-4	4.46	14	11	1	0	0	70.2	57	40	35	45	51
1990	Osceola	5-8	3.09	25	15	2	1	0	105.0	97	50	36	38	91
1991														

(Injured – Did Not Pitch)

RAMIREZ, GREGORIO – Righthanded Pitcher

Height: 6-2 Bats: R Born: June 10, 1969 – Santo Domingo, DR

Weight: 185 Throws: R Hometown: Santo Domingo, DR

Recommended/Signed By: Julio Linares (Astros)

How Obtained: Signed as a non-drafted free agent, May 30, 1990.

(Ramirez, G., continued)

YEAR	CLUB	W-L	ERA	G	GS	CG	SHO	SV	IP	H	R	ER	BB	SO
1990	La Romana	5-4	1.97	16	11	3	0	1	82.1	65	32	18	34	48
1991	Ingerio Santa Fe	5-6	4.17	12	12	3	2	0	77.2	81	46	36	19	56

RAMIREZ, RAFAEL – Infielder

See Page 124

RAMOS, EDUARDO – Infielder

Height: 6-2 Bats: R Born: December 20, 1972 – Miami, FL
Weight: 195 Throws: R Hometown: Miami, FL
Recommended/Signed By: Orlando Estevez (Astros)
School: American Senior High School
How Obtained: Selected by Astros in second round of June 1991 draft.
Career Highlights: Led Gulf Coast League Astros with 29 RBI in 1991.

YEAR	CLUB	AVG.	G	AB	R	H	2B	3B	HR	RBI	BB	SO	SB
1991	Gulf Coast	.277	54	202	22	56	8	4	2	29	5	44	1

RAMOS, JUAN ISIDRO – Outfielder

Height: 6-0 Bats: R Born: July 8, 1973 – San Pedro de Macoris, DR
Weight: 165 Throws: R Hometown: San Pedro de Macoris, DR
Recommended/Signed By: Julio Linares and Domingo Mercedes (Astros)
How Obtained: Signed as a non-drafted free agent, September 16, 1991.

YEAR	CLUB	AVG.	G	AB	R	H	2B	3B	HR	RBI	BB	SO	SB
(1992 will be first season in professional baseball)													

REED, DENNIS STEWART – Righthanded Pitcher

Height: 5-11 Bats: R Born: February 10, 1968 – Minneapolis, MN
Weight: 185 Throws: R Hometown: El Segundo, CA
Recommended/Signed By: Doug Deutsch (Astros)
School: Cal Poly SLO
How Obtained: Selected by Astros in 22nd round of June 1990 draft.

YEAR	CLUB	W-L	ERA	G	GS	CG	SHO	SV	IP	H	R	ER	BB	SO
1990	Auburn	6-4	4.52	25	0	0	0	0	67.2	78	42	34	49	83
1991	Asheville	4-2	2.73	40	0	0	0	0	52.2	36	22	16	29	44

REGALADO, JOSE ALEJANDRO – Righthanded Pitcher

Height: 5-11 Bats: R Born: June 9, 1974 – Guayubin, DR
Weight: 165 Throws: R Hometown: Guayubin, DR
Recommended/Signed By: Julio Linares and Ramon Perez (Astros)
How Obtained: Signed as a non-drafted free agent, October, 19, 1991

YEAR	CLUB	W-L	ERA	G	GS	CG	SHO	SV	IP	H	R	ER	BB	SO
(1992 will be first season in professional baseball)														

RHEIN, JEFFREY JAMES – Outfielder

Height: 6-1 Bats: R Born: August 3, 1970 – Kalamazoo, MI
Weight: 180 Throws: L Hometown: Ann Arbor, MI
Recommended/Signed By: David Lakey and Ben Galante (Astros)
School: University of Nebraska
How Obtained: Signed as a non-drafted free agent, August 20, 1991.

YEAR	CLUB	AVG.	G	AB	R	H	2B	3B	HR	RBI	BB	SO	SB
(1992 will be first season in professional baseball)													

RILES, ERNEST – Infielder

See Page 128

RODRIGUEZ, ENRIQUE SALVADOR – Infielder

Height: 5-11 Bats: R Born: July 15, 1972
 Weight: 150 Throws: R Hometown: Las Matos de Farfan, DR
 Recommended/Signed By: Julio Linares (Astros)
 How Obtained: Signed as a non-drafted free agent, August 9, 1990.

YEAR	CLUB	AVG.	G	AB	R	H	2B	3B	HR	RBI	BB	SO	SB
1991	Ingenio Santa Fe	.197	41	132	15	26	2	0	0	7	4	29	3

RODRIGUEZ, NOEL ALFREDO – Outfielder

Height: 6-3 Bats: R Born: December 5, 1973 – Yabucoa, PR
 Weight: 180 Throws: R Hometown: Yabucoa, PR
 Recommended/Signed By: Frankie Thon (Astros)
 How Obtained: Signed as a non-drafted free agent, December 11, 1990.

YEAR	CLUB	AVG.	G	AB	R	H	2B	3B	HR	RBI	BB	SO	SB
1991	Gulf Coast	.164	22	55	4	9	1	0	0	6	1	11	2

ROMAN, VINCENT ANTHONY – Outfielder

Height: 5-10 Bats: R Born: October 21, 1968 – New York, NY
 Weight: 190 Throws: R Hometown: Yonkers, NY
 Recommended/Signed By: Mike Maggart (Astros)
 School: Ithaca (NY) College
 How Obtained: Selected by Astros in 40th round of June 1990 draft.
 Career Highlights: Led Asheville with 23 stolen bases while being caught just five times in 1991.

YEAR	CLUB	AVG.	G	AB	R	H	2B	3B	HR	RBI	BB	SO	SB
1990	Auburn	.269	64	193	42	52	6	5	1	15	14	40	27
1991	Asheville	.279	91	298	51	83	15	1	2	16	27	48	23

ROSARIO, JUAN ALBERTO – Infielder

Height: 5-11 Bats: R Born: February 20, 1972 – La Romana, DR
 Weight: 155 Throws: R Hometown: La Romana, DR
 Recommended/Signed By: Julio Linares and Adriano Rodriguez (Astros)
 How Obtained: Signed as a non-drafted free agent, January 26, 1990.

YEAR	CLUB	AVG.	G	AB	R	H	2B	3B	HR	RBI	BB	SO	SB
1990	La Romana	.159	30	82	16	13	2	1	0	8	10	9	7
1991	Ingenio Santa Fe	.243	41	115	15	28	1	0	0	10	10	7	5

ROSE, HEATH ALAN – Lefthanded Pitcher

Height: 6-2 Bats: L Born: October 25, 1968 – Canton, IL
 Weight: 195 Throws: L Hometown: Jacksonville, IL
 Recommended/Signed By: Tad Slowik (Astros)
 School: MacMurray College
 How Obtained: Selected by Astros in 41st round of June 1991 draft.
 Career Highlights: Led Auburn staff with seven wins in 1991.

YEAR	CLUB	W-L	ERA	G	GS	CG	SHO	SV	IP	H	R	ER	BB	SO
1991	Auburn	7-4	2.72	21	8	1	0	1	82.2	83	41	25	25	45

RUMSEY, ROGER TODD – Outfielder

Height: 5-9 Bats: L Born: September 6, 1968 – Des Moines, IA
Weight: 175 Throws: L Hometown: Arlington, TX
Recommended/Signed By: Steve Focault (Astros)
School: Dallas Baptist
How Obtained: Selected by Astros in 22nd round of June 1991 draft.

YEAR	CLUB	AVG.	G	AB	R	H	2B	3B	HR	RBI	BB	SO	SB
1991	Asheville	.290	60	176	33	51	7	1	5	21	24	22	10

SAMMONS, DONALD LEE, JR. – Outfielder

Height: 6-1 Bats: R Born: May 29, 1968, Augusta, GA
Weight: 180 Throws: R Hometown: Augusta, GA
Recommended/Signed By: Pat Sullivan (A's)
School: Hephzibah, GA
How Obtained: Selected by A's in 26th round of June 1989 draft. Drafted by Astros on December 8, 1991 in minor league draft.
Career Highlights: Led the Midwest League in 1991 with 104 runs, ranked second with 54 steals and was 10th in batting with a .288 average.

YEAR	CLUB	AVG.	G	AB	R	H	2B	3B	HR	RBI	BB	SO	SB
1989	Athletics	.255	36	106	26	27	1	0	0	15	29	25	10
1990	Bend	.261	69	253	49	66	5	1	1	20	46	50	45
1991	Madison	.288	122	459	104	132	12	3	0	43	90	82	54
	Tacoma	.200	2	5	1	1	0	0	0	0	1	1	0

SANDERS, EARL Righthanded Pitcher

Height: 6-3 Bats: R Born: March 5, 1965 – Moss Point, MI
Weight: 220 Throws: R Hometown: Nashville, TN
Recommended/Signed By: Ellis Dungan (Blue Jays)
School: Jackson State
How Obtained: Selected by the Blue Jays in the first round of the June 1986 draft. Traded by the Blue Jays to the Braves in exchange for Nate Cromwell on November 6, 1990. Obtained by the Astros from the Braves on November 8, 1991 as the player-to-be-named later in the July 31 trade that sent Jim Clancy to the Braves in exchange for Matt Turner.

YEAR	CLUB	W-L	ERA	G	GS	CG	SHO	SV	IP	H	R	ER	BB	SO
1986	St. Catherines	6-2	2.08	11	11	1	1	0	56.1	53	24	13	32	55
1987	Dunedin	7-11	4.50	29	26	1	1	0	146.0	138	87	73	86	83
1988	Dunedin	6-7	3.34	28	24	0	0	0	126.2	107	63	47	63	86
	Knoxville	0-0	1.80	3	0	0	0	2	5.0	3	2	1	2	4
1989	Dunedin	2-2	3.52	12	1	0	0	3	23.0	12	11	9	14	25
	Knoxville	1-7	4.53	27	0	0	0	5	49.2	46	33	25	35	40
1990	Knoxville	4-4	4.75	37	0	0	0	2	60.2	63	41	32	57	39
1991	Greenville	4-7	3.65	48	0	0	0	0	79.0	82	37	32	51	85

SANTANA, DOMINGO – Righthanded Pitcher

Height: 6-0 Bats: R Born: July 1, 1972 – San Pedro de Macoris, DR
Weight: 176 Throws: R Hometown: San Pedro de Macoris, DR
Recommended/Signed By: Julio Linares (Astros)
How Obtained: Signed as a non-drafted free agent, March 3, 1990.
Career Highlights: Is being converted to a pitcher in 1992.

HITTING STATISTICS

YEAR	CLUB	AVG.	G	AB	R	H	2B	3B	HR	RBI	BB	SO	SB
1990	La Romana	.164	54	152	17	25	6	1	0	12	13	35	6
1991	Ingenio Santa Fe	.165	31	97	8	16	3	0	0	6	3	24	4

SANTANA, JOSE – Infielder

Height: 6-0 Bats: S Born: April 30, 1972 – San Pedro de Macoris, DR
Weight: 160 Throws: R Hometown: San Pedro de Macoris, DR
Recommended/Signed By: Julió Linares (Astros)
How Obtained: Signed as a non-drafted free agent, March 4, 1990.

YEAR	CLUB	AVG.	G	AB	R	H	2B	3B	HR	RBI	BB	SO	SB
1990	La Romana	.250	51	168	18	42	8	1	1	21	15	34	9
1991	Gulf Coast	.212	23	66	8	14	0	0	0	7	0	9	6

SANTANA, RAMON ESTABAN – Outfielder

Height: 6-0 Bats: R Born: September 1, 1973 – San Pedro de Macoris, DR
Weight: 170 Throws: R Hometown: San Pedro de Macoris, DR
Recommended/Signed By: Julio Linares (Astros)
How Obtained: Signed as a non-drafted free agent, May 17, 1991.

YEAR	CLUB	AVG.	G	AB	R	H	2B	3B	HR	RBI	BB	SO	SB
1991	Ingenio Santa Fe	.194	48	160	14	31	6	0	0	19	11	25	8

SCHULTE, RICHARD ALAN – Outfielder

Height: 6-0 Bats: L Born: July 16, 1970 – Pella, IA
Weight: 180 Throws: R Hometown: Pella, IA
Recommended/Signed By: Bill Kelso (Astros)
School: Central College
How Obtained: Selected by Astros in 15th round of June 1991 draft.

YEAR	CLUB	AVG.	G	AB	R	H	2B	3B	HR	RBI	BB	SO	SB
1991	Auburn	.278	72	263	47	73	7	7	0	27	29	65	12

SCOTT, KEVIN FREDRICK – Catcher

Height: 6-3 Bats: R Born: November 23, 1967 – Medford, Oregon
Weight: 175 Throws: R Resides: Woodinville, Washington
Recommended/Signed By: Dan Huston (Astros)
School: Washington State University
How Obtained: Selected by the Astros in 32nd round of June 1989 draft.

YEAR	CLUB	AVG.	G	AB	R	H	2B	3B	HR	RBI	BB	SO	SB
1989	Auburn	.245	60	204	24	50	10	2	1	24	13	52	13
1990	Asheville	.274	129	460	66	126	29	2	5	79	37	53	17
1991	Osceola	.214	104	341	31	73	8	0	0	27	33	84	12

SCOTT, TYRONE CORTEZ – Lefthanded Pitcher

Height: 6-2 Bats: L Born: January 23, 1971 – Kansas City, MO
Weight: 175 Throws: L Hometown: Lawndale, CA
Recommended/Signed By: Ross Sapp (Astros)
School: Leuzinger (CA) High School
How Obtained: Selected by Astros in fourth round of June 1989 draft.

YEAR	CLUB	W-L	ERA	G	GS	CG	SHO	SV	IP	H	R	ER	BB	SO
1989	Gulf Coast	0-6	6.23	12	6	0	0	0	30.1	37	34	21	32	34
1990	Auburn	5-5	4.52	15	15	0	0	0	87.2	93	59	44	63	77
1991	Burlington	7-14	5.94	27	27	0	0	0	142.1	179	117	94	89	98

SEWELL, JOSEPH RAY – Righthanded Pitcher

Height: 6-0 Bats: R Born: April 30, 1969 – Winchester, KY
Weight: 180 Throws: R Hometown: Littleton, CO
Recommended/Signed By: Doug Deutsch (Astros)
School: Cal State Irvine
How Obtained: Selected by Astros in 24th round of June 1991 draft.

(Sewell, continued)

YEAR	CLUB	W-L	ERA	G	GS	CG	SHO	SV	IP	H	R	ER	BB	SO
1991	Auburn	0-1	8.74	9	0	0	0	1	11.1	16	13	11	10	6

SMALL, MARK ALLEN – Righthanded Pitcher

Height: 6-3 Bats: R Born: November 12, 1967 – Portland, OR

Weight: 205 Throws: R Hometown: Seattle, WA

Recommended/Signed By: Dan Huston (Astros)

School: Washington State University

How Obtained: Selected by Astros in 18th round of June 1989 draft.

YEAR	CLUB	W-L	ERA	G	GS	CG	SHO	SV	IP	H	R	ER	BB	SO
1989	Auburn	0-1	5.03	10	3	0	0	0	19.2	17	13	11	11	23
1990	Asheville	3-4	4.15	34	0	0	0	6	52.0	54	36	24	37	34
1991	Osceola	3-0	1.61	26	0	0	0	2	44.2	30	10	8	19	44

SMITH, BRYAN ANDREAS – Outfielder

Height: 6-1 Bats: R Born: September 29, 1970 – Torrance, CA

Weight: 185 Throws: R Hometown: El Dorado, AR

Recommended/Signed By: Chuck Edmondson (Astros)

School: Texarkana (TX) JC

How Obtained: Selected by Astros in 46th round of June 1989 draft.

Career Highlights: Hit at a .317 clip over Burlington's final 68 games in 1991 and was second on club with 28 steals while being caught just seven times.

YEAR	CLUB	AVG.	G	AB	R	H	2B	3B	HR	RBI	BB	SO	SB
1990	Auburn	.211	62	199	27	42	5	1	0	15	29	58	9
1991	Burlington	.239	105	330	37	79	5	0	0	31	27	99	28

SMITH, CHARLES E. – Righthanded Pitcher

Height: 6-1 Bats: R Born: October 21, 1969 – Memphis, TN

Weight: 175 Throws: R Hometown: Cleveland, OH

Recommended/Signed By: Kevin Stein (Astros)

School: Indiana State

How Obtained: Signed as a non-drafted free agent, June 17, 1991.

Career Highlights: Fifth in Gulf Coast League in 1991 with 64 strikeouts

YEAR	CLUB	W-L	ERA	G	GS	CG	SHO	SV	IP	H	R	ER	BB	SO
1991	Gulf Coast	4-3	3.49	15	7	1	0	0	59.1	56	36	23	37	64

SMITH, LANCE EDWARD – Catcher

Height: 6-0 Bats: R Born: May 19, 1968 – Houston, TX

Weight: 185 Throws: R Hometown: Houston, TX

Recommended/Signed By: Ben Galante (Astros)

School: McNeese State University

How Obtained: Selected by Astros in 32nd round of June 1990 draft.

YEAR	CLUB	AVG.	G	AB	R	H	2B	3B	HR	RBI	BB	SO	SB
1990	Gulf Coast	.271	23	70	12	19	2	0	1	9	13	6	1
	Auburn	.291	16	55	9	16	5	0	1	6	5	15	2
1991	Asheville	.280	105	346	34	97	20	0	4	41	30	44	1
	Burlington	.250	3	12	0	3	1	0	0	0	0	3	0

SOJO, LUIS – Righthanded Pitcher

Height: 6-3 Bats: R Born: September 25, 1973 – Caracas, Venezuela

Weight: 180 Throws: R Hometown: Caracas, Venezuela

Recommended/Signed By: Andres Reiner (Astros)

How Obtained: Signed as a non-drafted free agent.

(Sojo, continued)

YEAR	CLUB	W-L	ERA	G	GS	CG	SHO	SV	IP	H	R	ER	BB	SO
1991	Ingenio Santa Fe	0-1	7.59	14	0	0	0	0	32.0	49	33	27	27	9

SPRING, JOSHUA CAIN – Righthanded Pitcher

Height: 6-1 Bats: R Born: November 26, 1972 – Selma, AL
Weight: 210 Throws: R Hometown: Lebanon, OH
Recommended/Signed By: Kevin Stein (Astros)
School: Lebanon High School
How Obtained: Selected by Astros in 10th round of June 1991 draft.

YEAR	CLUB	W-L	ERA	G	GS	CG	SHO	SV	IP	H	R	ER	BB	SO
1991	Gulf Coast	1-4	4.58	16	6	0	0	0	53.0	56	40	27	29	44

SWINTON, JERMAINE LADEL – Outfielder

Height: 6-4 Bats: R Born: October 9, 1972 – Brooklyn, NY
Weight: 210 Throws: R Hometown: Brooklyn, NY
Recommended/Signed By: Bob Blair (Astros)
School: Fort Hamilton (NY) High School
How Obtained: Selected by Astros in second round of June 1989 draft.

YEAR	CLUB	AVG.	G	AB	R	H	2B	3B	HR	RBI	BB	SO	SB
1990	Gulf Coast	.320	39	122	29	39	8	0	1	12	27	34	15
1991	Asheville	.216	110	338	42	73	12	3	9	41	44	149	6

THOMPSON, BRIAN KEITH – Outfielder

Height: 6-1 Bats: R Born: December 14, 1970 – Oakland, CA
Weight: 205 Throws: R Hometown: Hayward, CA
Recommended/Signed By: Gene Wellman (Astros)
School: Chabot Junior College
How Obtained: Selected by Astros in 66th round of June 1990 draft.

YEAR	CLUB	AVG.	G	AB	R	H	2B	3B	HR	RBI	BB	SO	SB
1991	Auburn	.229	51	144	26	33	3	0	0	17	28	40	7

THOMPSON, FLETCHER CONRAD – Infielder

Height: 5-11 Bats: L Born: September 14, 1968 – Thibodeaux, LA
Weight: 180 Throws: R Hometown: Jackson, MS
Recommended/Signed By: Sterling Housley (Astros)
School: Nicholls State University
How Obtained: Selected by Astros in 11th round of June 1990 draft.

Career Highlights: Led Astros Organization and Midwest League in walks (104) and was third in the league with 85 runs, earning him recognition on both the mid and post-season All-Star teams.

YEAR	CLUB	AVG.	G	AB	R	H	2B	3B	HR	RBI	BB	SO	SB
1991	Burlington	.271	116	428	85	116	15	3	5	33	104	116	34

VALDEZ, VICTOR MANUEL – Righthanded Pitcher

Height: 6-2 Bats: R Born: March 20, 1973 – Bates Lechuga, DR
Weight: 150 Throws: R Hometown: La Romana, DR
Recommended/Signed By: Julio Linares and Domingo Mercedes (Astros)
How Obtained: Signed as a non-drafted free agent, February 20, 1991.

YEAR	CLUB	W-L	ERA	G	GS	CG	SHO	SV	IP	H	R	ER	BB	SO
1991	Ingenio Santa Fe	2-7	6.15	12	8	0	0	0	45.1	62	38	31	30	24

VEIT, STEPHEN JR. – Infielder

Height: 6-5 1/2 Bats: R Born: June 17, 1970 – Phoenix, AZ
 Weight: 225 Throws: R Hometown: Scottsdale, AZ
 Recommended/Signed By: Clark Crist and Reggie Waller (Astros)
 School: Arizona State University
 How Obtained: Selected by Astros in 33rd round of June 1989 draft.

YEAR	CLUB	AVG.	G	AB	R	H	2B	3B	HR	RBI	BB	SO	SB
1990	Auburn	.225	67	249	18	56	11	0	2	29	6	73	5
1991	Asheville	.193	70	192	12	37	9	0	0	19	8	58	0

WALL, DONNE LEE – Righthanded Pitcher

Height: 6-1 Bats: R Born: July 11, 1967 – Polosi, MO
 Weight: 180 Throws: R Hometown: Festus, MO
 Recommended/Signed By: Gerry Craft (Astros)
 School: University of Southwestern Louisiana
 How Obtained: Selected by Astros in 18th round of June 1989 draft.
 Career Highlights: Was a combined 13-8 with a 2.05 ERA in 1991 at Burlington and Osceola and completed an organizational-high seven complete games. Struck out 164, walked just 32 and gave up only 128 hits in 184.0 innings pitched.

YEAR	CLUB	W-L	ERA	G	GS	CG	SHO	SV	IP	H	R	ER	BB	SO
1989	Auburn	7-0	1.79	12	8	3	1	1	65.1	45	17	13	12	69
1990	Asheville	6-8	5.18	28	22	1	0	1	132.0	149	87	76	47	111
1991	Burlington	7-5	2.03	16	16	3	1	0	106.2	73	30	24	21	102
	Osceola	6-3	2.09	12	12	4	2	0	77.1	55	22	18	11	62

WALLACE, DAVID HENRY – Outfielder

Height: 6-0 Bats: R Born: October 26, 1970 – New York, NY
 Weight: 187 Throws: R Hometown: Brooklyn, NY
 Recommended/Signed By: David Lakey (Astros)
 School: Howard (TX) Junior College
 How Obtained: Selected by Astros in 24th round of June 1989 draft.

YEAR	CLUB	AVG.	G	AB	R	H	2B	3B	HR	RBI	BB	SO	SB
1990	Gulf Coast	.270	50	159	33	43	6	4	0	18	29	50	11
1991	Asheville	.254	123	402	62	102	13	1	2	36	62	100	21

WALLING, DENNIS MARTIN – Infielder

See Page 130

WARING, JAMES EDWARD – Righthanded Pitcher

Height: 6-2 Bats: L Born: September 19, 1969 – St. Louis, MO
 Weight: 180 Throws: R Hometown: Deland, FL
 Recommended/Signed By: Shawn Pender (Astros)
 School: Stetson University
 How Obtained: Selected by Astros in 21st round of June 1991 draft.

YEAR	CLUB	W-L	ERA	G	GS	CG	SHO	SV	IP	H	R	ER	BB	SO
1991	Auburn	0-4	3.84	21	7	0	0	3	61.0	70	39	26	10	56

WEBB, KEVIN SCOTT – Infielder

Height: 6-4 Bats: R Born: December 27, 1969 – Arcadia, CA
 Weight: 215 Throws: R Hometown: Yorba Linda, CA
 Recommended/Signed By: Sterling Housley and Doug Deutsch (Astros)
 School: UCLA
 How Obtained: Selected by Astros in 11th round of June 1991 draft.

YEAR	CLUB	AVG.	G	AB	R	H	2B	3B	HR	RBI	BB	SO	SB
(1992 will be first season in professional baseball)													

WHEELER, KENNETH ALLEN, JR. – Righthanded Pitcher

Height: 6-4 Bats: R Born: July 3, 1971 – Chillicothe, OH

Weight: 180 Throws: R Hometown: Chillicothe, OH

Recommended/Signed By: Gerry Craft (Astros)

School: Chillicothe (OH) High School

How Obtained: Selected by Astros in 11th round of June 1989 draft.

Career Highlights: Led Burlington in 1991 with eight wins and 151.1 innings pitched. Lost his first start before reeling off seven consecutive wins and was named to the Midwest League's mid-season All-Star team.

YEAR	CLUB	W-L	ERA	G	GS	CG	SHO	SV	IP	H	R	ER	BB	SO
1989	Gulf Coast	1-4	4.00	14	8	0	0	0	54.0	51	33	24	25	45
1990	Asheville	7-9	3.45	21	21	5	3	0	125.1	116	57	48	60	75
1991	Burlington	8-8	3.33	25	23	2	1	0	151.1	145	66	56	52	107

WHITE, CHRISTOPHER DYLAN – Righthanded Pitcher

Height: 6-0 Bats: R Born: September 15, 1969 – Richmond, VA

Weight: 180 Throws: R Hometown: Greenville, PA

Recommended/Signed By: Kevin Stein (Astros)

School: Cleveland State

How Obtained: Selected by Astros in 20th round of June 1991 draft.

Career Highlights: Led Auburn with nine saves (sixth in the league) and 26 appearances in 1991.

YEAR	CLUB	W-L	ERA	G	GS	CG	SHO	SV	IP	H	R	ER	BB	SO
1991	Auburn	2-3	3.66	26	0	0	0	9	46.2	46	25	19	18	38

WHITE, JIMMY LEE JR – Outfielder

Height: 6-1 Bats: L Born: December 1, 1972 – Tampa, FL

Weight: 170 Throws: R Hometown: Brandon, FL

Recommended/Signed By: Shawn Pender (Astros)

School: Brandon (FL) High School

How Obtained: Selected by Astros in sixth round of June 1990 draft.

YEAR	CLUB	AVG.	G	AB	R	H	2B	3B	HR	RBI	BB	SO	SB
1990	Gulf Coast	.244	52	180	32	44	6	4	0	18	29	50	11
1991	Asheville	.256	128	437	66	112	22	2	8	43	43	133	12

WILLIAMS, JIMMY – Lefthanded Pitcher

Height: 6-7 Bats: L Born: May 18, 1965 – Butler, AL

Weight: 232 Throws: L Hometown: Butler, AL

Recommended/Signed By: Joe Campbell and Tony John (Dodgers)

School: Choctaw County H.S.

How Obtained: Selected by Dodgers in 10th round of June 1984 draft. Traded with Carl Thomas to Twins for Tom Thomas, June 19, 1987. Traded to Giants, December 20, 1990, completing the deal of December 13 which sent Steve Bedrosian to Twins for Johnny Ard and a player-to-be-named-later. Signed by Astros as a free agent, January 21, 1992.

YEAR	CLUB	W-L	ERA	G	GS	CG	SHO	SV	IP	H	R	ER	BB	SO
1984	Great Falls	0-1	9.00	8	0	0	0	0	11.0	10	14	11	16	9
	Gulf Coast	0-0	0.00	2	0	0	0	0	3.0	4	4	0	4	1
1985	Gulf Coast	4-4	3.78	13	13	1	1	0	66.2	54	35	28	55	59
1986	Vero Beach	1-1	4.35	30	6	0	0	0	60.0	47	35	29	66	40
1987	Visalia	7-4	2.22	13	13	2	0	0	85.0	66	38	21	62	81
1988	Visalia	3-4	3.71	37	0	0	0	12	51.0	41	23	21	33	55
1989	Orlando	6-4	3.04	43	0	0	0	14	53.1	50	23	18	35	62
1989	Portland	3-2	4.18	16	0	0	0	3	23.2	24	15	11	18	22
1990	Portland	4-6	5.04	51	3	0	0	3	84.0	73	64	47	74	62
1991	Phoenix	7-9	5.96	30	28	3	0	0	160.0	192	120	106	93	69

WILSON, DAVID MICHAEL – Righthanded Pitcher

Height: 6-1 Bats: R Born: January 25, 1968 – Fresno, CA
Weight: 195 Throws: R Hometown: Fresno, CA
Recommended/Signed By: Doug Deutsch (Astros)
School: Fresno (CA) City College
How Obtained: Signed as a non-drafted free agent, June 9, 1990.
Career Highlights: Led Auburn with 97 strikeouts in 1990, third in the NYPL.

YEAR	CLUB	W-L	ERA	G	GS	CG	SHO	SV	IP	H	R	ER	BB	SO
1990	Auburn	4-2	2.70	22	8	1	0	2	76.1	65	35	23	43	97
1991	Asheville	1-9	5.44	22	22	0	0	0	101.0	117	72	61	46	96

WINDES, RODNEY THOMAS – Lefthanded Pitcher

Height: 6-2 Bats: L Born: July 21, 1966 – Long Beach, CA
Weight: 175 Throws: L Hometown: Los Alamitos, CA
Recommended/Signed By: Doug Deutsch (Astros)
School: Cal State Los Angeles
How Obtained: Selected by Astros in 18th round of June 1988 draft.

YEAR	CLUB	W-L	ERA	G	GS	CG	SHO	SV	IP	H	R	ER	BB	SO
1988	Auburn	4-4	4.10	25	0	0	0	3	52.2	45	28	24	19	55
1989	Asheville	4-5	3.68	53	0	0	0	4	71.0	66	36	29	31	48
1990	Osceola	4-0	1.98	44	0	0	0	2	68.1	48	18	15	19	54
1991	Osceola	3-5	2.21	45	0	0	0	8	69.1	44	21	17	13	63
	Jackson	1-0	1.29	13	0	0	0	0	21.0	23	5	3	14	19

WINSLOW, BRYANT GLYNN – Infielder

Height: 6-4 Bats: R Born: November 17, 1968 – Englewood, CO
Weight: 200 Throws: R Hometown: Littleton, CO
Recommended/Signed By: Doug Deutsch (Astros)
School: Cal State Irvine
How Obtained: Selected by Astros in 14th round of June 1991 draft.
Career Highlights: Batted .328 with four home runs over his final 16 games in 1991.

YEAR	CLUB	AVG.	G	AB	R	H	2B	3B	HR	RBI	BB	SO	SB
1991	Auburn	.252	62	214	31	54	7	1	5	23	25	64	3

WINSTON, TODD B. – CATCHER

Height: 6-0 Bats: R Born: January 27, 1970 – Port Huron, MI
Weight: 190 Throws: R Hometown: Marysville, MI
Recommended/Signed By: Tad Slowik (Astros)
School: University of Michigan
How Obtained: Signed as a non-drafted free agent, August 28, 1991.

YEAR	CLUB	AVG.	G	AB	R	H	2B	3B	HR	RBI	BB	SO	SB

(1992 will be first season in professional baseball)

YOUNG, DANNY BRACY – Lefthanded Pitcher

Height: 6-5 Bats: L Born: November 3, 1971 – Smyrna, TN
Weight: 180 Throws: L Hometown: Woodbury, TN
Recommended/Signed By: F.H. "Jug" Deford (Astros)
School: Aquinas Junior College
How Obtained: Selected by Astros in 83rd round of June 1990 draft.

YEAR	CLUB	W-L	ERA	G	GS	CG	SHO	SV	IP	H	R	ER	BB	SO
1991	Gulf Coast	1-4	7.99	13	7	0	0	0	32.2	32	33	29	39	41

TRIPLE PLAYS


By Houston

DATE	OPPONENT	BATTER	PLAYERS INVOLVED
7/16/71	New York	C. Jones	Metzger to Menke to Rader
9/17/71	Cincinnati	Chaney	Morgan to Metzger to Mayberry
4/6/78	Cincinnati	Driessen	Ferguson to Metzger to Cabell to Metzger
4/21/78	Los Angeles	Cey	Watson to Metzger
9/15/87	Los Angeles	Garner	Doran to Reynolds to Davis
9/21/90	Atlanta	Cabrera	Caminiti to Rohde to Simms
4/16/91	Atlanta	Heath	Caminiti to Candaele to Bagwell
8/4/91	Los Angeles	Javier	Simms to Caminiti to Cedeno

By Opponents

DATE	OPPONENT	BATTER	PLAYERS INVOLVED
5/17/64	Philadelphia	Grote	Herrnstein to Wine to Herrnstein to Triandos
4/15/65	New York	Wynn	Lewis to Cannizzaro to McMillian
5/30/69	Pittsburgh	Edwards	Oliver to Mazeroski to Oliver to Sanguillen
6/3/72	Montreal	Helms	Humphrey to Bailey to Jorgensen to Bailey
5/8/77	St. Louis	Crawford	Tyson to Kessinger to Hernandez
8/16/88	St. Louis	Pankovits	Pendleton to Oquendo to Pagnozzi
4/9/89	San Diego	Caminiti	Salazar to Alomar to Clark to Parent

ASTROS SPRING TRAINING



SPRING TRAINING INFORMATION

Osceola County Stadium
1000 Osceola Boulevard
Kissimmee, Florida 34744
(407) 933-6500



The Astros complex in Kissimmee has continued to expand since it opened in 1985.

ASTROS SET FOR EIGHTH KISSIMMEE SPRING

The Astros return to their Kissimmee, Florida spring training base for the eighth season in 1992 and will play their Grapefruit League games on an award-winning surface.

The playing field at Osceola County Stadium was recognized by Sports Turf Magazine and the Beam Clay Company as its Baseball Field of the Year for 1990-91 in recognition of excellence and professionalism in maintaining outstanding, safe and professional quality baseball diamonds.

The 1992 spring season will also mark the Astros 100th game in Kissimmee. Houston enters the spring with a 52-44 record at their home stadium.

The Astros moved to their state-of-the-art facility in 1985 after spending the previous 21 years in Cocoa, FL. When it opened, the new facility was hailed as the best of its kind in Florida, and its unique "cloverleaf" design has served as host to many local civic events.

The Astros opened their facility on March 3, 1985 when a record crowd of 7,210 saw the Astros defeat the Yankees. In four of the six full training camps held in Kissimmee, the Astros have set attendance records, including a total of 66,811 in 1991.

Houston first conducted spring training in Apache Junction, AZ in 1962 and 1963 before moving to Cocoa in 1964.

STADIUM DIMENSIONS

Foul Lines.....	330 feet
Power Alleys.....	390 feet
Center Field.....	410 feet
Height of Outfield Walls (all).....	8 feet

FINAL 1991 ASTROS SPRING TRAINING STATISTICS

Record: 17-10 Home Record: 8-6 Road Record: 9-4 Neutral: 0-0

NAME	AVG.	G	AB	R	H	2B	3B	HR	RBI	SH-SF	BB	SO	SB-CS	E
Anthony	.189	19	53	7	10	1	2	1	5	0-0	5	9	1-0	1
Bagwell	.333	18	51	8	17	2	0	2	7	0-0	3	11	0-2	3
Baker	.353	17	17	1	6	1	0	0	3	1-1	3	0	0-0	2
Biggio	.362	16	47	11	17	0	1	0	8	1-2	7	5	3-1	1
Caminiti	.406	21	64	16	26	7	0	2	15	0-0	3	8	1-1	2
Candaele	.256	20	43	4	11	3	1	1	7	1-1	2	3	1-0	2
Cedeno	.286	3	7	1	2	0	1	0	0	0-0	0	1	0-0	2
Coles	.316	10	19	2	6	2	0	0	2	1-0	2	3	0-0	1
Davidson	.333	19	39	8	13	1	0	1	5	1-0	9	6	2-0	0
Eusebio	.500	6	6	0	3	2	0	0	1	1-0	0	2	0-0	0
Finley	.262	20	61	10	16	1	1	0	4	1-0	2	1	2-2	1
Gonzalez	.377	22	61	10	23	2	2	5	17	0-1	6	9	1-1	1
Hunter	.000	4	5	0	0	0	0	0	1	0-1	0	1	0-0	0
Lofton	.083	8	12	2	1	1	0	0	0	0-0	1	1	0-1	0
Makarewicz	.000	3	2	0	0	0	0	0	0	0-0	1	0	0-0	0
McGriff	.273	12	11	0	3	1	0	0	3	0-1	2	3	0-0	1
McLemore	.488	20	43	10	21	5	0	0	8	2-0	6	5	1-3	0
Mikulik	.500	1	4	2	2	1	0	0	1	0-0	0	0	0-0	0
Mota	.200	6	10	0	2	0	0	0	1	0-0	1	1	0-0	0
Nichols	.282	18	39	5	11	3	1	2	9	0-1	2	12	0-0	0
Oberkfell	.242	19	33	2	8	1	1	0	6	0-1	2	1	0-0	1
Ortiz	.344	14	32	9	11	1	0	2	8	0-1	4	5	0-0	0
Ramirez	.262	15	42	2	11	1	0	0	5	0-0	1	2	1-0	2
Rhodes	.302	20	53	12	16	3	2	1	7	0-0	7	5	0-0	0
Rohde	.381	23	42	8	16	4	1	0	4	0-0	6	6	0-1	2
K. Scott	.000	3	2	0	0	0	0	0	0	0-0	0	1	0-0	0
Servais	.200	4	5	1	1	0	0	0	0	0-0	1	0	0-0	1
Simms	.233	14	43	11	10	3	0	2	10	0-0	4	13	0-1	1
Tolentino	.194	19	31	3	6	1	0	2	6	0-0	3	3	0-0	2
Yelding	.310	19	58	13	18	2	0	1	9	1-0	7	9	6-3	2
Young	.200	13	30	3	6	0	0	0	0	0-0	3	3	4-0	0
ASTROS	.298	28	994	161	296	49	13	22	155	13-10	94	140	23-16	32
Opponents	.256	28	950	123	243	33	4	17	109	14-9	110	145	19-16	29

PINCH HITTING - AVG (AB-H-HR-RBI): TEAM .204 (54-11-0-6); Anthony .000 (2-0-0-0); Bagwell .000 (1-0-0-0); Baker .000 (3-0-0-0); Candaele .333 (3-1-0-2); Cedeno .000 (1-0-0-0); Coles .000 (1-0-0-0); Davidson .000 (3-0-0-0); Eusebio 1.000 (1-1-0-0); Finley .000 (2-0-0-0); Gonzalez .500 (2-1-0-0); Lofton .000 (1-0-0-0); Makarewicz .000 (1-0-0-0); McGriff .000 (3-0-0-0); McLemore .000 (1-0-0-0); Mota .000 (2-0-0-0); Oberkfell .375 (8-3-0-2); Ortiz .500 (2-1-0-0); Ramirez .000 (2-0-0-0); Rhodes 1.000 (1-1-0-1); Rohde .400 (5-2-0-1); K. Scott .000 (1-0-0-0); Servais .000 (2-0-0-0); Simms .000 (1-0-0-0); Tolentino .200 (5-1-0-0).

NAME	W-L	ERA	G	GS	SHO	SV	IP	H	R	ER	HR	BB	SO
Allen	0-0	9.00	1	0	0	0	2.0	4	3	2	0	2	0
August	0-0	0.00	1	0	0	0	2.0	2	1	0	0	0	2
Bowen	1-0	0.00	2	1	0	1	6.0	5	0	0	0	2	5
Cano	0-0	9.00	1	0	0	0	1.0	3	1	1	0	0	0
Carman	1-0	4.15	8	0	0	0	13.0	12	6	6	1	9	12
Clancy	0-0	4.09	6	0	0	0	11.0	11	5	5	2	1	8
Clark	1-0	9.00	3	1	0	0	7.0	11	9	7	1	3	6
Coffman	0-0	0.00	1	0	0	0	1.0	0	0	0	0	1	1
Corsi	1-0	1.50	6	0	0	0	6.0	5	1	1	0	2	4
Deshaies	2-0	2.37	4	4	0	0	19.0	13	6	5	2	8	6
Harnisch	0-1	6.10	5	4	0	0	20.2	22	15	14	3	11	10
Hennis	1-0	6.75	3	2	0	0	8.0	8	6	6	3	4	1
D. Henry	0-0	2.45	7	0	0	0	7.1	5	3	2	2	2	7
Hernandez	0-3	5.21	6	4	0	0	19.0	19	11	11	2	8	10
Itslley	0-0	0.00	1	0	0	0	1.0	1	0	0	0	0	1
Jones	3-0	0.93	5	2	0	0	19.1	19	2	2	0	6	7
Kaiser	0-0	0.00	1	0	0	0	2.0	0	0	0	0	1	0
Kile	0-0	2.08	8	0	0	1	13.0	8	4	3	0	6	6
Laskey	1-0	0.00	1	0	0	0	1.0	0	0	0	0	1	1
Mallicoat	0-1	27.00	1	0	0	0	0.1	2	1	1	0	1	0
Meyer	1-1	2.35	5	0	0	1	7.2	8	2	2	0	4	3
Murphy	0-0	0.00	2	0	0	0	4.0	1	0	0	0	2	0
Osuna	0-1	0.87	10	0	0	0	10.1	11	6	1	0	7	8
Portugal	2-2	5.09	6	5	0	0	23.0	24	16	13	1	12	14
Schilling	2-0	0.66	10	0	0	2	13.2	8	3	1	0	1	8
Scott	1-0	5.25	3	3	0	0	12.0	12	7	7	0	4	14
Sebra	0-1	6.48	3	2	0	0	8.1	11	6	6	0	4	2
Thurmond	0-0	6.75	6	0	0	0	6.2	9	5	5	0	3	3
Tunnell	0-0	0.00	2	0	0	0	2.0	3	0	0	0	1	1
Wilkins	0-0	0.00	8	0	0	2	8.0	6	4	0	0	4	5
ASTROS	17-10	3.56	28	28	3	7	255.1	243	123	101	17	110	145
Opponents	10-17	5.26	28	28	1	7	251.1	296	161	147	22	94	140

1991 SPRING TRAINING RESULTS

DATE	OPPONENT/RESULT	ATTEND.	WP	LP
March 8	at Houston 7, Atlanta 6	3,388	Meyer	Mercker
March 9	Houston at Cincinnati PPD (rain)			
March 10	at Houston 9, Kansas City 5	4,485	Portugal	Appier
March 11	Houston 11, at New York (NL) 4	5,701	Clark	Fernandez
March 12	Houston 7, at Detroit 6 (11)	5,574	Corsi	Meacham
March 13	New York (NL) 10, at Houston 5	5,339	Harnisch	Beatty
March 14	at Kansas City 3, Houston 3 (11)(SS)	1,674		
	at Houston 10, Detroit 6 (SS)	5,077	Laskey	Gleaton
March 15	at Houston 5, Pittsburgh 4	3,986	Carman	Tibbs
March 16	Atlanta at Houston PPD (rain)			
March 17	Houston 9, at Los Angeles 5	4,765	Jones	Martinez
March 18	Houston 5, at Detroit 4	4,002	Schilling	Munoz
March 19	Houston 8, at Kansas City 6	2,707	Hennis	Corbin
March 20	Boston 4, at Houston 3	4,446	Kiecker	Hernandez
March 21	New York (NL) 5, at Houston 3	5,291	Pena	Osuna
March 22	Houston 5, at New York (NL) 0	5,852	Jones	Valera
March 23	at Boston 5, Houston 2	3,533	Harris	Portugal
March 24	Kansas City 12, at Houston 7	5,456	Mathews	Meyer
March 26	at Atlanta 3, Houston 2	3,740	Smoltz	Sebra
March 27	at Houston 2, St. Louis 1	4,887	Schilling	Hill
March 28	Houston 7, at Pittsburgh 5	2,441	Portugal	Tomlin
March 29	at Houston 14, Atlanta 2	4,083	Scott	Marak
March 30	Cincinnati 2, at Houston 1	5,767	Scudder	Hernandez
March 31	Houston at Chicago (AL)-ppd rain			
April 1	Houston 8, at Red Sox 0	2,762	Deshaies	Darwin
April 2	Los Angeles 2, at Houston 0	6,106	Morgan	Portugal
April 3	at Kansas City 8, Houston 1	4,675	Saberhagen	Hernandez
April 4	Houston 5, at Cincinnati 4	5,783	Jones	Scudder
April 5	at Houston 7, Kansas City 3	3,977	Deshaies	Schatzeder
April 6	at Philadelphia 8, Houston 7	3,931	Boever	Mallicoat
April 7	at Houston 8, Philadelphia 0	4,523	Bowen	Ontiveros

ASTROS SPRING TRAINING YEAR-BY-YEAR

YEAR	RECORD	YEAR	RECORD	YEAR	RECORD
1962	17-11	1972	10-9	1982	7-14
1963	16-11	1973	11-14	1983	3-16
1964	13-12	1974	14-10	1984	17-11
1965	15-9	1975	14-15	1985	14-17
1966	14-14	1976	7-8	1986	9-18-1
1967	15-14	1977	12-12	1987	13-15
1968	13-14	1978	11-10	1988	17-15-1
1969	14-13	1979	12-12	1989	10-22
1970	16-12	1980	8-11	1990	7-7
1971	14-13	1981	10-13	1991	17-10

ASTROS AT OSCEOLA COUNTY STADIUM

YEAR	RECORD	ATTENDANCE	AVERAGE
1985	6-9	50,877	3,392
1986	5-10	50,758	3,384
1987	9-6	64,656	4,294
1988	11-5	64,412	4,026
1989	8-7	66,227	4,415
1990	5-1	18,913	3,152
1991	8-6	66,811	4,772
TOTALS	52-44	382,654	3,986

Taste Our Best!




This season, we're going with our best, new 93% Fat Free Armour Premium Lean Hot Dogs and Armour Premium Hot Dogs. In Meat or Beef, they have that great Armour taste that Astro fans know and love. That's why Armour is official hot dog of the Houston Astros.

 **ARMOUR**®

Official Hot Dog of the Houston Astros.

Chevron



**We're with you
all the way.**



**Chevron supports the
March of Dimes Campaign
for Healthier Babies.**

1992 HOUSTON ASTROS MEDIA GUIDE