

\$10.00


BIGGIO

7

Astros



Astros™



2009 MEDIA GUIDE



2009 HOUSTON *Astros* SEASON SCHEDULE

APRIL

SUN	MON	TUE	WED	THU	FRI	SAT
			1	2	7:05 3 CLE*	1:05 4 CLE*
5	6:05 6 CHC	7:05 7 CHC	7:05 8 CHC	9	7:15 10 STL	3:10 11 STL
1:15 12 STL	12:35 13 PIT	14	6:05 15 PIT	11:35 16 PIT	7:05 17 CIN	6:05 18 CIN
1:05 19 CIN	7:05 20 CIN	7:05 21 LAD	7:05 22 LAD	7:05 23 LAD	7:05 24 MIL	6:05 25 MIL
1:05 26 MIL	6:10 27 CIN	6:10 28 CIN	6:10 29 CIN	30		

MAY

SUN	MON	TUE	WED	THU	FRI	SAT
					6:35 1 ATL	2:40 2 ATL
12:35 3 ATL	6:05 4 WSH	11:35 5 WSH	7:05 6 CHC	7:05 7 CHC	7:05 8 SD	6:05 9 SD
1:05 10 SD	11	7:40 12 COL	7:40 13 COL	2:10 14 COL	1:20 15 CHC	12:05 16 CHC
1:20 17 CHC	18	7:05 19 MIL	7:05 20 MIL	7:05 21 MIL	7:05 22 TEX	3:10 23 TEX
1:05 24 TEX	12:10 25 CIN	6:10 26 CIN	6:10 27 CIN	28	6:05 29 PIT	6:05 30 PIT
12:35 31 PIT						

JUNE

SUN	MON	TUE	WED	THU	FRI	SAT
	7:05 1 COL	7:05 2 COL	7:05 3 COL	7:05 4 COL	7:05 5 PIT	6:05 6 PIT
1:05 7 PIT	8	7:05 9 CHC	7:05 10 CHC	1:05 11 CHC	8:40 12 ARI	7:10 13 ARI
3:10 14 ARI	15	7:05 16 TEX	7:05 17 TEX	7:05 18 TEX	7:10 19 MIN	6:10 20 MIN
1:10 21 MIN	22	7:05 23 KC	7:05 24 KC	1:05 25 KC	7:05 26 DET	6:05 27 DET
1:05 28 DET	9:05 29 SD	9:05 30 SD				

JULY

SUN	MON	TUE	WED	THU	FRI	SAT
			9:05 1 SD	2:35 2 SD	9:15 3 SF	3:05 4 SF
3:05 5 SF	7:05 6 PIT	7:05 7 PIT	1:05 8 PIT	7:05 9 WSH	7:05 10 WSH	6:05 11 WSH
1:05 12 WSH	13	14	15	9:10 16 LAD	9:10 17 LAD	3:10 18 LAD
3:10 19 LAD	7:05 20 STL	7:05 21 STL	7:05 22 STL	23	7:05 24 NYM	6:05 25 NYM
1:05 26 NYM	7:05 27 CHC	7:05 28 CHC	1:20 29 CHC	30	7:15 31 STL	

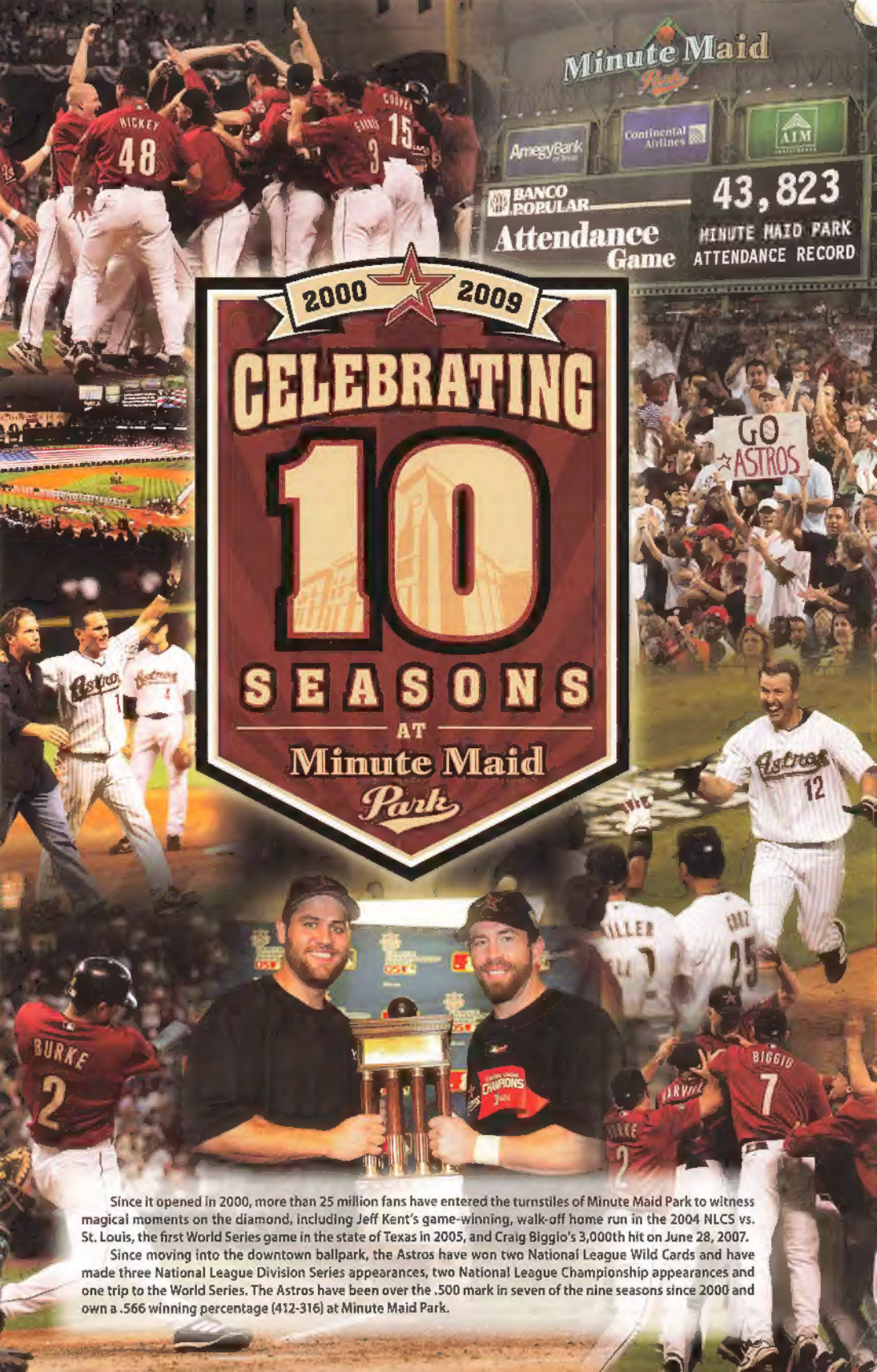
AUGUST

SUN	MON	TUE	WED	THU	FRI	SAT
						3:10 1 STL
1:15 2 STL	7:05 3 SF	7:05 4 SF	1:05 5 SF	6	7:05 7 MIL	6:05 8 MIL
1:05 9 MIL	6:10 10 FLA	6:10 11 FLA	6:10 12 FLA	6:10 13 FLA	7:05 14 MIL	6:05 15 MIL
1:05 16 MIL	17	7:05 18 FLA	7:05 19 FLA	7:05 20 FLA	7:05 21 ARI	6:05 22 ARI
1:05 23 ARI	24	7:15 25 STL	7:15 26 STL	1:15 27 STL	8:40 28 ARI	3:10 29 ARI
3:10 30 ARI	7:05 31 CHC					

SEP | OCT

SUN	MON	TUE	WED	THU	FRI	SAT
		7:05 1 CHC	1:20 2 CHC	3	7:05 4 PHI	6:05 5 PHI
1:05 6 PHI	1:05 7 PHI	7:05 8 ATL	7:05 9 ATL	7:05 10 ATL	7:05 11 PIT	6:05 12 PIT
1:05 13 PIT	6:10 14 CIN	6:10 15 CIN	6:10 16 CIN	17	7:05 18 MIL	6:05 19 MIL
1:05 20 MIL	7:05 21 STL	7:05 22 STL	7:05 23 STL	24	7:05 25 CIN	6:05 26 CIN
1:05 27 CIN	6:05 28 PHI	6:05 29 PHI	6:05 30 PHI	6:05 1 PHI	6:10 2 NYM	12:10 3 NYM
12:10 4 NYM						

HOME AWAY




2000 2009

CELEBRATING 10 SEASONS AT Minute Maid Park

Since it opened in 2000, more than 25 million fans have entered the turnstiles of Minute Maid Park to witness magical moments on the diamond, including Jeff Kent's game-winning, walk-off home run in the 2004 NLCS vs. St. Louis, the first World Series game in the state of Texas in 2005, and Craig Biggio's 3,000th hit on June 28, 2007.

Since moving into the downtown ballpark, the Astros have won two National League Wild Cards and have made three National League Division Series appearances, two National League Championship appearances and one trip to the World Series. The Astros have been over the .500 mark in seven of the nine seasons since 2000 and own a .566 winning percentage (412-316) at Minute Maid Park.



During the past year, the Houston Astros were deeply saddened by the loss of four people who greatly influenced the organization.



NEIL HOHLFELD

Longtime Astros beat writer for the Houston Chronicle, Neil Hohlfeld passed away on July 19, 2008. Hohlfeld, 56, covered the Houston Astros from 1979 until 1995 and went on to cover other sports, including Texas A&M sports and NASCAR, through 2006, at which time he assumed an editing assignment. In the last year, he had returned to his first love as a baseball analyst for FSN Houston's pre- and post-game shows. Hohlfeld was honored by the Houston chapter of the BBWAA as the recipient of the 2008 Fred Hartman Long and Meritorious Service Award.




DAVE SMITH

Former Astro reliever Dave Smith, 53, passed away on Dec. 17, 2008. Smith pitched for Houston from 1980-1990 and was a key member of the 1980 and 1986 Astros clubs that reached the National League Championship Series. Many of his records still stand in Astros history, including most innings pitched (760) and most wins by a reliever (53). Smith is also the franchise leader in games pitched with 563 during his 11 seasons.



DAVE ROBERTS


Left-handed pitcher Dave Roberts, 64, passed away on Jan. 9, 2009. A consummate pro, Roberts pitched for the Astros from 1972-75, averaging 35 starts and 12 wins a season. He was 47-44 with a 3.69 ERA in 140 games with Houston. Roberts tossed a complete-game, one-hitter to become the winning pitcher in the shortest game in Astros history, 1 hour, 26 minutes, on Aug. 24, 1974 vs. the Phillies.



PRESTON GOMEZ

As the eighth manager in Astros history, Preston Gomez guided Houston to a 128-161 record. Gomez posted a .443 winning percentage during in his two seasons as manager from 1974-75. He worked in Major League baseball for 64 years, serving as a player, coach, manager, scout and consultant. Gomez, 86, passed away on Jan. 13, 2009.

TABLE OF CONTENTS



All-Star Game	390	1968 All-Star Game	390	1986 All-Star Game	391	2004 All-Star Game	392	Houston All-Star Selections	335	All-Time Roster	337	Attendance Records	Astros Attendance In Houston	327	Astros Attendance On the Road	327	Home Series Attendance	327	Team Series Attendance	326	Top 10 Postseason Home Crowds	328	Top 25 Regular Season Home Crowds	328	Year-by-Year Attendance/ Monthly Attendance	325	Awards	Award Winners	334	MVP Winners	334	Historical Award Voting	312	NL Players of the Month	334	NL Pitchers of the Month	334	Player Development Awards	413	Rawlings Gold Glove Award Winners	334	Darryl Kile Award Winners	288	Batting Records	Individual Batting	289	Team Batting	294	Season and Career Top 10	302	Single-Season Leaders by Position	328	Single-Season Games Played Leaders by Position	330	Streaks	310	Year-by-Year Individual Leaders	306	Year-by-Year Team Statistics	308	Best Win-Loss Records by Game	324	Broadcasters	468	Coaching Staff	All-Time Roster	340	2007 Staff	34	Community Development	Winter Caravan	4	Astros in Action Foundation	6	Grand Slam for Youth Baseball	8	Doubleheaders All-Time	323	Fielding Records	Individual Records	298	Team Fielding	299	Front Office	Staff List	10	Executive Bios	12	History and Records	2005 Season	276	Colt Stadium/Astrodome	275	Houston's Major League History	270	Retired Numbers	268	Uniform History	279	Home Runs	Double-Digit Rookie Homers	310	Grand Slams	313	Inside-the-Park Home Runs	317	Pinch-Hit Home Runs	315	Walk-Off Home Runs	316	Last Time It Happened	282	Last Trade With	266	League Leaders	240	Media Information	464	Media Information - Spanish	466	Media Relations Staff	471	Minute Maid Park	All-Time Minute Maid Park Leaders	346	A Venue for Any Event	478	Ballpark Information	474	By the Numbers/Dimensions	477	Construction Facts	479	Home Run Distance Leaders	348	Seating Diagram/ Ticket Information	480	NL Statistical Leaders	318	Opening Day	Game Results	329	Lineups	332	Opponents	2009 Opponents	248	Astros vs. Opponents All-Time	266	Pinch-Hitting Records	Individual Pinch-Hitting	297	Team Pinch-Hitting	297	Pitching Records	20-Game Winners/No-Hit Games/ One-Hit Games	319	200+ Strikeouts/20+ Saves	320	Individual Pitching	292	Team Pitching	296	Season and Career Top 10	302	Year-by-Year Individual Leaders	306	Year-by-Year Team Statistics	308	Player Biographies	40-Man Roster Biographies	46	Non-Roster Biographies	170	Playoff History	349	Playoff Records	384	Retired Numbers	268	Rookie Records	Batting/Pitching	298	Rules	MLB Retractable Roof Guidelines	467	Minute Maid Park Ground Rules	472	Rules of Interest	472	Schedule	IFC	Scouting and Player Development	Affiliate Directory	395	Affiliates:	Round Rock Express	398	Corpus Christi Hooks	403	Lancaster Jethawks	407	Lexington Legends	410	Tri-City ValleyCats	415	Greenville Astros	418	Gulf Coast League/ Dominican Summer League	421	Minor League Players	Player Development Staff	395	Scouting Staff	394	Season in Review, 2008	211	Spring Training	457	Sweeps Charts	321	Win-Loss Records	300	Year-by-Year Records	322
-------------------------	-----	------------------------------	-----	------------------------------	-----	------------------------------	-----	---------------------------------------	-----	---------------------------	-----	--------------------	--	-----	---	-----	----------------------------------	-----	----------------------------------	-----	---	-----	---	-----	---	-----	--------	-------------------------	-----	-----------------------	-----	-----------------------------------	-----	-----------------------------------	-----	------------------------------------	-----	-------------------------------------	-----	---	-----	-------------------------------------	-----	-----------------	------------------------------	-----	------------------------	-----	------------------------------------	-----	---	-----	--	-----	-------------------	-----	---	-----	--	-----	---	-----	------------------------	-----	----------------	---------------------------	-----	----------------------	----	-----------------------	--------------------------	---	---------------------------------------	---	---	---	----------------------------------	-----	------------------	------------------------------	-----	-------------------------	-----	--------------	----------------------	----	--------------------------	----	---------------------	-----------------------	-----	----------------------------------	-----	--	-----	---------------------------	-----	---------------------------	-----	-----------	--------------------------------------	-----	-----------------------	-----	-------------------------------------	-----	-------------------------------	-----	------------------------------	-----	---------------------------------	-----	---------------------------	-----	--------------------------	-----	-----------------------------	-----	---------------------------------------	-----	---------------------------------	-----	------------------	---	-----	---------------------------------	-----	--------------------------------	-----	-------------------------------------	-----	------------------------------	-----	-------------------------------------	-----	---	-----	----------------------------------	-----	-------------	------------------------	-----	-------------------	-----	-----------	--------------------------	-----	---	-----	-----------------------	------------------------------------	-----	------------------------------	-----	------------------	---	-----	-------------------------------------	-----	-------------------------------	-----	-------------------------	-----	------------------------------------	-----	---	-----	--	-----	--------------------	-------------------------------------	----	----------------------------------	-----	---------------------------	-----	---------------------------	-----	---------------------------	-----	----------------	----------------------------	-----	-------	---	-----	---	-----	-----------------------------	-----	--------------------	-----	---------------------------------	-------------------------------	-----	-------------	------------------------------	-----	--------------------------------	-----	------------------------------	-----	-----------------------------	-----	-------------------------------	-----	-----------------------------	-----	--	-----	----------------------	------------------------------------	-----	--------------------------	-----	----------------------------------	-----	---------------------------	-----	-------------------------	-----	----------------------------	-----	--------------------------------	-----

FRONT OFFICE

2009 ASTROS

2008 REVIEW

OPPONENTS


HISTORY & RECORDS

PLAYER DEVELOPMENT

SPRING TRAINING

MEDIA INFORMATION

MINUTE MAID PARK



The Houston Astros official 2009 Media Guide was printed on February 13, 2009. It was prepared by the Houston Astros Media Relations Department with information available by that date. Statistics were generated by the MLB Information System, MLB.COM, MiLB.COM, the Elias Sports Bureau, STATS, Inc., and Howe Sportsdata International. For more information and updates on materials, please contact the Astros Media Relations department at 713-259-8900.

Design Concept and Layout: Ben Franklin Press, Special Thanks to Mike Chavez.
Photography: Stephen O'Brien, Michael Hart, Skip Stowers, Getty Images, Richard Carson, Todd Spoth.
On the Cover: (from Left to Right) Roy Oswalt, and Lance Berkman
Printing: Ben Franklin Press
Special Thanks: Bob Waterman at the Elias Sports Bureau

Editors: Sally Gunter, Stephen Grande.
Editorial Assistance: Jay Lucas, MJ Trahan, Zachary Finkelstein, Russell Luna, Charlie Norton, Allen Rowin, Mike Burns.

All Rights Reserved.
 Copyright 2009,
 Houston Astros
 Baseball Club.



**HOUSTON ASTROS
 BASEBALL CLUB**
 501 Crawford Street
 P.O. Box 288
 Houston, Texas 77002
 (713) 259-8900
astros.com

COMMUNITY AFFAIRS

The Houston Astros believe being a meaningful part of the community is just as important as throwing strikes and hitting home runs. Throughout the year, Astros players, broadcasters, alumni, and staff partner with non-profit and civic groups around our region to help make the community a better place to live.

OVERVIEW

The Astros Community Affairs Department is the community outreach arm of the Houston Astros organization. The department handles a wide array of community functions including managing the Coca-Cola Astros Buddies Club, coordinating community ticket programs, fulfilling donation requests, arranging player and staff visits, scheduling the team mascot and hosting community groups at Minute Maid Park. Those interested in any Astros community programs can call 713-259-8000 or visit www.astros.com/community.



COCA-COLA ASTROS BUDDIES CLUB

Astros fans 14 and under can join the Coca-Cola Astros Buddies Club and receive cool and unique souvenirs along with four tickets (\$60 value) to pre-selected Astros home games. The membership fee is only \$15. For more information, fans can visit www.astros.com/community.

CHARITY TICKET PROGRAM

Non-profit groups serving individuals that for various reasons do not have the resources on their own to attend a game may apply for complimentary group tickets to pre-selected Astros games. The application period opens in March. For more information and an application, visit www.astros.com/community.

PERFECT ATTENDANCE AND HONOR ROLL PROGRAM

The Houston Astros administer two school ticket programs: the Perfect Attendance Program for elementary children and the Honor Roll Program for middle and high school students. Schools must enroll in the programs for their students to be eligible. Students at participating schools who attain perfect attendance or make the honor roll during any grading cycle of the second semester are eligible to receive tickets to pre-selected Astros games. For more information schools can visit www.astros.com/community.

**"We have two missions:
to be a champion, and to
make a positive difference
in the community."**

—Drayton McLane, Jr.



COMMUNITY EVENTS

During 2008, the Houston Astros Community Affairs Department organized hundreds of community events both at Minute Maid Park and throughout Houston. The following are a few of those events:

- Astros Spring Training Community Events – Kissimmee, FL
- Astros Winter Caravan
- Berkman's Bunch at Minute Maid Park
- Blood Drives – The Methodist Hospital and Gulf Coast Regional Blood Center
- Tejada's Training Camp – clinics at Boys & Girls Clubs
- Coca-Cola Astros Buddies Day
- Coca-Cola Operation School Supplies
- Gift of Produce
- Hospital Visits by Players, Staff and Mascots
- Methodist Hospital Day
- Make-A-Wish Visit
- MLB Pitch, Hit and Run Contest
- MLBPA Buses for Baseball
- PLAY – Promoting a Lifetime of Activity for Youth
- Play Green™ Community Group Awareness Nights
- Prepared 4 Life – Lemonade Day with Jeff Bagwell
- Project Playhouse
- Prostate Cancer Awareness Day
- Spaulding for Children Match Event
- Sunshine Kids Holiday Party
- Sunshine Kids Visits to Minute Maid Park
- Umps Care – Umpire Meet and Greet
- Walter Reed Hospital Visit in Washington, DC
- Whataburger Fielder's Choice School Visits



SUMMER READING PROGRAM

During the summer months, the Astros team up with libraries in Houston and surrounding areas to reward children through the Summer Reading Program. Astros game tickets are awarded to children who read 20 books during the months of June, July and August.

DONATION GUIDELINES

The Astros commitment to the community includes assisting non-profits with their fundraising efforts through in-kind donations. All requests must be made on the non-profit organization's official letterhead and include basic information about the charity/event, a contact name, address, phone number and e-mail address, the date of the event and a copy of the organization's 501 (c)(3) letter. Request letters must be received at least six weeks in advance of the event and should be sent to: Houston Astros, Attention: Donations, P.O. Box 288, Houston, Texas 77001-0288, or faxed to: (713) 259-8981. Additional information is available at www.astros.com/community.

PLAYER AND STAFF APPEARANCES

All groups interested in requesting a player or front office staff appearance must complete and submit an appearance application at least four weeks in advance of the event. The application should be for a specific event with a specific date. The Astros recommend that events not center on an appearance and that groups approach an appearance as a bonus to the event because often requests are unable to be arranged due to the volume of requests and scheduling conflicts. Online applications are available at www.astros.com/community.

JUNCTION JACK

Community Affairs schedules all appearances by the Astros mascot, Junction Jack. He is available to make appearances at community, school, church or corporate functions. For rate information and to complete an online application visit www.astros.com/community.

SPRING TRAINING EVENTS

The Astros hosted two very special events during spring training in 2008. On March 5, Astros players and broadcasters celebrated the 11th anniversary of "Read Across America" during spring training. A program of the National Education Association, Read Across America is a reading motivation program for kids. The nationwide reading celebration takes place each year on or near March 2, the birthday of Dr. Seuss. Nearly 150 children of Narcoossee Community School were read to by the players and broadcasters at Osceola County Stadium in Kissimmee, Fla. Children from The Sunshine Kids were treated to a special trip to spring training and they had a chance to spend time with Astros players before attending the March 6 game against the Cleveland Indians.



ASTROS WINTER CARAVAN



The Astros 2009 Winter Caravan featured visits to schools, community centers, hospitals, and local businesses across Texas, Louisiana and Mexico. Two unique stops on the 2009 caravan included helping build a Habitat for Humanity home in Dickinson, Texas that continued the Astros' assistance for those in need following Hurricane Ike, and planting trees at the State Capitol in Austin as part of the team's ongoing Play Green™ initiative. The players spent their time promoting education at 13 different stops at various elementary schools, junior high and high schools and colleges. Participation in youth sports was the focus when the caravan conducted two youth baseball clinics in the Houston area and one in Mexico City, Mexico. Free autograph sessions were held for Astros fans at Landry's restaurants and 13 different Academy Sports + Outdoors locations. All total, 35 Astros players, coaches, and front office personnel made 56 stops in 21 cities over 13 days.

The 2009 Caravan visited the following cities:

- | | |
|--------------------|-----------------------|
| • Austin | • Mexico City, Mexico |
| • Baton Rouge, LA | • New Orleans, LA |
| • Beaumont | • Pearlland |
| • College Station | • Round Rock |
| • Corpus Christi | • San Antonio |
| • Cypress | • Sugar Land |
| • Galveston | • Temple |
| • Katy | • The Woodlands |
| • Lake Charles, LA | • Victoria |
| • Laredo | • Waco |
| • McAllen | |



The 2009 Caravan featured the following players and staff:

- | | |
|------------------|-------------------|
| • Alex Trevino | • Hunter Pence |
| • Bill Brown | • Jason Michaels |
| • Brandon Backe | • Jeff Bagwell |
| • Bobby Heck | • Jim Deshaies |
| • Brett Dolan | • Jimmy Wynn |
| • Brian Moehler | • Jose Valverde |
| • Cecil Cooper | • Lance Berkman |
| • Chris Sampson | • Larry Dierker |
| • Clay Hensley | • LaTroy Hawkins |
| • Craig Reynolds | • Mark Saccomanno |
| • Darin Erstad | • Michael Bourn |
| • Dave Gottfried | • Miguel Tejada |
| • Dave Raymond | • Mike Hampton |
| • Doug Brocail | • Ricky Bennett |
| • Ed Wade | • Roy Oswalt |
| • Enos Cabell | • Shane Reynolds |
| • Geoff Blum | • Wesley Wright |
| • Geoff Geary | |





ASTROS IN ACTION FOUNDATION

OUR MISSION

Through the strength of the National Pastime, we will enhance the quality of life in our community through educational, health and spiritual endeavors.

We support the efforts of non-profit organizations or programs related to: literacy, education/scholarships, health issues, faith-based organizations, and reviving baseball in the inner city.



HISTORY

The Astros In Action Foundation was formally introduced to the public on September 16, 2000, at the Jim Rome World Tour Stop #22 held at Minute Maid Park. During the event, fans were encouraged to participate in a silent auction that included local and national sports celebrity memorabilia. Fans also made donations to the Astros In Action Foundation as they entered the ballpark. In a matter of two hours, nearly \$10,000 was raised to help "field the dreams of Houston."

EVENTS

The Astros In Action Foundation sponsors a number of community events during the course of the year. In 2008 alone, the foundation held the following events:

- Annual Astros Race for the Pennant
- Arnie in the Atrium for the Sunshine Kids
- Astros FanFest
- Astros Alumni Golf Classic
- Astros Tommy Bahama Celebrity Golf Classic
- Hometown Heroes
- Houston RBI Year-End Recognition Event
- Leadoff Luncheon
- Negro League Draft - Celebration of Bill Blair
- Reliant Energy Power Blast
- Urban League Clinic
- Wives Charity Softball Game
- Wives Pet Calendar

CONTRIBUTIONS

Those interested in making a tax-deductible contribution to the Astros In Action Foundation can send a check or money order to:

The Astros In Action Foundation
P.O. Box 288
Houston, TX 77001-0288



GRAND SLAM FOR YOUTH BASEBALL

OUR MISSION

Grand Slam for Youth Baseball makes it easier for boys and girls to play learn about and experience baseball, thus seeking to foster self-confidence, involvement, teamwork, and fun among area children.



HISTORY

On June 5, 2002, the Houston Astros and Minute Maid announced that they had "expanded their relationship to create a long-term marketing and community partnership." The agreement called for the ballpark to be rechristened Minute Maid Park; the continuation of the Minute Maid Squeeze Play; extended pouring rights, advertising and marketing; and a commitment "to support youth baseball programs in the Houston area."

This commitment to youth by both companies created Grand Slam for Youth Baseball. The program was officially announced on August 20, 2002 on the occasion of the unveiling of the large Minute Maid Park sign in center field.



OVERVIEW

The Houston Astros and the makers of Minute Maid partner together in a four-part program designed to bring the benefits of the National Pastime to the young people of Greater Houston. Named Grand Slam for Youth Baseball, the program was created to make it easier for boys and girls to play, learn about and experience baseball, thus seeking to foster self-confidence, involvement, teamwork, and fun among youth in Houston and the surrounding areas.

In addition to behind-the-scenes support and coordination, Minute Maid commits more than \$100,000 annually to Grand Slam for Youth Baseball. The Houston Astros and Astros in Action Foundation complement the youth baseball program by committing fundraising assistance, game tickets, player appearances and use of Minute Maid Park.



FOUR-PART PROGRAM

Grand Slam for Youth Baseball comprises the following four components:

Sponsorship of the City of Houston Parks & Recreation Department's Youth Baseball Program

The 2009 season marks the seventh year Grand Slam for Youth Baseball has sponsored the City of Houston Parks and Recreation Department's free youth baseball, softball, and t-ball program for kids ages 4-18. GSFYB provides all t-shirts, caps, equipment, and instruction for the program. More than 2,200 Houston-area boys and girls benefit from the sponsorship each year.

Refurbishment of one youth ball field a year

The Astros and Minute Maid, through GSFYB have pledged to refurbish one youth ball field a year by providing landscaping, renovating facilities or helping with other needs. Employees of both organizations assist in the refurbishment efforts.

The first youth ball field to be refurbished through GSFYB was Settegast Park Ball Field in 2003 located in Houston's East End, only blocks from Minute Maid Park. Other refurbishment projects include:

- 2004 - Northeast Family YMCA
- 2005 - La Marque Little League's Bobby Beach Memorial Stadium
- 2006 - St. Monica Catholic Church Youth Baseball Fields #1 and #2
- 2007 - John Havard Field
- 2008 - L.S. Stiles Field
- 2009 - First Colony Little League Baseball Complex, Dream League (DL) Field 1

Create a baseball-related educational program

The Grand Slam for Youth Baseball Scholarship program was launched in 2005 to assist Houston-area high school senior boys and girls with college expenses. Through the program, Minute Maid and the Astros fund and support individual \$2,500 college scholarships each year.

In 2008, 20 youth received scholarships and since inception \$111,500 has been granted to young students.

Offer unique fund-raising opportunities for youth baseball/softball teams and leagues

Through GSFYB, the Astros and Minute Maid offer unique fundraising opportunities to help qualified 501(c)3 youth baseball and softball teams and leagues raise money for baseball/softball-related expenses. An example is the Grand Slam for Youth Baseball-branded concession stand at Minute Maid Park established in conjunction with ARAMARK. The stand is staffed by youth baseball and softball volunteers (ages 16 and over) during Astros games, with portions of the proceeds going to the teams and leagues. This portion of the GSFYB program has generated over \$100,000 in proceeds for Houston area leagues and teams.

Information and applications for various Grand Slam for Youth Baseball programs can be found at www.astros.com/community or at www.gsfb.com

FRONT OFFICE



2000 2009

CELEBRATING

10

SEASONS

Minute Maid

Park



FRONT OFFICE

EXECUTIVE OFFICE

Chairman & CEO.....	Drayton McLane
Directors:	Drayton McLane, G.W. Sanford, Bob McClaren, Webster F. Stickney, Jr.
President, Baseball Operations.....	Ta Smith
President, Business Operations.....	Pam Gardner
Senior Vice President, Premium Sponsorships.....	Jamie H. Dreth
Senior Vice President, Communications.....	Jay Lucas
Senior Vice President, Finance and Administration.....	Jackie Traywick
Vice President, Building Operations.....	Bobby Forrest
Vice President, Foundation Development.....	Marian Harper
Vice President, Guest Services.....	Marty Price
Vice President, Human Resources.....	Larry Stokes
Vice President, Market Development.....	Rosi Hernandez
Vice President, Marketing.....	Jennifer Randall
Vice President, Special Events.....	Kala Sorenson
Vice President, Sponsorships and Business Development.....	John Sorrentino
Executive Assistant.....	Eileen Colgin

BASEBALL OPERATIONS

General Manager.....	Ed Wade
Assistant General Manager/Director of Player Development.....	Ricky Bennett
Assistant General Manager/Baseball Operations.....	David Gottfried
Assistant General Manager/Scouting.....	Bobby Heck
Special Assistant to the General Manager.....	Jeff Bagwell
Special Assistant to the General Manager.....	Craig Bigg o
Special Assistant to the General Manager.....	Enos Cabell
Special Assistant to the General Manager.....	Matt Galante
Special Asst. to GM for Dominican Scouting and Development.....	Jul o Linares
Director of Research and Analysis.....	Charlie Norton
Director of Team Travel.....	Barry Waters
Director of Pacific Rim Scouting.....	Glen Barker
Director of Latin American Scouting.....	Felix Francisco
Director of Professional Scouting.....	Fred Nelson
Assistant Director of Baseball Operations.....	Jay Edmiston
Executive Assistant, Baseball Operations.....	Traci Dearing
Player Development Coordinator.....	Allen Rowin
Amateur Scouting Coordinator.....	Michae Burns
Video Coordinator.....	Jim Summers
Massage Therapist.....	Rohan Baichu

CLUBHOUSE

Equipment Manager.....	Dennis Liborio
Assistant Equipment Manager.....	Carl Schneider
Visiting Clubhouse Manager.....	Steve Perry
Umpires Attendant/Clubhouse Assistant.....	Chuck New
Clubhouse Attendant.....	David Burd

MEDICAL STAFF

Head Athletic Trainer.....	Nate Lucero
Assistant Athletic Trainer.....	Rex Jones
Strength and Conditioning Coach.....	Dr. Gene Coleman
Strength and Conditioning Coach.....	Mike Smith
Medical Director.....	Dr. David Lintner
Team Physician.....	Dr. Jim Muntz
Team Physician.....	Dr. Tom Mehlhoff
Team Physician.....	Dr. Dana Harper, D.C.

MEDIA RELATIONS/COMMUNICATIONS

Director of Media Relations.....	Gene D as
Assistant Director of Media Relations.....	Sally Gunter
Media Relations Coordinator.....	Stephen Grande
Media Relations Coordinator.....	MJ Trahan

COMMUNITY AFFAIRS

Director of Community Affairs.....	Shawn Bertani
Community Affairs Coordinator.....	Da ranetta Spain
Chaplain.....	Gene Pemberton

FOUNDATION DEVELOPMENT

Assistant Director of Foundation Development.....	Marisa Lopez
---	--------------

BALLPARK ENTERTAINMENT

Sr. Director of Creative Services.....	Kirby Kander
Director of Ballpark Entertainment.....	Brock Jessel
Production Coordinator.....	Joe Graham

BROADCASTING AND TELECOMMUNICATIONS

Director, Broadcast Operations and Affiliate Relations.....	Mike Cannon
Director of Telecommunications/Executive Assistant.....	Tracy Faucette
Broadcast Engineer.....	Lowell Matheny

FRONT OFFICE



FRONT OFFICE

MARKET DEVELOPMENT

Market Development Coordinator Chris Hunsaker

MARKETING AND PROMOTIONS

Director of Marketing Clint Pasche
Marketing Manager Mallory Conger
Graphics Designer Chris Garcia

ADVERTISING SALES

Assistant Director, Sponsorship Sales Shane Hildreth
Assistant Director, Sponsorship Sales Brooke Norrell
Sponsorships Coordinator Melissa Garibay

CONFERENCE CENTER AND EVENTS

Assistant Sales Director, Special Events and Conference Center Leigh Ann Dawson
Manager, Special Events Katy Preisler
Manager, Special Events Jonathan Sterchy
Minute Maid Park Tour Manager Steven Keily

GUEST SERVICES

Director of Guest Services Michael Kenny
Guest Services Manager Cedrick Edwards
Guest Services Coordinator Morgan Gower
Authentication Manager Mike Acosta

INFORMATION TECHNOLOGY AND PROCUREMENT

Director of Information Technology Steve Reese
Director, Procurement Seth Courtney
Network Administrator Michael Hovan
IT Coordinator Ken Bellinger
Warehouse Manager Ada East
Office Services Staff Shelton Starling

HUMAN RESOURCES

Director of Payroll and Employee Benefits Ruth Kelly
Payroll Manager Jessica Horton
Benefits Coordinator Cyndi Campbell
Human Resources Coordinator Chanda Lawdermilk
Receptionist Helen Washington
Union Station Receptionist Heather Kuhner

ENGINEERING

Director of Engineering & Maintenance David McKenzie
Director of Security Angel Zayas
Audio-Visual Coordinator James Sorenson
Assistant Director of Building Operations Austin Malone
Engineering Supervisor Mike Seighman
Technicians Larry Bostick, Johnny Burton, Kevin Chap, Joe Cisneros, Alfredo Gonzalez, Juan Gonzalez,
Brian Hayward, Al Heckard, Sean Martinez, Reggie McInvale, Jamie Flores

GROUNDS CREW

Director of Major League Field Operations Dan Bergstrom
First Assistant Groundskeeper Kyle Lewis
Second Assistant Groundskeeper Joe Johansson
Groundskeeper Willie Berry
Groundskeeper Eric Jaramillo

FINANCE AND ADMINISTRATION

Senior Director of Risk Management Monica Rusch
Controller Jonathan Germer
Director of Treasury Damian Babbin
Senior Accountant Monique Sam

TICKET SALES AND SERVICES

Sr. Director of Ticket Sales Bill Goren
Sr. Director of Ticket Services Brooke Ellenberger
Director of Box Office Operations Bill Cannon
Director of Ticket Operations Marcia Coronado
Ticket Services Manager Adam Elseman
Ticket Sales Support Manager Jolene Sherman
Administrative Assistant, Ticket Sales Joannie Cobb
Premium Sales Manager Clay Kowalski
Senior Account Executive Brent Broussard
Ticket Sales Representatives Robert Acord, Cody Arnold, Nicky Patriarca, Jordan Green, Jeff Troncoso
Ticket Production Coordinator Sandy Luna
Ticket Office Clerk Yvonne Sims



DRAYTON McLANE

CHAIRMAN AND CHIEF EXECUTIVE OFFICER

As Drayton McLane enters his 17th season as Chairman and Chief Executive Officer of the Houston Astros Baseball Club in 2009, his philosophy remains consistent—bring a World Series championship to Houston, and make a positive difference in the community. Since he purchased the team in 1993, the Astros rank second in the National League and fifth in the Majors in winning percentage (.534) over 16 seasons from 1993-2008. The team has won 1,350 games while losing only 1,176 during Drayton's 16-year tenure of ownership.


The Houston Astros have enjoyed remarkable success on the field in recent years, reaching the postseason in six of the last 12 seasons with a Wild Card berth in 2004 and 2005, and National League Central Division titles in 1997, 1998, 1999, and 2001. Over the last 12 seasons, only the Yankees (11), Braves (9), and Red Sox (7) have made the playoffs more than Drayton's Astros (the Cardinals have also made the postseason six times in that span). In three of the last six seasons in which the team missed the postseason (2003, 2006, and 2008), the team was not eliminated from playoff contention until the final week of the season. Another highlight in Drayton's tenure occurred in 2001, when the Astros were named Organization of the Year by four outlets: TOPPS, SportsTicker, Baseball America and Baseball Weekly.

The success of the Astros has not been limited to the playing field. When he purchased the team, one of Drayton's main goals was to help make a positive difference in the community. This dream is being realized through both the players and the front office staff.

The Astros in Action Foundation was founded in 2000 and has served in thousands of projects, which work to strengthen the community, dispersing more than \$4.2 million throughout the Houston community since 2000. The Astros organization attends charity events, visits children's hospitals and hosts underprivileged children at the ballpark. Drayton also serves on a number of boards and committees. He is actively involved with the Cooper Institute for Aerobics Research, Greater Houston Partnership, and the United Way. He serves as Chairman of the Board of Scott & White Hospital, immediate past chairman of Baylor University, on the board of directors of The Bush School of Government and Public Service at Texas A&M University, and provides leadership as an officer of the executive committee of the National Boy Scouts of America.

The Houston Astros' commitment to making a positive difference in the community was exemplified during the aftermath of Hurricane Ike, when Drayton, the Astros in Action Foundation, and the Astros players and staff made a combined \$1 million donation to the Gulf Coast Ike Relief Fund. The team also enacted numerous initiatives during the final week of games at Minute Maid Park in September focused on relief for hurricane victims, including a blood drive, food and supply drives, and collection of donations for the Gulf Coast Ike Relief Fund.

The 2009 season marks the 10th anniversary of Minute Maid Park, and when the venue welcomed its first fans in 2000, few realized what a surge of energy it would bring to the downtown area. Drayton's passion for baseball and the Houston Astros franchise is shared by the citizens of Houston, as more than three million fans have visited the ballpark four times



in the nine-year history of Minute Maid Park. 2007 marked the second consecutive season in which the club hit the three million attendance mark – and the third in the last five years. In 2004, Houston fans set an attendance record and provided a level of excitement and enthusiasm that propelled the team to an 18-game home winning streak. Adjacent to historic Union Station, the street-level ballpark was designed to blend harmoniously into the diversity of its surroundings. Since construction began in 1998, the development around the ballpark has increased tremendously and has had a positive economic impact on the surrounding area. The 40,976-seat, state-of-the-art ballpark ushered in a new era of baseball in Houston, and the first nine seasons in the new downtown stadium have included some of the most successful in the history of the



BEST RECORD IN MAJOR LEAGUE BASEBALL 1893-2008

New York Yankees	1499	1022	595
Atlanta	1474	1050	584
Boston	1394	1132	552
Cleveland	1364	1159	541
HOUSTON	1350	1176	534

franchise by any barometer. In 2008, Minute Maid Park eclipsed the 25-million fan mark, exemplifying the popularity of both the Astros and the ballpark with Houston fans.

In the last five years, the Astros have hosted two Division Series, two League Championship Series, and two World Series games, as well as the 2004 Major League Baseball All-Star Game. The 75th edition of the Midsummer Classic was a treat for Astros fans and the city, as the world's top baseball talent converged on the city of Houston on July 13, 2004.

During the offseason following the 2006 season, Drayton and the Astros signed outfielder Carlos Lee to the largest contract in franchise history, a six-year, \$100-million free agent deal. Additionally, over the last four seasons, the club signed Roy Oswalt to a five-year, \$73-million contract in August of 2006 and Lance Berkman to a six-year, \$85-million deal in Spring Training of 2005, meaning these three stars will be in an Astros uniform until at least through the 2010 season.

Drayton's commitment to winning was never more evident than during the 2006 season, when the Astros had the fourth-highest payroll in the Majors and the highest in National League, in addition to the highest payroll in franchise history. The 2006 club was not eliminated from its quest for a third consecutive postseason appearance until the final day of the season. The 2005 season was the most successful season on the field for the Houston franchise in its history. The Astros reached heights not previously attained in franchise history, when the team won its first National League Championship and advanced to the World Series. On October 25, 2005, Minute Maid Park played host to the first World Series game played in the state of Texas.

Despite a 15-30 record through May 24 of the 2005 season, Drayton remained committed to the team's core group of players and believed that they could turn the season around. What followed was remarkable and historic, as the 2005 Astros rallied to become the first team since the 1914 Boston Braves to make the playoffs after being as many as 15 games below .500 at one point during the season. The team won its first National League crown on October 19, 2005, defeating the St. Louis Cardinals in the last game ever played at Busch Stadium.

During his 16 years in Major League Baseball, Drayton has served on several MLB committees, including the Executive Committee, Finance Committee, Legislative Affairs, Ownership and Realignment committees, and the MLB Advanced Media committee.

After receiving his undergraduate degree from Baylor University and graduate degree from Michigan State University, Drayton returned to his hometown of Cameron, Texas, and began working in the family business, the McLane Company. What began as a small grocery distribution center grew, under Drayton's leadership, into an international firm with 18 divisions throughout the United States. Drayton worked his way through the ranks, beginning in the warehouse. Before merging the business with Wal-Mart Stores, Inc. in 1991, Drayton had served as the company's President, Chief Executive Officer, and Chairman of the Board. He now devotes his time to McLane Group, the family holding company for M-C McLane International, McLane Advanced Technologies, McLane Portugal, Classic Foods, Leading Edge Brands, Hometown Favorites, LoneStar Plastics and the Houston Astros.

Over the years, Drayton has received many significant awards, most recently the 2008 Russell H. Perry Free Enterprise Award from the Dallas Baptist University, the Silver Buffalo from the Boy Scouts of America in 2004, the Distinguished Leadership Award from Leadership Houston in 2002, and, in 2000, the Father of the Year Award from the Houston Community Partners. In addition, he was presented with the Herbert Hoover Award from Food Distributors International in 1998, and was honored with the Golden Plate Award in 1997 from the American Academy of Achievement. He also received an honorary doctorate from Michigan State University and was inducted into the Texas Business Hall of Fame and the Texas Baseball Hall of Fame.

On January 19, 2005, Scott and White Memorial Hospital honored Drayton and his wife by creating the Elizabeth and Drayton McLane Jr. Chair in Health and Wellness, an endowed chair that is a joint appointment between the hospital and the Texas A&M University Health Science Center College of Medicine. The chair focuses on several items, including preventive care, quality of life, and general well-being.

Additionally, Drayton received the Woodrow Wilson Award for Public Service from the Woodrow Wilson International Center for Scholars in January 2008. The award is given to those executives who, by their examples and their business practices, have shown a deep concern for the common good beyond the bottom line.

Drayton and his wife, Elizabeth, reside in Temple, Texas, and have two sons: Drayton III and Denton. They happily welcomed two new additions to their family in 2004 as Drayton III and his wife, Amy, welcomed Robert Drayton McLane IV and Denton and his wife, Amy, welcomed Jefferson Blaylock McLane. In May 2007, Drayton III and Amy welcomed their second child, Benjamin Brooks. In December 2007, Amy and Denton had their second child, Jake.

Drayton and Elizabeth are active members of First Baptist Church of Temple, where Drayton teaches Sunday School and currently serves as an active Deacon and Chairman of the Deacon Board.



TAL SMITH

PRESIDENT, BASEBALL OPERATIONS

The 2009 season marks Tal Smith's 52nd as a Major League Baseball executive, his 15th consecutive with the Astros, and his 33rd year overall with the Houston franchise.

Tal started his baseball career in the farm department of the Cincinnati Reds in 1958, and his long tenure with the Astros has included the birth of two baseball stadiums, The Astrodome and Minute Maid Park. With his long tenure of service to the Houston baseball franchise, Tal is the main link between the Astros past and present as the club continues a new era in Houston.

Tal was a vital aide to owner Drayton McLane and to the interests of the club throughout the many stages of development of the Astros fabulous baseball facility, Minute Maid Park. The ballpark's field dimensions and unique angles were designed with Tal's input and assistance. Center field boasts a 10 degree hump - "Tal's Hill" - a tribute to his creativity and contribution to the Minute Maid Park project. Tal filled a similar role in ballpark development in 1963 when he became assistant to the president of the Houston Sports Association, acting primarily as a liaison for HSA and its' president, Judge Roy Hofheinz, during the construction of the Astrodome, a project which changed the face of stadiums and the city of Houston forever.

When natural grass failed to thrive under the Astrodome roof, Tal was responsible for finding an alternative playing surface. This led to the installation of AstroTurf, the synthetic turf that became widely used in stadiums throughout the country.


Tal returned to the Houston organization on Nov. 22, 1994, when he was named president of the club, and he celebrated his 50th season in Major League Baseball in 2007. Since 1981, he has been owner and operator of Houston-based Tal Smith Enterprises, a firm which has provided consulting services to 26 of the 30 Major League clubs. The most recognized functions have been in the preparation and presentation of salary arbitration cases (where Tal's firm has handled more than 900 filings and tried more than 150 cases), operational reviews, the financial appraisal of franchises and testimony as an expert witness in sports-related litigation. Tal also served as the sole arbitrator in two disputes involving Major League Baseball where the Commissioner was recused.

Before forming his own company, he worked for 23 years in management and administrative positions with Major League clubs, including president and general manager of the Astros and executive vice president of the New York Yankees. Widely respected by his peers throughout the country, Tal was chosen as one of 25 panelists by Baseball America in 1999 to provide an overview of baseball in the 20th century, highlighting the greatest feats, personalities and records in the game during the past 100 years.

Baseball America also recognized Tal for his career of achievements and innovations in December of 2005, when the publication honored him with the Lifetime Achievement Award at the Winter Meetings in Dallas.

Tal was the primary architect of Houston's first playoff club, the 1980 NL West Division champs. That season was followed by a dramatic five-game NLCS against the Phillies in which the last four games went into extra innings, leaving Houston six outs short of its first trip to the World Series. For his efforts, he was recognized by The Sporting News as the Major League Executive of the Year. He also has served in his current capacity for all six of the club's playoff teams over the last 11 seasons, including the first World Series team in franchise history. The 2005 Astros won the first National League title in team history and on October 25, 2005, Minute Maid Park hosted the first World Series game played in the State of Texas.

Tal came to Houston from Cincinnati in November of 1960 when he was named assistant to the new National League franchise's general manager, Gabe Paul. He was named farm director of the Colt .45s in April 1961 and held that post for two years. In April 1963, he became assistant to the president of the





Houston Sports Association, acting primarily as liaison for HSA during the construction of the Astrodome. In the late 1960s, he also developed the formats and pioneered the implementation of the computerization of scouting reports and other player data. During the first of Tal's three terms with the Houston franchise, the club signed and developed more players that reached the Major Leagues than any other team.

Following completion of the Astrodome, Tal was named vice president and director of player personnel in December 1965. In 1972, he was named vice president and director of operations for Astrodome-Astros Stadium Corporation. In November 1973, he left Houston to become executive vice president of the New York Yankees, serving in that capacity until his return to Houston as general manager of the Astros in August 1975. He was named president of the club on Sept. 23, 1976.

In 1978, Tal led an expedition of Astros players and staff to Cuba, where they conducted baseball clinics and observed Cuban players.

Tal was born in 1933 in Framingham, Mass. He attended Culver Military Academy (IN) and Duke University where he earned a bachelor of arts degree in business administration in 1955. Before entering Duke, (at 16 years of age) Tal spent the summer as a staff announcer for the ABC radio affiliate in Durham, N.C. While at Duke, he broadcast Blue Devil basketball for stations in the region. During the summer recess in 1953, he worked as an assistant for the editorial staff at *The Sporting News* (at that time, the national baseball weekly) in St. Louis. Following graduation, he served as an officer in the United States Air Force for two years while continuing his radio work with various sports programs on a part time basis. Upon completion of his military service, he worked as a news reporter for the *Cape Cod (MA) Standard-Times* before joining the Cincinnati Reds in December 1957 as an administrative assistant for scouting and minor league operations.

Tal was inducted into the Culver Academies Athletic Hall of Fame on September 28, 1996, and the Texas Baseball Hall of Fame on Nov. 4, 1998. He was presented with the Fred Hartman Long and Meritorious Service Award by the Houston Chapter of the Baseball Writers Association of America in 1993. He currently serves as Chairman of the Athletic Advisory Committee for the Culver Academies and is a member of the Advisory Board for Baseball America. He is

a long-time member, and former officer, of SABR (Society for American Baseball Research) and currently serves as First Vice President of the Association of Professional Ball Players of America, an organization which was founded in 1924 to provide financial assistance for those professional baseball players, coaches, umpires, scouts, and other baseball personnel who are in need.

Tal and his wife, Jonnie, make their home in Houston. They have two children, Valerie and Randy, and two grandsons, Quinn and Shane. Tal's son Randy is a former general manager of the San Diego Padres (1993-95) and Detroit Tigers (1996-2001). Randy became the then-youngest general manager in Major League Baseball history when he was appointed to that position by the Padres in 1993 at age 29. Randy presently serves as the director of professional and international scouting for the Padres



Tal Smith with former Astro manager Bill Verdon.



Tal Smith with former Astro and Hall of Famer Joe Morgan.



PAM GARDNER

PRESIDENT, BUSINESS OPERATIONS

Houston Astros President of Business Operations Pam Gardner currently serves as the longest-tenured female chief executive in Major League Baseball. The 2009 season marks her ninth as President of Business Operations, in addition to her 21st overall with the organization. She was named to her current post in August of 2001. She oversees business and financial aspects for the Club, including all revenue areas, customer service, building and financial operations, sponsorship and ticket sales, as well as community marketing, public relations and special events.

Under Pam's leadership as team president, the club has consistently ranked among the top-drawing clubs in Major League Baseball. The Astros drew a franchise-record season crowd during their National League Wild Card season in 2004, as 3,087,872 fans attended games at Minute Maid Park. In 2007 the club drew 3,000,000 fans for the second consecutive year as well as the fourth time in the nine seasons of baseball in Houston's downtown ballpark. In 2008, the Astros welcomed the 25 millionth fan at Minute Maid Park. The Astros business group organized the ballpark activities as the club hosted playoff games in three of the last eight seasons since 2001 including the first World Series game ever played in the State of Texas in 2005. Minute Maid Park also played host to the All-Star Game in 2004.

In ceremonies held in Houston in November of 2006, Pam became the first female executive inducted into the Texas Baseball Hall of Fame. In April 2005 Gardner was recognized by Street and Smith's Sports Business Journal as one of the 20 Most Influential Women in Sports. She was also included in a special exhibit at the National Baseball Hall of Fame and Museum in Cooperstown, saluting women in baseball. She received the prestigious Marguerite Ross Barnett leadership award from the Houston Area Urban League in 2008 and was also named one of the "Women on the Move" by Texas Executive Women and the Houston Chronicle.

She joined the team in 1989 as director of communications, developing advertising and marketing campaigns for the Club. In 1994, she was named director of marketing, where her role expanded to include more strategic planning.

Pam became Vice President of Marketing in 1996, overseeing advertising, marketing and ticket sales areas for the Astros, with emphasis on growing general revenue areas. As the dream of a new ballpark began to become a reality for the team, her focus was shifted to include a leadership role in the design and development of Minute Maid Park. While working on the construction and marketing of the new facility, she continued overseeing marketing for the team.

Pam was named senior vice president of sales and marketing in 1999 and added sponsorship sales and marketing operations to her responsibilities. She spearheaded the advertising and marketing efforts for both the team and the new ballpark in its inaugural season, as the Astros began a new era of excitement for baseball fans in Houston and Texas. During that time she led the development of the new logo and uniform design and implementation for 2000 and beyond. The club also set franchise attendance records in three consecutive seasons (1998-2000) in the Astrodome, in addition to the current franchise standard set in 2004 at Minute Maid Park.


Pam has also worked to make Minute Maid Park a destination for a multitude of events other than baseball games. The stadium has played host to numerous charity events, including major fund raising galas for the M.D. Anderson Cancer Center, the United Way and the annual Astros Wives Gala. Additionally, the annual Houston College Classic, a six team tournament held in late February, has developed into one of the premier early season college baseball tournaments in the country.

The Astros in Action Foundation, which works to enhance the quality of life in the Houston community, has also increased its efforts under Pam's leadership in terms of both the volume of appearances the club makes in the community along with the amount

of money donated to charitable projects through the Foundation. The Club's annual Race for the Pennant, Lead Off Luncheon and Alumni Golf Tournament are recent fundraising additions for the Foundation. In January of 2009, the Astros announced the opening of an Urban Youth Academy in Northwest Houston, in conjunction with State Representative Sylvester Turner, the City of Houston, and Major League Baseball. The Academy will provide instruction and fields for underserved youth to hone baseball skills. Pam currently serves on the board of the Astros in Action Foundation, and is also a member of the board of the Houston Area Women's Center, which provides shelter and support services to survivors of domestic violence. Pam is a member of the board and Executive Committee of Central Houston, Inc., a private, non-profit organization supported by business institutions with the purpose of redeveloping and revitalizing downtown. She also serves on the Board of Directors for the Newfield Exploration Company. She is a member of Texas Executive Women and Opportunity Houston/Greater Houston Partnership Executive Women's Partnership.

A native of Green Bay, Wisconsin and a graduate of the University of Wisconsin-Stout, Pam joined the Astros after working for ten years with an advertising and public relations agency in Chicago, serving her last five years as the vice president of the entertainment division.

Gardner has two children, Meaghan and Coleman Anderson.





COUNTY ASTROS



ED WADE GENERAL MANAGER

On September 20, 2007, Ed Wade was named the 11th general manager in Houston Astros franchise history and enters his second full season as general manager in 2009. A veteran of 32 Major League seasons, Ed returned to the General Manager's seat after spending two years as a professional scout for the San Diego Padres. He previously served for eight seasons as the General Manager of the Philadelphia Phillies (1998-2005), having been named to that post on December 9, 1997.

During his first offseason with the Astros, Ed made significant changes to the club's roster and the results greatly improved on the field, as the 2008 Astros won 86 games, a 13 game improvement from 2007 and the second largest turnaround in franchise history. The Astros were also 42-24 in the Second Half, the best record of any National League team after the All Star Break and the second best in the Majors, trailing only the Los Angeles Angels of Anaheim.

In December 2007, Ed acquired Jose Valverde from Arizona and Miguel Tejada from Baltimore. Valverde led the National League and tied a franchise record with 44 saves, while Tejada made his fifth All Star appearance, hitting .283 and starting at shortstop on a team that made the fewest errors in the National League during a non-strike season. Also during the 2007 offseason, Ed acquired outfielder Michael Bourn and right hander Geoff Geary from Philadelphia while also signing free agent second baseman and 2007 postseason standout Kazuo Matsui to a three-year deal.

Strengthening the Astros bench was also a priority during Ed's first offseason with the Astros, and he did so by signing free agents Geoff Blum and Darin Erstad while retaining infielder Mark Loretta. Blum posted career high totals with 14 home runs and 53 RBI, while Erstad played a prominent role in the team's success as well, hitting .276 in 140 games. Loretta hit .280 with 12 pinch hit RBIs and joined Erstad in the top 10 in the league in pinch hits with 11. Additionally, Rule 5 draftee Wesley Wright, veteran reliever Doug Brocail, infielder David Newhan, outfielder Reggie Abercrombie, and left-hander Tim Lincecum each played strong roles in the club's turnaround in 2008.

Ed also acquired two players in July who had a major impact on the club's success in the Second Half. Left-handed pitcher Randy Wolf was 6-2 with a 3.57 ERA after being acquired from San Diego on July 22, and the Astros were 10-2 in his 12 starts for the club. Additionally, right-handed reliever LaTroy Hawkins, acquired from the Yankees on July 31, allowed only one earned run in 21 innings spanning 24 appearances in August and September, posting a 2-0 record and a 0.43 ERA.

Ed acquired a strong collection of talented players while with Philadelphia via draft, trades, and free agency. Under his watch, the Phillies drafted future All Stars such as Chase Utley (also NL Silver Slugger in 2006 and 2007), Wolf, and left hander Cole Hamels. Additionally, the last two National League MVP's were drafted and developed while Ed was the Phillies GM, 2006 NL Most Valuable Player and 2005 NL Rookie of the Year Ryan Howard. All-Star and Silver Slugger in 2006 and 2007 MVP and shortstop Jimmy Rollins. The club also drafted outfielder Pat Burrell (1998) and right-handed pitcher Brett Myers (1999) during Ed's tenure. Utley, Howard, Hamels, Rollins, Myers, and Burrell have served as the core of the Phillies' consecutive NL Eastern Division titles over the last two seasons.

The Phillies selected outfielder Burrell in 1998, who has hit 251 home runs for the club to date. Other Major Leaguers drafted or developed while Ed was the Phillies general manager include players such as Bourn, Ryan Madson, Carlos Ruiz, Johnny Estrada, Jason Michaels, Marlon Byrd, and Marlon Anderson. Additionally, the Phillies selected outfielder Shane Victorino in the Rule 5 Draft at the 2004 Winter Meetings, who has hit at least 10 home runs and stolen 30-plus bases for the Phillies in each of the last two seasons.

Ed also signed free agent first baseman Jim Thome preceding the 2003 season, who hit 96 home runs for Philadelphia from 2003-05. That same offseason, he acquired right-handed pitcher Kevin Millwood, who pitched a no-hitter for the Phillies and won 23 games in two seasons for the club, including 14 in 2003. During the offseason that followed the 2003 season, Ed acquired left-handed pitcher Billy Wagner from the Astros. Wagner appeared in the 2005 All Star game for the Phillies and saved 59 games in two seasons for the club (2004-05).

The 53-year-old began his baseball career in 1977 as an intern in the Phillies public relations department. In 1977, he was named public relations assistant for the Astros and was promoted to public relations director in 1979. In 1981, he left Houston to become the public relations director for the Pittsburgh Pirates, and he remained with that club for five seasons.

In 1986, Ed returned to Houston to work as an associate for Tal Smith Enterprises, a firm which has provided consulting services to 26 of the 30 Major League clubs. The most recognized functions have been in the preparation of arbitration cases, the financial appraisal of franchises, operational review, contract negotiations and other baseball related matters. Ed worked for the company until May 5, 1989, when he rejoined the Phillies as assistant to the general manager. In 1995, he was promoted to assistant general manager, and he served in that role until assuming the general manager duties for Philadelphia in 1998.

Ed is a 1977 graduate of Temple University, where he played baseball and received his bachelor's degree in journalism. In 2003, Ed received the Lew Klein Alumni in the Media Award and was inducted into the Temple University and School of Communications Hall of Fame.

Ed was born on January 31, 1956 in Carbondale, PA. He is a member of the Northeastern chapter of the Pennsylvania Hall of Fame and was a member of the steering committee for the USA Baseball team that captured the gold medal at the Summer Olympics in Sydney, Australia, a ballclub that included current Astro Roy Oswalt.

Ed and his wife Roxanne have three children. Ryan is a 2006 graduate of the U.S. Naval Academy and is serving as an Officer in the Navy. Erin graduated from Villanova University and is employed as the Executive Assistant to Villanova Men's Head Basketball Coach Jay Wright. Maureen is a communications major at West Virginia University.

HOUSTON ASTROS GENERAL MANAGERS

Gabe Paul	Oct. 25, 1960 – April 27, 1961	Bill Wood	Dec. 7, 1987 – Oct. 5, 1993
Paul Richards	Sept. 7, 1961 – Dec. 12, 1965	Bob Watson	Oct. 5, 1993 – Oct. 23, 1995
Spec Richardson	July 27, 1967 – July 10, 1975	Gerry Hunsicker	Nov. 10, 1995 – Nov. 1, 2004
Tal Smith	Aug. 7, 1975 – Oct. 26, 1980	Tim Purpura	Nov. 1, 2004 – Aug. 27, 2007
Al Rosen	Oct. 26, 1980 – Sept. 13, 1985	Ed Wade	Appointed Sept. 20, 2007
Dick Wagner	Sept. 13, 1985 – Oct. 23, 1987		



RICKY BENNETT

**ASSISTANT GENERAL MANAGER/
DIRECTOR OF PLAYER DEVELOPMENT**

Ricky Bennett begins his fifth season with the Houston Astros as the assistant general manager and director of player development.

Ricky oversees the operation of the club's player development system and six minor league affiliates, while also fulfilling his duties as assistant general manager. In his first three seasons in Houston from 2005-08, 22 players from the club's minor league teams have made their Major League debuts. Ricky also assists General Manager Ed Wade with all aspects of Major League operations, including player trades and free-agent acquisitions, contract negotiations and coordination of Major League scouting efforts.

Before joining the Astros, Ricky spent eight years with the Detroit Tigers, including serving as the club's director of minor league operations for three seasons. He first joined the Tigers front office in 1997 as the assistant to baseball operations, and was promoted to assistant director of player development and scouting in 2002. He was originally hired by the club in 1996 as an area scout in the Southeast, covering Mississippi, Alabama, Tennessee, and the Florida Panhandle.

Ricky was signed by the Chicago White Sox and played five years of professional baseball, including three seasons in the White Sox farm system (1992-94). He graduated from the University of Oklahoma in 1992 with a degree in public administration and affairs and played for the OU baseball team, helping lead the Sooners to the 1992 College World Series.

A native of Cincinnati, Ohio, Ricky graduated from Cincinnati's Moeller High School where he was a teammate of Ken Griffey, Jr. He was named all-state in both baseball and football in 1988 when he was runner-up for the Athlete of the Year award in the state of Ohio.

He and his wife, Tracey, reside in Houston, with their two children, daughter Jessica (4/15/99), and son Ricky III (4/15/02).



DAVID GOTTFRIED

**ASSISTANT GENERAL MANAGER/
PLAYER RELATIONS**

David Gottfried begins his 11th year in Houston's baseball operations department and his third as assistant general manager, player relations, after being named to the post in December of 2006. David will continue to assist General Manager Ed Wade in all areas within the baseball operations department, including free agent and 40-man roster contract negotiations, Major League rule compliance, and budgeting.

David was most recently the club's senior director of baseball operations, a position he was appointed to in January of 2005. In his role as senior director of baseball operations, he was involved in scouting, player research, contract negotiations, budgeting, visas, and affiliate relations. He joined the Astros in 1998 and spent two seasons as the club's baseball operations assistant. In the fall of 2000, he was named Director of Minor League Administration and was responsible for all administrative tasks related to the operation of the Astros farm system.

David joined the Astros after spending five years with the Oakland Athletics' Class A affiliate in Modesto, Calif., serving as general manager of the club for two seasons, in 1997 and 1998. Before his stint in Modesto, he spent two seasons with the Arizona Fall League, including the league's inaugural season of 1992. He spent the 1992 season with the Grand Canyon Rafter as their director of operations and moved to the AFL league office in 1993 to assist with marketing and operations-related matters.

A native of Longmeadow, Mass., David received a Bachelor of Arts degree from Hofstra University in 1992. He and his wife, Tracy, reside in Manvel, Texas with their sons Benjamin and Connor.



BOBBY HECK

ASSISTANT GENERAL MANAGER/ DIRECTOR OF SCOUTING

On October 30, 2008, Bobby Heck was promoted to assistant general manager, scouting, and had his contract extended through 2010. Heck joined the Astros as the director of amateur scouting on October 24, 2007, from the Milwaukee Brewers organization, where he served for eight seasons as that club's Eastern Scouting Supervisor, including the drafts of 2000-07.

While with the Brewers during the last eight seasons, Heck helped to restock a minor league system that was ranked 30th overall by Baseball America in 2000. In each of the last five seasons from 2003-07, the publication has placed the Milwaukee minor league system in terms of talent in the top five among all organizations. While Heck's primary responsibilities with the Brewers focused on the Eastern portion of the United States, he also scouted in Latin America for both free-agent and professional players as well as the minor leagues, Major Leagues, Instructional League, and the Arizona Fall League. He also had national scouting responsibilities for the amateur ranks in addition to his supervisory role on the East Coast. Heck was also a top assistant for Brewers Special Assistant to the General Manager Jack Zduriencik, who was named the 2007 Baseball America Executive of the Year for the club's efforts in scouting and player development.

While credit for the signing of players goes to area scouts, Heck scouted the following players that the Brewers eventually selected under the umbrella of his cross-checker responsibilities: Ryan Braun, Prince Fielder, Tony Gwynn, Jr., Corey Hart, Dennis Sarfate, and Rickie Weeks. He also scouted each of the club's last four first-round selections: Mark Rogers (2004), Braun (2005), Jeremy Jeffress (2006), and Matt LaPorta (2007).

Bobby has 18 seasons of scouting experience, including five seasons as an area scout for the Texas Rangers (1995-99, including the drafts from 1996-99) and prior work for the Brewers as an associate scout (1991-95).

A native of Jersey City, NJ who grew up in Ft. Lauderdale, FL, Bobby and his wife, Nicole, live in Kingwood, TX, with their daughter, 13-year-old Jordyn.



FRED NELSON

DIRECTOR OF PROFESSIONAL SCOUTING

Fred Nelson enters his 23rd season in the Astros organization and his second as the club's director of professional scouting. He was previously the club's coordinator of professional scouting.

During his tenure with the Astros, Nelson has served in a variety of roles, including as the club's director of minor league operations, special assistant to the general manager, Major League and professional scout, and also as an advance scout (2000-04). Nelson previously served as assistant director of player development with the Chicago White Sox in 1985 before moving to Houston. He also managed three seasons at Niagara Falls in the New York-Penn League from 1982-84.

A native of Phoenix, Ariz., Nelson earned his bachelor's and master's degrees from Arizona State University, where he was an All-American infielder and a member of the 1967 national championship team. He was inducted into the Arizona State University Sports Hall of Fame in 1998.

Following his playing career at Arizona State, Nelson was drafted by the Dodgers and played three years in their organization. He returned to his alma mater in 1972 as an assistant coach, and was named head coach at Missouri-St. Louis in 1973. He also served as the head baseball coach and assistant athletic director at Scottsdale (AZ) Community College from 1974-84.

Nelson makes his offseason home in Sugar Land, Texas, with his wife, Carolyn. They have four children: sons, Troy, Scott, Eric, and daughter Alex.



FELIX FRANCISCO

DIRECTOR OF LATIN AMERICAN SCOUTING

Felix Francisco was named as the Astros Director of Latin American Scouting on November 5, 2007. American scouting efforts, with particular emphasis in the Dominican Republic, Venezuela, Colombia, Panama and Mexico. He will also have involvement with the Astros' academies in the Dominican Republic, Venezuela and Colombia.

Francisco, 36, began his scouting career in 1995 as a part-time scout with the Atlanta Braves. In 1998, he became the Braves' Dominican Republic scouting supervisor and remained in that position until 2001, when he assumed the same position with the San Diego Padres. In 2004, he was named the Padres' Latin American scouting supervisor. He resigned his position with the Padres earlier this month.

While with the Braves, Francisco, who resides in Santo Domingo, DR, was involved in Atlanta's signings of Rafael Furcal, Wilson Betemit, Jose Capellan, Merkin Valdez, Nelson Payano and Andy Marte. In his time with the Padres, he signed a number of the Padres' top prospects, including Yordany Ramirez, Oneli Perez (now with the White Sox), Joel Santos (now with the Cubs), Juan Ciriaco, Julio Sanchez and Jose Ceda (now with the Cubs).



GLEN BARKER

DIRECTOR OF PACIFIC RIM SCOUTING

Former Astros outfielder Glen Barker was named as the Astros Director of Pacific Rim Scouting on Nov. 6, 2007. In his current role, Barker will oversee all of the franchise's scouting efforts in the Pacific Rim region, including Korea, Japan, China, Taiwan, and Australia. The 36-year-old Barker has served as a professional scout for the Astros during the last three years, including responsibility for the Eastern League and International League in 2005 and 2006. He also scouted the Pacific Coast League in 2007.

Barker played three seasons in the Major Leagues for the Astros from 1999-2001. In 235 career big league games, he hit .232 (38-for-164) with three home runs, 18 RBI, and 30 stolen bases. Barker was originally selected by the Detroit Tigers in the 11th round of the June 1993 draft.

His Pacific Rim playing experience includes two seasons in the Australian Winter League from 1997-98. As a minor league player in the Detroit Tigers system, he spent two months in the offseason following the 1998 campaign with the Hanshin Tigers of the Japanese League as part of a working agreement between the Detroit and Hanshin franchises.

Barker is a native of Albany, NY, and is a graduate of the College of St. Rose in New York with a degree in chemistry/mathematics. He and his wife, Fion, make their home in Houston with their son, Kai.



CHARLIE NORTON

DIRECTOR OF RESEARCH AND ANALYSIS

Charlie Norton begins his eighth season in the Astros organization and his second as the club's director of research and analysis. In his current role, Charlie is responsible for player research, statistical analysis, waivers/transactions acquisitions, overseeing the player evaluation system, including scouting reports, assisting the Pro and Major League Scouts and Staff, and helps with contract negotiations and budgeting. He recently spent three seasons as the club's Assistant Director of Baseball Operations (2005-07).

Charlie is heavily involved with the club's operations in Greenville, Tennessee, where he oversees the business operations. He previously spent two years as the General Manager of the Martinsville Astros (2001-2003), the Astros Rookie League affiliate prior to Greenville.

He came to the Houston organization after spending 1999-2001 working for the San Diego Padres Class AA affiliate in Mobile, Alabama. While working in Mobile, he served as the Director of Season Ticket Sales.

A native of Chicago, IL, Charlie received a Bachelor of Arts in Psychology from Southern Illinois University, in Carbondale. He also completed the Major League Baseball Scout Development Program in 2003.

Charlie and his wife, Wendy, make their home in The Woodlands, TX, with their two daughters Charlee and Kaylee.



ENOS CABELL

SPECIAL ASSISTANT TO THE GENERAL MANAGER

Enos Cabell is in his fifth season as a special assistant to the general manager after being named to the post on November 17, 2004. He had been serving as a consultant since joining the Astros front office on July 29, 2004. Enos assists General Manager Ed Wade and the Astros scouting department in evaluating the Astros Major and minor league players, along with other special projects and assignments within the scouting area.

A 15 year veteran of the Major Leagues, Enos played for the Astros from 1975-80 and 1984-85, including his overall best season in 1977 when he hit .282 (176x625) with 68 RBI, a career-high 36 doubles, and 16 home runs. He was named the team's MVP in 1978 after setting a then-club mark with 195 hits, which ranked third in the National League. He also led the league with 162 games played and 660 at bats that season. Enos stole over 30 bases every season from 1976-1979. In 1,688 career big league games from 1972-86, he hit .277 (1647x5952) with 60 home runs and 596 RBI. He started 149 games at third base for the 1980 National League West Champion Astros and played on two other division winning clubs, the 1974 Baltimore Orioles and the 1985 Los Angeles Dodgers.

From 1991-94, Enos provided analysis on HSE telecasts of Astros home games and from 1991-96, he hosted the weekly call-in show, Astros Report, on KCOH Radio. He was a member of the Texas Southern University's Board of Regents from 1995-2001 and served as interim athletic director for the school in 2000.

Enos is a graduate of L.A. Harbor Junior College in San Pedro, Calif., where he was an all-conference selection in baseball. He is a cousin of former Major Leaguers Dick Davis and Ken Landreaux. He makes his home in Missouri City, Texas, and has three sons, Marcus, Stephen and Cordell.



JEFF BAGWELL

SPECIAL ASSISTANT TO THE GENERAL MANAGER

On December 15, 2006, the day in which the franchise's all-time home run leader announced his retirement at Minute Maid Park, the Houston Astros named franchise icon Jeff Bagwell as a special assistant to the general manager and announced an ongoing personal services contract between Jeff and the club.

Jeff, 39, hit 449 home runs and drove in 1,529 runs in the 15 seasons that he played for the Astros from 1991-2005. He is only player in Houston franchise history to win the Most Valuable Player Award, earning the honors for the National League in 1994 after hitting .368 with 39 home runs and 116 RBI. Jeff was the third player in the history of the award to be a unanimous first-place selection. He is also the only Astro to win the NL Rookie of the Year Award, capturing that distinction in 1991 by hitting .294 with 15 home runs and 82 RBI. He is one of only eight players all-time to win both honors in a career.

A four-time All-Star, Jeff is the career leader for the club in home runs, RBI, and walks, while ranking second in club history with 2,314 hits. He recorded 31 career multi-homer games, and since the end of the 1972 season, only Jeff and Cal Ripken hit 400 or more home runs while playing their entire careers with the same team. Jeff was the Astros' Opening Day first baseman for 15 consecutive seasons, and he is one of only 12 players all-time and the only first baseman with at least 400 home runs and 200 stolen bases. Additionally, Jeff is in a group of only seven first basemen in Major League history to record at least 1,500 runs scored and 1,500 RBI.

Jeff earned NL Silver Slugger Awards three times (1994, 1997, and 1999) and earned a Rawlings Gold Glove Award once (1994). Additionally, he is the only Astro with six consecutive 100-RBI seasons (1996-2001) and he recorded eight consecutive campaigns with 30-plus home runs (1996-2003). Also in 2001 Jeff joined Jimmie Foxx, Lou Gehrig, and Babe Ruth as the only players in MLB history to collect 30 home runs, 100 RBI, and 100 runs scored in six consecutive seasons (1996-2001; Albert Pujols accomplished this later, from 2001-06).

At the time of his retirement, Jeff ranked 28th on the Major League career list in home runs, 52nd in runs scored, tied for 52nd in doubles, tied for 41st in RBI, 30th in extra-base hits, and 24th in walks.

In his current role with the Astros, Jeff assists the club's baseball operations staff with its Major and minor league player development programs, the Astros hitting development program, the amateur draft, scouting and minor league team operations and evaluations. He will also spend time with the club in Spring Training, providing instruction to players and staff and evaluating both Major and minor league players.

Bagwell will also travel with the Major League club on selected road trips and will observe the organization's minor league clubs during the regular season. He will also make various promotional appearances during the year, including the annual Astros FanFest and Winter Caravan.





CRAIG BIGGIO SPECIAL ASSISTANT TO THE GENERAL MANAGER

Longtime Astros icon Craig Biggio is in his second season as a special assistant to General Manager Ed Wade. The agreement between Craig and the Astros was announced on February 11, 2008.

The franchise career leader in hits, games played, runs scored, and at-bats, Craig retired following a stellar, 20-year career at the end of the 2007 season. He finished his career with 3,060 hits, 668 doubles, 291 home runs, 1,175 runs batted in, and a .281 career average in 2,850 games played.

A first-round selection by Houston in the June 1987 draft, Craig became the first Astro to reach the 3,000-hit plateau with a seventh-inning single against Colorado's Aaron Cook on June 28, 2007. His 3,060 hits rank 20th all-time, and his 668 career doubles are the most of any right-handed hitter in Major League history and also rank fifth all-time.

Craig's 20 seasons with Houston are a franchise record, and he also made a club-best 19 consecutive Opening Day starts. He is also the only player in Major League history to reach all of the following milestones: 600 doubles (668), 250 home runs (291), 2,700 hits (3,060), and 400 stolen bases (414). Craig and Cal Ripken, Jr. are the only middle infielders (only 13 players all-time) to collect 3,000 hits and 1,000 extra-base hits.

Craig was named to a franchise-record seven National League All-Star teams, and he received five Silver Slugger Awards. He also received four Rawlings Gold Glove Awards, and Craig was also a member of six Astros playoff teams. Craig holds the National League records for leadoff home runs with 53 (ranks 2nd all-time) and for hits in Interleague play with 201. He also led all players during the 2005 postseason with 18 hits.

Additionally, Craig was the 2007 recipient of the Roberto Clemente Award, a prestigious honor bestowed upon one Major League player each season by Major League Baseball and the Clemente family. Craig has been actively involved with the Sunshine Kids throughout his career, a support organization for children with cancer and their families.

In his new role with the Astros, Craig will assist in a variety of areas. He will work with the baseball operations staff in its Major and minor league player development programs with special emphasis on instruction, the amateur draft and scouting, Major and minor league talent evaluation, and will also serve as an instructor during Spring Training and during the annual Elite Camp at Minute Maid Park.

Additionally, Craig will also travel with the Major League club on selected road trips and will participate in the club's community development program, including appearances on the Astros Winter Caravan, FanFest, and Astroline.



ROBERTO CLEMENTE AWARD

Before Game 3 of the 2007 World Series in Colorado, Craig Biggio was honored as the 2007 recipient of the national Roberto Clemente Award. The award recognizes the player who best exemplifies the game of baseball, sportsmanship, community involvement and the individual's contribution to his team. It is named in honor of the former Pirates outfielder whose spirit and goodwill will always be remembered. Clemente died in a plane crash while attempting to transport relief supplies to earthquake-stricken Nicaragua on Dec. 31, 1972.

Since the early 1990s, Biggio has served as the main spokesperson for The Sunshine Kids, a support organization for children with cancer and their families. He has hosted an annual baseball party at Minute Maid Park, in which more than 100 children with cancer play baseball with Biggio serving as the pitcher. Biggio also hosts a holiday party at the Sunshine Kids house in Houston that the Biggio family helped restore and furnish.

Through his annual golf tournament, Biggio has raised more than \$2.5 million for the organization.

Biggio joins a list of previous Roberto Clemente Award winners that includes 13 Hall of Famers, such as Tony Gwynn, Cal Ripken Jr. and Rod Carew. Astros manager Cecil Cooper was the recipient in 1983.



JULIO LINARES
SPECIAL ASSISTANT
TO THE GENERAL MANAGER

A member of the Astros organization since 1973, Julio Linares begins his fifth season as special assistant for Dominican scouting and development. He previously spent six seasons as director of Dominican Republic Operations.

Julio served as manager of the Gulf Coast Astros in 1997-98. Overall, he has managed Houston's Rookie League club for 16 years (Sarasota 1977-80, 1984-87, Gulf Coast 1988-93, 97-98). He also spent three years at the Major League level as the Astros bench coach from 1994-96.

Julio played 15 seasons in the minor leagues as an infielder and outfielder and finished ninth in the Pacific Coast League with a .308 average in 1969. He retired after the 1972 season and began his coaching career with the Astros in 1973 at Covington in the Appalachian League.

Julio and his wife, Damaris, reside in San Pedro. He has five sons, Amaury, Rodney, Erick, Brian, and Michael. His son Rodney is the manager for Houston's Rookie-level team in Greenville.



MATT GALANTE
SPECIAL ADVISOR

Longtime Astros coach Matt Galante begins his first season as a senior advisor. He served the previous three seasons as a special assistant to the general manager. Matt returned to Houston on January 13, 2005, when he was named a consultant for baseball operations. Matt rejoined the organization after spending three seasons with the New York Mets as their third base and infield coach from 2002-2003, and their bench and infield coach in 2004. He is heavily involved with the Astros minor league system and participates in evaluating and teaching players at the Major and minor league levels throughout the regular season. He also scouts National East teams and helps with the composition of the Astros Major League team.

An Italian-American born in Brooklyn, NY, Matt served as the manager of Italy's team in the inaugural World Baseball Classic in March 2006.

Matt previously spent 21 years with the Astros organization from 1980-2001, the longest tenure by any coach in franchise history. He served 16 seasons as a member of the Major League coaching staff (1985-96, 1998-2001) and worked for five managers, Bob Lillis, Hal Lanier, Art Howe, Terry Collins and Larry Dierker. Matt also managed in Houston's minor league system for five years, from 1980-82 with Double A Columbus of the Southern League and 1983-84 with Triple A Tucson of the Pacific Coast League.

Matt was a coach every season from 1985-2001 with the Astros except for 1997. That year, he began the season as a special assistant to General Manager Gerry Hunsicker, however, four games into the minor league campaign, he was named the manager of the Astros Triple A New Orleans club of the Pacific Coast League. He guided the club to an overall record of 74-70, a second place finish in the PCL's Western Division and a berth in the playoffs. From 1998-2000, he served as Houston's bench coach and in 2001, he was the third base coach for the Astros. Matt also took over as the Astros interim manager from June 14-July 14, 1999 while Larry Dierker recovered from brain surgery. Houston went 13-14 with Galante at the helm.

Prior to his tenure with Houston, Matt served as a scout and minor league instructor for the Mets in 1978 and then managed New York's Class A Little Falls club of the New York Penn League in 1979. He began his managerial career in the Milwaukee Brewers organization in 1973 with Class A Newark of the New York Penn League and stayed with the Brewers through 1977, winning a Class A Midwest League title with Danville in 1974. He also worked as a player-coach with Triple A Evansville of the American Association in 1973 before beginning his managerial career later that season.



Matt was drafted in the 25th round of the June 1966 Free Agent Draft by the New York Yankees and played in their farm system through the 1971 season. In 1972, he was traded to Milwaukee. Matt was an All-American second baseman at St. John's University his senior year when he batted .402 and helped the Redmen qualify for the College World Series in Omaha, Neb.

Matt resides in Staten Island, NY. He and his wife, Mary, have three children, sons Paul and Matthew Jr., and daughter Mary. His son, Matthew Jr., was a 13th-round selection of the St. Louis Cardinals in the June 2000 draft. Matthew Jr. played for the Cardinals organization for two years before being signed by the Mets in the 2001 offseason. He played for Class A Capitol City of the South Atlantic League in 2002 and split the 2003 season between Capital City and Class A St. Lucie of the Florida State League. Matthew Jr. played for Double A Binghamton of the Eastern League in 2004 and now owns a business.



BARRY WATERS

DIRECTOR OF TEAM TRAVEL

Barry Waters returns for his 25th season of overseeing all aspects of Astros travel and accommodations across the country. Recognized as one of the best in his field, Barry was selected to lead the Major League Baseball All-Star tour of Japan following the 1996 season. His peers voted him Traveling Secretary of the Year in 1992.

Barry was named the club's traveling secretary on an interim basis in July of 1986 before being named to the post on a full-time basis in September of that year. His role was expanded in 1993 when he was named director of baseball administration with duties that include overseeing budget and administration.

A native of Ashland, Mass., Barry joined the organization in 1980 and filled several positions before being named traveling secretary. He also worked for the Los Angeles Dodgers for one year before joining the Astros.

Barry has two children, Colin and Claudia. He and his wife, Heather, live in Houston.



JAMIE HILDRETH

SENIOR VICE-PRESIDENT, PREMIUM SPONSORSHIPS

Jamie Hildreth, a 34-year veteran of Houston radio, was named senior vice president of premium sponsorships in May 2007. In his current role, Jamie is responsible for the management of the Astros premium accounts. The 2008 season will be his 23rd season with the Astros franchise.

He was previously named to the post of vice president of sales and broadcasting in 1999 after serving as the Astros director of broadcasting since July 1987. His radio career in Houston has spanned roles from sales to management, including sales manager of KTRH Radio from 1984-87 before joining the Astros. Jamie is responsible for building the Astros Radio Networks in English and Spanish. He was also the General Manager of KTRM/KALO in Beaumont, Texas, and was sales manager of 104 KRBE in Houston from 1972-78. Jamie received a Bachelor of Science degree from the University of Houston with a major in radio and television.

Jamie and his wife, Theresa, reside in Houston, and have two sons, Jeff and Shane, and four grandchildren, Hayward, John, Alexandra and Audrey.



JAY LUCAS

SENIOR VICE-PRESIDENT, COMMUNICATIONS

Jay Lucas begins his 17th season in Major League baseball and his sixth season as the club's senior vice president of communications, a position he was appointed to on September 22, 2003. Lucas works with his management team in building a proactive communications and marketing plan that helps promote the Astros brand and its players. He is responsible for all internal and external corporate and club communications strategies, and directly oversees the media relations, marketing, game entertainment, community affairs, broadcasting, and market and community development departments.

Prior to joining the Astros, his career as a professional communicator spanned 23 years in Southern California. Jay came to Houston from the now Los Angeles Angels of Anaheim where he served as director of publicity and broadcasting in 2002 and 2003, managing strategic communication plans for the marketing and media relations departments and overseeing the broadcasting and community relations departments.

Lucas began his Major League baseball career with the Los Angeles Dodgers in 1988 (1988-1996) as assistant director of publicity and earned a promotion to director of publicity in 1991. As director, he coordinated all public relations efforts for the organization and was in charge of all media relations activities. He has planned and executed media relations efforts for three World Series (1988, 2002, 2005), six League Championship Series (1988, 1995, 1996, 2002, 2004 and 2005), the 2004 All-Star Game in Houston, and was the San Diego venue press chief for the World Baseball Classic in 2009.

In 1996, Lucas joined the professional racing industry as the director of public relations for Penske Motorsports, Inc. (PMI) and the California Speedway. In his role he planned all communications initiatives for PMI and the PMI speedways, focusing on NASCAR and CART events from 1996-2001. He left the company in 2001, joining Championship Auto Racing Team (CART) as their senior vice president of communications and entertainment marketing.

A 1981 communications graduate from California State University, Chico (Chico State), he began his communications career as a public relations assistant for the Los Angeles Lakers and the then-California Angels in 1981. He served as sports information director for the University of California, Santa Barbara in 1983 and was promoted to Assistant Athletic Director, Media Relations from 1986-1988.

Jay and his wife, Vicki, make their home in Spring, Texas and have three children, D. Jay, Lindsay and Tyler.



JACKIE TRAYWICK

SENIOR VICE-PRESIDENT, FINANCE AND ADMINISTRATION

Jackie Traywick is in her seventh season with the Astros after joining the franchise in February of 2003. She was promoted to senior vice president of finance and administration in September of 2003 and is responsible for all finance, accounting, human resources, and information technology functions for the team as well as event reporting and settlement for all events occurring at Minute Maid Park and in its Conference Center.

Jackie brings more than 19 years experience in sports administration, having served as vice president of finance for the Tennessee Titans/Houston Oilers NFL franchise and the Nashville Coliseum stadium. She began her career with the accounting firm of PriceWaterhouseCoopers in 1985.

She received her Master of Business Administration in Finance from Rice University in 1994 and her Bachelor of Science in Business Administration from the University of Denver in 1983. She is also a licensed CPA in Texas.

Jackie serves on the Subscribers Advisory Committee for the Major League Baseball property and casualty insurance program and is a member of the Board of Trustees for the Major League Baseball League-Wide Health Insurance Plan. She also serves as a member of the Board of Directors of the Houston Downtown Management District.

Though she was born in Baltimore, Md., Jackie grew up in Denver, Colo. She and her husband, Don, live in Houston.



BOBBY FORREST

VICE-PRESIDENT, BALLPARK OPERATIONS

Bobby Forrest was named the club's vice president of ballpark operations in January of 2007. He originally joined the Astros franchise on January 2, 1995, as a member of the engineering department. Bobby was subsequently promoted to engineering supervisor in 1997, engineering manager in 1999, and senior director of engineering and maintenance in 2003. He is responsible for all building operations, which will include engineering, groundskeeping and security. Bobby also played a key role in the club's move from the Astrodome to the brand-new Minute Maid Park prior to the 2000 season.

Bobby is a member of the International Association of Assembly Managers, the Stadium Managers Association, the NFPA and the Association of Retractable Roof Operators World Wide, the latter of which he serves as vice president.

A native of Houston, Bobby and his wife, Cathie, have three children, Bobby, Chelsey and Kyle.



MARIAN HARPER

VICE-PRESIDENT, FOUNDATION DEVELOPMENT

Marian Harper begins her 18th season with the Astros in 2009. In March 2008, she was named vice president of foundation development and currently oversees the expansion and day-to-day operations of the Astros in Action Foundation. The AIAF was established in 2000 during the Astros inaugural season at Minute Maid Park. The mission of the Astros in Action Foundation is to use the strength of the National Pastime to enhance the quality of life in the community through educational, health, and spiritual endeavors. Major fundraisers for the foundation include the Astros FanFest, Leadoff Luncheon, Race for the Pennant - 5K Run/Walk, and the Astros Alumni Celebrity Golf Classic. Marian also oversees the Grand Slam for Youth Baseball program with Minute Maid.

She was named vice president of community development on July 22, 1999, after serving as the director of that department since November 1997. Under her guidance, the department assisted thousands of organizations annually through memorabilia and monetary donations, appearances, community awareness programs, player involvement, and the Astros mascot program. She was also responsible for all youth outreach initiatives including educational programs and the youth fan club.

She joined the Astros in 1992 as Promotions Coordinator, overseeing purchasing, distribution and account services for in game activities. Marian is a native of Pittsburg, Texas. She currently serves on the Board of the Northeast YMCA where she was named 2002 Volunteer of the Year, the Boys and Girls Clubs of Greater Houston, and The Ensemble Theatre. In November 2007, she was presented with the prestigious Toy Cannon Award by Astros icon Jimmy Wynn at the Texas Baseball Hall of Fame Dinner.



ROSI HERNANDEZ

VICE-PRESIDENT, MARKET DEVELOPMENT

Rosi Hernandez joined the Houston Astros in July of 1999 when she was named vice president of market development. She has helped grow the Astros' fan base among Houston diverse markets with unique marketing and promotional efforts, including the team's award-winning Spanish web site, and the Hispanic advertising campaign efforts.

Rosi also leads the club's efforts in developing special multi-cultural events to such as the Astros Hispanic and Asian Heritage events, and works closely with international journalists in producing articles for the team's website, the Astros Magazine and the Astros Spanish newspaper, "Cronicas de los Astros." In addition, she works closely with the club's sponsorship and sales team in creating and selling packages to prospective clients. Since 2004, she has spearheaded the day-to-day operations of the Astros Spanish game broadcasts on Univision Radio. In 2006, Rosi helped develop and produce the Astros' first bilingual monthly TV special, "Contacto con los Astros," which airs on FS Houston, and lead the team's efforts in the production of a 15-game Spanish TV broadcast package in 2008.

In 2001, Rosi received the Triunfando Award for Female Senior Executive of the Year from the Houston Hispanic Chamber of Commerce. In 2005, she was named among the 100 Hispanic Elite Women of the Year by the national business publication Hispanic Business Magazine. In 2009, Rosi received the ABC/Channel 13 "Woman of Distinction Award" for her commitment and involvement in community service for the City of Houston by the Crohn's and Colitis Foundation of America.

Rosi serves on numerous boards and advisory committees, including Greater Houston Conventions and Visitors Bureau, the Latin Women's Initiative, the AMIGOS de las Americas and the Girl Scouts of San Jacinto Council, the second largest council in the nation.

A native of San Juan, Puerto Rico, Rosi received her bachelor's degree in newspaper journalism in 1989 and her master's in public relations in 1991, both from Syracuse University. She and her husband, Jorge, and daughter, Andrea Victoria, make their home in Clear Lake.



MARTY PRICE

VICE-PRESIDENT, GUEST EXPERIENCES

An accomplished executive in the hospitality industry, Marty Price joined the Houston Astros as Vice President of Guest Experiences in February of 2007. Marty oversees customer services, guest relations, and is the organization's liaison with Aramark, the concessionaire for Minute Maid Park. He also manages facility upgrades throughout the ballpark, including the "5 and 7 Grille," suite renovations and the new Astros authentic merchandise program featuring game-used items. He joined the Astros from Levy Restaurants where he most recently served as the regional director of operations.

Marty first worked at Houston's new downtown ballpark when he served as the general manager of Aramark at Minute Maid Park, directing daily operations and managing business maturation in the home of the Houston Astros. In 2001, he was named the district manager of the Aramark sports and entertainment division, overseeing all of the company's operations at Minute Maid Park, the Compaq Center, Verizon Wireless Theater, the Houston Arena Theater, Cynthia Woods Mitchell Pavilion, and all Texas A&M University sports facilities in College Station, Texas.

Marty joined Aramark in 1989, and in addition to his tenure at Minute Maid Park, he also worked for the company at The Astrodome as the sales director for luxury suites (1989-92) and the division manager of premium services (1995-97). He also served as the general manager of Sam Houston Race Park from 1992-94 and the Louisiana Superdome from 1997-99.

Additionally, Marty has a long-time association with the Astros franchise that predates his work history, as when he was nine years old, his father was the on-call doctor at The Astrodome.

Marty has a bachelor's degree in hotel and restaurant management from the University of Denver and an MBA with a concentration in finance from St. Thomas University in Houston. He and his wife, Kim, reside in Houston and have a seven-year-old daughter, Marley, and their son, Blake, was born on Nov. 8, 2008.



KALA SORENSON

VICE-PRESIDENT, CONFERENCE CENTER AND SPECIAL EVENTS

Kala Sorenson, responsible for all non-baseball events at Minute Maid Park and Union Station Conference Center, is in her ninth year with the Astros. She was promoted to vice president of special events on Jan. 1, 2001, after originally joining the organization as director of the conference center.

Kala is a Houston native who attended Klein High School and the University of Texas. She worked from 1996-2000 for the Greater Houston Convention and Visitors Bureau as convention sales manager, establishing relationships in the sports industry and various associations in the Midwest.

Beginning her career in the hospitality industry, Sorenson worked closely with Major League Baseball, the NBA and the NFL as the Sports Market Sales Manager for the Westin Galleria and Westin Oaks Hotels in Houston.

Kala is a member of the board of directors for the Houston Downtown Alliance and the board of directors for the Epilepsy Foundation of Southwest Texas. She is also a member of Meeting Professionals International.



JOHN SORRENTINO

VICE-PRESIDENT, SPONSORSHIP SALES

After two years as vice president of business development, John was named vice president of sponsorship sales on May 15th, 2007. In addition to developing new corporate sales opportunities, John is now responsible for all revenue categories including print, radio, television, in stadium signage and promotions as well as spring training revenue enhancements. The 2008 season will be John's 22nd with the franchise.

John became the club's vice president of ticket sales and services on July 22, 1999, managing the entire ticket department at Minute Maid Park, including group, season and individual game ticket sales, as well as box office and customer service management.

The 2004 season turned out to be the most prosperous year for John and his staff. The Astros set a franchise record for attendance, drawing 3,087,872 fans to Minute Maid Park, including 24 sellouts. John was also responsible for the tickets and distribution services for the 2004 All-Star Game at Minute Maid Park and related events. The new club attendance record eclipsed the mark set during the 2000 season, the inaugural campaign at Minute Maid Park, when 3,056,139 tickets were sold at the new downtown ballpark, becoming the then-only Texas sports franchise to surpass the three million mark. The team drew more than 2.9 million fans in 2001, then the third-highest total in franchise history.

John joined the Astros in 1987 as a ticket account executive and moved to the Community Relations department in 1989 as director of community services before moving back to the ticket services operations. From 1999-2000 he oversaw the season ticket relocation of the Astrodome's season ticket holders to Minute Maid Park.

The 1983 graduate of Texas A&M began his career as a sales manager for Houston Gamblers USFL football. John serves on the board of directors for SEARCH, a United Way agency organization that is responsible for enhancing and improving the lives of Houston's homeless. He also serves on the charity board of directors for the Administaff Small Business Classic Senior PGA Tour event, held in Spring every October.

Sorrentino and his four children, Andrew, J.D., Patricia, and Hannah, reside in Kingwood.



LARRY STOKES

VICE-PRESIDENT, HUMAN RESOURCES

Larry Stokes was named the Astros vice president of human resources in August 2008 and is responsible for employee relations, administration, recruitment, payroll and benefits for the club and its subsidiaries. In his previous role with the club, he served as senior director of human resources for five seasons.

Prior to joining the Astros in 2004, he worked for five years at Warner Bros Studios in Burbank, California, first, as the director, corporate employee and labor relations, and later as the director of human resources for one of the studio's largest field divisions.

Larry also served four years as a senior employee relations representative for the Riverside County Department of Human Resources where he represented the County in arbitrations, mediations and union negotiations.

While an employee relations representative for Alexis Risk Management, he pursued his degree from University of LaVerne in organizational management and later attended the Glendale University College of Law.

For six years from 1984-90, Larry served as an officer in the California Highway Patrol.

In 2004, Larry received the Senior Professional in Human Resources certification from the Society of Human Resource Management.



JENNIFER RANDALL

VICE-PRESIDENT, MARKETING

Jennifer Randall was named vice president of marketing in July 2008 after joining the Astros organization in 2006 as senior director of marketing. Randall oversees the day-to-day operations of the advertising, graphics, promotions and ballpark entertainment departments. She directs each season's marketing campaign and oversaw last season's ballpark renovation project at Minute Maid Park that included all re-branding elements.

During the 2008 season, she developed and executed the Astros Play Green campaign that focused on creating a positive environmental platform at Minute Maid Park and throughout Texas through a commitment to Earth-friendly efforts to enhance the quality of life for fans. The campaign received the 2008 Mayor's Outstanding Proud Partner Award and Corporate Awareness Award from Citizens' Environmental Coalition.

Prior to joining the Astros, Randall spent seven seasons from 2000-06 working in the marketing department for the Anaheim Angels and the Mighty Ducks of Anaheim from 2000-02. From 1998-2000, she served as the sports marketing and event manager for Elite Racing, Inc. in San Diego, California.

Randall was selected as Class XXVII Member for Leadership Houston in 2008 and was nominated for AMA Houston "Marketer of the Year" award in 2006 and 2007. She graduated from Arizona State University with a bachelor of science degree in exercise science and resides in Houston.



GENE PEMBERTON

CHAPLAIN

A business leader and veteran broadcaster, Gene Pemberton is the first full-time chaplain in Major League Baseball. Gene first joined the Astros organization in January 1994. He served as director of community development until becoming the team chaplain in 1997.

Gene served for 31 years at American Desk Manufacturing Company in various capacities. Before coming to the Astros, he was the vice president of marketing and director of special projects, selling stadium seating for more than 60 sports venues, including the 70,000-seat Georgia Dome.

A long-time basketball and football official, he was honored as a lifetime member of the Southwest Officials Association for 23 years of service. Gene officiated in four state basketball tournaments.

Gene has been the color commentator for Temple Wildcat football games on KTEM radio since retiring from officiating in 1986. He and play-by-play announcer Mark McLain have been honored by the Associated Press for best sports play-by-play in their class several times since 1992. The duo also claimed the Dallas Press Club's prestigious Katie Award in 1993 for best broadcast team in Texas outside the four major markets.

Gene is a past president of the Temple Kiwanis Club and Legion of Honor member, and was a deacon for 19 years for Bethel Assembly of God Church. He has also been involved in numerous other civic activities, committees and boards.

A native of Cameron, Texas, he grew up in Temple and graduated from Hardin-Simmons University in 1962. He and his wife, Mary, have two sons: Gary and Allen, and a daughter, Lisa. The couple also has three grandsons, Brandon, Andrew and Jeffrey, and two granddaughters, Elisabeth and Emalye. The family resides in Temple, Texas.



LARRY DIERKER

COMMUNITY OUTREACH EXECUTIVE

On May 19, 2002, the Astros retired the number 49 of franchise icon Larry Dierker. During more than 38 years of service to the organization, Dierker has served as a player, front office member, broadcaster and manager.

In 13 seasons on the mound with Houston from 1964-77, he won 137 games, second only to Joe Niekro in team history. He owns the franchise records for innings pitched, starts, complete games and shutouts. A two-time All-Star, Dierker pitched the fifth no-hitter in franchise history on July 9, 1976.

After one season in the front office and 18 as a broadcaster, Dierker became only the sixth manager in Major League history to win a division crown in his first season. In five seasons as the club's skipper from 1997-2001, he won four division titles ('97, '98, '99, '01), and the 1998 team won a franchise-record 102 games, allowing Dierker to earn NL Manager of the Year honors.



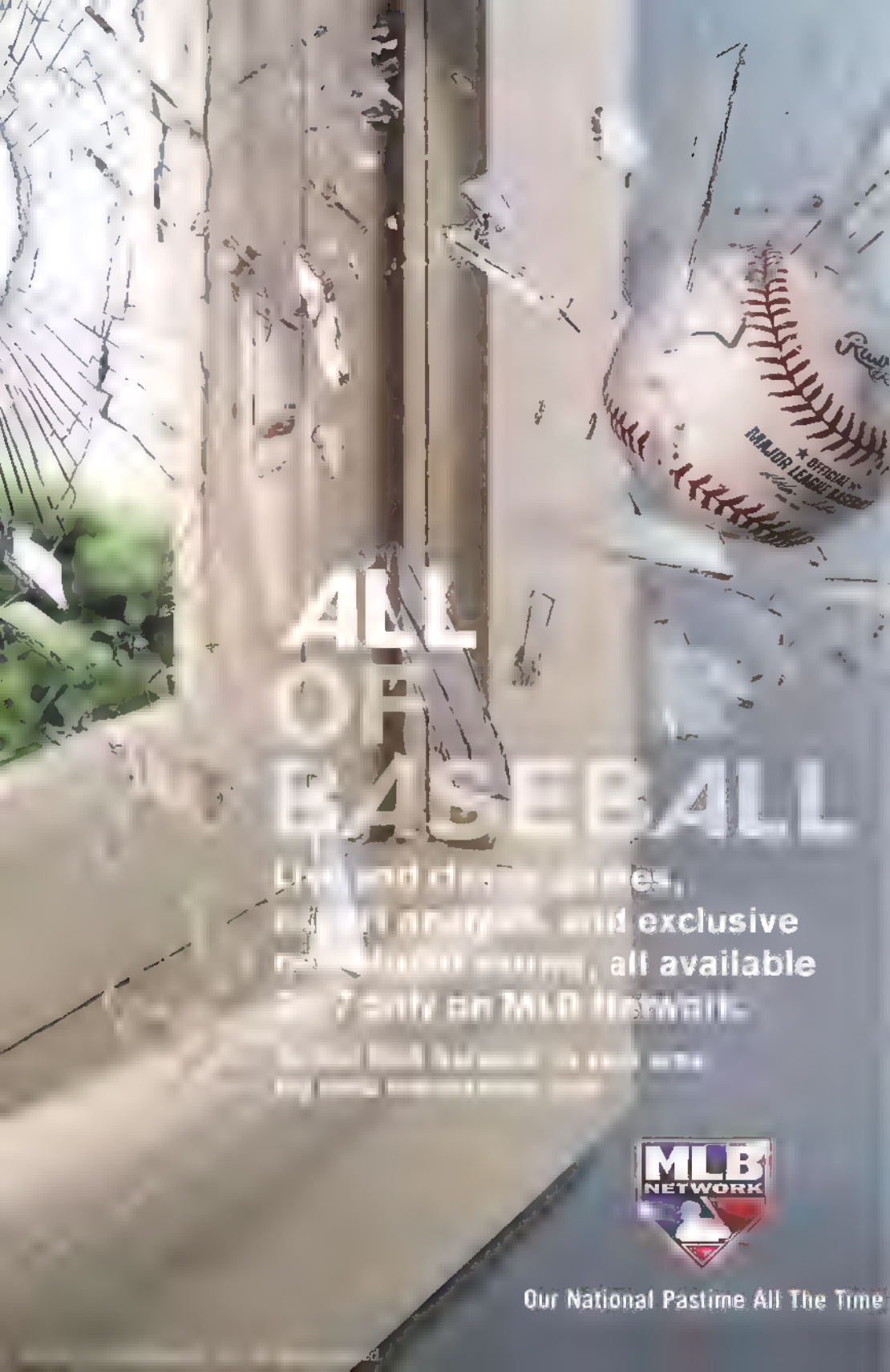
JIMMY WYNN

COMMUNITY OUTREACH EXECUTIVE

Jimmy Wynn spent the first 11 years of his 15-year Major League career with the Houston franchise from 1963-73, the first two as a member of the Colt .45s. Despite his small frame (5'9"), Wynn boasted enormous power and a strong throwing arm, earning him the nickname "The Toy Cannon." He ranks among the Top 10 in almost every significant Astros career hitting category and led the franchise in hits (1,291), home runs (223), and RBI (719) when he left the club after the 1973 season.

In 1967, the slugging center fielder finished second in the National League in home runs (37) while posting 107 RBI. He also became the first Astro to hit three home runs in a game. As a member of the 1974 Dodgers, Wynn smashed 32 home runs with 108 RBI, finishing in fifth place for the National League Most Valuable Player Award.

Wynn remains an active member of the Houston community and works closely with the Astros Community Development Department and charities. His number, 24, was officially retired on June 25, 2005.



ALL OF BASEBALL

Live and direct games,
expert analysis, and exclusive
behind-the-scenes, all available
24/7 only on MLB Network.

Visit MLBNetwork.com or call 1-800-533-MLB for more information.



Our National Pastime All The Time

COACHING STAFF





CECIL COOPER


15

Bats/Throws: Left/Left
Height/Weight: 6-2/190
Born: 12/20/49 in Brenham, TX
Resides: Katy, TX
Opening Day Age: 59

MANAGER

The 2009 season is Cecil Cooper's second full season as the manager of the Houston Astros and his third overall. The Astros won 86 games in 2008, a 13-game improvement from the previous year and the second-largest turnaround in franchise history, bested only by the 21-win increase from the 2000 (72 wins) to the 2001 season (93 wins). The 86 wins were also the most for the franchise since winning 89 in 2005. Including a 15-16 mark in 2008, the Astros are 101-91 (.526) during Cooper's tenure as the manager.

Cooper's 2008 Astros team also had the best record in the National League in the 2nd Half at 42-22, only a half-game away from the best mark in the Majors post-All-Star Break (Angels, 43-22). The 42-22 record was also the fourth-best 2nd Half mark in Houston franchise history. The well-rounded club led the National League in both shutouts and saves while leaving the fewest runners on base in the league and ranking fifth in the NL with 114 stolen bases, an increase of 49 steals from the previous year.



COOPER AS A PLAYER

YEAR	CLUB	AVG.	G	AB	R	H	2B	3B	HR	RBI	BB	SO	SB
1968	Jamestown	.452	26	84	16	38	6	0	0	6	6	9	4
1969	Greenville	.297	62	212	27	63	12	2	1	18	6	27	9
1970	Danville	.336	114	420	86	141	16	8	3	39	57	65	28
1971	Winston-Salem	.379	42	153	31	58	6	3	6	26	21	28	5
	Pawtucket	.343	98	367	55	126	21	2	10	60	24	51	10
	BOSTON	.310	14	42	9	13	4	1	0	3	5	4	1
1972	Louisville	.315	134	515	86	162	31	9	10	78	45	91	4
	BOSTON	.235	12	17	0	4	1	0	0	2	2	5	0
1973	Pawtucket	.293	128	450	68	132	27	1	15	77	49	48	11
	BOSTON	.238	30	101	12	24	2	0	3	11	7	12	1
1974	BOSTON	.275	121	414	55	114	24	1	8	43	32	74	2
1975	BOSTON	.311	106	305	49	95	17	6	14	44	19	33	1
1976	BOSTON	.282	123	451	66	127	22	6	15	78	16	62	7
1977	MILWAUKEE	.300	160	643	86	193	31	7	20	78	28	110	13
1978	MILWAUKEE	.312	107	407	60	127	23	2	13	54	32	72	3
1979	MILWAUKEE	.308	150	590	83	182	44	1	24	106	56	77	15
1980	MILWAUKEE	.352	153	622	96	219	33	4	25	122	39	42	17
1981	MILWAUKEE	.320	106	416	70	133	35	1	12	60	28	30	5
1982	MILWAUKEE	.313	155	654	104	205	38	3	32	121	32	53	2
1983	MILWAUKEE	.307	160	661	106	203	37	3	30	126	37	63	2
1984	MILWAUKEE	.275	148	603	63	166	28	3	11	67	27	59	8
1985	MILWAUKEE	.293	154	631	82	185	39	8	16	99	30	77	10
1986	MILWAUKEE	.258	134	542	46	140	24	1	12	75	41	87	1
1987	MILWAUKEE	.248	63	250	25	62	13	0	6	36	17	51	1
MINOR LEAGUE TOTALS		.327	604	2201	369	720	119	25	45	304	208	319	71
MAJOR LEAGUE TOTALS		.298	1896	7349	1012	2192	415	47	241	1125	448	911	89



Additionally, the 2008 Astros were the best defensive team in the Majors this season, leading all clubs in fielding percentage (.989) while committing the fewest errors of any team (67). The 67 errors were the fewest for a National League club in history in a non-strike season.

The 2008 campaign was also Cooper's fourth year on the Astros staff, as he served as the club's bench coach from 2005 until he was named interim manager on Aug. 27, 2007, replacing Phil Garner. He was promoted to the full-time post on Sept. 28, and the club was 15-16 in 31 games under Cooper in 2007. Cooper is the 16th manager in franchise history.

During his career in baseball, Cooper has been an All-Star player as well as a minor league manager, coach, player development director, and player agent. He has now added Major League manager to his illustrious career resume.

Cooper returned to the Major League coaching ranks in 2005 as the Astros bench coach after spending the 2003-04 seasons as manager of the Triple A Indianapolis Indians in the Milwaukee organization. He collected 130 wins at the helm of the Indians, posting a 66-78 mark in 2004 for third in the International League's West Division, and a 64-78 record in 2003.

Cooper returned to the dugout for the first time since his playing career when he was named bench coach for Milwaukee on April 30, 2002. He previously worked in several capacities in the Brewers organization. For the 2000-01 seasons, he served the Brewers as special assistant to the general manager as well as roving minor league hitting instructor. During the 1997-99 seasons, he was Milwaukee's Director of Player Development.

Following the conclusion of his playing career, Cooper worked as a player agent for CSMG International (1988-96)

A 17-year Major League veteran, Cooper batted .298 with 241 home runs and 1,125 RBI. He was selected by Boston in the 27th round of the 1968 free agent draft and made his big league debut with the Red Sox in 1971. In 1974, he became Boston's starting first baseman and helped the Sox to the World Series in 1975.

After the 1976 season, Cooper was traded to Milwaukee. He concluded his career with 11 seasons as a Brewer, including a World Series appearance in 1982.

He earned two Gold Glove awards as a first baseman (1979, 80), and was a five-time American League All-Star (1979, 80, 82, 83, and 85). He led the AL in doubles in 1979 (44, tie) and 1981 (35); led the AL in RBI in 1980 (122) and 1983 (126, tie); and finished second in the AL in batting in 1980 (.352). He posted three seasons with 200-plus hits (1980, 82, 83), and two seasons with 30-plus home runs (1982, 83). He was named the Brewers team MVP three seasons (1980, 82, 83), and finished fifth in AL MVP voting three times (1980, 82, 83). He still holds the Milwaukee franchise records for both hits (219 in 1980) and RBI in a season (126 in 1983).

In 1983, Cooper was honored with Major League Baseball's Roberto Clemente Award. In 2002, he was inducted into the Brewers Walk of Fame, and he was inducted into the Wisconsin Athletic Hall of Fame in 2007.

Cooper and his wife, Octavia, have three daughters: Kelly, Brittany and Tori, and make their offseason home in Katy, Texas. He is the youngest of 13 children, and he had two brothers who played for the Indianapolis Clowns. He graduated from Brenham (TX) High School in 1968 where he played on two state championship baseball teams. He attended Blinn Junior College and Prairie View A&M College.



COOPER AS A MANAGER

YEAR	CLUB	LEAGUE	WON	LOST	PCT.	POSITION
2003	Indianapolis	International	64	78	.450	Fourth
2004	Indianapolis	International	66	78	.458	Third
2007	Houston	National	15	16	.484	Fourth
2008	Houston	National	86	75	.534	Third
MAJOR LEAGUE TOTALS			101	91	.526	



SEAN BERRY

12

Bats. Throws: Right/Right
Height Weight: 5-11/210
Born: 3/22/66, Santa Monica, CA
Resides: Paso Robles, CA
Opening Day Age: 43

HITTING COACH

Sean Berry will enter his fourth season as the Astros hitting coach in 2009. Berry was appointed to the role on an interim basis on July 12, 2006 and was appointed to the role full-time following the season. He spent 2005 and the first half of the 2006 season as the club's minor league hitting coordinator. A veteran of 11 Major League seasons, Berry returned to the Astros organization in 2003 and spent two seasons on the Double A Round Rock coaching staff. During three seasons as the Astros third baseman from 1996-98, he hit .283 with 39 home runs and 190 RBI.

Berry's best season with the Astros happened in 1996, when he hit .281 with 17 home runs and 95 RBI. He also spent two seasons with Kansas City (1990-91), four with Montreal (1992-95), 1999 and part of 2000 with Milwaukee, and one game in 2000 with Boston.

Originally selected by Kansas City in the first round of the 1986 draft, Sean hit .272 with 81 home runs and 369 runs batted in while playing in 860 career Major League games. Berry and his wife, Linda, live in Paso Robles, Calif., with son Tanner and daughter Madeline.



BERRY AS A PLAYER

YEAR	CLUB	AVG.	G	AB	R	H	2B	3B	HR	RBI	BB	SO	SB
1986	Eugene	.319	65	238	53	76	20	2	5	44	44	72	10
1987	Fort Myers	.252	67	206	28	52	7	2	2	30	46	65	5
1988	Baseball City	.234	94	304	34	71	5	4	4	30	31	62	24
1989	Baseball City	.266	116	399	67	106	19	7	4	44	44	68	37
1990	Memphis	.292	135	487	73	142	25	4	14	77	44	89	18
	KANSAS CITY	.217	8	23	2	5	1	1	0	4	2	5	0
1991	Omaha	.264	103	368	62	97	21	9	11	54	48	70	8
	KANSAS CITY	.133	31	60	5	8	3	0	0	1	5	23	0
1992	Omaha	.287	122	439	61	126	22	2	21	77	39	87	6
	MONTREAL	.333	24	57	5	19	1	0	1	4	1	11	2
1993	MONTREAL	.261	122	299	50	78	15	2	14	49	41	70	12
1994	MONTREAL	.278	103	320	43	89	19	2	11	41	32	50	14
1995	MONTREAL	.318	103	314	38	100	22	1	14	55	25	53	3
1996	HOUSTON	.281	132	431	55	121	38	1	17	95	23	58	12
1997	HOUSTON	.256	96	301	37	77	24	1	8	43	25	53	1
	New Orleans	.333	3	9	1	3	0	0	0	0	3	3	0
1998	HOUSTON	.314	102	299	48	94	17	1	13	52	31	50	3
1999	MILWAUKEE	.228	106	259	26	59	11	1	2	23	17	50	0
2000	MILWAUKEE	.152	32	46	1	7	2	0	1	2	4	13	0
	BOSTON	.000	1	4	0	0	0	0	0	0	0	2	0
MINOR LEAGUE TOTALS		.275	705	2450	379	673	120	30	61	356	299	516	108
MAJOR LEAGUE TOTALS		.272	860	2413	310	657	153	10	81	369	206	438	47



DAVE CLARK

35

Bats/Throws: Left/Right

Height/Weight: 6-2/210

Born: 9/3/62, Tupelo, MS

Resides: Collierville, Tenn

Opening Day Age: 46

THIRD BASE COACH

Dave Clark begins his first season as third base coach for the Astros. In 2008, he served as manager for Triple A Round Rock and led the club to a 64-79 record, 4th-place in the division. For three years, he was manager of the Double A Corpus Christi Hooks (2005-07). He guided the club to the Texas League Championship title in 2006 as was named Texas League Manager of the Year for his efforts. Clark also served as a coach at the MLB All-Star Futures Game in Pittsburgh in 2006. He led the club during its inaugural season in 2005 and spent the previous five seasons in the Pittsburgh Pirates organization.

In 2004, Clark managed his first season at Pittsburgh's Class A Hickory, guiding the Crawdads to an 85-55 record and the South Atlantic League title. Hickory captured the North Division second-half crown with a 46-24 record. Clark also served as a coach in the 2004 SAL All-Star Game.

In his managerial debut in 2003, Clark led Class A Lynchburg to the Carolina League finals and was named the league's Manager of the Year. He also served as manager of the Carolina League All-Star team. Clark spent two seasons on the Pittsburgh Pirates coaching staff, serving as hitting coach from 2001-02, and was Triple A Nashville's hitting coach in 2000 - his first professional coaching assignment.

A former Houston Astros outfielder, Clark played 13 seasons in the Majors during which he batted .264 with 62 home runs and 284 RBI in 905 career Major League games. He closed out his big league career with Houston in 1998. He also appeared as a pinch-hitter in the National League Division Series in 1998 with the Astros (two walks) and in 1996 with Los Angeles Dodgers (0x2).

Clark was originally selected by Cleveland in the first round (11th overall pick) in the 1983 draft and made his Major League debut with the Indians in 1986. His big league career included stints with the Indians (1986-89), Chicago Cubs (1990, 97), Kansas City Royals (1991), Pirates (1992-96), Dodgers (1996) and Astros.

He attended Jackson (MS) State University where he was the team's MVP and top hitter in both 1982 and 1983. He was inducted into the Jackson State Sports Hall of Fame in November 2000, joining the likes of Walter Payton, Jackie Slater and "Oil Can" Boyd. His brother, Louis, played seven years in the NFL with Seattle (1987-93) and Green Bay (1994).

He and his wife, Vivian, make their home in Collierville, Tenn., with their two daughters: Meki (24) and Kiki (22). He is a 1980 graduate of Shannon (MS) High School, and was 26-0 as a Golden Gloves boxer while in high school.

CLARK AS A PLAYER

YEAR	CLUB	AVG.	G	AB	R	H	2B	3B	HR	RBI	BB	SO	SB
1983	Waterloo (A)	.277	58	159	20	44	8	1	4	20	19	32	2
1984	Waterloo (A)	.309	110	363	74	112	16	3	15	63	57	68	20
	Buffalo (AA)	.179	17	56	12	10	1	0	3	10	9	13	1
1985	Waterloo (A)	.302	132	463	75	140	24	7	12	64	86	79	27
1986	Maine (AAA)	.279	106	355	56	99	17	2	19	58	52	70	6
	Cleveland	.276	18	58	10	16	1	0	3	9	7	11	1
1987	GCL Expos	.143	12	7	2	1	0	1	0	1	0	2	0
	Buffalo (AA)	.340	108	420	83	143	22	3	30	80	52	62	14
	Cleveland	.207	29	87	11	18	5	0	3	12	2	24	1
1988	Colorado Springs	.297	47	165	27	49	10	2	4	31	27	38	4
	Cleveland	.263	63	156	11	41	4	1	3	18	17	28	0
1989	Cleveland	.237	102	253	21	60	12	0	8	29	30	63	0
1990	Chicago (NL)	.275	84	171	22	47	4	2	5	20	8	40	7
1991	Omaha (AAA)	.301	104	359	45	108	24	3	13	64	30	53	6
	Kansas City	.200	11	10	1	2	0	0	0	1	1	1	0
1992	Buffalo (AA)	.304	78	253	43	77	17	6	11	55	34	51	6
	Pittsburgh	.212	23	33	3	7	0	0	2	7	6	8	0
1993	Pittsburgh	.271	110	277	43	75	11	2	11	46	38	58	1
1994	Pittsburgh	.296	86	223	37	66	11	1	10	46	22	48	2
1995	Pittsburgh	.281	77	196	30	55	6	0	4	24	24	38	3
1996	Pittsburgh	.275	92	211	28	58	12	2	8	35	31	51	2
	Los Angeles (NL)	.200	15	15	0	3	0	0	0	1	3	2	0
1997	Chicago (NL)	.301	102	143	19	43	8	0	5	32	19	34	1
1998	Houston	.206	93	131	12	27	7	0	0	4	14	45	1
1999	Albuquerque (AAA)	.324	37	108	19	35	7	1	3	17	26	26	2
MINOR LEAGUE TOTALS:		.264	905	1964	248	518	81	8	62	284	451	19	222



JOSE CRUZ

25

Bats/Throws: Left/Left

Height/Weight: 6-0/185

Born: 8/8/47 in Arroyo, PR

Resides: Houston, TX

Opening Day Age: 61

FIRST BASE COACH

Although his uniform number 25 was retired on Oct. 3, 1992, that number will remain on the field for a 13th year in 2009 on the back of first base coach Jose "Cheo" Cruz. His big league career spanned 18 seasons and included stints with St. Louis (1971-74), Houston (1975-1987) and the New York Yankees (1988).

The former outfielder has been involved with all nine of Houston's postseason appearances, three as a player (1980, '81 and '86) and six as a coach (1997 '99, 01, 04-05). Cruz made the first three trips into postseason play with the Astros as a player, including hitting .400 (6x15) in the dramatic five-game series against Philadelphia in the 1980 NLCS. He represented the Astros in the All-Star Game in 1980 at Los Angeles and 1985 at Minnesota.

Cruz had played in more games than any other player in the history of the Houston franchise (1,870) before being passed by Craig Biggio in 2001. Cruz is now in third place in club history in games played, behind Biggio and Jeff Bagwell. In 2000, Cruz witnessed Biggio surpass many of his other long-standing franchise records, including at-bats, hits and total bases. Cruz's 80 trips remains the franchise record.


His uniform number was retired by the club along with former teammate Mike Scott's number 33 in 1992. They were the third and fourth numbers retired by the team. In 1999, Cruz was selected by a panel of experts as one of three outfielders on the franchise's All-Astrodome team. In 2003, he was inducted into the Texas Baseball Hall of Fame.



After his playing career he spent time managing in the Texas-Louisiana League and the Puerto Rican Winter League. Cruz was one of three Houston coaches who was forced to take a leave of absence from the team during the 1999 season. He returned to the field on June 14 after missing 34 games because of an irregular heartbeat

He and his wife, Zoraida, make their home in Houston. They have four children: Jose Javier, Jose Cheito, Shakira, and Jose Enrique.

His son, Jose Jr., was the first-round selection (third player overall) of the Seattle Mariners in the 1995 June free agent draft. Jose Jr. graduated from Bellaire (TX) High School and attended Rice University. He led Bellaire to the number one national ranking by USA Today and was a finalist for the Golden Spikes Award at Rice. Jose Enrique, also a former Rice and Bellaire HS standout, helped the Owls to the 2003 College World Series title.



2009 COACHING STAFF

CRUZ AS A PLAYER

YEAR	CLUB	AVG.	G	AB	R	H	2B	3B	HR	RBI	BB	SO	SB
1967	St. Petersburg	.278	78	205	33	57	8	9	1	20	36	28	6
1968	Modesto	.286	133	504	101	144	24	10	13	53	53	79	17
1969	Arkansas	.273	102	400	56	109	18	9	6	49	30	54	4
1970	Arkansas	.300	133	493	89	148	*29	7	21	90	73	60	11
	ST. LOUIS	.353	6	17	2	6	1	0	0	1	4	0	0
1971	Tulsa	.327	67	254	56	83	15	7	15	49	46	41	5
	ST. LOUIS	.274	83	292	46	80	13	2	9	27	49	35	6
1972	ST. LOUIS	.235	117	332	33	78	14	4	2	23	36	54	9
1973	ST. LOUIS	.227	132	406	51	92	22	5	10	57	51	66	10
1974	ST. LOUIS	.261	107	161	24	42	4	3	5	20	20	27	4
1975	HOUSTON	.257	120	315	44	81	15	2	9	49	52	44	6
1976	HOUSTON	.303	133	439	49	133	21	5	4	61	53	46	28
1977	HOUSTON	.299	157	579	87	173	31	10	17	87	69	67	44
1978	HOUSTON	.315	153	565	79	178	34	9	10	83	57	57	37
1979	HOUSTON	.289	157	558	73	161	33	7	9	72	72	66	36
1980	HOUSTON	.302	160	612	79	185	29	7	11	91	60	66	36
1981	HOUSTON	.267	107	409	53	109	16	5	13	55	25	49	5
1982	HOUSTON	.275	155	570	62	157	27	2	9	68	60	67	21
1983	HOUSTON	.318	160	594	85	+189	28	8	14	92	65	86	30
1984	HOUSTON	.312	160	600	96	187	28	13	12	95	73	68	22
1985	HOUSTON	.300	141	544	69	163	34	4	9	79	43	74	16
1986	HOUSTON	.278	141	479	48	133	22	4	10	72	55	86	3
1987	HOUSTON	.241	126	365	47	88	17	4	11	38	36	65	4
1988	NEW YORK (AL)	.200	38	80	9	16	2	0	1	7	8	8	0
MINOR LEAGUE TOTALS		.291	513	1856	335	541	94	42	56	261	238	252	43
HOUSTON TOTALS		.292	1870	6629	870	1937	335	80	87	942	730	841	288
MAJOR LEAGUE TOTALS		.284	2353	7917	1036	2251	391	94	165	1077	898	1031	317



MARK BAILEY

Bats/Throws: Switch/Right
Height/Weight: 6-5/195
Born: 11/4/61 in Springfield, MO
Resides: Fulshear, TX
Opening Day Age: 47

BULLPEN COACH

Former Astros catcher Mark Bailey will enter his eighth season as the club's bullpen coach in 2009. He assumed his current duties on May 15, 2002, when Tony Pena left the staff to become the manager of the Kansas City Royals. Bailey will also begin his 11th season as a coach in the Astros organization.

Bailey was Double A Round Rock's hitting coach before joining the Astros. Under his guidance, the Express led the Texas League in team batting and home runs in both 2000 and 2001. Express players also finished in the top four in nine individual offensive categories.

Bailey previously spent three-plus seasons as a coach at the Class A level with the Astros. He was a coach at Kissimmee in 1998 when the Class A Cobras established club records in home runs (96), RBI (611), doubles (221), and slugging percentage (.394).

Bailey played for the Astros from 1984-88 and was part of the NL Western Division championship team in 1986. His best season came in 1985 for the Astros, playing in 114 games and batting .265 with 10 homers and 45 RBI. He finished his big league career with the San Francisco Giants in 1990 and 1992 before going into private business. He batted .220 with 24 homers and 101 RBI in 340 Major League games.

Drafted by Houston in the sixth round of the 1982 free agent draft out of Southwest Missouri State, Bailey was originally a first/third baseman, but switched to catcher in the minors. At SMS, he was a three-year letterman in both baseball and basketball. He was a two-time Division II All-American and set career records with 146 RBI and 16 game-winning RBI.

Mark and his wife, Mary Pat, have an eight-year-old son, John Patrick.



BAILEY AS A PLAYER

YEAR	CLUB	AVG.	G	AB	R	H	2B	3B	HR	RBI	BB	SO	SB
1982	Auburn	.300	65	230	46	69	10	1	11	40	43	40	6
1983	Asheville	.263	122	410	68	108	23	1	19	62	84	87	5
1984	Columbus	.283	17	53	5	15	3	2	0	9	11	12	0
	HOUSTON	.212	108	344	38	73	16	1	9	34	53	71	0
1985	HOUSTON	.265	114	332	47	88	14	0	10	45	67	70	0
1986	Tucson	.341	25	123	22	42	8	1	1	19	18	22	1
	HOUSTON	.176	57	153	9	27	5	0	4	15	28	45	1
1987	Tucson	.138	11	29	1	4	0	0	0	2	4	10	0
	HOUSTON	.203	35	64	5	13	1	0	0	3	10	21	1
1988	HOUSTON	.130	8	23	1	3	0	0	0	0	5	6	0
	Tucson	.171	37	111	6	19	7	1	0	3	15	24	1
	Indianapolis	.235	20	51	10	12	2	0	2	6	17	13	0
1989	Tidewater	.242	72	190	17	46	7	1	2	25	35	35	0
1990	Phoenix	.223	57	175	19	39	4	0	7	28	28	31	2
	SAN FRANCISCO	.143	5	7	1	1	0	0	1	3	0	2	0
1991	Phoenix	.301	63	186	33	56	16	1	6	36	30	39	1
1992	Phoenix	.310	35	87	15	27	4	0	6	23	20	19	0
	SAN FRANCISCO	.154	13	26	0	4	1	0	0	1	3	7	0
1994	Beaumont	.300	66	213	27	64	15	0	5	36	46	26	1
1995	Abilene	.287	82	265	41	76	22	0	9	53	56	41	2
MINOR LEAGUE TOTALS		.272	682	2123	310	577	121	8	68	348	409	399	19
MAJOR LEAGUE TOTALS		.220	340	949	101	209	37	1	24	101	166	222	2



DEWEY ROBINSON 75

Bats/Throws: Right/Right
Height, Weight: 6-0/180
Born: 4/28/55 in Evanston, IL
Opening Day Age: 53

PITCHING COACH


2009 COACHING STAFF

The 2009 season will mark Dewey Robinson's 13th season in the Astros organization and his second as the pitching coach at the Major League level. Robinson has spent the previous two years as the club's director of pitching development, working closely with Nolan Ryan in the coordination and oversight of the Astros pitching development program at all levels. Robinson also had professional and amateur scouting responsibility, including the evaluation of draft-eligible pitchers.

The Astros Player Development Man of the Year in 1998, Robinson joined the Houston organization in 1997 after 10 seasons in the White Sox system. He served two seasons as the White Sox bullpen coach from 1993-94 and was also the pitching coach at Class A Peninsula of the Carolina League in 1987 and Class A Tampa in 1988. Robinson also served the White Sox as a minor league pitching coordinator.


Robinson coached collegiately at Northwestern (1982-83) and Missouri (1984-86) after finishing his pro career in 1982. He compiled a 2-2 record with a 4.08 ERA in 30 Major League games with the White Sox from 1979-81. Robinson holds a bachelor of science degree in finance from Southern Illinois University at Carbondale.

Robinson and his wife, Cindy, have two sons, Brett and Greg. Brett pitched for the Astros Short-Season Class A affiliate at Tri-City in 2007 after being drafted in the 27th round in June.



ROBINSON AS A PLAYER

YEAR	CLUB	W-L	ERA	G	GS	CG	SHO	SV	IP	H	R	ER	HR	HB	BB	SO	WP
1977	Appleton (A)	0-4	2.40	10	0	0	N/A	4	15	10	5	4	N/A	N/A	7	19	N/A
	Knoxville (AA)	0-3	5.57	10	1	0	N/A	1	21	23	14	13	N/A	N/A	11	23	N/A
1978	Appleton (A)	10-3	1.72	50	0	0	0	17	89	55	22	17	7	N/A	40	121	7
1979	Iowa (AAA)	13-7	2.93	49	0	0	0	9	86	69	32	28	10	N/A	43	76	2
	CHICAGO (AL)	0-1	6.43	11	0	0	0	0	14.1	11	12	10	1	N/A	9	5	0
1980	Iowa (AAA)	5-5	2.84	40	0	0	0	15	73	60	26	23	8	N/A	30	58	2
	CHICAGO (AL)	1-1	3.09	15	0	0	0	0	35	26	13	12	2	N/A	16	28	0
1981	Edmonton (AAA)	1-4	4.50	25	0	0	0	10	46	48	24	23	7	N/A	14	37	2
	CHICAGO (AL)	1-0	4.50	4	0	0	0	0	4	5	2	2	1	N/A	3	2	0
1982	Portland	1-2	5.06	21	1	0	0	2	48	52	32	27	7	N/A	29	41	1
MINOR LEAGUE TOTALS		29-26	2.95	184	1	0	0	56	330	265	123	108	32	N/A	145	334	14
MAJOR LEAGUE TOTALS		2-2	4.05	30	0	0	0	0	53.1	42	27	24	4	N/A	28	35	0



ED ROMERO

16

Bats/Throws: Right/Right

Height/Weight: 5-11/180

Born: 12/9/57 in Santurce, PR

Opening Day Age: 51

BENCH COACH

The 2009 season will be Ed Romero's first as the Astros bench coach. He was named to Cecil Cooper's staff on Oct. 3, 2007, and served as third base coach during the 2008 season.

Romero spent three seasons with the Florida Marlins (2005-07) as the organization's roving infield coordinator. Before his tenure with the Marlins, Romero spent eight years as a minor league manager and instructor with the Milwaukee Brewers organization, including stints as a manager for Double A El Paso (1998), Double A Huntsville (2001), and Triple A Indianapolis (2002). He led Huntsville to the Southern League co-championship in 2001. Romero spent five of those eight years with Milwaukee as its minor league infield coordinator (1997, 1999, 2000, 2003-04).

Romero's 17-year coaching career also featured a six-season tenure with the San Diego Padres, including five seasons as a Class A manager and one as an infield coordinator (1991). He also managed seven seasons in the Puerto Rican Winter League (1994, 1996-98, 2000, 2003, and 2004).

In 730 career Major League games from 1977-90, Romero hit .247 (473x1912) with eight home runs and 155 RBI. He played in the Majors for four clubs: Milwaukee (1977-85, '89), Boston (1986-89), Atlanta (1989), and Detroit (1990). A native of San Juan, Puerto Rico, Romero played in four American League Championship Series, with Milwaukee in 1981 and 1982 and for Boston in 1986 and 1988. He also played in the World Series for the Brewers in 1982 and for the Red Sox in 1985.



ROMERO AS A PLAYER

YEAR	CLUB	AVG.	G	AB	R	H	2B	3B	HR	RBI	BB	SO	SB
1976	Burlington (A)	.219	129	462	58	101	23	1	1	32	57	37	7
1977	Holyoke (AA)	.258	121	457	63	118	19	6	1	38	37	27	1
	MILWAUKEE	.280	10	25	4	7	1	0	0	2	4	3	0
1978	Spokane (AAA)	.280	129	440	73	123	27	2	4	52	43	34	5
1979	Vancouver (AAA)	.260	139	515	65	134	26	6	0	39	52	47	9
1980	Vancouver (AAA)	.273	50	172	19	47	7	1	0	16	16	15	4
	MILWAUKEE	.260	42	104	20	27	7	0	1	10	9	11	2
1981	MILWAUKEE	.198	44	91	6	18	3	0	1	10	4	9	0
1982	MILWAUKEE	.250	52	144	18	36	8	0	1	7	8	16	0
1983	MILWAUKEE	.317	59	145	17	46	7	0	1	18	8	8	1
1984	MILWAUKEE	.252	116	357	36	90	12	0	1	31	29	25	3
1985	MILWAUKEE	.251	88	251	24	63	11	1	0	21	26	20	1
1986	BOSTON	.210	100	233	41	49	11	0	2	23	18	16	2
1987	BOSTON	.272	88	235	23	64	5	0	0	14	18	22	0
1988	BOSTON	.240	31	75	3	18	3	0	0	5	3	8	0
1989	BOSTON	.212	46	113	14	24	4	0	0	6	7	7	0
	ATLANTA	.263	7	19	1	5	1	0	1	1	0	0	0
	MILWAUKEE	.200	15	50	3	10	3	0	0	3	0	10	0
1990	DETROIT	.229	32	70	8	16	3	0	0	4	6	4	0
1991	Las Vegas (AAA)	.284	28	74	16	21	4	0	1	14	13	9	1
MINOR LEAGUE TOTALS:		.257	596	2120	294	544	106	16	7	191	124	105	19
MAJOR LEAGUE TOTALS:		.247	730	1912	218	473	79	1	8	155	140	159	9




NATHAN LUCERO

HEAD

ATHLETIC TRAINER

Nathan Lucero begins his 17th year with the Astros organization in 2009 and his first as the head athletic trainer. He served the previous two seasons as a Major League strength and conditioning coach. From 2002-06, he served as the club's minor league strength and conditioning coordinator. Before assuming that role, he spent two seasons as an athletic trainer with Round Rock (2000-01) and earned Texas League Trainer of the Year honors in 2000. Before joining Round Rock, he worked for the GCL Astros (1993-94), Quad City (1995-97), Kissimmee (1998), and Jackson (1999).

Nathan is a 1993 graduate of New Mexico State University and is married to Janet Lucero. They have two daughters, Isabella Feliz (7) and Sophia Rose (4).



REX JONES

ASSISTANT

ATHLETIC TRAINER

Rex Jones, 54, has spent his entire athletic training career in the Astros organization. He earned his call to the big leagues 16 seasons ago after spending 16 years in the club's minor league system. From 1988-93, he was the organization's Director of Minor League Athletic Trainers.

Jones started his career in 1978 with the Class A Daytona Beach club, while working toward a bachelor's degree in physical education from Missouri State University. He was head trainer for the Double A Columbus Astros from 1979-82 before being promoted to the Triple A Tucson Toros in 1983.

Jones earned his master's degree from Central Missouri State. He is a certified member of the National Athletic Trainers Association and is licensed as an athletic trainer in the state of Texas. Additionally, Jones is a member of the Southwest Athletic Trainers Association, and the Greater Houston Athletic Trainers Society. In 2004, he served as a trainer for the National League All-Star team at the event held at Minute Maid Park.

He and his wife, Annie, have three children, Megan, Laura and Jeremiah



DR. GENE COLEMAN

STRENGTH AND

CONDITIONING COACH

Dr. Gene Coleman begins his 31st season with the Astros as the team's strength and conditioning coach and is responsible for the club's in-season and off season training programs. In 2007, he was named the first recipient of The Nolan Ryan Award - the professional baseball strength and conditioning coach of the year award. He also received the Fred Hartman Award from the Houston chapter of the BBWAA for long and meritorious service.

Coleman received his undergraduate HPER degree from Lamar University, his master's degree from the University of Oklahoma and his doctorate from the University of Texas at Austin.

He and his wife, Barbara, have two children, son Jarrett Coleman and daughter Ashlyn Tankersley. They also have four grandchildren -- grandsons Brett (8) and Pearce (6), who are sons of Jarrett, and granddaughter Catelyn (6) and grandson Cole (2), who are Ashlyn's children.



STRECH SUBA

BULLPEN ASSISTANT

Strech Suba begins his 33rd year with the Astros organization as their Bullpen Assistant. Suba played for the Sarasota Astros in 1977 before assuming his present duties during the 1978 campaign. He is a graduate of Houston Smiley High and Oklahoma Christian College.

Strech and his wife, Mary Lou, live in Laguna Niguel, Calif., during the off-season.

JAVIER BRACAMONTE

Javier Bracamonte enters his ninth season as the Astros bullpen catcher. He joined the organization in 2001 after five years of giving private baseball lessons. Bracamonte has thrown batting practice during the Home Run Derby portion of three All-Star Games.

A former shortstop and second baseman, Bracamonte played at the New York Yankees' Venezuelan Academy from 1988-90 and was the third Venezuelan to become a professional baseball player after serving as a bat boy.

Born in Caracas, Venezuela on Nov. 11, 1969, he now resides in Houston, Texas with his daughter, Jaelyn (2), and son, Gustavo (22).

ROHAN BAICHU

Rohan Baichu begins his sixth season with the Houston Astros in 2009 as the club's massage therapist. A former competitive track runner, he previously spent five seasons with the New York Yankees from 1998-2002. Rohan also spent six years as a personal trainer (1993-98).

Rohan attended both Colorado Northwestern Community College and the City University of New York. He is a native of Guayana and resides in New York City. Rohan has two daughters, Indira and Priya.

JIM SUMMERS

Jim Summers is in his ninth season as the video coordinator for the Houston Astros. Jim previously worked for Home Sports Entertainment as a computer graphics operator and then as part of the traveling television crew for ESPN Houston.

Jim lives in Houston and attended the University of Houston. He is a disabled veteran who served in the United States Army. Jim has three daughters: Alexys, Peyton, and Elizabeth.

YOSHITAKA ONO

Yoshitaka Ono is in his second season with the Houston Astros, serving as the interpreter for Astros infielder Kazuo Matsui. He previously worked in Spring Training of 2006 for the Tampa Bay Devil Rays, and he spent the last two seasons with the Colorado Rockies (2006-07) in a similar capacity.

A competitive tennis player in college, Yoshitaka attended St. Thomas University in Miami and graduated with a degree in International Business. He is a native of Ibaraki, Japan.

KATSUMI OKA

Katsumi Oka is in his second season as a massage therapist for the Houston Astros. He has spent the last 11 years as the director of the Ichigaya Branch of the Miyagawa Bonesetter's Office in Hyogo, Japan. Before taking over as the director, he spent 10 years with the Office as a certified professional therapist.

Katsumi is a graduate of the Meiji School of Oriental Medicine in Osaka, Japan, and he is a native of Hyogo, Japan.

2009 HOUSTON ASTROS





ALBERTO ARIAS

50

Bats/Throws: Right/Right

Height/Weight: 5-11/155

Born: 10/14/83 in Santo Domingo, DR

Resides: Santo Domingo, DR

Opening Day Age: 25

ML Service: 0.070

Contract Status: Signed through 2009

Acquired: Claimed off waivers from Colorado on July 31, 2008.

RHP

CAREER HIGHLIGHTS

- ★ Made his first 220 professional appearances in the Colorado organization before being claimed off waivers by Houston on July 31, 2008.
- ★ Won his first Major League start on Sept. 8, 2008 vs. PIT by tossing 5.0 scoreless innings and striking out a career high six batters.
- ★ Tossed a career-high 11.2 consecutive scoreless innings, spanning six appearances (one start) from May 26-Sept. 8, 2008.
- ★ Made his Major League debut on May 1, 2007 at SF and earned the win after tossing 3.2 scoreless innings for the Rockies. . .became the eighth Rockies pitcher to earn a victory in his ML debut.
- ★ The Dominican native signed with Colorado as a 16-year-old in 2000. . .after two years pitching in the Dominican Summer League (2001-02), he spent a year each at Rookie level (2003), Low Class A (2004), High Class A (2005), Double A (2006) and 2007 at Triple A. . . he owns a 33-30 record with a 3.97 ERA over 210 minor league games throughout his career.

2008: Went 1-1 with a 4.15 ERA (10ER/21.2IP) in 15 appearances (two starts) with Houston and Colorado. . .made three appearances (two starts) with Houston and went 1-1 with a 6.75 ERA (6ER/8IP). . .made eight appearances (three starts) for Triple A Round Rock and went 1-0 with a 1.52 ERA (4ER/23.2IP). . .won his Astros debut on Sept. 8 vs. PIT. . .tossed 5.0 scoreless innings, allowing two hits and three walks. . .marked his second Major League decision (both wins). . .posted career highs on Sept. 8 in innings pitched (5.0) and strikeouts (6). . .became the first Astro to record six-or-more strikeouts in their first Major League start since Wandy Rodriguez recorded six strikeouts in his MLB debut on May 23, 2005 at CHI (NL). . .also became the first Astro to pitch 5.0-or-more scoreless innings in their first Major League start since Chris Sampson tossed 7.0 scoreless innings against the Cubs on June 7, 2006. . .suffered the first loss of his Major League career on Sept. 18 at FLA. . .went 2.2 innings, allowing two runs on five hits and three walks (ties career high). . .appeared in 12 games for the Rockies in 2008, posting a 2.63 ERA (4ER/13.2IP) from May 7-June 2. . .pitched in 30 games in relief for Triple A Colorado Springs and went 3-4 with a 4.73 ERA (24ER/45.2IP) and 41 strikeouts in 45.2 innings pitched.

2007: Made his Major League debut for Colorado on May 1, and appeared in six games for the Rockies, all in relief. . .went 1-0 with a 4.91 ERA (4ER/7.1IP) in those outings. . .had his contract purchased from Triple A Colorado Springs on April 29 and made his debut on May 1, earning the victory after tossing 3.2 shutout innings, while allowing just one hit. . .became just the eighth Rockies pitcher to win his ML debut, just the third pitcher to do so in relief (also Ryan Speier 4/4/05 vs. SD and Marcus Moore 7/9/93 at STL). . .combined to toss 4.0 scoreless innings over his first two outings, but then allowed one run in each of his next four games and was optioned to Triple A on May 14. . .overall with the Sky Sox, Anas went 2-2 with a 3.76 ERA (11ER/26.1IP) in 20 games (three starts) in his first career season at the Triple A level. . .was placed on the Disabled List from June 5-Aug. 18 with right shoulder inflammation and was released from the roster on Aug. 27. . .signed a minor league contract with the Rockies on Sept. 21.

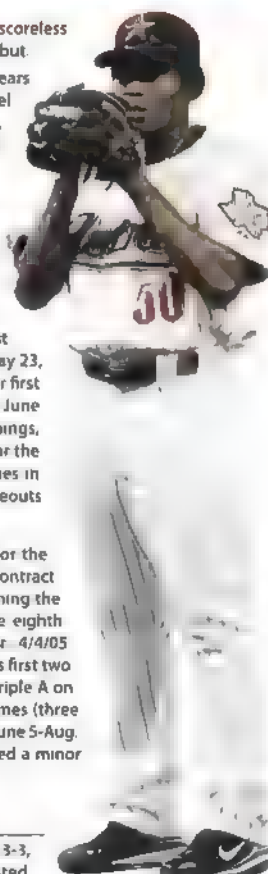
MINOR LEAGUES:

2006: Made his Double A debut, going 8-6, 4.35 in 49 games (nine starts) for Tulsa. . .went 3-3, 5.26 (39.1IP/23ER) in nine starts and 5-3, 3.86 (31ER/72.1IP) in 40 relief appearances. . .posted

10 YEARS
Astros NOTES
10

★ Signed as a 16-year-old minor league free agent by Colorado on June 27, 2000. . .signed by Rockies scout Rolando Abreu. . .

1) Has two seasons on a Major League roster. . .has one option year remaining. . .



2009 HOUSTON ASTROS



a 3.40 ERA (19ER/51.0IP) over first 24 contests...participated in Rockies instructional league after the season...also pitched for Lucey in Dominican Winter League, going 1-1 with a 2.51 ERA (4ER/14.1IP) and one save in 11 relief outings...opponents hit just .222 (12x54) **2005**. Went 3-1, 3.60 (24ER/60.0IP) with two saves in 30 relief appearances for Modesto, his High Class A debut...had a pair of lengthy scoreless stretches, 18.2 innings over seven games from June 3-July 6, and 16.2 scoreless frames over final five regular season outings from Aug. 18-Sept. 4...went 3-1, 3.60 (24ER/60.0IP) in his 30 relief outings and 1-3, 5.87 (20ER/30.2IP) over seven starts...tossed 3.0 shutout relief innings with four strikeouts in the playoffs **2004**. Led the South Atlantic League and tied for the overall minor league lead with four complete games...went 8-9, with a 5.00 ERA in 26 games (24 starts) at Asheville... allowed 23 home runs, second most in circuit...tossed back-to-back complete games, April 27-May 3 **2003**: Ranked 10th among Pioneer League qualifiers with a 3.58 ERA. **2002**: Spent his second consecutive season with Rockies DSL squad...posted 1-1 record with an 0.48 ERA (2ER/37.1IP) in 31 games. **2001**: Made his pro debut at age 17 with the Rockies in the Dominican Summer League...logged a 2-0 record with 2.73 ERA (8ER/26.1IP) and 23 strikeouts in six games (three starts).

ALBERTO A. ARIAS

YEAR	CLUB	W-L	ERA	G	GS	CG	SHO	SV	IP	H	R	ER	HR	HB	BB	SO	WP	BK
2001	Colorado (DSL)	2-0	2.73	6	3	0	0	0	26.1	21	13	8	1	4	8	23	3	1
2002	Colorado (DSL)	1-1	0.48	31	0	0	0	17	37.1	24	8	2	0	3	11	27	4	0
2003	Casper (R)	4-4	3.58	13	13	1	0	0	73.0	69	45	29	4	3	23	64	5	1
2004	Asheville (A)	8-9	5.00	26	24	4	1	1	135.0	153	86	75	23	3	36	83	6	2
2005	Modesto (A)	4-4	4.37	37	7	0	0	2	90.2	99	48	44	4	6	25	53	6	0
2006	Tulsa (AA)	8-6	4.35	49	9	0	0	0	111.2	102	59	54	15	10	45	83	11	2
2007	Colorado Springs (AAA)	2-2	3.76	10	3	0	0	0	26.1	32	12	11	1	0	8	15	1	0
	COLORADO	1-0	4.91	6	0	0	0	0	7.1	8	4	4	1	0	5	3	0	0
2008	Colorado Springs (AAA)	3-4	4.73	30	0	0	0	0	45.2	50	25	24	3	4	16	41	2	0
	COLORADO	0-0	2.63	12	0	0	0	0	13.2	12	4	4	1	1	4	5	1	0
	Round Rock (AAA)	1-0	1.52	8	3	0	0	1	23.2	21	4	4	0	1	5	15	1	0
	HOUSTON	1-1	6.75	3	2	0	0	0	8.0	11	6	6	0	1	6	8	0	0
	MINOR LEAGUE TOTALS	33-30	3.97	210	62	5	1	21	569.2	571	300	251	51	34	177	404	39	6
	MAJOR LEAGUE TOTALS	2-1	4.34	21	2	0	0	0	29.0	31	14	14	2	2	15	16	1	0

ARIAS CAREER TRANSACTIONS

- Signed by Colorado as a non-drafted free agent on June 27, 2000.
- Claimed off waivers by Houston from Colorado on July 31, 2008.

ARIAS GAME HIGHS

Longest Winning Streak:	2 -- May 1, 2007 - September 8, 2008
Longest Losing Streak:	1 -- September 18, 2008
Strikeouts:	6 -- September 8, 2008 vs. Pittsburgh
Walks:	3 (3x) -- last, September 18, 2008 at Florida
Innings (Starter):	5.0 -- September 8, 2008 vs. Pittsburgh
Innings (Relief):	3.2 -- May 1, 2007 at San Francisco
Low-Hit Game CG:	none

ARIAS PITCHING BREAKDOWN

2008						Career						2008						Career										
W-L	S	ERA	G	IP	ER	TEAM	W-L	S	ERA	G	IP	ER	TEAM	W-L	S	ERA	G	IP	ER	TEAM	W-L	S	ERA	G	IP	ER	TEAM	
1	1	0	4.15	15	21.2	10	Overall	2	1	0	4.34	21	29.0	14	1	0	0	0	0	0	0	0	0	0	0	0	0	0
0	0	0	0.00	3	2.0	0	Arizona	0	0	0	0.00	3	2.0	0	0	1	0	0	0	0	0	1	0	0	0	0	0	0
0	0	0	0.00	2	2.1	0	Chi. Cubs	0	0	0	0.00	2	2.1	0	0	0	0	0	0	0	0	0	0	0	0	0	0	0
0	0	0	108.00	1	0.1	4	Cincinnati	0	0	0	27.00	3	1.2	5	1	1	0	0	0	0	0	0	0	0	0	0	0	
0	1	0	6.75	1	2.2	2	Florida	0	1	0	6.75	1	2.2	2	0	0	0	0	0	0	0	0	0	0	0	0	0	
0	0	0	0.00	1	1.0	0	L.A. Dodgers	0	0	0	0.00	1	1.0	0	0	0	0	0	0	0	0	0	0	0	0	0	0	
0	0	0	9.00	1	2.0	2	N.Y. Mets	0	0	0	9.00	1	2.0	2	0	0	0	0	0	0	0	0	0	0	0	0	0	
0	0	0	0.00	2	3.1	0	Philadelphia	0	0	0	0.00	2	3.1	0	0	0	0	0	0	0	0	0	0	0	0	0	0	
1	0	0	0.00	1	5.0	0	Pittsburgh	1	0	0	0.00	1	5.0	0	0	0	0	0	0	0	0	0	0	0	0	0	0	
0	0	0	0.00	1	2.0	0	St. Louis	0	0	0	5.40	3	3.1	2	0	0	0	0	0	0	0	0	0	0	0	0	0	
0	0	0	0.00	1	0.1	0	San Diego	0	0	0	0.00	1	0.1	0	0	0	0	0	0	0	0	0	0	0	0	0	0	
0	0	0	27.00	1	0.2	2	San Francisco	1	0	0	5.06	3	5.1	3	0	0	0	0	0	0	0	0	0	0	0	0	0	
0	0	0	2.84	11	12.2	4	May	1	0	0	3.60	17	20.0	8	0	0	0	0	0	0	0	0	0	0	0	0	0	
0	0	0	0.00	1	1.0	0	June	0	0	0	0.00	1	1.0	0	0	0	0	0	0	0	0	0	0	0	0	0	0	
1	1	0	6.75	3	8.0	6	September	1	1	0	6.75	3	8.0	6	0	0	0	0	0	0	0	0	0	0	0	0	0	

2009 HOUSTON ASTROS

ARIAS CAREER PITCHING BREAKDOWN BY BALLPARK

BALLPARK	W-L-S	ERA	G	IP	ER	BALLPARK	W-L-S	ERA	G	IP	ER
AT&T Park	1-0-0	0.00	1	3.2	0	Dolphin Stadium	0-1-0	6.75	1	2.2	2
Busch Stadium	0-0-0	13.50	2	1.1	2	Great American	0-0-0	6.75	2	1.1	1
Chase Field	0-0-0	0.00	3	2.0	0	Minute Maid Park	1-0-0	6.75	2	5.1	4
Citizens Bank Park	0-0-0	0.00	2	3.1	0	PETCO Park	0-0-0	0.00	1	0.1	0
Coors Field	0-0-0	7.94	4	5.2	5	Wrigley Field	0-0-0	0.00	2	2.1	0
Dodger Stadium	0-0-0	0.00	1	1.0	0						

ARIAS CAREER FIELDING

YEAR	POSITION	PCT.	G	PO	A	E	TC	DP
2007	Pitcher	.1000	6	0	1	0	1	0
2008	Pitcher	.750	15	2	1	1	4	0
TOTALS	Pitcher	.800	21	2	2	1	5	1

ARIAS MAJOR LEAGUE BATTING

YEAR	CLUB	AVG	G	AB	R	H	2B	3B	HR	RBI	SH	SF	HB	BB	SO	SB	CS	E
2007	Colorado	.000	6	2	0	0	0	0	0	0	0	0	0	0	2	0	0	0
2008	Colorado	.000	12	1	0	0	0	0	0	0	0	0	0	0	0	0	0	0
	Houston	.000	3	2	0	0	0	0	0	0	0	0	0	0	2	0	0	1
TOTAL		.000	21	5	0	0	0	0	0	0	0	0	0	0	4	0	0	1



BACKE

BRANDON BACKE

41

Bats, Throws: Right/Right

Height, Weight: 6-0/195

Born: 4/5/78 in Galveston, TX

Resides: League City, TX

Opening Day Age: 31

ML Service: 5.088

Contract Status: Signed through 2009

Acquired: From Tampa Bay in exchange for Geoff Blum on Dec. 14, 2003.

RHP

CAREER HIGHLIGHTS

- ★ Right-hander is 29-27 in 78 career starts (all with Houston) with a 5.02 ERA (240ER/430.2IP)...is 30-28 overall, since joining the Astros.
- ★ Set single season career highs in games started (31), innings pitched (166.2) and strikeouts (127) in 2008; tied his career high in quality starts (11)...recorded a career-high nine strikeouts on May 8, 2008 vs. WSH...recorded his lowest ERA (3.45, 11ER/28.2IP) for a single calendar month in his career during July of 2008 (min. five starts).
- ★ Is 19-10 with a 4.33 ERA (108ER/224.1IP) in 49 career games (35 starts) at Minute Maid Park...winning percentage at Minute Maid Park of .655 (19-10) ranks as the stadium's fourth-highest among pitchers with a minimum of 25 decisions at the park... trails only Roy Oswalt (.766, 72-22), Roger Clemens (.688, 22-10) and Wade Miller (.667, 30-15) in that category.
- ★ Is 19-11 with a 4.49 ERA (124ER/248.1IP) in 64 career home games (35 starts)...won his first seven career decisions as a starter at home before a loss on June 25, 2005 vs. TEX...the Astros won his first nine home starts, from Aug. 21, 2004 to May 31, 2005 and were 14-4 in his first 18 career MMP starts.
- ★ The Astros are 41-36-1 (.532) in games started by Backe, dating back to his first career start on Aug. 21, 2004 vs. the Cubs.

10 YEARS Astros NOTES 10 YEARS

- ★ Was a standout outfielder/pitcher and quarterback at Ball High School in Galveston, Texas...drafted out of Galveston Community College by Tampa Bay in the 19th round of the June 1998 draft...signed by Rays' scout Doug Gassaway.
- ★ Established the Brandon Backe Foundation in 2005 to raise funds and awareness for the children in the Houston area in Galveston.
- ★ Backe threw seven innings of the top game of a doubleheader by his performance in the postseason...in Game 4 of the Texas World Series, he threw 7.0 shutout innings against the White Sox, allowing two hits and striking out seven while walking none.
- ★ One year earlier, he allowed only one run in two shutout innings in Game 5 of the 2004 NLCS, a game the Astros won on a Jeff Kent homer in the bottom of the ninth.
- ★ He threw his last career start on May 11, 2009 vs. San Francisco...the game marked Houston's 10th appearance on ESPN's Sunday Night Baseball.
- ★ Signed a one-year contract by Houston on Jan. 26, 2009...through the 2009 season on Jan. 26, 2009...is eligible for free agency following the 2009 season.

2009 HOUSTON ASTROS



- ★ In seven career postseason games (six starts), he is 1-0 with a 2.95 ERA (12ER/36 2IP)...has thrown 7.0 or more shutout innings as a starter in two playoff games...tossed 7.0 innings and a lowered five hits and no runs in Game 4 of the 2005 World Series...threw 8.0 shutout innings and allowed one hit in Game 5 of the 2004 NLCS.
- ★ Struck out five consecutive hitters between the fourth and fifth innings in World Series Game 4, one shy of the Fall Classic record for consecutive strikeouts...retired 11 consecutive hitters from the fourth through the seventh innings before a two-out single (Crede)
- ★ Became the 37th pitcher in MLB history to strike out three batters on nine pitches on April 15, 2004 vs. MIL (eighth inning), tying an MLB record.
- ★ Has four career home runs, including two in 2008...since joining the National League in 2004, Backe is one of nine pitchers with at least four home runs in that same time frame (2004-08). Backe ranks second among MLB pitchers in batting average (.258, 34x132) (min. 125 at-bats).

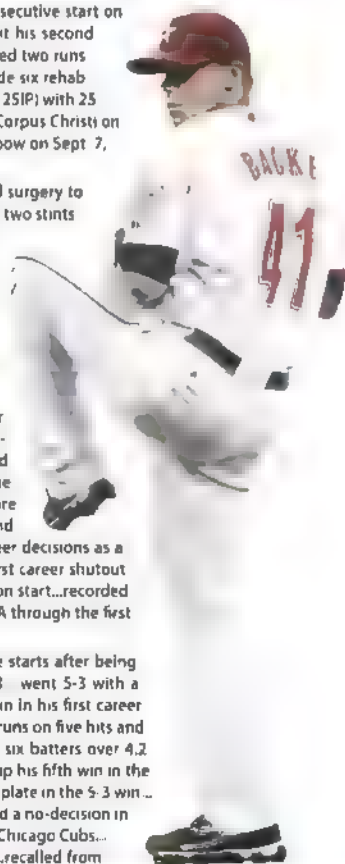
2008 Went 9-14 with a 6.05 ERA (112ER/166.2IP) in 31 starts with Houston in 2008...set single-season career highs in games started (31), innings pitched (166.2) and strikeouts (127); tied his career high in quality starts (17)...ranked second on the club in starts, innings and quality starts, trailing only Roy Oswalt in those categories...struck out a career high nine batters on May 8 vs. WSH...received a loss that game, after allowing four runs on six hits in 6.0 innings...previous career high was eight strikeouts, accomplished three previous times...lost three consecutive decisions from May 30 to June 11, tying his career high...marked the second three-game losing streak of his career and first since June 13-25, 2005...allowed a career-high 11 earned runs twice this season on Aug. 6 at CHI and Aug. 16 vs. ARI...excluding those two starts, went 4-1 with a 3.06 ERA (18ER/53IP) in nine starts between July 8 to Sept. 2...had his best statistical month in July, going 1-2 with a 3.45 ERA (11ER/28 2IP)...marked his lowest ERA for a single month in his career (min. five starts) and was the lowest ERA by an Astros starter during the month...ranked 10th in the National League in strikeouts-per-9.0 innings in July after posting a 9.10 ratio...tossed a season-high 10.2 consecutive scoreless innings over parts of three starts from July 3-13...was one of five Major League pitchers with multiple home runs...hit his first homer on May 3 vs. MIL off of Brewers lefty Manny Parra...the home run was part of a back-to-back home run combination with Michael Bourn...marked the franchise's first back-to-back home run combination involving a pitcher since June 14, 1983 at SF when Bill Doran and Bob Knepper hit consecutive shots...hit his second home run on Aug. 1 vs. NYM off of Pedro Martinez...was the first Astros pitcher with multiple homers in a season since Sean Bergman hit two in 1999...finished the season hitting .277 (13x47) which ranked third among Major League pitchers...ranks as the fourth highest batting average by a pitcher for a single season in franchise history (min. 45 AB)...is the highest average by a pitcher since Mike Hampton hit .311 in 1999 (min. 45 AB).

2007 Went 3-1 with a 3.77 ERA (12ER/28.2IP) in five starts with Houston...won his third consecutive start on Sept. 29 vs. ATL, tying a career high (third time)...hit .400 (4x10) with five runs scored...hit his second career home run on Sept. 29 vs. ATL...recorded his 20th career win on Sept. 16 vs. PIT...allowed two runs in 6.0 innings...received the loss on Sept. 4 at MIL in his first start since Aug. 18, 2006...made six rehab starts with Triple A Round Rock and Double A Corpus Christi...was 3-2 with a 4.32 ERA (12ER, 25IP) with 25 strikeouts in five starts for Round Rock...allowed three runs in 5.0 innings in one game for Corpus Christi on Aug. 2...underwent successful surgery to repair the ulnar collateral ligament on his right elbow on Sept. 7, 2006 and missed 135 games in 2007.

2006 Finished 3-2 with a 3.77 ERA (18ER/43IP) in eight starts in 2006...underwent successful surgery to repair the ulnar collateral ligament (Tommy John surgery) on his right elbow on Sept. 7...had two stints on the Disabled List in 2006...placed on the 15-day DL on April 14 with a right elbow sprain (missed 88 games)...suffered the injury on April 13 at SF, also placed on the DL on Aug. 19 with a right elbow sprain (missed 40 games)...was 1-0 with a 2.25 ERA (2ER/8.0IP) in two starts before his injury...made six starts in between DL appearances and went 2-2 with a 4.11 ERA (16ER/35IP)...was activated from the DL on July 22 and made his first start since April 13...made four rehab starts for Triple A Round Rock...was 1-2 with a 5.31 ERA (12ER/20.1IP) with 13 strikeouts and 13 walks...batted .600 (3x5) with two doubles, two runs scored and three RBI.

2005 Finished 10-8 with a 4.76 ERA (79ER, 149.1IP) in 26 games...including 25 starts...made four appearances in the Astros run to the World Series, including three starts...placed on the 15-day DL on July 25 with a left intercostal strain...activated on Sept. 3...his DL stint encompassed 36 of the club's games...made two rehab starts at Double A Corpus Christi...had a three-game winning streak from May 25-June 8, 2005...led the Majors in walks in June with 25, five more than the 2nd-highest total (Al Leiter - G1 Meche 20)...his 25 walks also marked the second highest total in June in franchise history (Dave Roberts, 26, 1975)...won his first seven career decisions as a starter in home games at Minute Maid Park from Sept. 6, 2004-May 31, 2005...threw his first career shutout on May 15 vs. SF, marking the first time Backe threw more than 7.0 innings in a regular season start...recorded a career best 14 consecutive scoreless innings streak from the third inning on May 10 at FLA through the first inning on May 20 at TEX.

2004 Split the season between Houston and Triple A New Orleans...made nine consecutive starts after being recalled from New Orleans on Aug. 18...made 24 relief appearances from April 11-June 3...went 5-3 with a 4.30 ERA (32ER/67P) in 33 games (nine starts)...made three postseason starts...with the win in his first career postseason start in Game 3 of the NLDS vs. Atlanta...tossing 6.0 innings, while allowing two runs on five hits and five strikeouts...made two NLCS starts vs. St. Louis, but did not record a decision...fanned six batters over 4.2 innings in Game 1 of the NLCS...tossed 8.0 shutout innings in Game 5 of the NLCS...picked up his fifth win in the final game of the season which clinched the NL Wild Card...recorded a two-RBI single at the plate in the 5-3 win...hit his first big league home run on Sept. 6 vs. CIN...a two-run shot off Aaron Harang...earned a no-decision in his first Ma, or League start and tossed a career-high 7.0 scoreless innings on Aug. 21 vs. the Chicago Cubs...at the plate, Backe collected his first Major League hit with a two-RBI single in the second...recalled from



BACKE

2009 HOUSTON ASTROS

Triple A New Orleans on Aug. 18... was 6-5 with a 2.80 ERA (20ER/64.1IP) in 19 appearances for the Zephyrs (nine starts)...recalled from Triple A on April 10 and was optioned to New Orleans on June 3...made his first appearance as an Astro on April 11 at Milwaukee and allowed two runs on two hits in 1.0 inning...recalled from Triple A New Orleans on April 10 to replace injured LHP Andy Pettitte on the roster

2003: Spent the majority of the season with Tampa Bay over a pair of tours... was up from May 16-27 and June 18 through the end of the season...missed being classified as a rookie in 2003 by one day of Major League service...was recalled when John Rocker was optioned and made three appearances (10.38 ERA, 5 ER/4.1IP)...recalled again on June 18 and pitched in 25 games over the remainder of the slate (4.91 ERA, 22ER/40.1IP)...picked up his first big league win and decision Aug. 1 at Kansas City with 4.0 scoreless innings of relief...received his first ML loss (in his 31st career app.) Aug. 23 vs. Cleveland, allowing three runs in 0.1 IP...a converted outfielder, 2003 was just his third season as a pitcher.

2002: Rookie was recalled July 16 from Double A Orlando and appeared in nine games for Tampa Bay...was just his second season as a pitcher...posted a 6.92 ERA (10ER/13IP)...however, seven of his runs allowed came in one outing and 1.1 IP, July 23 (G1) at Fenway...minus that outing, he posted a 2.13 ERA (3ER/12.2IP) over his other eight appearances...made his Major League debut July 19 at TOR entering in the seventh with Tampa Bay down 11-8, tossed two scoreless/hitless innings (two walks)...optioned to Triple A Durham Aug. 31 where he made two appearances for the Bulls in the International League postseason, helping them to the Governor's Cup Championship...began the season in the Orlando Rays rotation...tossed three consecutive complete games highlighted by a 3-0 shutout June 7 at West Tennessee (allowed five hits and no walks)...moved to the bullpen and made six relief appearances before his call-up...pitched for Santurce in the Puerto Rican Winter League.

MINOR LEAGUES:

2001: Went 4-1 with 10 saves and a 3.15 ERA in 47 relief outings for Class A Charleston, Bakersfield (A) and Orlando (AA), striking out 73 in 71.1 Innings pitched...was his first season as a pitcher after spending his first three professional seasons as an outfielder in the Tampa Bay system...was a .235 career hitter with 11 home runs, 49 doubles and 93 RBI in 279 games...made the switch from outfield to pitcher in the 2000 fall instructional league under the direction of minor league pitching instructor Chuck Hernandez...had not pitched regularly since his high school days in Galveston...began the season at Charleston, going 2-1 with a team-leading seven saves and a 2.92 ERA before receiving a promotion to Bakersfield on June 5...pitched to a 1.09 ERA at Bakersfield in 17 outings before receiving a second promotion, this time to Orlando on July 24...pitched in the Arizona Fall League following the season where he tied for second in the league in victories, going 4-2 with a save and a 5.73 ERA in 16 relief appearances for Maryvale...added to Tampa Bay's 40-man roster on Nov. 20...**2000:** Returned to Class A St. Petersburg where he spent most of the season...appeared in four games at Orlando, his highest level as a position player...1999. In his first full professional season, he set career highs as an offensive player in virtually every category at Charleston and St. Petersburg including home runs (10) and RBI (51)...1998. Began his professional career at Rookie Princeton and hit .250 in 27 games...was promoted to Class A Hudson Valley and hit .231 in 11 games.

PERSONAL/MISCELLANEOUS

Single and makes his offseason home in League City, Texas...originally drafted as a second baseman...attended Galveston Community College in Galveston, Texas, where he earned third-team All-America honors in 1998...pitched a total of 26.1 innings for GCC...graduated from Galveston Ball High School in 1996...was a two-time team MVP in baseball and earned all-district honors.

BRANDON ALLEN BACKE

YEAR	CLUB	W-L	ERA	G	GS	CG	SHO	SV	IP	H	R	ER	HR	HB	BB	SO	WP	BK
1998	Princeton (R)	0-0	0.00	1	0	0	0	0	2.0	0	0	0	0	0	2	3	0	0
2001	Charleston (A)	2-1	2.92	16	0	0	0	7	24.2	17	8	8	2	4	7	20	2	0
	Bakersfield (A)	1-0	1.09	17	0	0	0	3	24.2	13	7	3	1	0	8	33	2	0
2002	Orlando (AA)	1-0	5.73	14	0	0	0	0	22.0	20	14	14	1	4	11	20	2	0
	Orlando (AA)	4-6	4.68	20	14	3	1	2	92.1	91	58	48	9	5	37	45	9	0
2003	TAMPA BAY	0-0	6.92	9	0	0	0	0	13.0	15	10	10	3	2	7	6	0	0
	Durham (AAA)	2-1	4.64	16	2	0	0	0	33.0	33	21	17	1	0	13	27	1	1
2004	TAMPA BAY	1-1	5.44	28	0	0	0	0	44.2	40	28	27	6	2	25	36	3	0
	HOUSTON	5-3	4.30	33	9	0	0	0	67.0	75	33	32	10	1	27	54	1	0
2005	New Orleans (AAA)	6-5	2.80	19	9	0	0	0	64.1	57	26	20	7	1	26	74	2	0
	HOUSTON	10-8	4.76	26	25	1	1	0	149.1	151	82	79	19	4	67	97	5	2
2006	Corpus Christi (AA) #	0-1	2.25	2	2	0	0	0	8.0	4	2	2	1	0	1	11	1	0
	HOUSTON	3-2	3.77	8	8	0	0	0	43.0	43	18	18	4	3	18	19	2	0
2007	Round Rock (AAA) #	1-2	5.31	4	4	0	0	0	20.1	23	12	12	5	1	13	13	1	0
	Corpus Christi (AA) #	1-0	5.40	1	1	0	0	0	5.0	5	3	3	1	0	2	4	0	0
2008	Round Rock (AAA) #	3-2	4.32	5	5	0	0	0	25.0	27	12	12	4	0	11	25	0	0
	HOUSTON	3-1	3.77	5	5	0	0	0	28.2	27	13	12	4	2	11	11	0	0
2008	HOUSTON	9-14	6.05	31	31	0	0	0	166.2	202	114	112	36	4	77	127	2	0
MINOR LEAGUE TOTALS		21-18	3.89	115	37	3	1	12	321.1	290	163	139	28	16	131	275	20	1
NL TOTALS		30-28	5.01	103	78	1	1	0	454.2	498	260	253	73	14	200	308	10	2
AL TOTALS		1-1	5.77	37	0	0	0	0	57.2	55	38	37	9	4	32	42	3	0
MAJOR LEAGUE TOTALS		31-29	5.09	140	78	1	1	0	512.1	553	298	290	82	18	232	350	13	2

Rehab assignment

2009 HOUSTON ASTROS



DIVISION SERIES RECORD

YEAR	CLUB/OPP	W-L	ERA	G	GS	CG	SHO	SV	IP	H	R	ER	HR	HB	BB	SO	WP	BK
2004	HOU/ATL	1-0	3.00	1	1	0	0	0	6.0	5	2	2	1	1	2	5	0	0
2005	HOU/ATL	0-0	8.44	2	1	0	0	0	5.1	6	5	5	1	1	3	3	1	0
TOTALS		1-0	5.56	3	2	0	0	0	11.1	11	7	7	2	2	5	8	1	0

LEAGUE CHAMPIONSHIP SERIES RECORD

YEAR	CLUB/OPP	W-L	ERA	G	GS	CG	SHO	SV	IP	H	R	ER	HR	HB	BB	SO	WP	BK
2004	HOU/STL	0-0	2.84	2	2	0	0	0	12.2	6	4	4	1	1	4	10	0	0
2005	HOU/STL	0-0	1.59	1	1	0	0	0	5.2	2	1	1	0	0	3	7	0	0
TOTALS		0-0	2.45	3	3	0	0	0	18.1	8	5	5	1	1	7	17	0	0

WORLD SERIES RECORD

YEAR	CLUB/OPP	W-L	ERA	G	GS	CG	SHO	SV	IP	H	R	ER	HR	HB	BB	SO	WP	BK
2005	HOU/CWS	0-0	0.00	1	1	0	0	0	7.0	5	0	0	0	0	0	7	0	0

BACKE CAREER TRANSACTIONS

- Selected by Tampa Bay in the 18th round of the June 1998 draft.
- Acquired by Houston from Tampa Bay in exchange for Geoff Blum on Dec. 14, 2003.
- Placed on Disabled List, July 28-September 3, 2005 (strained left Intercostal).
- Placed on Disabled List, April 14-July 22, 2006 (right elbow sprain).
- Placed on Disabled List, August 19, 2006-September 1, 2007 (right ulnar collateral sprain). Underwent Tommy John surgery.

BACKE GAME HIGHS

Longest Winning Streak: ...	3 (3x) -- last, September 16-29, 2007
Longest Losing Streak:	3 (2x) -- last, May 30 - June 11, 2008
Strikeouts:	9 -- May 8, 2008 vs. Washington
Walks:	6 (4x) - last, August 6, 2008 at Chicago (NL)
Innings (Starter):	9.0 -- May 15, 2005 vs. San Francisco
Innings (Relief):	4.0 (2x) -- last, August 1, 2003 at Kansas City
Low-Hit Game CG:	4 -- May 15, 2005 vs. San Francisco

BACKE CAREER PITCHING BREAKDOWN

2008				Career				2008				Career										
W-L	ERA	G	IP	ER	TEAM	W-L	ERA	G	IP	ER	TEAM	W-L	ERA	G	IP	ER						
9-14-0	6.05	31	166.2	112	Overall	31-29-0	5.09	140	512.1	290	0-0-0	4.76	1	5.2	3	Baltimore	0-1-0	6.00	6	15.0	10	
2-0-0	5.25	4	24.0	14	Interleague	2-4-0	7.14	8	46.2	37	0-0-0	10.13	1	5.1	6	Boston	0-0-0	11.81	5	10.2	14	
0-1-0	17.47	1	5.2	11	Arizona	0-1-0	13.50	2	10.2	16	Ch. White Sox	0-0-0	4.15	3	4.1	2	Cleveland	0-1-0	4.91	5	7.1	4
0-1-0	54.00	1	1.1	8	Atlanta	2-2-0	8.71	6	20.2	20	Kansas City	1-0-0	3.65	4	12.1	5	LA Angels	0-0-0	20.25	2	1.1	3
0-2-0	8.85	4	20.1	20	Ch. Cubs	2-3-0	6.57	10	49.3	36	N.Y. Yankees	0-0-0	4.82	4	9.1	5	Colorado	1-0-0	2.57	3	7.0	2
1-0-0	2.70	1	6.2	2	Cinc. Reds	4-0-0	3.08	10	38.0	13	Oakland	0-0-0	0.00	2	4.1	0	Florida	1-2-0	4.05	7	20.0	9
0-1-0	6.75	2	6.2	5	Colorado	1-0-0	2.57	3	7.0	2	Seattle	0-0-0	13.50	4	2.2	4	L.A. Dodgers	0-1-0	5.68	2	12.2	8
0-1-0	6.75	1	6.2	5	LA. Dodgers	0-1-0	5.68	2	12.2	8	Tampa Bay	1-0-0	2.70	1	6.2	2	Milwaukee	3-3-0	4.57	10	43.1	22
1-2-0	6.30	4	20.0	14	Milwaukee	3-3-0	4.57	10	43.1	22	Texas	1-0-0	4.26	1	6.1	3	N.Y. Mets	2-2-0	4.88	7	31.1	17
1-0-0	4.15	2	13.0	6	N.Y. Mets	2-2-0	4.88	7	31.1	17	Toronto	0-0-0	6.00	3	6.0	4	Philadelphia	1-1-0	5.65	3	14.1	9
1-1-0	5.23	2	10.1	6	Philadelphia	1-1-0	5.65	3	14.1	9	Home	19-11-0	4.49	64	248.1	124	Pittsburgh	4-2-0	3.09	10	43.2	15
0-1-0	4.00	2	9.0	4	Pittsburgh	4-2-0	3.09	10	43.2	15	Road	12-18-0	5.66	76	264.0	166	St. Louis	2-2-0	5.86	11	35.1	23
0-1-0	7.20	1	5.0	4	St. Louis	2-2-0	5.86	11	35.1	23	Day	8-13-0	6.57	42	148.0	108	San Diego	2-2-0	2.97	5	30.1	10
0-1-0	3.75	2	12.0	5	San Diego	2-2-0	2.97	5	30.1	10	Night	23-16-0	4.50	99	364.1	182	San Francisco	2-1-0	2.39	5	26.1	7
1-1-0	2.77	2	13.0	4	San Francisco	2-1-0	2.39	5	26.1	7	Grass fields	30-28-0	5.07	122	479.0	270	Washington	2-2-0	3.24	4	25.0	9
1-1-0	2.77	2	3.0	4	Washington	2-2-0	3.24	4	25.0	9	1-0-0	2.70	1	6.2	2	Artificial turf	1-1-0	5.40	18	33.1	29	
1-3-0	4.65	6	31.0	16	April	5-4-0	4.63	22	79.2	41	6-9-0	4.76	20	111.2	59	Before A. Star	15-16-0	4.80	75	266.1	142	
3-3-0	4.46	6	36.1	18	May	6-6-0	4.82	29	93.1	50	3-5-0	8.67	11	55.0	53	After All-Star	16-13-0	5.41	65	246.0	148	
1-2-0	6.51	5	27.2	20	June	2-5-0	6.25	13	59.0	41	9-14-0	6.05	31	166.2	112	Starter	29-27-0	5.02	78	430.2	240	
1-2-0	3.45	5	28.2	11	July	3-4-0	4.89	26	81.0	44	Relief	2-2-0	5.51	62	81.2	50	August	7-5-0	4.78	27	101.2	54
3-2-0	7.82	6	35.2	31	August	7-5-0	4.78	27	101.2	54	September	7-5-0	5.63	22	92.2	58	October	1-0-0	3.60	1	5.0	2
0-2-0	19.64	3	7.1	16	September	7-5-0	5.63	22	92.2	58												

2009 HOUSTON ASTROS

BACKE CAREER PITCHING BREAKDOWN BY BALLPARK


BALLPARK	W-L-S	ERA	G	IP	ER	BALLPARK	W-L-S	ERA	G	IP	ER
AT&T Park	0-1-0	5.23	3	10.1	6	Turner Field	0-1-0	11.37	3	6.1	8
Busch Stadium	1-1-0	4.91	2	11.0	6	Wrigley Field	1-2-0	9.13	6	23.2	24
Busch Stadium I	0-1-0	9.42	4	14.1	15	Angel Stadium	0-0-0	81.00	1	0.1	3
Citizens Bank Park	0-1-0	10.29	2	7.0	8	Camden Yards	0-1-0	7.11	5	12.2	10
Coors Field	0-0-0	0.00	2	2.0	0	Fenway Park	0-0-0	27.00	2	2.1	7
Dolphin Stadium	0-1-0	6.23	3	8.2	6	Kauffman Stadium	1-1-0	4.09	3	11.0	5
Great American	1-0-0	4.09	4	11.0	5	McAfee Coliseum	0-0-0	0.00	2	4.1	0
Miller Park	0-2-0	5.40	5	23.1	14	Progressive Field	0-0-0	0.00	3	5.0	0
Minute Maid Park	19-10-0	4.33	49	224.1	108	Rangers Ballpark	1-1-0	5.51	3	16.1	10
Nationals Park	1-0-0	0.00	1	7.0	0	Rogers Centre	0-0-0	6.75	2	2.2	2
PETCO Park	1-1-0	2.13	2	12.2	3	Safeco Field	0-0-0	10.80	3	1.2	2
PNC Park	2-2-0	3.18	6	28.1	10	Tropicana Field	1-1-0	5.28	16	30.2	18
RFK Stadium	0-1-0	6.00	1	6.0	4	J.S. Cellular Field	0-0-0	4.91	2	3.2	2
Shea Stadium	2-1-0	4.24	4	23.1	11	Yankee Stadium	0-0-0	11.57	1	2.1	3

BACKE CAREER FIELDING

YEAR	POSITION	PCT	G	PO	A	E	TC	DP
2002	Pitcher	---	9	0	0	0	0	0
2003	Pitcher	1.000	28	3	3	0	6	1
2004	Pitcher	1.000	33	4	10	0	14	1
2005	Pitcher	1.000	26	8	19	0	27	1
2006	Pitcher	1.000	8	5	9	0	14	1
2007	Pitcher	1.000	5	2	6	0	8	1
2008	Pitcher	.970	31	15	17	1	33	2
TOTALS	Pitcher	.990	140	37	64	1	102	7

BACKE MAJOR LEAGUE BATTING

YEAR	CLUB	AVG	G	AB	R	H	2B	3B	HR	RBI	SH	SF	HB	BB	SO	SB	CS	E
2002	Tampa Bay	---	9	0	0	0	0	0	0	0	0	0	0	0	0	0	0	0
2003	Tampa Bay	---	29	0	1	0	0	0	0	0	0	0	0	0	0	0	0	0
2004	Houston	.313	34	16	3	5	0	0	1	6	3	0	1	1	8	0	0	0
2005	Houston	.222	28	45	5	10	2	2	0	6	5	0	0	3	12	1	0	0
2006	Houston	.143	9	14	0	2	0	0	0	0	0	0	0	1	6	0	0	0
2007	Houston	.400	7	10	5	4	1	0	1	1	0	0	0	1	3	0	0	0
2008	Houston	.277	32	47	8	13	2	0	2	3	5	0	1	3	18	0	0	1
TOTAL		.258	148	132	22	34	5	2	4	16	13	0	2	9	47	1	0	1



LANCE BERKMAN 17

Bats, Throws: Switch/Left
Born: 2/10/76 in Waco, TX
Opening Day Age: 33
Contract Status: Signed through 2010
Acquired: Selected in the first round (16th pick) of the June 1997 draft.

Height, Weight: 6-1/220
Resides: Houston, TX
ML Service: 9.052

IF

CAREER HIGHLIGHTS

- ★ Ranks third in franchise history in home runs (288), RBI (961) and walks (883)...ranks fourth in total bases (2,689) and fifth in hits (1,449) and doubles (328)
- ★ Ranks as the club's all-time leader in slugging (.560) and batting average (.302)...ranks second all-time in career slugging among Texas-born players (Rogers Hornsby, .577) (min. 4,800 AB).
- ★ Leads all switch-hitters in home runs (284) and RBI (946) since 2000.
- ★ A five-time All Star (2001-02, 2004, 2006, 2008), Berkman is one of only two Astros to collect as many as five 30-homer seasons (Jeff Bagwell, 9)...is the second Astro in club history with nine consecutive 20-home run seasons (Jeff Bagwell 12).
- ★ Has six career 100-RBI seasons, trailing only Jeff Bagwell's eight in franchise history...his three consecutive 100-RBI seasons (2006-08) are also the second-most in club history, trailing only Bagwell's six consecutive from 1996-2001.
- ★ Is the fourth switch-hitter in Major League history with as many as seven seasons with 25-or-more home runs...also Chipper Jones (10), Mickey Mantle (10) and Eddie Murray (12).
- ★ Named the Astros Player of the Year in 2008 by the Houston chapter of the BBWAA for the fifth time in his career (also 2001-02, 2004, 2006).
- ★ Selected to the 2008 National League All-Star team as the starting first baseman, marking his fifth appearance in a Midsummer Classic and his first by way of fan voting...also participated in the Home Run Derby and finished with 14 homers, which tied him for third in the competition with Ryan Braun (MIL).
- ★ In 2008, Berkman finished fifth in the National League in the MVP voting and tied for the NL lead with 46 doubles, while hitting a league-leading .345 (49x142) with runners in scoring position...also scored a career-high 114 runs and set a career high with seven home runs as a right-handed hitter.
- ★ Hit his first and only career walk-off home run on Aug. 29, 2008 vs. STL...according to the Elias Sports Bureau, Berkman had hit more home runs (285) than any other player in baseball history without recording a walk-off homer...Alex Rodriguez formerly held that distinction by hitting 275 career homers before his first walk-off homer on July 27, 2002.
- ★ Went 5x5 with four runs scored on May 6, 2008 vs. WSH, setting a new career-high for hits and runs...had four hits the previous game, becoming the first Astro in club history to collect nine hits over a two-game span.
- ★ Named the National League player of the Month for May of 2008 after hitting .471 (49x104) with nine home runs and 22 RBI...scored at least one run in 15 consecutive games from April 26 to May 12, which tied the club record held by Carlos Beltran (Aug. 23-Sept. 7, 2004).

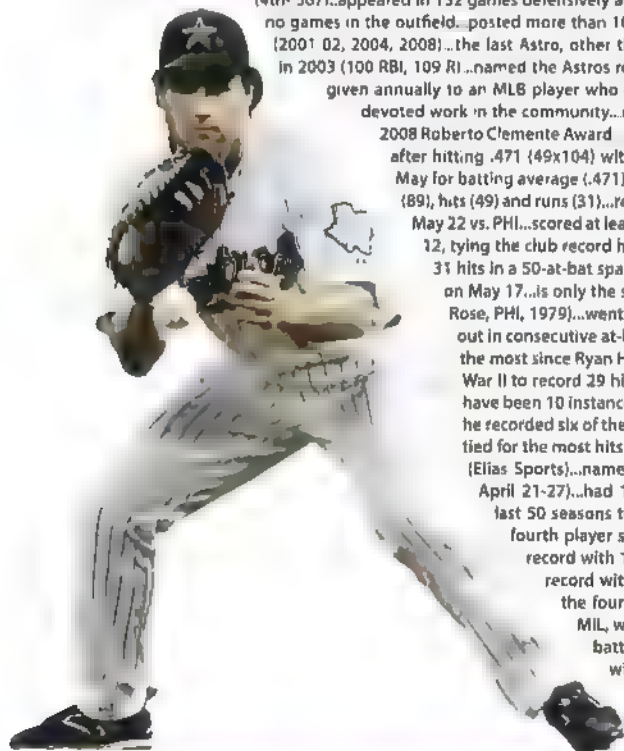
10 YEARS Astros NOTES 10

- ★ A native Texas, Berkman grew up in Austin and graduated from high school in San Marcos...he was drafted by the Astros out of Rice University, where he was an All-American...named by Astros coach, Dale Bratton.
- ★ He's a devoted (and vocal) proponent of the home state, Berkman claims he "doesn't even like to vacation outside the state of Texas."
- ★ His ideal off-season day consists of a Saturday morning hunt (bow-hunting deer), college football (either the University of Texas or Texas A&M) and a long nap.
- ★ Growing up, he learned to switch-hit off a tree trunk from a tree in his backyard.
- ★ Played for Rice University from 1995-97...was named the 1997 National College Player of the Year by the National Collegiate Baseball Writers Association...was also named first team All-America by Collegiate Baseball Magazine, Baseball America and The Sporting News.
- ★ Involved with Berkman's Bunch, an organization that allows him to provide game tickets, promotional items and personal visits to area underprivileged youth...he's featured player for the 2009 Astros Buddies Club.
- ★ Considering his devotion to his home state, it's appropriate that Berkman is the only player to appear in the first 40 games of the Lone Star Series (2001-07) between the Astros and Texas Rangers...he's missed a game in 2007.
- ★ Among players born in the state of Texas, Berkman ranks second all-time in career slugging at .560...trailing only Rogers Hornsby (.577)...Berkman's career slugging percentage is higher than fellow Texans and Hall of Famers such as Frank Robinson (.527), Eddie Matthews (.500), Tim Lincecum (.500) and Mike Skauf (.500).
- ★ Berkman signed a six-year contract extension in 2005...Spring Training that will keep him in an Astros uniform at least through the 2010 season.

2009 HOUSTON ASTROS

- ★ Posted two consecutive 30-home run seasons from 2006-07 for the first time since 2001-02...in 2007, led all MLB switch-hitters in home runs (34)...is the ninth switch-hitter all-time with 250 homers.
- ★ His 136 RBI in 2006 set the franchise record for most RBI in a single season, breaking Jeff Bagwell's franchise-record 135 RBI in 1997...accounted for 19.2 percent of the team's RBI, second-most in club history (Bagwell, 20.2 in 1994; source: Stats, Inc.).
- ★ In 2006, he reached the 40 HR plateau for the second time in his career (42 in '02)...joined Mickey Mantle as the only switch-hitters to hit 40 or more homers in at least two seasons.
- ★ Homered six times in seven games from April 5-13, 2006 and joined Jimmy Wynn (1973) as the only Astros to homer six times in the club's first nine regular-season games.
- ★ Is the franchise career leader in postseason RBI (26) and walks (20), and ranks second with six home runs, 34 hits and eight doubles.
- ★ Led the Astros with six RBI in the 2005 World Series...hit .333 (16x48) with two home runs and 14 RBI during the 2005 playoffs...in his first World Series (2005), hit .385 (5x13).
- ★ Executed a double steal with Willy Taveras in Game 4 of the 2005 World Series, the first in a Fall Classic since 2002.
- ★ His grand slam in Game 4 of the 2005 NLDS vs. Atlanta off Kyle Farnsworth narrowed the Braves lead to 6-5...the Astros ended up winning 7-6 in 18 innings, the longest game in postseason history...his three-run home run in the seventh inning of NLCS Game 5 gave Houston a 4-2 lead.
- ★ Hit the longest home run in Minute Maid Park history on June 7, 2003 vs. Tampa Bay (Jeremi Gonzalez): 464 ft.
- ★ Led the National League in RBI in 2002 with 128...finished third in the National League MVP voting and ranked tied for third in the NL with 42 home runs (tied for fourth in club history).
- ★ Hit a club record 29 home runs in the first half of the 2002 season...his 29 homers at the All-Star Break were the most by a switch-hitter since Mickey Mantle in 1961 (Mantle also hit 29 in 1956)...hit 10 homers in his first 20 games in 2002, joining Mantle as the only switch-hitters to hit 10 homers in their club's first 20 games.
- ★ Set the Major League record for most doubles (55) and extra-base hits (94) in a single season by a switch-hitter in 2001...was also the first switch-hitter to record at least 50 doubles and 30 home runs in the same season.

2008: Hit .312 (173x554) with 46 doubles, 29 homers and 106 RBI in 159 games with Houston in 2008...led for the National League lead with 46 doubles, the sixth-highest single-season total in franchise history...hit a league-leading 345 (49x142) with runners in scoring position...scored a career-high 114 runs, besting his previous high of 110 runs scored in 2001 and 2003...set a career high with seven home runs as a right-handed hitter; previous high was five, set in the 2006 and 2007 seasons...finished the season among the top 10 in the National League in multiple categories, including runs (4th 114), hitting (5th .312), total bases (19th-314), doubles (11st-46), extra-base hits (4th 79), walks (4th-99), on-base percentage (3rd .420) and slugging percentage (4th-.567)...appeared in 152 games defensively at first base, marking the first season in which he played no games in the outfield...posted more than 100 RBI and runs scored for the fourth time in his career (2001-02, 2004, 2008)...the last Astro, other than Berkman, to accomplish the feat was Jeff Bagwell in 2003 (100 RBI, 109 R)...named the Astros recipient of the 2008 Roberto Clemente Award, which is given annually to an MLB player who combines outstanding skills on the baseball field with devoted work in the community...one of 30 Major League club nominees for the national 2008 Roberto Clemente Award...named the National League Player of the Month for May after hitting .471 (49x104) with nine home runs and 22 RBI...set franchise records in May for batting average (.471), on-base percentage (.553), slugging (.856), total bases (89), hits (49) and runs (31)...recorded his 900th career RBI and 300th career double on May 22 vs. PHI...scored at least one run in 15 consecutive games from April 26 to May 12, tying the club record held by Carlos Beltran (Aug. 23-Sept. 7, 2004)...recorded 31 hits in a 50-at-bat span from the 5th inning on May 3 through the 6th inning on May 17...is only the second player since 1957 to record a 31x50 streak (Pete Rose, PHI, 1979)...went seven games in a row (May 3-10) without recording an out in consecutive at-bats...reached in 35 of 50 plate appearances (May 3-15), the most since Ryan Howard in 2006 (36)...one of only six players since World War II to record 29 hits and seven home runs in any 13-game stretch...there have been 10 instances since 1957 of players recording 21 hits in 30 at-bats...he recorded six of these 10 in an 11-day span from May 2-13...a 26x40 stretch tied for the most hits in a 40-AB span during the Expansion era in that frame (Elias Sports)...named NL Player of the Week twice in 3 weeks (May 5-11; April 21-27)...had 19 hits in a 25 at-bat span, one of two players in the last 50 seasons to accomplish this (A. Pujols, 5/30-6/7/03)...became the fourth player since 1957 with 16 hits in a 20-at-bat span...set a team record with 18 hits in a six-game span from May 3-9...tied franchise record with eight consecutive hits from 12th inning on May 4 to the fourth inning on May 7...hit a solo home run on May 2 vs. MIL, which was part of three consecutive home runs by Astros batters (Tejada, Berkman, Lee) on May 2 vs. MIL...went 5x5 with four runs scored on May 6 vs. WSH, setting a new career-high for hits and runs...tied his previous career high the game before by going 4x5 on May 4 vs. MIL...became the first Astro in club history to collect nine



2009 HOUSTON ASTROS

hits over a two-game span. five hits also tied a franchise record for a nine-inning game, accomplished 19 previous times... matched his career high twice in 2008 by recording two stolen bases on May 6 vs. WSH and on July 9 at PIT... set a new career high in steals for a single season with 18... previous high was nine, accomplished in 2004... was one of 10 players in the Majors this season with at least 25 HR and 15 SB... 18 steals are the most by an Astros first baseman in a single season since Jeff Bagwell stole 30 in 1999... hit his fourth career grand slam on Aug. 12 vs. SF off Giants pitcher Jack Taschner... hit his first career walk-off home run on Aug. 29 vs. STL, according to the Elias Sports Bureau. Berkman had hit more home runs (285) than any other player in baseball history without recording a walk-off homer. Alex Rodriguez formerly held that distinction by hitting 275 career homers before his first walk-off homer on July 27, 2002... ranks fifth in franchise history with 1,449 hits and passed Bob Watson (1,448) for sole possession of fifth place on Sept. 26 vs. ATL... went a career-long 0x27 between parts of 10 games from Sept. 9-20... ranks third in franchise history with 896 runs scored and passed Cesar Cedeno (890) for sole possession of third place on Sept. 9 vs. PIT... went all of July without hitting a home run, marking the only homerless calendar month of his career... did not hit a homer in 33 games from July 1 to Aug. 9... the longest homerless drought of his career... was issued four walks on July 8 vs. PIT... which ties a franchise record for a nine-inning game... selected to the 2008 National League All-Star team as the starting first baseman... marked his fifth appearance in a Midsummer Classic and his first by way of fan voting... went 0x2 with a sacrifice fly during the game... also participated in the Home Run Derby and finished with 14 homers... which tied him for third in the competition with Ryan Braun. [MLB] named NL Player of the Week for the week of April 21-27 after hitting 455 (10x22) during the week and leading the NL in RBI (12)... hit two home runs on April 26 vs. STL... his 23rd career multi-homer game... made his eighth consecutive Opening Day start and his third consecutive at first base on March 31 at SD

2007 Started 122 games at first base and 27 games in right field... hit 278 (156x561) with 34 home runs and 102 RBI... was part of 30 homer duo for the third time in his career (2007-02-01)... homered on Sept. 21 marking his seventh consecutive year in which he homered on Sept. 21... tying Lou Gehrig's MLB record for consecutive years homering on the same date (seven consec. June 8 home runs from 1932-38)... had consecutive 30 HR seasons (2006-07) for the first time since 2001-02... led all MLB switch hitters in home runs in 07... homered in four consecutive games (July 29-Aug. 2)... matching his career high home run streak (three times, last, Aug. 29-Sept. 1, 2004)... did not start in three games (bruised right hand) from July 20-22... recorded his 1,200th career hit on July 15 at CHI... homered in three consecutive games from June 27-29... also from May 7-9... did not play on June 23 at TEX (bruised right hand)... was his first game missed in the Lone Star Series after being the only player from either team to appear in each of the first 40 games... suspended for two games (served June 12-13) by MLB on June 8 for his actions that led to an ejection on June 5 at COL... also ejected on June 8 at CWS while appealing his suspension... moved into eighth place on the Astros all-time hits list on April 28

2006 Made his fourth All-Star appearance and hit 315 (169x536) with a career high 45 home runs and 136 RBI in 152 games... named Astros Player of the Year by the Houston chapter of the BBWAA... finished third in NL MVP voting... his 136 RB... set the franchise record for most RBI in a single season... breaking Jeff Bagwell's franchise record 135 RBI in 1997... accounted for 19.2 percent of the team's RBI... second most all time (Bagwell, 202 in 1994... source: Stats, Inc.)... ranked fourth in the NL in home runs (45)... third in RBI (136)... seventh in hitting (.315)... tied for seventh in total bases (.333)... third in slugging (.621)... tied for eighth in walks (98)... fifth in on base pct (.420)... fifth in intentional walks (.22)... tied for first in RBI per at bat (.394)... third in home runs per at bat (.1191)... tied for fifth in sacrifice flies (.18) and fourth in hitting with runners in scoring position (.382)... his 45 HR were the most for a switch-hitter in one season since Chipper Jones hit 45 in 1999... reached the 40 HR plateau for the 2nd time in his career (42 in 02)... joins Mickey Mantle as the only switch hitters to hit 40 or more homers in at least two seasons... posted a career best .621 slugging pct... while also recording a .420 on-base percentage... ranks second in club history in home runs in a single season (J. Bagwell, 47, 2000)... has two 40 HR, 120 RBI seasons... led all NL hitters with 28 September home runs from 2003-06... became the second fastest Astro to reach 100 RBI in a season with two RBI in the Astros 116th game on Aug. 12 (Bagwell, 101 games in 1994)... led all switch hitters in RBI... walks, extra base hits, OBP and SLG pct from 2001-06... 24 first half HR tied the first half MLB record by a switch-hitter (Mantle, 1961)... 79 RBI finished three away from team first half mark (Bagwell, 82, 1994... Berkman had 81 in 2002 and 79 in 2001)... on June 21 vs. MIN (Silva)... became the fourth Astro to reach the 200 HR plateau... and the fastest to the mark in franchise history (.338th AB)... did not start in seven consecutive games from July 28-Aug. 9 because of a strained groin... walked in his only plate appearance in the 2006 Midsummer Classic... reached 25 HR, 85 RBI marks on July 15... eclipsing his 2005 full season totals (24 HR, 82 RBI) in 46 fewer games (86 in 2006, 132 in 2005)... recorded career hit No. 1,000 with a fifth-inning single on May 29... left the game on May 25 vs. WSH with a hyperextended right knee... did not play on May 13... tightness in left hamstring... and also missed three games from May 15-17... hit two HR on July 3 vs. CHI... marking the second time in 2006 and in his career to homer from both sides of the plate... joined Preston Wilson as the only pair of teammates in MLB history to homer in the same game four times in a team's first seven games of the season... joined Jimmy Wynn (1973) as the only Astros to homer six times in the club's first nine regular season games

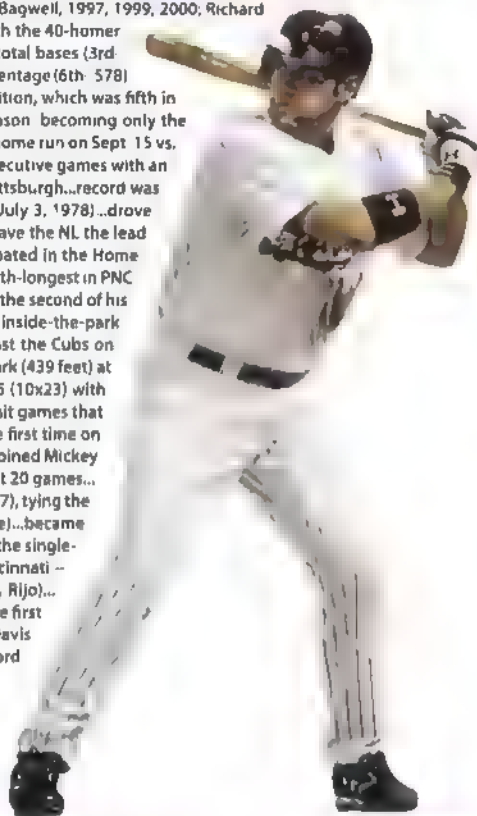
2005 Hit 293 (137x468) with 24 home runs and 82 RBI in 132 games for Houston in 2005... hit 357 (5x14) with one home run and five RBI in the NLDS... hit 286 (6x21) with one homer and three RBI in the NLCS win over STL... including a three-run home run during Game 5 of the NLCS... during four games of the World Series vs. CWS... hit 385 (5x13) with six RBI... hit his 24th home run of the year on Sept. 30 vs. CHC... marking his 11th homer in September and tying Richard Hidalgo's franchise record during the month (11 in 2000)... 11 home runs are his career best for a single month... homered in three consecutive games from Sept. 28-30... hit 319 (130x94) with 11 home runs and 27 RBI in September... 27 RBI was tied for the fourth highest total in club history during the month... recorded 25 walks in September... two shy of the club record during the month Jimmy Wynn (Sept. 1969)... homered in three consecutive games from Sept. 4-6... finished August with 11 doubles... tying the club record during the month (11 Jose Cruz, 1985)... hit 362 (38x105) in July with six homers and 20 RBI... recorded his first multi-home run game of the season and the 14th of his career with two home runs on July 25 vs. Philadelphia... Lidle... both were part of back-to-back home runs (Biggio)... raised his average from .179 to .294 in a 70 game stretch from May 25-Aug. 14 (club was 46-24 during that stretch)... hit 315 (81x257) with 21 doubles, 11 home runs, and 46 RBI... activated from the 15-day DL on May 6 after missing the first 27 games of the season... underwent surgery on Nov. 12, 2004... to reconstruct a torn anterior cruciate ligament (ACL) in his right knee (Dr. David Lintner).

2004: Led the the Astros in hitting (.316), games (160), total bases (308), home runs (30), walks (127) intentional walks (14), slugging percentage (.566), on base percentage (.450) and tied for the lead in runs (104)...ranked 7 second in the National League in walks, tied for fourth in intentional walks third in on base percentage, fourth in night batting average (.324) tied for sixth vs right handers (.329), and tied for sixth in outfield assists (11)...named team MVP by the Houston chapter of the BBWAA for a third time (also 2001, 02)...collected 106 RBI, allowing him to tie the club record for most 100 RBI seasons by an outfielder with three (Moises Alou) posted his fourth consecutive 25 homer season...collected a career high 127 walks and ranked second in MLB in unintentional walks (113)...became the first outfielder to have three 30 home run seasons with Houston...reached base safely in 11 of 12 postseason games and had seven multi hit games...ranked sixth in MLB with 12 runs during the 2004 postseason...hit three home runs in the NLCS, including a 2x2 outing with three RBI in Game 4 vs St. Louis...posted four multi hit games in the NLDS vs Atlanta and batted .409 with one home run and three RBI...went 2x4 with two runs in Game 5 of the NLDS...reached base in 37 consecutive games from July 30 Sept. 8...was the longest streak of his career and the longest for the club since Jeff Bagwell in 1999 (44)...hit nine home runs vs. Cincinnati during the season, tying the club record for the most homers vs. an opponent in one year in club history...homered in four consecutive games from Aug. 29 Sept. 1...named a National League All Star for the third time (also 2001, 02)...started in center field and went 0x2...participated in the Home Run Derby and advanced to the final round, where he finished runner up to Miguel Tejada...reached base in 33 consecutive games from April 28 June 2, including every game in May...hit his third career grand slam, his first right handed, on April 11 at Milwaukee (Davis)...named NL Player of the Month for May, his first monthly award...homered seven times in nine games from May 18-26...homered in three consecutive games twice in a seven game span, from May 18-20 and 24-26

2003 Hit 288 with 25 home runs and 93 RBI...hit 336 in day games, the fourth highest total in the NL...homered twice and went 2x3 with five RBI on July 19 at Cincinnati...his first home run that day was the first of three home runs in consecutive Astro at bats (Hidalgo, Ensberrg)...posted a team high 38 game hitting streak from May 24 to June 12...ejected for a second time in 2003 for arguing balls and strikes on May 17 vs. Philadelphia (Assogna)...homered on May 1 vs. ATL...passing Ken Caminiti as the franchise leader for home runs by a switch-hitter...was ejected on April 29 for the second time in his professional career and first time of the season...collected his 500th Major League hit on April 24 with a home run at New York (Cerdea)...missed five games from April 17-22 with a sprained ligament in his left elbow.

2002 Led the National League with 128 RBI in just his second full big league season, becoming the first Houston player since Jeff Bagwell to lead the NL in RBI (116, 1994)...voted team MVP for the second consecutive year by the Houston chapter of the BBWAA...named to his second consecutive National League All Star team...finished third in NL MVP voting...tied for third in the NL with 42 home runs...became the third Houston player (Jeff Bagwell, 1997, 1999, 2000; Richard Hidalgo, 2000) and just the fifth Major League switch-hitter to reach the 40-homer mark for a season...also among the NL leaders in runs (76th-106), total bases (3rd-334), walks (4th-107), on base percentage (9th-405), slugging percentage (6th-578) and extra-base hits (3rd-79)...hit .361 with runners in scoring position, which was fifth in the league...posted his second consecutive 30-homer, 100-RBI season...becoming only the third Houston player with multiple "30-100" seasons...hit his 100th home run on Sept. 15 vs. STL (Matt Morris)...broke the 24-year-old club record for most consecutive games with an RBI by driving in a run in his 10th consecutive game on July 6 at Pittsburgh...record was previously held by Bob Watson (nine consecutive games, June 26-July 3, 1978)...drove in 19 runs during his streak...went 1x2 with a two-run single that gave the NL the lead in the seventh inning in the 2002 MLB All Star Game...also participated in the Home Run Derby...hit a 467-foot home run on July 5 at Pittsburgh, the fourth-longest in PNC Park history at the time...hit the first Astros grand slam in 2002, and the second of his career, on June 20 at Milwaukee (Wright)...recorded his first career inside-the-park home run on June 17 at Milwaukee (Cabrera)...his home run against the Cubs on June 10 was the longest by an Astro in the history of Minute Maid Park (439 feet) at the time...named NL Player of the Week for April 29-May 5...hit .435 (10x23) with three home runs and a league-leading nine RBI...had three, three-hit games that week...ejected in the eighth inning on May 8 at Philadelphia for the first time on any level in his career for arguing balls and strikes (Larry Vanover)...joined Mickey Mantle as the only switch-hitters to hit 10 homers in their team's first 20 games...hit four home runs over back-to-back games at Cincinnati (April 16-17), tying the franchise record for home runs in consecutive games (seventh time)...became the first MLB player of the year to hit three homers in a game, tying the single-game franchise record (sixth player, ninth time) on April 16 at Cincinnati...hit all of his career-high three homers left-handed (Jo. Acevedo 2, Rijo)...became only the 20th player in Major League history to homer in the first three games of the season...tied the club record shared by Glenn Davis (1988) and Chris Truby (2001)...fell one shy of the Major League record of four, shared by Willie Mays (1971) and Mark McGwire (1998).

2001: Finished among the league leaders in 13 categories: batting (.331), RBI (7th, 126), hits (6th, 191), total bases (8th, 358), doubles (1st, 55), walks (10th, 92), on-base percentage (5th, .430), slugging percentage (6th, .620), extra-base hits (5th, 94), road batting (.327), night batting (5th, .334), vs. righty batting



2009 HOUSTON ASTROS



(T4th, .337) and RBI ratio (9th, 4.6), voted team MVP by the Houston chapter of the BBWAA...selected to the 2001 National League All-Star team and finished fifth in the NL MVP voting (one first-place vote)...led the NL with 55 doubles, first switch hitter in Major League history (13th all-time) to have 50 doubles and 30 homers in a season...topped the all-time Major League lists as a switch-hitter for most doubles in a season (55), passing Pete Rose (51, 1978) and Jose Vidro (51, 2000), and for most extra-base hits in a season (94), moving past Ripper Collins (87, 1934) and Chipper Jones (87, 1999). went 3x4 with two doubles on Oct. 2 vs. SF, passing Richard Hidalgo (89, 2000) for most single season extra-base hits in club history...left Aug. 16 game vs. Pittsburgh with patella tendinitis (knee) and missed four games...put together a career-high 21 game hitting streak (June 17-July 8), second-longest in the NL in 2001 and tied for fifth-longest in club history...selected as a first-time All-Star and went 1x2 in the All-Star Game on July 10 at Seattle...named co-NL Player of the Week with Arizona's Luis Gonzalez (June 18-24)...notched his first career grand slam on June 14 at Minnesota...batted leadoff for the first time in his pro career and drove in all four runs with a career-high tying two homers on May 27 at Los Angeles...hit a solo home run (Oliveras) on April 18 at Pittsburgh that cleared the right field stands and bounced into the Allegheny River...in the Opening Day lineup for the first time in his career.

2000: Began the year at Triple A New Orleans... after two options and two recalls, joined the big league team for the remainder of the season on May 25...made 31 starts in left field and 59 in right for Houston...drove in four runs in consecutive games at Colorado from May 30-31...notched his first Major League pinch-hit with a double on Aug. 5 vs. MON.

1999: Made two separate stints with the Astros while anchoring the Triple A New Orleans' lineup for the majority of the season... placed on the Zephyrs' (AAA) disabled list April 13-May 14...contract was purchased from New Orleans on July 16 when Carl Everett was placed on the 15 day disabled list...made his Major League debut that night vs. Detroit as a pinch hitter...made his first big league start in left field on July 17 vs. Detroit...his first Major League hit came on July 20 vs. Cleveland, when he singled in the seventh inning...hit his first two Major League homers while posting a career-high three hits (3x4) and three RBI on July 31 at San Diego...was optioned to New Orleans on Aug. 5 when Everett was activated from the DL but was again recalled on Aug. 13 when Richard Hidalgo went on the DL...remained with the Astros until the end of the regular season.

MINOR LEAGUES:

1998. Spent most of the season (122 games) with Double A Jackson, but was promoted to New Orleans on August 21 to finish out the campaign...named to the All-Texas League team and selected as an Eastern Division All-Star for Jackson...slugged three home runs and collected six RBI in New Orleans' series clinching 12-6 victory over Buffalo on Sept. 25 in the 1998 Triple A World Series...was named series MVP. **1997:** Houston's No. 1 pick in the June draft...made his pro debut with Class A Kissimmee on July 1...hit .354 (23x65) with four doubles, seven homers and 19 RBI in 16 games from Aug. 4-19 and was the club's top home run hitter with 12, despite playing in just 53 games.

PERSONAL/MISCELLANEOUS


He and his wife, Cara, make their offseason home in Houston with their three daughters, Hannah Leigh (May 17, 2001), Cary Anne (August 24, 2003) and Katie Mae (June 10, 2006)...was one of 24 minor league players selected to represent the United States in the Pan Am Games from July 25-Aug. 2, 1999, in Winnipeg, Canada, but did not participate upon being recalled by the Astros...was the starting right fielder in the 1999 MLB All-Star Futures Game played in Boston's Fenway Park on July 11, 1999...played for Rice University from 1995-97...was named the 1997 National College Player of the Year by the National Collegiate Baseball Writers Association...was also named first team All-America by *Collegiate Baseball Magazine*, *Baseball America* and *The Sporting News*...in three seasons at Rice, he batted a collective .385 with 67 homers and 272 RBI...his 41 homers in 1997 ranked third-most in the entire NCAA...that year also made the record book in RBI (2nd-134), slugging percentage (6th-1.031) and total bases (4th-263)...graduated from New Braunfels Canyon High School.

WILLIAM LANCE BERKMAN

YR.	CLUB	AVG.	G	AB	R	H	2B	3B	HR	RBI	SH	SF	HB	BB	SO	SB	CS	E
1997	Kissimmee (A)	.293	53	184	31	54	10	0	12	35	0	0	2	37	38	2	1	0
1998	Jackson (AA)	.306	122	425	82	130	34	0	24	89	0	3	4	85	82	6	4	4
	New Orleans (AAA)	.271	17	59	14	16	4	0	6	13	0	0	2	12	16	0	0	0
1999	New Orleans (AAA)	.323	64	226	42	73	20	0	8	49	0	2	0	39	47	7	1	4
	HOUSTON	.237	34	93	10	22	2	0	4	15	0	1	0	12	21	5	1	2
2000	New Orleans (AAA)	.330	31	112	18	37	4	2	6	27	0	0	1	31	20	4	4	2
	HOUSTON	.297	114	353	76	105	28	1	21	67	0	7	1	56	73	6	2	6
2001	HOUSTON	.331	156	577	110	191	55	5	34	126	0	6	13	92	121	7	9	6
2002	HOUSTON	.292	158	578	106	169	35	2	42	128	0	3	4	107	118	8	4	7
2003	HOUSTON	.288	153	538	110	155	35	6	25	93	1	3	9	107	108	5	3	3
2004	HOUSTON	.316	160	544	104	172	40	3	30	106	0	6	10	127	101	9	7	2
2005	HOUSTON	.293	132	468	76	137	34	1	24	82	0	2	4	91	72	4	1	8
	Round Rock (AAA) #	.286	4	14	2	4	1	0	0	1	0	0	0	3	4	0	0	0
2006	HOUSTON	.315	152	536	95	169	29	0	45	136	0	8	4	98	106	3	2	9
2007	HOUSTON	.278	153	561	95	156	24	2	34	102	0	5	8	94	125	7	3	12
2008	HOUSTON	.312	159	554	114	173	46	4	29	106	0	5	7	99	108	18	4	5
MINOR LEAGUE TOTALS		.308	291	1020	189	314	73	2	56	214	0	5	9	207	207	19	10	10
MAJOR LEAGUE TOTALS		.302	1371	4802	896	1449	328	24	288	961	1	46	60	883	953	72	36	60

* NL Leader; # Rehab assignment

BERKMAN



2009 HOUSTON ASTROS

ALL-STAR RECORD

YEAR	LEAGUE/SITE	AVG.	G	AB	R	H	2B	3B	HR	RBI	SH	SF	HB	BB	SO	SB	CS	E
2001	NL/Seattle	.500	1	2	0	1	0	0	0	0	0	0	0	0	0	0	0	0
2002	NL/Milwaukee	.333	1	3	0	1	0	0	0	2	0	0	0	0	1	0	0	0
2004	NL/Houston	.000	1	2	0	0	0	0	0	0	0	0	0	0	0	0	0	0
2006	NL/Pittsburgh	—	1	0	0	0	0	0	0	0	0	0	0	1	0	0	0	0
2008	NL/New York (AL)	.000	1	2	0	0	0	0	0	1	0	1	0	0	1	0	0	0
TOTALS		.222	5	9	0	2	0	0	0	3	0	1	0	1	2	0	0	0

DIVISION SERIES RECORD

YEAR	CLUB/OPP.	AVG.	G	AB	R	H	2B	3B	HR	RBI	SH	SF	HB	BB	SO	SB	CS	E
2001	HOU/ATL	.167	3	12	0	2	0	0	0	0	0	0	0	0	4	0	0	0
2004	HOU/ATL	.409	5	22	5	9	1	0	1	3	0	0	0	3	6	0	1	1
2005	HOU/ATL	.357	4	14	4	5	1	0	1	5	0	0	1	3	4	0	0	0
TOTALS		.333	12	48	9	16	2	0	2	8	0	0	1	6	14	0	1	1

LEAGUE CHAMPIONSHIP SERIES RECORD

YEAR	CLUB/OPP.	AVG.	G	AB	R	H	2B	3B	HR	RBI	SH	SF	HB	BB	SO	SB	CS	E
2004	HOU/STL	.292	7	24	7	7	2	0	3	9	0	1	0	5	4	1	0	0
2005	HOU/STL	.286	6	21	2	6	2	0	1	3	0	0	0	4	3	0	0	0
TOTALS		.289	13	45	9	13	4	0	4	12	0	1	0	9	7	1	0	0

WORLD SERIES RECORD

YEAR	CLUB/OPP.	AVG.	G	AB	R	H	2B	3B	HR	RBI	SH	SF	HB	BB	SO	SB	CS	E
2005	HOU/CWS	.385	4	13	0	5	2	0	0	6	0	1	0	5	5	1	0	0

BERKMAN CAREER TRANSACTIONS

- Selected by Houston in the first round (16th pick) of the June 1997 draft.
- Placed on Disabled List, March 30-May 6, 2005 (right knee surgery).
- Placed on Suspended List, June 12-13, 2006.

BERKMAN GAME HIGHS

Hits: 5 -- May 6, 2008 vs. Washington
Home Runs: 3 -- April 16, 2002 at Cincinnati
RBI: 6 (2x) -- last, May 1, 2003 vs. Atlanta
Stolen Bases: 2 (4x) -- last, July 9, 2008 at Pittsburgh
Longest Hitting Streak: 21 -- June 17-July 8, 2001
Career Grand Slams: June 14, 2001 at Minnesota (Carrasco)
 June 20, 2002 at Milwaukee (Wright)
 April 11, 2004 at Milwaukee (Davis)
 August 12, 2008 vs. San Francisco (Taschner)

BERKMAN CAREER BATTING BREAKDOWN

2008					Career					2008					Career						
AVG	AB	H	HR	RBI	SPLIT	AVG	AB	H	HR	RBI	AVG	AB	H	HR	RBI	SPLIT	AVG	AB	H	HR	RBI
.317	554	173	29	106	Overall	.302	4802	1449	288	961	.500	12	8	1	2	Baltimore	.419	31	13	2	3
.381	63	24	3	11	Interleague	.313	512	160	24	92	.308	13	4	0	4	Boston	.308	26	8	0	0
.182	22	4	0	4	Arizona	.266	199	53	10	33	-	-	-	-	-	Ch. White Sox	.303	33	10	2	5
.222	18	4	0	3	Atlanta	.291	165	48	10	38	-	-	-	-	-	Cleveland	.111	27	3	0	3
.135	52	7	0	1	Chi. Cubs	.239	482	115	25	72	-	-	-	-	-	Detroit	.370	27	10	1	3
.385	52	20	3	8	Cincinnati	.338	450	152	44	124	-	-	-	-	-	Kansas City	.426	47	20	4	17
.100	20	2	0	2	Colorado	.337	208	70	14	52	-	-	-	-	-	L.A. Angels	.238	21	5	0	1
.227	22	5	2	6	Florida	.292	216	63	13	44	-	-	-	-	-	Minnesota	.323	31	10	4	12
.304	23	7	2	4	L.A. Dodgers	.309	217	67	12	34	.143	7	1	0	0	N.Y. Yankees	.278	18	5	1	2
.400	55	22	3	14	Milwaukee	.338	462	156	24	90	-	-	-	-	-	Oakland	.333	15	5	0	1
.250	24	6	1	4	N.Y. Mets	.262	202	53	13	31	-	-	-	-	-	Seattle	.267	30	8	0	1
.346	26	9	0	2	Philadelphia	.297	192	57	9	42	.000	9	0	0	1	Tampa Bay	.150	20	3	1	6
.294	51	15	1	9	Pittsburgh	.292	418	122	18	84	.591	22	13	2	4	Texas	.320	175	56	9	32
.321	53	17	8	10	St. Louis	.317	495	157	36	111	-	-	-	-	-	Toronto	.364	11	4	0	1
.333	21	7	2	8	San Diego	.305	200	61	17	44	.319	276	88	16	51	Home	.305	2380	727	130	460
.379	29	11	5	15	San Francisco	.237	186	44	11	32	.306	278	85	13	45	Road	.298	2422	722	158	501
.565	23	13	1	5	Washington	.359	198	71	8	38	.288	139	40	8	31	Day	.305	1398	427	90	294
.000	2	0	0	0	March	.000	2	0	0	0	.320	415	133	21	75	Night	.300	3404	1022	98	667
.303	99	30	8	25	April	.285	599	171	43	128	.317	545	173	29	105	Grass fields	.304	4608	1399	282	921
.471	104	49	9	22	May	.319	805	257	53	175	.000	9	0	0	1	Artificial turf	.258	194	50	6	40
.3	91	29	5	21	June	.312	815	254	52	177	.347	334	116	22	73	Before All-Star	.308	2529	779	166	553
.266	79	21	0	8	July	.306	846	259	44	159	.259	220	57	7	33	After All-Star	.295	2273	670	122	408
.301	103	31	5	18	August	.286	882	252	46	153	.276	156	43	7	27	vs. Left-handers	.270	1150	310	34	179
.171	76	13	2	12	September	.297	805	239	49	162	.327	398	130	22	79	vs. Right-handers	.312	2652	1139	254	782
-	-	-	-	-	October	.354	48	17	1	7	.345	142	49	7	71	Scoring Position	.306	1279	392	66	628
-	-	-	-	-	-	-	-	-	-	-	.333	6	2	1	10	Bases Full	.312	109	34	4	13
-	-	-	-	-	-	-	-	-	-	-	.000	2	0	0	0	Pinch Hitter	.073	41	3	1	4
-	-	-	-	-	-	-	-	-	-	-	.476	21	10	1	2	Designated Hitter	.378	45	17	2	4

2009 HOUSTON ASTROS



BERKMAN CAREER BATTING BREAKDOWN BY BALLPARK

BALLPARK	AVG	AB	H	HR	RBI	BALLPARK	AVG	AB	H	HR	RBI
Astrodome	.250	64	16	2	12	RFK Stadium	.225	40	9	2	6
AT&T Park	.256	90	23	7	21	Shea Stadium	.268	97	26	7	16
Busch Stadium	.296	71	21	5	11	Three Rivers Stadium	.250	8	2	0	0
Busch Stadium I	.308	159	49	11	34	Turner Field	.265	83	22	4	14
Chase Field	.286	105	30	7	20	Veterans Stadium	.214	42	9	1	11
Cinergy Field	.395	76	30	9	31	Wrigley Field	.221	240	53	10	38
Citizens Bank Park	.283	53	15	4	12	Angel Stadium	.333	12	4	0	1
Coors Field	.318	110	35	8	25	Camden Yards	.333	21	7	1	2
County Stadium	.000	4	0	0	0	Comerica Park	.435	23	10	1	3
Dodger Stadium	.299	117	35	8	18	Fenway Park	.308	13	4	0	1
Dolphin Stadium	.293	123	36	8	23	Kauffman Stadium	.440	25	11	2	8
Great American	.364	151	55	19	49	McAfee Coliseum	.400	10	4	0	1
Miller Park	.319	232	74	14	44	Metrodome	.400	10	4	2	6
Minute Maid Park	.308	2310	711	128	448	Progressive Field	.000	10	0	0	1
Nationals Park	.333	12	4	0	3	Rangers Ballpark	.333	90	30	6	18
Olympic Stadium	.286	42	12	0	6	Safeco Field	.200	10	2	0	1
PETCO Park	.347	49	17	5	12	Tropicana Field	.000	9	0	0	1
PNC Park	.308	214	66	12	50	U.S. Cellular Field	.333	21	7	2	5
Qualcomm Stadium	.267	45	12	2	7	Yankee Stadium	.364	11	4	1	2

LEADOFF HR

PINCH-HIT HR

WALK-OFF HR

No.	Date	Opp.	Pitcher	No.	Date	Opp.	Pitcher	No.	Date	Opp.	Pitcher
none				1	5/12/01	@ CIN	D. Graves	1	8/29/08	STL	R. Spranger

BERKMAN CAREER FIELDING

Year	Position	PCT.	G	PO	A	E	TC	DP
1999	Outfield	.955	27	42	0	2	44	0
	First Base	1.000	1	1	0	0	1	1
2000	Outfield	.968	96	173	6	6	185	0
	First Base	1.000	2	2	1	0	3	0
2001	Outfield	.981	155	306	6	6	318	1
2002	Outfield	.977	156	293	6	7	306	1
2003	Outfield	.989	153	254	10	3	267	0
2004	Outfield	.992	160	243	11	2	256	1
	First Base	1.000	4	5	1	0	6	2
2005	Outfield	.958	49	66	2	3	71	1
	First Base	.994	96	772	49	5	826	77
2006	Outfield	.955	47	61	3	3	67	2
	First Base	.994	112	964	71	6	1041	96
2007	Outfield	.962	31	49	1	2	52	1
	First Base	.991	126	1015	103	10	1128	86
2008	First Base	.996	152	1240	132	5	1377	122
	Outfield	.978	871	1487	45	34	1566	7
Totals	Outfield	.978	871	1487	45	34	1566	7
	First Base	.994	493	3999	357	26	4382	384



GEOFF BLUM

27

Bats/Throws: Switch/Right

Height/Weight: 6-3/205

Born: 4/26/73 in Redwood City, CA

Resides: San Clemente, CA

Opening Day Age: 35

ML Service: 9.056

Contract Status: Signed through 2009

Acquired: Signed as a free agent on Nov. 20, 2007.

IF

CAREER HIGHLIGHTS

- ★ Is in his second stint with Houston (also 2002-03)...owns a .262 (.292x1,113), average with 34 home runs and 157 RBI in 367 games as an Astro...among current Astros only Lance Berkman (1371) has played in more games in an Astros uniform than Blum.
- ★ In 10 Major League seasons from 1999-2008, has hit 250 (827x3,306) with 179 doubles, 85 home runs and 397 RBI in 1,136 games.
- ★ Has set multiple career highs in his three seasons with the Astros...tied his career high in batting average (.283) and set a career high in on-base percentage (.367) in 2002...recorded a career-high 110 hits in 2003 and in 2008 set career highs in home runs (14) and RBI (53).
- ★ Has appeared at all four infield positions in each of the last nine seasons since 2000...has appeared at every position except catcher, pitcher and center field in his career.
- ★ Has appeared in a combined six postseason games with the Chicago White Sox (2005) and San Diego Padres (2006)...appeared in four games for San Diego in the 2006 NLDS, going 1x8 with four walks, a double and an RBI...in the past four years, has been with five teams that finished with records above .500.
- ★ In his first career postseason appearance as a member of the White Sox in 2005, popped out in a pinch-hit attempt in Game 1 of the ALDS vs. Boston and remained in the game at first base...did not appear in the ALCS.
- ★ Hit a go-ahead solo home run in the 14th inning in Game 3 of the World Series at Minute Maid Park against the Astros, becoming the 30th player to homer in his first World Series at-bat...joined Kirk Gibson (1988, Game 1) as one of two players in World Series history to hit a go-ahead home run or a game-winning homer in their only at-bat of a World Series.
- ★ Is one of only four players to hit a home run after the 13th inning in postseason history (Billy Hatcher, 14th inning in Game 6 of the 1986 NLCS; Jim Leyritz, 15th inning in Game 2 of the 1996 ALDS, and Chris Burke, 18th inning in Game 4 of the 2005 NLDS)...donated bat used to hit the Game 3 home run to the National Baseball Hall of Fame and Museum.

2008: Hit .240 (.78x325) with a career-high 14 home runs and a career-high 53 RBI in 114 games with Houston...hit .270 (.27x100) with five home runs and 40 RBI with runners in scoring position...tied his career high for home runs in a single game by hitting two on July 27 at ML, marking his fifth career two-home run game...prior to the 2008 season, signed a one-year contract through 2008 with the Astros, which included a vesting option for the 2009 season...the option became vested by reaching 250 plate appearances, accomplished on Aug. 22 at NYM...among Major League pinch-hitters, ranked third in batting average (.370, 10x27) and fifth in on-base percentage (.455)...finished with the eighth-highest batting average as a pinch-hitter in franchise history...started at all four infield positions: first base (2), second base (5), shortstop (3) and third base (69)...committed only four errors in 244 total chances (.984 fielding percentage)

2007: Played in 122 games for the Padres, making starts at second base (55), shortstop (10), third base (2), first base (1), left field (3) and designated hitter (2)...hit .252 (.83x330) with 21 doubles, one triple, five home runs, 33 RBI, 34 runs scored and 32 walks...started 51 games at second base after the All-Star Break, hitting .273 (.62x227) with 13 doubles, one triple, four home runs, 22 RBI, 26 runs scored and 22 walks...hit .297 (.44x148) with 12 doubles, one home run, 17 RBI, 18 runs scored and 18 walks in 58 games at home...hit each of his five home runs from the left side of the plate, where he hit .256 (.64x250) with 15 doubles, one triple, 22 RBI and 24 walks...went 19x80 (.238) from the right side, collecting six doubles, 11 RB, and eight walks...his 55 starts at second base were a career-high...hit in every spot in the lineup except third or fourth.

2006: Finished the season with a .254 average (.70x276) with 17 doubles, a triple, four homers, 34 RBI and 27 runs scored in 109 games...knocked a fourth of his home runs from the left side of the plate...became the primary shortstop when Khalil Greene was placed on the Disabled List on Aug. 19 and hit .270 (.33x122) with seven doubles, a triple, two home runs and 18 RBI from Aug. 18 through the end of the season...posted his best monthly average in May, hitting .450 (.18x40) with four doubles, a home run and

10 SEASONS *Astros* NOTES 10 SEASONS

- ★ Graduated from China High School (CA) in 1991 and later majored in sociology at the University of California at Berkeley...selected All-Pac 10 in 1994...selected by Montreal in the seventh round of the 1994 draft...traded to the Expos by scout John Hughes.
- ★ Hit the game-winning home run for the White Sox against the Astros in the 14th inning of Game 3 of the 2005 World Series.
- ★ Played for 14 teams from 2002-03 before being traded to Tampa Bay in 2008 for current Astro Gonzalez, Brandon Backe.
- ★ In a team made of Denny's (2004-05) in a four-year consecutive season (2005-09), San Diego (2006-07) and Houston (2008-09).
- ★ Has appeared at every position except for catcher, pitcher and center field in his career and has appeared at all four infield positions in nine consecutive seasons since 2000.

2008 HOUSTON ASTROS



eight RBI in 19 games...made starts at shortstop (42), third base (17) and second base (1)...made two appearances at first base, one at second base, 34 at third base, 49 at shortstop and one in right field overall in 2006...made six errors in 275 total chances in the field, all at shortstop (.976)...hit .387 (12x31) as a pinch-hitter, best in the Majors (minimum 25 plate appearances)...led the club with 12 pinch-hits, including four doubles and a homer...hit his first home run of the season and his first career pinch-hit home run on May 3 at Los Angeles (NL), the second of a pair of back-to-back home runs for San Diego (Barfield)...started all four games at shortstop for the Padres in the Division Series vs. St. Louis...hit 125 (1x8) with four walks...doubled and hit an RBI sacrifice fly in the Padres lone win in Game 3...did not commit an error in eight postseason chances.

2005: Hit .241 (54x224) with five homers, 13 doubles, 22 RBI and 26 runs scored in 78 games with the Padres...played in 34 games at third base (26 starts), 19 games at second base (18 starts), 14 games at shortstop (nine starts) and two games at first base (with no starts)...placed on the 15-day Disabled List on May 2 (retroactive to April 30) with a left chest contusion suffered in an outfield collision with Ryan Klesko...from May 27-June 9, had a season-high, 11-game hitting streak during which he hit 388 (19x49)...traded to the Chicago White Sox on July 31 in exchange for minor league left-handed pitcher Ryan Meaux...knocked two homers in the first game of a doubleheader on April 13 at Chicago (NL) - the first from the left side off Kerry Wood to lead off the game...followed up with a solo shot from the right side in the ninth inning off Cliff Bartosh...marked his first career leadoff home run and the third time he had homered from both sides of the plate in the same game (last May 4, 2004 at Texas)...recorded seven consecutive tri-hit outings, the longest such streak of his career, from May 27-June 2...the last Padre to tally multiple hits in seven straight games was Tony Gwynn July 4-9, 1995 (doubleheader on the 8th)...made his first career postseason appearance as a member of the White Sox...popped out in a pinch-hit attempt in Game 1 of the ALDS vs. Boston and remained in the game at first base...hit a go-ahead, solo home run in the 14th inning in Game 3 of the World Series vs. HOJ, becoming the 30th player to homer in his first World Series at bat...joined Kirk Gibson (1988, Game 1) as one of two players in World Series history to hit a go-ahead home run or a game-winning homer in the only at-bat of a World Series...is one of only four players to hit a home run after the 13th inning in postseason history (Billy Hatcher, 14th inning in Game 6 of the 1986 NLCS, Jim Leyritz, 15th inning in Game 2 of the 1996 ALDS, and Chris Burke, 18th inning in Game 4 of the 2005 NLDS)...donated bat used to hit the Game 3 home run to the National Baseball Hall of Fame and Museum.

2004: Made 88 starts for Tampa Bay: 40 at third, 40 at second, seven in left, one at first...set a career high and tied a club record with a four-walk game at OAK on Aug. 29...homered from both sides of the plate on May 4 at TEX becoming the first Ray to accomplish the feat and just the 10th player at the time to homer from both sides of the plate in both an AL and NL game...at the time, the others were Eddie Murray, Chili Davis, Reggie Smith, Jose Valentin, Ted Simmons, Carl Everett, Tony Clark, Dave Sveum, Tim Lincecum and Jose Cruz Jr...his home run off Roy Halladay on June 28 broke a string of 51.1 homerless innings by the 2003 AL Cy Young Award winner.

2003: Played six different positions for the Astros: first base, second base, third base, shortstop, left field and right field...made 93 starts...split time at third with Morgan Ensberg and the two combined for 29 home runs at third base...finished with 10 home runs and 52 RBI for the second consecutive year...recorded a career-high 110 hits...hit all home runs as a lefty...hit .274 (105x383) from the left side and 135 (5x37) from the right...hit in the second spot in the lineup 79 times in his 93 starts...recorded a career-high, 16-game hitting streak from June 25-July 7, during which he hit .357 (25x70)...started at third base Opening Day on April 1, his first-ever Opening Day start, and was 2x5 with a home run vs. COL...missed four games from May 20-23 because of viral meningitis...had a career-high five hits (5x7), the most by an Astro in 2003, on April 19 at Milwaukee in a 3-2, 14-inning loss.

2002: Played six different positions (all four infield positions, LF and RF) with Houston...started 95 games: 91 at second and two games each in left field and right field...posted a .185 batting average (12x65) as a right-handed hitter, including one home run and six RBIs...hit 304 (92x303) as a left-handed hitter, including nine home runs and 46 RBIs...had four hits and a career-high five RBIs at NYM on July 30, collecting a triple, two singles and a home run...went 3x4, with three doubles, three runs and a career-high five RBIs on May 13 vs. PHI...was 5x16 (.313) as a pinch-hitter.

2001: Appeared in 73 games for MON at third base, 35 in left field, 25 at second base, 14 at first base and four at shortstop...started 121 games (68 at 3B, 27 in LF; 18 at 2B; 8 at 1B)...became the fifth player in Expos history to homer from both sides of the plate in the same game, July 5 vs. FLA...homered off Chuck Smith as a left-handed hitter in the third inning and off Jesus Sanchez as a right-handed hitter in the fifth inning...was the first Expo to accomplish the feat since Jose Vidro on July 3, 2000 at Atlanta...tied for team lead with 10 HBPs...plunked in three consecutive games from May 12-13, 16...hit 298 (84x282) with 16 doubles, two triples, 10 home runs and 38 RBIs in his starting assignments.

2000: Hit .283 in his first full season in the Majors with 11 home runs and 45 RBIs in 124 games...started 46 games at third base...also started 23 games at shortstop when Orlando Cabrera injured his shoulder; made eight starts at second base when Jose Vidro injured his thumb; and made four starts at first base when Lee Stevens was out with a hamstring injury...named the BBWAA Expos Player of the Month for July after hitting .318 (21x68) with three homers and 12 RBIs in 20 games.

1999: Had his contract purchased from Triple A Ottawa on Aug. 9, 1999...hit .241 with eight home runs and 18 RBIs in 45 games...started 43 of the club's last 53 games...went 2x4 in his Major League debut on Aug. 9 against San Diego...hit his first Major League home run on Aug. 13 at Colorado off Mike De Jean.

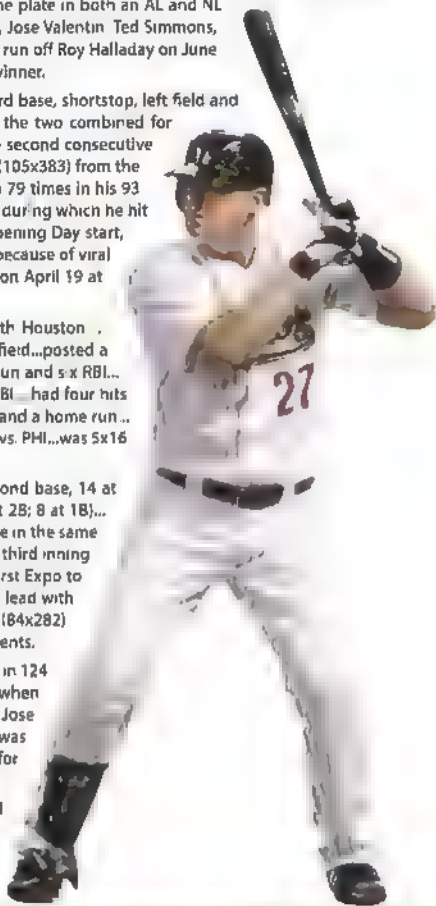


PHOTO: JEFF HAYES

2009 HOUSTON ASTROS

MINOR LEAGUES!

1998: Missed two months of the season with a right elbow injury...had surgery on in his elbow in May...played at four minor league levels, including eight games with Ottawa. 1997: Hit 248 with three home runs and 35 RBI for Ottawa. 1996: Spent the entire season at Double A Harrisburg where he played 85 games, helping his club win the Eastern League Championship. 1995: Drove in 62 runs at Class A West Palm Beach and played in the Australian Baseball League during the winter. 1994: Made his pro debut for the Vermont Expos...finished second in the New York-Penn League in hitting (.344) and tied for third in hits (83)...broke in as a shortstop.

PERSONAL/MISCELLANEOUS

He and his wife, Kory, have four daughters, Mia Lea (December 12, 2003) and triplets born May 3, 2005. Ava, Audrey and Kayla. His brother Greg was a catcher who spent three seasons in the Expos organization (2000-02) and the 2003 campaign with Ft. Myers, the Twins affiliate in the Florida State League...was a tee-ball teammate of Major Leaguer Mike Sweeney at age five.

GEOFFREY EDWARD BLUM

YR.	CLUB	AVG.	G	AB	R	H	2B	3B	HR	RBI	SH	SF	HB	BB	SO	SB	CS	E
1994	Vermont (A)	.344	63	241	48	83	15	1	3	38	1	1	3	33	21	5	5	15
1995	West Palm Beach (A)	.263	125	457	54	120	20	2	1	62	1	7	3	34	61	6	5	18
1996	Harrisburg (AA)	.240	120	396	47	95	22	2	1	41	11	3	3	59	51	6	7	9
1997	Ottawa (AAA)	.248	118	407	59	101	21	2	3	35	12	6	3	52	73	14	6	17
1998	Ottawa (AAA)	.174	8	23	1	4	0	0	0	1	1	0	0	3	6	0	0	0
	Expos (R)	.167	5	18	0	3	1	1	0	1	0	0	0	1	4	0	0	0
	Jupiter (A)	.276	17	58	13	16	6	0	0	5	2	1	1	13	14	1	0	2
	Harrisburg (AA)	.309	39	139	25	43	12	3	6	21	2	0	4	17	24	2	1	2
1999	Ottawa (AAA)	.265	77	268	43	71	14	1	10	37	3	7	2	37	39	6	1	12
	MONTREAL	.241	45	133	21	32	7	2	8	18	3	0	0	17	25	1	0	10
2000	MONTREAL	.283	124	343	40	97	20	2	11	45	3	4	3	26	60	1	4	9
2001	MONTREAL	.236	148	453	57	107	25	0	9	50	3	5	10	43	94	9	5	8
2002	HOUSTON	.283	130	368	45	104	20	4	10	52	1	2	1	49	70	2	0	8
2003	HOUSTON	.262	123	420	51	110	19	0	10	52	2	5	2	20	50	0	0	7
2004	TAMPA BAY	.215	112	339	38	73	21	0	8	35	4	2	0	24	58	2	3	10
2005	SAN DIEGO	.241	78	224	26	54	13	1	5	22	0	1	3	24	28	3	2	3
	Lake Elsinore (A)#	.250	2	8	3	2	0	0	2	5	0	0	0	1	2	0	0	1
	CHICAGO (AL)	.200	31	95	6	19	2	1	1	3	0	0	0	4	15	0	1	3
2006	SAN DIEGO	.254	109	276	27	70	17	1	4	34	2	4	0	17	51	0	1	6
2007	SAN DIEGO	.252	122	330	34	83	21	1	5	33	3	3	2	32	52	0	0	5
2008	HOUSTON	.240	114	325	36	78	14	1	14	53	0	7	3	21	54	1	2	4
MINOR LEAGUE TOTALS		.267	574	2015	293	538	111	12	26	246	53	25	19	250	295	40	25	76
NL TOTALS		.256	993	2872	337	735	156	12	76	359	17	31	24	249	484	17	14	60
AL TOTALS		.212	143	434	44	92	23	1	9	38	4	2	0	28	73	2	4	13
HOUSTON TOTALS		.262	367	1113	132	292	53	5	34	157	3	14	6	90	174	3	2	19
MAJOR LEAGUE TOTALS		.250	1136	3306	381	827	179	13	85	397	21	33	24	277	557	19	18	73

disabled list

DIVISION SERIES RECORD

YEAR	CLUB/OPP.	AVG.	G	AB	R	H	2B	3B	HR	RBI	SH	SF	HB	BB	SO	SB	CS
2005	CWS/BOS	.000	1	1	0	0	0	0	0	0	0	0	0	0	0	0	0
2006	SD/STL	.125	4	8	0	1	1	0	0	1	0	1	0	4	1	0	0
TOTALS		.111	5	9	0	1	1	0	0	1	0	1	0	4	1	0	0

WORLD SERIES RECORD

YEAR	CLUB/OPP.	AVG.	G	AB	R	H	2B	3B	HR	RBI	SH	SF	HB	BB	SO	SB	CS
2005	CWS/HOU	1.000	1	1	1	1	0	0	1	1	0	0	0	0	0	0	0
TOTALS		1.000	1	1	1	1	0	0	1	1	0	0	0	0	0	0	0

BLUM CAREER TRANSACTIONS

- Selected by Montreal in the seventh round of the 1994 June Draft.
- Acquired by Houston from Montreal in exchange for 3B Chris Truby on March 17, 2002.
- Acquired by Tampa Bay from Houston in exchange for RHP Brandon Backe on Dec. 14, 2003
- Signed by San Diego as a free agent on Dec. 9, 2004.
- On Disabled List, May 2-18, 2005 (left chest contusion).
- Acquired by the Chicago White Sox from San Diego in exchange for LHP Ryan Meaux on July 31, 2005.
- Signed by San Diego as a free agent on Nov. 16, 2005.
- Signed by Houston as a free agent on Nov. 20, 2007.

2009 HOUSTON ASTROS



BLUM GAME HIGHS

Hits: 5 – April 19, 2003 at Milwaukee
Home Runs: 2 (5x) – last July 27, 2008 at Milwaukee
RBI: 5 (2x) – last July 30, 2002 at New York-N.
Stolen Bases: 1 (19x) – last, June 17, 2008 at Baltimore
Hitting Streak: 16 – June 25 – July 17, 2003
Grand Slams: None

BLUM CAREER BATTING BREAKDOWN

2008					Career					2008					Career							
AVG	AB	H	HR	RBI	SPLIT	AVG	AB	H	HR	RBI	AVG	AB	H	HR	RBI	AVG	AB	H	HR	RBI		
.240	325	78	14	53	Overall	.250	3306	827	85	397	.000	4	0	0	0	Baltimore	.150	60	9	1	6	
.167	24	4	1	2	Interleague	.220	309	69	4	27	.250	8	2	1	1	Boston	.232	95	22	2	5	
.133	15	2	0	3	Arizona	.252	230	58	6	36	-	-	-	-	-	Ch. White Sox	.118	17	2	0	0	
.214	14	3	0	1	Atlanta	.286	168	48	4	11	-	-	-	-	-	Cleveland	.205	39	8	0	0	
.205	39	8	2	7	Chi. Cubs	.224	201	45	6	23	-	-	-	-	-	Detroit	.074	27	2	0	3	
.289	38	11	2	5	Cincinnati	.279	222	62	4	23	-	-	-	-	-	Kansas City	.143	7	1	0	0	
.182	11	2	0	3	Colorado	.224	170	38	8	24	-	-	-	-	-	L.A. Angels	.280	25	7	0	3	
.200	20	4	1	3	Florida	.238	168	40	7	27	-	-	-	-	-	Minnesota	.224	49	1	1	1	
-	-	-	-	-	Houston	.228	79	18	2	10	.000	6	0	0	0	N.Y. Yankees	.129	85	11	1	4	
.154	13	2	0	0	L.A. Dodgers	.294	201	59	4	25	-	-	-	-	-	Oakland	.464	28	13	1	5	
.346	26	9	3	8	M. Iwakuwe	.287	178	51	6	28	-	-	-	-	-	Seattle	.160	75	12	0	4	
.400	15	6	0	3	N.Y. Mets	.248	57	39	3	21	.400	5	2	0	1	Tampa Bay	.355	31	11	0	8	
.154	13	2	0	2	Philadelphia	.241	158	38	4	22	.000	1	0	0	0	Texas	.281	84	18	4	9	
.321	28	9	1	7	Pittsburgh	.291	165	48	4	26	-	-	-	-	-	Toronto	.231	65	15	3	7	
.233	30	7	2	4	St. Louis	.239	197	47	7	19	.251	167	42	8	23	Home	.268	1532	410	33	195	
.357	14	5	2	3	San Diego	.286	98	28	2	14	.228	158	36	8	30	Road	.235	1774	417	52	202	
.200	20	4	0	2	San Francisco	.279	204	57	5	28	.263	95	25	5	17	Day	.255	1032	263	22	112	
.000	5	0	0	0	Washington	.209	43	9	0	5	.230	230	53	9	36	Night	.248	2274	564	63	285	
.000	1	0	0	0	March	.000	2	0	0	0	.238	320	76	14	52	Grass fields	.251	2542	639	68	313	
.208	72	15	3	12	April	.208	399	83	8	38	.400	5	2	0	1	Artificial turf	.246	764	188	17	84	
.320	25	8	0	2	May	.278	436	121	12	54	.213	160	34	6	20	Before All-Star	.241	1511	364	35	165	
.272	36	8	2	3	June	.234	487	114	9	45	.267	165	44	8	33	After All-Star	.250	1795	463	50	232	
.196	51	10	4	11	July	.260	527	137	17	84	.229	48	11	0	8	vs. Left-handers	.233	632	147	18	77	
.293	75	22	4	16	August	.278	752	209	23	102	.242	277	62	14	45	vs. Right-handers	.254	2674	680	67	320	
.231	65	15	1	9	September	.237	550	154	16	72	.270	100	27	5	40	Scoring Position	.248	852	211	22	301	
-	-	-	-	-	October	.170	53	9	0	2	.286	7	2	0	6	Bases Full	.213	80	17	0	50	
-	-	-	-	-	-	-	-	-	-	-	.370	27	10	0	6	Pinch Hitter	.239	184	44	1	20	
-	-	-	-	-	-	-	-	-	-	-	-	-	-	-	-	-	Designated Hitter	.091	11	1	0	0

BLUM CAREER BATTING BREAKDOWN BY BALLPARK

BALLPARK	AVG	AB	H	HR	RBI	BALLPARK	AVG	AB	H	HR	RBI
AT&T Park	.286	105	30	2	10	Shea Stadium	.212	99	21	2	11
Busch Stadium	.258	31	8	1	3	Three Rivers Stadium	.000	3	0	0	0
Busch Stadium I	.194	67	13	2	6	Turner Field	.258	66	17	3	4
Candlestick Park	.125	8	1	1	2	Veterans Stadium	.197	61	12	2	5
Chase Field	.254	142	36	4	22	Wrigley Field	.170	106	18	5	14
Cinergy Field	.300	50	15	0	2	Angel Stadium	.100	10	1	0	1
Citizens Bank Park	.229	35	8	1	3	Camden Yards	.182	33	6	0	2
Coors Field	.207	82	17	5	12	Comerica Park	.071	14	1	0	1
County Stadium	.267	15	4	0	2	Fenway Park	.298	47	14	1	3
Dodger Stadium	.337	104	35	3	14	Kauffman Stadium	.200	5	1	0	0
Dolph n Stadium	.168	95	16	3	11	McAfee Coliseum	.563	16	9	1	5
Great American	.220	50	11	2	8	Metrodome	.194	36	7	1	1
Miller Park	.271	96	26	3	14	Progressive Field	.285	21	6	0	0
Minute Maid Park	.279	569	159	19	91	Rangers Ballpark	.225	40	9	4	7
Nationals Park	.000	5	0	0	0	Rogers Centre	.269	26	7	1	3
Olympic Stadium	.271	454	123	11	60	Safeco Field	.189	37	7	0	4
PETCO Park	.267	378	101	3	40	Tokyo Dome	.000	1	0	0	0
PNC Park	.272	81	22	2	11	Tropicana Field	.213	169	36	2	15
Qualcomm Stadium	.229	48	11	0	5	U.S. Cellular Field	.189	53	10	0	0
RFK Stadium	.500	4	2	0	2	Yankee Stadium	.159	44	7	1	3

BLUM

2009 HOUSTON ASTROS

LEADOFF HR

PINCH-HIT HR

WALK-OFF HR

No.	Date	Opp.	Pitcher	No.	Date	Opp.	Pitcher	No.	Date	Opp.	Pitcher
1	9/20/00	FLA	R. Cornelius	1	5/3/06	LAD	F. Osoria	none			

BLUM CAREER FIELDING

Year	Position	PCT.	G	PO	A	E	TC	DP
1999	Second Base	1.000	2	0	2	0	2	0
	Shortstop	.928	42	47	82	10	139	11
2000	First Base	1.000	11	33	2	0	35	2
	Second Base	1.000	13	20	26	0	46	6
	Third Base	.952	55	26	93	6	125	6
2001	Shortstop	.978	44	43	89	3	135	22
	First Base	.988	14	74	9	1	84	9
	Second Base	.989	25	39	47	1	87	5
	Third Base	.966	72	49	120	6	175	12
	Shortstop	1.000	4	2	3	0	5	1
2002	Outfield	1.000	35	51	1	0	52	0
	First Base	1.000	1	1	0	0	1	1
	Second Base	1.000	1	2	2	0	4	0
	Third Base	.971	104	68	199	8	275	27
2003	Shortstop	-	2	0	0	0	0	0
	Outfield	1.000	10	8	0	0	8	0
	First Base	1.000	6	11	0	0	11	1
	Second Base	.987	25	34	42	1	77	8
	Third Base	.971	83	32	135	5	172	18
	Shortstop	.955	11	3	18	1	22	6
2004	Outfield	1.000	2	0	1	0	1	0
	First Base	1.000	2	13	0	0	13	2
	Second Base	.994	52	76	104	1	181	22
	Third Base	.934	59	35	78	8	121	8
	Shortstop	1.000	1	1	0	0	1	0
2005	Outfield	.929	7	12	1	1	14	1
	First Base	1.000	14	92	6	0	98	7
	Second Base	1.000	21	31	52	0	83	11
	Third Base	.950	46	24	91	6	121	9
2006	Shortstop	1.000	20	18	35	0	53	8
	First Base	1.000	2	4	0	0	4	2
	Second Base	1.000	1	3	6	0	9	1
	Third Base	1.000	34	18	36	0	54	1
	Shortstop	.971	49	72	129	6	207	28
	Outfield	1.000	1	1	0	0	1	0
2007	First Base	1.000	1	13	1	0	14	2
	Second Base	.992	61	86	165	2	253	26
	Third Base	1.000	13	2	8	0	10	0
	Shortstop	.930	12	14	26	3	43	4
	Outfield	1.000	9	14	0	0	14	0
2008	First Base	1.000	5	17	1	0	18	1
	Second Base	1.000	8	9	17	0	26	2
	Third Base	.979	75	43	144	4	191	8
	Shortstop	1.000	4	2	7	0	9	0
Career Totals	First Base	.996	56	258	79	1	278	27
	Second Base	.993	209	300	463	5	768	81
	Third Base	.965	541	297	904	43	1244	89
	Shortstop	.963	189	202	389	23	614	80
Outfield	.989	64	86	3	1	90	1	



BRIAN BOGUSEVIC 20

Bats/Throws: Left/Left
Born: 2/18/84 in Palos Heights, IL
Opening Day Age: 25
Contract Status: Signed through 2009.
Acquired: Selected in the first round (24th overall) of the June 2005 draft.

Height/Weight: 6-3/215
Resides: Oak Lawn, IL
ML Service: 0.000

OF

CAREER HIGHLIGHTS

- ★ Is a career .349 (52x149) minor league hitter with four home runs and 26 RBI...drafted and signed as a pitcher, compiled a 14-21 record and a 5.11 ERA (185ER/329.2IP) in four minor league seasons before being converted to the outfield in July 2008...has appeared as a position player in only eight games below the Double A level
- ★ Played in the Arizona Fall League in 2008 and posted a .338 average (25x74) with 14 RBI in 22 games...played primarily center field for the Scottsdale Scorpions.
- ★ Placed on the Astros 40-man roster following the 2008 season...played his first full month as a position player in August of 2008 and was named Corpus Christi's Offensive and Defensive Player of the Month after hitting .411 (37x90) with 14 RBI in 25 games...on the season, did not commit an error in 31 games in the outfield.
- ★ Named as the Carolina League Pitcher of the Week for the week of May 7-13, 2007, after going 2-0 with a 0.64 ERA (1ER/14IP) in two starts.
- ★ Tabbed by *Baseball America* as the Astros ninth-best prospect prior to the 2006 season.

10 YEARS OF ASTROS NOTES 10 YEARS OF

★ Played three seasons at Tulane University before being drafted as a pitcher by Houston in the first round (24th overall) of the 2005 First-Year Player Draft...appeared at the plate and on the mound in his three seasons with the Green Wave...in his senior year, he hit .328 and posted a 19-1 record and a 3.28 ERA...signed by Astros scout Mike Rosamond.

★ Named as Louisville Slugger Prospect All-American and as a First-Team All-Conference USA pitcher in 2005...played that season with fellow Astros prospects Tommy Manzella and C.J. Everett...also was a teammate of Mitch Odenre, who also entered as a pitcher and hitter.

★ Another prospect named to Astros' prospect list...Average and the club's No. 4 prospect overall in *Baseball America* entering the 2009 season.

★ Added to the 40-man roster following the 2008 season.

MINOR LEAGUES:

2008: Hit .347 (51x147) with four home runs and 26 RBI in 50 games between Salem and Corpus Christi...began the season in the Hooks' starting rotation and made 17 starts, compiling a 2-6 record and a 5.50 ERA (54ER/88.1IP)...made his last start of the season on July 3 at Tulsa and picked up the loss after allowing five runs in 4.0 innings...sent to Salem and appeared in eight games as the team's right fielder, hitting .217 (5x23) with a homer and six RBI...promoted back to Corpus Christi on July 21 and finished the season as the club's center fielder...played in 25 games in August, his first full month as a position player, and earned Corpus Christi's Offensive and Defensive Player of the Month honors after hitting .411 (37x90) with one home run and 14 RBI...recorded multi-hit games in six of his last seven regular season games...following the season, played for the Scottsdale Scorpions of the Arizona Fall League and hit .338 (25x74) with 14 RBI in 22 games.

2007: Led the Avalanche with nine wins and posted a 4.01 ERA (51ER 114.1IP) in 21 starts for Salem...earned Carolina League Pitcher of the Week honors (May 7-13) after going 2-0 with a 0.64 ERA (1ER/14IP) in two starts...promoted to Corpus Christi to end the season and made six starts for the Hooks, posting a 7.40 ERA (20ER/24 1P)...

2006: Made 17 starts for Lexington, posting a 2-5 record and a 4.73 ERA (37ER/70.1IP)...tabbed by *Baseball America* as the Astros ninth-best prospect prior to the season.

2005: Coming off his collegiate season in which he started 19 games and pitched 130.1 innings for Tulane, Bogusevic made his professional debut with Tri-City in late July and appeared in 13 games as a reliever.

BRIAN THOMAS BOGUSEVIC


YEAR	CLUB	AVG.	G	AB	R	H	2B	3B	HR	RBI	SH	SF	HB	BB	SO	SB	CS	E
2007	Corpus Christi (AA)	.500	7	2	0	1	0	0	0	0	0	0	0	0	0	0	0	0
2008	Corpus Christi (AA)	.371	42	124	21	46	10	2	3	20	4	0	1	16	24	8	7	1
	Salem (A)	.217	8	23	4	5	2	0	1	6	0	0	1	4	1	1	0	1
MINOR LEAGUE TOTALS		.349	57	149	25	52	12	2	4	26	4	0	2	20	25	9	1	2

BOGUSEVIC

YEAR	CLUB	W-L	ERA	G	GS	CG	SHO	SV	IP	H	R	ER	HR	HB	BB	SO	WP	BK
2005	Tri-City (R)	0-2	7.59	13	0	0	0	3	21.1	30	20	18	2	2	9	17	1	0
2006	Lexington (A)	2-5	4.73	17	17	0	0	0	70.1	76	44	37	6	1	24	60	7	0
	Tri-City (R)	0-0	4.09	3	3	0	0	0	11.0	10	8	5	1	0	5	6	3	0
2007	Salem (A)	9-7	4.01	21	21	1	0	0	114.1	133	57	51	7	2	39	91	10	0
	Corpus Christi (AA)	1-1	7.40	6	6	0	0	0	24.1	29	21	20	1	2	14	17	1	0
2008	Corpus Christi (AA)	2-6	5.50	17	17	0	0	0	88.1	94	56	54	15	3	32	34	0	2
MINOR LEAGUE TOTALS		14-21	5.11	77	64	1	0	3	329.2	372	206	185	32	10	123	225	22	2

BOGUSEVIC CAREER TRANSACTIONS

- Selected by Houston in the first round (24th overall) of the June 2005 draft.



BOONE

AARON BOONE

Bats/Throws: Right/Right

Born: 3/9/73 in La Mesa, CA

Opening Day Age: 36

Contract Status: Signed through 2009

Acquired: Signed as a free agent on Dec. 18, 2008.

Height/Weight: 6-3/206

Resides: Scottsdale, AZ

MLB Service: 10.039



CAREER HIGHLIGHTS

- An 11-year Major League veteran, Boone has hit .264 (1017x3858) with 126 home runs and 555 RBI in his career...has played with Cincinnati (1997-2003), the New York Yankees (2003), Cleveland (2005-06), Florida (2007) and Washington (2008)
- Has 1,017 career hits and 519 career runs scored...reached both the 1,000-hit mark and the 500-run milestone in 2008 with Washington.
- Four members of his family have reached the 1,000-hit plateau in the Majors: grandfather Ray (1,260), father Bob (1,838) and brother Bret (1,775).
- Both Aaron (126) and brother Bret (252) have recorded at least 100 home runs in their careers...they are one of five sets of brothers to reach that plateau...also, Roberto and Sandy Alomar Jr., Bob and Irish Meusel, Joe and Vince DiMaggio, and Ken and Cleve Boyer.
- Made his only All-Star appearance while with Cincinnati in 2003...hit .261 (91x349) with 16 home runs and 56 RBI in the first half that season, earning him a spot on the club.
- Has made one trip to the playoffs in his career, in 2003 while with the Yankees...that season, he authored one of grandest post-season moments in MLB history, as ALCS-ending solo homer in 11th inning of Game 7 vs. BOS elevated NYY to their most-recent berth in the World Series.
- Hit 26 home runs and stole 32 bases in 2002 with Cincinnati, becoming only the seventh Reds player to post at least 25 homers and 25 stolen bases in a single season...was one of only six big leaguers to appear in all 162 games.
- On Aug. 9, 2002 vs. SD, hit three home runs in the same game, including two in the first inning off Padres' starter Brett Tomko... later homered off Tomko in the fourth inning.
- On June 14, 2002 vs. PIT, hit a one-out solo HR off Mike Williams in the ninth inning to tie the game at 3-3...later hit a solo homer off Williams leading off the 11th to win it...thus, became just the 11th player in MLB history to hit a game-tying homer in the ninth and the game-winning homer in extra innings off the same pitcher.
- Hit the last of 4,652 homers at Cinergy Field on Sept. 22, 2002 off Philadelphia's Dan Plesac.
- Made his Major League debut on June 20, 1997 to replace his brother, Bret, who was optioned in what is believed to be the first transaction involving brothers...in MLB debut that night at STL, went 1x3 with an RBI, but was ejected by HP umpire Gary Darling for throwing helmet (was just the fourth player in history to be ejected in an MLB debut).

10 ASTROS NOTES 10

- Drafted by the Angels out of Villa Park High School in the 43rd round of the 1991 Draft, but did not sign...instead, he attended the University of Southern California, where he hit .308 in his three seasons with the Trojans...following his collegiate career he was drafted by Cincinnati in the third round of the 1994 Draft...signed by Reds scout Robby Corsaro.
- An All-Star in 2003 with Cincinnati, Boone was involved in a midseason trade to the Yankees, where he authored one of the greatest post-season moments in MLB history.
- Hit an ALCS-ending solo home run in the 11th inning vs. Tim Lincecum of the Red Sox, which elevated the Yankees to their most recent berth in the World Series.
- Was named the 2005 recipient of the Gilbon/Olin "Good Guy Award" presented by the Cleveland BBWAA Chapter for a professional and courteous manner with the media.
- Is the son of former big league player and manager Billy Boone, who currently works as the Washington Nationals Assistant GM and VP of Player Development...is the brother of Bret Boone, who played in 14 Major League seasons...is the grandson of Ray Boone, who played in 1,373 Major League games with six different teams from 1946-61.
- Signed to a one-year contract with Houston on Dec. 18, 2008 through the 2009 season on Dec. 18, 2008.



2008: Went 8x34 with three doubles, one home run and six RBI as pinch hitter...made 49 starts, all at either first base or third base, and hit .258 (48x186) with 10 doubles, one triple, five homers and 21 RBI as a starter...appeared defensively at first base (54), third base (16) and second base (1)...made just two errors in 358 total chances...notched first career pinch hit homer, May 6 at HDU off Shawn Chacon...recorded 1,000th career hit June 25 vs. LAA, becoming the fourth member of his family to reach the 1,000-hit plateau in majors, along with grandfather Ray (1,260), father Bob (1,838) and brother Bret (1,775)... appeared in four rehab games while on DL with a left calf strain...played in one game with the GCL Nationals and in three games with Columbus (AAA).

2007: Hit .286 with Florida in his return to the NL...played in just 69 games before his season was cut short by injury to his left knee...played his final game of season on June 24 vs. MIN, injuring his knee in fourth inning while playing first base...hit his second career grand slam, May 18 at TB...went 4x13 (308) with two RBI as a pinch hitter...recorded 500th career RBI, April 2 at WSH, via a pinch hit sacrifice fly...was placed on 15-Day DL on June 26 (retroactive to June 25) with a left knee sprain... was transferred to the 60-Day DL, September 12.

2006: In second season with Cleveland, hit .251 with seven home runs and 46 RBI in 104 games...matched his career high with a nine-game hitting streak from June 30 to July 9...hit .313 in May...hit .345 with runners in scoring position and two outs, and .292 after the 7th inning.

2005: In first complete AL season with Cleveland, hit .243 with 16 home runs and 60 RBI...hit 100th career homer on June 28 at BOS off Wade Miller...thus, joined brother Bret as the fifth set of brothers to blast at least 100 HR, joining the Alomars, Meusels, DiMaggios and Boyers...stole 100th career base on Sept. 19 at CWS.

2004: Missed entire season after having a pair of left-knee surgeries...had off-season surgery on left knee after tearing the anterior cruciate ligament playing in a pick-up basketball game in January in Newport Beach, CA...surgery was performed on Feb. 16 by Dr. Lewis Yocum in Anaheim, CA...at the time of the injury, was member of NYY's 40-man roster...was officially released by NYY on March 1...signed a free agent big-league contract with CLE, June 26...joined CLE on 11-game road trip in July and began experiencing pain and swelling in the surgically repaired knee...underwent a second procedure on Aug. 20 to remove loose bodies and promote cartilage growth in the left knee joint.

2003: Hit .267 with 24 homers, career-best 96 RBI and 23 stolen bases in 160 games with CIN and NYY...was dealt to NYY on July 31...named an NL All Star prior to the trade...was named NL "Player of the Week" twice...May 5-11 and June 9-15...hit three solo homers, May 8 vs. STL...the three-homer effort was the second of his career (also Aug. 9, 2002 vs. SD)...first home run with NYY was a game-winning, three-run shot in the 9th on Aug. 15 at BAL...hit .170 with two home runs and four RBI in 17 postseason games with NYY...blasted ALCS-ending, walk-off solo-HR in the bottom of the 11th inning in Game 7 vs. BOS on Sept. 15 off Tim Wakefield...the walk-off blast was only the fifth homer to end a postseason series...first since NYY's Todd Pratt won the 1999 NLDS with a 10th-inning home run in Game 4 vs. ARI --and only the second in a postseason Game 7 (also PIT's Bill Mazeroski to end the 1990 World Series vs. NYY).

2002: In his final complete season with Cincinnati, hit 26 homers and swiped 32 bags to become only the seventh Reds player to post at least 25 homers and 25 stolen bases in a single season...with 32 stolen bases, led all MLB third basemen and ranked sixth overall in the NL...after the All Star Break led the NL with 26 doubles...hit 26 home runs, which were the most by a CIN 3B since Willie Greene also hit 26 in '97...32 stolen bases were the most by a Reds 3B since Chris Sabo swiped 46 in '88... was one of only six big leaguers to appear in all 162 games in 2002...was CIN's first player to appear in all 162 games since Dave Parker in 1986...in a 12-10 victory, Aug. 9 vs. SD, went 4x5 with three homers and five RBI...homered twice in the first inning off Brett Tomko, then homered again off Tomko in the 4th...thus, became the 40th big leaguer, the 22nd National Leaguer—the second Reds batter—to homer twice in an inning (Ray Knight, May 13, 1980 vs. NYM)...was the sixth player to accomplish the feat in 2002, including his brother, SEA's Bret Boone (May 2 at CWS)...was only the fourth player in MLB annals to homer twice in the first inning of a game (SEA's Bret Boone and Mike Cameron on May 2, 2002 at CWS, PHI's Von Hayes on June 11, 1985 vs. NYM)...the Boones are only set of brothers with 3-homer games...in the 11-inning, 4-3 victory on June 14 vs. PIT, hit a one-out solo HR off Mike Williams in the ninth inning to tie at 3-3, and a solo homer off Williams leading off the 11th to win it...thus, became just the 11th player ever to hit a game-tying homer in the 9th and the game-winning homer in extra innings off the same pitcher...on Sept. 22, homered off PHI's Dan Plesac to join the 25-homer, 25-stolen base club...the same homer was the last at Cinergy Field.

2001: Was hampered by three injuries and two surgeries, but still played 103 games...hit a career-high .294 with 26 doubles, 14 home runs and 62 RB...combined with SEA's Bret Boone (141 RB) to become just the 6th set of brothers to produce 200 RBI in a season, most recently accomplished by Lee & Carlos May in 1973...the others...Irish & Bob Meusel (5 times), Roy & Bob Johnson (once), Joe & Vince DiMaggio (3 times) and Joe & Dom DiMaggio (once)...endured three DL stints with broken bones suffered when he was hit by pitches: from May 15-June 14 with a broken hamate bone in his right hand; from August 15-31 with a broken right wrist...and from September 24 through the end of the season with a broken left thumb...suffered the hamate injury on May 14 vs. HOU, when he was hit by a Wade Miller pitch, and the next day had surgery to remove the bone (hand specialist Dr. Greg Sommerkamp, Dr. Timothy Kremchek)...suffered the right wrist injury on August 14 at STL...when hit by a Matt Morr's pitch...on Sept. 23 at MIL, suffered a broken left thumb when hit by a Jamey Wright pitch, and on Sept. 27 had surgery to insert a pin and a wire into the thumb (Sommerkamp, Kremchek).

2000: In first complete big league season, hit .285 with 12 home runs and 43 RBI in 84 games...on Aug. 8, had reconstructive surgery to repair a torn anterior cruciate ligament in the left knee...the procedure was performed by Dr. Timothy Kremchek and Dr. James Anderson...injured the knee, July 5 at STL...missed three starts before injuring the knee again on July 9 vs. CLE... was placed on the 15-Day DL on July 12.

2009 HOUSTON ASTROS

1999: Began the season as Cincinnati's starting third baseman...on Sept. 1 vs. ATL, combined with Bret Boone to become the first brothers on opposing teams to homer in the same game since HOU's Jose Cruz Sr and CHI's Hector Cruz, May 4, 1981 at CHL...on Dec. 8, had arthroscopic surgery to clean out left knee (Dr. Timothy Kremchek).

1998: Was a member of Cincinnati's Opening Day roster for the first time...went 1x10 before being optioned to Indianapolis on April 24...rejoined CIN on July 31 and became the Reds' starting third baseman for the remainder of the season, hitting .292 in 49 games (48 starts)...hit first MLB home run on Aug. 26 vs. the Cubs off Kerry Wood.

1997: Earned first taste of the big leagues with Cincinnati...in Triple-A debut with Indianapolis of the American Association, ranked among league leaders with 56 extra-base hits (3rd), 22 home runs (tied for 4th), 79 runs (tied for 4th) and a .290 average (tied for 8th)...was promoted by CIN on June 20 to replace brother, Bret, who was optioned...in what is believed to be the first transcript on involving brothers...in MLB debut that night at STL, went 1x3 with an RBI, but was ejected by HP umpire Gary Darling for throwing helmet (was just the 4th player in history to be ejected in an MLB debut)...first big league hit and RBI came in same plate appearance, an infield single off Matt Morris in the 6th inning...following the season, played for Scottsdale in the Arizona Fall League, hit .297 and was named to the AFL's All-Prospect team.

MINOR LEAGUES:

1996: Playing for Chattanooga of the Southern League In Double A debut, tallied team-leading 95 RBI ranked among SL leaders in hits (2nd), extra-base hits (3rd) and RBIs (tied for 3rd) was named to the Southern League All-Star Team...1995: Playing for Winston Salem, led Class A Carolina League third baseman in fielding percentage (.940) and named a CL All-Star...1994: In first pro season tied for third in Rookie-level Pioneer League with 55 RBI and was named to the PL's All-Star Team

PERSONAL/MISCELLANEOUS

Nickname is "Arnie" wife's name is Laura, the couple has one son, Brandon Aaron...is a 1991 graduate of Villa Park (CA) High...while at Villa Park, played baseball, basketball and football...was drafted by the Angels in 1991, but did not sign...instead, played collegiately at the University of Southern California...hit 308 during three seasons at JSC...is the son of former big league player and manager Bob Boone, who is currently the Nationals Assistant General Manager and Vice President of Player Development...is the younger brother of Bret Boone, who has hit .266 with 252 homers and 1021 RBI in 14 big league seasons with SEA, CIN, ATL, SDP and MIN...grandfather, Ray, played in 1373 big league games for CLE, DET, CWS, KCA, MIL and BOS from 1948-60...was the 2005 recipient of the Gibbons/Olin "Good Guy Award" presented by the Cleveland BBWAA Chapter for a professional and courteous manner with the media.

AARON JOHN BOONE

YEAR	CLUB	AVG	G	AB	R	H	2B	3B	HR	RBI	SH	SF	HB	BB	SO	SB	CS	E
1994	Bilings (R)	.273	67	256	48	70	15	5	7	55	0	6	3	36	35	6	3	18
1995	Chattanooga (AA)	.227	23	66	6	15	3	0	0	3	1	2	0	5	12	2	0	6
	Winston-Sal (A)	.261	108	395	61	103	19	1	14	50	4	2	9	43	77	11	7	21
1996	Chattanooga (AA)	.288	136	548	86	158	44	7	17	95	1	4	5	38	77	21	10	22
1997	Indianapolis (AAA)	.290	131	476	79	138	30	4	22	75	3	3	1	40	81	12	4	24
	CINCINNATI	.245	16	49	5	12	1	0	0	5	1	0	0	2	5	1	0	3
1998	CINCINNATI	.282	58	181	24	51	13	2	2	28	3	2	5	15	36	6	1	8
	Indianapolis (AAA)	.241	87	332	56	80	18	1	7	38	0	6	8	31	71	17	5	19
1999	CINCINNATI	.280	139	472	56	132	26	5	14	72	5	5	8	30	79	17	6	15
	Indianapolis (AAA)	.341	11	41	6	14	2	1	0	7	0	3	2	4	2	2	3	3
2000	CINCINNATI	.285	84	291	44	83	18	0	12	43	2	4	10	24	52	6	1	8
2001	CINCINNATI	.294	103	381	54	112	26	2	14	62	3	6	8	29	71	6	3	19
	Louisville (AAA)#	.250	1	4	0	1	0	0	0	0	0	0	0	0	0	0	0	0
2002	CINCINNATI	.241	162	606	83	146	38	2	26	87	9	4	10	56	111	32	8	22
2003	CINCINNATI	.273	106	403	61	110	19	3	18	65	3	0	5	35	74	15	3	17
	NEW YORK (AL)	.254	54	189	31	48	13	0	6	31	3	2	3	11	30	6	0	6
2005	CLEVELAND	.243	143	511	61	124	19	1	16	80	4	6	9	35	92	9	3	18
2006	CLEVELAND	.251	104	354	50	89	19	1	7	46	4	1	6	27	62	5	4	16
2007	FLORIDA	.286	69	189	27	54	11	0	5	28	1	4	13	21	41	2	0	5
	Jupiter (A)#	.000	1	3	1	0	0	0	0	1	0	0	0	0	0	0	0	0
2008	WASHINGTON	.241	104	332	23	56	13	1	6	28	1	2	2	18	52	0	1	2
	GCL Nationals (R)#	.667	1	3	0	2	1	0	0	0	0	0	0	0	0	0	0	0
	Columbus (AAA)#	.000	3	8	0	0	0	0	0	0	0	0	1	0	1	0	0	0
MINOR LEAGUE TOTALS		.273	569	2132	343	581	132	19	67	324	9	26	29	196	358	71	31	113
NL TOTALS		.270	841	2804	377	756	165	15	97	418	28	27	61	230	521	85	23	99
AL TOTALS		.248	301	1054	142	261	51	2	29	137	11	9	18	73	184	22	7	40
MAJOR LEAGUE TOTALS		.264	1142	3858	519	1017	216	17	126	555	39	36	79	303	705	107	30	139
# Rehab Assignment																		



BOONE CAREER TRANSACTIONS

- Selected by Cincinnati in the third round of the June 1994 draft.
- On Disabled List, July 12-Oct. 4, 2000 (torn left ACL).
- On Disabled List, May 15-June 15, 2001 (broken right hand).
- On Disabled List, Aug. 15-Sept. 1, 2001 (fractured right wrist).
- On Disabled List, Sept. 24-Oct. 11, 2001 (fractured left thumb).
- Acquired by the New York Yankees from Cincinnati in exchange for LHP Brandon Claussen, LHP Charlie Manning and cash considerations on July 31, 2003.
- Signed by Cleveland as a free agent on June 26, 2004.
- On Disabled List, June 26-Nov. 15, 2004 (torn left ACL).
- Signed by Florida as a free agent on Dec. 29, 2006.
- On Disabled List, June 27-Oct. 30, 2007 (left knee surgery).
- Signed by Washington as a free agent on Dec. 10, 2007.
- On Disabled List, July 10-Aug. 14, 2008 (strained left calf).
- Signed by Houston as a free agent on Dec. 18, 2008.

BOONE GAME HIGHS

Hits:	4 (9x) last, April 4, 2006 at Chicago (AL)
Home Runs:	3 (2x) last, May 8, 2003 vs. St. Louis
RBI:	5 (2x) last, Aug. 9, 2002 vs. San Diego
Stolen Bases:	3 - July 24, 2002 vs. Pittsburgh
Hitting Streak:	9 (2x) last, June 30 - July 9, 2006
Grand Slams (2):	May 18, 2007 at TB (Edwin Jackson, Aug. 21, 1999 vs. MON (Mike Thurman)

BOONE CAREER BATTING BREAKDOWN

2008					Career					2009					Career						
AVG	AB	H	HR	RBI	SPLIT	AVG	AB	H	HR	RBI	AVG	AB	H	HR	RBI	SPLIT	AVG	AB	H	HR	RBI
.241	232	56	6	28	Overall	.264	3858	1017	126	555	.235	17	4	0	3	Baltimore	.261	111	29	6	25
.313	32	10	0	3	Interleague	.270	392	106	11	52	-	-	-	-	-	Boston	.255	55	14	2	11
.083	12	1	0	0	Arizona	.233	120	28	3	15	-	-	-	-	-	Chi. White Sox	.299	157	47	3	19
.391	23	9	1	7	Atlanta	.301	143	43	6	31	-	-	-	-	-	Cleveland	.230	61	14	0	5
.500	4	2	0	3	Chi. Cubs	.300	233	70	10	35	-	-	-	-	-	Detroit	.305	131	40	9	23
.500	4	2	0	0	Cincinnati	.209	43	9	1	6	-	-	-	-	-	Kansas City	.290	131	38	1	12
.143	7	1	0	1	Colorado	.254	138	35	5	20	1.000	1	1	0	0	L.A. Angels	.269	67	18	1	6
.148	27	4	1	2	Florida	.223	157	35	8	24	.375	8	3	0	0	Minnesota	.201	134	27	1	12
1.000	2	2	1	1	Houston	.294	211	62	10	35	-	-	-	-	-	N.Y. Yankees	.339	62	21	1	7
.000	1	0	0	0	L.A. Dodgers	.294	119	35	5	11	-	-	-	-	-	Oakland	.222	63	14	2	9
.182	11	2	1	2	Milwaukee	.230	261	60	9	32	400	5	2	0	0	Seattle	.138	80	11	1	3
.286	35	10	0	1	N.Y. Mets	.294	160	47	2	16	-	-	-	-	-	Tampa Bay	.354	82	29	4	18
.067	15	1	0	1	Philadelphia	.252	123	31	2	18	.000	1	0	0	0	Texas	.143	49	7	0	5
.158	19	3	1	1	Pittsburgh	.248	278	69	7	40	-	-	-	-	-	Toronto	.311	45	14	1	4
.250	12	3	0	2	St. Louis	.226	243	55	9	37	.210	119	25	4	16	Home	.268	1896	509	62	280
.250	16	4	1	4	San Diego	.276	145	40	10	26	.274	113	31	2	12	Road	.259	1962	508	64	275
.167	12	2	0	0	San Francisco	.277	119	33	0	19	.281	96	27	4	15	Day	.283	1324	375	56	205
-	-	-	-	-	Washington	.307	137	42	7	31	.213	136	29	2	13	Night	.253	2534	642	70	350
.000	1	0	0	0	March	.000	5	0	0	0	.237	224	53	6	28	Grass fields	.263	3052	803	104	432
.280	25	7	0	3	April	.244	635	155	20	88	.375	8	3	0	0	Artificial turf	.266	806	214	22	123
.290	69	20	5	11	May	.249	692	172	29	87	.258	163	42	5	17	Before All-Star	.259	2295	595	75	314
.217	60	13	0	3	June	.264	738	195	17	93	.203	69	14	1	11	After All-Star	.270	1563	422	51	241
.250	8	2	0	0	July	.318	582	185	21	95	.275	25	25	3	8	vs. Left-handers	.247	986	244	30	116
.227	22	5	1	8	August	.264	599	158	21	102	.220	141	31	3	20	vs. Right-handers	.322	2872	773	96	429
.191	47	9	0	3	September	.251	590	148	18	89	.219	64	14	2	22	Scoring Position	.268	1008	270	26	403
-	-	-	-	-	October	.235	17	4	0	1	.182	11	2	0	6	Bases Fw	.321	106	34	2	101
-	-	-	-	-	-	-	-	-	-	-	.235	34	8	1	6	Pinch Hitter	.239	67	16	1	11
-	-	-	-	-	-	-	-	-	-	-	-	-	-	-	-	Designated Hitter	.444	9	4	1	3

BOONE

2009 HOUSTON ASTROS

BOONE CAREER BATTING BREAKDOWN BY BALLPARK

BALLPARK	AVG	AB	H	HR	RBI	BALLPARK	AVG	AB	H	HR	RBI
3Com Park	.111	9	1	0	0	RFK Stadium	.375	8	3	0	3
AT&T Park	.255	51	13	0	7	Shea Stadium	.329	70	23	0	6
Astrodome	.222	27	6	0	2	Three Rivers	.289	38	11	0	2
Bilthorn Stadium	.154	13	2	2	3	Turner Field	.321	81	26	4	21
Busch Stadium	.091	11	1	0	1	Veterans Stadium	.158	38	6	1	5
Busch Stadium II	.231	121	28	2	18	Wrigley Field	.353	119	42	7	15
Chase Field	.222	72	16	2	11	Angel Stadium	.256	39	10	1	3
Cinergy Field	.276	1003	277	38	167	Camden Yards	.219	64	14	4	15
Citizens Bank Park	.063	16	1	0	1	Comerica Park	.276	58	16	3	10
Coors Field	.340	47	16	3	10	Fenway Park	.250	28	7	2	7
County Stadium	.250	24	6	1	1	Progressive Field	.249	421	105	6	49
Dodger Stadium	.290	62	18	2	4	Kauffman Stadium	.277	83	23	1	8
Dolphin Stadium	.245	155	38	5	14	McAfee Coliseum	.286	28	8	1	3
Great American	.291	227	66	11	38	Metrodome	.217	69	15	1	6
Miller Park	.151	106	16	4	11	Rangers Ballpark	.179	28	5	0	4
Minute Maid Park	.297	91	27	6	14	Rogers Centre	.250	20	5	1	2
National's Park	.210	119	25	4	16	SAFECO Field	.194	36	7	1	3
Olympic Stadium	.273	55	15	0	9	Tropicana Field	.370	46	17	3	11
PETCO Park	.273	22	6	3	5	U.S. Cellular Field	.341	88	30	3	15
PNC Park	.229	96	22	0	16	Yankee Stadium	.303	119	36	3	15
Qualcomm Stadium	.160	50	8	1	4						

LEADOFF HR


PINCH-MIT HR

WALK-OFF HR

No.	Date	Opp.	Pitcher	No.	Date	Opp.	Pitcher	No.	Date	Opp.	Pitcher
none				1	5/6/08	HOU	S. Chacon	1	5/11/00	SD	Whisenant
								2	5/26/00	FLA	Dan Miceli
								3	6/14/02	PIT	M. Williams
								4	8/11/02	SD	Villafuerte
								5	5/5/03	STL	Hermanson
								6	6/15/05	COL	Baine Nea

BOONE CAREER FIELDING

Year	Position	PCT.	G	PO	A	E	TC	DP
1997	Second Base	-	7	0	0	0	0	0
	Third Base	.917	13	11	22	3	36	0
1998	Second Base	.000	1	0	0	1	1	0
	Third Base	.950	52	37	97	7	141	7
	Shortstop	-	1	0	0	0	0	0
1999	Third Base	.958	136	86	253	15	354	17
	Shortstop	1.000	6	1	5	0	6	2
2000	Third Base	.964	84	62	154	8	224	21
	Shortstop	1.000	2	1	3	0	4	0
2001	Third Base	.936	103	72	207	19	298	17
2002	Third Base	.954	154	89	324	20	433	42
	Shortstop	.967	16	24	35	2	61	6
2003	Second Base	1.000	19	43	63	0	106	14
	Third Base	.951	137	98	291	20	409	27
	Shortstop	.857	5	3	15	3	21	1
2005	Third Base	.955	142	81	299	18	398	20
2006	Second Base	1.000	7	1	1	0	2	0
	Third Base	.938	101	56	186	16	258	16
2007	First Base	.987	48	352	26	5	383	34
	Third Base	1.000	12	6	9	0	15	0
2008	First Base	.997	54	313	17	1	331	32
	Second Base	-	1	0	0	0	0	0
	Third Base	.963	16	3	23	1	27	2
Career Totals	First Base	.992	102	665	43	6	714	66
	Second Base	.991	23	44	64	1	109	14
	Third Base	.951	950	601	1865	127	2593	169
	Shortstop	.946	30	29	58	5	92	9



MICHAEL BOURN

21

Bats/Throws: Left/Right
Born: 12/27/82 in Houston, TX
Opening Day Age: 26
Contract Status: Signed through 2009

Height/Weight: 5-11/180
Resides: Houston, TX
ML Service: 2.028

Acquired. From Philadelphia with Geoff Geary and Mike Costanzo in exchange for Brad Lidge and Eric Bruntlett on Nov. 7, 2007.

OF

CAREER HIGHLIGHTS


- ★ Is a career .237 hitter (141x594) in 260 Major League games with the Phillies (2006-07) and Astros (2008)...has 60 career steals in 73 attempts (82.2% successful).
- ★ Played Winter Ball for the Aguilas Cibaenas in the Dominican Winter League following the 2008 season...hit .314 (32x102) with 11 RBI in 25 games...posted a .402 on-base percentage.
- ★ Began his Astros career with 18 consecutive successful steals before being caught on May 16, 2008 at TEX...the streak ranks as the second longest in club history, trailing only Carlos Beltran's 28 consecutive successful steals, set in 2004.
- ★ His home run on May 3, 2008 vs. MIL was part of back-to-back home runs with Astros pitcher Brandon Backe...marked the first time in franchise history since June 14, 1983, that a position player and a pitcher combined to hit back-to-back home runs (Doran, Knepper).
- ★ In 2008 became just the third player in MLB history to steal 13 bases without being caught before the end of April...was the first Astro to record at least 13 steals before the end of April since Craig Biggio stole 13 in April 1998.
- ★ Recorded two steals on Opening Day on March 31, 2008 at SD...marked the franchise's second two-steal game on Opening Day (Bill Doran, April 8, 1986 vs. SF).
- ★ Made the Phillies Opening Day roster in 2007 and spent the entire season with the club...appeared in 52 Major League games (2006-07) with Philadelphia before making his first career start (left field) on May 23, 2007.
- ★ In 2007, was one of three MLB players to record as many as 18 stolen bases and one or fewer caught stealing (18x19)...is one of only nine players to accomplish that feat this decade.
- ★ Recorded his first Major League hit, a bunt single, on Sept. 27, 2006 at WSH (Jason Bergmann)...hit his first MLB home run on July 15, 2007 vs. STL (Andy Cavazos).
- ★ Selected for the USA Olympic qualifying team in 2006...slugged two HR in Team USA's 8-5 Gold Medal-winning game over Cuba.

10 YEARS OF ASTROS NOTES

★ Before joining the Astros or even being drafted by a Major League baseball team, Bourn was already familiar with Houston's home field...as a member of the University of Houston's baseball team, he participated in the Houston College Classic at Minute Maid Park each year in February, from 2001-03...the Cougars center fielder hit safely in eight of his nine College Classic games, recording a .284 (10x34) lifetime average during the annual tournament.

★ Drafted by Philadelphia in the fourth round of the 2006 draft...signed by Phillies scout Dave Owen.

★ In 2006, received the Paul Owens Award as the best position player in the Phillies minor league system...the award, named in honor of the late Paul Owens, who spent 48 years in the Phillies organization as a scout, farm director, general manager, manager and senior advisor...has honored the top player and pitcher in Philadelphia's minor league system every year since 1960.



2008: Hit .229 (107x467) with 41 stolen bases in 138 games with Houston...set career highs in most offensive categories, including runs scored (57), doubles (10), triples (4), home runs (5), RBI (29) and stolen bases (41)...hit .292 (21x72) in 21 games while batting second in the lineup and .212 (63x297) in 70 games out of the leadoff spot...finished the season ranking fourth in the National League and seventh in the Majors with 41 stolen bases...was the first Astro since Gerald Young (1988) to record 32-or more steals in the first half...recorded 18 consecutive successful steal attempts to begin 2008 and 21 dating back to July 26, 2007...his streak of 18 consecutive is the second longest in club history (28, Carlos Beltran, 2004)...set a career high with four RBI on Aug. 10 vs. CIN...later matched that total with four RBI on Sept. 25 vs. CIN...had seven two-steal games in 2008...posted a career-high hitting streak of six games tied in 2008, most recently from July 21-30...did not start in 10 consecutive games from July 27 to Aug. 6 because of a right ankle sprain...homedered on May 3 as part of back-to-back home runs with Brandon Backe...marked the first time in franchise history since June 14, 1983, that a pitcher was involved in a back-to-back home run combination (Doran, Knepper)...became just the third player in MLB history to steal 13 bases without being caught before the end of April...went 1x3 with two steals on Opening Day on March 31 at SD...marked the franchise's second two-steal game on Opening Day (Bill Doran, April 8, 1986 vs. SF).

2007: In his first full season in the big leagues, hit 277 (33x119) with one home run, three triples and six RBI. .appeared at all three outfield positions (LF-79, CF-12, RF-6), playing the majority of his games in left field...started six games in left field, six in center field and three in right field...stole 18 bases in 19 attempts, including his first 15 without being caught...made his first career start on May 23 at FLA (LF), in his 53rd career game...slugged his first Major League HR on July 15 vs STL (Andy Cavazos). went 4x4 with career-high four singles on July 27 vs PIT...placed on the 15-day Disabled List on July 31 with a sprained left ankle. .appeared in two games during the 2007 NLDS vs. COL...pinch-ran in Game 1...in Game 2, he grounded out as a pinch-hitter.

2006: Won the Paul Owens Award as the best position player in the Phillies minor league system...led all Phillies minor leaguers in stolen bases (45) and triples (13) ...began the season with Double A Reading and finished fifth in the Eastern League in stolen bases (30) and stolen base percentage (88%)...stole 14 consecutive bases to begin the season...named to the EL All-Star team for the second consecutive season. .promoted to Triple A Scranton/Wilkes-Barre on July 4...at the time of his recall, was leading the EL in runs, ranked second in triples and third in hits and stolen bases. .recalled on July 30 and made his Major League debut that night vs FLA (0x1) before being optioned back the next day. .recalled for a second time on Aug. 22 and optioned back that same day...selected for the USA Olympic qualifying team. hit 250 (6x24) with a double, two homers and four RBI in nine games...slugged two HR in Team USA's 8-5 Gold Medal-winning decision over Cuba...recalled for the third and final time on Sept. 7...recorded his first ML stolen base on Sept. 19 vs CHL...collected his first ML hit - a bunt single - on Sept. 27 at WSH (Jason Bergmann)...named to the EL Baseball Writers Association All-Star team.

MINOR LEAGUES:

2005: Played for Double A Reading. . named to Eastern League midseason All-Star team. . finished tied for third in the EL in triples (8), fourth in steals (38) and walks (63) tied for fifth in hits and tied for seventh in games. . named the Most Exciting Player in the EL by *Baseball America*. named Phillies Minor League Player of the Month for June (325, 4 2B, 3 3B, 3 HR, 12 RBI). .led all EL outfielders with a .997 fielding percentage (1 E in 332 TC), 21 assists and nine DP .played in Arizona Fall League. **2004:** Spent entire season with Single A Lakewood. .set franchise records in triples (14) and a South Atlantic League leading OBP (.433)...led entire Phillies organization in stolen bases (57). .led the team in average (.317), runs (80), triples, walks (85) and stolen bases ...stole a season-high four bases on April 17 vs. Hickory. . named Phillies Minor League Player of the Month for August (.355, 38-107, 2 HR, 10 RBI). . named Phillies Minor League Player of the Week twice, July 5-11 (.526, 10-19, 4 3B, 6 RBI, 8 R) and Aug. 23-29 (.433, 13-30, 3 RBI, 8 R, 5 SB) ...rated the fifth-best prospect in the Phillies minor league system by *Baseball America*. played in the Florida Instructional League...**2003:** Made pro debut with Class A Batavia...played in the FIL. .rated the seventh-best prospect in the Phillies minor league system by *Baseball America*.

PERSONAL/MISCELLANEOUS

Single and resides in Houston. a 2000 graduate of Nimitz High School (Houston, TX)...was a baseball and basketball letterman, and an academic scholar for the Nimitz Cougars. .attended the University of Houston, where he was a broadcasting major... in his final collegiate season, he hit .330 with 23 steals despite missing four weeks with a broken hamate bone in his right wrist...played for Yarmouth-Dennis Red Sox in the Cape Cod League and led the league with 23 steals in 2002.

MICHAEL RAY BOURN

YEAR	CLUB	AVG.	G	AB	R	H	2B	3B	HR	RBI	SH	SF	HB	BB	SO	SB	CS	E
2003	Batavia (A)	.280	35	125	12	35	0	1	0	4	2	0	3	23	28	23	5	2
2004	Lakewood (A)	.317	109	413	92	131	20	*14	5	53	6	4	2	85	88	*57	6	5
2005	Reading (AA)	.268	135	544	80	146	18	8	6	44	4	0	3	63	123	38	12	1
2006	Reading (AA)	.274	80	318	62	87	5	6	4	26	4	1	2	36	67	30	4	4
	Scranton (AAA)	.283	38	152	34	43	5	7	1	15	0	1	1	20	33	15	1	1
	PHILADELPHIA	.125	17	8	2	1	0	0	0	0	2	0	0	1	3	1	2	0
2007	PHILADELPHIA	.277	105	119	29	33	3	3	1	6	1	0	0	13	21	18	1	0
2008	HOUSTON	.229	138	467	57	107	10	4	5	29	7	1	2	37	111	41	10	5
MINOR LEAGUE TOTALS		.285	397	1552	280	442	48	36	16	142	16	6	11	227	339	163	28	13
MAJOR LEAGUE TOTALS		.237	260	594	88	141	13	7	6	35	10	1	2	51	135	60	13	5

* League leader

DIVISION SERIES STATISTICS

YEAR	CLUB/OPP	AVG.	G	AB	R	H	2B	3B	HR	RBI	SH	SF	HB	BB	SO	SB	CS	E
2007	PHI/COL	.000	2	1	0	0	0	0	0	0	0	0	0	0	0	0	0	0

BOURN CAREER TRANSACTIONS

- Selected by Houston in the 19th round of June 2000 draft, but did not sign.
- Selected by Philadelphia in 4th round of June 2003 Draft
- On Disabled List, July 31-September 10, 2007 (sprained left ankle).
- Acquired by Houston from Philadelphia with Michael Costanzo and Geoff Geary vs. in exchange for Brad Lidge and Eric Bruntlett on Nov. 7, 2007.

2009 HOUSTON ASTROS



BOURN GAME HIGHS

Hits:	4 -- July 27, 2007 vs Pittsburgh
Home Runs:	1 (6x) -- last, Aug. 10, 2008 at Cincinnati
RBI:	4 (2x) -- last, Sept. 25, 2008 vs Cincinnati
Stolen Bases:	2 (8x) -- last, Sept. 21, 2008 at Pittsburgh
Longest Hitting Streak:	6 (2x) -- last, July 21-30, 2008
Career Grand Slams:	no Major League grand slams

BOURN CAREER BATTING BREAKDOWN

2009						Career						2008						Career					
AVG	AB	H	HR	RBI	SPLIT	AVG	AB	H	HR	RBI	AVG	AB	H	HR	RBI	SPLIT	AVG	AB	H	HR	RBI		
.229	467	107	5	29	Overall	.237	594	141	6	35	.231	13	3	0	1	Baltimore	.231	13	3	0	1		
.274	73	20	1	4	interleague	.278	79	22	1	4	.182	11	2	0	0	Boston	.182	11	2	0	0		
.200	10	2	0	0	Arizona	.385	13	5	0	1	-	-	-	-	-	Chi. White Sox	.000	0	0	0	0		
.250	20	5	0	0	Atlanta	.270	37	10	0	1	-	-	-	-	-	Cleveland	.500	2	1	0	0		
.333	36	12	0	3	Chi. Cubs	.324	37	12	0	3	-	-	-	-	-	Detroit	.333	3	1	0	0		
.211	38	8	1	9	Cincinnati	.191	47	9	1	9	-	-	-	-	-	Kansas City	.000	0	0	0	0		
.100	20	2	0	1	Colorado	.103	29	3	0	1	.455	11	5	0	0	N.Y. Yankees	.455	11	5	0	0		
.176	17	3	1	1	Florida	.115	26	3	1	1	.133	15	2	0	0	Tampa Bay	.133	15	2	0	0		
-	-	-	-	-	Houston	.308	13	4	0	1	.348	23	8	1	3	Texas	.348	23	8	1	3		
.129	31	4	0	1	L.A. Dodgers	.143	35	5	0	1	-	-	-	-	-	Toronto	.000	1	0	0	0		
.262	42	11	1	4	Milwaukee	.262	42	11	1	4	.249	229	57	3	14	Home	.260	288	75	4	15		
.100	10	1	0	0	N.Y. Mets	.130	23	3	0	0	.210	238	50	2	15	Road	.216	306	66	2	20		
.286	28	8	1	3	Philadelphia	.286	28	8	1	3	.190	116	22	2	8	Day	.193	176	34	2	12		
.354	48	17	0	0	Pittsburgh	.355	62	22	0	0	.242	351	85	3	21	Night	.256	418	107	4	23		
.214	42	9	0	2	St. Louis	.245	53	13	1	5	.232	452	105	5	29	Grass fields	.240	579	139	6	35		
.214	14	3	0	1	San Diego	.278	18	5	0	1	.133	15	2	0	0	Artificial turf	.133	15	2	0	0		
.000	21	0	0	0	San Francisco	.000	24	0	0	0	.218	326	71	4	15	Before All-Star	.225	408	92	4	20		
.118	17	2	0	0	Washington	.214	28	6	0	0	.255	141	36	1	14	After All-Star	.263	186	49	2	15		
.333	3	1	0	0	March	.333	3	1	0	0	.190	116	22	1	7	vs. Left-handers	.182	143	26	1	8		
.195	87	17	2	4	April	.196	102	20	2	4	.247	351	85	4	22	vs. Right-handers	.255	451	115	5	27		
.214	112	24	1	6	May	.231	130	30	1	8	.200	80	16	1	24	Scoring Position	.227	110	25	1	29		
.274	95	26	1	5	June	.274	124	34	1	7	.250	8	2	0	6	Bases Full	.231	13	3	0	7		
.261	46	12	0	0	July	.277	94	26	1	2	.100	10	1	0	0	Pinch Hitter	.087	23	2	0	0		
.137	51	7	1	7	August	.137	51	7	1	7													
.274	73	20	0	7	September	.267	86	23	0	7													
-	-	-	-	-	October	.000	4	0	0	0													

BOURN CAREER BATTING BREAKDOWN BY BALLPARK

BALLPARK	AVG	AB	H	HR	RBI	BALLPARK	AVG	AB	H	HR	RBI
AT&T Park	.000	14	0	0	0	PETCO Park	.267	15	4	0	1
Busch Stadium	.185	27	5	0	2	PNC Park	.345	29	10	0	0
Chase Field	.333	9	3	0	1	RFK Stadium	.200	5	1	0	0
Citizens Bank Park	.300	70	21	2	2	Shea Stadium	.091	11	1	0	0
Coors Field	.071	14	1	0	1	Turner Field	.150	20	3	0	1
Dodger Stadium	.222	18	4	0	1	Wrigley Field	.318	22	7	0	2
Dolphin Stadium	.067	15	1	0	0	Camden Yards	.231	13	3	0	1
Great American	.200	20	4	1	5	Kauffman Stadium	.000	0	0	0	0
Miller Park	.286	21	6	0	2	Progressive Field	.500	2	1	0	0
Minute Maid Park	.252	238	60	3	15	Rangers Ballpark	.333	12	4	0	1
Nationals Park	.000	4	0	0	0	Tropicana Field	.133	15	2	0	0

BOURN CAREER FIELDING

YEAR	POSITION	PCT.	G	PO	A	E	TC	DP
2006	Outfield	1.000	15	8	0	0	8	0
2007	Outfield	1.000	90	76	0	0	76	0
2008	Outfield	.984	130	291	9	5	305	2
Totals	Outfield	.987	235	375	9	5	389	2



DOUG BROCAIL

26

Bats/Throws: Left/Right

Height/Weight: 6-5/250

Born: 5/16/67 in Clearfield, PA

Resides: Missouri City, TX

Opening Day Age: 41

ML Service: 14.134

Contract Status: Signed through 2009

Acquired: Signed as a free agent on Nov. 27, 2007.

RHP

CAREER HIGHLIGHTS

- ★ Is 51-48 with a 3.99 ERA (382ER/862 1IP) and nine saves in 606 career games... has over 14 years of Major League service, yet has never appeared in a postseason game.
- ★ Is 37-22 (.627) in the last 11 seasons since 1998, the second-best winning percentage among MLB relievers with at least 50 decisions during that time span (Paul Shuey, .632, 36-21).
- ★ Finished his 14th Major League season and third stint with the Astros, also 1995-96 and 2000-01...traded by Detroit to Houston along with Brad Ausmus and Nelson Cruz in December 2000 but underwent elbow surgery and did not pitch again in the Majors until 2004.
- ★ Owns a 14-14 record with three saves and a 4.21 ERA (93ER/199IP) in 131 games (11 starts) as an Astro... in eight seasons pitching in the NL, owns a 4.27 ERA (220ER/463 1IP) in 262 games.
- ★ In 2008, established career highs in appearances (72) and wins (seven)...made 47 first-half appearances, one shy of tying the Astros club record held by Juan Agosto (48 in 1990).

2008: Went 7-5 with a 3.93 ERA (30ER/68.2IP) in 72 relief appearances...established a career high in appearances with 72, besting his previous high of 70, accomplished with Detroit in 1999...led the club at the All-Star Break with 47 appearances, marking the most appearances in the first half of a season in his career...fell one first-half appearance shy of tying the club record for an Astro (Juan Agosto, 48 in 1990)...also set a career high in wins with seven...won his seventh decision of the season in his 600th career appearance on Sept. 7 at COL... among relievers, seven wins tied for the most in the National League and tied for third in the Majors...held right-handed hitters to a .200 (31x155) batting average, including only six extra-base hits...his opponent batting average against righties ranked as the sixth-lowest in the National League this season (min. 150 AB)...tossed 10 multiple-inning relief appearances this season (2-0, 4.02 ERA)...recorded wins in consecutive games against BOS from June 28-29...marked the first time in his career to record wins in back-to-back appearances (577 prior apps.)...tossed 10.1 consecutive scoreless innings from May 20 to June 10 (10 consecutive apps.)...earned two saves, both coming against PHI...prior to this season, had not saved a game since 2005.

2007: Went 5-1 with a 3.05 ERA (26ER/76.2IP)...surrendered three runs over his last 16.1 innings and 18 games since August 30 (1.65 ERA)...placed on the bereavement list August 10 and was reinstated August 14, missing three games...placed on the 15-day Disabled List June 22 (retroactive to June 21) with a left gluteal strain...reinstated on the DL July 7 after missing 15 games...did not allow a run in 13 consecutive games, April 17-May 22, working 15.0 scoreless innings...held opponents to a .228 average...limited left-handers to a .182 batting average (35x137), ranking fifth among NL right-handers...at 40 years of age, his 3.05 ERA was his best since posting a 2.52 ERA in 70 relief appearances (82.0 IP) for the Detroit Tigers in 1999.

2006: Spent the season with San Diego...placed on the 15-day Disabled List April 1 (retroactive to March 24) after undergoing an angioplasty on March 11...doctors discovered blockage of his left anterior descending coronary artery after undergoing an angiogram during Spring Training...underwent a second angioplasty on April 10...finished 2-2 with a 4.76 ERA (15ER/28.1IP) after returning from the DL to work in 25 games out of the bullpen...suffered a strained right hamstring September 15 at Los Angeles (NL) and was subsequently placed on the 60-day disabled list September 20, missing the rest of the regular season and all postseason games.

10 SEASONS *Astros* NOTES 10 SEASONS

- ★ Was an All-State athlete in football, basketball and baseball at Lanier High School in Colorado...won Colorado Pitcher of the Year honors in 1985...attended Lamar Community College before being drafted by San Diego in the first round (12 overall) of the 1986 amateur draft...signed by Padres scout Ray Coley.
- ★ Has been included in a 12-player trade (Dec. 20, 1994), a nine-player deal (Dec. 10, 1996), and a six-player deal (Dec. 11, 2000), all brokered by Randy Smith, former Padres (1991-95) and Tigers (1996-2001) general manager.
- ★ Originally player for Houston from 1993-96...barely only four players from those teams who remain on the Major League roster, also Bobby Abreu, Mike Hamber and Billy Wagner.
- ★ Considers March 11, 2006, his new birthday after he underwent an angioplasty that day, saving his life... "When your doctor tells you that it's only by the grace of God that you're here, you figure that would make your birthday," Brocail said.
- ★ Supports the Cystic Fibrosis Foundation's "Cystic Fibrosis Walk" program.
- ★ Signed to a one-year contract with the Astros...the deal also includes a club option for 2010.

2009 HOUSTON ASTROS



2005: Appeared in 61 games for Texas in 2005 and led all Texas relievers with 73.1 innings pitched...recorded his first full, injury-free Major League season since 1999 with Detroit...allowed just two home runs...was 2-0 with a 1.15 ERA (2ER/15.2IP) in 15 appearances from April 30-June 9...earned his first win of the season on April 9 at Seattle, despite allowing one earned run in 1.0 inning to snap an 18.1-inning scoreless streak dating back to September 3, 2004...recorded six strikeouts in 3.1 scoreless innings on June 19 vs. Washington, six strikeouts matched his career-high as a reliever...outing was his longest scoreless appearance since tossing 7.0 scoreless innings in a start on September 9, 1993 vs. ATL...recorded a lone save on August 29 vs. CWS

2004: Returned to the Majors after a three-year absence and made 43 relief appearances for Texas...allowed just five of 33 inherited runners (15.2 percent) scoring, the second-lowest percentage in the AL among qualifying relievers...was purchased from Triple-A Oklahoma on April 27 after going 2-0 with a 2.45 ERA in seven games with the RedHawks...made his first DL stint from May 12-June 6 for an appendectomy...after his return, posted a 2.92 ERA (4ER/12.1IP) over 10 outings from June 10-July 1...did not allow an earned run in 18 outings (22.1IP) from Aug. 22 through the end of the season...was placed on the Disabled List on May 12 after experiencing pain that afternoon at Tropicana Field...had a successful appendectomy procedure that night at St. Anthony's Hospital in St. Petersburg, Florida...was on the DL from May 12-June 6...was also sidelined with a sore left hamstring from July 25-August 8, during which he pitched one rehabilitation game with Double-A Frisco...was 4-0 with a 2.40 ERA (8ER/30.0IP) after the All-Star break...on MLB's suspended list for six games from September 26-October 1 following an incident on September 13 at Oakland...made five rehabilitation appearances with RedHawks from May 26-June 4 while recovering from appendicitis.

2002-2003: Did not pitch after having two surgeries on his right elbow...initially underwent surgery on April 27, 2001 to repair a full tear of the medial collateral ligament and a partial tear of the flexor tendon in right elbow...originally placed on the Disabled List on March 31, 2001 with a strained right hamstring.

2001: Made three rehabilitation appearances with New Orleans and Round Rock in early April while recovering from a strained right hamstring...had elbow surgery later in the month and did not pitch in a professional game until 2004.

2000: Suffered a strained right quad on April 25 at ANA...was suspended four games on April 28 for his involvement in a bench-clearing brawl on April 22 at CWS...error in the ninth inning on July 16 vs. CIN snapped a 292-game errorless streak dating back to 1994...was 1-1 with a 2.31 ERA (3ER/11.2IP) in 15 games after the All-Star break...placed on 15-day Disabled List on August 18 (retroactive to August 14) with inflammation in right elbow...underwent season-ending surgery to remove debris in right elbow on September 22.

1999: Posted a career-best 2.52 ERA, ranking fourth in AL among relievers (min. 45.0 IP)...pitched in 70 games, the third consecutive year he appeared in 60+ games...fanned a career-high 78 batters, an average of 8.6 strikeouts per 9.0 innings...opponents batted only .206 against him, ranking 5th in the AL among relievers...owned a season-long 12-inning scoreless streak over nine appearances from August 7-21...did not commit an error in the field for the fifth consecutive season.


1998: Ranked in top 10 among AL relievers in ERA (8th, 2.73), batting average against (10th, .211), and wins (110th; five)...posted a 1.68 ERA (10ER/53.2IP) from May 1 through the end of the season...surrendered just two home runs all season...spent August 9-24 on the 15-day Disabled List with a right elbow strain, marking his first trip to the DL since May of 1996.

1997: Began campaign as the Tigers Opening Day starter and made four starts before being moved to the bullpen for the remainder of the season on April 23...allowed just six earned runs in his last 50.0 innings pitched...covering 47 appearances from June 2-September 27, a 1.08 ERA...overall in relief, was 3-3 with a 2.38 ERA (15ER/56.2IP) and two saves in 57 outings...relief ERA was the sixth-best in the AL and tied for ninth in the majors...became just the second pitcher in the previous 30 years (joining Mike Moore in 1993) to make his first-ever Tiger appearance as the Opening Day starter.

1996: Split time between the bullpen and the starting rotation with the Astros...first six appearances came out of the bullpen...made four starts between April 24-May 10...placed on 15-day Disabled List on May 14 due to a fraying of his right biceps tendon...which was surgically repaired on June 10...was moved to the 60-day DL on June 29 before being reinstated on August 15.

1995: Opened the season at the Major League level with Houston, making seven starts and 29 relief appearances...was 4-2 with a 3.03 ERA in 29 relief efforts (13ER/38.2IP)...optioned to Triple-A Tucson on May 15 when rosters were reduced from 28 to 25 players in order to move him into the starting rotation...made three starts before being recalled on June 2...earned a no-decision in his first start on June 6 against FLA...returned to the bullpen for 15 outings before making his second start on Aug. 4 at PIT...earned first big league save on June 16 at NYM with 1.0 scoreless inning of work.

1994: Pitched in 12 games, primarily in relief, for the Padres but spent most the season on the Disabled List with a bone spur in his right elbow...had surgery on April 4 to remove the spur...beginning on May 26, made a total of nine rehabilitation appearances before being activated from the DL on June 28.



BROOKLYN

2009 HOUSTON ASTROS

1993: Made 24 starts for the Padres in his first full season in the Majors... promoted from Triple A Las Vegas on June 1 and won his first big league game that night, allowing one run in 6.0 innings of a 2-1 decision over ATL... equaled his career-best with seven strikeouts on June 11 against LAD... pitched a career-high 8.0 innings in 2-0 win over CIN on June 26... had a pair of hits and stole a base in a start on July 11 in MON... the steal was the first by a Padres pitcher since Mark Davis on April 29, 1988, and was the first of his two for the season (Sept. 8 vs. FLA).

1992: Saw his first Major League action after being promoted from Las Vegas on Sept. 7... made his Major League debut in a start on Sept. 8 at SF but did not figure in the decision of the Padres 6-5, extra-inning loss.

MINOR LEAGUES:

1991: Compiled a 30-inning scoreless streak in August at Double A Wichita... included in the stretch were three consecutive shutouts... efforts earned him back-to-back Texas League Player of the Week honors... **1990:** Battled injury much of the season with a strain of the ulnar collateral ligament in his right elbow... **1989:** Ranked third on the Wichita staff with 95 strikeouts... **1988:** Fanned better than a batter per inning for Class A Charleston (108 SO, 107.0 IP)... **1987:** Averaged only 2.7 walks per nine innings at Charleston (28 BB/92.1 P)... **1986:** Was a first-round selection by the Padres in the 1986 January free agent draft and began his career at Class A Spokane.

PERSONAL/MISCELLANEOUS

A resident of Missouri City, TX, he and his wife, Lisa, have five daughters: Taylor (March 7, 1990), McKinzie (July 6, 1991), Madisyne (January 3, 1994), Camdyn (September 3, 1997) and Parker Elisabeth (February 9, 2001)... has been included in a 12-player trade (Dec. 28, 1994), a nine-player deal (Dec. 10, 1996), and a six-player deal (Dec. 11, 2000), all brokered by Randy Smith, former Padres (1993-95) and Tigers (1996-2002) general manager... the 12-player trade was the largest in the Majors since November 20, 1957... was an All-State athlete in football, basketball and baseball at Lamar High School in Colorado... tossed three no-hitters and fanned 156 batters in 76 innings at Lamar to win Colorado Pitcher of Year honors in 1985... attended Lamar Community College before being drafted.

DOUGLAS KEITH BROCK

YR	CLUB	W-L	ERA	G	GS	CG	SHO	SV	IP	H	R	ER	HR	HB	BB	SO	WP	BK
1986	Spokane (A)	5-4	3.81	16	15	0	0	0	85.0	85	52	36	4	6	53	77	10	1
1987	Charleston (SC) (A)	2-6	4.09	19	18	0	0	0	92.1	94	51	42	6	1	28	68	4	0
1988	Charleston (SC) (A)	8-6	2.69	22	13	5	0	2	107.0	107	40	32	3	0	25	107	4	3
1989	Wichita (AA)	5-9	5.21	23	22	1	1	0	134.2	158	88	78	11	1	50	95	9	4
1990	Wichita (AA)	2-2	4.33	12	9	0	0	0	52.0	53	30	25	7	2	24	27	4	0
1991	Wichita (AA)	10-7	3.87	34	16	3	3	6	146.1	147	77	63	15	4	43	108	13	0
1992	Las Vegas (AAA)	10-10	3.97	29	25	4	0	0	172.1	187	82	76	7	6	63	103	6	0
	SAN DIEGO	0-0	6.43	3	3	0	0	0	14.0	17	10	10	2	0	5	15	0	0
1993	Las Vegas (AAA)	4-2	3.68	10	8	0	0	1	51.1	51	26	21	4	1	14	32	2	0
	SAN DIEGO	4-13	4.56	24	24	0	0	0	128.1	43	75	65	16	4	42	70	4	1
1994	Wichita (AA) #	0-0	0.00	2	0	0	0	0	4.0	3	1	0	0	0	1	2	0	0
	Las Vegas (AAA) #	0-0	7.11	7	3	0	0	0	12.2	21	12	10	1	1	2	8	0	0
	SAN DIEGO	0-0	5.82	12	0	0	0	0	17.0	21	13	11	1	2	5	11	1	1
1995	Tucson (AAA)	1-0	3.86	3	3	0	0	0	16.1	18	9	7	1	2	4	16	0	0
	HOUSTON	6-4	4.19	36	7	0	0	1	77.1	87	40	36	10	4	22	39	1	1
1996	Jackson (AA) #	0-0	0.00	2	2	0	0	0	4.0	1	0	0	0	1	1	5	0	0
	Tucson (AAA) #	0-1	7.36	5	1	0	0	0	7.1	12	6	6	1	0	1	4	0	0
	HOUSTON	1-5	4.58	23	4	0	0	0	53.0	58	31	27	7	2	23	34	0	0
1997	DETROIT	3-4	3.23	61	4	0	0	2	78.0	74	31	28	10	3	36	60	6	0
1998	DETROIT	5-2	2.73	60	0	0	0	0	62.2	47	23	19	2	1	18	55	6	0
1999	DETROIT	4-4	2.52	70	0	0	0	2	82.0	60	23	23	7	4	25	78	4	1
2000	DETROIT	5-4	4.09	49	0	0	0	0	50.2	57	25	23	5	1	14	41	1	1
2001	New Orleans (AAA) #	0-0	0.00	2	0	0	0	0	2.1	2	0	0	0	0	1	2	0	0
	Round Rock (AA) #	0-0	0.00	1	1	0	0	0	1.0	0	0	0	0	0	1	0	0	0
2004	Oklahoma (AAA) #	2-0	4.19	12	0	0	0	0	19.1	20	9	9	1	2	2	19	1	0
	Frisco (AA) #	0-0	2.08	1	1	0	0	0	4.1	2	1	1	1	0	0	6	0	0
	TEXAS	4-1	4.13	43	0	0	0	1	52.1	54	29	24	2	5	20	43	2	1
2005	TEXAS	5-3	5.52	61	0	0	0	1	73.1	90	48	45	2	4	34	61	4	0
2006	Lake Elsinore (A) #	0-0	0.00	6	2	0	0	0	6.1	3	1	0	0	0	2	12	1	0
	SAN DIEGO	2-2	4.76	25	0	0	0	0	28.1	27	16	15	1	0	8	19	1	0
2007	Lake Elsinore (A) #	0-0	0.00	1	1	0	0	0	2.0	2	0	0	0	0	0	3	0	0
	SAN DIEGO	5-1	3.05	67	0	0	0	0	76.2	66	33	26	8	2	24	43	2	0
2008	HOUSTON	7-5	3.93	72	0	0	0	2	68.2	63	30	30	8	3	21	64	1	1
MINOR LEAGUE TOTALS		49-47	3.97	207	140	13	4	9	920.2	966	485	406	62	27	314	695	54	8
NL TOTALS		25-30	4.27	262	38	0	0	3	463.1	482	248	220	53	17	150	295	10	4
AL TOTALS		26-18	3.65	344	4	0	0	6	399.0	382	179	162	28	18	147	338	23	3
HOUSTON TOTALS		14-14	4.21	131	11	0	0	3	199.0	208	101	93	25	9	66	137	2	2
MAJOR LEAGUE TOTALS		51-48	3.99	606	42	0	0	9	862.1	864	427	382	81	35	297	633	33	7

Rehab assignment



BROCAIL CAREER TRANSACTIONS

- Selected by San Diego in the first-round (12th overall) of the January Free Agent draft, May 16, 1986.
- On Disabled List, April 2-June 28, 1994 (elbow surgery).
- Acquired by Houston from San Diego along with 1B Phil Plantier, OF Derek Bell, LHP Pedro Martinez, IF Craig Shipley and SS Ricky Gutierrez in exchange for 3B Ken Caminiti, OF Steve Finley, SS Andujar Cedeno, 1B Roberto Petagine, RHP Brian Williams and a player to be named (Sean Fesh), Dec. 28, 1994.
- On Disabled List, May 11-Aug. 15, 1996 (right shoulder instability).
- Acquired by Detroit from Houston along with OF Brian L. Hunter, INF Orlando Miller, RHP Todd Jones and cash considerations in exchange for C Brad Ausmus, RHP Jose Lima, LHP C. J. Nitkowski, LHP Trevor Miller and INF Daryle Ward, Dec. 10, 1996.
- On Disabled List, Aug. 9-24, 1998 (right elbow strain).
- On Disabled List, Aug. 14-Sept. 1, 2000 (right elbow inflammation).
- On Disabled List, Sept. 29-Nov. 7, 2000 (right elbow inflammation).
- Acquired by Houston from Detroit along with C Brad Ausmus and RHP Nelson Cruz in exchange for C Mitch Meluskey, RHP Chris Holt and OF Roger Cedeno, Dec. 11, 2000.
- On Disabled List, March 22-Oct. 30, 2001 (Strained right hamstring).
- On Disabled List, March 22-November 11, 2002 (Recovery from elbow surgery).
- Signed by Texas as a free agent, Feb. 17, 2004.
- On Disabled List May 12-June 7, 2004 (Appendicitis).
- On Disabled List, July 25-Aug. 9, 2004 (left hamstring soreness).
- Signed by San Diego as a free agent, Dec. 15, 2005
- On Disabled List, March 24-July 13, 2006 (Coronary angioplasty).
- On Disabled List, Sept. 20-October 30, 2006 (Strained hamstring).
- On Disabled List, June 21-July 7, 2007 (Strained left gluteus muscle).
- Signed by Houston as a free agent, Nov. 27, 2007.

BROCAIL GAME HIGHS

Longest Winning Streak	6	June 11, 1997	June 24, 1998
Longest Losing Streak	9	April 24, 1996-May 15, 1997	
Strikeouts	7 (2x)	last, June 11, 1993 vs. Los Angeles (NL)	
Innings (Starter)	8.0	June 26, 1993 vs. Cincinnati	
Innings (Reliever)	5.1	April 19, 1996 vs. Cincinnati	
Low-Hit Game (CG)			None

BROCAIL CAREER PITCHING BREAKDOWN

2008						Career						2008						Career					
W-L-S	ERA	G	IP	ER	TEAM	W-L-S	ERA	G	IP	ER	W-L-S	ERA	G	IP	ER	TEAM	W-L-S	ERA	G	IP	ER		
7-5-2	3.93	22	68.2	30	Overs	5-48-9	3.99	606	862	382	0-1-0	10.80	2	1.2	2	Baltimore	1-3-0	3.95	20	27	12		
2-3-0	6.23	2	8.2	6	Interleague	4-8	4.81	59	58.2	32	2-0-0	0.00	3	3.0	0	Boston	2-1-0	2.97	26	30	10		
1-0-0	0.00	3	3.2	0	Arizona	1-0-0	1.35	14	20.0	3	-	-	-	-	-	Chi. White Sox	0-1-1	3.94	22	32.0	14		
0-0-0	6.00	3	3.0	2	Atlanta	1-2-0	4.08	15	39.2	18	-	-	-	-	-	Cleveland	1-2-2	3.29	23	27.1	10		
0-0-0	3.72	8	9.2	4	Chi. Cubs	3-3-0	5.29	20	34.0	20	-	-	-	-	-	Detroit	1-0-0	9.00	5	6.0	6		
0-0-0	2.70	4	3.1	1	Cincinnati	3-2-0	1.88	15	24.0	5	-	-	-	-	-	Kansas City	2-2-0	5.09	22	23.0	13		
1-0-0	0.00	4	5.0	0	Colorado	2-1-0	4.08	25	39.2	18	-	-	-	-	-	LA. Angels	1-1-0	5.96	25	25.2	17		
0-0-0	0.00	4	3.2	0	Florida	0-3-0	6.75	14	28.0	21	-	-	-	-	-	Minnesota	4-1-0	3.07	21	29.1	10		
					Houston	1-3-0	5.04	15	25.0	14	0-1-0	9.00	1	1.0	1	N.Y. Yankees	0-2-1	3.21	26	28.0	10		
0-0-0	9.00	2	2.0	2	L.A. Dodgers	2-3-0	4.89	17	35.0	19	-	-	-	-	-	Oakland	4-0-1	1.83	27	34.1	7		
0-1-0	4.91	7	7.1	4	Milwaukee	0-3-0	4.70	19	35.1	8	-	-	-	-	-	Seattle	2-1-0	2.54	25	28.1	8		
1-0-0	6.75	3	2.2	2	N.Y. Mets	1-2-1	6.86	15	19.2	15	0-1-0	27.00	3	0.2	2	Tampa Bay	1-1-0	6.35	24	22.2	16		
0-0-2	0.00	3	2.2	0	Philadelphia	0-1-2	6.83	21	29.0	22	0-0-0	3.86	3	2.1	1	Texas	1-1-0	3.97	23	22.2	10		
0-1-0	4.50	7	6.0	3	Pittsburgh	3-1-0	2.11	25	38.1	9	-	-	-	-	-	Toronto	6-2-0	3.73	25	31.1	13		
1-0-0	1.59	6	5.2	1	St. Louis	1-2-1	3.22	25	36.1	13	5-1-1	2.04	38	35.1	8	Home	31-16-4	3.79	298	430.0	181		
0-0-0	27.00	2	1.1	4	San Diego	1-1-0	5.75	10	20.1	13	2-4-1	5.94	24	33.1	22	Road	30-32-5	4.18	308	432.1	201		
0-0-0	0.00	2	2.0	0	San Francisco	2-3-0	3.24	22	41.2	15	0-1-0	3.74	21	21.2	9	Day	20-17-2	4.00	190	283.1	126		
1-0-0	4.50	2	2.0	1	Washington	4-2-0	2.44	20	48.0	13	5-5-2	4.02	51	47.0	21	Night	31-31-7	3.98	416	579.0	256		
1-0-1	2.87	15	15.2	5	April	6-5-1	4.57	86	124.0	63	7-4-2	3.71	69	68.0	28	Grass fields	38-41-9	4.01	510	680.1	303		
1-0-1	2.51	14	14.1	4	May	8-6-2	3.70	87	99.2	41	0-1-0	27.00	3	0.2	2	Artificial turf	13-7-0	3.91	95	182.0	79		
2-3-0	3.97	4	11.1	5	June	8-10-3	3.95	97	145.2	64	4-4-2	3.86	47	44.1	19	Before All-Star	25-24-7	4.18	305	424.0	197		
0-2-0	9.00	9	8.0	8	July	11-11-1	4.41	114	161.1	79	3-1-0	4.07	25	24.1	11	After All-Star	26-24-2	3.80	301	438.1	185		
2-0-0	6.10	11	10.1	7	August	11-9-2	3.99	110	167.0	74	-	-	-	-	-	Starter	6-19-0	4.85	42	224.1	121		
1-0-0	1.00	9	9.0	1	September	6-7-0	3.29	105	145.0	53	7-5-2	3.93	72	68.2	30	Relief	45-29-9	3.68	564	638.0	261		
					October	1-0-0	3.66	7	19.2	8													

BROCAIL CAREER PITCHING BREAKDOWN BY BALLPARK

BALLPARK	W-L-S	ERA	G	IP	ER	BALLPARK	W-L-S	ERA	G	IP	ER
Astrodome	5-4-0	4.15	37	84.2	39	Shea Stadium	0-2-1	8.40	10	15.0	14
AT&T Park	0-0-0	0.00	6	7.1	0	Three Rivers Stadium	2-0-0	2.12	6	17.0	4
Atlanta-Fulton County	1-1-0	4.02	3	15.2	7	Turner Field	0-0-0	3.38	6	5.1	2
Busch Stadium	0-0-0	1.80	4	5.0	1	Veterans Stadium	0-0-0	9.00	4	5.0	5
Busch Stadium II	0-2-1	2.35	9	15.1	4	Wrigley Field	1-3-0	8.66	11	17.2	17
Candlestick Park	0-3-0	4.82	5	18.2	10	Angel Stadium	0-1-0	1.54	12	11.2	2
Chase Field	1-0-0	1.38	9	13.0	2	Camden Yards	1-2-0	2.77	10	13.0	4
Cnergy Field	1-0-0	0.00	1	1.0	0	Comerica Park	4-3-0	4.05	25	26.2	12
Citizens Bank Park	0-0-1	0.00	4	4.0	0	Fenway Park	0-1-0	3.50	15	18.0	7
Coors Field	1-0-0	2.70	13	16.2	5	Kauffman Stadium	1-1-0	6.35	12	11.1	8
County Stadium	0-0-0	0.00	3	2.2	0	Kingdome	0-0-0	2.08	5	4.1	1
Dodger Stadium	1-2-0	5.82	10	17.0	11	McAfee Coliseum	2-0-1	2.40	15	15.0	4
Dolphin Stadium	0-2-0	12.27	6	7.1	10	Metrodome	3-1-0	5.00	13	18.0	10
Great American	0-1-0	3.38	4	2.2	1	Progressive Field	0-1-1	3.97	12	11.1	5
Mile High Stadium	0-0-0	10.50	2	6.0	7	Rangers Ballpark	6-2-2	4.81	68	5.0	72
Miller Park	0-1-0	6.43	8	7.0	5	Rogers Centre	1-0-0	3.09	8	11.2	4
Minute Maid Park	6-2-1	2.68	42	40.1	12	Safeco Field	1-0-0	0.75	10	12.0	1
Olympic Stadium	1-0-0	1.45	5	18.2	3	Tiger Stadium	6-3-1	2.39	96	113.0	30
PETCO Park	4-1-0	4.96	40	45.1	25	Tropicana Field	0-1-0	9.82	13	11.0	12
PNC Park	0-1-0	4.76	6	5.2	3	U.S. Cellular Field	0-1-0	5.40	8	13.1	8
Qualcomm Stadium	2-6-0	4.50	19	80.0	40	Yankee Stadium	0-0-0	0.90	9	10.0	1
RFK Stadium	0-0-0	0.00	2	2.0	0						



BYRDAK

TIM BYRDAK

48

Bats/Throws: Left/Left

Height/Weight: 5-11/196

Birthdate: 10/31/73 in Oak Lawn, IL

Resides: Lockport, IL

Opening Day Age: 35

ML Service: 3.150

Contract Status: Signed through 2009.

Acquired: Signed to a minor league contract on April 3, 2008.

LHP

CAREER HIGHLIGHTS

- ★ Is 6 with three career saves and a 4.97 ERA (92ER/166.2IP) in 203 career relief appearances over parts of seven Major League seasons with Kansas City (1998-00), Baltimore (2005-06), Detroit (2007) and Houston (2008).
- ★ Has posted a 5-1 record and a 3.59 ERA (40ER/100.1IP) in his last two Major League seasons...through his first five MLB seasons (1998-2000, 2005-06) had gone 1-5 with a 7.06 ERA (52ER/66.1IP).
- ★ Posted career highs in 2008 in innings pitched (55.1) and appearances (59)...pitched to a 1.71 ERA (6ER/31.2IP) in 33 first-half appearances...ranked as the second-lowest ERA in the first half for a lefty reliever in Astros history (Joe Sambito, 0.95 ERA in 1979) (min. 30 apps.)
- ★ Began his Astros career in 2008 by tossing 16.0 consecutive scoreless innings, marking the longest scoreless inning streak by an Astros left-handed reliever since Billy Wagner tossed 20.2 consecutive scoreless innings from July 2 to Aug. 19, 2003.
- ★ In his 14th season of professional baseball in 2007, posted his best Major League season by going 3-0 with a 3.20 ERA (16ER/45IP) in 39 appearances with Detroit.

2008. Went 2-1 with a 3.90 ERA (24ER/55.1IP) in 59 relief appearances with Houston in 2008...posted career highs in innings (55.1) and appearances (59)...limited left-handed hitters to a .135 (12x89) batting average, which ranked as the third-lowest batting average against lefties in the Majors (min. 75 AB)...limited all opponents to a .222 average (45x203)...went 1-1 with a 3.08 ERA (9ER/26.1IP) in 26 appearances on the road...posted a 4.66 ERA (15ER/29IP) at Minute Maid Park...set a career high by tossing 65 pitches and tied his career high with five strikeouts on Aug. 15 vs. ARI...posted a 1.71 ERA (6ER/31.2IP) in 33 first-half appearances...ranked as the second-lowest ERA in the first half for a lefty reliever in club history (Joe Sambito, 0.95 ERA in 1979)

10 SEASONS *Astros* NOTES 10 SEASONS

- ★ Was an All-Southwest Conference selection as a junior at Rice University in 1994...selected by Kansas City in the fifth round of the 1994 draft...signed by Royals scout Terry Wetsel.
- ★ Is the second former Rice University pitcher to play in the current Astros (joining Lance Berkman in 1997).
- ★ Avoided arbitration by signing a one-year contract through 2009 on Jan. 20, 2009.



(min. 30 apps.)... won his first two decisions as an Astro on May 4 vs. MIL and May 15 at SF...the victories extended his winning streak to a career-high six games, dating back to April 14, 2006...tossed 16.0 consecutive scoreless innings over 17 appearances to begin his Astros career from April 21 to June 1...marked the longest scoreless inning streak by an Astros left-handed reliever since Billy Wagner tossed 20.2 consecutive scoreless innings from July 2 to Aug. 19, 2003...posted a 3.68 ERA (3ER/7 1IP) in seven games with the Express...struck out 10 hitters and did not allow a walk...had his contract purchased from Round Rock on April 20...spent Spring Training 2008 with Detroit and was released on March 26...signed by Houston to a minor league contract on April 3 and reported to Round Rock (AAA) to begin the season.

2007: Began the season with Triple A Toledo, before joining the Tigers bullpen and establishing a career high with 49 strikeouts... fanned 9.80 batters per nine innings, ninth-best among American League relievers... joined the Tigers bullpen after having his contract purchased from Toledo on May 14...placed on the Disabled List on June 27 with left elbow tendonitis...limited left-handed batters to a .176 batting average (12x68) with the Tigers.

2006: Began the 2006 season with the Baltimore Orioles, appearing on an Opening Day roster at the Major League level for the first time in his career...earned his first Major League win on April 14 vs. the LA Angels...landed on the 60-day Disabled List with bone chips in his left elbow on April 19...underwent surgery on April 21 at Johns Hopkins Hospital to remove the bone chips...reinstated from the Disabled List on July 30...was designated for assignment by Baltimore on August 30...his contract was outrighted to Triple A Ottawa on Sept. 1...assigned to Class A Aberdeen by the Orioles as part of a rehab assignment on July 17 and appeared in one game with Aberdeen before his rehab assignment was transferred to Double A Bowie on July 20...played in three games with Bowie - his three-game stint was interrupted by one appearance at Class A Frederick.

2005: Joined the Orioles after having his contract purchased from Ottawa on July 2, 2005...compiled a 1.69 ERA (1ER/5.1IP) in 14 outings during September...appeared in 37 games for Ottawa before having his contract purchased by the Orioles on July 2...led Ottawa with 11 saves...second among all International League relievers with a .170 batting average against.

2004: Signed by the San Diego Padres as a minor league free agent on January 30 and opened the season in extended Spring Training before being transferred to Triple A Portland on April 20...saw action in 20 games with Portland before being acquired by the Orioles on June 22...assigned to Ottawa by the Orioles.

2003: Split the 2003 season between Joliet and Gary in the Northern League.

2002: Limited to 11 outings in the Cleveland Indians organization during the 2002 season as he continued to recover from ligament replacement surgery the previous year...assigned to Class A Kinston after being reinstated from the Disabled List on May 17 and played in two games with Kinston before being transferred to Double A Akron on May 23...released by the Indians organization on June 28.

2001: Assigned to Triple A Buffalo after signing with the Indians as a minor league free agent on February 19, 2001...landed on the Disabled List on April 29 with left elbow soreness...underwent ligament replacement surgery in his left elbow on June 7


2000: Appeared in 12 games for the Kansas City Royals after being recalled from Triple A Omaha on July 15, 2000...optioned to Double A Wichita on Aug. 11...became a free agent after the Royals did not offer him a contract for the 2001 season on December 20...spent the majority of the 2000 season with Omaha, with the exception of brief stints with Wichita and Kansas City.

1999: Played in 33 games during his three stints with the Royals in 1999...recalled by Kansas City from Omaha on June 15 and optioned to Omaha on June 23 after appearing in four games...recalled by the Royals from Omaha on June 25...earned his first Major League save on July 4 at Cleveland, retiring the only batter he faced...optioned back to Omaha by the Royals on July 27...recalled by the Royals from Omaha for the remainder of the season on August 25...appeared in 33 games during his three stints with Omaha.

1998: Recalled by the Royals from Omaha for his first major league action on August 7, 1998...made his Major League debut on August 7 at Yankee Stadium in the first game of a doubleheader against New York and retired two of the three batters he faced...optioned to Omaha on August 15...split his time at the minor league level in 1998 between Wichita and Omaha, combining for a 5-6 record and 3.45 ERA (88.2IP/34ER) in 60 outings.

MINOR LEAGUES:

1997: Started the 1997 season on the Disabled List as he continued to recover from left elbow surgery... assigned to Class A Wilmington after being reinstated from the Disabled List on June 9...ranked fourth among all Carolina League relievers with 2.18 walks per nine innings...1996: Limited to 15 starts with Wichita before landing on the Disabled List for the remainder of the season with a sore left elbow on June 27, 1996... underwent left elbow surgery following the season...1995: Finished third in the Carolina League with a 2.16 ERA for Wilmington in 1995...ranked third in the league with 11 wins and 166.1 innings pitched, while finishing fourth with 26 starts and fifth with 127 strikeouts...ranked second among all league starters with a .197 batting average against and third with 9.13 baserunners per nine innings...1994: Made his professional debut with Single A Eugene after being selected by the Royals in the fifth round of the June 1994 draft.



TIMOTHY CHRISTOPHER BYRDAK

YR	CLUB	W-L	ERA	G	GS	CG	SHO	SV	IP	H	R	ER	HR	HB	BB	SO	WP	BK
1994	Eugene (A)	4-5	3.07	15	15	0	0	0	73.1	60	33	25	6	4	20	77	1	1
1995	Wilmington (A)	11-5	2.16	27	26	0	0	0	166.1	118	46	40	7	10	45	127	1	0
1996	Wichita (AA)	5-7	6.91	15	15	0	0	0	84.2	112	73	65	15	0	44	47	8	0
1997	Wilmington (A)	4-3	3.51	22	2	0	0	3	41.0	34	17	16	3	2	12	47	4	0
1998	Wichita (AA)	3-5	4.15	34	0	0	0	2	52.0	58	29	24	3	2	28	37	2	3
	Omaha (AAA)	2-1	2.45	26	0	0	0	1	36.2	31	13	10	3	2	20	32	2	0
	KANSAS CITY	0-0	5.40	3	0	0	0	0	1.2	5	1	1	1	0	0	1	0	0
1999	Omaha (AAA)	3-1	1.81	33	0	0	0	17	49.2	39	19	10	0	6	28	51	2	0
	KANSAS CITY	0-3	7.66	33	0	0	0	1	24.2	32	24	21	5	1	20	17	3	1
2000	Omaha (AAA)	6-2	4.44	34	1	0	0	4	52.2	59	27	26	5	4	29	47	3	2
	KANSAS CITY	0-1	11.37	12	0	0	0	0	6.1	11	8	8	3	0	4	8	1	0
	Wichita (AA)	0-0	5.40	4	0	0	0	0	6.2	9	4	4	1	0	3	1	0	0
2001	Buffalo (AAA)	2-0	4.67	4	3	0	0	0	17.1	18	10	9	1	1	5	17	1	0
2002	Kinston (A)	1-0	4.50	2	0	0	0	0	4.0	3	2	2	0	0	4	3	0	0
	Akron (AA)	0-0	6.23	9	0	0	0	1	13.0	16	12	9	0	1	11	8	3	0
2003	Joliet (IND)	2-1	2.67	5	5	0	0	0	33.2	31	17	10	3	1	10	18	2	0
	Gary (IND)	2-4	4.34	10	10	1	0	0	66.1	60	33	32	7	4	25	58	2	1
2004	Portland (AAA)	3-0	5.45	20	2	0	0	0	38.0	47	28	23	3	2	17	25	2	0
	Ottawa (AAA)	2-1	4.19	33	1	0	0	2	34.1	46	20	16	4	2	12	43	1	0
2005	Ottawa (AAA)	3-2	2.09	37	0	0	0	11	38.2	23	12	9	0	3	15	44	0	0
	BALTIMORE	0-1	4.05	41	0	0	0	1	26.2	27	14	12	1	1	21	31	5	0
2006	BALTIMORE	1-0	12.86	16	0	0	0	0	7.0	14	10	10	2	0	8	2	1	0
	Aberdeen (A) #	0-0	9.00	1	0	0	0	0	1.0	2	1	1	0	0	0	3	0	0
	Bowie (AA) #	0-0	2.25	3	0	0	0	0	4.0	4	1	1	0	0	2	7	0	0
	Fredenck (A) #	0-0	13.50	1	0	0	0	0	1.1	4	2	2	0	0	1	0	1	0
2007	Toledo (AAA)	1-0	2.59	17	0	0	0	0	24.1	22	7	7	3	0	8	30	2	1
	DETROIT	3-0	3.20	39	0	0	0	1	45.0	38	23	16	3	1	26	49	3	0
2008	Round Rock (AAA)	0-0	3.68	7	0	0	0	0	7.1	8	3	3	0	0	0	10	0	0
	HOUSTON	2-1	3.90	59	0	0	0	0	55.1	45	24	24	10	2	29	47	0	0
MINOR LEAGUE TOTALS		54-37	3.66	359	80	1	0	28	846.1	804	709	344	68	44	339	732	37	8
NL TOTALS		2-1	3.90	59	0	0	0	0	55.1	45	24	24	10	2	29	47	0	0
AL TOTALS		4-5	5.50	144	0	0	0	3	111.1	127	80	68	15	3	79	108	13	1
MAJOR LEAGUE TOTALS		6-6	4.97	203	0	0	0	3	166.2	172	104	92	25	5	108	155	13	1

Rehab assignment

BYRDAK CAREER TRANSACTIONS

- Selected by Kansas City in the 5th round of the June 1994 draft.
- Signed by Cleveland as a minor league free agent on Dec. 23, 2000.
- Signed by San Diego as a minor league free agent on Feb. 1, 2004.
- Acquired by Baltimore from San Diego in exchange for cash considerations on June 22, 2004.
- Placed on Disabled List, April 19-July 30, 2006 (bone chips in left elbow).
- Signed by Detroit as a minor league free agent on Nov. 15, 2006.
- Placed on Disabled List, June 27-July 25, 2007 (left elbow tendinitis).
- Signed by Houston as a minor league free agent on April 3, 2008.

BYRDAK GAME HIGHS

Longest Winning Streak:	6	April 14, 2006 - May 15, 2008
Longest Losing Streak:	5	June 27, 1999 - Aug. 14, 2005
Strikeouts:	5 (3x)	last, Aug. 15, 2008 vs. Arizona
Walks:	3 (5x)	last, July 6, 2008 at Atlanta
Innings (starter):		No Major League starts
Innings (relief):	4.0	- Sept. 21, 2007 vs. Kansas City
Low-Hit Game (CG):		No Major League complete games



BYRDAK CAREER PITCHING BREAKDOWN

2008						Career						2008						Career					
W-L-S	ERA	G	IP	ER	TEAM	W-L-S	ERA	G	IP	ER	W-L-S	ERA	G	IP	ER	TEAM	W-L-S	ERA	G	IP	ER		
2-1-0	3.90	59	55.1	24	Overall	6-6-3	4.97	203	166.2	92	0-0-0	7.71	2	2.1	2	Baltimore	0-0-0	6.75	4	4.0	3		
0-0-0	3.60	7	5.0	2	Inter league	0-0-0	4.50	19	8.0	9	0-0-0	0.00	2	1.1	0	Boston	0-0-1	3.27	14	11.0	4		
0-0-0	6.20	3	3.1	6	Arizona	0-0-0	16.20	3	3.1	6	-	-	-	-	-	Chi. White Sox	0-1-3	2.16	8	8.1	2		
0-1-0	2.08	3	4.1	1	Atlanta	0-1-0	1.93	4	4.2	1	-	-	-	-	-	Cleveland	0-1-1	7.24	15	13.2	11		
0-0-0	6.00	6	6.0	4	Chi. Cubs	0-0-0	3.72	9	9.2	4	-	-	-	-	-	Detroit	0-1-0	27.00	5	1.0	3		
0-0-0	2.70	7	6.2	2	Cincinnati	0-0-0	2.70	7	6.2	2	-	-	-	-	-	Kansas City	1-0-0	0.00	2	5.1	0		
0-0-0	0.00	1	0.2	0	Florida	0-0-0	0.00	1	0.2	0	-	-	-	-	-	L.A. Angels	1-1-0	14.40	9	5.0	8		
-	-	-	-	-	Houston	0-0-0	0.00	1	0.0	2	-	-	-	-	-	Minnesota	0-1-0	1.42	8	6.1	1		
0-0-0	0.00	4	3.2	0	L.A. Dodgers	0-0-0	0.00	4	3.2	0	0-0-0	0.00	2	1.0	0	N.Y. Yankees	0-0-0	3.00	19	12.0	4		
1-0-0	3.38	4	5.1	2	Milwaukee	1-0-0	2.16	6	8.1	2	-	-	-	-	-	Oakland	0-0-0	8.31	10	8.2	8		
0-0-0	0.00	3	1.2	0	N.Y. Mets	0-0-0	0.00	5	3.2	0	-	-	-	-	-	Seattle	0-0-0	0.00	6	2.0	0		
0-0-0	0.00	2	2.1	0	Philadelphia	0-0-0	6.75	3	4.0	3	-	-	-	-	-	Tampa Bay	1-0-0	2.57	14	7.0	2		
0-0-0	7.11	7	6.1	5	Pittsburgh	0-0-0	7.11	7	6.1	5	0-0-0	0.00	1	0.1	0	Texas	0-0-0	4.35	13	10.1	5		
0-0-0	3.38	4	2.2	1	St. Louis	0-0-0	4.50	5	4.0	2	-	-	-	-	-	Toronto	0-1-0	12.46	12	8.2	12		
0-0-0	0.00	1	1.0	0	San Diego	0-0-0	0.00	1	1.0	0	1-0-0	4.66	33	29.0	15	Home	5-3-1	5.50	104	86.2	53		
1-0-0	1.93	5	4.2	1	San Francisco	1-0-0	1.93	5	4.2	1	1-1-0	3.08	26	26.1	9	Road	1-2-2	4.39	99	80.0	39		
0-0-0	0.00	2	1.2	0	Washington	0-0-0	3.38	3	2.2	1	2-1-0	2.16	15	16.2	4	Day	2-5-1	6.28	66	53.0	37		
0-0-0	0.00	5	3.2	0	April	1-0-0	8.10	10	6.2	6	0-0-0	4.66	44	38.2	20	Night	4-1-2	4.35	137	132.2	55		
2-0-0	0.00	11	10.1	0	May	2-0-0	1.29	19	21.0	3	2-1-0	3.90	59	55.1	24	Grass fields	6-6-3	4.81	188	159.0	85		
0-0-0	4.35	11	10.1	5	June	0-0-0	6.08	26	23.2	16	-	-	-	-	-	Artificial turf	0-0-0	8.22	15	7.2	7		
0-1-0	4.76	11	11.1	6	July	0-3-3	5.03	44	39.1	22	2-1-0	1.71	33	31.2	6	Before All-Star	3-3-2	4.32	71	66.2	32		
0-0-0	6.43	12	14.0	10	August	1-0-6	6.60	60	47.2	35	0-0-0	6.85	26	23.2	18	After A. Star	3-3-1	5.40	132	100.0	60		
0-0-0	4.76	9	5.2	3	September	2-1-0	3.29	42	27.1	10	2-1-0	3.90	59	55.1	24	Revet	6-6-3	4.97	203	166.2	92		
-	-	-	-	-	October	0-0-0	0.00	2	1.0	0	-	-	-	-	-	-	-	-	-	-	-		

BYRDAK

BYRDAK CAREER PITCHING BREAKDOWN BY BALLPARK

BALLPARK	W-L-S	ERA	G	IP	ER	BALLPARK	W-L-S	ERA	G	IP	ER
AT&T Park	1-0-0	0.00	3	2.2	0	Angel Stadium	0-0-0	9.00	3	2.0	2
Busch Stadium	0-0-0	0.00	2	1.1	0	Camden Yards	1-1-1	5.70	33	23.2	15
Chase Field	0-0-0	0.00	2	0.1	0	Comerica Park	3-1-0	4.13	21	24.0	11
Citizens Bank Park	0-0-0	16.20	1	1.2	3	Fenway Park	0-0-0	2.84	7	6.1	2
County Stadium	0-0-0	0.00	1	2.0	0	Kauffman Stadium	0-2-0	10.80	23	15.0	18
Dodger Stadium	0-0-0	0.00	1	1.0	0	McAfee Coliseum	0-0-0	0.00	6	4.2	0
Dolphin Stadium	0-0-0	0.00	1	0.2	0	Metrodome	0-0-0	2.45	6	3.2	1
Great American	0-0-0	5.40	3	3.1	2	Progressive Field	0-0-1	3.38	9	8.0	3
Milner Park	0-0-0	0.00	2	2.1	0	Rangers Ballpark	0-0-0	9.00	7	4.0	4
Minute Maid Park	1-0-0	4.71	32	28.2	15	Rogers Centre	0-0-0	13.50	4	2.2	4
Nationals Park	0-0-0	0.00	1	0.2	0	Safeco Field	0-0-0	0.00	4	1.2	0
PNC Park	0-0-0	4.50	3	2.0	1	Tiger Stadium	0-0-0	0.00	2	0.1	0
RFK Stadium	0-0-0	9.00	1	1.0	1	Tropicana Field	0-0-0	13.50	5	1.1	2
Shea Stadium	0-0-0	0.00	1	1.0	0	U.S. Cellular Field	0-1-1	3.86	2	2.1	1
Turner Field	0-1-0	2.08	3	4.1	1	Yankee Stadium	0-0-0	4.05	10	6.2	3
Wrigley Field	0-0-0	3.68	4	7.1	3						

BYRDAK CAREER FIELDING

YEAR	POSITION	PCT.	G	PO	A	E	TC	DP
1998	Pitcher		3	0	0	0	0	0
1999	Pitcher	1.000	33	2	6	0	8	1
2000	Pitcher	1.000	12	1	0	0	1	0
2005	Pitcher	1.000	41	0	4	0	4	0
2006	Pitcher	.500	16	0	1	1	2	0
2007	Pitcher	.500	39	0	2	2	4	0
2008	Pitcher	1.000	59	7	7	0	14	1
Totals	Pitcher	.909	203	10	20	3	33	2



GILBERT DE LA VARA 60

Bats/Throws: Left/Left

Height/Weight: 5-10/160

Birthdate: 10/4/84 in Tucson, AZ

Resides: Tucson, AZ

Opening Day Age: 24

ML Service: 0.000

Contract Status: Signed through 2009.

Acquired: From Kansas City in the Rule V Major League Draft on Dec. 4, 2008.

LHP

CAREER HIGHLIGHTS

- ★ Has posted a 19-16 record and a 3.40 ERA (98ER/259.2IP) in 145 games in four minor league seasons.
- ★ Was a California/Carolina League All Star in 2007 after posting a 2-1 record and a 0.82 ERA (3ER/33IP) in 22 games with Single A Wilmington...limited opponents to a .172 average while with Wilmington.
- ★ Named a Midwest League All-Star in 2006 while with Burlington (A)...posted a 4-4 record and a 3.38 ERA (19ER/50.2IP) in 27 appearances (one start).

MINOR LEAGUES:

2008: Went 6-3 with a 3.27 ERA (28ER/77IP) between Wilmington (A) and Northwest Arkansas (AA)...started his third consecutive season at the Single A level before being promoted to NW Arkansas on June 26...pitched the remainder of the season at Double A...following the season, played for the Surprise Rafter in the Arizona Fall League and compiled a 6-16 ERA (13ER/19IP) in 12 relief appearances...also made two appearances in the Mexican Winter League and did not allow a run in 3 0 innings pitched...**2007:** Posted a 0.82 ERA (3ER/33IP) in 22 games with Wilmington en route to being named a California/Carolina League All Star...limited opponents to a .172 average while with Wilmington...on the season, posted a 5-3 record and a 3.02 ERA (20ER/59.2IP) in 41 appearances with Wilmington and Wichita (AA)...**2006:** Between Burlington (A) and High Desert (A) went 4-9 with a 4.27 ERA (40ER/84.1IP)...was named a Midwest League All-Star while with Burlington...**2005:** Made his professional debut with the Arizona League Royals, posting a 4-1 record and a 2.33 ERA (10ER/38.2IP).

10 YEARS OF ASTROS NOTES 10

- ★ Attended Pima Community College in Tucson, Arizona, and was named First-Team ACCAC Region I in 2005...led all Arizona Junior College pitchers with 109 strikeouts and a 1.28 ERA...drafted by Kansas City in the 15th round of the 2004 First-Year Player Draft...signed for Royals about Mike Brown.
- ★ Represented the USA in the 2005 World Cup in the Netherlands...the roster consisted of 25 minor league players who were not on a 40-man roster at the time.
- ★ Added to the Astros 40-man roster after being drafted in the 2008 Major League portion of the Rule V Draft.
- ★ In the Astros' second consecutive left-handed reliefers selected in the Rule V Draft (Wesley Wright in 2007).

GILBERT A. DE LA VARA

YR	CLUB	W-L	ERA	G	GS	CG	SHO	SV	IP	H	R	ER	HR	HB	BB	SO	WP	BK
2005	AZL Royals (R)	4-1	2.33	16	1	0	0	3	38.2	31	10	10	2	4	13	43	1	0
2006	Burlington (A)	4-4	3.38	27	1	0	0	9	50.2	35	21	19	3	2	12	64	6	0
	High Desert (A)	0-5	5.61	16	3	0	0	4	33.2	43	30	21	3	1	14	36	3	0
2007	Wilmington (A)	2-1	0.82	22	0	0	0	7	33.0	20	4	3	1	1	12	26	1	0
	Wichita (AA)	3-2	5.74	19	0	0	0	1	26.2	33	19	17	3	1	10	16	0	0
2008	Wilmington (A)	3-3	3.65	24	1	0	0	2	44.1	33	18	18	1	1	12	31	1	0
	NW Arkansas (AA)	3-0	2.76	21	0	0	0	2	32.2	23	12	10	0	1	15	21	2	0
MINOR LEAGUE TOTALS		19-16	3.40	145	6	0	0	28	259.2	218	114	98	13	11	88	237	14	0

DE LA VARA CAREER TRANSACTIONS

- Selected by Kansas City in the 15th round of the June 2004 draft.
- Selected by Houston from Kansas City in the 2008 Rule V Major League Draft on Dec. 4, 2008.



DARIN ERSTAD

2

Bats/Throws: Left/Left

Height/Weight: 6-2/220

Born: 6/4/74 in Jamestown, N.D.

Resides: Newport Beach, CA.

Opening Day Age: 34

ML Service: 12.077

Contract Status: Signed through 2009

Acquired: Signed as a free agent on Dec. 27, 2007.

IF/OF

CAREER HIGHLIGHTS

- ★ The two-time AL All-Star (1998 and 2000) is a career .284 hitter (1677x5890) with 122 home runs and 688 RBI...has scored 900 runs in his career in 1,547 games.
- ★ Is the only player in Major League history to win Gold Glove Awards as an infielder (first base, 2004) and outfielder (2000 and 2002)
- ★ Has 12 career leadoff home runs, all hit between 1997-2000 as a member of the Angels...last leadoff home run came on Sept. 3, 2000 at CWS (James Baldwin).
- ★ Connected for his third career walk-off home run on Sept. 26, 2008 vs. ATL (Julian Tavarez)...hit his first and only career pinch-hit home run on May 15, 2008 at SF off of Giants RHP Tyler Walker
- ★ Ranks fourth in Angels history with 170 stolen bases, 1,505 hits, 818 runs scored, 279 doubles, 625 RBI and 423 extra-base hits and fifth with 1,320 games played
- ★ His 208 hits in Interleague play rank 11th all-time...is a career .335 (208x621) hitter against interleague opponents, which ranks fourth among active players in Interleague batting average (min. 300 PA)
- ★ Is a career .339 (40x118) hitter in 29 postseason games...has hit safely in 26 of 29 playoff games.
- ★ Hit a leadoff home run in Game 6 of the 2002 World Series as Anaheim staged a dramatic comeback victory...four of his nine hits in the Fall Classic went for extra bases (three doubles, one home run).
- ★ Caught a fly ball for the final out in Game 7 of the 2002 World Series vs. San Francisco...hit safely in 15 of 16 playoff games with 14 runs scored and eight multi-hit efforts...his 12-game hitting streak, which ended in Game 4 of the Fall Classic, tied the Yankees Derek Jeter for the longest in a single postseason.
- ★ Holds the American League record for consecutive errorless fielding chances by an outfielder with 723 from Sept. 30, 2001-Sept. 22, 2002, breaking Ken Griffey Jr.'s mark of 573 set from 1992-93.
- ★ Won the Silver Slugger Award in 2000...finished eighth in the AL Most Valuable Player voting in 2000 after setting a club record with a .355 average.
- ★ His 240 hits in 2000 are tied for the 19th-highest total in Major-League history, and he also became the first player in Major-League history to drive in 100 runs from the leadoff slot.

10 YEARS Ago Astros NOTES 10 YEARS Ago

- ★ Attended the University of Nebraska, where he played baseball and football (punter and kicker)...is a baseball player; was named First-Team All-American by Collegiate Baseball, National Player of the Year by College Sports Magazine and Big Eight Player of the Year as a junior in 1997.
- ★ Drafted by the Angels by Los Angeles Angels scout Tom Osowski in the June 1995 draft round by Angel scout Tom Osowski.
- ★ Caught a fly ball for the final out in Game 7 of the 2002 World Series for the Angels vs. San Francisco.
- ★ Was a member of the Cornhuskers 1996 National Championship football team...he gave his wife donated \$1 million to Nebraska's Memorial Stadium Improvement Project in 2004.
- ★ In 2000, he became the first player in Major League history to record 100 RBI as a leadoff hitter, breaking the record of 98 set by Nomar Garciaparra in 1997.
- ★ He signed with Houston through the 2009 season on Aug. 29, 2008.

2008: Hit .276 (89x322) with four homers and 31 RBI in his first full season in the National League...signed to a one-year contract extension through the 2009 season on Aug. 29...hit .343 (23x67) with runners in scoring position, ranking sixth in the NL among hitters with at least 65 at-bats with runners in scoring position...played in 140 of the club's 167 games...started six games at first base and 59 in the outfield (35 in CF, 18 in LF, 7 in RF)...Houston went 23-12 during his 35 starts in center field...had 11 hits as a pinch-hitter (11x49), which tied for 10th in the Majors...hit his third-career walk-off home run and scored his 900th run on Sept. 26 vs. ATL...posted a .327 (33x101) batting average in August, ranking second on the club (Wigginton, .379)...ended a game on May 24 vs. PHI by recording a putout and an assist on the final play of the game...threw out Pedro Feliz trying to score on a caught fly ball to left field...recorded his 1,600th career hit and 300th career double on May 16 at TEX...keyed a four-run comeback victory on May 15 at SF by hitting a three-run pinch-hit home run in the eighth inning...the homer tied the game 7-7, which later turned into an 8-7 Astros win.

2007: Appeared in 87 games in his only season with the White Sox, hitting 248 (77x310) with four home runs and 32 RBI. was on the Disabled List with a sprained left ankle on two occasions... had at least one at bat in every spot in the lineup... led off 27 times (Sox went 19-18...), hitting 284 (42x148)... hit his first-ever Opening Day home run on April 2 vs. CLÉ... the sixth player to homer in his first White Sox at bat since 1991 (also Josh Fields in 2006, Miguel Olivo in 2002, Carlos Lee in 1999, Wil Cordero in 1998 and Nelson Santovenia in 1992)... hit safely in 13 consecutive games from May 12-29, going 17x57 (.333) with seven RBI... was on the 15-day Disabled List from June 1-22 with a sprained left ankle... aggravated the injury after making a diving catch in the first inning on June 22 and returned to the Disabled List on June 23... played in 12 rehabilitation games with Triple A Charlotte... returned from his rehab assignment and was reinstated from the Disabled List on July 31

2005: Was limited to a career low 40 games with the Angels because of an irritation in his right ankle from a bone spur... made his 10th consecutive Opening Day start, the third-longest streak in franchise history... collected his 1,500th career hit on April 21 at Oakland... on the Disabled List from May 1-22 and again from June 18-Aug. 31, including two rehabilitation assignments... underwent arthroscopic surgery on the ankle on Oct. 6.

2005: Spent his 10th season with the Angels... ranked second among AL first basemen with a .997 fielding percentage... compiled a career best, 21 game hitting streak from May 28-June 22... scored his 800th career run on Aug. 18 vs. BOS, joining Garrett Anderson, Tim Salmon and Brian Downing as the only players in Angels history to reach that milestone... received five catcher's interference calls, becoming one of two players in Major League history to reach base four or more times via catcher interference in two separate seasons (also five in 2001)... made his ninth consecutive Opening Day start... was 6x20 (.300) in the 2005 ALDS vs. the Yankees, highlighted by a 3x5 effort in a Game 3 victory at Yankee Stadium... hit safely in four of five games of the 2005 ALCS vs. the White Sox.

2004: Moved from outfield to first base and posted a .996 (4 E/1,056 TC) fielding percentage to claim his third career Rawlings Gold Glove Award and first as an infielder... became the first player in Major League history to be honored with the Gold Glove as an infielder and outfielder and first to win the award at three different positions (also in left field in 2000 and center in 2002)... hit a game tying, two-run double and scored the winning run in the eighth inning on Oct. 2 at Oakland as the Angels clinched the AL West... was on the Disabled List from May 9-June 14 with a strained right hamstring... hit 306 (112x366), following his return from the Disabled List, up from 264 before... Angels were 48-15 when he scored a run... reached base safely in 110 of 125 games... compiled a 14 game hitting streak from April 22-May 7... was successful on 16 of 17 stolen base attempts... was 5x10 (.500) in the 2004 ALDS vs. Boston as the Angels were swept in three games... went 3x4 with a solo home run in Game 1

2003: Limited to 67 games with two stints on the Disabled List with right hamstring tendinitis... was first disabled from April 20-June 9... hit his 100th career home run on July 23 at TEX... played in his 1,000th career game on Aug. 2... re-aggravated the hamstring on Aug. 6 at BOS... was placed on the disabled list a second time on Aug. 7 and missed the remainder of the season.

2002: Won his second career Rawlings Gold Glove Award as an outfielder... Angels were 54-18 when he scored a run... was injured on April 16 vs. TEX when he hit the outfield wall head first while running down a fly ball... re-aggravated the injury on April 19 at OAK while attempting a diving catch in center field... was diagnosed with post-concussion syndrome (missed seven games)... collected his 1,000th career hit on June 15 at LAD... agreed to a four-year contract extension through the 2006 season on Aug. 3... tied his career high with five hits on Aug. 27 vs. TB (second time)... his error on Sept. 24 at TEX was his first as an outfielder since May 30, 2001 vs. MIN... a span of 238 games and 723 total chances... led the Angels with a .352 (25x71) average as they won the 2002 World Series... his 25 hits tied Atlanta's Marquis Grissom (1995) for the all time record in one postseason... caught a fly ball for the final out in Game 7 of the World Series vs. SF... hit safely in 15 of 16 playoff games with 14 runs scored and eight multi-hit efforts... his 12 game hitting streak, which ended in Game 4 of the Fall Classic, tied the Yankees' SS Derek Jeter for the longest in a single postseason... hit a leadoff home run in Game 6 of the World Series as Anaheim staged a dramatic comeback victory... four of his nine hits in the Fall Classic went for extra bases (three doubles, one home run)... hit 364 (8x22) in the ALCS win over MIN... hit his first postseason home run in Game 2 off Rick Reed... batted 421 (18x19) in the ALDS sweep vs. the Yankees... hit the game winning double in the eighth inning of Game 3... underwent surgery to remove the hook of the hamate bone in his right hand on Dec. 5.

2001: Hit 279 in the first half and 233 after the break... team was 45-23 when he scored a run... hit the second of three consecutive home runs by the Angels on July 26 vs. TB... scored his 500th career run on Sept. 6 vs. KC... reached base five times on catcher's interference.

2000: Enjoyed the best season of his career, hitting 355 (240x676) with 121 runs scored, 39 doubles, six triples, 25 home runs, 100 RBI, 64 walks and 28 stolen bases... finished eighth in the AL MVP voting... his 355 average was 102 higher than 1999... the sixth largest increase from the previous season in Major League history (min. 400 AB)... became the first player in Major League history to record 100 RBI as a leadoff hitter, breaking the record of 1998 set by Nomar Garciaparra in 1997... was named to his second AL All Star Team (also 1998)... also became the first player in Angels history to collect 200 hits, 300 runs scored and 100 RBI in one season and the first to lead the league in hits... also was named to The Sporting News All Star Team and was a recipient of the Silver Slugger Award... earned his first Rawlings Gold Glove Award as an outfielder... his 240 hits were the 12th highest total in Major League history at the time... led the AL in hits and multi-hit games (77) and ranked second in average and total bases (366) and tied for third in runs scored... recorded 100 hits in the Angels first 61 games, the fastest player to reach that plateau since Washington's Heime Manush in 1934 (60 games)... set franchise records for average, runs scored (hits and singles) (170)... reached 200 hits in 132 games, becoming the fastest player to hit that mark since the Cardinals' Joe Medwick needed only 131 games in 1935 and the fastest AL player since Philadelphia's Al Simmons needed just 125 games in 1925... his 144 hits at the All Star Break were the most since Atlanta's Ralph Garr had 149 in 1974... his 48 hits in April broke the Major League record set by Colorado's Dante Bichette in 1998 (47)... led off a game with a hit 53 times... was 8x14 (.571) with the bases loaded... started as the designated hitter 10 straight games from Aug. 25-Sept. 4 due to muscle spasms in his left rib cage... was named AL Player of the Week for May 22-28 and co-Player of the Week for July 3-9... tied a Major League record with 12 putouts by an outfielder on July 24 at TEX



1999: Led the Angels with five triples and 13 stolen bases...collected his 500th career hit on Sept. 7 vs. CWS...hit his first game ending home run on April 26 vs. TOR...compiled a .999 fielding percentage in 78 games at first base and a 1 000 mark (192 TC) in 69 games in the outfield. .was on the 15-day Disabled List from Aug. 11-26 with a strained lateral collateral ligament in his right knee .missed the final three games of the season with the same injury.

1998: Hit .296 with 84 runs scored, 39 doubles, 19 home runs, 82 RBI and 20 stolen bases in 133 games...was named an AL All-Star for the first time in his career. .was named AL Player of the Week for June 8-14...compiled a franchise-record streak of nine straight games with an extra-base hit from April 7-18 (11 total), two short of the Major League record set by Jesse Barfield in 1985 . hit his first career grand slam on May 1 vs. CWS off Tony Castillo .was on the Disabled List for the first time in his career from Aug. 4-19 with a strained left hamstring. .also missed 10 games from Sept. 3-15 with the same injury...made 55 starts at first base and 70 in the outfield.

1997: Hit .299 with 99 runs scored, 34 doubles, 16 home runs, 77 RBI and 23 stolen bases his first full season with the Angels... hit his second career inside-the-park home run on May 24 at TOR (also Sept. 6, 1996 at MIN). .underwent an MRI on Sept. 15 which revealed irregularities of the labrum .underwent arthroscopic surgery on his right shoulder on Dec. 5.


1996: Played in 57 games with California, batting .284 with 34 runs scored, four home runs and 20 RBI .his contract was purchased by the Angels from Triple A Vancouver on June 14...made his Major League debut as the starting center fielder on June 14 vs. TOR, going 0x4 with a walk and run scored.. opened his career 0x10 before collecting his first Major League hit on June 16 vs. TOR, a single off Paul Quantrill . hit his first Major League home run (off Alex Fernandez), RBI, multi-hit game and stolen base on June 17 vs. CWS .was optioned to Vancouver on Aug. 2 and recalled on Sept. 3 .hit an inside-the-park homer off Brad Radke on Sept. 6 at MIN .opened his first full professional season with Triple A Vancouver.. hit .305 with 63 runs scored, 22 doubles, six home runs and 41 RBI in 85 games with the Canadians.

MINOR LEAGUES:

1995: Made his professional debut after being selected by the California Angels with the first overall pick in the draft...began the season with Rookie Mesa and was 10x18 (.556) in five games to earn a promotion to Class A Lake Elsinore...hit .363 (41x113) with five home runs and 24 RBI in 25 games with the Storm...played for Tempe in the Arizona Fall League...was signed by Angels scout Tom Osowski.

PERSONAL/MISCELLANEOUS

He and his wife, Jessica, make their home in Newport Beach, CA, with their two children, daughter Jordan Elizabeth and son Zack...was the Angels recipient of the 2005 Roberto Clemente Award for his efforts in the Southern California community...he and his wife donated \$1 million to Nebraska's Memorial Stadium Improvement Project in 2004...is involved with several children's groups...has served as a spokesman for Big Brothers of Orange County...conducted a youth clinic at Riverside Community College for the nine seasons (1998-2006)...has been a frequent speaker at the Cal Poly Pomona Baseball Camp...donated funds to refurbish Little League fields in East Whittier (dedicated as Darin Erstad Field in 2000), Long Beach (2001) and Garden Grove (2000) . supports local Boys & Girls Clubs...also has supported the Tim Salmon Golf Classic, which benefits Family Solutions and Laurel House... was active in the Angels' Wives annual hospital visits to the UC-Irvine Medical Center...attended the University of Nebraska, where he played baseball and football (punter and kicker)...hit .356 (261x733) with 46 doubles, 41 home runs, 182 RBI and a .608 slugging percentage in 176 career games...was named First-Team All-America by Collegiate Baseball, National Player of the Year by College Sports Magazine and Big Eight co-Player of the Year as a junior in 1995...was a member of the Cornhuskers' 1994 National Championship football team...was Academic All-Big Eight in football in 1992 and baseball in 1993...was honored at the Nebraska-Texas football game on 11/2/02 for his involvement with the Angels 2002 World Championship team...set six Nebraska baseball records in 1994: most hits (six), runs scored (six) and RBI (six) in a game; most hits (103) and total bases (194) in a season and most career hits (261)...also in 1994 was named Cape Cod Summer League MVP and First-Team All-Big Eight.. graduated in 1992 from Jamestown (N.D.) High School...played football (school-record 50-yard field goal), hockey (36 goals and 24 assists in 26 games) and track and field teams (state champion in 110 and 300-meter hurdles)...participated in American League baseball in lieu of not having a high school baseball team... hit .492 with 18 home runs and 86 RBI for the Jamestown Eagles in 1992 .also was 10-2 with a 2.18 ERA as a pitcher...was named AP North Dakota Athlete of the Year in 1992.



ERSTAD

2009 HOUSTON ASTROS

DARIN CHARLES ERSTAD

YR.	CLUB	AVG.	G	AB	R	H	2B	3B	HR	RBI	SH	SF	HB	BB	SO	SB	CS	E
1995	AZ Angels (R)	.556	4	18	2	10	1	0	0	1	0	0	0	1	1	1	0	0
	Lake Elsinore (A)	.363	25	113	24	41	7	3	5	24	0	1	0	6	22	3	0	1
1996	Vancouver (AAA)	.305	85	351	63	107	22	5	6	41	1	2	3	44	53	11	6	1
	CALIFORNIA	.284	57	208	34	59	5	1	4	20	1	3	0	17	29	3	3	3
1997	ANAHEIM	.299	139	539	99	161	34	4	16	77	5	6	4	51	86	23	8	11
1998	ANAHEIM	.296	133	537	84	159	39	3	19	82	1	3	6	43	77	20	6	3
1999	ANAHEIM	.253	142	585	84	148	22	5	13	53	2	3	1	47	101	13	7	1
2000	ANAHEIM	.355	157	*676	*121	*240	39	6	25	100	2	4	1	64	82	28	8	3
2001	ANAHEIM	.258	157	631	89	163	35	1	9	63	1	7	10	62	113	24	10	1
2002	ANAHEIM	.283	150	625	99	177	28	4	10	73	5	4	2	27	67	23	3	1
2003	ANAHEIM	.252	67	258	35	65	7	1	4	17	2	2	4	18	40	9	1	0
	Salt Lake (AAA) #	.407	7	27	6	11	0	0	0	4	0	0	0	2	1	1	0	0
2004	ANAHEIM	.295	125	495	79	146	29	1	7	69	3	4	4	37	74	16	1	4
	Salt Lake (AAA) #	.125	4	16	2	2	0	0	0	3	0	0	0	1	1	0	0	0
2005	LOS ANGELES (AL)	.273	153	609	86	166	33	3	7	66	4	2	1	47	109	10	3	4
2006	LOS ANGELES (AL)	.221	40	95	8	21	8	1	0	5	1	1	2	6	18	1	1	0
	Rancho Cucamonga (A) #	.214	7	14	4	3	0	0	0	0	0	0	0	4	2	0	0	0
	Salt Lake (AAA) #	.100	7	30	0	3	0	0	0	3	0	0	0	1	2	1	0	0
2007	CHICAGO (AL)	.248	87	310	33	77	13	1	4	32	6	1	0	28	44	7	2	2
	Charlotte (AAA) #	.128	12	47	3	6	0	0	0	2	0	0	0	5	14	0	0	2
2008	HOUSTON	.276	140	322	49	89	16	0	4	31	2	2	2	14	68	2	3	0
	MINOR LEAGUE	.298	151	616	104	183	30	8	11	78	1	3	3	64	96	17	6	4
	NL TOTALS	.276	140	322	49	89	16	0	4	31	2	2	2	14	68	2	3	0
	AL TOTALS	.284	1407	5568	851	1582	292	31	118	657	33	40	35	447	840	177	53	33
	MAJOR LEAGUE TOTALS	.284	1547	5890	900	1671	308	31	122	688	35	42	37	461	908	179	56	33

*Led League; #Rehab Assignment

DIVISION SERIES RECORD

YEAR	CLUB/OPP.	AVG.	G	AB	R	H	2B	3B	HR	RBI	SH	SF	HB	BB	SO	SB	CS
2002	ANA/NYY	.421	4	19	4	8	2	0	0	2	1	0	0	0	1	1	0
2004	ANA/BOS	.500	3	10	2	5	1	0	1	2	0	0	1	3	1	0	0
2005	LAA/NYY	.300	5	20	1	6	2	0	0	3	0	0	0	0	6	0	0
	Div Totals	.388	12	49	7	19	5	0	1	7	1	0	1	3	8	1	0

LEAGUE CHAMPIONSHIP RECORD

YEAR	CLUB/OPP.	AVG.	G	AB	R	H	2B	3B	HR	RBI	SH	SF	HB	BB	SO	SB	CS
2002	ANA/MIN	.364	5	22	4	8	0	0	1	2	0	0	0	0	3	1	0
2005	LAA/CWS	.235	5	17	1	4	1	0	0	0	0	0	0	1	2	1	0
	LCS Totals	.308	10	39	5	12	1	0	1	2	0	0	0	1	5	2	0

WORLD SERIES RECORD

YEAR	CLUB/OPP.	AVG.	G	AB	R	H	2B	3B	HR	RBI	SH	SF	HB	BB	SO	SB	CS
2002	ANA/SF	.300	7	30	6	9	3	0	1	3	1	1	0	1	4	1	0
	WS Totals	.300	7	30	6	9	3	0	1	3	1	1	0	1	4	1	0

ERSTAD CAREER TRANSACTIONS

- Selected by California in the first round (first overall) of the June 1995 draft.
- On Disabled List, Aug. 4-19, 1998 (strained left hamstring).
- On Disabled List, Aug. 11-26, 1999 (strained lateral collateral ligament).
- On Disabled List, April 20-June 9, 2003 (tendinitis in left hamstring).
- On Disabled List, Aug. 7-Oct. 6, 2003 (tendinitis in right hamstring).
- On Disabled List, May 9-June 14, 2004 (strained right hamstring).
- On Disabled List, May 1-June 12, 2006 (right ankle tendinitis).
- On Disabled List, June 18-Sept. 1, 2006 (bone spur in right ankle).
- Signed by the Chicago White Sox as a free agent on Jan. 23, 2007
- On Disabled List, June 1-22, 2007 (sprained left ankle).
- On Disabled List, June 23-July 31, 2007 (sprained left ankle).
- Signed by Houston as a free agent on Dec. 27, 2007.

2009 HOUSTON ASTROS



ERSTAD GAME HIGHS

Hits: 5 (2x) -- last, August 27, 2002 vs. Tampa Bay
Home Runs: 2 (7x) -- last, June 24, 2002 at Texas
RBI: 5 (4x) -- last, June 7, 2000 vs. San Francisco
Stolen Bases: 2 (10x) -- last, April 4, 2007 vs. Cleveland
Longest Hitting Streak: 21 -- May 28 - June 21, 2005
Career Grand Slams: May 1, 1998 vs. Chicago White Sox (Tony Castillo)

ERSTAD CAREER BATTING BREAKDOWN

2008						Career						2008						Career					
AVG	AB	H	HR	RBI	SPLIT	AVG	AB	H	HR	RBI		AVG	AB	H	HR	RBI	SPLIT	AVG	AB	H	HR	RBI	
.276	322	89	4	31	Overall	.284	5890	1671	122	688		.200	5	1	0	0	Baltimore	.253	308	78	6	34	
.280	25	7	0	2	Interleague	.335	621	208	19	84		.500	2	1	0	0	Boston	.287	293	84	4	35	
.267	15	4	0	0	Arizona	.397	63	25	2	6		-	-	-	-	-	Chi. White Sox	.334	311	104	8	47	
.417	12	5	1	1	Atlanta	.348	23	8	1	1		-	-	-	-	-	Cleveland	.293	324	95	7	36	
.163	43	7	0	4	Chi. Cubs	.179	56	10	0	6		-	-	-	-	-	Detroit	.264	311	82	3	34	
.244	41	10	0	3	Cincinnati	.226	53	12	0	5		-	-	-	-	-	Kansas City	.258	353	91	8	51	
.300	10	3	0	1	Colorado	.421	76	32	4	13		-	-	-	-	-	L.A. Angels	.440	25	11	1	5	
.250	8	2	0	0	Florida	.238	21	5	0	1		-	-	-	-	-	Minnesota	.286	395	113	10	36	
-	-	-	-	-	Houston	.231	13	3	0	0		.333	3	1	0	0	N.Y. Yankees	.250	314	91	4	36	
.375	8	3	0	2	L.A. Dodgers	.321	209	67	6	28		-	-	-	-	-	Oakland	.265	566	150	8	60	
.412	34	14	1	3	Milwaukee	.339	127	43	3	21		-	-	-	-	-	Seattle	.261	548	143	12	64	
.370	27	10	1	3	N.Y. Mets	.360	50	18	2	6		.000	5	0	0	0	Tampa Bay	.306	271	83	6	32	
.143	7	1	0	0	Philadelphia	.053	19	1	0	0		.400	10	4	0	2	Texas	.255	603	154	10	60	
.212	33	7	0	4	Pittsburgh	.250	52	13	0	5		-	-	-	-	-	Toronto	.295	298	88	10	36	
.250	28	7	0	0	St. Louis	.250	40	10	0	2		.242	153	37	2	14	Home	.289	2900	839	53	335	
.250	8	2	0	1	San Diego	.256	78	20	3	7		.308	169	52	2	17	Road	.278	2990	832	69	353	
.500	10	5	1	7	San Francisco	.418	67	28	4	19		.344	96	33	3	14	Day	.284	1495	425	35	177	
.154	13	2	0	0	Washington	.391	23	9	0	2		.248	226	56	1	17	Night	.284	4395	1246	87	511	
.000	1	0	0	0	March	.111	9	1	0	1		.281	317	89	4	31	Grass fields	.284	5315	1507	103	624	
.310	42	13	0	4	April	.299	1024	306	19	125		.000	5	0	0	0	Artificial turf	.285	575	164	19	64	
.333	30	10	1	8	May	.287	929	267	27	130		.294	143	42	2	15	Before All-Star	.300	3325	996	81	429	
.278	36	10	1	2	June	.305	1009	308	25	126		.263	179	47	2	16	After All-Star	.263	2565	675	41	259	
.219	64	14	0	2	July	.263	1103	290	19	108		.243	70	17	1	8	vs. Left-handers	.264	1768	487	43	235	
.327	101	33	1	10	August	.300	959	288	12	105		.286	252	72	3	23	vs. Right-handers	.292	4122	1204	79	453	
.188	48	9	1	5	September	.244	818	200	20	89		.343	67	23	1	27	Scoring Position	.284	1393	395	29	549	
-	-	-	-	-	October	.282	39	11	0	4		.250	4	1	0	5	Bases Full	.299	97	29	1	83	
-	-	-	-	-	-	-	-	-	-	-	-	.224	49	11	1	5	Pinch Hitter	.288	73	21	1	14	
-	-	-	-	-	-	-	-	-	-	-	-	-	-	-	-	-	Designated Hitter	.318	201	64	8	26	

ERSTAD CAREER BATTING BREAKDOWN BY BALLPARK

BALLPARK	AVG	AB	H	HR	RBI	BALLPARK	AVG	AB	H	HR	RBI
AT&T Park	.385	13	5	1	5	Turner Field	.333	21	7	0	0
Busch Stadium	.333	6	2	0	0	Wrigley Field	.270	37	10	0	5
Busch Stadium I	.250	12	3	0	2	Angel Stadium	.293	2625	770	49	309
Candlestick Park	.357	14	5	0	2	Camden Yards	.211	161	34	2	15
Chase Field	.519	27	14	2	6	Comerica Park	.250	112	28	1	15
Citizens Bank Park	.000	5	0	0	0	Fenway Park	.302	139	42	1	20
Coors Field	.372	43	16	2	7	Kauffman Stadium	.260	173	45	6	32
County Stadium	.317	41	13	2	7	Kingdome	.323	65	21	3	8
Dodger Stadium	.330	100	33	4	14	McAfee Coliseum	.271	284	77	3	33
Dolphin Stadium	.200	5	1	0	0	Metrodome	.256	238	61	5	15
Great American	.438	16	7	0	3	Progressive Field	.291	172	50	4	17
Milner Park	.378	45	17	0	8	Rangers Ballpark	.254	315	80	7	31
Minute Maid Park	.250	160	40	2	14	Rogers Centre	.328	137	45	8	24
Nationals Park	.200	10	2	0	0	Safeco Field	.214	224	48	4	21
PETCO Park	.000	2	0	0	0	Tiger Stadium	.167	42	7	1	4
PNC Park	.192	26	5	0	2	Tropicana Field	.274	135	37	3	17
Qualcomm Stadium	.281	32	9	1	2	L.S. Cellular Field	.311	273	85	6	30
Shea Stadium	.343	35	12	3	5	Yankee Stadium	.276	145	40	2	15

2009 HOUSTON ASTROS

LEADOFF HR

PINCH-HIT HR

WALK-OFF HR

No.	Date	Opp.	Pitcher	No.	Date	Opp.	Pitcher	No.	Date	Opp.	Pitcher
1	5/09/97	@ MIL	Ca Eldred	1	5/15/08	SF	Tyler Walker	1	4/26/99	TOR	Rodriguez
2	4/11/98	@ CLE	C. Nagy					2	6/25/00	MIN	E. Guardado
3	6/20/98	TEX	Van Poppel					3	9/26/08	ATL	J. Tavares
4	7/02/98	SF	Kirk Rueter								
5	5/30/99	KC	Jose Rosado								
6	6/23/99	@ SEA	J. Hamama								
7	7/20/99	SD	Andy Ashby								
8	9/20/99	TB	W. Alvarez								
9	4/05/00	NYY	David Cone								
10	6/25/00	MN	M. Redman								
11	7/08/00	COL	B. Bohannon								
12	9/03/00	@ CWS	J. Baldwin								

ERSTAD CAREER FIELDING

Year	Position	PCT.	G	PO	A	E	TC	DP
1996	Outfield	.976	48	121	2	3	26	0
1997	First Base	.990	126	999	64	11	1074	92
	Outfield	1.000	1	3	0	0	3	0
1998	Outfield	.992	72	116	4	1	121	2
	First Base	.996	70	464	39	2	505	46
1999	Outfield	1.000	69	185	7	0	192	1
	First Base	.999	78	669	41	1	711	59
2000	Outfield	.992	136	350	9	3	362	2
	First Base	1.000	3	5	0	0	5	0
2001	Outfield	.998	146	398	10	1	409	3
	First Base	1.000	12	64	7	0	71	8
2002	Outfield	.998	143	452	11	1	464	3
	First Base	1.000	5	9	0	0	9	2
2003	Outfield	1.000	66	190	2	0	192	1
2004	First Base	.996	124	986	66	4	1056	83
2005	First Base	.997	147	1218	79	4	1301	109
2006	Outfield	1.000	27	71	1	0	72	0
	First Base	1.000	13	31	1	0	32	1
2007	Outfield	.993	63	132	2	1	135	0
	First Base	.995	22	174	14	1	189	18
2008	Outfield	1.000	88	146	2	0	148	1
	First Base	1.000	12	71	2	0	73	4
Outfield Totals		.996	859	2164	50	10	2224	13
First Base Totals		.995	612	4690	313	23	5026	422



FULCHINO

JEFF FULCHINO

73

Bats/Throws: Right/Right
Born: 11/26/79 in Titusville, FL
Opening Day Age: 29

Height/Weight: 6-5/252
Resides: Fairfield, CT
ML Service: 0.067

Contract Status: Signed through 2009
Acquired: Claimed off waivers from Kansas City on Dec. 8, 2008.

RHP

FULCHINO

CAREER HIGHLIGHTS

- ★ Has 13 Major League appearances with Kansas City and Florida and has posted an 0-1 record and a 8.79 ERA (14ER/14.1IP)...as a minor leaguer, Fulchino has appeared in 182 games (154 starts), compiling a 45-49 record and a 4.45 ERA.
- ★ The 2008 season marked his first to be used primarily as a reliever...began the season at Double A NW Arkansas before being promoted to Triple A Omaha and Kansas City.
- ★ Made his Major League debut in 2006, making one relief appearance for the Marlins.
- ★ Set Albuquerque's (AAA) franchise record for wins (11) in 2005 and was named co-recipient of the team's Community-Minded Award for his civic work in the city of Albuquerque.

10 SEASONS *Astros* NOTES 10 SEASONS

- ★ Began his collegiate career for the University of Connecticut in 1999 and led the staff with a 3.92 ERA...did not play in 2000, but returned to the team in 2001 and posted a team-leading 57 strikeouts in 71.2 innings of work...drafted by Florida in the eighth round of the June First-Year-Player Draft...signed by Marlins scout Dennis Sheehan.
- ★ Made his debut...

2008: Was signed as a minor league free agent on Feb. 7... began the season at Double A Northwest Arkansas and made two appearances there before being transferred to Omaha...has his contract selected from Omaha on June 8 and made his Royals debut later that night, tossing a scoreless inning at the Yankee Stadium...made five relief appearances for the Royals before being optioned to Omaha on June 23...recalled on Aug. 15 for the remainder of the season...suffered his first Major League loss on Aug. 16 at NYY.

2007: Went 6-2 with a 5.83 ERA in 16 starts for Albuquerque... began the season with a three-game winning streak, extending his victory string to five games including wins in his last two starts of 2006... had won two consecutive starts prior to his scheduled start on June 30, but was scratched from that outing after experiencing pain in his right shoulder while warming up in the bullpen before the game... was placed on the disabled list on July 2, where he remained the rest of the season with a right shoulder strain.

2006: Made his Major League debut in 2006, making one relief appearance for the Marlins...had his contract purchased by Florida on June 21 and made his big league debut the next night at Baltimore... was optioned to Albuquerque on June 26... logged a team-leading 109 strikeouts for Albuquerque (AAA) in 2006, his career high... on Aug. 26 at Round Rock, he pitched a season-high 8.0 scoreless innings, allowing just two hits and striking out a season-best and team-high-tying 10 batters... in that same game, he drilled a two-run double and a grand slam, giving him a team high-tying six RBI, the most ever by an Isotopes pitcher in a game.

MINOR LEAGUES

2005: Set an Isotopes franchise record with 11 wins, tied for second-most in the PCL... also posted team-highs in starts (29), innings pitched (153.0) and strikeouts (101)...was named co-recipient of the team's Community-Minded Award for his civic work in the city of Albuquerque... **2004:** Split time between Jupiter (A) and Carolina (AA) posting a combined record of 8-7 with a 3.91 ERA (58ER/133.2IP)...made 25 starts between the two clubs...**2003:** Appeared in 22 games (20 starts) for Greensboro (A) and Jupiter (A), going 3-6 with a 4.03 ERA (46ER/102.2IP)...**2002:** Spent the entire season with Single A Kane County, making 24 appearances (22 starts)...posted a 5-5 record and a 3.87 ERA (57ER/132.2IP)...**2001:** Made pro debut with Class A Utica of the New York Penn League...posted a 3.56 ERA (24ER/60.2) and limited opposing hitters to a .206 batting average as a starter.

2009 HOUSTON ASTROS

JEFFREY P. FULCHINO

YEAR CLUB	W-L	ERA	G	GS	CG	SHO	SV	IP	H	R	ER	HR	HR	BB	SO	WP	BK
2001 Utica (R)	3-8	3.56	14	13	0	0	0	60.2	48	34	24	2	8	31	33	3	3
2002 Kane County (A)	5-5	3.87	24	22	0	0	0	132.2	114	67	57	7	10	51	94	9	1
2003 Greensboro (A)	1-2	4.01	5	4	0	0	0	24.2	28	14	11	1	3	7	16	0	2
Jupiter (A)	2-4	4.04	17	16	1	0	0	78.0	76	41	35	1	10	32	47	5	0
2004 Jupiter (A)	2-2	2.72	8	8	0	0	0	43.0	39	17	13	1	1	16	28	3	0
Carolina (AA)	6-5	4.47	17	17	0	0	0	90.2	93	45	45	5	3	37	84	3	0
2005 Albuquerque (AAA)	11-7	5.06	29	29	0	0	0	153.0	179	102	86	21	11	67	101	9	0
2006 Albuquerque (AAA)	6-10	4.50	25	24	0	0	0	140.0	144	82	70	12	15	56	109	9	1
FLORIDA	0-0	0.00	1	0	0	0	0	0.1	0	0	0	0	0	1	0	0	0
2007 Albuquerque (AAA)	6-2	5.83	16	16	0	0	0	88.0	108	63	57	13	4	39	55	3	0
2008 NW Arkansas (AA)	0-0	5.40	2	0	0	0	1	3.1	3	3	2	0	0	1	6	0	0
Omaha (AAA)	3-4	4.84	25	5	0	0	5	61.1	71	38	33	2	0	27	53	4	1
KANSAS CITY	0-1	9.00	12	0	0	0	0	14.0	21	15	14	2	1	8	12	1	0
MINOR LEAGUE TOTALS	45-49	4.45	182	154	1	0	6	875.1	903	506	433	65	65	364	626	48	8
MAJOR LEAGUE TOTALS	0-1	8.79	13	0	0	0	0	14.1	21	15	14	2	1	9	12	1	0

FULCHINO CAREER TRANSACTIONS

- Selected by Florida in the eighth round of the June 2001 draft.
- Signed by Kansas City as a minor league free agent on Feb. 7, 2008.
- Acquired off waivers by Houston from Kansas City on Dec. 8, 2008.

FULCHINO GAME HIGHS

Longest Winning Streak:
 Longest Losing Streak:
 Strikeouts:
 Walks:
 Innings (starter):
 Innings (relief):
 Low-Hit Game (CG):

No Major League wins
 1 -- Aug. 16, 2008
 2 (4x) -- last, Aug. 30, 2008 at Detroit
 3 -- June 22, 2008 vs. San Francisco
 No Major League starts
 3.0 (2x) -- Aug. 17, 2008 at New York (A.)
 No Major League complete games

FULCHINO CAREER PITCHING BREAKDOWN

2008				Career				2008				Career									
W-L-S	ERA	G	IP	TEAM	W-L-S	ERA	G	IP	ER	TEAM	W-L-S	ERA	G	IP	ER						
0-1-0	9.00	12	14.0	14	Overall	0-1-0	8.79	13	14.1	14	-	-	-	-	-	Baltimore	0-0-0	0.00	1	0.1	0
0-0-0	7.20	3	5.0	4	Interleague	0-0-0	6.75	4	5.1	4	0-0-0	11.57	3	2.1	3	Cleveland	0-0-0	11.57	3	2.1	3
0-0-0	0.00	2	2.0	0	Arizona	0-0-0	0.00	2	2.0	0	0-0-0	0.00	1	1.0	0	Detroit	0-0-0	0.00	1	1.0	0
0-0-0	12.00	1	3.0	4	San Francisco	0-0-0	12.00	1	3.0	4	0-1-0	9.64	3	4.2	5	NY Yankees	0-1-0	9.64	3	4.2	5
0-0-0	9.00	5	6.0	6	June	0-0-0	8.53	6	6.1	6	0-0-0	18.00	2	1.0	2	Texas	0-0-0	18.00	2	1.0	2
0-1-0	7.50	5	6.0	5	August	0-1-0	7.50	5	6.0	5	0-0-0	12.60	4	5.0	7	Home	0-0-0	12.60	4	5.0	7
0-0-0	13.50	2	2.0	3	September	0-0-0	13.50	2	2.0	3	0-0-0	7.00	8	9.0	7	Road	0-1-0	6.75	9	9.1	7
											0-1-0	9.35	5	8.0	9	Day	0-1-0	9.35	5	8.0	9
											0-0-0	8.44	7	5.1	5	Night	0-0-0	7.94	8	5.2	5
											0-1-0	9.00	12	14.0	14	Grass fields	0-1-0	8.79	13	14.1	14
											0-0-0	9.00	5	6.0	6	Before All-Star	0-0-0	8.53	6	6.1	6
											0-1-0	9.00	7	8.0	8	After All-Star	0-1-0	9.00	7	8.0	8
											0-1-0	9.00	12	14.0	14	Relief	0-1-0	8.79	13	14.1	14

FULCHINO CAREER PITCHING BREAKDOWN BY BALLPARK

BALLPARK	W-L-S	ERA	G	IP	ER	BALLPARK	W-L-S	ERA	G	IP	ER
Chase Field	0-0-0	0.00	2	2.0	0	Progressive Field	0-0-0	13.50	2	1.1	2
Camden Yards	0-0-0	0.00	1	0.1	0	Kauffman Stadium	0-0-0	12.60	4	5.0	7
Comerica Park	0-0-0	0.00	1	1.0	0	Yankee Stadium	0-1-0	9.64	3	4.2	5

FULCHINO CAREER FIELDING

YEAR	POSITION	PCT.	G	PO	A	E	TC	DP
2006	Pitcher	1.000	1	1	0	0	1	0
2008	Pitcher		12	0	0	0	0	0
Totals	Pitcher	1.000	13	1	0	0	1	0



GEOFF GEARY

29

Bats/Throws: Right/Right

Height/Weight: 6-0/180

Born: 8/26/76 in Buffalo, NY

Resides: El Cajon, CA

Opening Day Age: 32

ML Service: 4.098

Contract Status: Signed through 2009

Acquired: From Philadelphia with Michael Bourn and Mike Costanzo in exchange for Brad Lidge and Eric Bruntlett on Nov. 7, 2007.

RHP

GEARY

CAREER HIGHLIGHTS

- ★ Posted a career-best 2.53 ERA (18ER/64IP) in 55 games for Houston in 2008...limited right-handed hitters to a .182 average (25x137) and all hitters to a .197 average (45x228) during the season.
- ★ Set career-highs in wins (7), innings (91.1), games (81) and strikeouts (60) in 2006...finished the season tied for second among NL relievers in innings, third in winning pct. (.875), tied for fourth in wins and tied for sixth in games.
- ★ Won a career-best eight consecutive decisions from Sept. 21, 2005-Sept. 3, 2006 (Game 1)...started the 2006 season with seven consecutive winning decisions before suffering his first loss in Game 2 of a doubleheader on Sept. 3 vs. ATL.
- ★ Logged a career-best, 16.0-inning scoreless streak from Aug. 11-Sept. 3, 2006 (Game 1).
- ★ Tossed a career-high 3.1 innings for the second time in his career on July 2, 2006 at TOR (2H, ER).
- ★ Struck out a career-high five hitters on June 6, 2005 vs. ARI (3.0 IP)

2008: Posted a 2-3 record and a career-best 2.53 ERA (18ER/64IP) in his first season with Houston...was dominant on the road, allowing just a 1.19 ERA (4ER/30.1IP) in 29 road outings...opponents hit 155 against him away from Minute Maid Park...limited right-handed hitters to a .182 average (25x137) and all hitters to a .197 average (45x228)...ranked 10th in the Majors and seventh in the league in opponent batting average against righties (min 125 AB)...pitched more than 1.0 inning in relief in 17 appearances in 2008, posting a 1-1 record and a 1.97 ERA (7ER/32.0IP) in those outings...pitched in consecutive games seven times and did not allow a run in the second game of those appearances (7.2 IP)...allowed just three home runs in 64.0 innings pitched in 2008...stranded 17 of 20 inherited runners...finished the season by posting scoreless appearances in 15 of his last 18 outings since July 28 (1.96 ERA, 4ER/18.1IP). Lost back-to-back decisions for only the second time in his six-year Major League career on July 23 vs. PIT and Aug. 26 vs. CIN...spent time on the Disabled List from May 16-June 3, while recovering from a strained right groin...missed 16 games while on the DL.

2007: Pitched in 57 games for the Phillies and finished 3-2 with a 4.41 ERA (33ER/67.1IP)...began the season with Philadelphia and compiled a 1.50 ERA (3ER/18IP) while holding opponents to a .197 avg (12x61) through his first 17 appearances...recorded an 8.57 ERA (20ER/21IP) in his next 20 appearances and was optioned to Triple A Ottawa on June 30...did not walk a batter in 17.2 IP with Ottawa...posted a 2-0 record with a 3.18 ERA (10ER/28.1IP) in 20 games after the All-Star Break...recalled on July 30 and made three appearances (3ER/5.1IP) before being optioned back to Ottawa on Aug. 9...was recalled again on Aug. 23.


2006: Reached career highs in wins (7), innings (91.1), games (81) and strikeouts (60)...finished tied for second among NL relievers in innings, third in winning pct. (.875), tied for fourth in wins and tied for sixth in games...began the season with the Phillies and appeared in 16 games before being optioned to Triple A Scranton/Wilkes-Barre on May 11...did not appear in a game and was recalled on May 13...won seven consecutive decisions before suffering his first loss on Sept. 3 vs. ATL...went 4-0 with a 0.66 ERA (2ER/27.1IP) over a 25-game stretch from April 22-June 15...had a career-best, 16.0-inning scoreless streak from Aug. 11-Sept. 3 (Game 1)...also had scoreless streaks of 13.2 innings (April 20-May 14) and 11.2 innings (May 27-June 15)...earned his first ML save on Aug. 23 at CHI (0.2 IP)...earned a win and a loss in a doubleheader on Sept. 3 vs. ATL.

10
Astros
10

★ Went 4-3 with a 2.20 ERA at the University of Oklahoma to lead the Big 12 in ERA in 1997...drafted out of Oklahoma by Philadelphia in the 15th round of the 1998 draft...signed by Phillies' scout Art Parrack.

★ Enjoys fishing, bike riding and surfing.

★ After losing his childhood friend, Erick Wendel to Lou Gehrig's Disease, a degenerative affliction of the nervous system also known as ALS, Geary became an advocate for the disease...the El Cajon native hosted a benefit in 2005 at the Western Supply Metal Co. Building in Patco Park while playing against the Padres for the Erick Wendel's Families With ALS Relief Fund, an organization which helps locals in East County battle the condition...he has also hosted multiple golf tournaments and other fundraisers for the cause.



2009 HOUSTON ASTROS

2005: Began the season with Scranton/Wilkes-Barre...recalled on April 24...struck out a career-high five on June 6 vs ARI (3IP)... threw a career-high 3.1 innings (1 H, 0 R) and singled for his first ML hit on June 25 vs BOS...fouled a ball off his right eye while batting on July 8 vs WSH and went on the DL from July 15-23 (retroactive to July 9), with a bruised right eye...optioned back to Scranton on Aug. 20...recalled a second time on Sept. 1.

2004: Began the season with Scranton for the fourth consecutive year...recalled on May 19 and made one appearance before being optioned back to Scranton on May 22 ...recalled for the second time on April 30...optioned back on Aug. 3...recalled on Aug. 6...earned his first ML win on Aug. 21 at MIL (1IP, 2 SO)...had a 1.88 ERA (3ER/14.1IP) in his final 12 appearances, all coming after his final recall

2003: Began season with Triple A Scranton and was named Red Barons Pitcher of the Year...worked as a starter, set-up man and closer... walked just 13 and struck out 80 in his 87.2 innings...named Phillies minor league Pitcher of the Month for June (3-0, 0.00 ERA)... pitched 28.1 consecutive scoreless innings from June 24-Aug. 5, falling 1.0 inning shy of the club record...had his contract purchased by the Phillies on Aug. 27 and made his Major League debut that day at MON (1IP/1ER) ...presented the Greg Legg Tenth Man Award by the Scranton booster club, given to a player who comes off the bench to consistently contribute to the success of the team.

MINOR LEAGUES:

2002 Spent the entire season with Scranton and worked out of the bullpen and rotation...did not allow an earned run for 31.0 consecutive innings from July 20-Aug. 23, which included a 19.0-inning scoreless streak (July 30-Aug. 23)...was 1-2 with a 2.78 ERA in eight starts (3-0, 3.17 ERA in 30 relief appearances)...pitched in Winter Ball for Culiacan, Mexico...**2001** Began the season at Triple A Scranton and appeared in seven games (three starts) before being sent to Double A Reading on April 24...converted to a reliever after his July 5 start at Binghamton (4ER/7.0IP, 9 SO)...was 4-1 with a 2.79 ERA in next 15 appearances out of the bullpen...returned to Scranton on Aug. 23 ...went 3-1 with a 5.68 ERA in 12 games (25.1 IP) in the Arizona Fall League...**2000:** Spent the season at Reading... won six consecutive games from May 17 June 20...was on the DL from June 23 July 6 with a left oblique strain...named Phillies minor league Pitcher of the Week for July 10-16...returned to DL on July 31 with a right hamstring strain...activated on Aug. 12...pitched in Arizona Fall League...**1999:** Spent the entire season with Single A Clearwater...started the season 5-0, giving him 13 consecutive wins without a loss dating back to 1998. His 1.16 BB/9.0 IP ranked as the fourth lowest among Florida State League starters...**1998:** Made pro debut with Class A Batavia...reached double figures in strikeouts in four of 15 starts...named Topps Player of the Month for August in New York-Penn League (5-0, 3.17 ERA, 14 BB, 101 SO)...led NYPL in ERA (1.60) and IP (95.1), finished second in SO (101), T-2nd in wins (9) and T-3rd in BB/9.0 IP ratio (1.33)...allowed fewest base runners/9.0 IP (8.68)...named as a first-team NYPL All-Star ...led all Phillies short-season minor leaguers in wins, ERA, shutouts, innings, strikeouts and tied for most games started (15).

PERSONAL/MISCELLANEOUS

He and his wife Marcia make their offseason home in San Diego, CA... 1994 graduate of Grossmont High School (El Cajon, CA)...attended San Diego Mesa College and University of Oklahoma...went 4-3, with a 2.20 ERA at Oklahoma and led the Big 12 in ERA in 1997

GEOFFREY MICHAEL GEARY

YEAR	CLUB	W-L	ERA	G	GS	CG	SHO	SV	IP	H	R	ER	HR	HB	BB	SO	WP	BK
1998	Batavia (A)	9-1	1.60	16	15	1	1	0	95.1	78	20	17	6	0	14	101	3	0
1999	Clearwater (A)	10-5	3.95	24	19	2	0	0	139.0	175	77	61	11	5	31	77	6	3
2000	Reading (AA)	7-6	4.11	22	22	1	0	0	129.1	141	66	59	15	7	22	112	1	2
2001	Scranton (AAA)	0-3	6.95	7	3	0	0	0	22.0	35	17	17	2	1	6	21	0	1
	Reading (AA)	9-7	3.61	29	13	0	0	2	112.1	101	48	45	14	3	21	88	4	3
2002	Scranton (AAA)	4-2	3.03	38	8	0	0	1	101.0	108	46	34	9	4	32	82	1	0
2003	Scranton (AAA)	9-4	2.16	46	3	0	0	5	87.2	73	26	21	3	4	13	80	1	0
	PHILADELPHIA	0-0	4.50	5	0	0	0	0	6.0	8	3	3	0	0	3	3	0	0
2004	Scranton (AAA)	1-2	2.31	21	0	0	0	10	23.1	20	7	6	1	1	13	23	1	0
	PHILADELPHIA	1-0	5.44	33	0	0	0	0	44.2	52	29	27	8	3	16	30	2	1
2005	Scranton (AAA)	1-2	2.70	10	0	0	0	1	16.2	15	5	5	0	0	2	14	1	0
	PHILADELPHIA	2-1	3.72	40	0	0	0	0	58.0	54	29	24	5	1	21	42	3	0
	Reading (AA)	0-0	0.00	1	0	0	0	0	2.0	0	0	0	0	0	0	2	0	0
2006	PHILADELPHIA	7-1	2.96	81	0	0	0	1	91.1	103	34	30	6	6	20	60	2	0
2007	PHILADELPHIA	3-2	4.41	57	0	0	0	0	67.1	72	44	33	8	9	25	38	3	0
	Ottawa (AAA)	2-1	2.52	14	0	0	0	0	25.0	28	9	7	0	0	1	21	0	0
2008	HOUSTON	2-3	2.53	55	0	0	0	0	64.0	45	18	18	3	2	28	45	0	1
MINOR LEAGUE TOTALS		52-33	3.25	228	83	4	1	19	753.2	774	321	272	61	25	155	621	18	9
MAJOR LEAGUE TOTALS		15-7	3.67	271	0	0	0	1	331.1	334	157	135	30	21	113	218	10	2

GEARY CAREER TRANSACTIONS

- Selected by Milwaukee in the 41st round of June 1997 draft, but did not sign.
- Selected by Philadelphia in the 15th round of June 1998 draft.
- On Disabled List, July 9-23, 2005 (bruised right eye).
- Acquired by Houston from Philadelphia with Michael Bourn and Mike Costanzo in exchange for Brad Lidge and Eric Bruntlett, Nov. 7, 2007
- On Disabled List, May 16-June 3, 2008 (strained right groin).

2009 HOUSTON ASTROS



GEARY GAME HIGHS

Longest Winning Streak:
Longest Losing Streak:
Strikeouts:
Walks:
Innings (Starter):
Innings (Relief):
Low-Hit Game CG:

8 – Sept. 21, 2005 - Sept. 3, 2006 (Game 1)
 2 (2x) – last, July 23 - Aug. 26, 2008
 5 – June 6, 2005 vs. Arizona
 3 (3x) – last, April 28, 2008 at Arizona
 ... no Major League starts
 3 1 (2x) – last, July 2, 2005 at Toronto
 No Major League complete games

GEARY CAREER PITCHING BREAKDOWN

2008					Career					2008					Career								
W-L-S	ERA	G	IP	ER	TEAM	W-L-S	ERA	G	IP	ER	TEAM	W-L-S	ERA	G	IP	ER	TEAM	W-L-S	ERA	G	IP	ER	
2-3-0	2.53	55	64.0	18	Overall	15-7-1	3.67	271	331	135		0-0-0	0.00	1	0.2	0	Baltimore	0-0-0	1.93	4	4.2	1	
0-0-0	9.53	4	5.2	6	Inter-league	2-1-0	7.38	21	39.0	32		0-0-0	40.50	1	0.2	3	Boston	0-0-0	5.63	8	8.0	5	
0-0-0	0.00	3	2.1	0	Arizona	0-0-0	1.08	7	8.1	1		-	-	-	-	-	Chi. White Sox	0-0-0	9.00	2	2.0	2	
0-0-0	4.50	2	4.0	2	Atlanta	2-1-0	4.89	29	35.0	19		-	-	-	-	-	Cleveland	0-0-0	9.00	2	3.0	3	
1-0-0	0.00	3	3.1	0	Chi. Cubs	1-0-1	5.91	10	10.2	7		-	-	-	-	-	Detroit	0-1-0	27.00	2	0.2	2	
0-1-0	3.38	6	5.1	2	Cincinnati	1-1-0	5.63	16	16.0	10		-	-	-	-	-	Kansas City	0-0-0	18.90	2	3.1	7	
0-0-0	0.00	2	2.0	0	Colorado	1-0-0	3.65	9	12.1	5		-	-	-	-	-	Minnesota	0-0-0	18.00	1	1.0	2	
0-0-0	0.00	3	4.0	0	Florida	0-0-0	3.55	29	38.0	15		0-0-0	13.50	1	2.0	3	N.Y. Yankees	0-0-0	12.00	3	3.0	4	
-	-	-	-	-	Houston	0-0-0	1.04	9	8.2	1		-	-	-	-	-	Oakland	0-0-0	0.00	1	1.0	0	
1-0-0	0.00	4	6.1	0	L.A. Dodgers	3-0-0	1.46	11	12.1	2		-	-	-	-	-	Seattle	1-0-0	0.00	1	2.0	0	
0-0-0	3.00	7	9.0	3	Milwaukee	1-1-0	3.47	19	23.1	9		0-0-0	0.00	1	2.1	0	Tampa Bay	0-0-0	5.40	2	3.1	2	
0-0-0	0.00	2	3.0	0	N.Y. Mets	2-1-0	4.03	28	38.0	17		-	-	-	-	-	Texas	0-0-0	0.00	1	2.0	0	
0-0-0	0.00	1	1.0	0	Philadelphia	0-0-0	0.00	1	1.0	0		-	-	-	-	-	Toronto	1-0-0	7.20	2	5.0	4	
0-1-0	2.16	6	8.1	2	Pittsburgh	0-1-0	1.00	12	18.0	2		1-3-0	3.74	26	33.2	14	Home	3-6-0	4.40	135	176.0	86	
0-1-0	10.13	3	2.2	3	St. Louis	0-1-0	2.20	12	16.1	4		1-0-0	1.19	29	30.1	4	Road	12-1-	2.84	136	55.1	49	
0-0-0	0.00	2	2.0	0	San Diego	1-0-0	1.23	7	7.1	1		1-1-0	1.15	3	15.2	2	Day	8-4-0	3.26	70	88.1	32	
0-0-0	0.00	5	3.0	0	San Francisco	0-0-0	0.00	9	7.1	0		1-2-0	2.98	42	48.1	16	Night	7-3-1	3.61	201	243.0	103	
0-0-0	0.00	2	2.0	0	Washington	1-0-0	2.27	32	39.2	10		2-3-0	2.63	54	61.2	18	Grass fields	14-7-1	3.64	264	318.2	129	
0-0-0	0.00	1	1.0	0	March	0-0-0	0.00	1	0	0		0-0-0	0.00	1	2.1	0	Artificial	1-0-0	4.26	7	12.2	6	
0-1-0	2.70	1	10.0	3	April	0-2-0	3.79	36	38.0	16		1-1-0	2.35	33	38.1	0	Before All-Star	8-3-0	4.14	149	180.1	83	
1-0-0	0.00	7	7.1	0	May	2-0-0	2.79	41	48.1	15		1-2-0	2.81	22	25.2	8	After All-Star	7-4-1	3.10	122	151.0	52	
0-0-0	6.30	8	10.0	7	June	5-1-0	5.92	54	65.1	43													
1-1-0	1.89	11	19.0	4	July	3-1-0	4.14	37	58.2	27													
0-1-0	1.69	10	10.2	2	August	1-2-1	2.44	41	51.2	14													
0-0-0	3.00	7	6.0	2	September	4-1-0	2.63	61	68.1	20													

GEARY CAREER PITCHING BREAKDOWN BY BALLPARK

BALLPARK	W-L-S	ERA	G	IP	ER	BALLPARK	W-L-S	ERA	G	IP	ER
AT&T Park	0-0-0	0.00	5	3.1	0	Shea Stadium	2-1-0	4.30	12	14.2	7
Busch Stadium	0-0-0	0.00	6	8.1	0	Turner Field	1-0-0	3.12	14	17.1	6
Chase Field	0-0-0	0.00	4	3.1	0	Veterans Stadium	0-0-0	6.00	2	3.0	2
Citizens Bank Park	2-3-0	4.49	108	140.1	70	Wrigley Field	0-0-1	4.26	6	6.1	3
Coors Field	0-0-0	12.00	4	3.0	4	Camden Yards	0-0-0	2.45	3	3.2	1
Dodger Stadium	3-0-0	3.18	6	5.2	2	Fenway Park	0-0-0	9.00	4	2.0	2
Dolphin Stadium	0-0-0	2.61	16	20.2	6	Kauffman Stadium	0-0-0	54.00	1	0.1	2
Great American	1-0-0	1.93	6	4.2	1	McAfee Coliseum	0-0-0	0.00	1	1.0	0
Miller Park	1-0-0	4.00	7	9.0	4	Metrodome	0-0-0	18.00	1	1.0	2
Minute Maid Park	1-3-0	3.49	31	38.2	15	Progressive Field	0-0-0	9.00	2	3.0	3
Nationals Park	0-0-0	0.00	2	2.0	0	Rogers Centre	1-0-0	2.70	1	3.1	1
Olympic Stadium	0-0-0	3.00	2	3.0	1	Safeco Field	1-0-0	0.00	1	2.0	0
PETCO Park	1-0-0	1.80	5	5.0	1	Tropicana Field	0-0-0	0.00	1	2.1	0
PNC Park	0-0-0	0.00	6	8.2	0	U.S. Cellular Field	0-0-0	9.00	1	1.0	1
RFK Stadium	1-0-0	0.61	13	14.2	1						

GEARY CAREER FIELDING

YEAR	POSITION	PCT	G	PO	A	E	TC	DP
2003	Pitcher	-	5	0	0	0	0	0
2004	Pitcher	.857	33	3	3	1	7	0
2005	Pitcher	.923	40	3	9	1	13	0
2006	Pitcher	.955	81	7	14	1	22	4
2007	Pitcher	.867	57	4	9	2	15	1
2008	Pitcher	1.000	55	4	7	0	11	0
TOTAL	Pitcher	.926	271	21	42	5	68	5



SAMMY GERVACIO

63

Bats/Throws: Right/Right

Height/Weight: 6-0/170

Born: 1/10/85 in Sabana De La Mar, D.R.

Resides: Sabana De La Mar, D.R.

Opening Day Age: 24

ML Service: 0.000

Contract Status: Signed through 2009

Acquired: Signed as a non-drafted free agent on Dec. 13, 2002.

RHP

CAREER HIGHLIGHTS

- ★ Led Corpus Christi in appearances (47) and saves (5) in 2008, before being promoted to Round Rock in late August.
- ★ Was rated by Baseball America prior to the 2008 season as having the best changeup among all Astros minor leaguers.
- ★ Placed on the Astros 40-man roster following the 2007 season...led Class A Salem and ranked third in the Carolina League with 18 saves in 2007...also named a Carolina League Mid-season All-Star.
- ★ Finished fifth in the Appalachian League with eight saves while with Greeneville in 2005.
- ★ Named a Dominican Summer League post-season All-Star in 2004 after going 1-4 with 13 saves and a 1.92 ERA (11ER/51.2IP).

10 YEARS Astros NOTES 10 YEARS

- ★ Is a product of the Astros Dominican Academy and was signed as a 17-year-old non-drafted free agent on Dec. 13, 2002...signed by Astros general manager Julio Lizaraso, Adriano Rodriguez and Rick Aponte.
- ★ Baseball America rated his slider as one of the best in the Astros organization prior to the 2009 season.

MINOR LEAGUES:

2008: Combined to go 3-5 with a 3.93 ERA (32ER/71.1IP) in 50 appearances with Corpus Christi and Round Rock...was invited to his first Major League Spring Training and did not allow a run in his four appearances (3.1IP). Began the regular season with Corpus Christi and went 2-5 with a 4.13 ERA (30ER/65.1IP) in a team-leading 47 appearances...also led the team with five saves...posted his best statistics: month in May by going 2-0 with two saves and a 3.14 ERA (5ER/14.1IP)...promoted to Round Rock in late August and made three appearances with the Express, going 1-0 with a 2.25 ERA (2ER/8.1IP)...played for Lacey in the Dominican Winter League and went 0-1 with a 6.75 ERA (8ER/10.2IP) in 17 games. 2007: Began the season at Class A Salem, where he went 1-3 with a 2.44 ERA (15ER/55.1IP) and a team-high 18 saves in 39 relief appearances...named a Carolina League Midseason All-Star...made his debut with Double A Corpus Christi on August 5 vs. Midland...went 3-2 with a 1.99 ERA (5ER/22.2IP) in 13 relief appearances for Corpus Christi... 2006: Spent the entire season at Class A Lexington, going 7-5 with a 2.47 ERA (23ER/83.2IP) and 10 saves in 47 appearances with the Legends...his 10 saves were first on the team, while placing third in wins (7) and strikeouts (89)...was 4-0 with a 1.57 ERA (8ER/46.0IP) and eight saves in 26 appearances at home...went 3-5 with a 3.58 ERA (15ER/37.2IP) and two saves in 21 appearances on the road...threw 2.0 innings or more in 27 of his 47 appearances... 2005: Began the season at Rookie League Greeneville, where he went 3-2 with a 2.67 ERA (10ER/33.2IP) with eight saves in 21 relief appearances...his eight saves ranked fifth in the Appalachian League...made his debut with Single A Lexington on August 26 vs. West Virginia...went 1-0 with a 0.96 ERA (1ER/9.1IP) in five appearances for the Legends... 2004: Made 29 appearances in the Dominican Summer League, going 1-4 with a 1.92 ERA (11ER/51.2IP) and 13 saves...struck out 81 and walked 29...named a Dominican Summer League post-season All-Star...2003: Posted a 2.01 ERA (10ER/44.2IP) in his first professional season in the Dominican Summer League...went 4-0 with six saves in 24 relief appearances.

SAMUEL GERVACIO

YEAR	CLUB	W-L	ERA	G	GS	CG	SHO	SV	IP	H	R	ER	HR	HB	BB	SO	WP	BK
2003	DSL Astros (R)	4-0	2.01	24	0	0	0	6	44.2	34	13	10	3	1	14	50	8	1
2004	DSL Astros (R)	1-4	1.92	29	0	0	0	13	51.2	30	18	11	2	9	29	81	12	0
2005	Greeneville (R)	3-2	2.67	21	0	0	0	8	33.2	24	10	10	1	0	6	53	2	0
	Lexington (A)	1-0	0.96	5	0	0	0	0	9.1	4	1	1	0	0	1	11	1	2
2006	Lexington (A)	7-5	2.58	47	0	0	0	10	83.2	58	28	24	8	8	28	89	2	0
2007	Salem (A)	1-3	2.44	39	0	0	0	18	55.1	42	16	15	1	5	15	80	3	1
	Corpus Christi (AA)	3-2	1.99	13	0	0	0	0	22.2	15	7	5	1	0	11	24	1	0
2008	Corpus Christi (AA)	2-5	4.13	47	0	0	0	5	65.1	69	36	30	8	3	26	82	1	0
	Round Rock (AAA)	1-0	2.25	3	0	0	0	0	8.0	6	2	2	0	1	3	14	0	0
MINOR LEAGUE TOTALS:		23-21	2.60	228	0	0	0	60	374.1	282	131	108	24	27	133	484	30	4

GERVACIO CAREER TRANSACTIONS

- Signed by Houston as a non-drafted free agent on Dec. 13, 2002



MIKE HAMPTON

11

Bats/Throws: Right/Left

Height/Weight: 5-10/195

Born: 9/9/72 in Brooksville, FL

Resides: Paradise Valley, AZ


Opening Day Age: 36

ML Service: 15.073

Contract Status: Signed through 2009

Acquired: Signed as a free agent on Dec. 3, 2008.

LHP



HAMPTON

CAREER HIGHLIGHTS

- Has posted a career record of 141-105 with a 4.01 ERA in 16 seasons as a Major League...the two-time All-Star (1999, 2001), is making his second stint in an Astros uniform, having been with the franchise previously from 1994-99.
- As an Astro, has posted a 69-40 record and a 3.40 ERA...among left-handed pitchers in franchise history, Hampton ranks first in ERA (min. 750 IP), second in wins, third in starts (151), third in innings pitched (1026.0) and fourth in strikeouts (694).
- Has appeared in 11 postseason games (10 starts), compiling a 2-4 record and a 3.74 ERA (27ER/65IP)...has been to the playoffs in six seasons, including a trip to the World Series in 2000 with the Mets...helped New York make the Subway series by earning NLCS MVP honors after going 2-0 in two starts against the Cardinals...did not allow a run in his 16.0 innings pitched that series.
- Earned five consecutive National League Silver Slugger Awards from 1999-2003...is a career .241 (166x688) hitter with 15 home runs and 72 RBI...ranks first among active pitchers in batting average (min. 500 AB), second in home runs and fourth in RBI...his career home run total ranks as the second most by any Major League pitcher since the designated hitter rule was adopted by the American League in 1974...in 2001, he tied the NL single-season record with seven homers (as a pitcher).
- Started at least 30 games in seven consecutive seasons from 1997-2003...posted a 98-67 record and a 4.01 ERA over that time frame... from 1997-2003, ranked T-third in the Majors in starts (226) and seventh in innings (1463).
- In 2003, became the first pitcher ever to win a Gold Glove and Silver Slugger award in the same season...did so by posting a 98.5 fielding percentage in the field and hitting two home runs with eight RBI at the plate...is the only pitcher, other than Greg Maddux, to earn a Gold Glove between the 1990-2008 seasons.
- Was the Rockies Opening Day starter in 2001 and earned the first All-Star Game berth by a pitcher in franchise history...named Rockies Pitcher of the Year by the BBWAA.
- Pitched for the Mets in 2000 and made his fourth consecutive trip to the NLDS (1997-99 with Houston)...in the NLCS vs. STL, he earned series MVP honors, going 2-0 with 16.0 scoreless innings...from Game 1 of the NLDS to Game 1 of the World Series, he threw 18.1 consecutive scoreless innings.
- Had an NL-leading 22 wins and became the first left-handed 20-game winner in Astros history in 1999...also named the Sporting News' NL Pitcher of the Year and was a first-time All-Star...finished second in the Cy Young voting to Randy Johnson...hit .311 (23x74) to become the first pitcher to win 20 games and hit .300 in the same season since Oakland's Catfish Hunter did so in 1971...won the NL Silver Slugger award...won a career-high 11 straight decisions during the regular season from June 30-Sept. 13.
- In 1997 he helped the Astros make their first playoff appearance since 1986...on Sept. 25 vs. CHC, his win clinched the NL Central title...won seven straight decisions over a nine-start stretch from July 2-Aug. 12...over that time frame, he hurled five complete games and two shutouts.
- The youngest player on Houston's roster (23) in 1995, Hampton spent his first full season in a Major League rotation and finished 11th in the NL with a 3.35 ERA.

10 YEARS Astros NOTES 10 YEARS

- Graduated from Crystal River HS (FL) in 1990 after being a two-time all-state selection in football and baseball...in his senior season he went 10-3 with a 0.42 ERA in 14 games before being drafted by Seattle in the sixth round of the 1990 First-Year Player Draft...played for Mariners scout Luke Wrena.
- Was a defensive back in high school and received a combined football and baseball scholarship from Florida State University...also recruited in football by the University of Florida and Rutgers University.
- Is a two-time All-Star (1999, 2001) and has received two Gold Glove Awards (2002) and five Silver Slugger Awards (1999-2003).
- Clinched the 1997 NL Central title by leading the complete game against the Cubs on Sept. 25 at the Astrodome...marked the club's last playoff appearance since the 1986 season.
- Signed to a one-year contract through the 2009 season.

2008: Went 3-4 with a 4.85 ERA in 13 starts after coming off the DL on July 26...had not pitched in the Majors since Aug. 19, 2005...eight of his last nine starts were quality starts but was 2-3, 3.72 ERA with four no-decisions in that stretch...went 1-2 with a 3.79 ERA in six September starts...tossed a season-high 106 pitches through 6.0 innings on Sept. 1 at FLA...threw a season-high 8.0 IP on Aug. 27 vs. FLA and allowed...just three runs...marked his longest outing since May 8, 2005 vs. HOU (9.0 IP, 0 ER)...picked up his first win of the season on Aug. 5 at SF, marking his first Major League win since Aug. 14, 2005...went 1, 087 days between victories from Aug. 14, 2005 to Aug. 5, 2008, becoming...just the fifth Major League pitcher with at least 100 career wins) over the last 30 years to record a span of at least 1,000 days between Major League victories (Jose Rijo: 1995-2002; Dave Stieb: 1993-98; Floyd Bannister: 1989-92; and Dennis Leonard: 1983-86)...made his first appearance on July 26 at PHI, going 4.0 IP (6 R/8 H) before hitting his pitch limit at 91...prior to that game, his last game was vs. SD on Aug. 19, 2005 - a span of 1,072 days...he missed 466 team games between appearances...became just the

2009 HOUSTON ASTROS

second pitcher with at least 250 career starts in the expansion era (since 1961) to start a game after missing two consecutive seasons (Elias). Dave Steib pitched for the CWS in 1993 and returned in 1998 with TOR, where he made three starts (19 total appearances)... pitched June 30 for Rome (A), July 5 for Myrtle Beach (A+), and July 10 and 16 for Mississippi (AA+). On July 16, suffered a strained left groin and returned to undergo rehab... made a pair of injury rehabilitation starts for Triple A Richmond on April 25 and 30, but in the second start, he re-aggravated the left pectoral strain, shelving him for nearly two months... was scheduled to make his first start of the season on April 3 vs. PIT but suffered a strained left pectoral muscle just minutes before the game.

2007 Missed the entire 2007 season after being placed on the DL on March 30 (retroactive to March 23) with a strained left oblique... while on the disabled list it was discovered during an examination in New York on April 9 that he had a torn flexor tendon in his left elbow. Had surgery performed on April 10 and was transferred to the 60 day DL on April 14. Made one start for Navajopa of the Mexican Winter League on Nov. 22 and pitched 1.0 IP before leaving due to an injured right hamstring.

2006 Missed the entire 2006 season while rehabilitating from surgery to repair a torn flexor tendon in his left elbow, performed by Dr. Dave Altcheck in New York on Sept. 26, 2005.

2005 Season included five trips to the DL and a total of 118 team games missed... compiled a 5-3 record and a 3.50 ERA (27ER/69 1IP) in his 12 starts... placed on the DL five different times for varying reasons: strained left forearm (twice), strained lower back, herniated disk in back and strained left elbow... his final DL stint from a strained left elbow required season ending Tommy John surgery, which was performed on Sept. 26, appeared in only three games from June 1 through the end of the season... on May 8 vs. HOU, he threw his first CG of the season and his first shutout since May 9, 2001. Also hit a home run... allowed only two hits, which are the fewest in a complete game in his career... posted a 4-1 record and a 1.83 ERA (12ER/59IP) through nine starts in April and May.

2004 Ranked among National League leaders in percent of ground balls induced (66.7%) and GDP/IP (1.03)... finished the year going 12-2 in his last 16 starts... started Game 2 of the NLDS in Houston, going 6 1/3 innings, allowing two runs on four hits before leaving the game with tightness in his left forearm... allowed solo HRs by Jeff Bagwell in the first inning and Raul Chavez in the third... appeared in relief in Game 4, tossing a scoreless seventh inning to help the Braves tie the series with a 6-5 win in Atlanta... made his playoff appearance while pitching with torn meniscus cartilage, suffered on Sept. 11 vs. MON... underwent arthroscopic surgery to repair the torn meniscus following the season... went 4-1 with a 4.67 ERA in August and was 5-0 2/3 in July... started 0-5 for the first time in his career until winning on May 23 vs. L.A... was on the losing end of Randy Johnson's perfect game on May 18; Hampton went the distance for his 20th career CG, allowing just two runs on eight hits.

2003 Became the first pitcher ever to win a Gold Glove and Silver Slugger award in the same season... started Games 2 and 5 in the NLDS vs. the Cubs going 0-1 with a 4.26 ERA... received a no-decision in Atlanta's 5-3, Game 2 win (6.0 IP 4 H, 2 R, 2 ER 5 BB, 9 K)... struck out the side in the first and second innings, become just the fourth pitcher in postseason history to strike out six straight hitters (1985 Todd Worrel, STL vs. KC, 1966 Moe Drabowski, Bal. vs. LA, 1919 Hod Eller, Cin. vs. Chi A) in Game 5 he got the loss in the 5-1 Cubs clincher (6.2 IP, 7 H, 4 R, 4 ER, 1 BB, 7 K)... allowed two or fewer earned runs in 18 of his 31 regular season starts, including nine of his last 17... went 11-3 with a 3.26 ERA (41 ER in 113 1/3 IP) over last 17 starts... ranked eighth in the NL with his 2.89 day ERA... compiled a nine-game winning streak over 10 games from July 6-August 23... his nine-game streak tied for the longest in the NL in 2003... threw a complete game on Aug. 7 at MIL... his first since 2001.

2002 Made 30 starts for the sixth straight season... led the NL in inducing GiDPs, at 1.41 per 9.0 IP... earned his fourth Silver Slugger Award, leading all MLB pitchers with a .344 BA (22x64)... his 22 hits were the most by a pitcher... hit three homers to lead all pitchers... made his 30th and final start on his 30th birthday, Sept. 9 at HOU, sprained ligaments in his right foot forced him to leave that game and ended his season... traded to the Braves following the season... had an eight game hitting streak, the longest by a pitcher in '02 from July 22-Aug. 29... earned his 100th career victory in a combined 10-0 shutout over the Pirates on April 30.

2001 In his first season as a Rockie, led the staff in wins (14), starts (32) and innings pitched (203.0) en route to being named Rockies Pitcher of the Year by the BBWAA... earned the first A.L. Star berth by a pitcher in franchise history... tied SF's Kirk Rueter for the NL lead in double plays induced per 9.0 innings pitched at 1.29... with seven homers he tied a pair of Dodgers, Don Drysdale (1958, 1965) and Don Newcombe (1955) for the NL record for a pitcher... his 23 hits and 16 RB, also set new franchise records and the 16 RB) were the most by any big league pitcher since Don Robinson had 16 with Pittsburgh in 1982... became the first pitcher in Rockies history to earn the Silver Slugger Award... started Opening Day April 2, vs. STL... first hit as a Rockie was his first career homer on April 7 vs. SD... went 3-0 in April and then won his first two starts in May including a complete game shutout vs. NYM on May 9... on June 5 vs. HOU, he homered in consecutive at-bats off the Astros Wade Miller to become first pitcher to do so for Colorado... homered for the third time in four at-bats with a solo homer in his first at-bat on June 10 vs. STL.

2000 Spent only campaign with the NL Champion New York Mets... his 3.14 ERA ranked fifth in the NL and sixth in the Majors... his 2.05 home ERA was second in the NL... had a 2.36 daytime ERA... second in the circuit... held the hitters to a .325 slugging percentage... first in the NL... made his fourth consecutive trip to the NLDS 1997-99 with Houston, and sustained a loss in Game 1 at SF in the NLCS vs. STL... he earned series MVP honors, going 2-0 with 16 0 scoreless innings... started Game 1 and the clinching Game 5 after tossing a complete game, three hit shutout... started Game 2 of the World Series at Yankee Stadium vs. Roger Clemens... went 6.0 innings in the defeat... from Game 1 of the NLDS to Game 1 of the World Series... he threw 18 1/3 consecutive scoreless innings... started MLB season vs. the Cubs on March 29 in Tokyo... in his Met debut, he walked a career high nine in a 5-3 loss.

1999 Had an NL leading 22 wins and became the first left-handed 20-game winner in Astros history... ranked first in winning percentage (.846), third in ERA (12.90), fourth in innings (239.0) and tied for second in shutouts (2)... the Sporting News NL Pitcher of the Year and first time All Star, he finished second in the Cy Young voting with 110 points (Randy Johnson, 134)... hit 311 (23x74) to become the first pitcher to win 20 games and hit 300 in the same season since Oakland's Catfish Hunter (21 1/3, 350 36x103) in 1971... won NL Silver Slugger award... had one appearance in the NLDS vs. ATL going 7.0 innings, allowing three runs, while fanning nine... did not factor into the decision... won a career high 11 straight decisions during the regular season from July 30-Sept. 13... tossed complete games in two straight starts, July 18 vs. CLE and July 23 vs. SD.

1998 Led the National League in ground-ball double-plays induced with 31... got a no-decision in his NLDS start vs. the Padres, despite going 6.0 innings on two hits, one run, one walk and two strikeouts.

2009 HOUSTON ASTROS



- 1997:** Ranked ninth in the NL in innings (223.0), tied for ninth in wins (15), tied for third in both starts (34) and complete games (7), and tied for fifth in shutouts (2)...started Game 2 of the NLDS in Atlanta with the Braves winning 10-3...allowed six runs in 4.2 IP with eight walks in the loss, his first postseason decision...on Sept. 25 vs. CHC, his win clinched the NL Central title...fired a complete-game vs. CLF on July 2 in the Astrodome, his first of seven straight winning decisions...over the nine-start stretch, he hurled five complete games and two shutouts, with a 2.15 ERA.
- 1996:** Had 100+ Ks for the second year in a row (101)...tossed a three-hit complete-game shutout on May 1 vs. ATL, both his first ML complete game and shutout...pitched his second complete game on July 1 at FLA.
- 1995:** The youngest player on Houston's roster (23). Hampton spent his first full season in a Major League rotation and finished 11th in the NL with a 3.35 ERA...was on the DL in May with a partial tear of the medial collateral ligament in his left elbow...activated in June and won six straight decisions from June 28-Aug. 6.
- 1994:** Made his NL debut on Opening Day vs. MON in relief...made 44 relief appearances in his first full-season on a Major League roster...marked the only active season in his career in which Hampton did not make a single start.
- 1993:** Made his MLB debut April 17 at DET and received the loss (2.2IP/4R)...registered his first ML win on April 23 vs. NYY...optioned to Jacksonville (AA) on May 11 and returned to the Majors on June 28...notched his first and only career save on July 15 at BOS...named Seattle's seventh ranked prospect entering the season.

MINOR LEAGUES:

1992: Voted San Bernadino (A) team MVP, he led the California League with two shutouts...a league All-Star Hampton was tabbed by Baseball America the fifth-best prospect in the Seattle system...1991. Split time between San Bernadino and Bellingham...named a Northwestern League All-Star after going 5-2 with a 1.58 ERA in nine starts with Bellingham...1990: the 17-year-old left-hander led the Arizona league with seven wins in his pro debut.

PERSONAL/MISCELLANEOUS

Michael William Hampton...has two sons, Gage and Griffin, and resides in Paradise Valley, AZ...a two-time All-State selection in football and baseball at Crystal River HS (FLA), he went 10-3 with a 0.42 ERA in 14 games as a senior; he fanned 153 hitters in 93.0 innings...is an inductee in the Ted Williams Hitters Hall of Fame.

MICHAEL WILLIAM HAMPTON

YEAR	CLUB	W-L	ERA	G	GS	CG	SHO	SV	IP	H	R	ER	HR	HB	BB	SO	WP	BK
1990	ARL Mariners (R)	7-2	2.66	14	13	0	0	0	64.1	52	32	19	0	4	40	59	10	6
1991	San Bernadino (A)	1-7	5.25	18	15	1	1	0	73.2	71	58	43	3	6	47	57	12	3
	Bellingham (A)	5-2	1.58	9	9	0	0	0	57.0	32	15	10	0	0	26	65	6	3
1992	San Bernadino (A)	13-8	3.12	25	25	6	2	0	170.0	163	75	59	8	3	66	132	10	4
	Jacksonville (AA)	0-1	4.35	2	2	1	0	0	10.1	13	5	5	0	0	1	6	0	0
1993	SEATTLE	1-3	9.53	13	3	0	0	1	17.0	28	20	18	3	0	17	8	1	1
	Jacksonville (AA)	6-4	3.71	15	14	1	0	0	87.1	71	43	36	3	4	33	84	2	4
1994	HOUSTON	2-1	3.70	44	0	0	0	0	41.1	46	19	17	4	2	16	24	5	1
1995	HOUSTON	9-8	3.35	24	24	0	0	0	150.2	141	73	56	13	4	49	115	3	1
1996	HOUSTON	10-10	3.59	27	27	2	1	0	160.1	175	79	64	12	3	49	101	7	2
1997	HOUSTON	15-10	3.83	34	34	7	2	0	223.0	217	105	95	16	2	77	139	6	1
1998	HOUSTON	11-7	3.36	32	32	1	1	0	211.2	227	92	79	18	5	81	137	4	2
1999	HOUSTON	22-4	2.90	34	34	3	2	0	239.0	206	86	77	12	5	101	177	9	0
2000	NY YORK (NL)	15-10	3.14	33	33	3	1	0	217.2	194	89	76	10	8	99	151	10	0
2001	COLORADO	14-13	5.41	32	32	2	1	0	203.0	236	138	122	31	8	85	122	6	0
2002	COLORADO	7-15	6.15	30	30	0	0	0	178.2	228	135	122	24	7	91	74	9	2
2003	ATLANTA	14-8	3.84	31	31	1	0	0	190.0	186	91	81	14	1	78	110	10	1
2004	ATLANTA	13-9	4.28	29	29	1	0	0	172.1	198	86	82	15	1	65	87	3	2
2005	ATLANTA	5-3	3.50	12	12	1	1	0	69.1	74	28	27	5	0	18	27	1	0
	Richmond (AAA) #	0-0	2.25	1	1	0	0	0	4.0	4	1	1	0	0	0	3	0	0
	GCL Braves (R) #	0-0	0.00	1	1	0	0	0	5.0	6	0	0	0	0	0	4	0	0
	Richmond (AAA) #	0-1	1.42	2	2	0	0	0	6.1	6	1	1	0	0	3	6	0	0
	GCL Braves (R) #	0-0	0.00	2	2	0	0	0	5.2	4	0	0	0	0	0	4	0	0
	Rome (A) #	0-0	9.00	1	1	0	0	0	3.0	8	4	3	0	0	0	5	1	0
	Myrtle Beach (A) #	0-0	0.00	1	1	0	0	0	5.0	5	0	0	0	0	0	6	0	0
2008	Mississippi (AA) #	0-0	3.86	2	2	0	0	0	7.0	7	3	3	1	0	1	6	0	0
	ATLANTA	3-4	4.85	13	13	0	0	0	78.0	83	45	42	10	1	28	38	0	0
MINOR LEAGUE TOTALS:		32-25	3.96	93	88	9	3	0	498.2	442	237	180	15	17	217	437	41	20
NL TOTALS:		140-102	3.96	375	331	21	9	0	2135.0	2211	1066	940	184	47	837	1302	73	12
AL TOTALS:		1-3	9.53	13	3	0	0	1	17.0	28	20	18	3	0	17	8	1	1
HOUSTON TOTALS:		69-40	3.40	195	151	13	6	0	1026.0	1012	454	388	75	21	373	693	34	7
MAJOR LEAGUE TOTALS:		141-105	4.01	388	334	21	9	1	2152.0	2239	1086	958	187	47	854	1310	74	13

Rehab assignment

HAMPTON

2009 HOUSTON ASTROS

ALL-STAR RECORD

YEAR	LEAGUE/SITE	W-L	ERA	G	GS	CG	SHO	SV	IP	H	R	ER	HR	HB	BB	SO	WP	BK
1999	NL/Boston	0-0	0.00	1	0	0	0	0	0.2	0	0	0	0	0	0	0	0	0
2001	NL/Seattle	0-0	0.00	1	0	0	0	0	1.0	1	1	0	0	0	0	0	0	0
TOTALS		0-0	0.00	2	0	0	0	0	1.2	1	1	0	0	0	0	0	0	0

DIVISION SERIES RECORD

YEAR	CLUB/OPP	W-L	ERA	G	GS	CG	SHO	SV	IP	H	R	ER	HR	HB	BB	SO	WP	BK
1997	HOU/ATL	0-1	11.57	1	1	0	0	0	4.2	2	6	6	1	0	8	2	0	0
1998	HOU/SD	0-0	1.50	1	1	0	0	0	6.0	2	1	1	0	0	1	2	1	0
1999	HOU/ATL	0-0	3.86	1	1	0	0	0	7.0	6	3	3	1	0	1	9	1	0
2000	NYM/SF	0-1	8.44	1	1	0	0	0	5.1	6	5	5	1	0	3	2	0	0
2003	ATL/CHC	0-1	4.26	2	2	0	0	0	12.2	11	6	6	2	0	6	16	1	0
2004	ATL/HOU	0-0	2.45	2	1	0	0	0	7.1	4	2	2	2	0	4	6	0	0
TOTALS		0-3	4.81	8	7	0	0	0	43.0	31	23	23	7	0	23	37	3	0

LEAGUE CHAMPIONSHIP SERIES RECORD

YEAR	CLUB/OPP	W-L	ERA	G	GS	CG	SHO	SV	IP	H	R	ER	HR	HB	BB	SO	WP	BK
2000	NYM/STL	2-0	0.00	2	2	1	1	0	16.0	9	0	0	0	0	4	12	1	0

WORLD SERIES RECORD

YEAR	CLUB/OPP	W-L	ERA	G	GS	CG	SHO	SV	IP	H	R	ER	HR	HB	BB	SO	WP	BK
2000	NYM/NYY	0-1	6.00	1	1	0	0	0	6.0	8	4	4	1	1	5	4	0	0

HAMPTON CAREER TRANSACTIONS

- Selected by Seattle in the sixth round of the June 1990 draft
- Acquired by Houston from Seattle along with OF Mike Felder in exchange for OF Eric Anthony on December 10, 1993.
- On Disabled List, May 15-June 3, 1995 (partial tear of medial collateral ligament in left elbow).
- On Disabled list, June 16-July 4, 1998 (strained left groin).
- Acquired by the New York Mets from Houston along with OF Derek Bell in exchange for OF Roger Cedeno, P Octavio Dotel and P Kyle Kessel on Dec. 23, 1999.
- Signed by Colorado as a free agent on Dec. 9, 2000.
- Acquired by Florida from Colorado along with OF Juan Pierre in exchange for OF Preston Wilson, C Charles Johnson, LHP Vic Darenbourg and INF Pablo Ozuna on Nov. 16, 2002.
- Acquired by Atlanta from Florida in exchange for RHP Tim Lincecum and RHP Ryan Baker on Nov. 18, 2002
- On Disabled List, March 28-April 19, 2003 (strained right calf).
- On Disabled List, May 15-31, 2005 (strained left forearm).
- On Disabled List, June 7-July 17, 2005 (strained left forearm).
- On Disabled List, July 18-Aug. 14, 2005 (strained lower back).
- On Disabled List, Aug. 20-Sept. 11, 2005 (herniated disk in back).
- On Disabled List, Sept. 12-Nov. 3, 2005 (strained left elbow).
- On Disabled List, March 31-Nov. 1, 2006 (Tommy John surgery).
- On Disabled List, March 23-Nov. 13, 2007 (torn left flexor tendon).
- On Disabled List, March 30-July 26, 2008 (strained left pectoral muscle).
- Signed by Houston as a free agent on Dec. 3, 2008.

HAMPTON GAME HIGHS

Longest Winning Streak:
 Longest Losing Streak:
 Strikeouts:
 Walks:
 Innings (Starter):
 Innings (Relief):
 Low-Hit Game CG:

11 -- June 30 - Sept. 13, 2003
 6 -- Sept. 22, 2003 - May 18, 2004
 12 -- Aug. 25, 1998 vs. Atlanta
 9 -- March 29, 2000 vs. Chicago (NL)
 9.0 (22x) -- last, May 8, 2005 vs. Houston
 2.2 (2x) -- last, July 7, 1994 at Chicago (NL)
 2 -- May 8, 2005 vs. Houston

2009 HOUSTON ASTROS



HAMPTON CAREER PITCHING BREAKDOWN

2008					Career					2008					Career						
W-L-S	ERA	G	IP	ER	TEAM	W-L-S	ERA	G	IP	ER	W-L-S	ERA	G	IP	ER	W-L-S	ERA	G	IP	ER	
3-4-0	4.85	13	78.0	42	Overall	141-105	4.01	3882	152,095.8		-	-	-	-	-	Balt more	0-1-0	5.40	1	6.2	4
-	-	-	-	-	Interleague	9-10-0	5.14	22	138.1	79	-	-	-	-	-	Boston	1-3-1	7.48	5	21.2	18
0-1-0	13.50	1	4.0	6	Arizona	7-8-0	5.56	17	103.2	64	-	-	-	-	-	Chi White Sox	1-2-0	10.93	4	14.0	17
-	-	-	-	-	Atlanta	4-9-0	4.22	20	119.1	56	-	-	-	-	-	Cleveland	2-1-0	1.69	7	26.2	5
-	-	-	-	-	Chi. Cubs	9-4-0	2.98	23	126.2	42	-	-	-	-	-	Detroit	1-1-0	5.09	3	17.2	10
-	-	-	-	-	Cincinnati	6-5-0	3.95	23	107.0	47	-	-	-	-	-	Kansas City	1-1-0	3.38	2	13.1	5
-	-	-	-	-	Colorado	9-3-0	4.56	21	120.1	61	-	-	-	-	-	Los Angeles	0-1-0	9.00	1	6.0	6
0-1-0	3.86	2	14.0	6	Florida	10-7-0	4.48	25	154.2	77	-	-	-	-	-	Minnesota	7-0-0	6.48	2	8.1	6
0-1-0	4.50	1	6.0	3	Houston	3-1-0	4.30	7	46.0	22	-	-	-	-	-	N.Y. Yankees	2-0-0	3.86	5	16.1	7
-	-	-	-	-	L.A. Dodgers	8-7-0	4.61	22	113.1	58	-	-	-	-	-	Seattle	1-1-0	5.14	2	14.0	8
-	-	-	-	-	Milwaukee	4-2-0	2.87	11	75.1	24	-	-	-	-	-	Texas	0-1-0	9.53	2	5.2	6
0-0-0	3.75	2	12.0	5	N.Y. Mets	10-10-0	3.19	30	177.2	63	1-2-0	4.09	5	33.0	15	Home	81-44-0	3.48	187	1098.0	425
1-1-0	5.29	3	17.0	10	Philadelphia	11-8-0	3.26	32	185.0	67	2-2-0	5.40	8	45.0	27	Road	60-61	4.55	201	054.0	533
-	-	-	-	-	Pittsburgh	10-3-0	2.71	22	16.1	35	0-2-0	6.92	5	26.0	20	Day	48-34-0	3.91	132	744.1	323
0-0-0	7.20	1	5.0	4	St. Louis	10-8-0	3.71	27	150.1	62	3-2-0	3.81	8	52.0	22	Night	93-71-1	4.06	256	1407.2	635
-	-	-	-	-	San Diego	6-10-0	5.17	29	151.1	87	3-4-0	4.85	13	78.0	42	Grass Fields	85-76-1	4.39	2391	184.2	676
2-0-0	2.77	2	13.0	4	San Francisco	15-4-0	3.59	26	158.0	63	-	-	-	-	-	Artificial turf	56-29-0	3.31	49	267.1	282
0-0-0	5.14	1	7.0	4	Washington	9-3-0	3.24	18	91.2	33	-	-	-	-	-	Starter	138-104-0	4.01	3342	100.2	936
-	-	-	-	-	March	0-1-0	3.60	1	5.0	2	3-4-0	4.85	13	78.0	42	Reliever	3-1-1	3.86	54	51.1	22
-	-	-	-	-	April	21-17-0	4.32	64	327.1	157	-	-	-	-	-	Before All-Star	71-59-0	4.05	2181	139.0	512
-	-	-	-	-	May	21-19-0	3.26	69	372.1	135	3-4-0	4.85	13	78.0	42	After All-Star	70-46-1	3.96	1701	1013.0	104
-	-	-	-	-	June	17-17-0	4.47	60	306.0	152	-	-	-	-	-	-	-	-	-	-	
0-0-0	10.00	2	9.0	10	July	31-18-1	4.89	75	388.2	211	-	-	-	-	-	-	-	-	-		
2-2-0	4.65	5	31.0	16	August	32-16-0	3.99	67	421.2	187	-	-	-	-	-	-	-	-	-		
1-2-0	3.79	6	38.0	16	September	17-16-0	3.00	49	311.2	104	-	-	-	-	-	-	-	-	-		
-	-	-	-	-	October	2-1-0	4.66	3	19.1	10	-	-	-	-	-	-	-	-	-		

HAMPTON CAREER PITCHING BREAKDOWN BY BALLPARK

BALLPARK	W-L-S	ERA	G	IP	ER	BALLPARK	W-L-S	ERA	G	IP	ER
3Com Park	3-0-0	3.29	6	27.1	10	RFK Stadium	0-0-0	0.00	1	4.0	0
AT&T Park	3-3-0	4.13	8	52.1	24	Shea Stadium	15-12-0	3.11	37	231.2	80
Astrodome	38-16-0	2.91	94	531.2	172	Three Rivers	3-2-0	3.40	10	45.0	17
Atlanta-Fulton	0-2-0	5.52	4	14.2	9	Tokyo Dome	0-1-0	3.60	1	5.0	2
Busch Stadium II	4-6-0	4.82	14	74.2	40	Turner Field	19-16-0	3.70	47	294.0	121
Chase Field	1-3-0	7.13	6	35.1	28	Veterans Stadium	5-3-0	3.97	15	77.0	34
Cinergy Field	3-2-0	4.03	12	51.1	23	Wrigley Field	5-1-0	3.19	12	62.0	22
Citizens Bank Park	3-0-0	2.21	6	40.2	10	Cleveland Stadium	0-0-0	0.00	2	1.0	0
Coors Field	17-10-0	5.79	33	208.1	134	Comerica Park	0-0-0	3.86	1	7.0	3
County Stadium	0-1-0	2.45	3	18.1	5	Fenway Park	0-2-1	7.30	3	12.1	10
Dodger Stadium	3-6-0	5.48	14	67.1	41	Kauffman Stadium	1-1-0	3.38	2	13.1	5
Dolphin Stadium	4-3-0	5.19	11	60.2	35	Kingdome	1-2-0	12.60	6	10.0	14
Great American	0-1-0	14.73	1	3.2	6	Metrodome	1-0-0	6.48	2	8.1	6
Mile High Stadium	0-0-0	13.50	1	2.0	3	Rangers Ballpark	0-1-0	13.50	1	4.0	6
Miller Park	2-1-0	3.22	3	22.1	8	Rogers Centre	0-1-0	9.00	1	5.0	5
Minute Maid Park	1-1-0	5.52	5	29.1	18	SAFECO Field	1-1-0	5.14	2	14.0	8
Olympic Stadium	3-2-0	3.90	6	27.2	12	Tiger Stadium	1-1-0	5.91	2	10.2	7
PETCO Park	1-0-0	3.86	1	7.0	3	U.S. Cellular Field	1-1-0	5.40	2	11.2	7
PNC Park	1-0-0	2.35	1	7.2	2	Yankee Stadium	0-0-0	0.00	2	1.2	0
Qualcomm Stadium	1-3-0	4.85	10	52.0	28						

HAMPTON CAREER FIELDING

YEAR	POSITION	PCT.	G	PO	A	E	TC	DP
1993	Pitcher	.667	13	0	2	1	3	0
1994	Pitcher	1.000	44	6	11	0	17	2
1995	Pitcher	.917	24	10	23	3	36	2
1996	Pitcher	.958	27	13	33	2	48	3
1997	Pitcher	.961	34	16	57	3	76	4
1998	Pitcher	.938	32	11	49	4	64	7
1999	Pitcher	.946	34	12	41	3	56	4
2000	Pitcher	.965	33	10	45	2	57	2
2001	Pitcher	1.000	32	12	46	0	58	5
2002	Pitcher	.979	30	12	35	1	48	1
2003	Pitcher	.985	31	15	52	1	68	4
2004	Pitcher	.962	29	13	37	2	52	4
2005	Pitcher	.867	12	2	11	2	15	1
2008	Pitcher	.952	13	3	17	1	21	2
TOTALS	Pitcher	.960	388	135	459	25	619	41

HAMPTON

2009 HOUSTON ASTROS

KAMPTON MAJOR LEAGUE BATTING

YEAR CLUB	AVG	G	AB	R	H	2B	3B	HR	RBI	SH	SF	IB	BB	SO	SB	CS	E
1994 Houston	.000	44	1	0	0	0	0	0	0	0	0	0	0	1	0	0	0
1995 Houston	.146	24	48	7	7	0	0	0	0	4	0	1	4	14	0	0	3
1996 Houston	.238	29	42	9	10	1	0	0	3	7	0	1	4	11	0	0	2
1997 Houston	.137	34	73	6	10	1	1	0	8	10	1	0	5	21	0	1	3
1998 Houston	.262	32	61	3	16	4	0	0	2	7	0	1	7	12	2	0	4
1999 Houston	.311	34	74	10	23	3	3	0	10	5	1	1	7	18	0	0	3
2000 New York (NL)	.274	35	73	7	20	0	0	0	8	4	2	0	5	20	0	1	2
2001 Colorado	.291	43	79	20	23	2	0	7	16	5	0	0	2	21	0	1	0
2002 Colorado	.344	36	64	9	22	2	0	3	5	1	0	0	1	13	1	1	1
2003 Atlanta	.183	32	60	6	11	2	1	2	8	9	0	0	5	13	0	0	1
2004 Atlanta	.172	36	64	7	11	3	0	2	7	4	0	0	3	23	0	0	2
2005 Atlanta	.320	12	25	4	8	1	0	1	1	3	0	1	0	9	0	0	2
2008 Atlanta	.208	13	24	3	5	2	0	0	4	3	0	0	2	11	0	0	1
TOTAL	.241	404	688	91	166	21	5	15	72	62	4	5	45	187	3	4	25



LATROY HAWKINS

22

Bats/Throws: Right/Right

Height/Weight: 6-5/215

Birthdate: 12/21/72 in Gary, IN

Resides: Frisco, TX

Opening Day Age: 36

ML Service: 12.054

Contract Status: Signed through 2009

Acquired: From the New York Yankees in exchange for IF Matt Cusick on July 30, 2008.

RHP

CAREER HIGHLIGHTS

- ★ Is 59-77 with 76 career saves in 688 games (98 starts) during parts of 14 Major League seasons with Minnesota (1995-2003), the Chicago Cubs (2004-05), San Francisco (2005), Baltimore (2006), Colorado (2007), the New York Yankees (2008) and Houston (2008).
- ★ Has appeared in the postseason with Minnesota (2002-03) and Colorado (2007), playing in 15 career postseason games (4.63 ERA, 6ER/11.2IP), including two World Series games in 2007 (4.50 ERA, 1ER/2IP).
- ★ Acquired by Houston, along with cash considerations, from the New York Yankees in exchange for minor league infielder Matt Cusick on July 30, 2008...proceeded to post a 0.43 ERA (1ER/21IP) in 24 games with Houston in 2008...signed to a one-year contract with the Astros running through the 2009 season on Nov. 7, 2008.
- ★ Was one of five Major League relievers to surpass 60 appearances in each of the eight seasons from 2000-07...he and David Weathers were the only two right-handers to reach the plateau in each of those seasons.
- ★ Went 9-3 with a career-low 1.86 ERA (16ER/77 1IP) in 74 appearances in relief for the Twins in 2003...ranked fifth in the American League in relief appearances.
- ★ Won a career-high ten consecutive decisions from April 6, 2002 to May 21, 2003...the winning streak spanned 83 relief appearances, and he posted a 1.91 ERA (21ER/99IP) in that time span.
- ★ Matched his career high and picked up a save after tossing 4.0 innings in relief on June 30, 2000, at CLE.
- ★ In his 10th career start on April 25, 1996 at DET, struck out a career-high 10 hitters...struck out only 22 other hitters in his 11 other starts from 1995-96.
- ★ Has one 9.0-inning complete game in his career on Sept. 24, 1995 vs. CHI (AL)...allowed three runs on five hits and did not issue a walk en route to the victory...also tossed an 8.0-inning complete game in a losing effort on Aug. 18, 1999, at BAL...allowed two runs on five hits.

10 YEARS Astros NOTES 10 YEARS

- ★ Graduated from Gary West Side High School (IN) in 1991...where he was All-State in baseball and basketball as a junior and senior...also ran track...selected by the Twins in the seventh round of the 1991 First-Year Player Draft...signed by Twins scout Dan Durst.
- ★ In addition to Frisco, TX, he assists with various community and youth organizations...dedicated to helping at-risk children and families...participates in the annual "Fish with the Pros" event.
- ★ A member of the Volunteers of America, he helped with recovery efforts in Alabama, Mississippi and New Orleans after Hurricane Rita and Hurricane Katrina in 2005.
- ★ Avoided free agency by re-signing with Houston...one-year deal...running through the 2009 season...signed on Nov. 7, 2008.

2009 HOUSTON ASTROS



2008: Finished the season 3-1 with one save and a 3.92 ERA (27ER/62IP) in 57 appearances with the Astros and Yankees...while with Houston, went 2-0 with one save and a 0.43 ERA (1ER/21P) in 24 appearances...acquired along with cash considerations on July 30 from the New York Yankees in exchange for minor league infielder Matt Cusick...had been designated for assignment by the Yankees on July 26...did not allow an earned run in his first 22 games for Houston, which ties as the fourth-longest streak in club history...in those 22 appearances, he pitched 19.0 consecutive innings without allowing an earned run...his scoreless inning streak lasted from Aug. 2-Sept. 15 and spanned 17 appearances (14.0 innings)...did not allow a run in 14 August outings (11.0 innings)...posted a 1.95 ERA (6ER/27.2IP) in 28 appearances vs. NL clubs...owned a 1.09 ERA (3ER/24.2IP) in 27 appearances after the All-Star Break...posted a 2.13 ERA (9ER/38IP) from June 1 through the end of the season.

2007: Went 2-5 with a 3.42 ERA (55.1IP/21ER) in 62 relief appearances with the Colorado Rockies...became one of just five Major League pitchers to surpass 60 appearances from 2000-07, joining David Weathers as the only righthanders to make the claim (also left-handers A an Embree, Steve Kline and Mike Myers)...his 550.2IP over the eight-year stretch was the sixth-highest total among Major League relievers...had a 2.48 ERA at Coors Field and a 4.44 ERA on the road...landed on the 15-day DL on April 24 (retroactive to April 21) with right elbow inflammation...was returned from rehab and reinstated from the DL on May 22...over his final 53 outings after coming off the DL, went 2-2 with a 2.63 ERA (14ER/48IP) to drop his ERA from 8.59 to 3.42 as the Rockies went a National League-best 72-46...suffered a blown save on June 28 at HOU, when he allowed home runs to Lance Berkman and Mike Lamb in the eighth inning...appeared in five postseason games for the Rockies, allowing just 1ER in 5.0IP (1.80 ERA)...held opponents to a .133 batting average (2x15) with 1BB and 3K...appeared in two World Series games vs. BOS (2.0IP, 1H, 1ER, 2K).

2006: Went 3-2 with a 4.48 ERA (30ER/60.1IP) in 60 relief appearances with the Baltimore Orioles...the club had a 36-24 record in games in which he pitched...reached 1,000 career innings pitched on July 26 at KC...spent five days on the bereavement list from July 30-Aug. 3, following the death of his grandmother...was sidelined for 16 days after sustaining a strained right groin on Sept. 2 at OAK...was acquired by the Orioles from the San Francisco Giants in exchange for LHP Steve Kline on Dec. 6, 2005.

2005: Split the season between the Chicago Cubs and San Francisco Giants, combining to go 2-8 with six saves and a 3.83 ERA in 66 relief appearances...began the season with the Cubs, making 21 appearances before being traded to the Giants on May 28 along with cash considerations in exchange for RHPs Jerome Williams and David Aardsma...went 1-4 with a 4.10 ERA in 45 games for San Francisco...was placed on the DL from June 17-July 4 with ulnar neuritis in his right elbow...from June 6 on, compiled a 2.45 ERA (9ER/33IP) over his final 39 outings, permitting just two home runs in that span.

2004: Made his National League debut after signing a two-year contract with the Chicago Cubs...was 5-4 with 25 saves and a 2.63 ERA in a career-high 77 games...spent the majority of the season as the Cubs' closer after an injury to Joe Borowski...went 25-for-34 in save opportunities as his nine blown saves tied for most in the league...posted a strikeout-to-walk ratio of nearly 5-to-1 (148B, 69K)...had a 1.99 ERA (9ER/40.2IP) at Wrigley Field.

2003: In his final year with Minnesota, was 9-3 with two saves and a career-best 1.86 ERA (16ER/77IP) in 74 games...ranked fifth in the AL in appearances and seventh in ERA among relievers...recorded a 5-to-1 strikeout-to-walk ratio (75K, 15BB)...had a personal 70-game winning streak, dating back to April 6, 2002, snapped on June 8 at SD...had a 20-game, 20-2-inning scoreless stretch from July 31-Sept. 14...made three appearances in the ALDS vs. the Yankees, surrendering 5H and 2ER in 3.0IP.

2002: Compiled a perfect 6-0 record and 2.13 ERA (19ER/80.1IP) in 65 games out of Minnesota's bullpen with 63K and just 15BB...won the Charles O. Johnson Award as the most improved Twins player...appeared in his first postseason for the AL Central champs...pitched in three Division Series games vs. Oakland, tossing 2.1 perfect innings and striking out five of the seven batters he faced...in four ALCS games vs. the Angels, allowed 3ER over 1.1IP.

2001: Established a career high with 28 saves in 62 relief appearances with the Twins...tied for eighth in the American League in saves...established a Major League record for consecutive saves to start a career when he saved his 23rd straight game on May 2 vs. NYY...recorded his first career blown save in his next appearance on May 5 at KC.

2000: Spent his first season in the bullpen after making just five relief appearances in the first nine years of his professional career...was 2-5 with a team-high 14 saves and a 3.39 ERA in 66 games...ranked fourth among league relievers with 87.2IP...earned his first career save on May 28 vs. TEX...converted all 14 save chances and stranded 27-of-33 inherited runners (81.8%).

1999: Had his first double-digit win season in the Majors in his final year as a starter, finishing with a record of 10-14 with a 6.67 ERA...only three other American Leaguers started more games over the 1998-99 seasons than Hawkins' 66 (Scott Erickson-70, Rick Helting-68 and Chuck Finley-67).

1998: Spent his first full season at the big league level, going 7-14 with a 5.25 ERA in a team-high 33 starts...established career highs in IP (190.1) and strikeouts (105) and ranked seventh in the league in games started.

1997: Pitched in 34 total games between Minnesota and Triple-A Salt Lake, going a combined 15-16 in 179.1IP...began the season at Salt Lake...was named Pacific Coast League Pitcher of the Week for the period from April 3-12...joined the Twins on June 17, making 20 starts over the remainder of the season (6-12, 5.84 ERA).



HAWKINS

2009 HOUSTON ASTROS

1996: Opened the season with Minnesota, going 1-1 with an 8.20 ERA in seven games (6GS). recorded a career-high 10 strikeouts on April 25 at DET. was optioned to Triple-A Salt Lake on May 14 for the duration of the season—had four complete games with Salt Lake...named PCL Pitcher of the Week for the period of July 28-Aug 3...was a September call-up by the Twins, but did not pitch due to a sore bicep muscle.

1995: Saw his first Major League action, earning a spot on the Twins' Opening Day roster...was 2-3 with an 8.67 ERA over two stints with Minnesota...made his Major League debut on April 29 at BAL...picked up his first big league win on Sept. 18 (G2) at KC...tossed his first career complete game (five hitter) on Sept. 24 vs. CWS...was 9-7 with a 3.55 ERA in 22 starts with Triple-A Salt Lake...named PCL Pitcher of the Week for Aug. 20-26...pitched in the Arizona Fall League after the season, going 3-2 with a 6.18 ERA in nine starts...named the ninth-best prospect in PCL by *Baseball America*.

MINOR LEAGUES:

1994: Combined at three levels—Class A Fort Myers, Double A Nashville and Triple A Salt Lake—to go 18-6 with a 3.07 ERA in 29 starts...named the Minnesota organization "Player of the Year" for second consecutive season...with Nashville, was named the Southern League's best pitching prospect and the second-best overall prospect by *Baseball America*...also was named to the publication's Minor League All-Star Team. **1993:** Went 15-5 in 26 games, 23 starts, for Ft. Wayne in his first full professional season...was named the Twins organization's minor league Player of the Year...was named to *Baseball America's* Midwest League All-Star Team after leading the league in wins (15), ERA (2.06), strikeouts (179) and shutouts (3)...was ranked by the publication as the league's fifth-best prospect...set a league record with a 15-strikeout game on 6/25 vs. Cedar Rapids...also tied the league record for consecutive strikeouts (8) in a single game in that contest. **1992:** Split the season between Rookie-level Gulf Coast and Short-A Elizabethton, going 3-3 in 11 starts...held opponents to a .202 average while compiling 71K in 63.0IP. **1991:** Made his professional debut with Minnesota's Rookie Gulf Coast League team, ranking second on the team in wins (4) and strikeouts (47).

PERSONAL/MISCELLANEOUS

He and his wife, Anita, have two children, son Dakari and daughter Troi...is active with the Juvenile Diabetes Research Foundation...is also a member of Volunteers of America and joined the organization's recovery efforts in Alabama, Mississippi and New Orleans after Hurricane Rita and Hurricane Katrina in 2005, helping to rebuild homes, serve meals out of the mobile medical vehicle and hand out toiletries and necessities...assists with Lifeline, a non-profit organization in Texas dedicated to helping at-risk children and families...takes part in the organization's annual "Fish with the Pros" event...also participates in fundraising efforts for the Players Trust, the charitable arm of the Major League Baseball Players Association...participated in the 2009 Astros Winter Caravan.

LATROY HAWKINS

YEAR	CLUB	W-L	ERA	G	GS	CG	SHO	SV	IP	H	R	ER	HR	HB	BB	SO	WP	BK	
1991	GCL Twins (R)	4-3	4.75	11	11	0	0	0	55.0	62	34	29	2	3	26	47	6	3	
1992	GCL Twins (R)	3-2	3.22	6	6	1	0	0	36.1	36	19	13	1	3	10	35	3	2	
	Elizabethton (R)	0-1	3.38	5	5	1	0	0	26.2	21	12	10	2	0	11	36	0	1	
1993	Ft. Wayne (A)	15-5	2.06	26	23	4	3	0	157.1	110	53	36	5	4	41	179	9	2	
1994	Ft. Meyers (A)	4-0	2.33	6	6	1	1	0	38.2	32	10	10	1	2	6	36	0	0	
	Nashville (AA)	9-2	2.33	11	11	1	0	0	73.1	50	23	19	2	3	28	53	2	1	
	Salt Lake (AAA)	5-4	4.08	12	12	1	0	0	81.2	92	42	37	8	5	33	37	4	2	
1995	MINNESOTA	2-3	8.67	6	6	1	0	0	27.0	39	29	26	3	1	12	9	1	1	
	Salt Lake (AAA)	9-7	3.55	22	22	4	1	0	144.1	150	63	57	7	1	40	74	6	1	
1996	MINNESOTA	1-1	8.20	7	6	0	0	0	26.1	42	24	24	8	0	9	24	1	1	
	Salt Lake (AAA)	9-8	3.92	20	20	4	1	0	137.2	138	66	60	11	3	31	99	6	0	
1997	Salt Lake (AAA)	9-4	5.45	14	13	2	1	0	76.0	100	53	46	4	4	16	53	8	1	
	MINNESOTA	6-12	5.84	20	20	0	0	0	103.1	134	71	67	19	4	47	58	6	3	
1998	MINNESOTA	7-14	5.25	33	33	0	0	0	190.1	227	126	111	27	5	61	105	10	2	
1999	MINNESOTA	10-14	6.66	33	33	1	0	0	174.1	238	136	129	29	1	60	103	9	0	
2000	MINNESOTA	2-5	3.39	66	0	0	0	14	87.2	85	34	33	7	1	32	59	6	0	
2001	MINNESOTA	1-5	5.96	62	0	0	0	28	51.1	59	34	34	3	1	39	36	7	0	
2002	MINNESOTA	6-0	2.13	65	0	0	0	0	80.1	63	23	19	5	0	15	63	5	0	
2003	MINNESOTA	9-3	1.86	74	0	0	0	2	77.1	69	20	16	4	1	15	75	5	0	
2004	CHICAGO (NL)	5-4	2.63	77	0	0	0	25	82.0	72	27	24	10	2	14	69	2	0	
2005	CHICAGO (NL)	1-4	3.32	21	0	0	0	4	19.0	18	9	7	4	0	7	13	0	0	
	SAN FRANCISCO	1-4	4.10	45	0	0	0	2	37.1	40	18	17	3	0	17	30	1	0	
	Fresno (AAA)	0-0	0.00	2	0	0	0	0	2.0	2	0	0	0	0	1	0	0	0	
2006	BALTIMORE	3-2	4.48	60	0	0	0	0	60.1	73	30	30	4	0	15	27	2	0	
2007	COLORADO	2-5	3.42	62	0	0	0	0	55.1	52	21	21	6	0	16	29	2	0	
	Colorado Springs (AAA)	1-0	2.25	4	0	0	0	0	4.0	2	1	1	0	0	2	5	0	0	
2008	NEW YORK (AL)	1-1	5.71	33	0	0	0	0	41.0	42	26	26	3	0	17	23	2	0	
	HOUSTON	2-0	0.43	24	0	0	0	1	21.0	11	3	1	0	0	5	25	1	0	
MINOR LEAGUE TOTALS		68-36	3.44	139	129	19	7	0	833.0	795	376	318	43	28	244	655	44	13	
NL TOTALS		11-17	2.93	229	0	0	0	0	32	214.2	193	78	70	23	2	59	166	6	0
AL TOTALS		48-60	5.04	459	98	2	0	44	919.1	1071	553	515	112	14	322	582	54	7	
MAJOR LEAGUE TOTALS		59-77	4.64	688	98	2	0	76	1134.0	1264	631	585	135	16	381	748	60	7	

2009 HOUSTON ASTROS



DIVISION SERIES RECORD

YEAR	CLUB/OPP	W-L	ERA	G	GS	CG	SHO	SV	IP	H	R	ER	HR	HB	BB	SO	WP	BK
2002	MIN/OAK	0-0	0.00	3	0	0	0	0	2.1	0	0	0	0	0	0	5	0	0
2003	MIN/NYY	1-0	6.00	3	0	0	0	0	3.0	5	3	2	0	0	0	5	0	0
2007	COL/PHI	0-0	0.00	1	0	0	0	0	1.0	0	0	0	0	0	1	0	0	0
TOTALS		1-0	2.84	7	0	0	0	0	6.1	5	3	2	0	0	1	10	0	0

LEAGUE CHAMPIONSHIP SERIES RECORD

YEAR	CLUB/OPP	W-L	ERA	G	GS	CG	SHO	SV	IP	H	R	ER	HR	HB	BB	SO	WP	BK
2002	MIN/ANA	0-0	20.25	4	0	0	0	0	1.1	4	3	3	0	0	1	1	0	0
2007	COL/ARI	0-0	0.00	2	0	0	0	0	2.0	1	0	0	0	0	0	1	0	0
TOTALS		0-0	8.10	6	0	0	0	0	3.1	5	3	3	0	0	1	2	0	0

WORLD SERIES RECORD

YEAR	CLUB/OPP	W-L	ERA	G	GS	CG	SHO	SV	IP	H	R	ER	HR	HB	BB	SO	WP	BK
2007	COL/80S	0-0	4.50	2	0	0	0	0	2.0	1	1	1	0	0	0	2	0	0

HAWKINS CAREER TRANSACTIONS

- Selected by Minnesota in the seventh round of the 1991 First-Year Player Draft.
- Placed on suspended list, August 13-16, 2003.
- Signed as a free agent by the Chicago Cubs on December 18, 2003.
- Acquired by the San Francisco Giants from Chicago with cash considerations in exchange for RHPs Jerome Williams and David Aardsma on May 28, 2005.
- Placed on the 15-day Disabled List, June 17-July 4, 2005 (ulnar neuritis in his right elbow).
- Acquired by Baltimore from San Francisco in exchange for LHP Steve Kline on Dec. 6, 2005.
- Signed as a free agent by Colorado on Jan. 16, 2007.
- Signed as a free agent by the New York Yankees on Dec. 27, 2007.
- Placed on suspended list, June 6-9, 2008.
- Acquired by Houston from New York in exchange for IF Matt Cusick on July 30, 2008.

HAWKINS GAME HIGHS

Longest Winning Streak:	10 - April 6, 2002 - May 21, 2003
Longest Losing Streak:	7 -- Aug. 1, 1998 - April 14, 1999
Strikeouts:	10 - April 25, 1996 at Detroit
Walks:	5 (4x) - last, April 2, 1998 at Toronto
Innings (starter):	9.0 - Sept. 24, 1995 vs. Chicago (AL)
Innings (relief):	4.0 (2x) - last, June 30, 2000 at Cleveland
Low-Hit Game (CG):	..5 (2x) -- last, Aug. 18, 1999 at Baltimore

HAWKINS CAREER PITCHING BREAKDOWN

2008					Career					2008					Career							
W-L-S	ERA	G	IP	ER	TEAM	W-L-S	ERA	G	IP	ER	TEAM	W-L-S	ERA	G	IP	ER	TEAM	W-L-S	ERA	G	IP	ER
3-1-1	3.92	57	62.0	27	Overa	59-77-76	4.64	688	1134.0	585	0-1-0	24.00	4	3.0	8	Baltimore	2-8-3	7.19	27	71.1	57	
0-0-0	6.75	4	6.2	5	Interleague	6-7-0	3.70	68	114.4	47	1-0-0	1.50	4	6.0	1	Boston	3-1-2	5.30	28	52.2	31	
0-0-0	0.00	1	1.0	0	Arizona	4-0	7.62	17	13.0	1	0-0-0	11.57	2	2.1	3	Chi. White Sox	6-7-8	4.50	51	100.0	50	
0-0-0	4.50	2	2.0	1	Atlanta	0-0-1	1.69	12	16.0	3	0-0-0	0.00	1	2.0	0	Cleveland	3-2-6	5.09	15	58.1	33	
0-0-1	0.00	3	2.1	0	Chi. Cubs	0-2-2	4.91	14	14.2	8	0-0-0	0.00	3	3.2	0	Detroit	5-3-3	3.91	37	76.0	33	
0-0-0	0.00	7	5.2	0	Cincinnati	2-2-5	2.3	28	35.0	9	0-0-0	0.00	1	1.0	0	Kansas City	8-4-3	4.93	41	84.0	46	
0-0-0	0.00	1	1.0	0	Colorado	0-0-1	1.89	3	14.1	3	0-0-0	0.00	1	1.0	0	L.A. Angels	4-5-1	5.85	24	60.0	39	
0-0-0	0.00	1	1.0	0	Florida	1-0-1	2.25	8	8.0	2	0-0-0	6.75	2	2.2	2	Minnesota	0-0-0	9.53	6	5.2	6	
0-0-0	0.00	1	1.0	0	Houston	1-2-5	4.98	21	21.2	12	0-0-0	0.00	2	2.0	0	N.Y. Yankees	1-6-3	6.44	27	50.1	36	
0-0-0	0.00	1	1.0	0	L.A. Dodgers	1-0-2	3.65	15	12.1	5	0-0-0	0.00	2	2.0	0	Oakland	4-1-3	4.60	3	60.2	31	
0-0-0	0.00	1	1.0	0	Milwaukee	3-4-5	3.32	25	38.0	14	0-0-0	0.00	2	3.0	0	Seattle	1-4-1	6.20	27	61.0	42	
1-0-0	2.45	3	3.2	1	N.Y. Mets	1-1-2	4.26	12	2.2	6	0-0-0	20.25	3	2.2	6	Tampa Bay	1-4-1	5.36	27	45.1	27	
0-0-0	6.35	4	5.2	4	Philadelphia	1-3-2	5.40	13	0.0	6	0-0-0	0.00	1	1.0	0	Texas	3-4-2	3.51	29	48.2	19	
0-0-0	0.00	2	2.0	0	Pittsburgh	3-7	3.38	29	40.0	5	0-0-0	1.80	4	5.0	1	Toronto	2-3-2	4.27	29	52.2	25	
0-0-0	0.00	2	2.0	0	St. Louis	1-2-3	1.86	20	29.0	6	2-0-0	3.00	32	36.0	12	Home	32-38-33	4.32	354	595.1	286	
1-0-0	0.00	2	1.1	0	San Diego	0-1-3	3.32	22	21.2	8	1-1-1	5.19	25	26.0	15	Road	27-39-43	5.00	334	538.2	299	
0-0-0	0.00	2	2.0	0	San Francisco	1-0-0	0.00	10	8.2	0	2-0-0	2.05	22	22.0	5	Day	23-29-25	4.25	228	356.0	168	
0-0-0	0.00	1	1.0	0	Washington	1-1-1	1.45	10	32.1	2	1-1-1	4.95	35	40.0	22	Night	36-48-51	4.82	460	778.0	417	
1-0-0	7.47	13	15.2	13	April	7-13-13	5.55	112	183.1	113	3-1-1	4.05	55	60.0	27	Grass fields	30-44-49	4.52	461	633.2	318	
0-1-0	5.40	7	8.1	5	May	10-13-10	4.51	113	193.2	97	0-0-0	0.00	2	2.0	0	Artificial turf	29-33-27	4.80	227	500.1	267	
0-0-0	4.35	7	10.1	5	June	8-12-14	4.35	111	180.0	87	1-1-0	5.79	30	37.1	24	Before All-Star	28-41-42	4.85	373	616.0	332	
0-0-0	4.05	6	6.2	3	July	15-11-16	4.57	112	183.1	93	2-0-1	1.09	27	24.2	3	After All-Star	31-36-34	4.48	315	518.0	253	
2-0-1	0.00	14	1.0	0	August	10-13-12	4.35	128	200.2	97	-	-	-	-	-	Starter	26-44-0	6.11	98	518.1	352	
0-0-0	0.90	10	10.0	1	September	9-15-10	4.55	109	190.0	96	3-1-1	3.92	57	62.0	27	Relief	33-33-76	3.41	590	615.2	233	
0-0-0	-	-	-	-	October	0-0-1	6.00	3	3.0	2	-	-	-	-	-	-	-	-	-	-	-	-

2009 HOUSTON ASTROS

HAWKINS CAREER PITCHING BREAKDOWN


2008					Career					2008					Career																												
W-L-S	ERA	G	IP	ER	TEAM	W-L-S	ERA	G	IP	ER	TEAM	W-L-S	ERA	G	IP	ER	TEAM	W-L-S	ERA	G	IP	ER																					
3-1-1	3.92	57	62.0	27	Overall	59-77-76	4.64	688	134.0	585	0-1-0	24.00	4	3.0	8	Balt more	2-8-3	7.19	27	71.1	57	0-0-0	6.25	4	9.4	5	Interleague	6-7-10	3.70	68	114.4	47	1-0-0	1.50	4	6.0	1	Boston	3-1-2	5.30	28	52.2	31
0-0-0	0.00	1	1.0	0	Arizona	1-4-0	7.62	17	13.0	11	0-0-0	11.57	2	2.1	3	Ch., White Sox	6-7-8	4.50	51	100.0	50	0-0-0	4.50	2	2.0	1	Atlanta	0-0-1	1.59	12	16.0	3	0-0-0	0.00	1	2.0	0	Cleveland	3-2-6	5.09	35	58.1	33
0-0-0	0.00	3	2.1	0	Chi. Cubs	0-2-2	4.91	14	14.2	8	0-0-0	0.00	3	3.2	0	Detroit	5-3-3	3.91	37	76.0	33	0-0-0	0.00	7	5.2	0	Cincinnati	2-2-5	2.31	28	35.0	9	0-0-0	0.00	1	1.0	0	Kansas City	8-4-3	4.93	41	84.0	46
0-0-0	0.00	1	1.0	0	Colorado	0-1-1	1.88	13	14.1	3	-	-	-	-	-	L.A. Angels	4-5-1	5.85	24	60.0	39	0-0-0	0.00	1	1.0	0	Florida	1-0-1	2.25	8	8.0	2	0-0-0	6.75	2	2.2	2	Minnesota	0-0-0	9.53	6	5.2	6
0-0-0	0.00	1	1.0	0	Houston	1-2-5	4.98	21	21.2	12	-	-	-	-	-	N.Y. Yankees	1-6-3	6.44	27	50.1	36	0-0-0	0.00	1	1.0	0	L.A. Dodgers	1-0-2	3.65	15	12.1	5	0-0-0	0.00	2	2.0	0	Oakland	4-1-3	4.60	31	60.2	31
0-0-0	0.00	1	1.0	0	Milwaukee	3-4-5	3.32	25	38.0	14	0-0-0	0.00	2	3.0	0	Seattle	1-4-1	6.20	27	61.0	42	0-0-0	0.00	1	1.0	0	N.Y. Mets	1-1-2	4.26	12	12.2	6	0-0-0	20.25	3	2.2	6	Tampa Bay	1-4-1	5.36	27	45.1	27
1-0-0	2.45	3	3.2	1	N.Y. Mets	1-1-2	4.26	12	12.2	6	0-0-0	0.00	1	1.0	0	Texas	3-4-2	3.51	29	48.2	19	0-0-0	6.35	4	5.2	4	Philadelphia	1-3-2	5.40	13	10.0	6	0-0-0	0.00	1	1.0	0	Toronto	2-3-2	4.27	29	52.2	25
0-0-0	0.00	1	1.0	0	Pittsburgh	3-1-7	3.38	29	40.0	15	0-0-0	1.80	4	5.0	1	Toronto	2-3-2	4.27	29	52.2	25	0-0-0	0.00	2	2.0	0	St. Louis	1-2-3	1.86	20	29.0	6	2-0-0	3.00	32	36.0	12	Home	32-38-33	4.32	354	595.1	286
0-0-0	0.00	2	2.0	0	St. Louis	1-2-3	1.86	20	29.0	6	1-1-1	5.19	25	26.0	15	Road	27-39-43	5.00	334	536.2	299	2-0-0	2.05	22	22.0	5	San Diego	0-3-1	3.32	22	2.2	8	Day	23-29-25	4.25	228	356.0	168					
1-0-0	0.00	2	1.1	0	San Francisco	1-0-0	0.00	10	8.2	0	-	-	-	-	Night	36-48-51	4.82	460	778.0	417	3-1-1	4.05	55	60.0	27	Washington	1-0-1	1.46	10	12.1	2	Grass fields	30-44-49	4.52	46	633.2	318						
0-0	7.47	13	15.2	13	April	7-13-13	5.55	112	183.1	13	0-0-0	0.00	2	2.0	0	Artificial turf	29-33-27	4.80	227	500.1	267	1-1-0	5.79	30	37.1	24	May	10-13-10	4.35	111	180.0	97	Before All-Star	28-41-42	4.85	373	616.0	332					
0-0	5.40	7	8.1	5	May	10-13-10	4.35	111	180.0	97	-	-	-	-	After All-Star	31-36-34	4.40	315	518.0	253	2-0-1	1.09	27	24.2	3	June	15-11-16	4.57	112	183.1	93	Starter	26-44-0	6.11	98	518.1	352						
0-0-0	4.35	7	10.1	5	June	8-12-14	4.35	111	180.0	97	0-0-0	0.00	2	2.0	0	Relief	33-33-76	3.41	590	615.2	233	0-0-0	4.05	6	6.2	3	July	15-11-16	4.57	112	183.1	93	0-0-0	0.90	10	10.0	1	August	10-13-12	4.35	128	200.2	97
0-0-0	4.05	6	6.2	3	July	15-11-16	4.57	112	183.1	93	0-0-0	-	-	-	September	9-15-10	4.55	109	190.0	96	0-0-0	0.00	10	10.0	1	October	0-0-1	6.00	3	3.0	2												
2-0-1	0.00	14	11.0	0	August	10-13-12	4.35	128	200.2	97	-	-	-	-	October	0-0-1	6.00	3	3.0	2	-	-	-	-	-	-	-	-	-	-	-	-	-	-	-	-	-						

HAWKINS CAREER PITCHING BREAKDOWN BY BALLPARK

BALLPARK	W-L-S	ERA	G	IP	ER	BALLPARK	W-L-S	ERA	G	IP	ER
AT&T Park	0-3-0	2.49	28	25.1	7	Turner Field	0-0-0	1.00	6	9.0	1
Busch Stadium I	1-1-2	1.59	8	17.0	3	Veterans Stadium	1-0-0	0.00	1	1.0	0
Chase Field	1-1-0	9.00	9	7.0	7	Wrigley Field	3-5-10	2.59	55	55.2	16
Cinergy Field	0-2-0	10.13	2	5.1	6	Angel Stadium	2-1-1	6.98	12	29.2	23
Citizens Bank Park	0-2-0	23.14	4	2.1	6	Camden Yards	2-6-1	5.22	44	70.2	41
Coors Field	0-1-1	2.70	37	33.1	10	Comerica Park	0-1-2	1.50	12	12.0	2
County Stadium	0-1-0	14.73	2	3.2	6	Fenway Park	2-0-1	6.00	13	21.0	14
Dodger Stadium	1-0-2	3.38	9	8.0	3	Kauffman Stadium	4-1-1	4.35	18	39.1	19
Dolphin Stadium	1-0-0	0.00	3	3.0	0	Kingdome	0-1-0	3.65	2	12.1	5
Great American	0-0-2	0.00	8	5.2	0	McAfee Coliseum	2-0-2	5.46	14	28.0	17
Miller Park	0-2-4	1.35	13	13.1	2	Metrodome	25-28-24	4.98	191	428.0	237
Minute Maid Park	1-1-4	2.86	23	22.0	7	Progressive Field	1-0-3	4.05	20	26.2	12
Olympic Stadium	1-0-1	3.86	2	2.1	1	Rangers Ballpark	2-3-0	3.24	15	3.0	13
PETCO Park	0-1-1	1.93	10	9.1	2	Rogers Centre	2-0-1	2.45	15	33.0	9
PNC Park	2-0-3	4.40	13	14.1	7	Safeco Field	1-0-1	4.40	9	14.1	7
Qualcomm Stadium	0-1-0	18.00	2	2.0	4	Tiger Stadium	2-2-0	6.00	5	27.0	18
RFK Stadium	0-1-0	1.50	5	6.0	1	Tropicana Field	0-2-0	5.17	12	15.2	9
Shea Stadium	1-0-1	5.40	7	6.2	4	U.S. Cellular Field	0-5-5	5.76	25	45.1	29
Three Rivers Stadium	0-0-1	0.00	2	2.2	0	Yankee Stadium	1-5-2	7.24	32	51.0	41

HAWKINS CAREER FIELDING

YEAR	POSITION	PCT.	G	PO	A	E	TC	DP
1995	Pitcher	1.000	6	3	3	0	6	1
1996	Pitcher	1.000	7	3	4	0	7	0
1997	Pitcher	.957	20	9	13	1	23	1
1998	Pitcher	1.000	33	17	29	0	46	5
1999	Pitcher	.962	33	7	18	1	26	3
2000	Pitcher	.905	66	3	16	2	21	1
2001	Pitcher	1.000	62	3	5	0	8	0
2002	Pitcher	1.000	65	4	12	0	16	1
2003	Pitcher	1.000	74	1	9	0	10	0
2004	Pitcher	1.000	77	5	7	0	12	0
2005	Pitcher	.846	66	3	8	2	13	1
2006	Pitcher	.917	60	4	7	1	12	1
2007	Pitcher	1.000	62	9	12	0	21	2
2008	Pitcher	1.000	57	1	7	0	8	0
TOTAL	Pitcher	.969	688	72	150	7	229	16



BRAD JAMES

37

Bats/Throws: Right/Right

Height/Weight: 6-2/200

Born: 6/19/84 in Prosper, TX

Resides: Prosper, TX

Opening Day Age: 24

ML Service: 0.000

Contract Status: Signed through 2009

Acquired: Selected in the 29th round of the June 2004 Draft.

RHP

CAREER HIGHLIGHTS

- ★ Spent the 2008 season with Corpus Christi and was named a Texas League All-Star...also named Corpus Christi's Pitcher of the Month for May after posting a 2-1 record and a 3.07 ERA (10ER/29.1IP) in five starts during the month.
- ★ Named No. 8 on Houston's Top Prospects list by *Baseball America* prior to the 2008 season.
- ★ Placed on the Astros 40-man roster following the 2007 season...led all Salem starters with a 1.98 ERA (21ER/95.2IP) and tied for the team lead with nine wins en route to earning Carolina League All-Star honors in 2007...limited opponents to a .207 batting average, which ranked second in the CL.
- ★ Spent his second consecutive year in 2005 at Rookie League Greeneville and finished first in the Appalachian League with 13 starts and fifth with 63.1 innings pitched.

10 SEASONS *Astros* NOTES 10 SEASONS

- ★ Was a teammate of Astros catcher J.R. Towles at North Central Texas College...drafted by the Astros in the 29th round of the 2004 draft...signed by Astros scout Pat Murphy.
- ★ Was the recipient of the inaugural Oscar Pechen Award in 2005 while with the Greeneville Astros...the award is given to an Astros player who excels on the field and is considered to be an outstanding all-around person with great character off the field...the award is named in honor of 2004 Greeneville Astros Pitching Coach Oscar Padron, who died in a car accident while on his way home from a scouting trip in Venezuela in April 2005... James pitched under Padron's instruction in 2004.

MINOR LEAGUES

2008. Attended his first Major League Spring Training and appeared in two games (2 OIP) without allowing a run. Spent the entire regular season with Corpus Christi, posting a 6-6 record and a 4.45 ERA (46ER/93IP) in 18 starts...named a Texas League Mid-Season All-Star after going 6-4 with a 4.01 ERA (37ER/83 P) in 15 starts before the break... limited to only three second-half starts because of injury... named as Corpus Christi's Pitcher of the Month for May after going 2-1 with a 3.07 ERA (10ER/29.1 P) in five starts during the month... held right-handed hitters to a .239 average (54x226)...played for the Scottsdale Scorpions in the Arizona Fall League following the 2008 season and posted an 0-2 record and a 10.46 ERA (13ER/11IP) in eight games (one start)...2007. Began the season at Class A Salem, where he went 9-2 with a 1.98 ERA (21ER/95.2IP) in 16 games, all starts...went 4-1 with a 2.21 ERA (9ER/36.2IP) in May...earned the win in eight of his first nine decisions from April 9-June 13...sporting a 1.09 ERA (8ER/65.2IP) during that span...named a Carolina League All-Star...promoted to Double A Corpus Christi and made his debut with the Hooks on July 18...went 1-5 with a 5.17 ERA (27ER/47 OIP) and 22 strikeouts in nine starts at Corpus Christi...2006. Went 5-2 with a 1.36 ERA (14ER/92.1 P) in 17 appearances (14 starts) with Class A Lexington...went 3-0 with a 2.12 ERA (4ER/17ER) over his final three starts from Aug. 20-Sept. 1...2005. Spent the season at Rookie League Greeneville, going 3-3 with a 4.97 ERA (35ER/63.1IP) with 48 strikeouts...finished first in the Appalachian League with 13 starts and fifth with 63.1 innings pitched...2004. Made 13 appearances (10 starts) and finished 2-6 with a 4.44 ERA (26ER/52.2IP) in his first professional season at Rookie League Greeneville...helped the team to an Appalachian League Championship.

PERSONAL/MISCELLANEOUS

Single and resides in Prosper, TX (north of Dallas).

BRAD M. JAMES

YEAR	CLUB	W-L	ERA	G	GS	CG	SHO	SV	IP	H	R	ER	HR	HB	BB	SO	WP	BK
2004	Greeneville (R)	2-6	4.44	13	10	0	0	0	52.2	49	36	26	1	1	26	38	6	0
2005	Greeneville (R)	3-3	4.97	13	13	0	0	0	63.1	65	42	35	2	2	24	48	8	1
2006	Lexington (A)	6-2	1.36	17	14	1	0	0	92.1	75	24	14	5	8	33	55	9	1
2007	Salem (A)	9-2	1.98	16	16	0	0	0	95.2	72	27	21	5	8	33	55	9	1
	Corpus Christi (AA)	1-5	5.17	9	9	0	0	0	47.0	53	27	27	2	1	20	22	5	0
2008	Corpus Christi (AA)	6-6	4.45	18	18	0	0	0	93.0	107	52	46	9	8	35	45	6	0
MINOR LEAGUE TOTALS:		27-24	3.43	86	80	1	0	0	444.0	421	208	169	24	28	166	259	37	2

JAMES CAREER TRANSACTIONS

- Selected by Houston in the 29th round of the June 2004 draft.

JAMES



CARLOS LEE

45

Bats/Throws: Right/Right

Height/Weight: 6-2/240

Born: 6/20/76 in Aguadulce, Panama

Resides: Aguadulce, Panama

Opening Day Age: 32

ML Service: 9,150

Contract Status: Signed through 2012

How Acquired: Signed as a free agent on Nov. 24, 2006.

OF

CAREER HIGHLIGHTS

- ★ Is a career .290 (1635x5633) hitter with 281 home runs and 1001 RBI...has recorded seven consecutive seasons of 25-or-more home runs (2002-08)...has reached the 100-RBI mark in four consecutive seasons since 2005 and in five of his last six seasons.
- ★ Ranks second among all Major League outfielders in RBI since 2003 with 661, trailing only Manny Ramirez (689).
- ★ Since 2003, ranks 10th in the Majors with 191 home runs and seventh with 661 RBI...joins Alex Rodriguez, Carlos Beltran, Alfonso Soriano and Gary Sheffield as the only five MLB players with at least 150 HR, 500 RBI and 60 stolen bases since 2003
- ★ Leads all Major League players in first-half RBI since 2005 with 298...his team is 22-4 in his career when he hits a home run and steals a base in the same game.
- ★ Ranks ninth among all active MLB players with 12 career grand slams (Manny Ramirez leads with 20).
- ★ Ranks first among Panama-born players with 281 career home runs, ahead of Ben Ogilvie (235)...in 2008, surpassed Ogilvie (901) for first place in RBI (1,001) and hits (1,635).
- ★ Set a career high in batting average (.314), on-base percentage (.368) and slugging (.569) in 2008...was on the ballot for the 2008 Monster All Star Final Vote...on Aug. 8, 2008, became the 24th active MLB player to reach 1,000 career RBI.
- ★ Set career-highs in hits (190), doubles (43), and RBI (119) in 2007...named to the 2007 NL Silver Slugger team presented by Louisville Slugger...became the ninth Astro and third outfielder to receive the award...played 162 games for the second time in his career (2005).
- ★ In 2006, established career-highs in home runs (37), extra-base hits (75), and stolen bases (19)...reached base safely in 32 consecutive games from Aug. 24-Sept. 29, 2006, which tied for the 10th-longest streak in Rangers club history...Participated in the World Baseball Classic for Panama (three games, 2x11) in 2006.
- ★ His 28 home runs in 2006 were the third-most by a player to be traded in the middle of the season, only Greg Vaughn (29, 1996) and Mark McGwire (34, 1997) hit more home runs before being traded in the middle of a season...tied a Brewers club record in 2006 with 26 home runs prior to the All-Star Break (Jerome Burnitz 1999)...did not play in the final game of the 2006 season, snapping his consecutive games played streak at 334, which was the fourth-longest active streak in the Majors.
- ★ Named to the 2005 NL Silver Slugger team presented by Louisville Slugger...named the Brewers 2005 Most Valuable Player by the Milwaukee BBWAA chapter...ranked sixth in the NL in 2005 with 114 RBI and led the league with 11 sacrifice flies...in 2005, broke the Brewers team record for RBI before the All-Star Break, driving in 76 runs...named to the 2005 National League All-Star squad for the first time...finished third in the annual All-Star Home Run Derby.
- ★ Set a White Sox franchise record 28-game hitting streak from May 13-June 15, 2004...compiled a 1,000 fielding percentage that season, becoming the only outfielder in the Majors to not commit an error (in 108 games) that season...his 13 homers in July 2004, tied Frank Thomas (August 2003) and Dick Allen (July 1972) for the second-highest monthly total in White Sox franchise history behind Albert Belle, who hit 16 in July of 1998.
- ★ Hit .325 (92x283) with 17 home runs and 59 RBI after the 2003 All-Star Break...led the AL after the All-Star Break in RBI, ranked second in runs scored (55) and tied for fourth in home runs.
- ★ In 2000, was one of six Chicago players to record 20 home runs and 90 RBI, and one of a club-record five to score 100 runs, joining Ray Durham (121), Frank Thomas (115), Jose Valentin (107), and Magg Jr. Odronez (102).
- ★ Placed seventh in the 1999 AL Rookie of the Year balloting...his 84 RBI were second on the team and tied Pete Ward (1963) for ninth-most among rookies in White Sox history.

10 YEARS Ago *Astros* NOTES 10 YEARS Ago


- ★ Graduated from Redolfo Chiari High School in Panama before signing with Chicago (AL) as a 17-year-old...drafted free agent on Jan. 29, 1994...signed by White Sox scout Miguel Ibarra.
- ★ A three-time All-Star (2005-07), he has received two National League Silver Slugger Awards (2005, 2007) and has been named the MVP of his club twice (2005 w/ MIL, 2007 w/ HOU).
- ★ Participated in the Astros Winter Camp in Monterey, Mexico in January of 2007 and 2008.
- ★ Owns and operates a cattle ranch that breeds Brahma cows in Panama during the offseason...also owns a cattle ranch in nearby Boling, Texas.
- ★ Dubbed "El Caballo" (Spanish for the horse), he had a local fan following called "Los Caballicos" (Little Horses) that cheer from the top of sections during home games.
- ★ Signed by the Astros as a free agent on Nov. 24, 2006, that runs through the 2012 season.

2009 HOUSTON ASTROS



2008: Hit 314 (137x426) with 27 doubles, 28 home runs and 108 RBI in 115 games for Houston. Led the National League and ranked second in the Majors in RBI at the time he was placed on the DL (Aug. 10). Incurred the season ending injury after being hit by a pitch on his left little finger on Aug. 9 at CIN. Underwent successful surgery on Aug. 11, performed by Dr. Tom Mehlhoff, at The Methodist Hospital to correct multiple fractures in his left little finger. The surgery included pins being inserted into the finger and repairing complex nail bed lacerations—marked his first career stint on the Disabled List, a span of 1,480 career games without being placed on DL...was named Bank of America Presents the National League Player of the Week for August 4-10...led the NL with a .550 (11x20) batting average, a 1.100 slugging percentage, a .640 on-base percentage and 22 total bases, while also tying for the league lead with 11 RBI during the week...recorded his 1,000th career RBI on Aug. 8 at CIN with a three-RBI game...drove in 20 runs in his final 14 games of the season...his 100 RBI were 19 shy of his career-high 119, accomplished in 2007, was on pace to drive in 140 runs at the time of his injury...in 53 games from June 8-Aug. 9, he hit an MLB-best 385 (77x200) with 16 home runs and 53 RBI...RBI total in May (30) ranked T-1st in MLB, one shy of the club record for RBI in May (Bagwell, 31 in 1996)...in his last 36 games of the season, he had 56 hits (.400) with 11 HR and 41 RBI...which coincided with his return to the cleanup spot on June 28...hit .302 in the first half...his 76 RBI before the All-Star Break tied his career high set in 2005 and ranked seventh in the first half in club history...in a career-high 94 games in the first half, set a career high in hits (108) and at bats (358)...on June 29 vs. CIN, recorded his 12th career grand slam and first since June 28, 2007 vs. COL...joined Miguel Tejada and Lance Berkman to homer in three consecutive at-bats in the 6th inning on May 2 vs. MIL off Carlos Vilanueva...marked the fifth time in franchise history that the Astros have homered in three consecutive at-bats and the first since Aug. 31, 2004 at CIN (Beltran, Bagwell, Berkman)...recorded his 1,500th career hit with a 6th-inning homer on April 2 at SD.

2007: In his first season with the Astros, he hit 303 (190x627) with 32 HR and a career-high 119 RBI...also set career highs in hits (190) and doubles (43)...received his second career NL Silver Slugger Award...was the Astros nominee for the 2007 Hank Aaron Award...named a Sporting News Postseason All-Star as an NL outfielder...his 119 RBI marked the 28th 100-RBI season in Astros history (12th season of at least 115 RBI in Astros history)...one of five NL players with at least 162 games played...played 162 games for the second time in his career (2005)...joined Jeff Bagwell (4x), Craig Biggio (3x), Enos Cabell, Bill Doran and Steve Finley as the only Houston players to play 162 games in a season...finished eighth in the NL with a .368 (28x76) average with runners in scoring position and two out...hit 327 (53x162) overall with runners in scoring position...led MLB with a career-high and club record-tying 13 sac flies (Jeff Bagwell, 1992, Ray Knight, 1982)...hit all 13 in the first half and finished one away from the MLB record for the most first-half sac flies (14, A. Dawson, 1983)...led the NL with 73 RBI at the All-Star Break...struck out only 63 times in a career-high 627 at-bats...among NL players with at least 500 at-bats, only four players had fewer strikeouts than Lee (J. Pierre 37, O. Vizquel 48, R. Theriot 50, A. Pujols 58)...averaged only one strikeout per 11.06 plate appearances, the seventh best mark in the NL...his 119 RBI ranked as the sixth-highest total by a Houston outfielder in a season...joined Moses Alou (124 RBI in 1998) as the only player to drive in 100 runs in their first season with the Astros...joined Lance Berkman as the first Astros 30-HR teammates since 2002 (Berkman 42, Bagwell 31) and the fifth time in club history (2007, '02, '01, '00, '98)...was an NL All-Star for the third consecutive season...became the first NL player to reach 100 RBI in 2007 on Aug. 23...finished tied for 11th in the NL with eight outfield assists, three shy of career-high 11 in 2004...In May, ranked first in the NL in hits (41), sixth in hitting (.376), third in RBI (26) and second in doubles (12)...his 41 hits in May were one shy of the club record for the month (Bagwell, 42 in '93) and set a career-high...had a career-high 22 RBI in April (fourth-highest total in club history)...socked a walk-off grand slam on June 28 (11th career GS), giving the Astros an 8-5, 11-inning win vs. the Rockies...recorded his first career three-HR game on April 13 at PH: (11th Astro, tied club record)...finished tied with Lance Berkman for first in the NL with 35 go-ahead RBI...also ranked tied for fifth in the NL with 14 game-winning RBI.



2006: Acquired by Texas in a six-player trade with Milwaukee along with OF Nelson Cruz that sent OF Kevin Mench, RHP Francisco Cordero, OF Laynce Nix, and LHP Julian Cordero to the Brewers on July 28...had a combined batting average of .300 (187-624) in 161 games with Texas and Milwaukee...selected to play in his second consecutive All-Star game for the National League...one of only two players in 2006 (Carlos Beltran) and 20 players since 2000 to record 35+ home runs, 100+ RBI and 15+ stolen bases in the same season...reached base safely in 32 consecutive games from Aug. 24-Sept. 29, which tied for the 10th longest of such streak in Rangers history...hit 358 (139x109) with five HR and 23 RBI in 28 home games with the Rangers...hit 286 (111x388) with 18 doubles, 28 homers, 81 RBI, and 60 runs scored...his 28 home runs are the third-most by a player to be traded in the middle of the season, only Greg Vaughn (29, 1996) and Mark McGwire (34, 1997) hit more home runs...tied a Brewers club record with 26 home runs prior to the All-Star Break (Jeremy Burnitz, 1999).

2005: Was one of only four players in the National League to play in 162 games...started 161 games in left field, hitting cleanup in each of those games...named to the NL Silver Slugger team presented by Louisville Slugger...named the Brewers team MVP by the Milwaukee BBWAA chapter...led the league with 11 sacrifice flies...broke the Brewers team record for RBI before the All-Star Break, driving in 76 runs...named NL Player of the Week for May 2-8 hitting .423 (11x26) with two home runs, four doubles and nine RBI...collected his 1,000th career hit in the third inning on May 22 at MIN when he doubled off the wall in right-center off Brad Radke...collected a career-high five hits June 5 at the Los Angeles Dodgers, going 5x5 at the plate with a double and two RBI...named to the National League All-Star squad for the first time...finished third in the annual All-Star Home Run Derby.

2004: Finished the season with a .305 average, 37 doubles, 31 homers and 103 runs scored...set a White Sox franchise record 28-game hit-streak from May 13-June 15...feil one RB short of recording his second straight season of 30 homers, 100 RBI and 100 runs scored...compiled a 1.000 fielding percentage, the only outfielder in the Majors to not commit an error (min. 10B games)...tied for fourth in the AL with 11 outfield assists...hit .299 (.44x147) with runners in scoring position...had 13 home runs in July which tied Frank Thomas (August 2003) and Dick Allen (July 1972) for the second-highest monthly total in franchise history behind Albert Belle, who hit 16 in July of 1998...made his fifth Opening Day start in left field and homered in the first two games of the season...drove in his 500th run on July 9 vs. SEA and scored his 500th run on Aug. 14 at BOS.

2003: Recorded 31 home runs, 113 RBI, 181 hits, 100 runs scored, 35 doubles, 311 total bases, 67 extra-base hits, 18 stolen bases, and 623 at-bats...hit 20-plus home runs for the fourth consecutive season...led the AL after the All-Star Break in RBI (59), ranked second in runs scored (55) and tied for fourth in home runs (17)...homered in five straight games from Apr. 11-21, tying Greg Luzinski (May 20-24, 1983), Ron Kittle (Sept. 2-6, 1983) and Frank Thomas (April 14-19, 1994 and May 24-29, 1994) for the longest streak in White Sox club history...hit .346 with runners in scoring position, sixth best in the AL...ranked among AL leaders vs. rght-handed pitchers in RBI (second, 93), batting average (10th, .317) and home runs (10th, 26)...hit his 100th career home run off Guillermo Mota on June 8 at LAD.

2002: Appeared in 140 games, posting 26 home runs and a .484 slugging percentage...recorded 20-plus home runs for the third consecutive season...went 3x4 with two home runs including his fourth career grand slam, and a career-high seven RBI on June 16 vs. CHC...his .996 fielding percentage ranked fourth among AL outfielders and second among left fielders, trailing only Rondel White (1.000).

2001: Ended the season with 33 doubles, three triples, 17 stolen bases, and 24 home runs...hit .306 with 15 home runs and 52 RBI in the first half of the season...batted in every spot in the lineup except leadoff...of his 24 home runs, 22 came vs. righties...his nine outfield assists tied for the second-most among AL left fielders...tied a career-high with five RBI, including a game-winning grand slam in the 10th inning on June 8 vs. CHC...became the first player to hit an extra-inning grand slam in an Interleague game, including the World Series...celebrated his 25th birthday on June 20 vs. Kansas City with a game-winning home run.

2000: Was one of six Chicago players to record 20 home runs and 90 RBI, and one of a club-record five to score 100 runs, joining Ray Durham (121), Frank Thomas (115), Jose Valentin (107), and Magglio Ordonez (102)...one of four White Sox regulars to hit above .300...scored 50.2 percent (107x213) of the times he reached base, the best ratio in the AL...ranked second among AL left fielders with a .990 fielding percentage (3 E/286 TC) and his 10 outfield assists ranked eighth in the AL...White Sox were 42-18 (.700) when he drove in one run and 17-4 when he drove in two-or-more...named AL Player of the Week for the second time in his career Sept. 4-10...served a three-game suspension handed down by Major League Baseball from April 28-30 for his role in an on-field altercation on April 22 vs. DET.

1999: Placed seventh in the AL Rookie of the Year balloting...his 84 RBI tied Pete Ward (1963) for eighth-most among rookies in White Sox history...ranked among AL rookie leaders in grand slams (first, 2), batting average (second, .293), RBI (second, 84), doubles (second, 32), slugging percentage (second, .463), multi-hit games (tied for second, 41), hits (third, 144), total bases (third, 228), extra-base hits (fourth, 50) home runs (fifth, 16), on-base percentage (fifth, .312), and runs scored (sixth, 66)...homered in his first Major League at-bat on May 7 vs. OAK becoming the first White Sox player to ever accomplish that feat...named the AL Player of the Week for Aug. 23-29 after hitting .482 (14x29) with three home runs.

MINOR LEAGUES:

1998: Named the White Sox top prospect and best power hitter by *Baseball America*...ranked fourth in the Southern League in batting average (.302) at Birmingham (AA) and ranked fifth among Double A third baseman...his 266 total bases led the organization, ranked fourth in the league and eighth in the minors...led the organization in RBI (106) which was third in the league...named to the Southern League post-season All-Star team...selected as the MVP in the Arizona Fall League after setting a league record with 19 doubles and led the league in RBI (33) and extra-base hits (24)...1997: Named the White Sox organization's Charles W. Lubin Award winner for the second consecutive year at Single A Winston-Salem...led the Carolina League in hits (173), doubles (50), extra-base hits (71), total bases (282), games played (139), and at-bats (546)...finished second in the league in batting average (.317), fourth in runs scored (81) and fifth in





RBI (82). his 50 doubles were tied for the minor league lead while his 71 extra-base hits led the organization. . was named Howe Sportsdata CL Player of the Week from May 22-28. 1996: Rated as the 10th prospect in the organization in a post season poll by *Baseball America*. won the White Sox Charles W. Lubin Award at Single A Hickory. . ranked second in the South Atlantic League in batting average (.313) and hits (150). his .313 batting average ranked third in the organization and among Single A third basemen... was named to the South Atlantic Mid-Season All Star team.. 1995: Split time between Rookie-level Bristol and Single A Hickory. . led the Appalachian League in games played (67), total bases (133), at-bats (269), and hits (93). . tied for second in the league with 17 doubles and third in batting average (.346). . was named the organizational Player of the Week for June 19-25 and July 13-Aug. 16... 1994. Played in 29 games with Rookie-level Sarasota and attended the fall instructional league.

PERSONAL/MISCELLANEOUS

He and his wife, Mary, have two daughters, Cassandra and Karla, and two sons, Karlos and Carlos. . his younger brother, also named Carlos (middle name Humberto), played in the Brewers minor league system. . owns and operates a cattle ranch in Panama during the offseason...his 28-month-old heifer, Miss V8 416/6, placed third out of 31 entries in her class of two-year-old heifers in the 2007 Houston Livestock Show and Rodeo...returned to Houston during Spring Training to ride a horse in the grand entry of the 2007 Houston Livestock Show and Rodeo...also dropped the hat for the children's calf scramble.

CARLOS NORIEL LEE

YEAR	CLUB	AVG	G	AB	R	H	2B	3B	HR	RBI	SH	SF	HP	BB	SO	SB	CS	E
1994	GCL White Sox (R)	.125	29	56	6	7	1	0	0	1	0	0	0	4	8	0	1	2
1995	Hickory (A)	.248	63	218	18	54	9	1	4	30	0	0	1	8	34	1	5	19
	Bristol (R)	.346	67	269	43	93	17	1	7	45	0	3	2	8	34	17	7	18
1996	Hickory (A)	.313	119	480	65	150	23	6	8	70	0	11	0	23	50	18	13	32
1997	Winston-Salem (A)	.317	139	546	81	173	50	4	17	82	2	7	2	36	65	11	5	34
1998	Birmingham (AA)	.302	138	549	77	166	33	2	21	106	0	2	2	39	55	11	5	35
1999	Charlotte (AAA)	.351	25	94	16	33	5	0	4	20	0	3	1	8	14	2	1	4
	CHICAGO (AL)	.293	127	492	66	144	32	2	16	84	1	7	4	13	72	4	2	5
2000	CHICAGO (AL)	.301	152	572	107	172	29	2	24	92	1	5	3	38	94	13	4	3
2001	CHICAGO (AL)	.269	150	558	75	150	33	3	24	84	1	2	6	38	85	17	7	8
2002	CHICAGO (AL)	.264	140	492	82	130	26	2	26	80	0	7	2	75	73	1	4	1
2003	CHICAGO (AL)	.291	158	623	100	181	35	1	31	113	0	7	4	37	91	18	4	7
2004	CHICAGO (AL)	.305	153	591	103	180	37	0	31	99	0	6	7	54	86	11	5	0
2005	MILWAUKEE	.265	162	618	85	164	41	0	32	114	0	11	2	57	87	13	4	6
2006	MILWAUKEE	.286	102	388	60	111	18	0	28	81	0	7	2	38	39	12	2	4
	TEXAS	.322	59	236	42	76	19	1	9	35	0	4	0	20	26	7	0	2
2007	HOUSTON	.303	162	627	93	190	43	1	32	119	0	13	4	53	63	10	5	4
2008	HOUSTON	.314	115	436	61	137	27	0	28	100	0	5	3	37	49	4	1	1
AL TOTALS		.290	939	3564	575	1033	1749	11	161	587	3	38	26	275	527	71	26	26
NL TOTALS		.291	541	2069	299	602	129	1	120	414	0	36	11	185	238	39	12	15
MINOR LEAGUE TOTALS		.306	580	2212	306	676	1025	14	61	354	2	26	126	76	260	60	37	144
MAJOR LEAGUE TOTALS		.290	1480	5633	674	1635	340	12	281	1001	3	74	37	460	765	110	38	41

DIVISION SERIES RECORD

YEAR	TEAM	G	AB	R	H	2B	3B	HR	RBI	BB	SO	SB	CS	AVG	OBP	SLG
2000	CWS	3	11	0	1	1	0	0	1	0	2	0	0	.091	.083	.182

WORLD BASEBALL CLASSIC


YEAR	TEAM	AVG	G	AB	R	H	2B	3B	HR	RBI	SH	SF	HP	BB	SO	SB	CS	E
2006	Panama	.182	3	11	2	2	0	0	0	0	0	0	0	1	0	3	0	0
Totals		.182	3	11	2	2	0	0	0	0	0	0	0	1	0	3	0	0

ALL-STAR STATS

YEAR	CLUB	AVG	G	AB	R	H	2B	3B	HR	RBI	SH	SF	HP	BB	SO	SB	CS	E
2005	National (DET)	.000	1	3	0	0	0	0	0	1	0	0	0	0	3	0	0	0
2006	National (PIT)	.000	1	1	0	0	0	0	0	0	0	0	0	0	0	0	0	0
2007	National (SF)	.000	1	1	0	0	0	0	0	0	0	0	0	0	1	0	0	0
Totals		.000	3	5	0	0	0	0	0	1	0	0	0	0	4	0	0	0

LEE CAREER TRANSACTIONS

- Signed by the Chicago White Sox as a non-drafted free agent on Jan. 29, 1994
- On Suspended List, April 28-May 1, 2000
- Acquired by Milwaukee from Chicago in exchange for OF Scott Podsednik, RHP Luis Vizcaino and a player-to-be-named (Travis Hinton) on Dec. 13, 2004.
- Acquired by Texas from Milwaukee along with OF Nelson Cruz in exchange for OF Kevin Mench, OF Laynce Nix, RHP Francisco Cordero, and LHP Julian Cordero on July 28, 2006.
- Signed by Houston to a six-year contract through the 2012 season on Nov. 24, 2006.
- On Disabled List, Aug. 10-Sept. 30, 2008 (fractured left little finger).



2009 HOUSTON ASTROS

LEE GAME HIGHS

- Hits: .5 -- June 5, 2005 at Los Angeles (NL)
- Home Runs: 3 -- April 13, 2007 at Philadelphia
- RBI: 7 -- June 16, 2002 at Chicago (NL)
- Stolen Bases: .2 (6x) -- last, June 18, 2006 vs. Cleveland
- Longest Hitting Streak:28 -- May 13, 2004-June 15, 2004
- Career Grand Slams (12):
 - July 29, 2008 vs. Cincinnati (Bronson Arroyo)
 - June 28, 2007 vs. Colorado (Brian Fuentes)
 - April 13, 2007 at Philadelphia (Brett Myers)
 - June 3, 2005 at Los Angeles (Jeff Weaver)
 - September 29, 2004 at Detroit (John Ennis)
 - May 25, 2003 vs. Detroit (Adam Bernero)
 - April 27, 2003 vs. Kansas City (Chris George)
 - September 21, 2002 vs. Minnesota (Bob Weir)
 - June 16, 2002 at Chicago (Kerry Wood)
 - June 8, 2001 vs. Chicago, GW, (Courtney Duncan)
 - October 1, 1999 vs. Minnesota (Jason Ryan)
 - May 17, 1999 vs. Cleveland (Bartolo Colon)

LEE CAREER BATTING BREAKDOWN

2008						Career						2008						Career					
AVG	AB	H	HR	RBI	SPLIT	AVG	AB	H	HR	RBI	AVG	AB	H	HR	RBI	SPLIT	AVG	AB	H	HR	RBI		
.314	436	137	28	100	Overall	.290	5633	1635	281	1001	.167	12	2	1	1	Baltimore	.230	174	40	5	21		
.284	67	19	5	15	Interleague	.286	654	187	32	124	-	-	-	-	-	Boston	.277	177	49	10	36		
.273	11	3	1	4	Arizona	.352	88	31	6	20	-	-	-	-	-	Chi. White Sox	.167	12	2	0	0		
.286	14	4	0	2	Atlanta	.293	92	27	2	14	-	-	-	-	-	Cleveland	.285	381	109	19	60		
.340	47	16	5	14	Chi. Cubs	.313	351	110	27	76	-	-	-	-	-	Detroit	.292	370	108	14	58		
.500	24	12	2	11	Cincinnati	.315	238	75	8	49	-	-	-	-	-	Kansas City	.294	350	103	19	68		
.091	11	1	0	1	Colorado	.250	56	14	3	14	-	-	-	-	-	L.A. Angels	.277	249	69	7	34		
.250	12	3	0	0	Florida	.282	78	22	3	11	-	-	-	-	-	Minnesota	.278	407	113	18	74		
-	-	-	-	-	Houston	.276	98	27	6	14	300	10	3	1	3	N.Y. Yankees	.263	190	50	6	25		
.429	28	12	1	7	L.A. Dodgers	.324	102	33	6	20	-	-	-	-	-	Oakland	.316	250	79	9	43		
.298	47	14	3	5	Milwaukee	.292	154	45	10	25	-	-	-	-	-	Seattle	.304	263	80	14	41		
.400	10	4	1	2	N.Y. Mets	.370	100	37	6	18	.455	11	5	2	5	Tampa Bay	.243	189	46	11	29		
.320	25	8	2	10	Philadelphia	.270	126	34	10	32	.238	21	5	0	3	Texas	.333	237	79	12	46		
.281	32	9	2	8	Pittsburgh	.297	209	62	9	38	-	-	-	-	-	Toronto	.280	161	45	7	28		
.195	41	8	3	6	St. Louis	.222	207	46	9	34	.325	203	66	11	46	Home	.290	2747	798	141	519		
.208	24	5	1	3	San Diego	.311	106	33	8	22	.305	233	71	17	54	Road	.290	2886	837	140	482		
.353	17	6	2	3	San Francisco	.306	98	30	9	22	.281	121	34	8	24	Day	.280	1776	498	85	322		
.500	26	13	0	9	Washington	.308	120	37	8	29	.327	315	103	20	76	Night	.295	3857	127	96	679		
.000	4	0	0	0	March	.000	7	0	0	0	.302	358	108	21	76	Before All-Star	.286	3135	897	159	593		
.272	103	28	6	16	April	.267	797	213	43	139	.372	78	29	7	24	After A-Star	.295	2498	738	122	408		
.275	109	30	6	30	May	.290	961	279	48	202	.330	106	35	7	26	vs. Lefthanders	.291	1297	377	54	201		
.301	93	28	6	16	June	.292	1012	295	51	180	.309	330	102	21	74	vs. Righthanders	.290	4336	1258	227	800		
.371	97	36	6	25	July	.302	987	298	58	187	.338	139	47	7	73	Scoring Position	.304	1510	459	79	721		
.500	30	15	4	13	August	.298	993	296	43	160	.333	9	3	1	8	Bases Full	.302	139	42	12	135		
-	-	-	-	-	September	.297	821	244	37	125	.000	1	0	0	0	Pinch Hitter	.278	18	5	0	2		
-	-	-	-	-	October	.182	55	10	1	8	.333	15	5	2	5	Designated Hitter	.288	240	69	13	54		

2009 HOUSTON ASTROS



LEE CAREER BATTING BREAKDOWN BY BALLPARK

BALLPARK	AVG	AB	H	HR	RBI	BALLPARK	AVG	AB	H	HR	RBI
AT&T Park	.340	53	18	5	13	Shea Stadium	.333	39	13	3	6
Busch Stadium	.300	60	18	5	15	Turner Field	.265	49	13	1	6
Busch Stadium I	.188	48	9	0	2	Veterans Stadium	.200	5	1	0	1
Chase Field	.321	56	18	4	13	Wrigley Field	.311	183	57	16	39
Cinergy Field	.429	14	6	0	4	Angel Stadium	.304	125	38	4	19
Citizens Bank Park	.286	63	18	6	11	Camden Yards	.224	76	17	2	8
Comerica Park	.392	176	69	8	29	Fenway Park	.307	75	23	4	17
Coors Field	.200	20	4	0	1	Kauffman Stadium	.297	185	55	11	36
Dodger Stadium	.294	68	20	4	16	Metrodome	.263	217	57	5	33
Dolphin Stadium	.205	44	9	1	5	McAfee Coliseum	.310	126	39	2	11
Great American Bal. Park	.345	113	39	6	25	Progressive Field	.288	163	47	2	14
Miller Park	.259	553	143	30	109	Rangers Ballpark	.335	239	80	13	48
County Stadium	.538	13	7	1	2	Rogers Centre	.333	90	30	3	14
Minute Maid Park	.331	571	189	32	122	Safeco Field	.281	121	34	8	19
Nationals Park	.538	13	7	0	4	Tiger Stadium	.261	23	6	0	4
Olympic Stadium	.250	16	4	1	4	Tropicana Field	.239	117	28	7	22
PETCO Park	.255	47	12	3	7	U.S. Cellular Field	.278	1657	461	83	285
PNC Park	.234	94	22	5	16	Yankee Stadium	.167	96	16	2	11
RFK Stadium	.320	25	8	4	10						

LEADOFF HR


PINCH-HIT HR

WALK-OFF HR

No.	Date	Opp.	Pitcher	No.	Date	Opp.	Pitcher	No.	Date	Opp.	Pitcher
none				none				1	6/08/01	CHC	C. Duncan
								2	6/18/06	CLE	Betancourt
								3	5/15/07	SF	J. Sanchez
								4	6/28/07	COL	B. Fuentes

LEE CAREER FIELDING

YEAR	POSITION	PCT	G	PO	A	E	TC	DP
1999	Outfield	.981	105	201	3	4	208	0
	First Base	.966	5	24	4	1	29	3
2000	Outfield	.990	149	273	10	3	286	0
2001	Outfield	.969	130	241	9	8	258	0
2002	Outfield	.996	137	249	8	1	258	1
2003	Outfield	.978	156	307	8	7	322	1
2004	Outfield	1.000	148	282	11	0	293	2
2005	Outfield	.981	162	308	8	6	322	3
2006	Outfield	.975	149	227	5	6	238	0
2007	Outfield	.985	157	261	8	4	273	2
2008	Outfield	.995	110	187	4	1	192	0
TOTALS		.985	1469	2560	78	41	2679	12



TYLER LUMSDEN

62

Bats/Throws: Left/Left

Height/Weight: 6-4/215

Born: 5/9/83 in Roanoke, VA

Resides: Roanoke, VA

Opening Day Age: 25

ML Service: 0.000

Contract Status: Signed through 2009.

Acquired: From Kansas City in exchange for a player to be named later (OF Jordan Parraz) on Nov. 24, 2008.

LHP

CAREER HIGHLIGHTS

- ★ Has compiled a 26-25 record and a 4.89 ERA (231ER/425IP) in four minor league seasons.
- ★ Acquired by Houston following the 2008 season after being designated for assignment by Kansas City.
- ★ Added to the Royals 40-man roster following his 2007 season with Omaha (AAA).
- ★ Named by *Baseball America* as having the Best Slider in the White Sox organization entering the 2006 season...spent 2006 with the Double A affiliates of the White Sox and Royals after a midseason trade.
- ★ Missed the entire 2005 season after undergoing surgery on his left elbow.
- ★ Cited by *Baseball America* in 2004 as having the Best Fastball among the White Sox draft class.

MINOR LEAGUES:

2008. Attended his first Major League Spring Training with the Royals and appeared in two games (2.0IP) without allowing an earned run (1R)...spent the entire regular season with Omaha, posting a 3-13 record and a 7.21 ERA (86ER/107 1IP) in 28 games (18 starts)...made his first 15 appearances as a starter before moving into the bullpen in July...made three spot starts and 10 relief appearances to finish the season...posted a 0-2 record and a 4.56 ERA (13ER/25.2IP) out of the bullpen...designated for assignment by Kansas City on Nov. 20...traded to Houston in exchange for a player to be named later or cash considerations on Nov. 24...played for Carolina in the Puerto Rican Winter League following the 2008 season and posted an 0-3 record and a 6.87 ERA (14ER/18.1IP) in nine games (four starts)...**2007.** Spent his first full season at the Triple A level with Omaha, going 9-6 with a 5.88 ERA (78ER/119.1IP) in 25 games (24 starts)...held left-handed hitters to a .245 (26x106) average...pitched for Surprise in the Arizona Fall League and recorded a 1-0 mark with a 6.00 ERA in seven relief appearances...added to the Royals 40-man roster following the regular season...**2006.** Combined to go 11-5 with a 2.77 ERA (49ER/159IP) with the Double A affiliates for the White Sox (Birmingham) and Royals (Wichita)...named by *Baseball America* as having the best slider in the White Sox organization entering the season...made 20 starts for Birmingham before being traded to Kansas City on July 24...made seven appearances (six starts) to finish the season with Wichita...**2005.** Missed the entire season after undergoing surgery on his left elbow...**2004.** Made his professional debut with Winston-Salem and posted a 3-1 record and a 4.12 ERA (18ER/39.1IP)...cited by *Baseball America* as having the best fastball among the White Sox draft class.

10 ASTROS NOTES 10 ASTROS NOTES

★ Attended Clemson University where he compiled a career 0.77 record with a 4.23 ERA in three seasons...prior to his junior season, was named by *Baseball America* to the prestigious All-ACC First Team and proceeded to go 3-0 with a 0.00 ERA in 15 games in his final collegiate year...ranked in the number 25 overall draft prospect by *Baseball America* entering the 2004 draft...drafted 34th overall in the supplemental first round by the Chicago White Sox as compensation for the loss of free agent Bartolo Colon...signed by White Sox affiliate, the Tumminia and Nick Hostetter...**College Spring Hunk in Roanoke:**...played in both baseball and basketball...on the court, was a teammate of current NBA player and former Duke guard J.J. Redick...**Did not sign after being drafted out of high school:**...signed by Florida Marlins in the fifth round of the 2001 Draft...**Season:**

TYLER RYAN LUMSDEN

YEAR	CLUB	W-L	ERA	G	GS	CG	SHO	SV	IP	H	R	ER	HR	HB	BB	SO	WP	BK	
2004	Winston-Salem (A)	3-1	4.12	15	3	0	0	0	39.1	45	25	18	2	1	20	31	7	2	
2005	INJURED -- DID NOT PLAY																		
2006	Birmingham (AA)	9-4	2.69	20	20	0	0	0	123.2	114	47	37	9	5	40	72	4	0	
	Wichita (AA)	2-1	3.06	7	6	0	0	0	35.1	35	12	12	3	3	20	24	3	0	
2007	Omaha (AAA)	9-6	5.88	25	24	0	0	0	119.1	141	89	78	11	3	59	74	8	1	
2008	Omaha (AAA)	3-13	7.21	28	18	0	0	1	107.1	138	93	86	15	4	62	44	3	0	
MINOR LEAGUE TOTALS:		26-25	4.89	95	71	0	0	1	425.0	473	266	231	40	16	201	245	25	3	

LUMSDEN CAREER TRANSACTIONS

- Selected by the Chicago White Sox in the supplemental first round (34th overall) of the June 2004 draft
- Acquired by Kansas City from Chicago with RHP Daniel Cortes in exchange for RHP Mike MacDougal on July 24, 2006.
- Acquired by Houston from Kansas City in exchange for a player to be named later (OF Jordan Parraz) on Nov. 24, 2008.



TOMMY MANZELLA 67

Bats/Throws: Right/Right

Height/Weight: 6-2/190

Born: 4/16/83 in Chalmette, LA

Resides: Chalmette, LA

Opening Day Age: 25

ML Service: 0.000

Contract Status: Signed through 2009.

Acquired: Selected in the third round of the June 2005 Draft.

IF

MANZELLA

CAREER HIGHLIGHTS

- ★ Tabbed as a Texas League All-Star in 2008, his third consecutive season to receive All-Star honors...hit .299 (67x224) with four home runs and 34 RBI with the Hooks before a midseason promotion to Round Rock...also named Corpus Christi's Defensive Player of the Month for April and Round Rock's Defensive Player of the Month for August.
- ★ Was a non-roster invitee to Major League Spring Training in 2008 and hit .316 (6x19) in 11 games with the Astros...rated as the best defensive infielder in the Astros system by *Baseball America* prior to the 2008 season.
- ★ Named a 2007 Carolina League All-Star...in the 2007 preseason rankings, rated the best defensive infielder and best infield arm in the Astros system by *Baseball America*.
- ★ In 2006, was named a mid-season and postseason South Atlantic League All-Star.
- ★ Participated in the Astros Elite Camp from 2006-08.

10 YEARS OF Astros NOTES 10 YEARS OF

- ★ Played four seasons with Tulane before being drafted by the Astros in the third round of the 2005 First-Year Player Draft...hit .347 with eight home runs and 33 RBI as a senior in 2005...named as Tulane's Male Student Athlete of the Year and given First-Team All-Conference USA honors that season...played collegial ball with fellow Astros prospects Brian Bogusvic and Pat Ryan...signed by Astros scout Mike Rosamond.
- ★ Received All-Star honors in each of the last three seasons in the Texas League (2008), Carolina League (2007) and the South Atlantic League (2006).
- ★ Rated by *Baseball America* as the best defensive infielder in the Astros system in the 2008 preseason (2007-09).
- ★ Named to the Astros Elite Camp in 2006 and 2007.

MINOR LEAGUES:

2008: Began the season with Corpus Christi and hit .299 (67x224) with four home runs and 34 RBI in 54 games en route to being named a Texas League All-Star...named the Hooks' Defensive Player of the Month in April...promoted to Round Rock on June 14 and proceeded to hit .219 (50x228) in 61 games to finish the season...named Round Rock's Defensive Player of the month for August. **2007:** Split the season between Double A Corpus Christi and Class A Salem...hit .289 (66x228) with 12 doubles, three triples, one home run, 15 RBI and 10 stolen bases in 64 games after being promoted to Double A...earned Carolina League All-Star honors...hit .238 (53x223) with 13 doubles, 24 RBI and five stolen bases in 57 games for Salem... **2006:** Hit .275 with seven home runs, 16 stolen bases and 43 RB in 99 games with Class A Lexington...had a 16-game hitting streak from April 27-May 16...earned mid-season and postseason All-Star honors...**2005:** In his first professional season, hit .232 with 24 runs scored and 18 RBI in 53 games with short-season Tri-City.

PERSONAL/MISCELLANEOUS

Attended Tulane University in Louisiana and double-majored in marketing and legal studies.

THOMAS SAMUEL MANZELLA, JR.

YEAR CLUB	AVG.	G	AB	R	H	2B	3B	HR	RBI	SH	SF	1B	BB	SO	SB	CS	E
2005 Tri-City (A)	.232	53	220	24	51	6	4	0	18	2	2	0	9	39	5	3	6
2006 Lexington (A)	.275	99	338	50	93	22	1	7	43	8	5	3	33	80	16	8	18
2007 Salem (A)	.238	57	223	28	53	13	0	0	24	5	1	3	19	30	5	2	13
Corpus Christi (AA)	.289	64	228	35	66	12	3	1	15	6	1	0	19	40	10	2	6
2008 Corpus Christi (AA)	.299	54	224	27	67	11	5	4	34	3	4	1	17	35	4	4	4
Round Rock (AAA)	.219	61	228	19	50	15	1	0	15	2	0	0	17	39	0	4	3
MINOR LEAGUE TOTALS	.260	388	1461	183	380	79	14	12	149	26	13	7	114	263	40	23	50

MANZELLA CAREER TRANSACTIONS

- Selected by Houston in the third round of the June 2005 Draft



KAZUO MATSUI

3

Bats/Throws: Switch/Right

Height/Weight: 5-10/185

Born: 10/23/75 in Osaka, Japan

Resides: Tokyo, Japan

Opening Day Age: 33

ML Service: 4.111

Contract Status: Signed through 2010

Acquired: Signed as a free-agent on Dec. 2, 2007.

IF

CAREER HIGHLIGHTS

- ★ Kazuo Matsui (ka-ZOO-oh-mat-SOO-ee) in his five-year Major League career from 2004-08, has hit 277 (486x1755) with 103 doubles, 18 triples, 23 home runs, 164 RBI and 82 stolen bases in 471 career Major League games.
- ★ Originally signed by the Mets as a shortstop, he has played primarily second base the last four seasons.
- ★ Has been successful in 82 of 96 (85.4 percent) career steal attempts, ranks third all-time among Japan-born players in stolen bases (82) and first in stolen base percentage (85.4, min. 25 SB).
- ★ Is the only Major League player to hit his first five career home runs while leading off the first inning of a game.
- ★ Was one of only seven switch-hitters in 2008 to record at least 30 extra-base hits and 20 stolen bases.
- ★ Recorded a career-high 32 stolen bases for the Rockies in 2007, his previous high was 14 in 2004. .was one of only six switch-hitters (Chone Figgins, Jose Reyes, Brian Roberts, Jimmy Rollins, and Shane Victorino) to record at least 30 extra-base hits and 30 stolen bases...hit 304 (14x46) with one home run during the Rockies National League Championship playoff run in 2007, including six RBI and a .417 (5x12) average in the NL Division Series.
- ★ Hit a home run in his first plate appearance of the season in three consecutive seasons from 2004-06...he is the only Major League player to hit a home run in his first plate appearance of his first three seasons...the only other player to hit a homer in his first at-bat of three consecutive seasons was Ken Griffey, Jr.
- ★ Hit five leadoff home runs in 2004, matching the National League rookie record.
- ★ When he joined the Mets on Dec. 17, 2003, Matsui became the first Japanese infielder to sign with a Major League team.
- ★ Was a seven-time All Star in Japan and a seven-time member of Japan's Best Nine (1997-2003)...voted the Pacific League's MVP in 1998, he also earned four Gold Gloves in Japan...led the Pacific League in stolen bases for three consecutive seasons from 1997-99, and led the league in hits in 1999 and 2002.

10 YEARS Astros NOTES 10 YEARS

- ★ Graduated from PL Gokusei in Osaka, Japan, and was later drafted in the third round of the 1994 draft by the Salt Lake Stars...played nine seasons for Salt Lake before signing an 11-year contract with New York (ML) on Dec. 17, 2003...signed by Mets scout Leo O'Neil.
- ★ Was a seven-time All-Star in Japan and a seven-time member of Japan's Best Nine (1997-2003)...voted the Pacific League's MVP in 1998. He also earned four Gold Gloves in Japan.
- ★ He is the first Japanese pitcher to play in the majors...and being Stephen Randolph (2007) and Jeff McCurry (1992)...he is just the third Japan-born player overall to appear in the club.
- ★ He is the second player from Houston after signing a three-year contract through the 2010 season on Dec. 2, 2007.

2008: Hit .293 (110x375) with six homers and 33 RBI in 96 games for Houston...recorded career-highs in on-base percentage (.354) and slugging percentage (.427)...was 20-for-25 in SB att...hit 313 (41x131) in 35 second-half games...in September, hit .368 (14x38), his highest average for a single month in 2008...hit his third leadoff home run of the season and ninth of his career on Sept. 23 vs. CIN (also Aug. 8 and Aug. 1)...hit .318 (69x217) in his last 56 games (June 3-Sept. 28)...missed 19 games with an irritated disc in his back and did not play from Aug. 12-Sept. 15...hit .317 (13x41) with two doubles, a triple, three homers and six RBI during a season-long, 10-game hitting streak from July 23-Aug. 3...the club was 21-10 when he had a multi-hit game and 33-12 when he scored at least one run...missed 15 games from June 24-July 8 with a strained right hamstring...after returning from his first stint on the DL on April 18, hit safely in 41 of his next 57 games until June 22, a .359 average (61x170) with 18 RBI and 12 stolen bases...when batting first in the lineup, hit .295 (46x156) with five homers, 17 RBI, a .351 on-base percentage and a .500 slugging percentage...hit .295 (64x217) with 15 RBI, a .360 on-base and .378 slugging percentage when batting second in the lineup...hit .373 (31x83) with a .441 OBP and .590 slugging percentage in the first inning...recorded his fourth career multi-steal game on May 7 vs. WSH...missed the club's first 16 games of the year while recovering from surgery to repair an anal fissure.

2007: Colorado's starting second baseman for most of the year, hit .288 (118x410) with four home runs, 37 RBI, 24 doubles, six triples and 84 runs scored in 104 games...went 32x36 in stolen base attempts...joined teammate Willy Taveras as the first Rockies duo to steal 30-or-more bases in a season since Larry Walker (33) and Eric Young (32) in 1997...was on the Rockies' Opening Day roster for the first time after beginning the previous three seasons with the Mets...posted a .992 fielding percentage (four errors

2009 HOUSTON ASTROS



in 515 total chances) in 96 starts at second base .batted either first or second in the order in all 96 starts. hit .386 (19x49) with RISP and two out...started nine of Colorado's first 11 games, but was placed on the 15-day Disabled List on April 15 with lower back spasms. hit his first home run of the season on June 6 vs. HOU. led off the seventh inning with a solo homer to right field, snapping 5-5 tie. recorded a career-high five hits on July 3 vs. NYM, two more hits than he had ever collected in a Major League game prior to that contest. left the game on Sept. 8 vs. SD with a right hamstring strain and missed 10 games due to the injury before returning on Sept. 19 in the tiebreaker game on Oct. 1 vs. SD, ignited the come from behind victory after leading off the bottom of the 13th inning with a double off Trevor Hoffman. hit .304 (14x46) with one home run during the Rockies' National League Championship playoff run in 2007, including six RBI and a .417 (5x12) average in the NL Division Series.

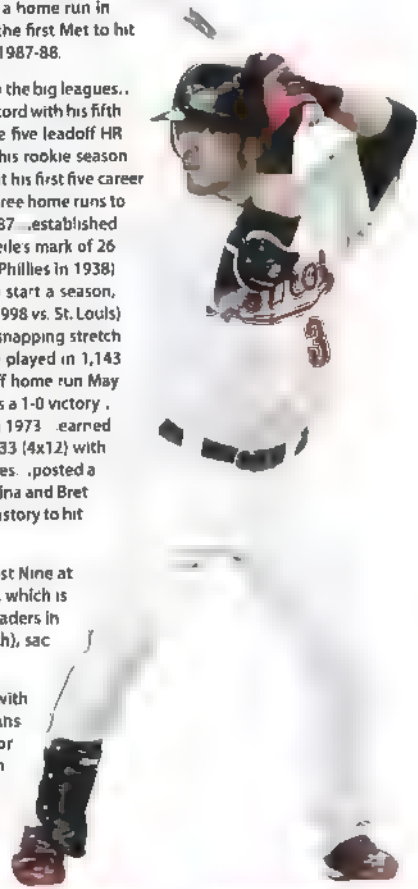
2006: Acquired by Colorado in a June trade, Matsui split his third Major League season between the New York Mets and Colorado Rockies, also spending roughly 2 1/2 months at Triple A. combined to hit .267 with three home runs and 26 RBI in 70 games for the Mets and Rockies. hit .327 (35x107) in 24 games in the leadoff slot. hit .200 with one home run and seven RBI in 38 games for New York. began his third Major League season on the Disabled List with a sprained medial collateral ligament in his right knee and was activated on April 20. hit an inside the park home run on April 20 at San Diego, becoming the first player in Major League history to begin his career with a home run in his first plate appearance for three consecutive seasons (2004-06). he also became the first player to hit an inside-the park homer for his first long ball of the year since Johnnie LeMaster for San Francisco on Sept. 2, 1975 vs. Los Angeles. he was dealt to the Rockies on June 9 and was immediately optioned to Triple A Colorado Springs. went on the Disabled List on June 20 with lower back stiffness. overall in 31 games in the Pacific Coast League, hit .278 with three home runs, 16 RBI, and 26 runs scored. was recalled by the Rockies on Aug. 22. hit .345 with two home runs and 19 RBI in 32 games for Colorado. made 24 starts, 21 at second base and three at shortstop. became the first Japanese position player in franchise history and just the third native of Japan overall to appear for Colorado.

2005: In his second Major League season, hit .255 with three home runs and 24 RBI in 87 games...missed over a month and a half on the Disabled List with a bruised left knee...posted a .301 (25x83) average after the All-Star Break...posted a career-high 12 game hit streak from Sept. 2-16, hitting .391 (18x46)...played for three Mets affiliates on rehab assignment, seeing time for Rookie League Gulf Coast, Brooklyn (A) of the New York-Penn League, and Binghamton (AA) of the Eastern League...hit a home run in his first at-bat of the season, April 4 at Cincinnati (off Paul Wilson), becoming the first Met to hit consecutive first at-bat home runs to start a season since Darryl Strawberry in 1987-88.

2004: Hit .272 with seven home runs and 44 RBI over 114 games in his first season in the big leagues...led all National League rookies with 32 doubles and 14 steals. set a Mets club record with his fifth leadoff home run of the season on May 23 vs. Colorado (off Shawn Estes). the five leadoff HR matched the NL rookie record...Chili Davis also had five leadoff home runs in his rookie season with the San Francisco Giants (1982). became the first Major League player to hit his first five career home runs while leading off the first inning of a game. the last player to have three home runs to begin a career, while leading off the first inning, was Bob Brower with Texas in 1987...established a Mets record by hitting 27 doubles before the All-Star Break, breaking Todd Zeile's mark of 26 in 2000. became the second player in Major League history (Emmett Mueller, Phillies in 1938) to hit his first Major League home run in his first at-bat leading off a game to start a season, April 6 at ATL off Russ Ortiz. became the first Met since Preston Wilson (May 7 1998 vs. St. Louis) to collect three hits in his Major League debut...missed the game on June 24, snapping stretch of 1,213 games combined between Japan's Pacific League and the Majors. he played in 1,143 consecutive games in Japan and the first 70 contests with the Mets. his leadoff home run May 12 at Arizona was his third of the season (off Randy Johnson), and gave the Mets a 1-0 victory. the only other Met to hit a leadoff home run in a 1-0 game was Wayne Garrett in 1973. earned MVP honors in the Puerto Rico Series from April 9-11 against Montreal...hit .333 (4x12) with two doubles, three walks and a run scored as the Mets won two of the three games. posted a lone career multi-homer game on July 2 vs. NYY hitting long balls off Mike Mussina and Bret Prinz. posted a career best five RBI in the game...became the first Met in club history to hit leadoff home runs in back-to-back games, May 22 and May 23 vs. Colorado.

2003: Named to the Pacific League All-Star team. also voted one of Japan's Best Nine at shortstop...extended his consecutive games played streak to 1,143 contests, which is the fifth-longest streak in Japanese history...ranked among Pacific League leaders in runs (2nd), total bases (2nd, 322), hits (3rd), home runs (4th), doubles (5th), sac flies (15th), stolen bases (19th). earned his fourth career Gold Glove.

2002: Became only the eighth player in Japan since 1950 to hit .300 or better, with 30 or more home runs and 30 or more stolen bases...hit .332 with 36 home runs and 33 stolen bases...he was the only player among those eight to have 30 or more doubles as well (46)...led both Japanese Leagues (Pacific and Central) in hits...also finished first in the Pacific League in doubles, and ranked among league leaders in stolen bases (2nd), average (4th), home runs (5th), and RBI (6th). captured his third Gold Glove. named to the PL All-Star squad. selected one of Japan's Best Nine at shortstop. helped guide the Lions into the Japan Series finals vs. Yomiuri. Seibu was swept in four games.



MATSUI

2009 HOUSTON ASTROS

- 2001:** Ranked sixth in the Pacific League in hits and tied for fifth in stolen bases... named to the All-Star team and voted to the Best Nine as a shortstop... led shortstops in fielding percentage (.983).
- 2000:** Led both Japanese Leagues in doubles and tied for the league lead in triples... also ranked among league leaders in hits (2nd), steals (4th), and RBI (12th)... voted to the All-Star team and named Best Nine as a shortstop.
- 1999:** Led the Pacific League in stolen bases for the third consecutive season... ranked second in the Pacific League behind current Seattle Mariner Ichiro Suzuki in batting average... ranked tied for second among both leagues in hits (led the PL)... voted Best Nine at shortstop... also named to the All-Star Game.
- 1998:** Named the Pacific League's Most Valuable Player... won his second Gold Glove at shortstop... led the Pacific League in runs scored and ranked among PL leaders in hits (2nd), doubles (2nd), and triples (3rd)... finished tied for first among both leagues in stolen bases... helped Seibu advance to the Japan Series... the Lions fell, four games to two, to Yokohama... named to his second All-Star team... also named to the Best Nine team at shortstop.
- 1997:** Established a career high with 62 stolen bases, which led both leagues... also led both leagues in triples... earned his first Gold Glove at shortstop... led Seibu into the Japan Series finals... the Lions lost to Yakult four games to one... named to his first All-Star team... was also honored as one of the Best Nine at shortstop.

PERSONAL/MISCELLANEOUS

Married to Mio and the couple has one daughter... graduated from PL Gakeun in Osaka, Japan... played basketball in junior high school... was a pitcher before the Seibu Lions converted him to an infielder... played in the All-Star series vs. MLB All-Stars in November of 1998... hit .250 (5x20) with four runs scored, three RBI, three stolen bases, a double and a triple... also played against the MLB All-Stars in November of 2000... hit .440, including a game in which he hit a home run from each side of the plate.

KAZUO MATSUI

YEAR	CLUB	AVG	G	AB	R	H	2B	3B	HR	RBI	SH	SF	HP	BB	SO	SB	CS	E
1995	Seibu (Japan)	.221	69	204	25	45	9	1	2	62	7	1	0	7	26	21	1	8
1996	Seibu (Japan)	.283	130	473	51	134	22	5	1	29	26	2	3	14	93	50	9	10
1997	Seibu (Japan)	.309	135	576	91	178	23	13	7	63	18	2	5	44	89	62	15	12
1998	Seibu (Japan)	.311	135	575	92	179	38	5	9	58	6	4	1	55	89	43	14	14
1999	Seibu (Japan)	.330	135	539	87	178	29	4	15	67	8	6	0	56	75	32	7	16
2000	Seibu (Japan)	.322	135	550	99	177	40	11	23	90	6	7	2	46	60	26	3	21
2001	Seibu (Japan)	.308	140	552	94	170	28	2	24	76	4	5	6	46	83	26	0	9
2002	Seibu (Japan)	.332	140	582	119	193	46	6	36	87	9	3	4	53	112	33	11	17
2003	Seibu (Japan)	.305	140	587	104	179	36	4	33	84	3	6	4	55	124	13	0	9
2004	NEW YORK (NL)	.272	114	460	65	125	32	2	7	44	5	2	2	40	97	14	3	24
2005	NEW YORK (NL)	.255	87	267	31	68	9	4	3	24	5	4	5	14	43	6	1	9
	GCL Mets (R) #	.444	3	9	3	4	0	0	1	3	0	0	1	3	0	0	0	0
	Brooklyn (A) #	.000	1	3	0	0	0	0	0	1	0	0	0	2	0	0	0	0
	Binghamton (AA) #	.444	3	9	4	4	1	0	0	0	0	0	0	1	1	2	0	0
2006	St. Lucie (A) #	.286	2	7	1	2	0	0	0	0	0	0	0	1	0	0	0	1
	Norfolk (AAA) #	.333	4	12	2	4	2	0	0	1	1	0	0	0	2	0	0	0
	NEW YORK (NL)	.200	38	130	10	26	6	0	1	7	3	0	0	6	19	2	0	1
	Col. Springs (AAA)	.278	31	114	26	32	4	0	3	16	1	3	1	9	20	3	1	6
	COLORADO	.345	32	113	22	39	6	3	2	19	1	2	0	10	27	8	1	2
2007	COLORADO	.288	104	410	84	118	24	6	4	37	8	1	0	34	69	32	4	4
	Col. Springs (AAA) #	.500	2	6	1	3	0	0	0	0	0	0	0	2	0	1	1	0
2008	HOUSTON	.293	96	375	58	110	26	3	6	33	7	3	0	37	53	20	5	12
	Corpus Christi (AAA) #	.429	2	7	1	3	3	0	0	1	0	0	0	1	0	0	0	0
	Round Rock (AAA) #	.182	3	11	1	2	1	0	1	1	0	0	0	1	2	0	0	0
	Minor League Totals	.302	51	179	39	54	11	0	5	22	3	3	2	17	29	6	2	7
	MAJOR LEAGUE TOTALS	.277	471	1755	270	486	103	18	23	164	29	12	7	141	308	82	14	52

- Rehab Assignment

DIVISION SERIES RECORD

YEAR	CLUB, OPP	AVG	G	AB	R	H	2B	3B	HR	RBI	SH	SF	HP	BB	SO	SB	CS	E
2007	COL/PHI	.417	3	12	2	5	1	2	1	6	0	0	0	2	2	0	0	0

LEAGUE CHAMPIONSHIP RECORD

YEAR	CLUB, OPP	AVG	G	AB	R	H	2B	3B	HR	RBI	SH	SF	HP	BB	SO	SB	CS	E
2007	COL/ARI	.235	4	17	2	4	0	0	0	2	0	1	0	1	5	1	0	1

WORLD SERIES RECORD

YEAR	CLUB, OPP	AVG	G	AB	R	H	2B	3B	HR	RBI	SH	SF	HP	BB	SO	SB	CS	E
2007	COL/BOS	.294	4	17	1	5	1	0	0	0	0	0	0	0	5	1	0	0



MATSUI CAREER TRANSACTIONS

- Signed by the New York Mets as a free agent on Dec. 17, 2003
- On Disabled List, Aug. 13-Sept. 24, 2004 (lower back strain).
- On Disabled List, June 21-Aug. 9, 2005 (bruised left knee).
- Acquired by Colorado from New York along with cash considerations in exchange for INF/OF Eli Marrero on June 9, 2006
- Signed by Houston as a free agent on Dec. 2, 2007.
- On Disabled List, March 31-April 18, 2008 (surgery to repair anal fissure).
- On Disabled List, June 23-July 9, 2008 (strained right hamstring).
- On Disabled List, Aug. 13-Sept. 2, 2008 (irritated disc).

MATSUI GAME HIGHS

- Hits:** 5 -- July 3, 2007 vs. New York (N.)
RBI: 5 -- July 2, 2004 vs. New York (A.)
Runs: 4 (2x) -- August 8, 2007 vs. Milwaukee
Home Runs: 2 -- July 2, 2004 vs. New York-AL
Hitting Streak: 12 -- September 2-16, 2005
Career Grand Slams: ... none

MATSUI CAREER BATTING BREAKDOWN

2008					Career					2008					Career						
AVG	AB	H	HR	RBI	Overall	AVG	AB	H	HR	RBI	AVG	AB	H	HR	RBI	AVG	AB	H	HR	RBI	
.293	375	110	6	33	.277	755	486	23	164	167	12	2	0	4	167	238	21	5	0	5	
.250	40	10	0	6	Interleague	.260	192	50	3	23	-	-	-	-	-	Boston	.357	14	5	0	1
.182	11	2	0	1	Arizona	.300	100	30	2	16	-	-	-	-	-	Chi. White Sox	-	-	-	-	-
.182	11	2	0	0	Atlanta	.303	142	43	1	15	-	-	-	-	-	Cleveland	.417	12	5	0	2
.226	31	7	0	1	Chi. Cubs	.269	93	25	2	6	-	-	-	-	-	Detroit	.000	12	0	0	0
.435	46	20	2	8	Cincinnati	.365	104	38	4	19	-	-	-	-	-	Kansas City	.556	9	5	0	0
.273	11	3	0	2	Colorado	.364	22	8	2	5	-	-	-	-	-	L.A. Angels	.000	5	0	0	0
.125	8	1	0	1	Florida	.232	95	22	0	3	-	-	-	-	-	Minnesota	.083	12	1	0	0
-	-	-	-	-	Houston	.266	64	17	1	5	.167	6	1	0	0	N.Y. Yankees	283	60	17	2	12
.333	12	4	0	1	L.A. Dodgers	.250	96	24	1	9	-	-	-	-	-	Oakland	.222	9	2	0	0
.286	49	14	0	5	Milwaukee	.277	101	28	0	9	-	-	-	-	-	Seattle	.000	0	0	0	0
.333	12	4	2	2	N.Y. Mets	.438	32	14	2	5	.273	11	3	0	1	Tampa Bay	.250	20	5	1	2
.059	17	1	0	0	Philadelphia	.259	139	35	1	10	.364	11	4	0	1	Texas	.364	11	4	0	1
.395	38	15	1	2	Pittsburgh	.272	81	22	1	2	-	-	-	-	-	Toronto	143	7	1	0	0
.297	37	11	1	2	St. Louis	.257	101	26	1	10	.289	173	50	4	14	Home	286	824	236	13	95
.400	10	4	0	2	San Diego	.236	123	29	2	9	.297	202	60	2	19	Road	269	93	250	0	69
.294	17	5	0	0	San Francisco	.273	110	30	0	10	.330	88	29	2	11	Day	.277	530	147	7	61
.280	25	7	0	0	Washington	.275	60	44	0	8	.282	287	81	4	22	Night	277	1,225	339	16	103
.260	50	13	1	8	April	.277	292	81	5	27	.283	244	69	9	9	Before A Star	265	1,097	291	15	100
.259	08	28	0	4	May	.235	405	95	5	37	.313	131	4	5	14	After A Star	296	658	195	8	64
.299	67	20	0	6	June	.258	310	80	2	25	.291	103	30	1	7	vs. Left-handers	.270	381	103	5	34
.318	66	21	1	5	July	.298	255	76	4	25	.294	272	80	5	26	vs. Right-handers	.279	374	383	18	130
.304	46	14	3	5	August	.329	216	71	3	15	.227	66	15	0	24	Scoring Position	.257	408	105	2	129
.368	38	14	1	5	September	.300	253	76	3	30	.000	9	0	0	6	Bases Full	.182	33	6	0	20
-	-	-	-	-	October	.292	24	7	1	5	.000	2	0	0	1	Pinch Hitter	.231	39	9	0	1

MATSUI CAREER BATTING BREAKDOWN BY BALLPARK

BALLPARK	AVG	AB	H	HR	RBI	BALLPARK	AVG	AB	H	HR	RBI
AT&T Park	.339	59	20	0	4	Shea Stadium	.246	398	98	5	48
Bitthorn Stadium	.333	12	4	0	0	Turner Field	.297	74	22	1	5
Busch Stadium	.188	32	6	1	1	Wrigley Field	.255	55	14	2	4
Busch Stadium I	.333	21	7	0	3	Camden Yards	.238	21	5	0	5
Chase Field	.311	74	23	2	12	Fenway Park	.357	14	5	0	1
Citizens Bank Park	.352	54	19	0	2	Metrodome	.083	12	1	0	0
Coors Field	.348	253	88	4	33	Kauffman Stadium	.556	9	5	0	0
Dodger Stadium	.213	75	16	1	8	McAfee Coliseum	.222	9	2	0	0
Dolphin Stadium	.265	68	18	0	2	PNC Park	.333	36	12	0	1
Great American Ball Park	.271	48	13	2	7	RFK Stadium	.158	19	3	0	0
Miller Park	.218	55	12	0	4	Rangers Ballpark	.364	11	4	0	1
Minute Maid Park	.277	206	57	4	15	Rogers Centre	.143	7	1	0	0
Nationals Park	.462	13	6	0	0	Safeco Field	.000	0	0	0	0
Olympic Stadium	.238	21	5	0	1	Tropicana Field	.273	11	3	0	1
PETCO Park	.189	74	14	1	3	Yankee Stadium	.214	14	3	0	3

MATSUI

2009 HOUSTON ASTROS

LEADOFF HR

PINCH-HIT HR

WALK-OFF HR

No.	Date	Opp.	Pitcher	No.	Date	Opp.	Pitcher	No.	Date	Opp.	Pitcher
1	4/06/04	@ ATL	Russ Ortiz	none				none			
2	4/29/04	@ LAD	Odalis Perez								
3	5/12/04	@ AR	R. Johnson								
4	5/22/04	COL	Aaron Cook								
5	5/23/04	COL	S. Estes								
6	9/26/06	@ ARI	C. Vargas								
7	8/01/08	NYM	P. Martinez								
8	8/08/08	@ CIN	J. Cueto								
9	9/23/08	CIN	E. Volquez								

MATSUI CAREER FIELDING

YEAR	POSITION	PCT.	G	PO	A	E	TC	DP
2004	Second Base	.923	3	4	8	1	13	3
	Shortstop	.956	110	174	323	23	520	65
2005	Second Base	.970	71	107	187	9	303	32
	Second Base	.989	52	120	158	3	281	49
	Shortstop	1.000	3	4	1	0	5	1
2007	Second Base	.992	102	200	311	4	515	84
2008	Second Base	.971	94	190	219	12	42	56
Totals	Second Base	.981	322	621	883	29	1533	224
	Shortstop	.956	113	178	324	23	525	66



EDWIN MAYSONET 23

Bats/Throws: Right/Right

Height/Weight: 6-1/180

Born: 10/17/81 in Arecibo, Puerto Rico

Resides: Vega Baja, Puerto Rico

Opening Day Age: 27

ML Service: 0.027

Contract Status: Signed through 2009

Acquired: Selected in the 19th round of the June 2003 draft.

IF


CAREER HIGHLIGHTS

- ★ Appeared in seven Major League games for Houston in 2008 after being recalled from Triple A Round Rock on Sept. 2...was his first appearance on a Major League roster.
- ★ Recorded his first career Major League hit with a pinch-hit single in the 7th Inning on Sept. 17 (1x2) at FLA (Nojasco)...named Round Rock's Defensive Player of the Month for May of 2008...made 13 errors in 117 games for the Express.
- ★ In 2005, was named the South Atlantic League player of the week for Aug. 15-21...in 2004, was named Lexington's Defensive Player of the Month for June.

2008: Appeared in seven Major League games for Houston after being recalled from Triple A Round Rock on Sept. 2... was his first appearance on a Major League roster...hit 143 (1x7)...recorded his first career Major League hit with a pinch-hit single in the 7th inning on Sept. 17 (1x2) at FLA (Nojasco)...for Triple A Round Rock, he hit .271 (110x406) with six home runs and 34 RBI in 117 games...also recorded 24 doubles with a .343 OBP and 28 multi-hit games (third-most on club)...named Round Rock's Defensive Player of the Month for May...made 13 errors in 117 games for the Express...played for the Lobos de Arecibo in the Puerto Rican Winter League and hit .278 (22x79) with 16 RBI in 21 games.

10 YEARS Astros NOTES 10 YEARS

- ★ Played collegiately at Delta State in Cleveland, Mississippi, from 2002-03...was a two-time all-Gulf South Conference selection and American Baseball Coaches Association all-region selection with the Statesman...selected by Houston in the 19th round of the 2003 draft...signed by Astros scout Mike Rosamond.
- ★ Added to the Astros 2008 roster.



MINOR LEAGUES:

2007: Hit .271 (92x340) with five home runs and 39 RBI in his fifth professional season and first above the single A level... played shortstop and second base for the Hooks...hit .400 (44x110) with 15 RBI in 38 games in June and July...2006: Hit .254 (96x378) with eight home runs and 38 RBI in his second season with Salem...was successful in 21 of 24 stolen base attempts (87.5%) and finished fifth in the league with 32 doubles... 2005: Split the season between Salem and Lexington, posting a .226 (91x409) average with five home runs and 33 RBI... began the season with Salem before being transferred to Lexington in July...hit .260 (45x173) with the Legends...named the South Atlantic League Player of the Week for Aug. 15-21. 2004: Hit .261 (102x391) and established career-highs in triples (10), home runs (11) and RBI (63) with Lexington...ranked fifth in the League in triples...named Lexington's Defensive Player of the Month in June...2003: Hit .275 (38x138) in his first professional season with Tri-City.

EDWIN MAYSONET

YEAR	CLUB	AVG	G	AB	R	H	2B	3B	HR	RBI	SH	SF	HP	BB	SO	SB	CS	E
2003	Tri-City (A)	.275	45	138	30	38	7	1	1	13	3	3	5	29	28	9	1	8
2004	Lexington (A)	.261	109	391	79	102	22	10	11	63	14	7	9	64	91	18	7	
2005	Salem (A)	.195	66	236	29	46	9	2	1	16	12	4	3	26	69	4	2	15
	Lexington (A)	.260	45	173	29	45	11	1	4	17	2	1	10	15	29	11	4	3
2006	Salem (A)	.254	113	378	58	96	32	0	8	38	11	4	8	20	58	21	3	13
2007	Corpus Christi (AA)	.271	107	340	35	92	14	2	5	39	11	2	2	17	65	5	2	15
2008	Round Rock (AAA)	.271	117	405	59	110	24	1	6	34	6	6	4	44	70	4	3	13
	HOUSTON	.143	7	7	0	1	0	0	0	0	0	0	0	0	2	0	0	1
	Minor League Totals	.257	602	2062	319	529	119	17	36	220	59	27	41	215	410	72	22	67
	MAJOR LEAGUE TOTALS	.143	7	7	0	1	0	0	0	0	0	0	0	0	2	0	0	1

MAYSONET CAREER TRANSACTIONS

- Selected by Houston in the 19th round of the June 2003 draft.

MAYSONET GAME HIGHS

Hits:	1 - Sept. 17, 2008 at FLA
RBI:	No Major League RB
Runs:	No Major League runs scored
Home Runs:	No Major League HR
Hitting Streak:	1 - Sept. 17, 2008
Career Grand Slams:	No Major League Grand Slams

MAYSONET CAREER BATTING BREAKDOWN

2008					Career					2008					Career					
AVG	AB	H	HR	RBI	AVG	AB	H	HR	RBI	AVG	AB	H	HR	RBI	AVG	AB	H	HR	RBI	
.143	7	1	0	0	Overall	.143	7	1	0	0	.000	3	0	0	Home	.000	3	0	0	0
.000	2	0	0	0	Atlanta	.000	2	0	0	0	.250	4	1	0	Road	.250	4	1	0	0
.000	0	0	0	0	Cincinnati	.000	0	0	0	0	.000	3	0	0	Day	.000	3	0	0	0
.000	1	0	0	0	Colorado	.000	1	0	0	0	.250	4	1	0	Night	.250	4	1	0	0
.500	2	1	0	0	Florida	.500	2	1	0	0	.143	7	1	0	Afternoon	.143	7	1	0	0
.000	2	0	0	0	Pittsburgh	.000	2	0	0	0	.000	1	0	0	vs. Left-handers	.000	1	0	0	0
.143	7	1	0	0	September	.143	7	1	0	0	.167	6	1	0	vs. Right-handers	.167	6	1	0	0
											.000	3	0	0	Scoring Position	.000	3	0	0	0
											.000	1	0	0	Bases Filled	.000	1	0	0	0
											.500	2	1	0	Pinch Hitter	.500	2	1	0	0

MAYSONET CAREER BATTING BREAKDOWN BY BALLPARK

BALLPARK	AVG	AB	H	HR	RBI	BALLPARK	AVG	AB	H	HR	RBI
Coors Field	.000	1	0	0	0	Minute Maid Park	.000	3	0	0	0
Dolphin Stadium	.500	2	1	0	0	PNC Park	.000	1	0	0	0

MAYSONET CAREER FIELDING

YEAR	POSITION	PCT.	G	PO	A	E	TC	DP
2008	Second Base	1.000	3	2	0	0	2	0
	Shortstop	.857	4	0	6	1	7	0



JASON MICHAELS

4

Bats/Throws: Right/Right

Height/Weight: 6-0/206

Born: 5/4/76 in Tampa, FL

Resides: Tampa, FL

Opening Day Age: 32

ML Service: 7.016

Contract Status: Signed through 2009

Acquired: Signed as a free agent on Dec. 15, 2008.



CAREER HIGHLIGHTS

- ★ A veteran of eight Major League seasons, Michaels is a career .271 hitter (503x1855) with 45 home runs and 247 RBI...Houston is his fourth organization as he has spent time with Philadelphia (2001-05), Cleveland (2006-08) and Pittsburgh (2008).
- ★ Owns a .286 (214x748) batting average against left-handed pitchers and a .261 (289x1107) average against righties.
- ★ Has experience at all three outfield positions in his career, including 316 games in left field, 147 in center and 116 in right.
- ★ Appeared in 50 games as a pinch-hitter in 2008 and ranked third among National League pinch hitters in RBI (13) behind Atlanta's Greg Norton (17) and Philadelphia's Greg Dobbs (16).
- ★ Made his only playoff appearance with the Indians in 2007...appeared in two games, doubling in his only at-bat.

2008: Hit .224 with eight home runs and 53 RBI in 123 games with the Indians (21 games) and Pirates (102 games)...ranked third among National League pinch hitters in RBI (13) behind Atlanta's Greg Norton (17) and Philadelphia's Greg Dobbs (16)...began season with Cleveland and was their Opening Day starter in left field...made 15 appearances (11 starts) in left field and six appearances (five starts) in right field while playing with Cleveland...was designated for assignment on May 6 and acquired by Pittsburgh on May 8...his first home run with the Pirates was a pinch-hit grand slam off Adam Wainwright at STL on June 2...homered again in following at-bat on June 5 vs. HOU; a three-run shot off Brandon Backe in the 1st inning...was ejected by home plate umpire Jerry Meals after arguing called strike on June 8...tied for second on team with 15 RB in June...hit first career walk-off home run on July 12 vs. STL, a two-run shot off Chris Perez in the bottom of the 10th inning...homered as a pinch hitter on July 26 vs. SD...was ejected by home plate umpire Paul Emmel after being called out on strikes on Sept. 13 vs. STL...hit 281 (18x64) with four home runs and 18 RBI while coming off the bench for Pittsburgh...made 25 starts in right field, 13 in left field and six in center field for the Bucs...went 9x45 (.200) with two home runs and a team-high 13 RBI as a pinch hitter.

2007: Spent entire season with the American League Central Division Champion Cleveland Indians...made 74 appearances (55 starts) in left field, 27 appearances (10 starts) in right field and one appearance in center field...went 6x21 (.286) with a pair of RBI as a pinch hitter...hit 280 (58-for-207) with six home runs and 31 RBI from May 10 thru the remainder of the season...Went 15x38 (.395) while hitting safely in a career-high tying 11 straight games from June 14-28...hit .313 (10x32) in Sept...hit .299 (35x117) with runners on base and 310 (13x42) with runners in scoring position and two outs...went 1x1 with a double in one game during the American League Division Series against NYY.

2006: Established career highs in nearly every offensive category while spending first season with Cleveland...made 117 appearances (115 starts) in left field and one start in right field...hit 330 (33x100) in 24 games in May...reached base safely in 103 of his 122 games...was on the DL from June 16 thru July 3 with a sprained right ankle, which he suffered on June 15 at Yankee Stadium after running into the outfield wall.



Astros NOTES



★ In a 1994 graduate of Tampa Jesuit High School (the same high school that produced Lew Nijiella, Deyl Magadan and Brad Radke)...attended Oklahoma-Walton Junior College in Florida from 1995-96 before transferring to the University of Miami...played two seasons for the Hurricanes before being drafted by the Philadelphia in the fourth round of the 1998 First-Year Player Draft.

★ At the University of Miami he led the team in hitting (.417), RBI (89), doubles (32), total bases (189) and extra base hits (50) in 1997...set a Miami single-season record in doubles, which was also tied for the second-most in the NCAA...was named the Most Outstanding Player in the Atlantic Regional after hitting .375 with two home runs and 11 RBI...hit .412 in the College World Series with one home run and two RBI...finished second on the team in 1998 in home runs (19) and RBI (165) while batting .364.

★ Drafted four times as an amateur...never signing with the Phillies in 1993...drafted by San Diego in 1994 (49th round), by Tampa Bay in 1996 (44th round) and the St. Louis in 1997 (15th round).

★ Was the Indians' 2006 "Newcomer of the Year" Award nominee for his extensive work in the Northeast Ohio community.

★ Signed by Houston in one-year contract that runs through the 2009 season on Dec. 15, 2008.

2009 HOUSTON ASTROS



MICHAELS

2005: Spent final season with Philadelphia...tied for 10th among National League outfielders with eight assists...made 75 appearances (62 starts) in center field, 22 appearances (two starts) in left field and 13 appearances (four starts) in right field...hit .323 (42x130) against left-handers and recorded the sixth-highest on-base percentage (.438) and sixth-most walks (29) against southpaws among National League hitters...had a career-high five RBI on May 8 at ATL...batted .316 (36x114) following the All-Star break...finished season with 36 career pinch hits as a member of the Phillies, which ranked ninth in club history.

2004: Began season as Philadelphia's backup outfielder before moving into starting role in mid-June...made 44 appearances (40 starts) in center field, 39 appearances (23 starts) in left field and 12 appearances (five starts) in right field...had first career two-homer game on Sept. 3 vs. NYM.

2003: Began season on the 15-day DL with a strained oblique muscle...made four-game rehab stint with Class A Clearwater before being recalled from rehab assignment and reinstated from the DL on April 14...made 23 appearances (five starts) in left field, 13 appearances (six starts) in right field and five appearances (three starts) in center field...had a pair of pinch-hit home runs; June 13 at CIN and Sept. 4 vs. NYM...hit .382 against left-handers.

2002: Began season with Scranton (Phillies' AAA) but was recalled on April 13...finished tied for fifth among National League rookies in doubles, tied for sixth in triples and seventh in extra base hits (15)...took Kip Wells deep for first career home run on April 21 at PIT while making first career start in center field...made lone career appearance at third base on May 13 at HOU...recorded the final hit in Cinergy Field history with an infield single in the ninth inning on Sept. 22 at CIN.

2001: Spent majority of season with Scranton...made one start with Scranton before being recalled by Philadelphia on April 6...made major league debut on April 6 vs. CHC as a pinch hitter and struck out...had a pinch-hit single off Mike Remlinger for first career hit and RB on April 13...optioned back to Scranton on April 21...was on the DL from May 1-10 with a right oblique strain...was named the Phillies Minor League Player-of-the-Week for the week of June 4-10 after hitting .387 (12x31) with one double, three home runs and six RBI...hit .300 (30x100) with eight doubles, two triples, four home runs and 21 RBI in the Arizona Fall League.

MINOR LEAGUES:

2000: Spent entire season with Reading (Phillies' AA)...tied for the team lead in batting average along with Johnny Estrada...hit .360 (54x150) against lefties...**1999:** Finished seventh in the Florida State League in hitting while spending entire season with Class A Clearwater...also tied for fourth in runs and fifth in on-base percentage (.396)...did not appear in the field after July 18 due to right shoulder inflammation...returned to the lineup on Aug. 3 and served as the club's designated hitter for the remainder of the season. **1998:** Began professional career with Class A Batavia after being selected by Philadelphia in the fourth round of the First-Year Player Draft...tied for third in the New York-Penn League in home runs and ranked fifth in RBI.

PERSONAL/MISCELLANEOUS

Married to Pamela Lynn on Nov. 8, 2008.

JASON DREW MICHAELS

YEAR	CLUB	AVG	G	AB	R	H	2B	3B	HR	RBI	SH	SF	HP	BB	SO	SB	CS	E
1998	Batavia (A)	.268	67	235	45	63	14	3	11	49	0	2	4	40	69	4	2	5
1999	Clearwater (A)	.306	122	451	91	138	31	6	14	65	1	6	3	68	103	10	7	1
2000	Reading (AA)	.295	113	437	71	129	30	4	10	74	3	7	3	28	87	7	4	6
2001	Scranton-WB (AAA)	.261	109	418	58	109	19	3	17	69	0	1	8	37	126	11	3	0
	PHILADELPHIA	.167	6	6	0	1	0	0	0	1	0	0	0	0	2	0	0	0
2002	Scranton-WB (AAA)	.281	9	32	3	9	2	0	0	7	0	2	0	5	5	1	3	0
	PHILADELPHIA	.267	81	105	16	28	10	3	2	11	0	2	1	13	33	1	1	2
2003	Clearwater (A)#	.000	4	14	1	0	0	0	0	0	0	0	0	2	4	0	0	0
	PHILADELPHIA	.330	76	109	20	36	11	0	5	17	0	0	1	15	22	0	0	1
2004	PHILADELPHIA	.274	115	299	44	82	12	0	10	40	0	3	2	42	80	2	2	3
2005	PHILADELPHIA	.304	105	289	54	88	16	2	4	31	2	4	4	44	45	3	8	2
2006	Buffalo (AAA)#	.429	2	7	1	3	0	0	1	1	0	0	0	0	0	0	0	0
	CLEVELAND	.267	123	494	77	132	32	1	9	55	2	6	3	43	101	9	5	2
2007	CLEVELAND	.270	105	267	43	72	11	1	7	39	2	3	3	20	50	3	4	1
2008	CLEVELAND	.207	21	58	3	12	4	0	0	9	1	3	1	4	13	1	1	1
	PITTSBURGH	.228	102	228	25	52	9	1	8	44	1	1	1	23	52	1	0	3
	MINOR LEAGUE TOTALS	.283	426	1594	270	451	96	16	53	265	4	18	18	180	394	33	19	12
	NL TOTALS	.277	485	1036	159	287	58	6	29	144	3	10	9	137	234	7	6	8
	AL TOTALS	.264	249	819	123	216	47	2	16	103	5	12	7	67	164	13	10	4
	MAJOR LEAGUE TOTALS	.275	734	1855	282	503	105	8	45	247	8	22	16	204	398	20	16	15

Rehab Assignment

DIVISION SERIES RECORD

YEAR	CLUB, OPP	AVG	G	AB	R	H	2B	3B	HR	RBI	SH	SF	HP	BB	SO	SB	CS	E
2007	CLE/NYY	1.000	1	1	0	1	1	0	0	0	1	0	0	0	0	0	0	0

LEAGUE CHAMPIONSHIP RECORD

YEAR	CLUB, OPP	AVG	G	AB	R	H	2B	3B	HR	RBI	SH	SF	HP	BB	SO	SB	CS	E
2007	CLE/BOS	--	1	0	1	.000	0	0	0	0	0	0	0	0	0	0	0	0

MICHAELS CAREER TRANSACTIONS

- Selected by Philadelphia in the fourth round of the June 1998 draft.
- On Disabled List, March 21-April 14, 2003 (strained oblique muscle).
- Acquired by Cleveland from Philadelphia in exchange for LHP Arthur Rhodes on Jan. 27, 2006.
- On Disabled List, June 16-July 3, 2006 (sprained right ankle).
- Acquired by Pittsburgh from Cleveland along with cash in exchange for a player to be named later on May 5, 2008.
- Signed by Houston as a free agent on Dec. 15, 2008.

MICHAELS GAME HIGHS

Hits:	4 (4x) – last, May 3, 2006 at Oak and
RBI:	5 – May 28, 2005 at Atlanta
Runs:	3 (6x) – last, June 18, 2007 vs. Philadelphia
Home Runs:	2 – Sept. 3, 2004 vs. New York (NL)
Hitting Streak:	11 (2x) – last, June 14-28, 2007
Career Grand Slams:	June 2, 2008 at St. Louis (Adam Wainwright) May 28, 2006 at Detroit (Bobby Seay) Sept. 9, 2003 at Atlanta (Jung Bong)

MICHAELS CAREER BATTING BREAKDOWN

2008					Career					2009					Career						
AVG	AB	H	HR	RBI	AVG	AB	H	HR	RBI	AVG	AB	H	HR	RBI	AVG	AB	H	HR	RBI		
.224	286	64	8	53	Overall	271	1855	503	45	247	.333	9	3	1	5	Balt more	247	77	9	2	13
.206	34	7	1	7	Interleague	284	176	50	6	28	.000	4	0	0	0	Boston	264	53	14	0	3
.150	20	3	1	1	Arizona	205	44	9	1	4	.053	19	1	0	2	Chi, White Sox	299	137	41	5	20
.429	7	3	0	0	Atlanta	260	100	26	3	15	-	-	-	-	Cleveland	200	5	1	0	0	
.263	19	5	1	4	Ch Cubs	282	39	11	1	4	.400	5	2	0	3	Detroit	297	101	30	3	18
.200	25	5	1	4	Cinc nati	292	72	21	2	7	.400	5	2	0	2	Kansas City	294	109	32	3	16
.154	13	2	0	0	Colorado	326	46	15	1	6	.000	8	0	0	1	L.A. Angels	245	49	12	2	7
					Florida	236	110	26	3	12	.000	4	0	0	0	Minnesota	213	89	19	1	12
.067	15	1	1	4	Houston	174	46	8	1	4	.417	12	5	0	1	N.Y Yankees	250	44	11	1	4
.250	8	2	0	1	L.A. Dodgers	167	24	4	0	1	.250	12	3	0	1	Oakland	296	81	24	1	11
.240	25	6	0	1	Milwaukee	310	71	22	1	7	.333	3	1	0	1	Seattle	232	56	13	1	8
.182	11	2	0	0	N.Y Mets	264	125	33	5	14	.167	6	1	0	0	Tampa Bay	128	39	5	0	0
					Pittsbu gh	314	51	16	1	6					Texas	231	39	9	1	5	
.167	6	1	0	2	Philadelphia	375	16	6	1	5	.200	5	1	0	0	Toronto	231	26	6	0	4
.250	20	5	1	6	San Diego	325	40	13	1	10	.244	131	32	4	20	Home	285	919	262	20	105
.500	4	2	0	2	San Franc.sco	417	24	10	1	6	.206	155	32	4	33	Road	257	936	241	25	142
.350	20	7	2	11	St. Louis	355	31	11	2	13	.173	104	18	1	15	Day	269	594	160	12	76
1.000	1	0	1	1	Washington	324	111	36	1	12	.253	182	46	7	38	Night	272	1261	343	33	171
.000	4	0	0	0	March	000	4	0	0	0	.234	158	37	4	34	Before All-Star	277	997	276	27	137
.222	54	12	0	9	April	263	281	74	2	31	.211	28	7	1	19	After All Star	265	858	227	18	110
.314	35	0	0	7	May	294	293	86	7	42	.187	91	7	1	7	vs. Left-handers	286	748	214	20	104
.200	55	11	3	5	June	293	31	91	16	55	.241	195	47	7	46	vs. Right-handers	261	1107	289	25	143
.235	34	8	2	7	July	239	289	69	5	32	.321	84	27	4	46	Scoring Position	273	501	137	12	195
.230	61	14	3	8	August	263	327	86	7	41	.300	10	3	1	10	Bases Full	340	50	17	3	46
.186	43	8	0	7	September	269	335	90	7	44	.200	45	9	2	13	Pinch Hitter	236	220	52	5	30
					October	467	15	7	1	2	-	-	-	-	-	Designated Hitter	269	26	7	1	3

2009 HOUSTON ASTROS



MICHAELS CAREER BATTING BREAKDOWN BY BALLPARK

BALLPARK	AVG	AB	H	HR	RBI	BALLPARK	AVG	AB	H	HR	RBI
AT&T Park	.538	13	7	1	4	Turner Field	.224	49	11	2	10
Busch Stadium	.333	18	6	1	9	Veterans Stadium	.278	108	30	1	7
Busch Stadium (new)	.444	9	4	0	2	Wrigley Field	.294	17	5	1	2
Chase Field	.200	20	4	1	3	Angel Stadium	.192	26	5	1	4
Cinergy Field	1.000	1	1	0	0	Camden Yards	.340	47	16	2	13
Citizens Bank Park	.308	302	93	6	34	Comerica Park	.154	52	8	1	5
Coors Field	a.222	18	4	0	1	Fenway Park	.400	20	8	0	2
Dodger Stadium	.286	7	2	0	0	Progressive Field	.280	421	118	9	52
Dolphin Stadium	.151	53	8	2	8	Kauffman Stadium	.308	52	16	1	11
Great American	.289	45	13	1	5	McAfee Coliseum	.283	46	13	0	5
Miller Park	.222	45	10	1	4	Metrodome	.209	43	9	1	5
Minute Maid Park	.192	26	5	0	1	Rangers Ballpark	.222	18	4	0	2
Olympic Stadium	.333	27	9	1	6	Rogers Centre	.182	11	2	0	2
PETCO Park	.333	12	4	0	5	SAFECO Field	.125	24	3	1	4
PNC Park	.263	118	31	5	19	Tropicana Field	.118	17	2	0	0
Qualcomm Stadium	.000	2	0	0	0	U.S. Cellular Field	.301	83	25	4	13
RFK Stadium	.345	29	10	0	1	Yankee Stadium	.222	18	4	0	1
Shea Stadium	.224	58	13	2	7						

MICHAELS

LEADOFF HR PINCH-HIT HR WALK-OFF HR

No.	Date	Opp.	Pitcher	No.	Date	Opp.	Pitcher	No.	Date	Opp.	Pitcher
none				1	6/26/02	@ FLA	A. A. manza	1	7/12/08	STL	Chris Perez
				2	6/13/03	@ C N	J. Haynes				
				3	9/4/03	NYM	John Franco				
				4	6/2/08	@ STL	Wainwright				
				5	7/26/08	SD	Josh Banks				

MICHAELS CAREER FIELDING

YEAR	POSITION	PCT.	G	PO	A	E	TC	DP
2001	Outfield		1	0	0	0	0	0
2002	Outfield	1.000	26	22	2	0	24	0
	Thrd Base	.000	1	0	0	2	2	0
2003	Outfield	.976	38	37	3	1	41	0
2004	Outfield	.983	78	166	5	3	174	2
2005	Outfield	.990	91	185	8	2	195	2
2006	Outfield	.991	118	216	6	2	224	2
2007	Outfield	.993	101	147	4	1	152	0
2008	Outfield	.976	20	38	3	1	42	0
Totals	Outfield	.987	534	935	32	13	980	6
	Third Base	.000	1	0	0	2	2	0



BRIAN MOEHLER

38

Bats/Throws: Right/Right

Born: 12/31/71 in Rockingham, NC

Opening Day Age: 37

Contract Status: Signed through 2009

Acquired: Signed to a minor league contract on Jan. 19, 2007.

Height/Weight: 6-3/235

Resides: Marietta, GA

ML Service: 11.010

RHP

CAREER HIGHLIGHTS

- ★ Is 75-91 with a 4.73 ERA (712ER/1356 OIP) in 283 career appearances (215 starts) during his 12 years in the Majors from 1996-2008...72-86 with a 4.78 ERA (663ER/1248.2IP) as a starter...as a reliever, he is 3-5 with one save and a 4.11 ERA (49ER/107.1IP) in 68 games...has 10 complete games in his 12-year career, including six shutouts.
- ★ Is in his second stint with Houston, as he played with the club during the 2003 season...as an Astro, has posted a 12-12 record with one save and a 4.63 ERA (115ER/223.1IP) in 76 appearances (29 starts).
- ★ Has recorded 10-or-more wins in five seasons (1997-2000, 2008).
- ★ His .579 (11-8) winning pct. in 2008 was his highest in a single season in his career...made 26 starts in 2008, his most starts in a season since starting 29 games in 2000 with Detroit...his 11 wins were also his most since 12 in 2000.
- ★ Appeared in a career-high 42 games with the Astros in 2007 posting a 1-4 record with one save...all five decisions and his save were recorded in extra innings, with all five occurring in the 11th inning or later...in his 236th career appearance, recorded his first Major League save on Aug. 2, 2007 at ATL (14 Innings).
- Recorded his first Major League hit on May 10, 2005 with a single against Houston's Brandon Backe.
- ★ During his fourth full season in the Majors in 2000, led Detroit with 12 wins...it marked his fourth consecutive season with 10-plus wins and 175 or more innings pitched...established a career-high six-game winning streak from Aug. 2-Sept. 5, 2000 through seven starts and posted a 2.61 ERA (14 ER in 48.1 IP) during the stretch.
- ★ His three shutouts in 1998 tied for second in the league behind David Wells' five and were the most by a Tiger since Jack Morris had six in 1986.

2008: Went 11-8 with a 4.56 ERA (76ER/150IP) in 31 games in 2008...made 26 starts in 2008, his most starts in a season since starting 29 games in 2000 with Detroit...his 11 wins were also his most since 12 in 2000...after moving into the rotation on May 9, went 11-8 with a 4.43 ERA (70ER/142.1IP) in 26 starts...ranked second among Astros pitchers in wins (Oswalt, 17) and third in games started (Oswalt, 32, Backe, 31)...was 6-4 with a 4.84 ERA (40ER/74.1IP) in 14 starts after the All-Star Break...won 7 of his last 11 decisions since July 9...recorded a five-game winning streak from July 9-Aug. 19, his longest since his career-high six-game winning streak from Aug. 2-Sept. 5, 2000...the streak ties for the longest by a Houston pitcher in 2008 (Oswalt)...the Astros were 16-10 in his 26 starts, and he allowed four-runs-or-less in 20 of his 26 starts in 2008...his 4.28 ERA in the first half was his lowest before the All-Star Break since a career-best, 3.27 ERA in the first half of 2005...on July 29 vs. CIN, allowed two runs in 8.2 innings, his longest start since going 9.0 on Aug. 8, 2000 vs. BAL...earned his first win of the season in his first start on May 9 vs. LAD, after tossing 5.0 scoreless innings...made four relief appearances in April 2008...signed to a one-year contract extension through the 2009 season with a club option for 2010 on Aug. 29...made the club in 2008 after entering the season as a non-roster invitee to Major League Spring Training.

2007: A non-roster invitee to Spring Training, his contract was purchased by the Astros on March 31...went 1-4 with one save and a 4.07 ERA (27ER/59.2IP)...appeared in a career-high 42 games, all as a reliever...marked his first season in which he did not make a start...all five decisions and his save were recorded in extra innings, with all five occurring in the 11th inning or later...posted a 0.92 ERA (2ER/19.2IP) in 17 appearances from July 26-Sept. 16...did not allow an earned run in 15 of 17 appearances during that span...earned his first career big league save on Aug. 2 at ATL (236th career appearance) while LHP Mark McLemore picked up his first big league win in the game...they became the first Houston pitchers to earn the first big league save and win, respectively, in the same game since RHP Jose Cabrera (first win) and RHP Chris Holt (first save) accomplished the feat on July 9, 1999 at KC...it has happened only six times in Astros history...recorded a 2.68 ERA (13ER/43.2IP) in his last 34 outings from May 31-Sept. 30.

10 YEARS
Astros NOTES
10 YEARS

★ Picked three collegiate seasons (1991-93) for the University of North Carolina-Greensboro...became the first Spartan to be drafted in Major League Baseball's First-Year Player Draft when Detroit selected him in the sixth round of the 1993 Draft.

★ Began the 2007-08 season as a non-roster invitee to Major League Spring Training...which he was on the team in both Springs.

★ Signed to a contract extension on Aug. 29, 2008, which runs through the 2009 season...did not allow an earned run in 15 of 17 appearances during that span...earned his first career big league save on Aug. 2 at ATL (236th career appearance) while LHP Mark McLemore picked up his first big league win in the game...they became the first Houston pitchers to earn the first big league save and win, respectively, in the same game since RHP Jose Cabrera (first win) and RHP Chris Holt (first save) accomplished the feat on July 9, 1999 at KC...it has happened only six times in Astros history...recorded a 2.68 ERA (13ER/43.2IP) in his last 34 outings from May 31-Sept. 30.



2006: Went 7-11 with a 6.57 ERA (89ER/122IP) in 29 games (21 starts) for the Marlins in 2006... was 5-11 with a 7.29 ERA in 21 starts and went 2-0 with a 2.45 ERA in relief appearances... began the season as a starter and went 5-7 with a 6.84 ERA in 15 starts before landing on the 15-day DL with a right foot sprain from July 2-30... used twice as a pinch-hitter, the first two pinch-hit appearances of his career... had a sacrifice bunt as a pinch-hitter on May 17 at Atlanta and was hit by a pitch as pinch-hitter on Aug. 2 vs. New York Mets.

2005: Went 6-12 with a 4.55 ERA in 25 starts for the Marlins... made 12 relief appearances, a career-high... picked up first win of the season on April 19 at WSH, marking his first Major League win since Aug. 16, 2002, against Houston while with Cincinnati, a span of 977 days between wins... posted a 4-6 record with a 3.27 ERA in 19 games (15 starts) prior to the All-Star Break... ranked 10th in the Majors, fourth in the NL and first on the Marlins in ERA for the month of May at 2.05... was 1-7 with a 4.20 ERA in 15 games as a starter at Dolphin Stadium... recorded his first Major League hit on May 10 with a single against Houston's Brandon Backe... recorded first career extra-base hit on July 20 at Arizona when he doubled off Greg Aquino.

2004: Despite spending April and the beginning of May on the Disabled List, made 20 starts with Double A Greenville in the Atlanta Braves organization... went 3-9 with a 4.17 ERA with Greenville while allowing 27 walks and 57 strikeouts in 108.0 innings pitched.

2003: Made just three starts with Houston after having season-ending elbow surgery... went 0-3 with a 7.90 ERA in 13.2 innings.

2002: A year removed from shoulder surgery, combined to go 3-5 with a 4.86 ERA in 12 starts (13 appearances) with Detroit and Cincinnati... went 1-1 with a 2.29 ERA in three starts for Detroit prior to being traded to Cincinnati where he went 2-4 with a 6.02 ERA in nine starts (10 appearances)... went on the disabled list for the second time of the season on Aug. 28-Sept. 12 with inflammation in his surgically-repaired rotator cuff.

2001: Had his season cut short after just one regular season start where he experienced problems with his right shoulder... in late May, Moehler experienced more shoulder discomfort and an examination by Dr. James Andrews revealed a strain in a muscle in his right shoulder unrelated to his previous shoulder tendinitis... transferred to the 60-day DL on June 15 and had arthroscopic surgery on July 4 which revealed tears in the rotator cuff and labrum.

2000: Led Detroit with 12 wins in his fourth full season in the Majors, marking his fourth straight season with 10 plus wins and 175 or more innings pitched... went 12-9 with a 4.50 ERA and two complete games in 29 starts... pitched six or more innings in 21 of his 29 starts... started the first game in Comerica Park history (also the 100th start of his career) on April 11 vs. Seattle... scratched from his April 23 start due to an emergency appendectomy and placed on the disabled list retroactive to April 17; activated May 19... established a career-high six-game winning streak from August 2-September 5 through seven starts, posted a 2.61 ERA (14 ER in 48.1 IP) during the stretch.

1999: Went 10-16 with a 5.04 ERA in 32 starts with Detroit... earned the win in his first career Opening Day start, 11-5 held Texas hitless for the first 6.1 innings before Juan Gonzalez singled to break up the no-hitter... tied for second in the AL with two shutouts (June 25 vs. Minnesota and August 30 vs. Texas)... was ejected from his start on May 1 at TB for illegally defacing the ball... was subsequently issued a 10-game suspension by the American League on May 3... was the winning pitcher for the final game at Tiger Stadium on Sept 27.

1998: Finished the season 14-13 with a 3.90 ERA in 33 starts leading the Tigers in wins, ERA and shutouts (3)... set career highs in wins, innings pitched (221 1/3), starts (33), shutouts, complete games (4), and strikeouts (123)... his three shutouts tied for second in the league behind David Wells five and were the most by a Tiger since Jack Morris had six in 1986... started the season 9-0 at home (12 starts)... defeated Toronto on July 11 at Tiger Stadium and took a no-hitter through seven innings.

1997: Went 11-12 with a 4.67 ERA in 31 starts for Detroit winning the most games by a Tigers rookie since Dave Rozema won 15 in 1997... finished second among AL rookie pitchers in wins, ERA (4.67) and starts (31)... tied for third among all Major League rookies in victories... earned his first Major League victory April 20 vs. OAK allowing two runs through 7.0 innings... tossed his first career shutout six days later on April 26 at ANA... became the first Tigers rookie to toss a shutout since Jeff Robinson on August 17, 1987 against New York (AL)... finished 2-1 with a 2.45 ERA in five April starts earning Tigers Pitcher of the Month honors.

1996: Went 0-1 with a 4.35 ERA in two starts after having his contract purchased by Detroit from Double A Jacksonville in late September... received a no decision in his Major League debut on Sept. 22 vs. MIL... posted a league leading 15 wins for Double A Jacksonville as the Suns captured the Southern League title... was named to *Baseball America's* Double A All-Star Team and was honored as Detroit's Minor League Pitcher of the Year... led the team in strikeouts (120), starts (28) and innings pitched (173.1) while posting the team's best ERA among starters... went undefeated in his final 11 starts (including playoffs)... earned Tigers Minor League Pitcher of the Month honors in June going 5-1 with a 2.30 ERA.



MINOR LEAGUES:

1995: Spent the season at Double A Jacksonville going 8-10 with a 4.82 ERA in 162.1 Innings pitched... fourth in the league in games started (27)... 1994: His 3.01 ERA with High A Lakeland was sixth-best in the Florida State League... also finished fourth in the FSL in complete games (5) and fifth in wins (12)... led Lakeland in wins, complete games, starts (25), and innings pitched (165.0)... 1993: Began his professional career with Short-Season A Niagara Falls going 6-5 with a 3.22 ERA in 12 games (11 starts).

2009 HOUSTON ASTROS

PERSONAL/MISCELLANEOUS

Married to Deana, and has three daughters, Jackson Rae (10/8/99), Canton Reece (11/17/00), Keegan Reid (6/9/04), and a son, Dane Rhodes (9/23/05)...graduated from Richmond Senior High School (NC) attended the University of North Carolina-Greensboro... posted a 9-0 record and a 1.09 ERA for Columbus in the Great Lakes League during the summer of 1992... named as an All-Star and the League's Best Pitcher.

BRIAN MERRITT MOEHLER

YEAR CLUB	W-L	ERA	G	GS	CG	SHO	SV	IP	H	R	ER	HR	HB	BB	SO	WP	BK
1993 Niagara Falls (A)	6-5	3.22	12	11	0	0	0	58.2	51	33	21	3	4	27	38	8	2
1994 Lakeland (A)	12-12	3.01	26	25	5	2	0	164.2	153	66	55	3	6	65	92	8	3
1995 Jacksonville (AA)	8-10	4.82	28	27	0	0	0	162.1	176	94	87	14	6	52	89	15	0
1996 Jacksonville (AA)	15-6	3.48	28	28	1	0	0	173.1	186	80	67	9	4	50	120	11	2
DETROIT	0-1	4.35	2	2	0	0	0	10.1	11	10	5	1	0	8	2	1	0
1997 DETROIT	11-12	4.67	31	31	2	1	0	175.1	198	97	91	22	5	61	97	3	0
1998 DETROIT	14-13	3.90	33	33	4	3	0	222.1	220	103	96	30	2	56	123	4	0
1999 DETROIT	10-16	5.04	32	32	2	2	0	196.1	229	116	110	22	7	59	106	4	0
2000 DETROIT	12-9	4.50	29	29	2	0	0	178.0	222	99	89	20	2	40	103	2	1
West Michigan (A) #	0-1	4.26	1	1	0	0	0	6.1	5	3	3	1	0	1	4	0	0
2001 DETROIT	0-0	3.38	1	1	0	0	0	8.0	6	3	3	0	0	1	2	0	0
Toledo (AAA) #	0-2	4.35	2	2	0	0	0	10.1	12	6	5	2	0	2	6	2	0
2002 Lakeland (A) #	1-1	2.92	2	2	0	0	0	12.1	10	9	4	2	1	1	7	2	0
Toledo (AAA) #	2-1	4.88	4	4	0	0	0	24.0	28	15	13	3	0	3	7	0	0
DETROIT	1-1	2.29	3	3	0	0	0	19.2	17	5	5	3	0	2	13	0	0
CINCINNATI	2-4	6.02	10	9	0	0	0	43.1	61	34	29	8	1	11	18	0	0
2003 HOUSTON	0-0	7.90	3	3	0	0	0	13.2	22	12	12	4	0	6	5	0	0
New Orleans (AAA) #	0-0	4.50	1	1	0	0	0	2.0	3	1	1	0	0	0	3	0	0
2004 Greenville (AA)	3-9	4.17	20	20	0	0	0	108.0	113	58	50	8	2	27	57	2	0
2005 FLORIDA	6-12	4.55	37	25	0	0	0	158.1	198	82	80	16	5	42	95	1	0
2006 FLORIDA	7-11	6.57	29	21	0	0	0	122.0	164	95	89	19	5	38	58	2	1
2007 HOUSTON	1-4	4.07	42	0	0	0	1	59.2	67	29	27	8	0	17	36	1	0
2008 HOUSTON	11-8	4.56	31	26	0	0	0	150.0	166	79	76	20	4	36	82	3	0
MINOR LEAGUE TOTALS	47-47	3.81	124	121	6	2	0	722.0	737	365	306	45	23	228	423	48	7
NL TOTALS	27-39	5.15	152	84	0	0	1	547.0	678	331	313	75	15	150	294	7	1
AL TOTALS	48-52	4.44	131	131	10	6	0	809.0	903	433	399	98	16	227	446	14	1
HOUSTON TOTALS	12-12	4.63	76	29	0	0	1	223.1	255	120	115	32	4	59	123	4	0
MAJOR LEAGUE TOTALS	75-91	4.73	283	215	10	6	1	1356.0	1581	764	712	173	31	377	740	21	2

Rehab Assignment

MOEHLER CAREER TRANSACTIONS

- Selected by Detroit in the sixth round of the June 1993 Draft.
- On Disabled List, Aug. 7-22, 1997 (strained groin).
- On Suspended List, May 3-13, 1999.
- On Disabled List, April 23-May 19, 2000 (appendectomy).
- On Disabled List, April 7-Nov. 14, 2001 (right shoulder tendinitis).
- On Disabled List, March 30-July 3, 2002 (recovery from shoulder surgery).
- Acquired by Cincinnati from Detroit along with INF Matt Boone and cash considerations in exchange for INF David Espinoza and two players to be named later (OF Noochie Varner on Aug. 30, RHP Jorge Cordova on Sept. 24) on July 23, 2002.
- On Disabled List, Aug. 28-Sept. 13, 2002 (weakness in right shoulder).
- Signed by Houston as free agent on Jan. 20, 2003.
- On Disabled List, April 24-Oct. 23, 2003 (right elbow surgery).
- Signed by Atlanta to a minor league contract on Feb. 19, 2004.
- Signed by Florida to a minor league contract on Dec. 19, 2004.
- On Disabled List, July 2-30, 2006 (sprained right ankle).
- Signed by Houston to a minor league contract on Jan. 19, 2007.

MOEHLER CAREER HIGHS

Longest Winning Streak:	6 - Aug. 2-Sept. 5, 2000
Longest Losing Streak:	10 - July 26, 2005-May 9, 2006
Strikeouts:	9 - May 23, 1997 vs. Texas
Walks:	5 (5x) - last, Sept. 7, 1998 at Chicago (AL)
Innings (starter):	9.0 (9x) - last, Aug. 8, 2000 vs. Baltimore
Innings (relief):	4.1 - August 18, 2006 vs. Atlanta
Low-Hit Game (CG):	2 - April 26, 1997 at Los Angeles (AL)



MOEHLER CAREER PITCHING BREAKDOWN

2008						Career						2008						Career					
W-L-S	ERA	G	IP	ER	TEAM	W-L-S	ERA	G	IP	ER	W-L-S	ERA	G	IP	ER	TEAM	W-L-S	ERA	G	IP	ER		
11-8-0	4.56	31	150.0	76	Overall	75-91-1	4.73	283	1356.0	712	0-0-0	1.42	1	6.1	1	Baltimore	1-1-0	4.19	7	38.2	18		
1-0-0	1.47	3	18.1	3	Interleague	8-9-0	3.86	32	165.1	71	0-0-0	1.59	1	5.2	1	Boston	4-2-0	3.72	9	48.1	20		
-	-	-	-	-	Arizona	1-1-0	5.82	5	21.2	14	-	-	-	-	-	Chi. White Sox	3-7-0	4.23	13	78.2	37		
0-1-0	5.40	2	11.2	7	Atlanta	1-5-1	5.19	14	50.1	29	-	-	-	-	-	Cleveland	3-3-0	4.96	8	49.0	27		
1-2-0	3.68	4	22.0	9	Chi. Cubs	2-2-0	3.80	10	45.0	19	-	-	-	-	-	Kansas City	2-1-0	4.62	7	39.0	20		
2-0-0	1.72	2	15.2	3	Cincinnati	2-4-0	5.22	10	50.0	29	-	-	-	-	-	L.A. Angels	5-4-0	4.19	11	77.1	36		
0-1-0	9.39	2	7.2	8	Colorado	1-2-0	6.85	7	22.1	17	-	-	-	-	-	Minnesota	2-4-0	4.65	10	62.0	32		
0-0-0	0.00	1	2.0	0	Florida	0-0-0	0.00	2	3.0	0	-	-	-	-	-	N.Y. Yankees	3-6-0	5.09	11	63.2	36		
-	-	-	-	-	Houston	2-1-0	3.09	5	32.0	11	-	-	-	-	-	Oakland	4-4-0	4.53	10	53.2	27		
1-0-0	0.00	1	5.0	0	L.A. Dodgers	2-1-0	5.20	9	27.2	16	-	-	-	-	-	Seattle	5-5-0	3.18	12	73.2	26		
1-2-0	6.60	3	15.0	17	Milwaukee	4-8-0	4.71	20	72.2	38	-	-	-	-	-	Tampa Bay	1-3-0	3.96	8	50.0	22		
0-1-0	6.75	1	5.1	4	N.Y. Mets	2-5-0	3.60	8	35.0	14	1-0-0	1.42	1	6.1	1	Texas	6-4-0	4.63	12	68.0	35		
1-0-0	3.00	1	6.0	2	Philadelphia	2-3-0	6.38	11	42.1	30	-	-	-	-	-	Toronto	4-4-0	5.72	10	61.1	39		
2-1-0	9.39	4	15.1	16	Pittsburgh	5-5-0	5.84	14	57.0	37	6-3-0	4.36	17	86.2	42	Home	43-42-0	4.44	155	749.1	370		
2-0-0	3.00	4	15.0	5	St. Louis	4-0-0	4.13	15	48.0	22	5-5-0	4.83	14	63.1	34	Road	32-49-1	5.07	128	606.2	342		
0-0-0	13.50	1	0.2	1	San Diego	1-1-0	4.29	7	21.0	10	0-2-0	8.63	6	24.0	23	Day	19-23-0	4.82	81	401.2	215		
0-0-0	6.10	2	10.1	7	San Francisco	1-1-0	8.88	6	25.1	25	11-6-0	3.79	25	126.0	53	Night	56-68-1	4.69	202	954.1	497		
-	-	-	-	-	Washington	2-4-0	5.95	12	39.1	26	5-4-0	4.28	17	75.2	36	Before All-Star	42-46-0	4.43	142	715.1	352		
0-0-0	13.50	1	0.2	1	March	0-0-0	13.50	1	0.2	1	6-4-0	4.84	14	74.1	40	After All-Star	33-45-1	5.06	141	640.2	360		
0-0-0	6.43	4	7.0	5	April	9-11-0	4.46	39	191.2	95	11-8-0	4.43	26	142.1	70	Starter	72-86-0	4.78	215	1248.2	663		
2-2-0	3.81	5	26.0	11	May	12-14-0	4.35	41	219.1	106	0-0-0	7.04	5	7.2	6	Relief	3-5-1	4.11	68	107.1	49		
2-1-0	3.00	5	30.0	10	June	16-15-0	4.12	45	236.0	108	-	-	-	-	-	-	-	-	-	-			
2-1-0	5.10	5	30.0	17	July	15-18-0	5.68	47	233.0	147	-	-	-	-	-	-	-	-	-	-			
4-1-0	3.44	6	34.0	13	August	15-14-1	4.01	59	251.2	112	-	-	-	-	-	-	-	-	-	-			
-	3-0	7.66	5	22.1	19	September	8-19-0	5.76	50	218.2	140	-	-	-	-	-	-	-	-	-			
-	-	-	-	-	October	0-0-0	5.40	1	5.0	3	-	-	-	-	-	-	-	-	-	-			

MOEHLER

MOEHLER CAREER PITCHING BREAKDOWN BY BALLPARK

	W-L-S	ERA	G	IP	ER		W-L-S	ERA	G	IP	ER
AT&T Park	0-1-0	12.21	4	14.0	19	Safeco Field	0-1-0	3.68	1	7.1	3
Busch Stadium	0-0-0	2.45	3	3.2	1	Shea Stadium	1-3-0	5.71	5	17.1	11
Busch Stadium I	0-0-0	9.64	1	4.2	5	Kingdome	2-1-0	1.69	3	21.1	4
Chase Field	1-1-0	8.10	3	10.0	9	Three Rivers Stadium	1-0-0	0.00	1	9.0	0
Cinergy Field	2-1-0	5.74	7	31.1	20	Turner Field	1-3-1	6.26	7	23.0	16
Citizens Bank Park	1-2-0	7.06	5	21.2	17	Wrigley Field	1-0-0	3.00	3	12.0	4
Coors Field	0-2-0	9.98	2	10.1	11	Angel Stadium	2-3-0	3.18	6	45.1	16
Dodger Stadium	2-0-0	3.2	4	13.2	2	Camden Yards	0-0-0	2.88	4	25.0	8
Dolphin Stadium	5-11-0	4.91	35	152.0	83	Comerica Park	9-4-0	4.06	19	122.0	55
Great American Ball Park	1-2-0	6.00	4	21.0	14	Fenway Park	2-1-0	3.38	3	18.2	7
Miller Park	1-2-0	3.80	9	23.2	10	Kauffman Stadium	0-0-0	5.79	3	14.0	9
County Stadium	1-2-0	3.32	4	21.2	8	McAfee Coliseum	2-2-0	4.78	5	32.0	17
Minute Maid Park	7-6-0	4.59	44	121.2	62	Metrodome	0-2-0	6.75	2	9.1	7
Olympic Stadium	0-2-0	9.35	2	8.2	9	Rangers Ballpark	1-2-0	9.00	4	16.0	16
PETCO Park	1-0-0	3.52	2	7.2	3	Tiger Stadium	20-20-0	4.39	52	324.0	158
PNC Park	2-3-0	5.88	6	26.0	17	Tropicana Field	1-2-0	4.15	4	26.0	12
Progressive Field	2-1-0	5.01	4	23.1	13	U.S. Cellular Field	1-4-0	3.80	7	42.2	18
RFK Stadium	2-0-0	3.21	4	14.0	5	Yankee Stadium	1-5-0	5.95	7	39.1	26
Rogers Centre	2-2-0	6.75	4	22.2	17						

MOEHLER CAREER FIELDING

Year	Position	PCT.	G	PO	A	E	TC	DP
1996	Pitcher	.500	2	0	1	1	2	1
1997	Pitcher	.975	31	16	23	1	40	2
1998	Pitcher	.979	33	11	35	1	47	1
1999	Pitcher	1.000	32	18	31	0	49	2
2000	Pitcher	1.000	29	13	30	0	43	5
2001	Pitcher	1.000	1	0	2	0	2	0
2002	Pitcher	1.000	13	4	13	0	17	0
2003	Pitcher	1.000	3	0	5	0	5	0
2005	Pitcher	.979	37	21	26	1	48	2
2006	Pitcher	.963	29	8	18	1	27	1
2007	Pitcher	1.000	42	8	7	0	15	3
2008	Pitcher	.960	31	14	10	1	25	0
Total	Pitcher	.981	283	113	201	6	320	16

MOEHLER MAJOR LEAGUE BATTING

YEAR	CLUB	AVG	G	AB	R	H	2B	3B	HR	RBI	SH	SF	HP	BB	SO	SB	CS	E
1996	Detroit	.000	0	0	0	0	0	0	0	0	0	0	0	0	0	0	0	1
1997	Detroit	.000	31	3	0	0	0	0	0	0	0	0	0	2	0	0	1	
1998	Detroit	.000	33	4	1	0	0	0	0	0	0	0	0	2	0	0	1	
1999	Detroit	.000	32	1	0	0	0	0	0	0	0	0	1	1	0	0	0	
2000	Detroit	.000	29	4	0	0	0	0	0	0	0	0	0	1	0	0	0	
2002	Cincinnati	.000	10	14	0	0	0	0	0	1	0	0	1	4	0	0	0	
2003	Houston	.000	3	4	0	0	0	0	0	0	0	0	2	0	0	0	0	
2005	Florida	.075	37	40	1	3	1	0	3	5	0	1	1	15	0	0	1	
2006	Florida	.065	31	31	1	2	0	0	2	7	0	1	1	15	0	0	1	
2007	Houston	.200	42	5	0	1	0	0	0	0	0	0	0	3	0	0	0	
2008	Houston	.023	31	44	1	1	1	0	0	2	0	0	4	27	0	0	1	
Total		.047	285	150	4	7	2	0	5	15	0	2	8	72	0	0	6	



FERNANDO NIEVE 64

Bats/Throws: Right/Right

Height Weight: 6-0/195

Born: 7/15/82 in Puerto Cabello, VZ

Resides: Pearland, TX

Opening Day Age: 26

ML Service: 1.038

Contract Status: Signed through 2009

Acquired: Signed as a non-drafted free agent on May 11, 1999.

RHP

CAREER HIGHLIGHTS

- ★ Is 3-4 with a 4.63 ERA (55ER/107IP) in 51 career games (11 starts) for Houston (2006, 2008)...owns a 4.57 ERA (23ER/45.1IP) in 40 career games as a reliever.
- ★ Missed most of the 2007 season after undergoing surgery on April 28, 2007 to repair the ulnar collateral ligament in his right elbow.
- ★ Made his Major League debut on April 4, 2006, becoming the first Venezuelan to make his big league debut in 2006 and the 182nd Venezuelan native to reach the Majors...was one of 10 Astro rookies to make his Major League debut in 2006.
- ★ Recorded his first ML win on May 2, 2006 at MIL, allowing six hits and four runs in 7.0 innings.
- ★ Earned both midseason and postseason Texas League All-Star honors in 2005 and participated in the MLB Futures Game in Detroit.
- ★ Pitched for Salem (A) and Round Rock (AA) in 2004 after being added to the Astros 40-man roster prior to the season...named a Carolina League All Star.
- ★ Posted 14 wins for Lexington (A) in 2003, tying the club record for wins in a single season...named as Houston's fifth-best prospect by *Baseball America* following the season.

2008: Went 0-1 with a 8.44 ERA (10ER/10.2IP) and 12 strikeouts in 10.2 innings pitched in 11 appearances for Houston...made 11 relief appearances during two stints with Houston from May 16-25 (18.00 ERA, 6ER/31P) and Sept. 1-28 (4.70 ERA, 4ER/7.2IP)...pitched a career-high 2.1 scoreless innings of relief on Sept. 14 vs. CHI at Miller Park...recalled on Sept. 1 from Triple A, where he was 2-5 with a 5.72 ERA (46ER/72.1IP) and 63 strikeouts in 36 games (7 starts).

2007: Made five starts for Triple A Round Rock, going 1-3 with a 6.23 ERA (15ER/21.2IP)...underwent successful surgery to repair the ulnar collateral ligament in his right elbow on April 28...did not pitch the remainder of the season.

2006: Finished the season 3-3 with a 4.20 ERA in 40 games (11 starts) for the Astros...was 1-0 with a 3.38 ERA (13ER/34.2IP) in 29 relief appearances, limiting opposing hitters to a .213 average...posted a 3.13 ERA (8ER/23IP) in 21 second-half appearances, limiting opposing hitters to a .200 average...2-3 with a 4.67 ERA (32ER/61.2IP) as a starter...the Astros were 7-4 in his 11

10 YEARS *Astros* **NOTES** **10 YEARS**

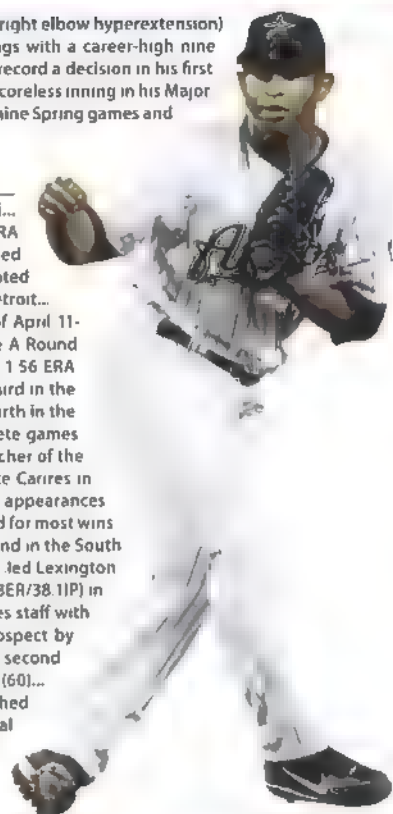
As a product of the Astros Venezuelan Academy, Nieve...
 signed as a non-drafted free agent on May 11, 1999...
 ...the Astros 40-man roster...
 ...named a Carolina League All Star...
 ...the Astros were 7-4 in his 11



starts...activated from 15-day DL on Sept. 6 after being placed on the DL (right elbow hyperextension) on Aug. 20...won on June 9 vs. ATL after tossing a career-high 7 1/3 innings with a career-high nine strikeouts...recorded his first Major League win on May 2 at MIL...did not record a decision in his first big league start on April 16 at ARI...allowed one hit and walked one in 1.0 scoreless inning in his Major League debut on Apr. 14 vs. FLA...went 1-1 with a 4.58 ERA (10ER/19 1/3IP) in nine Spring games and earned a spot on the Opening Day, 25-man roster

MINOR LEAGUES:

2005: Went 4-3 with a 2.65 ERA (25ER/85IP) at Double A Corpus Christi...made 13 starts at Triple A Round Rock, going 4-4 with a 4.83 ERA (44ER/82IP)...threw two complete-game shutouts for the Express...earned both midseason and postseason Texas League All-Star honors...participated in the MLB Futures Game over the All-Star Break at Comerica Park in Detroit...earned TL Pitcher of the Week honors for Corpus Christi for the week of April 11-17. **2004:** Started the season at Class A Salem and promoted to Double A Round Rock in August...made three starts for the Express, finishing 2-0 with a 1.56 ERA (3ER/17 1/3IP)...made 24 starts at Salem and posted a 10-6 mark...ranked third in the Carolina League with a 2.96 ERA and fifth with 117 strikeouts...ranked fourth in the league with 149.0 innings, and tied for the league lead with two complete games and two shutouts...named a Carolina League All-Star...named Salem's Pitcher of the Month in May...tossed two complete-game shutouts...pitched for Oriente Caribes in the Venezuelan Winter League, finishing 3-1 with a 4.64 ERA over eight appearances (five starts). **2003:** Led Class A Lexington with 14 wins to tie the club record for most wins in a season...his 14 wins also led the Astros organization and ranked second in the South Atlantic League...finished the season 14-9 with a 3.65 ERA (61ER/150 1/3IP)...led Lexington with 144 strikeouts, good for third in the SAL...went 4-1 with a 1.88 ERA (8ER/38 1/3IP) in the Venezuelan Winter League in seven starts...topped the Oriente Caribes staff with 46 strikeouts...following the season, named as the Astros fifth-best prospect by *Baseball America*...**2002:** Led Martinsville in ERA (2.39) and ranked tied for second in starts (13) and second in innings pitched (67 2/3) and third in strikeouts (60)...named Appalachian League Pitcher of the Week for July 1-7...**2001:** Finished with a 4-2 mark and a 3.79 ERA (16ER/38 1/3IP) in his first year of professional baseball in the U.S...**2000:** Led the VSL Astros in innings pitched (79.2, second in league) and strikeouts (64).



NIEVE

PERSONAL/MISCELLANEOUS

Makes his offseason home in Pearland, TX, with his wife Leticia.

FERNANDO ALEXIS FLORES NIEVE

YEAR	CLUB	W-L	ERA	G	GS	CG	SHO	SV	IP	H	R	ER	HR	HP	BB	SO	WP	BK
1999	VSL Astros (R)	0-6	4.55	11	7	0	0	0	32.0	31	22	16	0	0	16	41	0	0
2000	VSL Astros (R)	3-4	2.71	14	13	0	0	0	79.2	56	29	24	5	12	28	64	12	0
2001	Martinsville (R)	4-2	3.79	12	8	1	0	0	38.0	27	20	16	2	3	21	49	3	1
2002	Martinsville (R)	4-1	2.39	13	13	0	0	0	67.2	46	23	18	5	2	27	60	1	0
	Lexington (A)	0-1	6.00	1	1	0	0	0	3.0	6	5	2	0	1	0	2	0	0
2003	Lexington (A)	14-9	3.65	28	28	1	0	0	150.1	133	69	61	10	0	65	144	7	1
2004	Salem (A)	10-6	2.96	24	24	2	2	0	149.0	136	52	49	9	1	40	117	5	0
	Round Rock (AA)	2-0	1.56	3	3	0	0	0	17.1	12	4	3	0	1	8	17	0	0
2005	Corpus Christi (AA)	4-3	2.65	14	14	0	0	0	85.0	62	27	25	7	3	29	96	4	0
	Round Rock (AAA)	4-4	4.83	13	13	2	2	0	82.0	92	45	44	10	5	33	75	3	0
2006	HOUSTON	3-3	4.20	40	11	0	0	0	96.1	87	46	45	18	2	41	70	1	0
	Round Rock (AAA)	0-0	0.00	4	0	0	0	2	5.1	2	0	0	0	0	0	7	0	0
2007	Round Rock (AAA)	1-3	6.23	5	5	0	0	0	21.2	30	19	15	1	1	15	13	2	0
2008	Round Rock (AAA)	2-5	5.72	36	7	0	0	6	72.1	87	50	46	13	3	27	63	4	0
	HOUSTON	0-1	8.44	11	0	0	0	0	10.2	17	10	10	2	0	2	12	0	0
MINOR LEAGUE TOTALS		48-44	3.57	178	136	6	4	8	803.1	720	365	319	62	32	309	748	41	2
MAJOR LEAGUE TOTALS		3-4	4.63	51	11	0	0	0	107.0	104	56	55	20	2	43	82	7	0

NIEVE CAREER TRANSACTIONS:

- Signed by Houston as a non-drafted free agent on May 11, 1999.
- On Disabled List, Aug. 20-Sept. 6, 2006 (right elbow hyperextension).

2009 HOUSTON ASTROS

NIEVE CAREER HIGHS

Longest Winning Streak:

2 - June 9-25, 2006

Longest Losing Streak:

3 - May 7 23, 2006

Strikeouts:

9 - June 9, 2006 vs. Atlanta

Walks:

6 - May 17, 2006 vs. San Francisco

Innings (starter):

7.1 - June 9, 2006 vs. Atlanta

Innings (relief):

2.0 (8x) - last, Sept. 2, 2006 at Pittsburgh

Low-Hit Game (CG):

no Major League complete games

NIEVE CAREER PITCHING BREAKDOWN

2008					Career					2008					Career							
W-L-S	ERA	G	IP	ER	TEAM	W-L-S	ERA	G	IP	ER	W-L-S	ERA	G	IP	ER	TEAM	W-L-S	ERA	G	IP	ER	
0-1-0	8.44	11	10.2	10	Overall	3-4-0	4.63	51	107.0	55	-	-	-	-	-	- Chi. White Sox	1-0-0	0.00	1	1.1	0	
-	-	-	-	-	Arizona	0-0-0	3.60	2	5.0	2	-	-	-	-	-	Detroit	0-0-0	9.00	1	1.0	1	
0-0-0	0.00	1	1.0	0	Atlanta	1-0-0	3.60	4	10.0	4	-	-	-	-	-	Minnesota	0-0-0	4.50	1	2.0	1	
0-0-0	2.25	3	4.0	1	Chi. Cubs	0-0-0	1.84	7	14.2	3	0-0-0	0.00	1	1.2	0	Texas	0-0-0	0.00	1	1.2	0	
0-0-0	27.00	2	0.1	1	Cincinnati	0-0-0	7.11	5	6.1	5	0-1-0	12.60	7	5.0	7	Home	1-2-0	4.93	26	49.1	27	
0-0-0	0.00	1	1.1	0	Colorado	0-1-0	4.90	3	12.0	6	0-0-0	4.76	4	5.2	3	Road	2-2-0	4.37	25	52.2	28	
0-0-0	13.50	1	2.0	3	Florida	0-0-0	7.36	8	3.2	3	0-1-0	0.00	1	0.0	4	Day	0-2-0	6.23	11	30.1	21	
-	-	-	-	-	L.A. Dodgers	0-0-0	3.86	1	4.2	2	0-0-0	5.06	10	10.2	6	Night	3-2-0	3.99	40	76.2	34	
-	-	-	-	-	Milwaukee	1-0-0	4.00	8	9.0	4	0-1-0	18.00	4	3.0	6	Before All Star	3-4-0	5.07	23	76.1	43	
-	-	-	-	-	N.Y. Mets	0-0-0	0.00	1	2.0	0	0-0-0	4.70	7	7.2	4	After All Star	0-0-0	3.52	28	30.2	12	
0-1-0	135.00	2	0.1	5	Philadelphia	0-1-0	33.75	5	1.1	5	-	-	-	-	-	Starter	2-3-0	4.67	11	61.2	32	
-	-	-	-	-	Pittsburgh	0-0-0	4.22	4	0.2	5	0-1-0	8.44	11	10.2	10	Relief	1-1-0	4.57	40	45.1	23	
-	-	-	-	-	St. Louis	0-0-0	5.79	8	4.2	3	-	-	-	-	-	-	-	-	-	-	-	
-	-	-	-	-	San Diego	0-0-0	2.25	2	4.0	1	-	-	-	-	-	-	-	-	-	-	-	
-	-	-	-	-	San Francisco	0-0-0	12.46	2	4.1	6	-	-	-	-	-	-	-	-	-	-	-	
-	-	-	-	-	Washington	0-1-0	4.15	2	8.2	4	-	-	-	-	-	-	-	-	-	-	-	
-	-	-	-	-	Apr.	0-0-0	4.50	5	12.0	6	-	-	-	-	-	-	-	-	-	-	-	
0-1-0	18.00	4	3.0	6	May	1-4-0	6.63	10	38.0	28	-	-	-	-	-	-	-	-	-	-	-	
-	-	-	-	-	June	2-0-0	3.22	6	22.1	8	-	-	-	-	-	-	-	-	-	-	-	-
-	-	-	-	-	July	0-0-0	1.17	5	7.2	1	-	-	-	-	-	-	-	-	-	-	-	-
-	-	-	-	-	August	0-0-0	1.00	6	9.0	1	-	-	-	-	-	-	-	-	-	-	-	-
0-0-0	4.70	7	7.2	4	September	0-0-0	5.60	18	17.2	11	-	-	-	-	-	-	-	-	-	-	-	-
-	-	-	-	-	October	0-0-0	0.00	1	0.1	0	-	-	-	-	-	-	-	-	-	-	-	-

NIEVE CAREER PITCHING BREAKDOWN BY BALLPARK

W-L-S	ERA	G	IP	ER	W-L-S	ERA	G	IP	ER		
AT&T Park	0-0-0	0.00	1	0.2	0	Minute Maid Park	1-2-0	5.17	25	47.0	27
Busch Stadium	0-0-0	10.80	1	1.2	2	PNC Park	0-0-0	4.66	3	9.2	5
Chase Field	0-0-0	3.60	2	5.0	2	RFK Stadium	0-1-0	2.57	1	7.0	2
Citizens Bank Park	0-0-0	0.00	1	0.1	0	Rangers Ballpark	0-0-0	0.00	1	1.2	0
Comerica Park	0-0-0	9.00	1	1.0	1	Shea Stadium	0-0-0	0.00	1	2.0	0
Coors Field	0-1-0	6.75	2	6.2	5	Turner Field	0-0-0	10.80	2	1.2	2
Dolphin Stadium	0-0-0	10.13	2	2.2	3	U.S. Cellular Field	1-0-0	0.00	1	1.1	0
Miller Park	1-0-0	3.18	4	11.1	4	Wrigley Field	0-0-0	2.45	3	7.1	2

NIEVE CAREER FIELDING

YEAR	POSITION	PCT	G	PO	A	E	TC	DP
2006	Pitcher	1.000	40	10	7	0	17	2
2008	Pitcher	1.000	11	1	1	0	2	1
Total		1.000	51	11	8	0	19	3

NIEVE MAJOR LEAGUE BATTING

YEAR CLUB	AVG	G	AB	R	H	2B	3B	HR	RBI	SH	SF	HB	BB	SO	SB	CS	E
2006 HOUSTON	.125	40	16	0	2	0	0	0	1	5	0	0	2	8	0	0	0
2008 HOUSTON	.000	11	1	0	0	0	0	0	0	0	0	0	0	0	0	0	0
Total	.118	51	17	0	2	0	0	0	1	5	0	0	2	8	0	0	0



ROY OSWALT

44

Bats/Throws: Right/Right

Height/Weight: 6-0/185

Born: 8/29/77 in Kosciusko, MS

Resides: Weir, MS

Opening Day Age: 31

ML Service: 7.149

Contract Status: Signed through 2011

Acquired: Selected in the 23rd round of the June 1996 draft.

RHP

CAREER HIGHLIGHTS

- ★ Since joining the Majors in 2001, he leads all MLB pitchers with 129 wins...in that time span, he ranks third in ERA (3.13) and is seventh in winning pct. (.668)...his .668 overall career winning pct. (129-64) ranks first in Astros history, and his 3.13 ERA ranks first in franchise history among pitchers with at least 800 IP (Nolan Ryan, 3.13 ERA)
- ★ Ranks fourth on the Houston career strikeout list with 1,335, trailing third-place Larry Dierker (1,487)...ranks third on the Houston career wins list with 129 victories and is eight wins away from second-place Larry Dierker (137-117).
- ★ Ranks eighth in Astros history in games started by a pitcher with 241, immediately trailing Don Wilson, who had 245 starts in his Astros career
- ★ Has started a club-record six consecutive Opening Day's dating back to 2003...the previous record was five held by Shane Reynolds (1996-2000), J.R. Richard (1976-80) and Mike Scott (1987-97)...Oswalt is tied with Toronto's Roy Halladay for the most consecutive Opening Day starts by an active MLB pitcher.
- ★ Owns the highest winning pct. (.766, 72-22) and ranks first in career ERA (2.68) at home of any active pitcher with at least 70 career starts at home...is the all-time leader in wins at Minute Maid Park with 72...he also posted the longest individual winning streak in the history of the ballpark with a career-best, 10-game winning streak from April 10-July 26, 2005.
- ★ Has double-digit win totals in all eight Major League seasons (2001-08)...has won at least 14 games in each of his last five seasons and in seven of his eight Major League seasons, including consecutive 20-win seasons from 2004-05.
- ★ Ranks third among active pitchers with at least 140 decisions with a .668 winning pct., trailing only Pedro Martinez (.684) and Johan Santana (.681)
- ★ Among players who began their careers after 1957, Oswalt is the sixth-fastest to 100 wins in terms of appearances among pitchers, according to Stats, Inc...he earned his 100th victory in his 191st game (180th start) on April 13, 2007 at PHI
- ★ His 129 wins from 2001-08 is a greater win total in the first eight years of a career than those posted by Hall of Famers Don Drysdale (123), Warren Spahn (122), Whitey Ford (121), Don Sutton (120), and Bob Gibson (112).
- ★ Is tied with Johan Santana for the most wins in MLB since 2004 with 86.
- ★ is one of 60 active MLB pitchers with 1,000 career strikeouts (ranks 28th)...recorded his 1,000th career strikeout on Sept. 18, 2006 vs CIN, becoming the eighth player in Houston franchise history with 1,000 strikeouts.
- ★ Has a career record after the All Star Break of 67-20, ranking him second behind Johan Santana (58-17, 773) for the best career winning percentage in the second half among all pitchers with at least 50 career wins post-Break (.770)...is also 2B-B (.778) combined in his career in September and October games, the highest combined winning pct. during those two months among active MLB players (min. 25 decisions).

10 YEARS Astros NOTES 10 YEARS

★ Attended Malone Community College in Mississippi... worked for Houston after his freshman year... finished in the 3rd round of the 1996 June Draft, but did not immediately sign... played his sophomore year at Malone and was signed by Houston following that season... drafted by Astros...
 ★ Ralph Brantley, Brian Granger and James Farris
 ★ In a 10-year All-Star (2000-07) and two-time...
 ★ ...was selected by the Houston Astros...
 ★ ...was named by Fan Club...
 ★ ...team in fan voting since 1934.
 ★ ...member of the Astros...
 ★ ...won the gold medal in Sydney, Australia.
 ★ ...for the 2005 NLCS vs. the Cardinals... his contract had to be...
 ★ ...owns a 1,000-acre ranch in Weir, MS.
 ★ ...the greatest hit in the 2007-08... he returned to...
 ★ ...muscle tissue in his arm.
 ★ ...the 2008 All-Star...
 ★ ...birthday: Aug. 29, 2006.

OSWALT

2009 HOUSTON ASTROS

- ★ Owns his lowest ERA (2.50) of any month in September...owns the second-best winning pct. in August among active MLB pitchers with a mark of .813 (min. 29 starts).
- ★ Is the first pitcher in Major League history to win 23 of his first 24 career decisions against a single opponent, is 23-1 lifetime against Cincinnati...won his first 15 career decisions vs. the Reds, which was the most for any player all-time vs. one team without a loss...winning pct. of .958 ranks as the highest against CIN in history...besting second-highest Bob Welch (1.696, 16-7) (min. 20 decisions)...ranks third in active pitchers in wins vs. the Reds, trailing only Tom Glavine (27) and Greg Maddux (24)...ranks eighth all-time among all pitchers in wins vs. CIN with 23...ERA of 2.47 vs. CIN ranks as the second-lowest in history...trailing only Welch (.232) (min. 140 IP).
- ★ Set the franchise record with 32 1 consecutive scoreless innings, the longest streak in the National League and second-long in the Majors in 2008...the record, set from the 2nd inning on Aug. 27 through Sept. 11, broke the previous Houston mark of 31 0 (J.R. Richard, May 26-June 11, 1980)...threw a one-hit shutout on Sept. 6, 2008 at COL...was the first for Houston since April 28, 2000.
- ★ In 2006, led the National League and ranked second in MLB with a 2.98 ERA...was the second consecutive Astro to lead the league in ERA (Roger Clemens, 1.87 ERA)...Oswalt and Clemens were the first set of teammates to lead their league in ERA in consecutive seasons since Juan Guzman and Clemens for Toronto from 1996-97.
- ★ Recorded 20 wins in consecutive seasons from 2004-05...became the first Astro to post back-to-back 20-win seasons since Joe Niekro in 1979-80...Niekro went 23-11 in '79 and 20-12 in '80 and is the only other player to win 20 games twice as an Astro...his 40 wins led all Major League pitchers over two seasons from 2004-05, one ahead of Bartolo Colon's 39...tied for the NL lead in games started with 35 in both 2004 and 2005.
- ★ Won the clinching Game 6 of the 2005 NLCS at St. Louis, sending the Astros to their first World Series...allowed three hits and one run in 7.0 innings...in what was the final game at Busch Stadium...went 2-0 in the 2005 NLCS with a 1.29 ERA (2ER, 14IP)...has a 4-0 career postseason record, the most playoff wins without a loss among any active pitcher...was 3-0 in the 2005 playoffs.
- ★ Has a 2-0 record in potentially series-clinching games, earning the win in 2004 NLDS Game 5 and 2005 NLCS Game 6...is the first pitcher to win two playoff games at Busch Stadium in the same year since Mickey Lolich in 1968.
- ★ In 2004, he struck out 206 hitters and joined Roger Clemens as the first pair of Astros teammates to strike out 200-plus in a season since Darryl Kile and Shane Reynolds in 1996.
- ★ Finished third in 2004 NL Cy Young Award voting with 19 total points, behind Roger Clemens (140 points) and Randy Johnson (97)...also finished 23rd in NL MVP voting...led the NL with 12 second-half wins in 2004...finished 4th in the 2005 NL Cy Young Award voting with two total points...finished 23rd in the NL MVP voting with six points.
- ★ Finished second in the 2001 National League Rookie of the Year voting, behind only Albert Pujols.

2008. Finished 17-10 with a 3.54 ERA (82ER, 208.2IP)...led the Astros in wins for a franchise-record fifth consecutive season...set the franchise record with 32 1 consecutive scoreless innings, the longest streak in the National League and second-long in the Majors in 2008...the record, set from the 2nd inning on Aug. 27 through Sept. 11, broke the previous Houston mark of 31 0 (J.R. Richard, May 26-June 11, 1980)...in his last nine starts of the season, was 7-2 with a 1.47 ERA (11ER/67.1IP)...posted a 2-24 ERA (23ER/92.1IP) in 13 starts after the All-Star Break, including wins in 10 of his 12 second-half decisions...his second-half ERA (2.24) ranked as the fourth-lowest among NL pitchers with at least 10 starts after the Break...opposing base runners stole only one base against him and made only two attempts...his 10 second-half wins were the most in the National League and tied Cleveland's Cliff Lee (10-1) for the most wins in the Majors in the second half...made his last start of the season on Sept. 25 vs. CIN on three days of rest and received his 17th win after allowing only one run in 6.0 innings...marked the third time in his career in the regular season to start a game with three days off between starts...is 2-1 with a 2.45 ERA (5ER, 18.1) in those starts...previous start on three days of rest was April 17, 2007 vs. FLA...became the first pitcher to win 23 of his first 24 career decisions vs. any team with his 23rd win against Cincinnati on Sept. 25...from Aug. 26 until the end of the season, he ranked second in the Majors with a 1.40 ERA (8ER/53.1IP)...threw a three-hit shutout vs. the Pirates on Sept. 1) and a one-hit shutout (first for Houston since April 28, 2000) on Sept. 6 at Colorado...was the first pitcher to throw consecutive complete game shutouts in 2008...was the first Astro to throw consecutive complete-game shutouts since Randy Johnson (Aug. 7, Aug. 12, 1998)...allowed four combined hits in his two shutouts, the fewest allowed in consecutive shutouts in club history (previous low, 5, Ken Forsch, Sept. 21, 1978-April 7, 1979)...recorded win number 125 on Sept. 1...according to Elias Sports Bureau, only three active pitchers had as few losses as Oswalt: 631 at the time of their 125th win: Pedro Martinez (56), Mike Mussina (60) and Tim Hudson (63)...placed on the DL from July 12-28, missing 11 games (left hip abductor strain)...had a season-long, five-game win streak from June 30-Aug. 17...won four consecutive decisions from April 16-May 12 after starting off the 2008 season 0-3, the first time in his career he has started a season 0-3...became the seventh Astro pitcher all-time to reach 1,200 strikeouts on May 2...with his 1,300th strikeout on Aug. 22, became the sixth Astro pitcher to reach the milestone.

2007. Finished his seventh big league season with a 14-7 record and a 3.18 ERA (75ER/212IP)...led the Astros in wins, games started (32) and innings pitched (212.0)...ranked second on the team in strikeouts with 154 (W. Rodriguez, 158)...moved into third all-time on the Houston career wins list...passed Mike Scott, Shane Reynolds, Don Wilson, Nolan Ryan and J.R. Richard on Houston's all-time wins list in 2007...was 9-1 at Minute Maid Park and led the NL in home winning pct. (.900) while ranking second in home ERA (1.91)...led MLB with a 1.77 ERA (14ER/71.1IP) in 11 starts from July 20 through the end of the season...logged a season-best six-game winning streak from July 20-Aug. 29...recorded a perfect 1,000 fielding percentage (.56 total chances, 36 assists) for the third time in his career (2003, 2005)...began the season 3-0 and won nine consecutive decisions from Aug. 23, 2006-April 16, 2007...matching his career high...surpassed 200 innings for the fourth consecutive season and fifth overall...he recorded double-digit win totals in all seven Major League seasons (2001-07)...replaced John Smoltz on the 2007 NL All-Star Team in San Francisco on July 10...marked his third consecutive All-Star appearance and is the only Astros pitcher to ever be selected to the team in three consecutive years...finished 4-0 and led all MLB pitchers with a 1.14 ERA (4ER, 31.2IP) in August...his four wins ranked tied for third in the NL and his 1.14 ERA was the third-lowest mark by a Houston pitcher in the month of August (J.R. Richard-0.67, 1979)...recorded two 10-strikeout games in 2007, his most in a season since 2004...missed his scheduled start on July 25 after leaving the game at Pittsburgh on July 20 with a right costochondral irritation...earned his 100th victory on April 13 at PHL...among players who began their careers after 1957...Oswalt was the sixth fastest to 100 wins in terms of appearances among pitchers at 191...according to Stats.com...received a no-decision on Opening Day vs. PIT after allowing one run in 7.2 innings...was his fifth consecutive Opening Day start (2003-07)...tying Shane Reynolds (1996-2000), J.R. Richard (1976-80) and Mike Scott (1987-97) for the club record (five consecutive Opening Day starts).

2000 HOUSTON ASTROS



2006 NL Cy Young Award candidate finished the season 15-8 with a 2.98 ERA in 33 games (32 starts)...named the Astros Pitcher of the Year by the Houston chapter of the BBWAA... led the National League and ranked second in MLB with a 2.98 ERA...was the second consecutive Astro to lead the league in ERA (Roger Clemens, 1.87 ERA)...Oswalt and Clemens were the first set of teammates to lead their league in ERA in consecutive seasons since Juan Guzman and Clemens for Toronto from 1996-97...the last set of NL pitchers to accomplish the feat were Mike Scott and Nolan Ryan, who won consecutive ERA titles for the 1986-87 Astros... won final start on Sept. 28 at PIT, extending his winning streak to a season best six games from Aug. 23 Sept. 28...threw at least 6.0 innings in 29 of 32 starts...tied for the MLB lead with 25 quality starts, including his last 10 of the season...set the franchise record for sacrifice bunts by a pitcher in one season (MLB best 20)...hit the first home run of his career on Aug. 9 2006 vs. PIT (Chacon)... signed to a five-year contract extension on Aug. 29...recorded his 1,000th career strikeout on Sept. 18 vs. CIN, becoming the eighth player in Houston franchise history with 1,000 strikeouts... made his second All Star appearance on July 11 at PNC Park in PIT... tossed 1.0 scoreless frame and recorded one strikeout (Ordonez)...tagged the 11th complete game of his career and his second in 2006 on July 5 vs. CHI...lost for the second time in a row while going the distance, also throwing a complete game (8.0 innings) in a 3-1 loss vs. TEX on June 30...was the first Astro to toss back-to-back complete games since Mike Hampton on July 18 & 23, 1999 (vs. CLE, vs. SD)...also was the first Astro to suffer consecutive complete game losses since J.R. Richard in June of 1979 (June 11 at PHI, June 16 at MON)...took a perfect game into the seventh inning on Sept. 3 vs. the Mets...lost to the Reds for the first time in his career on April 28, after going 15-0 in 17 starts vs. CIN...earned his fourth win on April 23 vs. PIT, a career-high in April...notched the win on Opening Day, April 3 vs. FLA, with 8.0 shutout innings...marked his fourth consecutive Opening Day start

2005 Finished 20-12 with a 2.94 ERA (79ER/241 2IP) in 35 starts (tied for NL lead), (including four complete games...pitched a career-high 241 2 innings (ranked second in National League), the sixth-most for an Astros pitcher in the last 20 seasons since 1986... was the highest innings total since Jose Lima (246.2) in 1999...teamed with Roger Clemens (211 1IP) and Andy Pettitte (222 1IP) to be the first trio of Astros starters to throw 200 or more innings since 1999 (Lima, 246.1; Hampton, 239; Reynolds, 239.1)...went 3-0 with a 3.29 ERA (10ER/27 1IP) in the 2005 postseason... earned the win in NLDS Game 3 vs. ATL, allowing six hits and three runs in 7.1 innings...earned the win in NLCS Games 2 and 6... allowed one run and five hits in 7.0 innings in Game 2...allowed three hits and one run while striking out six and walking one in the clinching Game 6...received a no decision in Game 3 of the World Series... finished fourth in the Cy Young Voting with 2 points... earned his 20th win on the final day of the regular season, allowing nine hits and four runs in 6.0 innings on Oct. 2 in Houston's 6-4 win that clinched the club's second consecutive Wild Card berth...became the first Astro to post back-to-back 20-win seasons since Joe Niekro in 1979-80...named to his first National League All Star team...named to the ballot via fan balloting on MLB.COM...ranked third in the National League in wins...tied for the NL lead in starts with a team best 35...finished fourth in the National League with 25 quality starts...had a career-best 10-game winning streak at Minute Maid Park snapped on Aug. 17...the streak was from April 10 July 26 and was the longest individual winning streak in the history of the stadium...posted 12 wins after the All-Star Game, the most second-half wins in the NL...also recorded his first career 20-win season (20-10, 3.49 ERA)...did not record a decision for the first time in 2005 and the first time in 26 starts on July 31 vs. NYM in Houston's loss...threw a two-hit shutout on June 12 vs. TOR...threw 88 pitches, the second-lowest total for a nine-inning complete game in 2005 (Silva, MIN, 74)...lost 7-3 vs. STL on Opening Day, April 5, at Minute Maid Park.

2004 Posted 20 wins on the season, becoming the only pitcher in the National League to win 20 games and just the third in MLB (also Curt Schilling, 21 BOS and Johan Santana, 20 MIN)...tied for the NL lead in starts (35)...tied for third in innings (237.0) and sixth in strikeouts (206)... finished third in NL Cy Young Award voting with 19 total points, behind Roger Clemens (140 points) and Randy Johnson (97)...his 20-win campaign marked the eighth 20-win season in Houston franchise history and the first since Mike Hampton (22-4, and Jose Lima (21-10) in 1999...tossed 237.0 innings on the season and teammate Roger Clemens had 214.1 IP, making 2004 the first time the Astros had two pitchers throw at least 200 innings since 1999 (Jose Lima 246.1, Mike Hampton, 239, Shane Reynolds, 239.1)...won 11 of his last 13 decisions...joined Roger Clemens as the first pair of Astros teammates to strike out 200-plus in a season since Darryl Kile and Shane Reynolds in 1997...made three postseason starts and one relief appearance, going 1-0 with a 4.19 ERA...did not record a decision in Game 4 of the NLCS vs. St. Louis after five runs on eight hits over 6.0 innings in Houston's 6-5 win...notched the win in Game 5 of the NLDS vs. Atlanta to send Houston to the NLCS and record its first postseason series win...allowed two runs on seven hits over five innings on three days of rest in the Astros 12-3 win...received no decision in Game 2 of the NLDS after surrendering one run on eight hits over 6.1 innings...posted a 12-3 record after the All Star Game, the most wins in the NL in the second half...pitched a scoreless eighth inning and struck out two batters on Aug. 24 vs. PHI to earn his first win in relief since 2001...on Aug. 22 vs. CHC, tossed 2.2 innings and allowed five runs...earned, on four hits while walking three and striking out three before being ejected for hitting Michael Barrett... following the loss, the club finished the season 30-9...tossed 27.0 consecutive innings without walking a batter from June 17-22...ejected from the game for throwing objects on the field from the dugout following his removal from the mound...earned a no-decision in his second consecutive Opening Day assignment, a 5-4 loss vs. San Francisco.



OSWALT

2000 HOUSTON ASTROS

2003 Finished 10-5 with a 2.97 ERA (42ER/127 IIP) in 21 starts...recipient of the Darryl Kile Award for the 2003 season, presented to the individual who reflects the qualities of decency and character represented by the former Astros pitcher by the Houston chapter of the BBWAA. placed on the DL on July 30 with the right groin strain marked his third stint on the DL with the injury during the season started the game on June 11 and pitched one scoreless inning in Houston's six pitcher, combined no-hitter at the New York Yankees left the game while warming up in the second inning after re-injuring his right groin placed on the DL, retroactive to June 12...suffered a strained right groin on May 15 at Pittsburgh left the game after six innings suffered the injury while running the bases and slipping on second base following a double...placed on the Disabled List retroactive to May 16...won his first Opening Day start on April 1, beating Colorado at home.

2002 Named the Astros Pitcher of the Year by the Houston chapter of the BBWAA...led Houston with 19 wins (19-9 overall) while posting a 3.01 ERA (78ER 233IP) with 208 strikeouts and 61 walks...only member of Houston's opening rotation to avoid the disabled list in 2002 finished tied for fourth in the NL Cy Young Award voting became the first Houston pitcher to reach the 200-strikeout mark since Shane Reynolds in 1998 (209...won a then-club record nine consecutive starts (July 27 Sept. 8) until getting no decision in a 3-2 10-inning loss to St. Louis on Sept. 13 at home broke the record previously held by Joe Niekro (1979) and Jose Lima (1999)...posted a 1.35 ERA (11ER 73 IIP) over his career high, nine game winning streak (July 27 Sept. 8)...named National League's August Pitcher of the Month was 6-0 with a 1.22 ERA (6ER 44 IIP) over six starts...was the first Houston pitcher to go 6-0 in a month since the late Darryl Kile was 6-0 en route to earning NL Pitcher of the Month honors in July 1997 won his franchise-record ninth consecutive start in a 6-2 win at Los Angeles on Sept. 8 won at San Diego on Sept. 3 after a five game suspension from Major League Baseball (Aug. 29-Sept. 2) stemming from the Aug. 12 game at Wrigley Field...ejected in the seventh along with manager Jimmy Williams after Alex Gonzalez was hit by a pitch.

2001 One of the top rookie pitchers in baseball, finished with a 14-3 record and a 2.73 ERA, including a 12-2 mark with a 2.82 ERA (40ER 127 IIP) in 20 starts...named Astros Rookie of the Year by the Houston chapter of the BBWAA...also named to the TOPPS All-Rookie team and earned *Sporting News* NL Rookie Pitcher of the Year honors...did not allow a run over 24 consecutive innings (Aug. 30-Sept. 18)...led all rookies in ERA and winning percentage and ranked second to Cleveland's C.C. Sabathia in strikeouts and innings pitched...missed scheduled start on Sept. 23 because of strained right groin suffered the injury on Sept. 18 at SF in the Astros first game after six contests were postponed due to the Sept. 11 national tragedies...returned to starting rotation on Sept. 28 at CHC but was forced to leave after aggravating the injury in the fourth inning missed the remainder of the season...National League Co-Rookie of the Month was 4-0 with a 1.99 ERA (10ER 45 IIP) over six starts in August...fanned 12 on Sept. 9 vs. MIL becoming the first Houston rookie to fan 12 or more since J.R. Richard on Sept. 5 1971, at SF (15 strikeouts) became the third pitcher in the last 50 years (Allen Watson St. Louis, '93, Fernando Valenzuela Los Angeles, 81) to have his team win each of his first eight Major League starts (Elias Sports Bureau) was the first Major League rookie to begin 6-0 as a starter since L. van Hernandez started 9-0 for the Florida Marlins in 1997...2-1 with a 1.93 ERA (3ER 14IP) with seven walks and 14 strikeouts...eight appearances out of the bullpen after his recall from Triple A on May 4...reaching the Major Leagues for the first time recalled from Triple A New Orleans when left hander Wayne Franklin was optioned broke Jim Deshaies' single season franchise rookie record with his 13th victory on Sept. 4 at Cincinnati in a 7-1 win first Houston rookie to win 10-plus games since Deshaies (12-5) and Charley Kerfeld (11-2) in 1986...struck out 10 on Aug. 19 vs. PIT, becoming the first Houston rookie to fan 10 or more batters since Shane Reynolds punched out 11 on June 23, 1994 vs. PIT...after eight relief appearances, beat the Dodgers 2-1 in his first big league start on June 2 at home...retired 14 of the first 15 batters before a solo home run (Be. tre) in the fifth inning...notched his first Major League hit, a double...in the fifth inning...retired 18 of 20 batters faced overall...earned his first big league win on May 14 at CIN...made his big league debut on May 6 with one inning of relief at MON.



MINOR LEAGUES:

2000 Posted an 11-4 record for the Round Rock Express during the season before departing the club to join the eventual gold medal winning U.S. Olympic Team...had career highs in wins (15) games (27) starts (26), complete games (2) innings (175.0) and strikeouts (188) fanned 188 while issuing 33 walks...began the season at Class A Kissimmee and won four of six starts from April 17-May 20 before being promoted to Round Rock...was 3-1 at Kissimmee in April posting a 2.15 ERA (7ER 29 IIP) over five starts...won three straight times from April 17-27 allowing a combined three runs in 16.1 innings...despite starting the year with the Class A Cobras, led the Double A Texas League in ERA (1.94) and finished second with 11 wins and 141 strikeouts over 19 games and 18 starts...in his first Double A start after being promoted from Kissimmee pitched a complete-game five-hit shutout vs. San Antonio, fanning 15...posted a 1.38 ERA (2ER 13IP) over his two starts at the Sydney games with one win...1999 Tied for third in the Midwest League with a club high 13 wins...ranked fourth with 143 strikeouts...1998 Posted the New York Penn League's fourth lowest ERA (2.18) for Short Season...struck out 27 while walking only one in 16.0 innings of work for the Gulf Coast Astros...1997 Played for both the GCL and Short Season Auburn.

PERSONAL/MISCELLANEOUS

He and his wife Nicole make the offseason home in Weir, Miss., with their daughters Arlee Faith (Sept. 6, 2004) and Anslee Grace (Sept. 18, 2007) His graduating senior class in Weir, Mississippi, had approximately 30 students his hometown has a population of less than 600 his father Billy Oswalt started the baseball program in Weir when Roy was young his wife Nicole sang the National Anthem and God Bless America before Game 4 of the 2005 Division Series...during the 2005 World Series, Oswalt appeared on "The Late Show with David Letterman" to read the Top 10 List "Top 10 Perks of Getting to The World Series."



ROY EDWARD OSWALT

YEAR	CLUB	W-L	ERA	G	GS	CG	SHO	SV	IP	H	R	ER	HR	HB	BB	SO	WP	BK
1997	GCL Astros	1-1	0.64	5	5	0	0	0	28.1	25	7	2	2	0	7	28	0	0
	Auburn (A)	2-4	4.53	9	9	1	1	0	51.2	50	29	26	1	6	15	44	3	1
1998	GCL Astros	1 1	2.25	4	4	0	0	0	16.0	10	6	4	2	3	1	27	0	1
	Auburn (A)	4-5	2.18	11	11	0	0	0	70.1	49	24	17	3	3	31	67	2	1
1999	Michigan (A)	13-4	4.46	22	22	2	0	0	151.1	144	78	75	8	7	54	143	8	4
2000	Kissimmee (A)	4-3	2.98	8	8	0	0	0	45.1	52	15	15	1	1	11	47	0	1
	Round Rock (AA)	11-4	1.94	19	18	2	2	0	129.2	106	37	28	5	3	22	141	4	1
2001	New Orleans (AAA)	2-3	4.35	5	5	0	0	0	31.0	32	16	15	4	2	6	34	0	1
	HOUSTON	14-3	2.73	28	20	3	1	0	141.2	126	48	43	13	6	24	144	0	0
2002	HOUSTON	19-9	3.01	35	34	0	0	0	233.0	215	86	78	17	5	62	208	3	0
2003	HOUSTON	10-5	2.97	21	21	0	0	0	127.1	116	48	42	15	5	29	108	1	0
	New Orleans (AAA)#	0-0	3.00	1	1	0	0	0	3.0	3	1	1	0	0	0	2	1	0
2004	HOUSTON	*20 10	3.49	36	35	2	2	0	237.0	233	100	92	17	11	62	206	5	1
2005	HOUSTON	20 12	2.94	35	35	4	1	0	241.2	243	85	79	18	8	48	184	5	1
2006	HOUSTON	15-8	*2.98	33	32	2	0	0	220.2	220	76	73	18	6	38	166	1	1
2007	HOUSTON	14-7	3.18	33	32	1	0	0	212.0	221	80	75	14	7	60	154	1	1
2008	HOUSTON	17-10	3.54	32	32	3	2	0	208.2	199	89	82	23	10	47	165	1	0
MINOR LEAGUE TOTALS		38-25	3.13	84	83	5	3	0	526.2	471	213	183	26	25	147	533	18	10
MAJOR LEAGUE TOTALS		129-64	3.13	253	241	15	6	0	1622.0	1573	612	564	135	58	370	1335	17	4

Rehab assignment; * NL leader

ALL-STAR RECORD

YEAR	LEAGUE/SITE	W-L	ERA	G	GS	CG	SHO	SV	IP	H	R	ER	HR	HB	BB	SO	WP	BK
2005	NL/Detroit	0-0	18.00	1	0	0	0	0	1.0	2	2	2	0	0	1	1	0	0
2006	NL/Pittsburgh	0-0	0.00	1	0	0	0	0	1.0	0	0	0	0	0	0	1	0	0
2007	NL/San Francisco	-	-	-	-	-	-	-	-	-	-	-	-	-	-	-	-	-
TOTALS		0-0	9.00	2	0	0	0	0	2.0	2	2	2	0	0	1	2	0	0

DIVISION SERIES RECORD

YEAR	CLUB/OPP	W-L	ERA	G	GS	CG	SHO	SV	IP	H	R	ER	HR	HB	BB	SO	WP	BK
2004	HOJ/ATL	1-0	2.38	2	2	0	0	0	11.1	15	3	3	2	0	4	8	0	0
2005	HOU/ATL	1-0	3.68	1	1	0	0	0	7.1	6	3	3	0	1	2	7	0	0
TOTALS		2-0	2.89	3	3	0	0	0	18.2	21	6	6	2	1	6	15	0	0

LEAGUE CHAMPIONSHIP SERIES RECORD

YEAR	CLUB/OPP	W-L	ERA	G	GS	CG	SHO	SV	IP	H	R	ER	HR	HB	BB	SO	WP	BK
2004	HOU/STL	0-0	6.75	2	1	0	0	0	8.0	11	6	6	1	0	4	2	0	0
2005	HOU/STL	2-0	1.29	2	2	0	0	0	14.0	8	2	2	1	2	4	12	0	0
TOTALS		2-0	3.27	4	3	0	0	0	22.0	19	8	8	2	2	8	14	0	0

WORLD SERIES RECORD

YEAR	CLUB/OPP	W-L	ERA	G	GS	CG	SHO	SV	IP	H	R	ER	HR	HB	BB	SO	WP	BK
2005	HOJ/CWS	0-0	7.50	1	1	0	0	0	6.0	8	5	5	1	1	5	3	0	0

OSWALT CAREER TRANSACTIONS

- Selected by Houston in the 23rd round of the June 1996 draft.
- On suspended list, Aug. 29-Sept. 3, 2002.
- On Disabled List, May 16-31, 2003 (strained right groin).
- On Disabled List, June 12-July 7, 2003 (pulled right groin).
- On Disabled List, July 30-Sept. 8, 2003 (aggravated right groin strain).
- On Disabled List, June 6-13, 2006 (mid back sprain).
- On Disabled List, July 19-28, 2008 (left hip adductor strain).

OSWALT GAME HIGHS

Longest Winning Streak:

9 (2x) -- last, Aug. 23, 2006-April 17, 2007

Longest Losing Streak:

4 -- June 30-July 18, 2006

Strikeouts:

12 -- Sept. 9, 2001 vs. Milwaukee

Walks:

6 -- April 13, 2007 at Philadelphia

Innings (starter):

9 0 (13x) -- last, Sept. 11, 2008 vs. Pittsburgh

Innings (relief):

3.2 -- May 14, 2001 at Cincinnati

Low-Hit Game (CG):

1 -- Sept. 6, 2008 at Colorado

2009 HOUSTON ASTROS

OSWALT CAREER PITCHING BREAKDOWN

2008					Career					2008					Career						
W-L-S	ERA	G	IP	ER	TEAM	W-L-S	ERA	G	IP	ER	W-L-S	ERA	G	IP	ER	TEAM	W-L-S	ERA	G	IP	ER
17-10-0	3.54	32	208.2	82	Overall	129-64-0	3.13	2531	1622.0	564	-	-	-	-	-	Baltimore	1-0-0	1.29	1	7.0	1
1-0-0	0.00	1	8.0	0	Arizona	7-1-0	2.25	9	64.0	16	-	-	-	-	-	Chi White Sox	0-0-0	2.57	1	7.0	2
-	-	-	-	-	Atlanta	0-2-0	6.41	5	26.2	19	-	-	-	-	-	Kansas City	1-0-0	1.13	1	8.0	1
1-1-0	3.00	2	15.0	5	Ch. Cubs	12-11-0	3.88	26	160.0	69	-	-	-	-	-	Mjnosola	1-0-0	4.50	2	14.0	7
4-0-0	2.52	4	25.0	7	Cinc nati	23-1-0	2.47	28	182.0	50	0-1-0	4.76	1	5.2	3	N.Y Yankees	0-1-0	4.05	2	6.2	3
1-0-0	0.00	1	9.0	0	Colorado	6-1-0	1.84	9	63.2	13	-	-	-	-	-	Oakland	0-1-0	5.40	2	11.2	7
0-2-0	11.70	2	10.0	13	Florida	5-4-0	3.24	11	72.1	26	-	-	-	-	-	Seattle	1-0-0	3.55	2	12.2	5
1-0-0	1.50	1	6.0	1	L.A. Dodgers	5-3-0	3.63	8	44.2	18	1-0-0	2.35	1	7.2	2	Tampa Bay	1-0-0	2.35	1	7.2	2
2-0-0	2.77	2	13.0	4	Millwaukee	13-8-0	3.59	25	165.1	66	0-2-0	6.23	2	13.0	9	Texas	4-5-0	3.99	11	76.2	34
0-1-0	4.50	2	14.0	7	N.Y Mets	5-5-0	3.68	13	85.2	35	-	-	-	-	-	Toronto	1-0-0	0.00	1	9.0	0
1-0-0	4.15	2	13.0	6	Philadelphia	6-1-0	3.28	0	57.2	21	10-3-0	3.73	16	103.2	43	Home	72-22-0	2.68	124	842.1	251
2-1-0	1.71	3	21.0	4	Pittsburgh	13-6-0	2.40	25	169.0	45	7-7-0	3.34	16	105.0	39	Road	57-42-0	3.61	129	779.2	313
0-1-0	4.15	2	13.0	6	St. Louis	9-8-0	2.90	25	164.2	53	3-2-0	2.66	6	40.2	12	Day	38-23-0	3.35	75	462.0	172
1-1-0	4.38	2	12.1	6	San Diego	8-2-0	2.62	13	75.2	22	14-8-0	3.75	26	168.0	70	Night	91-41-0	3.04	178	1160.0	392
2-0-0	3.60	2	15.0	6	San Francisco	4-5-0	3.98	12	74.2	33	16-10-0	3.58	31	201.0	80	Grass fields	127-63-0	3.12	249	1601.1	555
0-0-0	3.38	2	8.0	3	Washington	3-1-0	2.59	10	55.2	16	1-0-0	2.35	1	7.2	2	Artificial turf	2-1-0	3.92	4	20.2	9
0-1-0	5.06	1	5.1	3	March	0-1-0	5.06	1	5.1	3	7-8-0	4.56	19	116.1	59	Before All-Star	62-44-0	3.32	142	898.2	332
2-2-0	5.87	5	30.2	20	April	19-12-0	3.40	39	267.0	101	10-2-0	2.24	13	92.1	23	After All-Star	67-20-0	2.89	111	723.1	232
2-2-0	5.18	6	40.0	23	May	14-17-0	3.44	47	274.2	105	17-10-0	3.54	32	208.2	82	Starter	126-62-0	3.14	241	1604.2	560
3-3-0	2.97	6	39.1	13	June	21-10-0	3.18	40	263.0	93	-	-	-	-	Relief	3-2-0	2.08	12	17.1	4	
1-0-0	6.00	2	6.0	4	July	21-10-0	3.67	42	250.1	102	-	-	-	-	-	-	-	-	-	-	
4-1-0	2.51	6	43.0	12	August	26-6-0	2.59	40	267.2	77	-	-	-	-	-	-	-	-	-	-	
5-1-0	1.42	6	44.1	7	September	26-8-0	2.50	42	281.0	78	-	-	-	-	-	-	-	-	-	-	
-	-	-	-	-	October	2-0-0	3.46	2	13.0	5	-	-	-	-	-	-	-	-	-	-	

OSWALT CAREER PITCHING BREAKDOWN BY BALLPARK

W-L-S	ERA	G	IP	ER	W-L-S	ERA	G	IP	ER		
AT&T Park	2-5-0	4.96	8	45.1	25	PNC Park	6-4-0	2.58	13	80.1	23
Busch Stadium	1-1-0	1.83	5	34.1	7	Qualcomm Stadium	1-0-0	1.13	2	8.0	1
Busch Stadium I	3-1-0	2.31	6	39.0	10	RFK Stadium	1-0-0	0.59	3	15.1	1
Chase Field	1-1-0	5.21	3	19.0	11	Shea Stadium	2-4-0	4.00	7	45.0	20
Cnergy Field	4-0-0	1.42	5	31.2	5	Turner Field	0-1-0	7.32	4	19.2	16
Citizens Bank Park	4-0-0	2.60	4	27.2	8	Veterans Stadium	0-1-0	4.50	1	6.0	3
Coors Field	3-0-0	2.17	4	29.0	7	Wrigley Field	6-5-0	4.83	13	76.1	41
Dodger Stadium	2-3-0	5.13	5	26.1	15	Metrodome	1-0-0	4.50	1	6.0	3
Dolph n Stadium	2-3-0	3.46	6	39.0	15	Kauffman Stadium	1-0-0	1.13	1	8.0	1
Great American Ball Park	7-1-0	3.25	8	52.2	19	McAfee Coliseum	0-1-0	6.35	1	5.2	4
Miller Park	5-6-0	5.19	13	76.1	44	Rangers Ballpark	2-4-0	3.94	7	7.0	7
Minute Maid Park	72-22-0	2.68	124	842.1	251	Tropicana Field	1-0-0	2.35	1	7.2	2
Natronas Park	0-0-0	0.00	1	1.0	0	J.S. Cellular Field	0-0-0	2.57	1	7.0	2
Olympic Stadium	0-0-0	9.00	1	1.0	1	Yankee Stadium	0-0-0	0.00	1	1.0	0
PETCO Park	2-1-0	3.09	4	23.1	8						

OSWALT CAREER FIELDING

YEAR	POSITION	PCT	G	PO	A	E	TC	DP
2001	Pitcher	.971	28	19	15	1	35	1
2002	Pitcher	.981	35	13	38	1	52	3
2003	Pitcher	1.000	21	10	13	0	23	1
2004	Pitcher	.939	36	14	32	3	49	3
2005	Pitcher	1.000	35	19	31	0	50	2
2006	Pitcher	.977	33	15	28	1	44	4
2007	Pitcher	1.000	33	20	36	0	56	3
2008	Pitcher	1.000	32	24	30	0	54	4
Totals	Pitcher	.983	253	134	223	6	363	21

OSWALT MAJOR LEAGUE BATTING

YEAR	CLUB	AVG.	G	AB	R	H	2B	3B	HR	RBI	SH	SF	HB	BB	SO	SB	CS	E
2001	Houston	.191	28	47	3	9	1	0	0	3	3	0	0	1	12	0	0	1
2002	Houston	.130	35	77	5	10	2	0	0	4	7	0	1	4	26	0	0	1
2003	Houston	.179	21	39	4	7	1	0	0	0	7	0	0	2	15	0	0	0
2004	Houston	.141	36	71	1	10	1	0	0	6	13	1	1	3	16	0	0	3
2005	Houston	.178	35	73	1	13	0	0	0	2	7	0	1	2	19	0	0	0
2006	Houston	.152	35	66	3	10	1	0	1	8	20	0	0	4	15	0	0	1
2007	Houston	.125	33	64	2	8	1	0	0	0	3	11	0	1	3	21	0	0
2008	Houston	.214	32	70	3	15	0	0	0	5	5	0	0	0	18	0	0	0
TOTAL		.162	255	507	22	82	7	0	1	31	73	1	4	19	142	0	0	6



LOU PALMISANO

59

Bats/Throws: Right/Right

Height/Weight: 6-0/200

Born: 9/16/82 in Utica, NY

Resides: Fort Lauderdale, FL

Opening Day Age: 26

ML Service: 0.000

Contract Status: Signed through 2009

Acquired: From Baltimore in exchange for cash considerations on Dec. 11, 2008.



PALMISANO

CAREER HIGHLIGHTS

- ★ Has played in six minor league seasons in the Milwaukee organization, compiling a .277 (498x1799) batting average with 35 home runs and 266 RBI.
- ★ Added to the Brewers 40-man roster following his 2007 season with Huntsville...was a Southern League All-Star and was named as the Best Defensive Catcher in the organization for the third consecutive season (2006-08) by *Baseball America*.
- ★ Was a Florida State League All-Star in 2005 and a Midwest League All-Star in 2004.
- ★ Was named the Pioneer League's Most Valuable Player in 2003 after leading the league with a .391 average...was a Pioneer League All-Star...following the year, was named to *Baseball America's* Shortseason All-Star Team.

10 SEASONS Astros NOTES 10 SEASONS

★ Attended St. Thomas Aquinas HS (NY) where he graduated in 2001 and won a state championship in baseball...played collegiately from 2002-05 at Broward Community College where he graduated with a business degree...Drafted by Baltimore in the third round of the 2003 First-Year Player Draft...signed by Brewers scout Larry Pardo.

★ Was named the Best Defensive Catcher in the Brewers organization after the 2006 season.

★ Selected by Baltimore from Milwaukee in the 2008 Rule V Draft and later traded to Houston that day...if he does not make the major 25-man roster following Spring Training, he must be offered back to Milwaukee.

MINOR LEAGUES:

2008. Missed most of the 2008 season while recovering from injury...returned to action in August and appeared in games for the Arizona League Brewers (R), Brevard County (A), Mesa and Peoria in the Arizona Fall League...between the four clubs, combined to hit .320 (47x147) with four home runs and 18 RBI in 43 games...hit .370 (17x46) with two home runs and nine RBI in 16 games in the Arizona Fall League...2007 Hit .256 (90x351) with 11 home runs and 63 RBI in 103 games at Double A Huntsville...was a Southern League All-Star...played for Mesa in the Arizona Fall League...following the season was added to the Brewers 40-man roster and named by *Baseball America* as the Best Defensive Catcher in the organization...2006: Hit .241 (80x332) with four home runs and 37 RBI in 99 games at Double A Huntsville...following the season was rated as the Best Defensive Catcher in the organization by *Baseball America*...2005: Hit .255 (110x432) with five home runs and 49 RBI in 188 games with Class A Brevard County...was a Florida State League All-Star...following the season was rated as the Best Defensive Catcher in the organization by *Baseball America*...2004: Hit .293 (120x409) with seven home runs and 65 RBI in 113 games with Class A Beloit...was a Midwest League All-Star...2003: Spent his first professional season at Rookie Helena, where he hit .391 (68x174) with six home runs and 43 RBI in 47 games...was named the Pioneer League's Most Valuable Player as his .391 average led the league...was a Pioneer League All-Star...following the year, was named to *Baseball America's* Shortseason All-Star Team.

LOUIS RICHARD PALMISANO

YEAR	CLUB	AVG	G	AB	R	H	2B	3B	HR	RBI	SH	SF	HP	BB	SO	SB	CS	E
2003	Helena (R)	.391	47	174	32	68	13	2	6	43	0	4	7	18	29	13	2	7
2004	Beloit (A)	.293	113	409	59	120	22	3	7	65	1	2	9	43	93	3	2	6
2005	Brevard County (A)	.255	118	432	47	110	16	7	5	49	1	3	5	34	65	3	1	4
2006	Huntsville (AA)	.241	99	332	39	80	17	1	4	37	8	3	2	48	65	2	0	5
2007	Huntsville (AA)	.256	103	351	49	90	22	1	11	63	0	5	8	57	80	8	2	4
2008	AZL Brewers (R)	.276	8	29	4	8	2	1	0	1	0	0	0	5	4	1	0	0
	Brevard County (A)	.306	19	72	8	22	2	0	2	8	0	0	2	5	11	0	1	0
MINOR LEAGUE TOTALS		.277	507	1799	238	498	94	15	35	266	10	17	33	210	347	30	8	26

PALMISANO CAREER TRANSACTIONS

- Selected by Milwaukee in the 3rd round of the June 2003 draft.
- Acquired by Baltimore from Milwaukee in the 2008 Major League Rule V Draft on Dec. 11, 2008
- Acquired by Houston from Baltimore in exchange for cash considerations on Dec. 11, 2008.



FELIPE PAULINO

52

Bats/Throws: Right/Right

Height/Weight: 6-2/180

Born: 10/5/83 in Santo Domingo, DR

Resides: Los Teques, VZ

Opening Day Age: 25

ML Service: 1.027

Contract Status: Signed through 2009.

Acquired: Signed as a non-drafted free agent on July 2, 2001.

RHP

CAREER HIGHLIGHTS

- ★ Missed the entire 2008 season while recovering from a pinched nerve in his right arm...made one rehab appearance with Round Rock and reaggravated the injury.
- ★ Rated as the No. 2 prospect in the Astros organization by *Baseball America* heading into the 2008 season...also tabbed by BA as having the best fastball among Astros prospects...marked his third consecutive season to receive that distinction (2006-08).
- ★ Made five appearances, including three starts, for the Astros in 2007...earned his first career win on Sept. 25, 2007 at CIN.
- ★ Finished fourth in the Carolina League in 2006 in wins (nine) and fifth in games started (26).
- ★ Placed on the Astros 40-man roster following the 2005 season

2008: Did not make a Major League appearance while recovering from a pinched nerve in his right arm...attended his third Major League Spring Training and pitched in two games (one start), allowing four earned runs in 5.0 innings (7.20 ERA) . did not make his next appearance until Aug. 5 in a rehab assignment with Round Rock . reaggravated the injury and did not make another appearance in 2008.

2007: Went 2-1 with a 7.11 ERA (15ER/19.0IP) and 11 strikeouts in five appearances (three starts) with the Astros in 2007... recorded his first Major League win on Sept. 25 at CIN.. made his first career Major League start on Sept. 18 vs MIL. made his Major League debut on Sept. 5 at MIL. recalled from Round Rock on Sept. 4 .was his first appearance on a Major League active roster . spent the season at Double A Corpus Christi and finished 6-9 with a 3.62 ERA (45ER/112IP, 4th in TL) in 22 games (21 starts)...ranked fourth in the TL in ERA and fifth in strikeouts (110)

MINOR LEAGUES:

2006. Appeared in 27 games (26 starts) for Single A Salem and went 9-7 with a 4.35 ERA .established minor league career highs in wins (9), games (27), Innings pitched (126.1), and strikeouts (91) .finished the season by winning each of his final four starts, posting a 4-0 record with a 2.08 ERA in that span...2005 Made 13 appearances (two starts) at Short Season Class A Tri-City .posted a 2-2 mark with a 3.82 ERA and 34 strikeouts for the ValleyCats .rated as the No. 7 top prospect in the Astros organization and as possessing the best fastball among Astros prospects by *Baseball America* . 2004 Made 10 starts at Rookie League Greeneville. 2003 Made five appearances for the Venezuelan Summer League Astros before joining Rookie League Martinsville...posted a 2-2 mark with a 5.61 ERA in 16 games for the Astros...2002. Posted a 1.29 ERA in his first professional stint in the Venezuelan Summer League.

PERSONAL/MISCELLANEOUS

Makes his offseason home in Los Teques, Miranda, Venezuela with his wife Paola.

10 SEASONS *Astros* NOTES 10 SEASONS

- ★ Although born in the Dominican Republic, Paulino is a product of the Astros Venezuelan Academy...he was originally signed as a shortstop by the Astros scouts Andres Reiner and Omar Lopez.
- ★ Was named the No. 7 prospect in the Astros organization by *Baseball America* prior to the 2005 season...was the Astros No. 2 prospect prior to 2004.
- ★ Added to the Astros 40-man roster following the 2005 season...the 2009 season is his third option year.



FELIPE ADOLFO PAULINO DEL GUIDICE

YEAR	CLUB	W-L	ERA	G	GS	CG	SHD	SV	IP	H	R	ER	HR	HB	BB	SO	WP	BK
2002	Venoco (R)	0-0	1.29	4	0	0	0	0	7.0	4	1	1	1	3	6	4	2	0
2003	Venoco (R)	1-0	5.59	5	0	0	0	0	9.2	6	6	6	0	4	12	13	5	0
	Martinsville (R)	2-2	5.61	16	0	0	0	1	25.2	23	20	16	0	8	19	27	8	0
2004	Greeneville (R)	1-3	7.59	10	10	0	0	0	32.0	30	30	27	4	4	22	37	6	0
2005	Tri-City (A)	2-2	3.82	13	2	0	0	1	30.2	21	15	13	2	3	11	34	8	0
	Lexington (A)	1-1	1.85	7	5	0	0	0	24.1	21	8	5	2	0	6	30	2	0
2006	Salem (A)	9-7	4.35	27	26	0	0	0	126.1	119	67	61	13	7	59	91	9	0
2007	Corpus Christi (AA)	6-9	3.62	22	21	0	0	0	112.0	103	55	45	6	3	49	110	7	1
	HOUSTON	2-1	7.11	5	3	0	0	0	19.0	22	15	15	5	0	7	11	1	0
2008	Round Rock (AAA) #	0-0	0.00	1	0	0	0	0	0.2	1	0	0	0	0	1	1	0	0
MINOR LEAGUE TOTALS		22-24	4.25	105	64	0	0	2	368.1	328	202	174	28	32	185	347	47	1
MAJOR LEAGUE TOTALS		2-1	7.11	5	3	0	0	0	19.0	22	15	15	5	0	7	11	1	0

Rehab Assignment

PAULINO CAREER HIGHS

- Signed by Houston as a non-drafted free agent on July 2, 2001

PAULINO CAREER HIGHS

Longest Winning Streak:	2 – September 25-30, 2007
Longest Losing Streak:	1 – September 18, 2007
Strikeouts:	3 (2x) – last, September 30, 2007 vs. Atlanta
Walks:	3 – September 30, 2007 vs. Atlanta
Innings (Starter):	6.0 – September 30, 2007 vs. Atlanta
Innings (Relief):	3.0 – September 5, 2007 vs. Milwaukee
Low-Hit Game CG:	no Major League complete games

PAULINO CAREER PITCHING BREAKDOWN

2008				Career				2008				Career			
W-L-S	ERA	G	IP	TEAM	W-L-S	ERA	G	IP	TEAM	W-L-S	ERA	G	IP	TEAM	
-	-	-	-	Overall	2-1-0	7.11	5	19.0	15	-	-	-	-	Home	
-	-	-	-	Atlanta	1-0-0	0.00	1	6.0	0	-	-	-	-	Road	
-	-	-	-	Cincinnati	0-0	15.00	1	3.0	5	-	-	-	-	Day	
-	-	-	-	Milwaukee	0-1-0	12.86	2	7.0	0	-	-	-	-	Night	
-	-	-	-	Pittsburgh	0-0-0	0.00	1	1.0	0	-	-	-	-	Class	
-	-	-	-	September	2-1-0	7.11	5	19.0	15	-	-	-	-	Post ASG	
-	-	-	-							-	-	-	-	Starter	
-	-	-	-							-	-	-	-	Relief	

PAULINO CAREER PITCHING BREAKDOWN BY BALLPARK

BALLPARK	W-L-S	ERA	G	IP	ER	BALLPARK	W-L-S	ERA	G	IP	ER
Great American	1-0-0	9.00	1	5.0	5	Minute Maid Park	1-1-0	4.09	3	11.0	5
Miller Park	0-0-0	15.00	1	3.0	5						

PAULINO CAREER FIELDING

Year	Position	PCT.	G	PO	A	E	TC	DP
2007	Pitcher	1.000	5	4	1	0	5	0

PAULINO MAJOR LEAGUE BATTING

YEAR	CLUB	AVG.	G	AB	R	H	2B	3B	HR	RBI	SH	SF	HB	BB	SO	SB	CS	E
2007	Houston	.000	5	6	0	0	0	0	0	0	0	0	0	0	4	0	0	0



HUNTER PENCE

Bats/Throws: Right/Right

Height, Weight: 6-4/210

Born: 4/13/83 in Fort Worth, TX

Resides: Arlington, TX

Opening Day Age: 25

ML Service: 1.156

Contract Status: Signed through 2009

Acquired: Selected in the second round of the June 2004 draft.

OF

CAREER HIGHLIGHTS

- ★ Has hit 292 (307x1051) with 42 career home runs and 152 RBI in 265 career games played for Houston (2007-08).
- ★ In 2008, set career-highs in games (157), runs (78), hits (160), doubles (34), home runs (25), RBI (83) and walks (40)...recorded 30 doubles in back-to-back seasons.
- ★ In his first season in the Majors in 2007, he hit .322 (147x456) with 17 home runs and 11 stolen bases...was the fourth Houston rookie to amass double-digit totals in home runs (17) and steals (11)...his 17 home runs in 2007 were the third-highest rookie total in club history...his 246 total bases were the most for an Astro rookie since Joe Morgan's 251 in 1965.
- ★ Led the NL in hitting at the 2007 All Star Break (.342)...was the only rookie to lead either league in hitting at the Break since 1957, when classifications for rookies were established (Elias Sports Bureau).
- ★ Holds Houston franchise rookie records in extra-base hits (56) and doubles (30)...both rookie records were previously held by Lance Berkman (2000) and Luis Gonzalez (1991)...his .539 slugging percentage and .322 batting average ranks first among Houston rookies all-time.
- ★ In 2007, ranked among NL rookie leaders in hitting (5th-.322), home runs (7th-17), RBI (4th-69), hits (2nd-147), doubles (2nd-30), runs (5th-57), slugging (.3rd-.539), multi-hit games (3rd-46) and on-base percentage (6th-.360)...led all MLB rookies in triples (9).
- ★ Named NL Rookie of the Month for May of 2007 (.343, 19 RBI, 16 extra-base hits, four HR, club-rookie record 37 hits) and NL Co-Player of the Week from May 14-20.
- ★ His first career home run was a grand slam on May 5, 2007 at St. Louis, making him the 14th player since 2000 to hit a grand slam for his first MLB home run.
- ★ Played for the U.S. Team in the MLB All-Star Futures Game at PNC Park in Pittsburgh in 2006...he started in right field and went 1x3 with an RBI-single in the 8-5 win vs. the World Futures.

2008: Hit .269 (160x595) with 25 homers and 83 RBI in 157 games...tied with LA's Matt Kemp for the National League lead in outfield assists with 16...16 outfield assists are tied for the third-highest in club history in a single season with Jose Cruz, 1980; Billy Hatcher, 1987, and Derek Bell, 1996...ranked second in the National League and fourth in the Majors with 37 infield hits, trailing only Colorado's Willy Taveras (38) for the NL lead...the Astros went 37-18 when he drove in at least one run and 18-2 when he drove in two-or-more runs...the club is 27-11 all-time when he homers, including a 15-7 record in 2008...tied for second in the NL and third in the Majors with 16 game-winning RBI...tied for seventh in Astros history for game-winning RBI in a single season...recorded his fourth career multi-home run game and third in 2008 on Sept. 17 at FLA (also, May 2 vs. MIL and May 23 vs. PHI)...hit .346 in May with six home runs and 21 RBI...went 5x5 on May 27, marking a career-high in hits in a single game...recorded his second career grand slam on May 20 vs. CHL off Ryan Dempster...hit a game-winning, two-run, walk-off homer on May 4 vs. MIL in the 12th inning...his first eight home runs of the season were all hit at Minute Maid Park...hit .359 (23x64) with three homers, 14 RBI and 12 runs scored during a career-long 16 game hit streak from April 30-May 18...started in right field on March 31 at SD, his first career Opening Day start.

2007: In his first season in the Majors, he hit .322 (147x456) with 69 RBI, 30 doubles, nine triples and 17 home runs in 108 games...he also stole 11 bases and scored 57 runs...was the fourth Houston rookie to amass double-digit totals in home runs (17) and stolen bases (11)...his 17 home runs in 2007 were the 3rd-highest rookie total in club history...his 246 total bases are the most for an Astro rookie since Joe Morgan's 251 in 1965...led the NL in hitting at the All-Star Break (.342)...is the only rookie to lead either league in hitting at the Break since 1957 when classifications for rookies were established (Elias Sports Bureau)...set franchise rookie records in extra-base hits (56) and doubles (30)...both rookie records were previously held by Lance Berkman (2000) and Luis Gonzalez (1991)...69 RBI, ranked tied for second among all Astros rookies, 13 behind first-place Jeff Bagwell (1991)...his .539 slugging percentage and

10 YEARS Astros NOTES 10 YEARS

- ★ Attended the University of Texas-Arlington and played two seasons (2003-04) for the Mavericks...hit .395 with eight home runs and 35 RBI...his junior season before being drafted by Houston...signed by Astros scout Buckle Hoedergang.
- ★ Received the Oscar K. "Doc" Gray Award for 2007...named Astros Rookie of the Year by the Houston chapter of the MWAA in 2007.
- ★ In 2007, named NL Rookie of the Month for May (.343, 19 RBI, 16 extra-base hits, four HR, club-rookie record 37 hits) and NL Co-Player of the Week from May 14-20.
- ★ Signed to a one-year contract that runs through the 2009 season...under club control through the 2012 season.




.322 batting average ranks first among Houston rookies all-time...ranked among NL rookie leaders in: hitting (5th: .322), home runs (16th: 17), RB (4th: 69), hits (2nd: 147), doubles (2nd: 30), runs (5th: 57), slugging (3rd: .539), multi-hit games (3rd: 46) and on-base percentage (6th: .360) . led all MLB rookies in triples (9)...started 95 games in center field and 13 in right field...hit 368 in 14 games as a leadoff hitter (21x57)...missed 27 games from July 23-Aug. 21 with a right wrist capsular sprain with a small chip fracture... before being placed on the Disabled List, he led all MLB rookies in extra-base hits, doubles, triples, and total bases...also led all NL rookies in hits, RBI, and multi-hit games (31) while ranking second in hitting and slugging...hit his first career walk-off home run in the 13th inning on July 3 vs. PHI (3x6)...homered in three consecutive games from July 2-4, tying the club rookie record...named NL Rookie of the Month for May (.343, 19 RBI, 16 extra-base hits, four HR, club-rookie record 37 hits) and NL Co-Player of the Week from May 14-20...had hits in seven consecutive at-bats from May 15-16, one shy of the club record...hit his first career home run, a grand slam on May 5 at STL... became the 14th player since 2000 to hit a grand slam for his first MLB home run...1x3 on April 28 in his Major League debut...contract was purchased from Triple A Round Rock on April 27...hit .341 (29x85) with three home runs, 10 doubles and 19 RBI in 22 games for the Express...hit safely in eight of his last nine games with the Express, including five multi-hit games in that span.

MINOR LEAGUES:

2006: Hit .283 with 28 home runs and 17 stolen bases in his first full season at Double A Corpus Christi...led the Hooks in home runs, RBI (95) and runs (97)... finished second on the team with 17 stolen bases...represented the Hooks at the Futures Game in Pittsburgh and the TL All Star Game...named TL Player of the Week for the week of May 8-14...hit safely in five of six games during the week, while smashing five home runs with 11 RBI...hit two home runs on May 10 at Arkansas...ranked seventh among all TL players with a .387 average (12x31) in the playoffs...was the TL postseason leader in RBI with nine...rated as the No. 6 prospect in the Houston organization by Baseball America heading into the season...**2005:** Began the season at Lexington, where he earned SAL Rookie of the Year honors, hitting .338 (102x302) with 25 home runs and 60 RBI in 80 games...ranked fourth in the league in home runs...named Lexington's team MVP...earned SAL All-Star and Postseason All Star honors...was a two-time SAL Player of the Week, receiving the honor for the weeks of May 9-15 and May 30-June 5...promoted to Class A Salem on July 26, where he finished the season with a .305 average, six home runs and 30 RBI...**2004:** Hit .296 with eight home runs and 37 RBI in his first pro season at Class A Tri-City...led Tri-City and ranked second in the New York-Penn League with a .518 slugging percentage... finished fourth in the league in extra-base hits (27) and fifth in doubles (18)...named Tri-City Defensive Player of the Month in August.

PERSONAL/MISCELLANEOUS

Makes his offseason home in Houston, Texas...attended the University of Texas-Arlington, where he majored in finance...played his freshman year at Texarkana Junior College, hitting .395 with 12 homers and 33 stolen bases...earned All-Conference Region XIV honors at TJC...named to the Dean's List...played three sports, baseball, football and track, at Arlington High School, where he graduated in 2001...named Offensive MVP for District 8-5A...earned All-Dallas/Ft. Worth Area Team honors...originally drafted by the Brewers in the 40th round of the 2002 June draft



PENCE

HUNTER ANDREW PENCE

YEAR	CLUB	AVG.	G	AB	R	H	2B	3B	HR	RBI	SH	SF	HB	BB	SO	SB	CS	E
2004	Tri-City (A)	.296	51	199	36	59	18	1	8	37	0	2	1	23	30	3	5	-
2005	Salem (A)	.305	41	151	24	46	8	1	6	30	0	2	0	18	37	1	2	0
	Lexington (A)	.338	80	302	59	102	14	3	25	60	0	0	1	38	53	8	3	1
2006	Corpus Christi (AA)	.283	136	523	97	148	31	8	28	95	1	5	3	60	109	17	4	9
2007	HOUSTON	.322	108	456	57	147	30	9	17	69	0	1	1	26	95	11	5	6
	Round Rock (AAA)	.326	25	95	17	31	11	1	3	21	0	1	0	10	15	2	0	0
2008	HOUSTON	.269	157	595	78	160	34	4	25	83	0	3	4	40	124	11	10	1
MINOR LEAGUE TOTALS		.304	333	1270	233	386	82	14	70	243	1	10	5	149	244	31	14	10
MAJOR LEAGUE TOTALS		.292	265	1051	135	307	64	13	42	152	0	4	5	66	219	22	15	7

PENCE CAREER TRANSACTIONS

- Selected by Houston in the second round of the June 2004 draft.
- On Disabled List, July 14-Aug. 21, 2007 (right wrist sprain).

2009 HOUSTON ASTROS

PENCE CAREER HIGHS

Hits: 5 May 27, 2008 at St. Louis
Home Runs: 2 (4x) -- last, Sept. 17, 2008 at Florida
RBI: 5 Aug. 31, 2007 at Chicago
Stolen Bases: 1 (11x) -- last, Sept. 19, 2007 vs. Milwaukee
Longest Hitting Streak: 9 -- July 1-13, 2007
Career Grand Slams (2): May 20, 2008 vs. Chicago (Dempster)
 May 5, 2007 at St. Louis (Dove)

PENCE CAREER BATTING BREAKDOWN

2008					Career					302	86	26	5	14	September	309	88	58	8	31	
AVG	AB	H	HR	RBI	SPLIT	AVG	AB	H	HR	RBI	AVG	AB	H	HR	RBI	SPLIT	AVG	AB	H	HR	RBI
.269	595	160	25	83	Overall	.292	1051	307	42	152	.182	11	2	1	1	Baltimore	.182	11	2	1	1
.229	70	16	2	6	Interleague	.296	143	42	5	18	.273	11	3	0	0	Boston	.273	11	3	0	0
150	20	3	0	3	Arizona	.319	47	15	1	9	-	-	-	-	-	Chi. White Sox	.250	4	1	0	0
.240	25	6	1	2	Atlanta	.243	37	9	1	3	-	-	-	-	-	L.A. Angels	.467	15	7	2	5
.297	64	19	1	7	Chi. Cubs	.291	103	30	3	16	167	12	2	0	0	N.Y. Yankees	.167	12	2	0	0
.293	58	17	4	12	Cincinnati	.286	105	30	6	21	-	-	-	-	-	Oakland	.267	15	4	0	1
.364	22	8	1	3	Colorado	.327	55	18	1	5	-	-	-	-	-	Seattle	.267	15	4	0	3
.167	18	3	2	2	Florida	.167	18	3	2	2	.250	12	3	1	1	Tampa Bay	.250	12	3	1	1
.304	23	7	0	4	L.A. Dodgers	.304	23	7	0	4	.250	24	6	0	4	Texas	.333	48	16	1	7
.207	58	12	4	7	Milwaukee	.268	97	26	4	12	.259	294	76	14	46	Horne	.294	541	159	21	80
.300	20	6	1	3	N.Y. Mets	.255	55	14	1	5	.279	301	84	11	37	Road	.290	510	148	21	72
.238	21	5	2	3	Philadelphia	.324	37	12	5	7	.247	158	39	3	12	Day	.285	288	82	8	35
.250	64	16	2	11	Pittsburgh	.235	102	24	2	12	.277	437	121	22	71	Night	.295	763	225	34	117
.339	56	19	2	9	St. Louis	.350	103	36	5	21	.263	357	94	12	46	Before All-Star	.297	632	188	23	88
.269	26	7	1	4	San Diego	.269	26	7	1	4	.277	238	66	13	37	After All-Star	.284	419	119	19	64
.321	28	9	1	2	San Francisco	.380	50	19	3	6	.250	152	38	7	19	vs. Left-handers	.291	251	73	11	35
.318	22	7	1	5	Washington	.300	50	15	2	7	.275	443	122	18	64	vs. Right-handers	.293	800	234	31	117
.000	4	0	0	0	March	.000	4	0	0	0	.277	159	44	7	58	Scoring Position	.299	271	81	12	107
.260	96	25	1	10	April	.272	103	28	1	10	188	16	3	1	9	Bases Full	.296	27	8	2	20
.346	104	36	6	21	May	.344	212	73	10	40	500	2	1	0	0	Pinch Hitter	.500	2	1	0	0
.200	100	20	3	9	June	.261	218	57	7	25											
.294	102	30	4	13	July	.309	181	56	8	23											
.223	103	23	6	16	August	.241	145	35	8	23											

PENCE CAREER BATTING BREAKDOWN BY BALLPARK

BALLPARK	AVG	AB	H	HR	RBI	BALLPARK	AVG	AB	H	HR	RBI
AT&T Park	.308	26	8	0	1	PETCO Park	.222	18	4	0	1
Busch Stadium	.267	45	12	2	9	PNC Park	.267	45	12	1	7
Chase Field	.400	25	10	0	4	RFK Stadium	.286	14	4	1	1
Citizens Bank Park	.000	6	0	0	1	Shea Stadium	.167	24	4	1	2
Coors Field	.280	25	7	1	3	Turner Field	.267	15	4	0	0
Dodger Stadium	.571	7	4	0	3	Wrigley Field	.270	63	17	2	8
Dolphin Stadium	.182	11	2	2	2	Angel Stadium of Anaheim	.467	15	7	2	5
Great American Ball Park	.333	51	17	4	13	Camden Yards	.182	11	2	1	1
Miller Park	.274	62	17	1	4	Rangers Ballpark	.360	25	9	1	3
Minute Maid Park	.297	536	159	21	80	Tropicana Field	.250	12	3	1	1
Nationals Park	.364	11	4	1	3	L.S. Cellular Field	.250	4	1	0	0

LEADOFF HR PINCH-KIT HR WALK-OFF HR

No.	Date	Opp.	Pitcher	No.	Date	Opp.	Pitcher	No.	Date	Opp.	Pitcher
none				none				1	7/03/07	PHI	Jose Mesa
								2	5/04/08	MIL	M. Stetter

PENCE CAREER FIELDING

Year	Position	PCT.	G	PO	A	E	TC	DP
2007	Outfield	.98	108	296	6	6	308	0
2008	Outfield	.997	156	340	16	1	357	4
Total		.989	264	636	22	7	665	4



HUMBERTO QUINTERO 55

Bats/Throws: Right/Right **Height/Weight:** 5-9/215
Born: 8/2/79 in Maracaibo, VZ **Resides:** Maracaibo, VZ
Opening Day Age: 29 **ML Service:** 2.141
Contract Status: Signed through 2009
Acquired: From San Diego in exchange for RHP Tim Redding on March 28, 2005.



QUINTERO

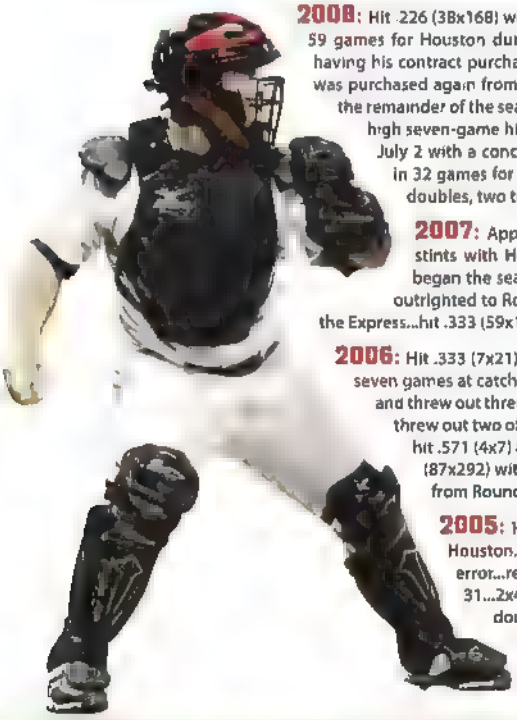
CAREER HIGHLIGHTS

- ★ Has spent parts of six seasons in the big leagues with San Diego (2003-04) and Houston (2005-08)...owns a .230 (90x391) career average.
- ★ Has a .994 career fielding pct...has thrown out 17 of 59 attempted base stealers (71.2 stolen base pct)...has picked off four baserunners in his career.
- Set career highs during 2008 in games (59), at-bats (168), runs scored (16), hits (38), doubles (6) and RBI (12)...his two home runs in 2008 tied his career high in homers, set in 2004.
- ★ Named a Southern League All-Star in 2003 while with Mobile (AA) after hitting .298 (115x386) with three home runs and 52 RBI.
- ★ Garnered a spot on the Midwest League All-Star team in 2001 while with the White Sox Single A Kannapolis affiliate.
- ★ Named the top defensive catcher in the Midwest League in 2000 by a Baseball America survey of league managers...the same publication also named him the top defensive catcher in Chicago's organization...gunned down a league-leading 41 percent (39 of 93) would-be basestealers...his defensive prowess earned him a reserve spot on the Midwest League All-Star team.

10 YEARS *Astros* NOTES 10 YEARS

★ A native of Venezuela, Quintero signed with Chicago (A+) as a 17-year-old, non-drafted free agent on July 16, 1997...signed by White Sox scout Mike Scobble and Hector Rlocones.

★ Applied his first year of arbitration requesting a one-year contract that runs through the 2009 season on Jan. 10, 2009...under club control through the 2011 season.



2008: Hit .226 (38x168) with two home runs and 12 RBI for Houston...played in a career-high 59 games for Houston during two stints. Started the season at Triple A Round Rock until having his contract purchased and playing in one game on April 17 (2x4, double)...contract was purchased again from Round Rock on June 5 and he remained with the big league club the remainder of the season...hit .346 (9x26) with a home run and three RBI during a career-high seven-game hitting streak from Aug. 6-14...placed on the 15-day Disabled List on July 2 with a concussion and missed 15 games...activated from the DL on July 22...in 32 games for the Round Rock Express, hit .237 (28x118) with three homers, two doubles, two triples, 18 RBI and 13 runs scored.

2007: Appeared in 29 games and hit .226 (12x53) with two doubles in two stints with Houston...contract was purchased from Round Rock on Sept. 4...began the season on the Astros 25-man roster and hit .237 (9x38) for the club...outrighted to Round Rock on June 10 after LHP Mark McLemore was recalled from the Express...hit .333 (59x177) with five home runs and 22 RBI in 53 games for the Express.

2006: Hit .333 (7x21) with two doubles and two RBI in 11 games for the Astros...started seven games at catcher and appeared in 10 overall at the position...committed no errors and threw out three of five attempted base stealers...hit safely in six of his seven starts...threw out two of three attempted base stealers on Sept. 1 vs. NYM (Reyes, Chavez)...hit .571 (4x7) agt nst left-handed pitchers...hit .389 (7x18) in September...hit .298 (87x292) with four HR and 37 RBI in 82 games for Triple A Round Rock...recalled from Round Rock on Aug. 27

2005: Hit .185 (10x54) with one home run and eight RBI in 18 games for Houston...played in 16 games at catcher (15 starts)...committed only one error...recalled from Round Rock on Sept. 6 after being optioned on Aug. 31...2x4 with a career-high four RBI on July 18 at PIT...hit a three-run double in the 4th...activated from the 15-day DL effective on July 16 (appendectomy)—missed 23 games...recalled from Triple A Round Rock on June 2...acquired from San Diego in exchange for RHP Tim Redding on March 28, 2005

2009 HOUSTON ASTROS

2004: Played the majority of the year at Triple A Portland, where he saw action in 68 games behind the plate...over three stints with the Padres hit .250 (18x72) in 23 games...hit safely in his first five games going 9x18 with a home run and three RBI...finished the season with the Padres where he appeared in the club's final two games of the season...posted a .360 average (9x25) vs. lefties, while hitting 191 (9x47) off right-handers...recalled for the second time on Aug. 18 when Miguel Ojeda was placed on the 15-day Disabled List and appeared in three games with the Padres...optioned back to Portland where he played in 16 games in August and September before a late season call-up...compiled a .317 average (82x259) over 68 games with Portland...finished strong with Portland hitting .324 in August and helped lead the Beavers to the postseason...recalled from Portland on June 21 when Ramon Hernandez was placed on the 15-day disabled list...made appearances in 18 games with the Padres before being optioned back to Portland on July 26.

2003: Spent the entire minor league season at Double A Mobile before having his contract purchased by the Padres on Sept. 2...appeared in 12 games for San Diego, going 5x23 (.217) with two RBI and a run scored...recorded his first career hit, in the pinch off Dennis Reyes, in his big league debut Sept. 3 vs. ARI...picked up his first career RBI with a run-scoring single off Kevin Correia Sept. 9 vs. SF...named a 2003 Southern League All-Star behind the plate and batted a team-leading .298 with 26 doubles, three homers and 52 RBI in 100 games with the BayBears...reached base safely in 20 consecutive games via a hit or walk June 24-July 20...went 4x5 with a double, homer and a season-best five RBI in a 12-10 setback to Chattanooga Aug. 25...promoted to San Diego five games later...threw out 38.5 percent of runners attempting to steal.

MINOR LEAGUES:

2002: Combined for a .225 batting average while playing for four teams at three levels in two organizations...hit .263 during a pair of stints in the Double A Southern League, playing for Birmingham and Mobile...advanced to Triple A for the first time and hit .220 in 15 games for Charlotte of the International League...**2001:** Played at three levels and reached Double A for the first time...garnered a spot on the Midwest League All-Star team while with the White Sox Single A Kannapolis affiliate...threw out 55 percent (26 of 47) of would-be basestealers to lead the South Atlantic League...played for Zulia in the Venezuelan Winter League...**2000:** Advanced to the White Sox Single A Burlington affiliate and hit .238 in 75 games...capped the season by hitting .393 in 15 Arizona Rookie League games for the Chicago Sox entry...named the top defensive catcher in the Midwest League in a Baseball America survey of league managers...the same publication also named him the top defensive catcher in Chicago's organization...gunned down a league-leading 41 percent (39 of 93) would-be basestealers...his defensive prowess earned him a reserve spot on the Midwest League All-Star team...**1999:** Made his debut in the United States with the White Sox Rookie Level Bristol affiliate after playing the two previous seasons in the Venezuelan Summer League...**1998:** Hit .205 (15x73) in his second season in the VSL...**1997:** Made his professional debut with the VSL White Sox and hit .262 (11x42).

PERSONAL/MISCELLANEOUS

Has a daughter, Irian Yelis, and a son, Dylan, and makes his offseason home in Maracaibo, VZ...attended Andres Bello High School in his hometown of Maracaibo, VZ.

HUMBERTO JOSE QUINTERO

YEAR	CLUB	AVG.	G	AB	R	H	2B	3B	HR	RBI	SH	SF	HB	BB	SO	SB	CS	E
1997	VSL White Sox (R)	.262	24	42	4	11	2	0	0	0	0	1	0	5	9	1	0	-
1998	VSL White Sox (R)	.205	30	73	6	15	1	0	0	1	0	0	3	3	12	0	0	-
1999	Bristol (R)	.277	48	155	30	43	5	2	0	15	3	0	6	9	19	11	1	6
2000	Burlington (A)	.238	75	248	23	59	12	2	0	24	4	2	3	15	31	10	6	8
	AZL White Sox (R)	.393	15	56	13	22	2	2	0	8	0	0	2	0	3	1	0	3
2001	Kannapolis (A)	.269	60	197	32	53	7	1	1	20	8	0	7	8	20	7	3	7
	Winston-Salem (A)	.240	43	154	15	37	6	0	0	12	2	3	2	5	19	9	3	3
	Birmingham (AA)	.211	5	19	0	4	0	0	0	2	0	0	1	0	22	0	0	1
2002	Winston-Salem (A)	.194	52	160	15	31	1	1	0	12	7	2	4	8	23	2	3	4
	Birmingham (AA)	.500	4	12	1	6	0	0	0	3	1	0	1	0	1	1	0	0
	Charlotte (AAA)	.220	15	41	2	9	1	0	0	5	0	0	3	8	0	0	0	3
	Mobile (AA)	.240	37	125	11	30	8	0	1	14	1	0	3	5	12	0	3	5
2003	Mobile (AA)	.298	110	386	37	115	26	0	3	52	4	3	9	19	41	0	0	5
	SAN DIEGO	.217	12	23	1	5	0	0	0	2	0	0	0	1	6	0	0	1
2004	Portland (AAA)	.317	66	259	36	82	25	0	5	30	1	1	5	8	18	0	0	6
	SAN DIEGO	.250	23	72	7	18	3	0	2	10	0	1	0	5	16	0	2	0
2005	HOUSTON	.185	18	54	6	10	1	0	1	8	2	0	0	1	10	0	0	1
	Round Rock (AAA)	.288	52	191	23	55	13	0	8	31	0	2	2	10	30	2	1	2
	Corpus Christi (AAA)	.182	4	11	0	2	1	0	0	1	0	0	0	1	2	0	0	0
2006	HOUSTON	.333	11	21	2	7	2	0	0	2	0	0	0	1	3	0	0	0
	Round Rock (AAA)	.298	82	292	39	87	21	2	4	37	1	3	7	19	48	4	0	1
2007	Round Rock (AAA)	.333	53	177	22	59	12	1	5	22	5	0	2	4	21	0	2	6
	HOUSTON	.226	29	53	2	12	2	0	0	1	0	0	2	2	13	0	0	2
2008	HOUSTON	.226	59	168	16	38	6	0	2	12	5	0	4	6	34	0	0	1
	Corpus Christi (AA)#	.250	3	12	0	3	2	0	0	1	0	0	0	0	1	0	0	0
	Round Rock (AAA)	.237	32	118	13	28	2	2	3	18	0	0	1	5	15	0	2	6
MINOR LEAGUE TOTALS		.275	812	2728	322	751	147	13	30	308	37	17	58	127	355	48	24	66
MAJOR LEAGUE TOTALS		.230	152	391	34	90	14	0	5	35	7	1	6	16	82	0	2	5



QUINTERO CAREER TRANSACTIONS

- Signed by the Chicago White Sox as a non-drafted free agent on Jan. 16, 1997.
- Acquired by San Diego from Chicago along with OF Alex Fernandez in exchange for IF D'Angelo Jimenez on July 12, 2002.
- Acquired by Houston from San Diego in exchange for RHP Tim Lincecum on March 28, 2005.
- On Disabled List, June 18-July 16, 2005 (appendectomy).
- On Disabled List, July 2-22, 2008 (concussion).

QUINTERO GAME HIGHS

Hits: 3 - June 28, 2004 at Arizona
 Home Runs: 1 (3x) - last, Aug. 15, 2005 vs. Chicago (NL)
 RBI: 4 - July 18, 2005 at Pittsburgh
 Stolen Bases: no Major League stolen bases
 Longest Hitting Streak: 5 - June 23-29, 2004
 Career Grand Slams: no Major League grand slams

QUINTERO CAREER BATTING BREAKDOWN

2008						Career						2008						Career					
AVG	AB	H	HR	RBI	SPLIT	AVG	AB	H	HR	RBI	AVG	AB	H	HR	RBI	SPLIT	AVG	AB	H	HR	RBI		
.226	168	38	2	12	Overall	.230	39	90	5	35	.200	5	1	0	0	Bat more	.00	10	1	0	0		
.233	30	7	0	1	Interleague	.267	60	16	1	4	.200	10	2	0	0	Boston	.200	10	2	0	0		
.000	7	0	0	1	Arizona	.310	29	9	1	5	-	-	-	-	Kansas City	.455	11	5	1	3			
.571	7	4	0	0	Atlanta	.364	11	4	0	0	.000	1	0	0	0	N.Y. Yankees	.000	1	0	0	0		
.182	22	4	0	2	Chi. Cubs	.162	37	6	1	4	-	-	-	-	Seattle	.429	7	3	0	0			
.250	24	6	2	6	Cincinnati	.211	38	8	2	6	.167	6	1	0	0	Tampa Bay	.167	6	1	0	0		
.000	3	0	0	0	Colorado	.067	15	1	0	0	.375	8	3	0	1	Texas	.333	12	4	0	1		
.000	4	0	0	0	Florida	.000	5	0	0	0	-	-	-	-	Toronto	.000	3	0	0	0			
-	-	-	-	-	Houston	.118	17	2	0	1	.236	89	21	1	8	Home	.243	189	46	3	19		
.000	0	0	0	0	L.A. Dodgers	.000	12	0	0	1	.215	79	17	1	4	Road	.218	202	44	2	16		
.313	16	5	0	0	Milwaukee	.333	27	9	0	0	.250	36	9	1	3	Day	.240	96	23	1	10		
.143	14	2	0	1	N.Y. Mets	.152	33	5	0	5	.220	132	29	1	9	Night	.227	295	67	4	25		
.500	4	2	0	0	Philadelphia	.462	13	6	0	0	.244	41	10	0	1	Before All-Star	.248	141	35	2	9		
.063	16	1	0	0	Pittsburgh	.237	38	9	0	4	.220	127	28	2	11	After All-Star	.220	250	55	3	26		
.273	11	3	0	0	St. Louis	.316	19	6	0	2	.273	33	9	0	1	vs. Left-handers	.292	106	31	1	11		
.400	10	4	0	1	San Francisco	.296	27	8	0	3	.215	135	29	2	11	vs. Right-handers	.207	285	59	4	24		
-	-	-	-	-	Washington	.100	10	1	0	0	.162	37	6	0	0	8 Scoring Position	.211	95	20	0	27		
.500	4	2	0	0	April	.280	25	7	0	0	1.000	1	1	0	3	Bases Full	.571	7	4	0	10		
-	-	-	-	-	May	.235	17	4	0	1	.000	1	0	0	0	Pinch Hitter	.250	12	3	0	0		
.216	37	8	0	1	June	.240	75	18	1	5													
.063	16	1	0	1	July	.162	74	12	1	10													
.265	68	18	2	7	August	.266	94	25	3	12													
.209	43	9	0	3	September	.238	101	24	0	7													
-	-	-	-	-	October	.000	5	0	0	0													

QUINTERO CAREER BATTING BREAKDOWN BY BALLPARK

BALLPARK	AVG	AB	H	HR	RBI	BALLPARK	AVG	AB	H	HR	RBI
AT&T Park	.111	9	1	0	1	PETCO Park	.276	29	8	1	5
Busch Stadium	.500	4	2	0	1	PNC Park	.318	22	7	0	4
Chase Field	.353	17	6	1	2	Qualcomm Stadium	.250	12	3	0	1
Citizens Bank Park	.500	10	5	0	0	RFK Stadium	.000	6	0	0	0
Coors Field	.167	6	1	0	0	Shea Stadium	.095	21	2	0	2
Dodger Stadium	.000	9	0	0	1	Turner Field	.000	3	0	0	0
Dolphin Stadium	.000	4	0	0	0	Wrigley Field	.190	21	4	0	2
Great American Ball Park	.211	19	4	1	2	Camden Yards	.100	10	1	0	0
Miller Park	.286	21	6	0	0	Safeco Field	.429	7	3	0	0
Minute Maid Park	.234	154	36	2	14	Tropicana Field	.167	6	1	0	0
Olympic Stadium	.000	1	0	0	0						

LEADOFF HR

PINCH-HIT HR

WALK-OFF HR

No.	Date	Opp.	Pitcher	No.	Date	Opp.	Pitcher	No.	Date	Opp.	Pitcher
none				none				none			

QUINTERO CAREER FIELDING

YEAR	POSITION	PCT	G	PO	A	E	TC	DP	PB
2003	Catcher	.982	11	52	2	1	55	1	2
2004	Catcher	1.000	21	130	10	0	140	0	0
2005	Catcher	.989	16	91	5	7	92	0	0
	First Base	1.000	1	0	1	0	1	0	—
2006	Catcher	1.000	10	42	6	0	48	3	1
2007	Catcher	.982	26	97	13	2	112	0	1
2008	Catcher	.998	59	373	26	1	400	3	1
Totals	Catcher	.994	115	780	62	5	847	7	5
	First Base	1.000	1	0	1	0	1	0	—



YORDANY RAMIREZ 30

Height/Weight: 6-1/160

Bats/Throws: Right/Right

Born: 7/31/84 in Boca Chica, DR

Resides: Boca Chica, DR

Opening Day Age: 24

ML Service: 0.000

Contract Status: Signed through 2009.

Acquired: Signed as a free agent on Nov. 16, 2007.

OF

CAREER HIGHLIGHTS

- ★ Is a career .246 (449x1823) minor league hitter with 231 RBI and 33 home runs in six minor league seasons with the Padres (2002-07) and Astros (2008) organizations...owns a career .771 (108x140) stolen base percentage.
- ★ Spent his first full season at the Triple A level serving as Round Rock's everyday centerfielder in 2008...named Round Rock's Defensive Player of the Month for April.
- ★ Rated by *Baseball America* as having the Best Outfield Arm in the San Diego organization in two consecutive pre-season surveys (2006-07)...in 2007, also named in the survey as the Best Defensive Outfielder in the Padres organization.

10 SEASONS *Astros* NOTES 10 SEASONS

- ★ Was originally signed by the San Diego Padres by current Astros Director of Latin American Scouting Felix Francisco.
- ★ Rated by *Baseball America* as having the best Outfield Arm among Astrod prospects prior to the 2009 season...also received the distinction while with San Diego from 2006-07.
- ★ The 2009 season...40-man roster.

MINOR LEAGUES:

2008: Hit .231 (100x432) with a career-high 12 home runs and 52 RBI in 124 games with Round Rock...marked his first full season playing at the Triple A level...attended Major League Spring Training with the Astros and recorded one hit in 15 at-bats...began the regular season by stealing seven consecutive bases without being caught, stole 19 on the season...started 117 games in centerfield after playing in only 30 games above A Ball prior to this season...had his best statistical month in June, hitting .266 (21x79) with two homers, 10 RBI and seven steals...played for Licey in the Dominican Winter League hitting .245 (12x49) with two RBI and two steals in 23 games. 2007: Hit .269 (77x286) with four home runs, 43 RBI and 22 stolen bases for Class A Lake Elsinore of the San Diego organization...also played in 30 games for Triple A Portland, hitting .315 (40x127) with four home runs, 18 RBI and six stolen bases. hit .290 (20x69) with 12 RBI and two stolen bases in 28 games for Licey in the Dominican Winter League...was tabbed as the Best Defensive Outfielder and the player with the Best Outfield Arm in the San Diego organization prior to the 2007 season by *Baseball America's* Best Tools Survey. 2006: Appeared in 78 games for Class A Lake Elsinore, hitting .252 (70x278) with 16 doubles, five triples, three home runs and 38 RBI...led the organization in stolen bases (23)...ranked second among California League Leaders in stolen base percentage (.852)...was on the Disabled List from April 19-June 2 with a lower back strain...entering the season, was rated as possessing the Best Outfield Arm in the San Diego organization in *Baseball America's* 2006 Best Tools survey. 2005: Set career highs in hits (82), doubles (19), home runs (8), RBI (46), runs scored (50), games played (104) and at-bats (369) at Class A Fort Wayne...was 15-for-20 in stolen base attempts (.750). 2004: Hit .264 (42x159) with seven doubles, five triples, one home run and 21 RBI in 39 games for Rookie League Peoria...connected for his first career home run on July 30 at the Brewers. 2003: Hit safely in his first 12 games at Rookie League Idaho Falls, hitting .340 (16x47) with three doubles and four RBI from June 17-July 7...2002: Hit .179 (14x78) in his first professional season with Rookie League Idaho Falls.



YORDANY ANTONIO RAMIREZ

YEAR	CLUB	AVG.	G	AB	R	H	2B	3B	HR	RBI	SH	SF	HB	BB	SO	SB	CS	E
2002	Idaho Falls (R)	.179	23	78	8	14	1	0	0	5	0	1	4	3	24	0	2	2
2003	Idaho Falls (R)	.266	22	79	7	21	3	0	0	35	0	0	1	3	17	7	0	5
2004	Padres (R)	.264	39	159	23	42	7	5	1	21	1	2	5	4	26	16	1	3
	Eugene (A)	.200	4	15	1	3	0	0	1	3	0	0	0	1	5	0	0	0
2005	Fort Wayne (A)	.222	104	369	50	82	19	3	8	46	1	4	4	18	71	15	5	12
2006	Lake Elsinore (A)	.252	78	278	36	70	16	5	3	38	3	0	1	12	50	23	4	9
2007	Lake Elsinore (A)	.269	82	286	45	77	17	2	4	43	4	1	3	9	43	22	6	8
	Portland (AAA)	.315	30	127	18	40	3	0	4	18	1	1	2	6	21	6	5	1
2008	Round Rock (AAA)	.231	124	432	50	100	23	3	12	52	1	8	5	11	65	19	9	2
MINOR LEAGUE TOTALS		.246	506	1823	238	449	89	18	33	231	11	17	25	67	324	108	32	42

RAMIREZ CAREER TRANSACTIONS

- Signed by San Diego as non-drafted free agent on April 23, 2001
- Signed by Houston as a free agent on Nov. 16, 2007.



WANDY RODRIGUEZ 51

Bats/Throws: Switch/Left **Height/Weight:** 5-11/160

Born: 1/18/79 in Santiago Rodriguez, DR **Resides:** Bonao, DR

Opening Day Age: 30 **ML Service:** 3.105

Contract Status: Signed through 2009

Acquired: Signed as a non-drafted free agent on Jan. 12, 1999.

LHP

CAREER HIGHLIGHTS

- ★ Owns a 37-40 career record with a 4.79 ERA (311 ER/584.1IP) in 111 career outings (102 starts)...has won at least nine games in each of his four MLB seasons since 2005...ranks in the top 10 during the last four seasons from 2005-08 among all National League left-handers in wins (6th-37), Innings pitched (9th-584.1), and opponent batting average (7th-267).
- ★ Among left-handed pitchers in Astros history, Rodriguez ranks in the top 10 in multiple categories including: starts (5th-102), wins (75th-37), innings pitched (7th-584.1) and strikeouts (6th-467).
- ★ Is 15-22 on the road in his career with a 5.61 ERA...owns a 22-18 record and a 4.12 ERA at home...his home ERA of 2.96 during the last two seasons from 2007-08 ranks 14th among NL pitchers.
- ★ Posted a career-best 3.54 ERA and a career-low in losses (7) in 2008...marked his first season with a winning record in his career (9-7, 563).
- ★ Set career-highs in games started (31), innings pitched (182.2) and strikeouts (158) in 2007...his 158 strikeouts led the Astros pitching staff and ranked ninth all-time for Houston lefties in a single season...ranked fifth in the NL with a 2.94 ERA at home, the lowest home ERA for any NL lefty (club was 11-4 in his 15 home starts).
- ★ Earned his first Major League victory on May 28, 2005 at MIL and went on to win 10 games in 2005...his 10 wins were the most for an Astros rookie since Jerome Robertson won 15 in 2003...Rodriguez's 10 wins as an Astros rookie starter ranked second among National League rookies (Jeff Francis, 14).
- ★ Suffered the loss in 2005 World Series Game 1, allowing one run on four hits while walking five at U.S. Cellular Field against the White Sox...posted a 2.45 ERA (1 ER/3.2IP) in two World Series appearances...struck out the only hitter he faced (Podsednik) in the top of the 14th inning in Game 3...allowed one run on a solo home run in the 8th inning (McCann) in the Astros 18-inning win in the 2005 NLDS Game 4.

2008: Went 9-7 with a 3.54 ERA (54 ER/137.1IP) in 25 starts...went 5-5 with a 2.99 ERA (27 ER/81.1IP) in 14 starts at home...his 2.99 ERA at home ranked as the eighth-lowest in the National League...posted three months with sub 3.00 ERAs: April (2.31), June (2.30) and September (1.38)...limited hitters to a .208 average with runners in scoring position and two outs...missed two starts in September because of a strained right oblique...tied his career high with a four-game winning streak from June 26-July 25 (six starts)...recorded a career-high 10 strikeouts on Aug. 26 vs. CIN...posted the fourth-lowest ERA in June among NL starters (2.30 ERA)...tossed 12.0 consecutive scoreless innings between two starts from June 3-8...placed on the 15-day Disabled List on April 20 with a strained left

10 YEARS Ago *Astros* NOTES 10 YEARS Ago

★ A product of the Astros Dominican Academy, Rodriguez signed with Houston as a 19-year-old non-drafted free agent on Jan. 12, 1999...was drafted by the Astros in the 11th round of the 1999 MLB Draft...was traded to the Astros from the Padres and Rick Aponte.

★ Signed to a one-year contract through 2008 on Nov. 16, 2007...his 2007 season.

2009 HOUSTON ASTROS

groin and missed six starts during recovery on April 7 vs. STL, tossed 7 1/3 shutout innings, marking his longest scoreless outing since his complete game shutout on July 6, 2007 vs. NYM...in his career, has recorded seven games of 6.0-or-more scoreless innings, including five games of 7.0-plus scoreless innings.

2007: Made a career-high 31 starts in 2007, posting a 4.58 ERA (93ER/182.2IP) his 158 strikeouts set a career-high...the strikeout total also led all Astros in 2007 and ranked nth all time for Houston lefties in a single season...posted the fifth lowest home ERA (2.94) in the NL and the lowest among NL left-handed pitchers...his 6.37 road ERA was the highest in the NL...the Astros were 16-15 in his 31 starts, including wins in five of his last six starts since Aug. 26...Houston was 11-4 in his 15 starts at home...won six of his last eight decisions at home after May 13, including four consecutive wins from June 15-July 26...tossed 17.2 consecutive scoreless innings at Minute Maid Park from June 15 vs. SEA (seventh inn.)-July 26 (first inn.)...pitched 7.0 scoreless frames vs. COL on July 1 and tossed his first career complete game shutout on July 6 vs. NYM...ranked sixth among NL left-handed pitchers with 158 strikeouts...owned a 7.78 strikeouts-per-nine-innings ratio in 2007, fourth-best among NL lefties, eighth overall in N.L. went 12 starts (18 games) without a win.

2006: Finished the season 9-10 with a 5.64 ERA (85ER/135.2IP) in 30 games (24 starts) for the Astros...was winless in his last six starts, including a career-long, five-decis. on losing streak from July 7-Sept. 17...Houston won his first five starts of the season (5-0 from April 5-26) and he earned the win in four of those outings...was one of 11 National League left-handers with at least nine wins...tossed 7.0 shutout innings on three days rest on June 6 vs. CHL...made his shortest career start on June 2 vs. CIN, allowing a season-high seven earned runs in 1.1 inn...4-0 with a 2.53 ERA in April...recorded the win in his first start of the season on April 5 vs. FLA, starting in place of an injured Brandon Becke.

2005: Finished 10-10 with a 5.53 ERA (79ER/128.2IP) in 25 games (22 starts)...ranked second among NL rookies with 10 wins...finished third in starts (22), fourth in innings pitched (128.2), strikeouts (80), and opponent batting average (.274)...suffered the loss in World Series Game 1, allowing one run and four hits while walking five at U.S. Cellular Field against the White Sox...posted a 2.45 ERA (11ER/3.2IP) in two World Series appearances...struck out the only hitter he faced (Podsednik) in the top of the 14th inning in Game 3...allowed one run on a solo home run in the eighth inning (McCann) in the Astros 18-inning win in NLDS Game 4...became the seventh rookie (and third left-handed rookie) in Houston franchise history to win 10 games...earned his first Major League win on May 28 at MIL (5,9,4,4,0,5)...was one of nine rookies to play for the Astros in 2005...made one start for Double A Corpus Christi during the All-Star break...recalled from Triple A Round Rock effective on May 23, where he was 4-2 with a 3.69 ERA (19ER/46.1IP) in eight starts for Triple A Round Rock...struck out 48 hitters and walked 16 in 46.1 innings...went 4-0 at Dell Diamond with a 2.70 ERA (7ER/23.1IP).

MINOR LEAGUES:

2004: Made 25 starts at Double A Round Rock (26 appearances) and went 11-6 with a 4.48 ERA in his first season at the Double A level...was the only left-hander in the Round Rock rotation to start the year...named the Texas League Pitcher of the Week for the week of Aug. 9-15...tossed eight shutout innings on Aug. 9 vs. El Paso with four hits and seven strikeouts, marking his 10th win of the season...also pitched eight shutout innings on Aug. 14 vs. El Paso...named Round Rock's Pitcher of the Month in June after going 3-0 with a 2.86 ERA (7ER/22.0IP)...played for Aguilas in the Dominican Winter League...team claimed league title...departed prior to Caribbean World Series to participate in Nolan Ryan pitching camp in Houston...**2003:** Made 20 starts, including one complete game shutout at Class A Salem...named Carolina League Pitcher of the Week for Aug. 7-13 after tossing a one hit shutout...**2002:** Named TOPPS Player of the Month for June while pitching for Class A Lexington...led the club in wins (11) and strikeouts (137)...**2001:** Finished second in the Appalachian League with a 1.58 ERA...went 4-3 with one complete game and struck out 67 against 20 walks over 12 starts.

PERSONAL/MISCELLANEOUS

Makes his offseason home in Santiago Rodriguez, DR, with his wife, Luz, and daughter, Wadell's (June 21, 2003).

WANDY ERIBERTO RODRIGUEZ

YEAR	CLUB	W-L	ERA	G	GS	CG	SHO	SV	IP	H	R	ER	HR	HB	BB	SO	WP	BK
1999	DSL Astros	3-1	3.67	19	7	0	0	2	52.1	61	27	21	1	4	22	51	3	0
2000	DSL Astros	3-3	2.19	14	14	0	0	0	78.0	65	31	19	2	4	29	86	6	2
2001	Martinsville (R)	4-3	1.58	12	12	1	0	0	74.0	54	19	13	6	4	20	67	4	1
2002	Lexington (A)	11-4	3.78	28	28	0	0	0	159.1	167	74	67	12	13	44	137	8	2
2003	Salem (A)	8-7	3.49	20	20	1	1	0	111.0	102	51	43	9	6	41	72	1	1
2004	Round Rock (AA)	11-6	4.48	26	25	1	0	0	142.2	159	77	71	15	7	57	115	2	6
2005	HOUSTON	10-10	5.53	25	22	0	0	0	128.2	135	82	79	19	8	53	80	3	3
	Round Rock (AAA)	4-2	3.69	8	8	0	0	0	46.1	43	20	19	7	4	16	48	1	0
	Corpus Christi (AA)	0-0	2.70	1	1	0	0	0	3.1	3	1	1	0	0	2	3	0	0
2006	HOUSTON	9-10	5.64	30	24	0	0	0	135.2	154	96	85	17	6	63	98	6	0
	Round Rock (AAA)	2-2	6.92	5	5	0	0	0	26.0	32	21	20	2	4	13	13	1	0
2007	HOUSTON	9-13	4.58	31	31	1	0	0	182.2	179	102	93	22	5	62	158	3	0
2008	HOUSTON	9-7	3.54	25	25	0	0	0	137.1	136	65	54	14	5	44	131	2	3
	Corpus Christi (AA)#	0-0	1.50	1	1	0	0	0	6.0	4	1	1	1	0	1	0	0	0
MINOR LEAGUE TOTALS		46-28	3.94	134	121	3	1	2	699.0	390	322	275	48	42	245	592	25	12
MAJOR LEAGUE TOTALS		37-40	4.79	111	102	1	1	0	584.1	604	345	311	72	24	222	467	14	6
# Rehab Assignment																		

2009 HOUSTON ASTROS



DIVISION SERIES RECORD

YEAR	CLUB/OPP	W-L	ERA	G	GS	CG	SHO	SV	IP	H	R	ER	HR	HB	BB	SO	WP	BK
2005	HOU, ATL	0-0	9.00	1	0	0	0	0	1.0	1	1	1	1	0	0	2	0	0

LEAGUE CHAMPIONSHIP SERIES RECORD

YEAR	CLUB/OPP	W-L	ERA	G	GS	CG	SHO	SV	IP	H	R	ER	HR	HB	BB	SO	WP	BK
2005	HOU/STL	did not pitch																

WORLD SERIES RECORD

YEAR	CLUB/OPP	W-L	ERA	G	GS	CG	SHO	SV	IP	H	R	ER	HR	HB	BB	SO	WP	BK
2005	HOU/CWS	0-1	2.45	2	0	0	0	0	3.2	4	1	1	1	0	5	1	0	0

RODRIGUEZ CAREER TRANSACTIONS

- Signed by Houston as a non-drafted free agent on Jan. 12, 1999.
- On Disabled List, April 20-May 28, 2008 (strained left groin).

RODRIGUEZ CAREER MISC

Longest Winning Streak:	4 (2x) – last, June 26-July 25, 2008
Longest Losing Streak:	5 – July 7-September 17, 2006
Strikeouts:	10 – August 26, 2008 vs. Cincinnati
Walks:	6 (2x) – last, August 15, 2008 vs. Arizona
Innings (Starter):	9.0 – July 6, 2007 vs. New York (NL)
Innings (Relief):	1.0 (3x) – last, August 29, 2006 vs. Milwaukee
Low-Hit Game (CG):	4, July 6, 2007 vs. New York (NL)

RODRIGUEZ CAREER PITCHING BREAKDOWN

2008					Career					2008					Career						
W-L	ERA	G	IP	ER	TEAM	W-L	ERA	G	IP	ER	W-L	ERA	G	IP	ER	TEAM	W-L	ERA	G	IP	ER
9-7-0	3.54	25	37.1	54	Overall	37-40-0	4.79	111	584	511	-	-	-	-	-	Baltimore	0-1-0	6.00	1	6.0	4
1-1-0	3.86	3	18.2	8	Interleague	5-5-0	4.59	13	80.1	41	-	-	-	-	-	Chi. White Sox	0-1-0	7.20	1	5.0	4
0-1-0	15.43	1	2.1	4	Arizona	2-3-0	5.55	5	24.1	15	-	-	-	-	-	Detroit	0-1-0	9.45	1	6.2	7
1-0-0	2.19	2	12.1	3	Atlanta	2-1-0	5.87	5	23.0	15	-	-	-	-	-	Kansas City	0-1-0	6.00	1	6.0	4
1-0-0	5.40	2	11.2	7	Chi. Cubs	4-4-0	4.68	10	59.2	31	-	-	-	-	-	L.A. Angels	0-0-0	4.25	1	6.1	3
1-2-0	4.24	4	23.1	11	Cincinnati	3-4-0	5.07	11	60.1	34	-	-	-	-	-	Minnesota	0-0-0	2.70	1	6.2	2
0-0-0	1.80	2	5.0	1	Colorado	3-1-0	3.50	7	36.0	14	0-1-0	9.00	1	5.0	5	N.Y. Yankees	0-1-0	9.00	1	5.0	5
1-0-0	1.29	1	7.0	1	Florida	2-1-0	3.65	6	24.2	10	-	-	-	-	-	Seattle	1-0-0	1.17	1	7.2	1
0-0-0	9.00	1	5.0	5	L.A. Dodgers	2-1-0	3.65	5	24.2	10	0-0-0	3.18	1	5.2	2	Tampa Bay	0-0-0	3.18	1	5.2	2
1-1-0	2.38	2	11.1	3	Milwaukee	3-5-0	4.55	12	63.1	32	1-0-0	1.13	1	8.0	1	Texas	3-0-0	3.26	3	19.1	7
-	-	-	-	-	N.Y. Mets	2-1-0	3.47	4	23.1	9	-	-	-	-	-	Toronto	1-0-0	3.00	1	6.0	2
-	-	-	-	-	Philadelphia	0-1-0	8.10	3	6.2	6	5-5-0	2.99	14	81.1	27	Home	22-18-0	4.12	57	321.1	147
1-0-0	0.00	1	6.0	0	Pittsburgh	3-3-0	4.96	9	49.0	27	4-2-0	4.14	11	56.0	27	Road	15-23-0	5.61	54	263.0	164
1-2-0	1.11	4	24.1	3	St. Louis	2-6-0	4.08	10	53.0	24	4-2-0	2.54	9	49.2	14	Day	10-10-0	4.21	28	145.1	68
0-0-0	7.20	1	5.0	4	San Diego	1-2-0	8.10	4	16.2	15	5-5-0	4.11	16	87.2	40	Night	27-30-0	4.98	83	439.0	243
-	-	-	-	-	San Francisco	0-1-0	14.73	1	3.2	6	9-7-0	3.55	24	131.2	52	Grass fields	37-40-0	4.81	110	578.2	309
1-0-0	6.75	1	5.1	4	Washington	3-1-0	5.55	6	35.2	22	0-0-0	3.18	1	5.2	2	Artificial turf	0-0-0	3.18	1	5.2	2
1-0-0	2.31	4	23.1	6	April	5-3-0	3.10	13	81.1	28	4-3-0	3.48	13	75.0	29	Before All-Star	23-20-0	4.67	58	339.1	176
0-1-0	5.79	1	4.2	3	May	5-6-0	5.14	15	84.0	46	5-4-0	3.61	12	62.1	25	After All-Star	14-20-0	4.96	53	245.0	135
2-2-0	2.30	5	31.1	8	June	8-9-0	5.10	21	121.2	69	9-7-0	3.54	25	137.1	54	Starter	37-39-0	4.71	102	579.1	303
3-1-0	5.45	6	33.0	20	July	10-5-0	5.00	20	104.1	58	-	-	-	-	-	Relief	0-1-0	14.40	9	5.0	8
2-2-0	4.22	6	32.0	15	August	6-9-0	5.37	23	110.2	66	-	-	-	-	-	-	-	-	-	-	
1-1-0	1.38	3	13.0	2	September	3-8-0	4.63	18	81.2	42	-	-	-	-	-	-	-	-	-	-	
-	-	-	-	-	October	0-0-0	0.00	1	0.2	0	-	-	-	-	-	-	-	-	-	-	

RODRIGUEZ CAREER PITCHING BREAKDOWN BY BALLPARK

	W-L	ERA	G	IP	ER		W-L	ERA	G	IP	ER
Busch Stadium	1-1-0	2.84	2	12.2	4	PETCO Park	0-1-0	11.81	2	5.1	7
Chase Field	1-2-0	5.29	3	17.0	10	PNC Park	2-3-0	4.37	6	35.0	17
Citizens Bank Park	0-0-0	10.80	2	1.2	2	RFK Stadium	1-0-0	2.77	2	13.0	4
Comerica Park	0-1-0	9.45	1	6.2	7	Shea Stadium	0-1-0	10.38	1	4.1	5
Coors Field	2-1-0	3.93	4	18.1	8	Turner Field	0-1-0	9.90	3	10.0	11
Dodger Stadium	1-1-0	2.13	3	12.2	3	Wrigley Field	1-3-0	8.25	5	24.0	22
Dolphin Stadium	0-0-0	54.00	2	0.1	2	Angel Stadium	0-0-0	4.26	1	6.1	3
Great American Ball Park	2-0-0	4.26	4	25.1	12	Camden Yards	0-1-0	6.00	1	6.0	4
Miller Park	2-5-0	5.86	8	43.0	28	Rangers Ballpark	1-0-0	8.44	1	5.1	5
Minute Maid Park	22-18-0	4.12	57	321.1	147	Tropicana Field	0-0-0	3.18	1	5.2	2
Nationals Park	1-0-0	6.75	1	5.1	4	U.S. Cellular Field	0-1-0	7.20	1	5.0	4

RODRIGUEZ

2009 HOUSTON ASTROS

RODRIGUEZ CAREER FIELDING

YEAR	POSITION	PCT.	G	PO	A	E	TC	DP
2005	Pitcher	.935	25	10	19	2	31	4
2006	Pitcher	.955	30	6	15	1	22	1
2007	Pitcher	.973	31	11	25	1	37	1
2008	Pitcher	1.000	25	9	14	0	23	2
TOTALS	Pitcher	.965	111	36	73	4	113	8

RODRIGUEZ MAJOR LEAGUE BATTING

YEAR	CLUB	AVG	G	AB	R	H	2B	3B	HR	RBI	SH	SF	HB	BB	SO	SB	CS	E
2005	Houston	.150	25	40	3	6	0	0	0	1	1	0	0	2	16	0	0	2
2006	Houston	.081	30	37	4	3	0	0	0	1	5	0	0	1	10	0	0	1
2007	Houston	.122	32	49	2	6	1	0	0	2	12	0	0	2	15	0	0	1
2008	Houston	.122	25	41	3	5	1	0	0	1	4	0	0	0	11	0	0	0
TOTAL		.120	112	167	12	20	2	0	0	5	22	0	0	5	52	0	0	4



CHRIS SAMPSON

43

Bats/Throws: Right/Right

Height/Weight: 6-1/190

Born: 5/23/78 in Channelview, TX

Resides: Houston, TX

Opening Day Age: 30

ML Service: 2.053

Contract Status: Signed through 2009

Acquired: Selected in the eighth round of the June 1999 draft.

RHP

CAREER HIGHLIGHTS

- ★ A veteran of three Major League seasons (2006-08), all with the Astros, is 15-13 with a 4.12 ERA (125ER/273IP) in 90 career appearances (33 starts).
- ★ Owns a 3.06 ERA (30ER/88.1IP) in 57 career relief appearances... is 3-0 with a 2.12 ERA (12ER/51IP) in 21 games in which he pitches multiple innings of relief.
- ★ Is 12-12 with a 4.63 ERA (95ER/184.2IP) in his 33 career starts.
- ★ Posted career highs in games (54) and strikeouts (61) in 2008.
- ★ Appeared on his first Opening Day roster in 2007 and went 7-8 with a 4.59 ERA (62ER/121.2IP) and 51 strikeouts in 24 appearances (19 starts) for Houston in 2007...was among the rookie pitching leaders at the 2007 All-Star Break...ranked tied for 2nd in wins (6), tied for 4th in starts (16), 3rd in innings pitched (101.2), and 3rd in ERA (4.25) among all MLB.
- ★ Threw a career-high 8.0 Innings on June 2, 2007 vs. STL...surrendered three runs on six hits for the win...struck out a career-high eight on April 28, 2007 vs. MIL...allowed one run in 6.1 Innings for the win.
- ★ Posted a 1.01 ERA in his first five career starts from June 7, 2006-April 18, 2007, which at the time tied for third-lowest among active players through their first five career starts.
- ★ Won his first big league game in his first Major League start on June 7, 2006 vs. the Cubs, allowing three hits while walking one in 7.0 shutout Innings...had a no-hitter through 4.1 Innings.
- ★ Made his Major League debut with 5.1 Innings of relief on June 2, 2006 vs. the Reds after his contract was purchased from Triple A Round Rock that day.

2008: Was 6-4 with a 4.22 ERA (55ER/117.1IP) in a career-high 54 appearances (11 starts) in 2008...in 43 relief appearances, posted a 2.92 ERA (20ER/61.2IP) and a 2-1 record...on Oct. 1, underwent surgery in Houston, performed by Dr. Tom Mehlhoff, to repair a right lateral extensor tendon in his right elbow that was revealed in an MRI on Sept. 24...recovery time for the operation was estimated at between four and six

10 LEADERBOARD *Astros* NOTES 10 LEADERBOARD

★ After playing his final college year at Texas Tech, was originally drafted by the Astros in the eighth round of the June 1999 draft as a catcher...was traded to the Astros by scout Ralph Bratton.

★ **Law Firm:** [Illegible]

★ Astro teammate J.R. Towles was a member of the team Sampson coached in the Dallas area.

★ [Illegible] through the 2008 season.

2009 HOUSTON ASTROS



months...made 11 starts for the Astros in 2008, posting a 4-3 record with a 5.66 ERA (35ER/55.2IP)...the Astros went 7-4 in his 11 starts...in 28 games (six starts) on the road was 5-2 with a 3.33 ERA (25ER/67.2IP)...pitched 2.0 plus innings of relief in 13 games and owned a 1.24 ERA (4ER/29IP) in those appearances...whentend 27 runners and only three scored...was a nominee for the NL Player of the Week Award for May 5-11 after posting a 1-0 record with a 0.00 ERA and three strikeouts in 7.0 innings...teammate Lance Berkman received the Award.

2007: Went 7-8 with a 4.59 ERA (62ER/121.2IP) and 51 strikeouts in 24 appearances (19 starts) for Houston...activated from the 15-day Disabled List on Aug. 31 and made four appearances in relief from Sept. 1-11...was shut down for the rest of the season as a precaution (sore right elbow)...made his final start of the season on July 31 at ATL and was placed on the Disabled List on Aug. 1 with a right elbow sprain...recorded seven consecutive quality starts from May 11-June 13...was 3-3 with a 2.89 ERA (15ER/46.2IP) during that span...threw a career-high 8.0 innings on June 2 vs. STL...struck out a career-high eight on April 28 vs. MIL...appeared on his first Opening Day roster.

2006: Went 2-1 with a 12.12 ERA (8ER/34IP) in 12 games (three starts) for the Astros...allowed only one earned run (three runs) in three starts...was 1-1 with an 0.61 ERA (1ER/14.2IP) in his three starts, allowing only eight hits in 14.2 innings and limiting opposing hitters to a 151 average...was 1-1 with a 1.32 ERA (2ER/13.2IP) in six road games (two starts)...was 1-0 with a 3.26 ERA (2ER/19.1IP) as a reliever...pitched in six games at Minute Maid Park (one start) and was 1-0 with a 2.66 ERA (6ER/20.1IP)...earned his first Major League win in his first career start on June 7 vs. the Cubs, allowing three hits while walking one in 7.0 shutout innings...had a no-hitter through 4.1 innings...pitched 11.2 consecutive scoreless innings from Sept. 12-27...posted an 0.66 ERA (1ER/13.2IP) during the month of September...was one of five Astros to make his first Major League start (Albers, Buchholz, Nieve, and Hirsch) and was one of 10 starters used by the Astros...made four different stints on the Houston roster in 2006...recalled on Sept. 8 from Triple A Round Rock...also with the Astros from June 2-22 July 29-Aug. 1 (did not make an appearance) and from Aug. 22-28...contract was purchased from Triple A Round Rock on June 2 and he made his Major League debut the same day vs. the Reds...entered in the second inning and allowed three runs in 5.1 innings, while striking out four...his 5.1 innings of relief were the most by an Astros reliever since Doug Brocail worked 5.1 innings out of the bullpen on April 19, 1996 vs. CIN...optioned back to the Express on June 22 when Roger Clemens returned to the club...finished 12-3 with a 2.51 ERA (35ER/125.2IP) with four saves in 27 appearances (18 starts) at Triple A Round Rock...finished second in the Pacific Coast League with a 2.51 ERA...began the season in the rotation and moved to the bullpen and served as the closer for the final month of the season...recorded the win in relief in Game 2 of the PCL Division Series vs. Nashville...hit .391 (18x46) with seven RBI at Round Rock...used as a pinch-hitter in 15 games for the Express...participated in the Second Annual Nolan Ryan Elite Camp at Minute Maid Park before Spring Training in early February.



MINOR LEAGUES:

2005: Spent the season at Double A Corpus Christi where he finished 4-12 with a 3.12 ERA (52ER/150IP) in 32 games (19 starts) for the Hooks...his 3.12 ERA ranked fourth in the Texas League...**2004:** Played 27 games (all starts) for Class A Salem, finishing 7-11 with a 3.80 ERA (64ER/151.2IP)...pitched one game at Double A Round Rock, striking out one in 2.0 innings...named the Carolina League Pitcher of the Week (Aug. 30-Sept. 5)...also named Class A Salem's pitcher of the month for August...led Salem and ranked third in the CL in innings (151.2)...led for team and league lead with two shutouts...**2003:** Split time between Class A Lexington and Class A Salem in his first season playing professional baseball since 1999...posted a 1.39 ERA (13ER/81IP) in 22 games (14 starts) for Lexington...**1999:** Began his professional career as a shortstop...hitting .239 with one homer, 19 RBI and 21 stolen bases in 51 games at Class A Auburn.

PERSONAL/MISCELLANEOUS

Makes his offseason home in Houston with his wife, Heather, and his son C.J. (Christopher James, May 15, 2007)...he and his wife were married at home plate of Minute Maid Park...he credits the idea of the wedding location to Heather...a native of Channelview, Texas, Sampson played only the 1999 season at Texas Tech after transferring from Leon Morris Junior College...he was named the Big 12's "Fastest Player" by *Baseball America* before even stepping foot on Dan Law Field...he contributed at shortstop, rightfield and as a closer...hit .281 (9x32) with five RBI and registered a 2-2 record with a 12.60 ERA and nine strikeouts in 10.0 innings pitched

CHRISTOPHER KEITH SAMPSON

YEAR	CLUB	AVG	G	AB	R	H	2B	3B	HR	RBI	SH	SF	HB	BB	SO	SB	CS	E
1999	Auburn (A)	.239	51	159	23	28	7	3	1	19	1	1	1	22	49	21	5	27
2000																		
2001																		
2002																		
YEAR	CLUB	W-L	ERA	G	GS	CG	SHO	SV	IP	H	R	ER	HR	HB	BB	SO	WP	BK
2003	Lexington (A)	4-3	1.39	22	14	0	0	11	81.0	66	17	13	2	5	14	66	0	0
	Salem (A)	1-1	5.91	9	0	0	0	1	10.2	14	8	7	0	1	5	6	0	0
2004	Salem (A)	7-11	3.80	27	27	2	2	0	151.2	170	72	64	8	9	26	101	2	0
	Round Rock (AA)	0-0	0.00	1	0	0	0	0	2.0	3	0	0	0	0	0	1	0	0
2005	Corpus Christi (AA)	4-12	3.12	32	19	2	1	4	150.0	147	67	52	11	4	19	92	2	0
2006	HOUSTON	2-1	2.12	12	3	0	0	0	34.0	25	10	8	3	1	5	15	0	0
	Round Rock (AAA)	12-3	2.51	27	18	2	0	4	125.2	110	48	35	12	3	14	68	2	0
2007	Round Rock (AAA)	1-0	0.00	2	0	0	0	0	3.0	3	0	0	0	0	2	0	0	0
	HOUSTON	7-8	4.59	24	19	0	0	0	121.2	138	64	62	20	7	30	51	3	0
2008	HOUSTON	6-4	4.22	54	31	0	0	0	117.1	118	60	55	8	3	23	61	0	0
MINOR LEAGUE TOTALS		29-30	2.92	120	78	6	3	10	527.0	513	212	171	33	22	80	334	6	0
MAJOR LEAGUE TOTALS		15-13	4.12	90	33	0	0	0	273.0	281	134	125	31	11	58	127	3	0

2009 HOUSTON ASTROS

SAMPSON CAREER TRANSACTIONS

- Selected by Houston in the eighth round of the June 1999 draft.
- On Disabled List, Aug. 3-31, 2007 (right elbow sprain).

SAMPSON CAREER HIGHS

Longest Winning Streak: 4 - May 10-July 27, 2008
Longest Losing Streak: 2 -- April 9-18, 2008
Strikeouts: 8 April 28, 2007 vs. Milwaukee
Walks: 4 (2x) -- last, June 29, 2007 vs. Colorado
Innings (Starter): 8.0 - June 2, 2007 vs. St. Louis
Innings (Relief): 5.1 June 2, 2006 vs. Cincinnati
Low-Hit Game CG: no Major League complete games

SAMPSON PITCHING BREAKDOWN

2008						Career						2008						Career					
W-L-S	ERA	G	IP	ER	TEAM	W-L-S	ERA	G	IP	ER	W-L-S	ERA	G	IP	ER	TEAM	W-L-S	ERA	G	IP	ER		
6-4-0	4.22	54	117.1	55	Overall	15-13-0	4.12	90	273.0	125	0-0-0	0.00	1	1.1	0	Baltimore	0-0-0	0.00	1	1.1	0		
0-0-0	1.35	5	6.2	1	Interleague	1-0-0	4.33	10	35.1	17	0-0-0	5.40	1	1.2	1	Boston	0-0-0	0.00	1	1.2	1		
0-1-0	9.00	2	7.0	7	Arizona	0-3-0	5.85	4	20.0	13	-	-	-	-	-	Chi. White Sox	1-0-0	2.70	1	6.2	2		
1-0-0	1.80	1	5.0	1	Atlanta	1-2-0	4.50	4	14.0	7	-	-	-	-	-	Kansas City	0-0-0	13.50	1	2.0	3		
1-1-0	5.50	7	18.0	11	Chi. Cubs	3-1-0	3.27	11	33.0	12	-	-	-	-	-	L.A. Angels	0-0-0	9.00	1	6.0	6		
2-0-0	98	4	13.2	3	Cincinnati	3-0-0	2.48	7	29.0	8	0-0-0	0.00	1	1.0	0	N.Y. Yankees	0-0-0	0.00	1	1.0	0		
0-1-0	30.38	3	2.2	9	Colorado	0-1-0	17.28	4	8.1	16	-	-	-	-	-	Oakland	0-0-0	2.57	1	7.0	2		
0-0-0	13.50	1	1.1	2	Florida	0-0-0	13.50	1	1.1	2	0-0-0	0.00	1	0.2	0	Tampa Bay	0-0-0	0.00	1	0.2	0		
1-0-0	0.00	3	9.2	0	L.A. Dodgers	1-1-0	2.45	4	14.2	4	0-0-0	0.00	1	2.0	0	Texas	0-0-0	3.00	2	9.0	3		
1-0-0	5.14	9	14.0	8	Milwaukee	2-0-0	4.70	12	23.0	12	1-2-0	5.44	26	49.2	30	Home	5-5-0	4.38	42	125.1	61		
0-0-0	0.00	3	4.1	0	N.Y. Mets	0-0-0	0.00	4	5.0	0	5-2-0	3.33	28	67.2	25	Road	10-8-0	3.90	48	147.2	64		
0-0-0	7.20	1	5.0	4	Philadelphia	0-2-0	6.43	5	21.0	15	1-1-0	5.88	17	41.1	27	Day	4-4-0	4.55	28	83.0	42		
0-0-0	0.00	7	10.2	0	Pittsburgh	1-0-0	0.00	10	17.1	0	5-3-0	3.32	37	76.0	28	Night	11-9-0	3.93	62	190.0	83		
0-1-0	4.5	4	8.2	4	St. Louis	1-2-0	4.15	7	21.2	10	4-3-0	4.50	27	78.0	39	Before All-Star	11-9-0	4.29	48	195.0	93		
0-0-0	6.43	2	7.0	5	San Francisco	1-1-0	3.32	4	19.0	7	2-1-0	3.65	27	39.1	16	After All-Star	4-4-0	3.69	42	78.0	32		
0-0-0	0.00	2	3.2	0	Washington	1-0-0	1.74	3	10.1	2	4-3-0	5.65	11	55.2	35	Starter	12-12-0	4.63	33	184.2	95		
1-3-0	7.15	5	22.2	18	April	4-4-0	5.25	10	48.0	28	2-1-0	2.92	43	61.2	20	Relief	3-1-0	3.06	57	88.1	30		
2-0-0	5.02	6	28.2	16	May	3-4-0	4.17	11	58.1	27													
0-0-0	2.40	11	15.0	4	June	3-0-0	4.20	21	70.2	33													
2-0-0	2.01	11	22.1	5	July	3-3-0	4.06	15	44.1	20													
1-1-0	3.00	12	18.0	6	August	1-1-0	2.84	13	19.0	6													
0-0-0	5.06	9	10.2	6	September	1-0-0	3.14	19	28.2	10													
-	-	-	-	-	October	0-1-0	2.25	1	4.0	1													

SAMPSON CAREER PITCHING BREAKDOWN BY BALLPARK

	W-L-S	ERA	G	IP	ER		W-L-S	ERA	G	IP	ER
AT&T Park	0-1-0	4.50	2	12.0	6	PNC Park	1-0-0	0.00	6	9.2	0
Busch Stadium	0-1-0	5.40	2	5.0	3	RFK Stadium	1-0-0	2.70	1	6.2	2
Chase Field	0-2-0	6.97	2	10.1	8	Shea Stadium	0-0-0	0.00	2	2.2	0
Citizens Bank Park	0-1-0	8.22	2	7.2	7	Turner Field	1-2-0	4.85	3	13.0	7
Coors Field	0-0-0	13.50	2	2.0	3	Wrigley Field	1-1-0	3.38	5	16.0	6
Dodger Stadium	1-0-0	0.00	1	7.0	0	Angel Stadium	0-0-0	9.00	1	6.0	6
Dolphin Stadium	0-0-0	13.50	1	1.1	2	Camden Yards	0-0-0	0.00	1	1.1	0
Great American Ball Park	3-0-0	2.65	3	17.0	5	Rangers Ballpark	0-0-0	3.86	1	7.0	3
Miljler Park	1-0-0	3.55	10	12.2	5	Tropicana Field	0-0-0	0.00	1	0.2	0
Minute Maid Park	5-5-0	4.33	41	124.2	60	J.S. Cellular Field	1-0-0	2.70	1	6.2	2
Nationals Park	0-0-0	0.00	2	3.2	0						

SAMPSON CAREER FIELDING

YEAR	POSITION	PCT	G	PO	A	E	TC	DP
2006	Pitcher	1.000	12	4	11	0	15	0
2007	Pitcher	1.000	24	27	23	0	50	2
2008	Pitcher	.957	54	15	7	1	23	2
TOTALS		.989	90	46	41	1	88	4

SAMPSON MAJOR LEAGUE BATTING

YEAR	CLUB	AVG	G	AB	R	H	2B	3B	HR	RBI	SH	SF	HB	BB	SO	SB	CS	E
2006	Houston	.000	12	5	0	0	0	0	0	0	2	0	0	0	2	0	0	0
2007	Houston	.176	25	26	5	4	0	0	0	0	8	0	0	10	0	0	0	
2008	Houston	.136	54	22	0	3	0	0	0	0	3	0	0	1	9	0	0	
Totals		.132	91	53	5	7	0	0	0	0	13	0	0	1	21	0	0	



DREW SUTTON

58

Bats/Throws: Switch/Right
Born: 6/30/83 in El Dorado, AR
Opening Day Age: 25
Contact Status: Signed through 2009.

Height/Weight: 6-3/185
Resides: Jackson, TN
ML Service: 0.000

Acquired: Selected in the 15th round of the June 2005 draft.

IF

KOLLINS

CAREER HIGHLIGHTS

- ★ Is a career .282 (588x2085) minor league hitter with 61 home runs and 240 RBI...has averaged 15 home runs and 56 RBI over his last four minor league seasons.
- ★ Played in the Arizona Fall League in 2008 and posted a .315 average (34x108) with seven home runs and 24 RBI in 30 games...led the AFL in walks (24).
- ★ Added to the Astros 40-man roster following the 2008 season...hit .317 (165x520) with 20 home runs and 69 RBI en route to being named a Texas League midseason and postseason All-Star and Corpus Christi's 2008 Team MVP...led all Astros minor leaguers in batting average, hits, runs scored (102), walks (76), doubles (39) and extra-base hits (63).
- ★ Earned Texas League All-Star honors in 2007 after leading the Hooks in hits (129), doubles (28), runs (81) and stolen bases (24).
- ★ Hit 15 home runs and drove in 48 RBI for Salem in 2006 and was named a Carolina League All-Star.
- ★ In his first professional season, finished third in the New York-Penn League in walks (39) and was named Tri-City's Defensive Player of the Month for June.

10 SEASONS
MINOR LEAGUE

Astros NOTES

10 SEASONS
MINOR LEAGUE

- ★ Played his junior year and final collegiate season with Baylor in 2004 after transferring from Texarkana Junior College in Texarkana, TX...hit .304 with eight home runs and 48 RBI in 59 games with the Bears...drafted in the 15th round of the 2004 First-Year Player Draft and signed by Astros scout Pat Murphy.
- ★ Named Corpus Christi's Team MVP for the 2008 season after hitting .317 with 20 home runs and 69 RBI.
- ★ Named the Astros No. 6 prospect and co-possessor of the Best Strike-Zone Discipline among Astros prospects by Baseball America prior to the 2009 season.
- ★ Added 2011 hit: 2008 season following June 2008 season.

MINOR LEAGUES:

2008: Hit .317 (165x520) with 20 home runs and 69 RBI in 133 games with Corpus Christi... named the Hooks' Team MVP and a Texas League midseason and postseason All-Star in his second consecutive full-season with Corpus Christi...led all Astros minor leaguers in batting average, hits, runs scored (102), walks (76), doubles (39) and extra-base hits (63)... named Corpus Christi's Offensive Player of the Month in July after posting a .323 (32x99) average with four home runs and 11 RBI... following the season, played for the Scottsdale Scorpions of the Arizona Fall League and hit .315 (34x108) with seven home runs and 24 RBI in 30 games. **2007:** Hit .269 with nine home runs and 53 RBI with Corpus Christi... named a Texas League midseason All-Star... led the club in hits (129), doubles (28), runs (81) and stolen bases (24)... finished fourth in the TL in steals and fifth in runs scored... named the TL Hitter of the Week from April 16-22 after hitting .481 (13x27) in six games. **2006:** Named a Carolina League All-Star after hitting .263 (120x456) with 15 home runs and 48 RBI with Salem... finished fifth in the CL in walks (69). **2005:** Combined to hit .274 (104x379) with 16 home runs and 54 RBI with Salem and Lexington... began the season with Salem and appeared in 43 games before joining Lexington for the remainder of the year on June 30... hit .286 (66x231) with the Legends... **2004:** In his first professional season, hit .280 (70x250) in 63 games with Tri-City... finished third in the New York-Penn League in walks and was named Tri-City's Defensive Player of the Month for June.

STEPHEN DREW SUTTON

YEAR	CLUB	AVG.	G	AB	R	H	2B	3B	HR	RBI	SH	SF	HB	BB	SO	SB	CS	E
2004	Tri-City (R)	.280	63	250	43	70	10	0	1	16	2	2	2	39	50	2	4	6
2005	Salem (A)	.257	43	148	22	38	5	1	3	12	0	0	1	29	34	4	3	3
	Lexington (A)	.286	62	237	46	66	19	2	13	42	1	1	6	36	51	4	2	10
2006	Salem (A)	.263	125	456	65	120	27	2	15	48	17	6	3	69	84	20	15	12
2007	Corpus Christi (AA)	.269	128	480	81	129	28	1	9	53	8	6	7	57	86	24	5	14
2008	Corpus Christi (AA)	.317	133	520	102	165	39	4	20	69	1	3	6	76	98	20	7	26
MINOR LEAGUE TOTALS		.282	554	2085	359	588	128	10	61	240	29	18	25	306	403	74	36	71

SUTTON CAREER TRANSACTIONS

- Selected by Houston in the 15th round of the June 2004 draft.



MIGUEL TEJADA

10

Bats/Throws: Right/Right

Height/Weight: 5-9/213

Born: 5/25/74 in Bani, DR

Resides: Santo Domingo, DR

Opening Day Age: 34

ML Service: 11.033

Contract Status: Signed through 2009

Acquired: From Baltimore in exchange for RHP Matt Albers, IF Michael Costanzo, LHP Troy Patton, RHP Dennis Sarfate and OF Luke Scott on Dec. 12, 2007.

IF

CAREER HIGHLIGHTS

- ★ Owns a .286 (1915x6685) career batting average in 12 Major League seasons from 1997-2008...has 271 career home runs overall and his 268 home runs as a shortstop rank third on the all-time home run list among shortstops.
- ★ Ranks first in HR (255), RBI (1026), and extra-base hits (621) as a shortstop since 1999.
- ★ Is third among all Major League players with 1,661 hits over the last nine seasons, starting in 2000, and sixth with 960 RBI
- ★ Since reaching the Majors for good on May 30, 1998, has started 1,650 of his team's 1,729 games at shortstop (95.4 percent) did not play on June 22, 2007 with a fractured left hand and ending his consecutive games played streak at 1,152. the streak was the fifth-longest of all-time and was longer than the next four active streaks combined when he went on the DL
- ★ Posted a career-best .983 fielding percentage in 2008. also committed a career-low 11 errors in 640 total chances (min. 100 games played).
- ★ Played for the Dominican Republic in the initial World Baseball Classic, hitting .292 (7x24) with three doubles, and three RBI in six games.
- ★ Is the Orioles' all-time leader as a shortstop with a .311 batting average, (minimum 1,200 at-bats)...his .501 slugging percentage during his four seasons with Baltimore (2004-07) was the highest mark for a middle infielder in club history.
- ★ Was named "Most Valuable Oriole" for the second time in three seasons in 2006.
- ★ Earned his second straight Silver Slugger Award as the top offensive shortstop in the American League after recording 26 home runs and 98 RBI in 2005...was named the 2005 A-I-Star Game's Most Valuable Player, going 1x3 with a home run and two RBI in the game at Detroit...homered in a career-high four straight games from April 26-May 1, 2005...hit his 200th career home run on May 9, 2005 vs. MIN to become only the fifth player to hit 200 or more home runs as a shortstop.
- ★ Won his first A.L. Silver Slugger Award in 2004 as the top offensive shortstop in the league, as voted on by the league's managers and coaches...his 150 RBI matched a Major League record for most RBI by a player in his first year with a team...Rogers Hornsby also had 150 RBI in his first season with the Chicago Cubs in 1929...Tejada's 150 RBI were the second-highest ever by a shortstop, behind only Vern Stephens' 159 RBI for Boston in 1949...named the 2004 "Most Valuable Oriole" following the regular season, he led the Dominican Republic win the Caribbean World Series for the first time on their native soil
- ★ Was one of six finalists for the 2004 American League's Hank Aaron Award, recognizing the best offensive performer in each league...was named "Favorite New Oriole" for 2004 by the Oriole Advocates, a non-profit volunteer group that promotes baseball in the region.
- Named the 2002 American League Most Valuable Player by the Baseball Writers Association of America, only the third Dominican Republic native to win the award at that time (Sammy Sosa, 1998 and George Bell, 1987).

2008: Hit .283 (179x632) with 13 home runs and 66 RBI in 158 games...set Houston franchise records for a shortstop in a single season in hits (179), doubles (38) and games played (158)...is the first shortstop to lead the Astros in hits since Rafael Ramirez in 1978...hit .302 (71x235) with 16 doubles, three homers and 27 RBI in his last 57 games since July 26...ranked fifth among all NL shortstops in RBI (66) and home runs (13), third in runs scored (92) and hits (179), and tied for second in doubles (38)...his career-best .983 fielding percentage ranked second among National League shortstops...was the third-best, single season fielding percentage by a shortstop in Astros history...the Astros were 51-26 when he scored at least one run and 25-10 in 2008 when he scored and drove in a run in the same game...hit safely in 75 percent of his games (119 of 158)...his grand slam on Sept. 10 was the first grand slam by an Astros shortstop since Adam Everett connected off of Danny Graves on July 9, 2003 vs. CIN...hit .295 (28x95) with 11 RBI in September...went 31 games without a home run from June 20 to July 28, tying his career long streak without a homer from Aug. 22-Sept. 23, 2006...selected to his fifth All-Star Game and went 2x3 with a run, walk and stolen base in the American League's 15-inning 4-3 win at Yankee Stadium...his 10 home runs before the All-Star Break were tied for the most for a Houston shortstop in club history...his 44 RBI were the

10 ASTROS NOTES 10

- ★ Nicknamed "Miggy"...he grew up in extreme poverty in Bani, a city approximately 40 miles southwest of Santo Domingo, the capital of the Dominican Republic...with 20 siblings.
- ★ Signed his first professional contract at the age of 17 on July 17, 1993 by Athletics coach and Hall of Fame pitcher Jim Montesi.
- ★ Five-time All-Star (2002, 2004-06, 2009), 10-time Silver Slugger Award (2004-06) at shortstop and was named the American League MVP in 2002...he also won his team MVP in 2004 and 2006 with Baltimore.
- ★ Became familiar with the coaches of Minute Maid Park after hitting 27 home runs, including 15 in the second round, of the 2004 Century 21 Home Run Derby at the All-Star game in Houston, narrowly beating out current teammate Lance Berkman, 4-4, in the final round.
- ★ It is the final year of a 10-year contract with the Baltimore on Dec. 12, 2003.

2009 HOUSTON ASTROS



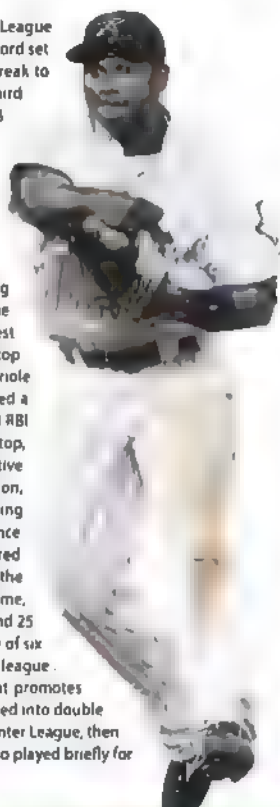
TEJADA

third-most in the first half for an Astros shortstop and the most since Denis Menke in 1970 (53)...scored the 1,000 run of his career on July 7 at PIT...became the third player in Astros history to hit a walk-off home run in his first home game with the team after hitting one on April 7 vs. STL...finished April hitting .339 (37x109) with four homers and 22 RBI...had consecutive four-hit games from April 21-22, the last Astro to record four-plus hits in consecutive games was Jeff Bagwell on July 14-15, 1995

2007 Hit 296 (152x514) in 133 games during his fourth season with the Orioles...placed on the Disabled List on June 22 with a fractured left hand, snapping his consecutive games played streak at 1,152...the streak is the fifth longest streak of all time and was longer than the next four active streaks combined when he went on the DL...was hit by a pitch from Doug Brocail in the eighth inning on June 20 at San Diego and left the game on June 21 at San Diego in the first inning...diagnosed with a fracture of the left radius, the forearm bone on the thumb side near the wrist...prior to June 23, last missed a game on May 31 2000 with Oakland...hit 382 (21x55) with runners in scoring position and two outs, sixth best in the American League...homered on Apr 12 vs. BOS, his first home run since the season opener on Apr 12 at MIN...hit 337 (34x101) in April...missed nearly a month with the hand injury, returning to the lineup on July 27...hit 340 (97x285) in 72 games before going on the DL and 240 (55x229) in 61 games after his return...hit a career-best 10 homers in August, the 20th time and 10th different player in club history to hit at least that many in a calendar month

2008 Was named "Most Valuable Oriole" for the second time in three seasons after leading the team with a .330 average, 24 home runs and 100 RBI...set a club record and tied for third in the American League with a career high 214 hits, surpassing Cal Ripken's 211 hits in 1983...his .330 batting average ranked fourth in the AL and was the second-highest mark in club history, behind Melvin Mora's .340 in 2004...led the league with a .357 average at home...led the league with 28 G DPs but also came to the plate with the most GIDP situations (178) in the Majors...hit 329 vs. right-handed pitchers, fifth in the AL and 335 vs. lefties...ranked 10th in league...was the only player to finish in the top 10 in both categories...played in all 162 games for the sixth straight season, extending his consecutive games streak to 1,080...was named to the American League All-Star team for the fourth time in his career and the third consecutive season with the Orioles...played the final four innings of the game and went 0x1...had 21 home runs as a shortstop and three as designated hitter...became the third shortstop to hit at least 20 homers in eight or more consecutive seasons, joining Cal Ripken (9, 1983-91), and Alex Rodriguez (8, 1996-2003)...had 43 hits in April, breaking Roberto Alomar's club record for hits in the opening month...named American League Player of the Week, April 17-23...was the first player to have at least four hits in a game while the rest of his team went hitless since the Cubs' Billy Williams on September 6, 1969...led the American League with a .422 batting average in April...snapped a career-long stretch of 120 consecutive at-bats without a home run by homering in consecutive plate appearances on Sept. 24 vs. MIN...all 24 of his home runs came with none or one man on base...according to the Elias Sports Bureau, no other player in the Majors had as many homers, all with zero or one man on base...had at least two hits in each of his first eight games of the season against NYY...the longest consecutive streak of multi-hit games against New York since Paul Molitor did so in nine consecutive games in 1985...played for the Dominican Republic in the initial World Baseball Classic, and went 7x24 (.292) with three doubles, and three RBI in six games.

2005: Earned his second straight Silver Slugger Award as the top offensive shortstop in the American League after recording 26 home runs and 98 RBI...led the AL with 50 doubles, matching Brian Roberts' club record set in 2004...played in all 162 games for the fifth consecutive season, running his consecutive games streak to 918...started 160 games at shortstop and made two starts as designated hitter...was named to his third All-Star Game and his first as a starter...was named the All-Star Game's Most Valuable Player, going 1x3 with a home run and two RBI in the game at Detroit...marked the sixth time an Oriole has won the AL Star MVP Award, the most by any club since it was first given in 1962...set a club record with 31 RBI in April, topping Mike Bordick's 2000 record of 29...hit his 200th career home run on May 9 vs. MIN to become only the fifth player to hit 200 or more home runs as a shortstop...went 5x5 with two doubles and a triple on July 9 vs. BOS, his second career five-hit game...had 98 RBI, two short of his sixth straight 100-RBI season.



2004 Was named "Most Valuable Oriole" after batting .311...leading the team with 34 home runs and setting a club record with 150 RBI while playing in every game...in his first season with the O's...led all Major League players in RBI...finished fifth in AL MVP voting by the Baseball Writers Association of America, the highest finish by an Oriole since Randy Myers was fourth in 1997...won his first AL Silver Slugger Award as the top offensive shortstop in the league, as voted on by the league's managers and coaches...became the fifth Oriole to lead the AL in RBI but the first in club history to lead the Majors in that category...his 150 RBI matched a Major League record for the most by a player in his first year with a team...Rogers Hornsby also had 150 RBI in his first season with the Chicago Cubs in 1929...Tejada's 150 RBI were the second-most ever by a shortstop, behind Vern Stephens' 159 RBI for Boston in 1949...played in all 162 games for the fourth consecutive season...played a 1 but 32 innings, leaving 16 games early...won the All-Star Home Run Derby in Houston, setting records for homers in a round (15) and overall (27)...was the second Oriole to win the derby, joining Cal Ripken in 1991...played the final three innings of the All-Star Game, going 0x1 in his second appearance in the Midsummer Classic...was named American League Player of the Week twice during the season...shared the honor with Boston's Kevin Millar...July 19-25, after hitting .424 (14x33) with four homers and leading the league with 14 RBI and 11 runs scored during the week...was named Player of the Week for a second time, Sept. 20-26, hitting .483 (14x29) with three HR and leading the league with 11 RBI, a .862 slugging pct and 25 total bases...collected his 1,000th career hit with a single in the fourth inning on May 4 vs. CWS...was one of six finalists for the American League's Hank Aaron Award, recognizing the best offensive performer in each league...was named "Favorite New Oriole" for 2004 by the Oriole Advocates, a non-profit volunteer group that promotes baseball in the region...tied with New York's Jorge Posada for the American League lead with 24 grounded into double plays...before joining the Orioles in Spring Training, played in four games for Aguilas in the Dominican Winter League, then helped the Dominican Republic win the Caribbean World Series for the first time on their native soil...also played briefly for the Aguilas and then for the Dominican team in the Caribbean World Series after the season.

2003: Finished with a .278 batting average, 27 home runs and 106 RBI in his final season with Oakland...drove in 100 runs for the fourth consecutive season...became the fifth player in A's history with at least four consecutive 100 RBI seasons, joining A. Simmons (1924-32), Bob Johnson (1935-41), Jimmie Foxx (1929-35) and Jason Giambi (1998-01)...ranked second among Major League shortstops in RBI (Alex Rodriguez, 116) and fourth in home runs...appeared in all 162 games for the third consecutive season, running his consecutive games streak to 594...played in his 500th consecutive game on June 17 vs. Texas to become the 32nd player (34th in time) in Major League history to reach 500...struck out a career-low 65 times and averaged one strikeout per 10.8 plate appearances, the sixth lowest mark in the AL...left the A's ranked seventh in home runs (156) and RBI (604), eighth in extra base hits (358), ninth in doubles (.191) and slugging percentage (.460) and 10th in runs scored (.574) on Oakland's career lists...he and Alex Rodriguez were the only two AL shortstops ranked in the top three in hits, doubles, HR, RBI, runs, walks and slugging...topped the Majors with 490 assists...had a career-high 32-game errorless streak, May 8-June 13...A's went 22-4 (.846) in games he homered and 116-31 (.789) in his career when he homered...tied an Oakland record with his first career five hit game on June 19 vs. TEX...was named AL Co-Player of the Week for the week of Aug. 18-24, hitting .462 with three home runs and eight RBI...was his second weekly award, the first coming Aug. 2-8, 1999.

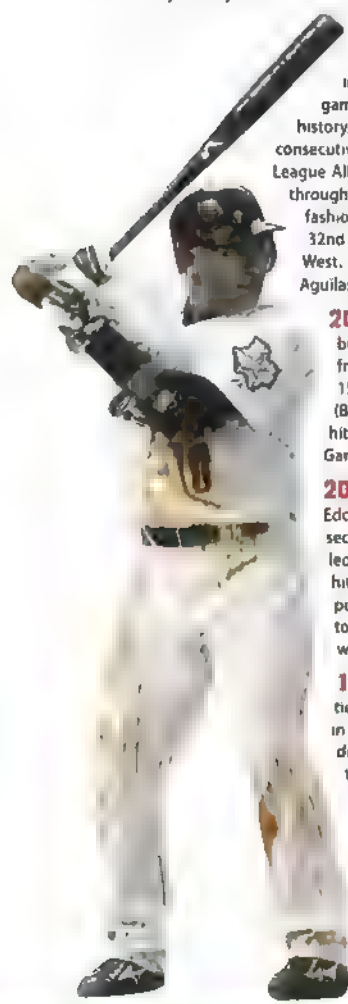
2002: Was named American League Most Valuable Player by the Baseball Writers Association of America, only the third Dominican Republic native to win the award at the time (Sammy Sosa, 1998 and George Bel, 1987)...was named to the AL All Star team for the first time...became the first Athletic in 65 years to collect 200 hits in a season (Wally Moses, 208 with Philadelphia in 1937)...his home run and RBI total ranked second among Major League shortstops to Alex Rodriguez (57 HR, 142 RBI) and his .309 batting average in games as a shortstop was second only to Nomar Garciaparra (.312)...joined Alex Rodriguez and Ernie Banks as the only shortstops in Major League history with three or more 30 home run seasons...became one of six players in A's history with 30 home runs in three straight seasons (Cansco, Foxx, Giambi, Kingman, McGwire) and one of eight with 100 runs in three consecutive seasons (Bishop, Collins, Foxx, Giambi, Henderson, Johnson, Simmons)...finished second in the AL with 662 at-bats, break ng the Oakland record of 644 set by Johnny Damon in 2001...those were the second most at bats in A's franchise history to Al Simmons' record 670 in 1932 (Philadelphia A's)...played in all 162 games for the second consecutive season...played in all but nine innings over the first 159 games and then missed 17 innings over the final three games after the A's clinched the AL West...A's were 24-8 in games in which he homered...led AL shortstops in assists (504) and total chances (752) and was third in double plays (106)...had a career-high 24-game hitting streak, July 11-Aug. 4, longest in the AL for the season and second longest in Oakland history, one short of Jason Giambi's 25-game streak in 1997...broke Alfredo Griffin's Oakland record of 347 consecutive games played on June 27 at SEA...became the first A's shortstop to be named to the American League All Star team since Bert Campaneris in 1975...went 1x2 with a run scored and played innings five through eight at shortstop in the All Star Game at Milwaukee...reached the 200-hit plateau in dramatic fashion with a game-tying home run with one out in the ninth at Seattle and the A's trailing 2-1...was his 32nd homer, establishing a new career high...A's went on to win the game in 10 innings and clinch the AL West...was 3x21 with a home run and four RBI in the AL Division Series vs. MIN...played in five games for Astugas in the Dominican Winter League, hitting .238 (5x21) with two homers and five RBI

2001: Had 31 HR and 113 RBI...played in all 162 games, starting 160 of those at shortstop...played all but 32 innings...A's were 23-5 in games in which he homered...hit the 10,000th home run in Athletics franchise history on April 14 vs. TEX...hit for the cycle on Sept. 29 at SEA, the fourth in Oakland history, 15th in A's franchise history and 22nd by a Major League shortstop...became the sixth major leaguer (Bill Terry, Tony Lazzeri, Jay Buhner and A's Nap Lajoie and Jimmie Foxx) to hit a grand slam while hitting for the cycle...hit 286 with three doubles in the ALDS vs. NYY, including a 4x5 performance in Game 4...hit .269 with a home run and nine RBI for Aguilas in the Dominican Winter League.

2000: Set a then Athletics franchise record for shortstops with 30 home runs and 115 RBI...broke Eddie Joost's record of 23 home runs set in 1949 and Eric McNair's record of 95 RBI in 1932...ranked second among Major League shortstops to Seattle's Alex Rodriguez in home runs (41) and RBI (132)...led all AL shortstops in total chances (755) and assists (501) and ranked fourth in double plays (115)...hit 350 in the ALDS vs. NYY...12 of his home runs either tied the game or put the A's ahead...A's posted a 22-7 record in games in which he homered...hit his 53rd career home run on July 27 vs. BOS to break Bert Campaneris' Oakland career record for shortstops...hit .300 with 18 RBI in 19 games with Aguilas in the Dominican Winter League.

1999: Oakland was 17-2 in games in which he homered...hit three home runs on June 11 vs. LAA to tie the Oakland record...became just the ninth shortstop in Major League history to hit three homers in a game...ranked second among AL shortstops in assists (471) and total chances (783) and third in double plays (110)...was named American League Co-Player of the Week along with Wade Boggs for the week of Aug. 2-8...hit .308 with a home run and 13 RBI in 32 games for Aguilas in the Dominican Winter League.

1998: Was one of four rookies to start at least 100 games for the A's...rated as the 10th-best prospect in baseball by *Baseball America* entering the season...recalled from Double A Huntsville on May 30 and started 104 of the A's final 111 games at shortstop...opened the season on the Disabled List after fracturing his right middle finger on March 21...was on a rehab assignment at Huntsville when he was activated from the DL and optioned to Huntsville on May 20...had a .327 batting average with two home runs and seven RBI in 15 games with the Stars when the A's called him up 10 days later...started each of his first 51 games at shortstop and played in a but four innings before getting his first day off on July 26...hit .267 for Aguilas in the Dominican Winter League.



2009 HOUSTON ASTROS



1997 Made his Major League debut at the age of 21. spent most of the campaign at Double A Huntsville and was named to the Southern League postseason A-I-Star team after hitting .275 with 22 HR and 97 RBI. was also named to the Howe SportsData and USA Today All-Prospect Team. was called up to Oakland on Aug. 27.. picked up his first Major League hit on Aug. 28 with a triple off Hideo Nomo at LAD and belted his first home run on Aug. 29 off the Dodgers' Scott Radinsky, tying the game...started each of the A's first 24 games at shortstop after his recall... went 17x63 (.270) with two HR and nine RBI over his first 15 games but then hit .083 (3x36), including an 0x22 skid, to finish the year at .202. hit .318 (7x22) with runners in scoring position.

MINOR LEAGUES:

1996: Was named to *Baseball America's* Class-A A-I-Star team, the California League post-season All-Star team and the Howe Sportsdata A-I-Star and All-Teenager teams...was also named the top prospect and Most Exciting Player in the California League by *Baseball America*...was hitting .291 with 18 HR and 65 RBI on July 19 when he broke his left thumb...went on the Disabled List the next day and did not return until Aug. 10. **1995:** Spent his first season in the United States at Short-Season A Southern Oregon and was the shortstop on the Northwest League All-Star team...**1994:** Played for the A's affiliate in the Dominican Summer League and hit .294... tied for the league lead with 18 home runs and led the A's with 62 RBI...**1993:** Signed with the A's as a non-drafted free agent on July 17 at the age of 19 but did not play.

PERSONAL/MISCELLANEOUS

Miguel and his wife, Alejandra, have a daughter, Alexa (12/17/99) and a son, Miguel (12/17/01). Alejandra is a musical artist in the Dominican Republic...enjoys playing dominoes and listening to music in his spare time...celebrated signing his new Orioles contract by donating time and money to help hurricane victims in the Dominican Republic...hosted the Miguel Tejada Celebrity Showdown, a celebrity golfing and fishing tournament, from Dec. 7-11, 2006 at Casa de Campo in the Caribbean...the four-day event benefited the Princess Margaret Hospital Foundation for Cancer Research and was later broadcast in the Dominican Republic and across seven different networks in North America in 2007...celebrity guests included: Melky Cabrera, Vladimir Guerrero, David Ortiz, Bronson Arroyo, JJ Hardy, Eric Byrnes, Pedro Martinez, Manny Ramirez, David Wright, Adrian Beltre and Tom Glavine.

MIGUEL ODALIS TEJADA

YEAR	CLUB	AVG.	G	AB	R	H	2B	3B	HR	RBI	SH	SF	HB	BB	SO	SB	CS	E
1994	Oakland R	.294	74	218	51	64	9	1	18	62	0	5	0	37	36	13	5	
1995	South Oregon (A)	.245	74	269	45	66	15	5	8	44	0	3	2	41	54	19	2	26
1996	Modesto (A)	.279	114	458	97	128	12	5	20	72	1	7	4	51	93	27	16	45
1997	Huntsville (AA)	.275	128	502	85	138	20	3	22	97	1	8	7	50	99	15	11	36
	OAKLAND	.202	26	99	10	20	3	2	2	10	0	0	3	2	22	2	0	4
1998	Edmonton (AAA)	.000	1	3	0	0	0	0	0	0	0	0	0	1	1	0	0	0
	Huntsville (AA)	.327	15	52	9	17	6	0	2	7	1	2	0	4	8	1	0	5
	OAKLAND	.233	105	365	53	85	20	1	11	45	4	3	7	28	86	5	6	26
1999	OAKLAND	.251	159	593	93	149	33	4	21	84	9	5	10	57	94	8	7	21
2000	OAKLAND	.275	160	607	105	167	32	1	30	115	2	2	4	66	102	6	0	21
2001	OAKLAND	.267	162	622	107	166	31	3	31	113	1	4	13	43	89	11	5	20
2002	OAKLAND	.308	162	662	108	204	30	0	34	131	0	4	11	38	84	7	2	19
2003	OAKLAND	.278	162	636	98	177	42	0	27	106	0	8	6	53	65	10	0	21
2004	BALTIMORE	.311	162	653	107	203	40	2	34	150	0	14	10	48	73	4	1	24
2005	BALTIMORE	.304	162	654	89	199	50	5	26	98	0	3	7	40	83	5	1	22
2006	BALTIMORE	.330	162	648	99	214	37	0	24	100	0	6	9	46	79	6	2	19
2007	BALTIMORE	.296	133	514	72	152	19	1	18	81	0	3	10	41	55	2	1	15
	Bowie (AA)#	.000	1	3	0	0	0	0	0	0	0	0	0	0	0	0	0	0
	Frederick (A)#	1.000	1	2	1	2	0	0	1	1	0	0	0	1	0	0	0	0
2008	HOUSTON	.283	158	632	92	179	38	3	13	66	1	3	6	24	72	7	7	11
MINOR LEAGUE TOTALS		.275	408	1507	288	415	62	14	71	284	3	25	13	185	291	75	34	107
MAJOR LEAGUE TOTALS		.286	1713	6685	1033	1915	375	22	271	1099	17	55	96	486	904	73	32	223

#Rehab Assignment


ALL-STAR RECORD

YEAR	LEAGUE/SITE	AVG.	G	AB	R	H	2B	3B	HR	RBI	SH	SF	HB	BB	SO	SB	CS	E
2002	AL/Milwaukee	.500	1	2	1	1	0	0	0	0	0	0	0	0	0	0	0	0
2004	AL/Houston	.000	1	1	0	0	0	0	0	0	0	0	0	0	0	0	0	0
2005	AL/Detroit	.333	1	3	1	1	0	0	1	2	0	0	0	0	0	0	0	0
2006	AL/Pittsburgh	.000	1	1	0	0	0	0	0	0	0	0	0	0	0	0	0	0
2008	NL/New York (AL)	.667	1	3	1	2	0	0	0	0	0	0	0	1	0	1	0	0
TOTALS		.400	5	10	3	4	0	0	1	2	0	0	0	1	0	1	0	0

DIVISION SERIES RECORD

YEAR	CLUB/OPP.	AVG.	G	AB	R	H	2B	3B	HR	RBI	SH	SF	HB	BB	SO	SB	CS	E
2000	OAK/NY	.350	5	20	5	7	2	0	0	1	0	0	0	2	2	1	0	0
2001	OAK/NY	.286	5	21	1	6	3	0	0	1	0	1	1	0	3	0	0	1
2002	OAK/MIN	.143	5	21	3	3	1	0	1	4	0	1	0	1	7	0	0	1
2003	OAK/BOS	.087	5	23	0	2	1	0	0	2	0	0	0	0	4	0	0	1
TOTALS		.212	20	85	9	18	7	0	1	8	0	2	1	3	16	1	0	3

TEJADA



2009 HOUSTON ASTROS

TEJADA CAREER TRANSACTIONS

- Signed by Oakland as a non-drafted free agent on July 17, 1993.
- On Disabled List, March 22-May 20, 1998 (broken right index finger).
- Signed by Baltimore as a free agent on Dec. 18, 2003.
- On Disabled List, June 22-July 27, 2007 (non-displaced fracture in left wrist).
- Acquired by Houston from Baltimore in exchange for RHP Matt Albers, F Michael Costanzo, LHP Troy Patton, RHP Dennis Sarfate and OF Luke Scott on Dec. 12, 2007.

TEJADA GAME HIGHS

Hits:	5 (2x) - last, July 9, 2005 vs. Boston
Home Runs:	3 (2x) - ast, June 23, 2001 at Texas
RBI:	8 - June 30, 2001 at Texas
Longest Hitting Streak:	24 games, July 11 - Aug. 4, 2002
Career Grand Slams (11):	September 10, 2008 vs. Pittsburgh off Denny Bautista .. August 9, 2007 vs. Seattle off Horacio Ramirez August 23, 2005 vs. Anaheim off Francisco Rodriguez, April 17, 2005 vs. New York Yankees off Kevin Brown; September 15, 2003 at Anaheim off Ramon Ortiz, .. August 24, 2003 at Toronto off Josh Towers, September 29, 2001 at Seattle off Jose Paniagua, June 30, 2001 at Texas off Kenny Rogers; .. April 3, 2001 at Seattle off John Halama; September 30, 2000 vs. Texas off Francisco Cordero, .. April 19, 2000 at Cleveland off Sean DePaula

TEJADA CAREER BATTING BREAKDOWN

2008					Career					2009					Career						
AVG	AB	H	HR	RBI	SPLIT	AVG	AB	H	HR	RBI	AVG	AB	H	HR	RBI	SPLIT	AVG	AB	H	HR	RBI
.283	632	179	13	66	Overall	.286	6685	1915	271	1059	.167	12	2	1	2	Baltimore	.279	226	63	12	35
.247	73	18	1	5	Interleague	.262	774	203	31	115	.250	12	3	0	0	Boston	.289	495	143	21	71
.280	25	7	0	2	Arizona	.275	91	25	4	13	-	-	-	-	Ch. White Sox	.307	264	81	10	54	
.190	21	4	0	2	Atlanta	.222	72	16	0	5	-	-	-	-	Cleveland	.279	312	87	6	47	
.281	64	16	1	7	Chi. Cubs	.281	64	18	1	7	-	-	-	-	Detroit	.257	315	81	15	57	
.313	64	20	2	5	Cincinnati	.345	87	30	3	12	-	-	-	-	Kansas City	.308	351	108	15	66	
.240	25	6	0	2	Colorado	.207	111	23	2	10	-	-	-	-	L.A. Angels	.257	509	131	22	89	
.381	21	8	0	1	Florida	.267	45	12	0	2	-	-	-	-	Minnesota	.324	352	114	18	49	
-	-	-	-	-	Houston	.273	22	6	3	8	.250	12	3	0	0	N.Y. Yankees	.303	491	149	17	94
.321	28	9	0	3	L.A. Dodgers	.345	87	30	6	17	-	-	-	-	Oakland	.276	105	29	2	13	
.316	57	18	3	8	Milwaukee	.313	67	21	4	12	-	-	-	-	Seattle	.273	502	137	14	71	
.258	31	8	0	2	N.Y. Mets	.209	43	9	0	3	.300	10	3	0	0	Tampa Bay	.311	489	152	22	78
.310	29	9	1	2	Philadelphia	.413	80	33	4	15	.259	27	7	0	3	Texas	.287	519	149	26	104
.211	57	12	1	9	Pittsburgh	.238	80	19	4	14	-	-	-	-	Toronto	.293	495	145	29	100	
.255	55	14	3	8	St. Louis	.255	55	14	3	8	.293	317	93	8	30	Home	.285	3308	943	153	585
.440	25	11	1	6	San Diego	.338	80	27	3	16	.273	315	86	5	36	Road	.288	3377	972	118	514
.367	30	11	0	4	San Francisco	.232	190	44	4	25	.284	162	46	3	13	Day	.276	2275	628	83	358
.222	27	6	0	0	Washington	.221	86	9	1	4	.283	470	33	0	53	Night	.292	4410	1287	188	74
.500	4	2	0	0	March	.500	4	2	0	0	.283	622	176	13	66	Grass fields	.284	5950	1689	241	985
.339	109	37	4	22	Apr	.299	977	292	38	60	.300	10	3	0	0	A. Africa. Lark	.307	735	226	30	114
.291	117	34	2	15	May	.281	1097	308	51	180	.275	371	102	10	44	Before All-Star	.284	3560	1012	143	568
.227	97	22	4	6	June	.283	1129	319	43	189	.295	261	77	3	22	After All-Star	.289	3,25	903	128	531
.256	90	23	1	7	July	.289	1036	299	40	168	.282	163	46	3	14	vs. Left-handers	.282	1698	478	75	261
.275	120	33	1	5	August	.287	1221	350	54	205	.284	469	133	0	52	vs. Right-handers	.288	4987	1437	196	838
.295	95	28	1	11	September	.280	1159	325	42	187	.237	156	37	1	42	Scoring Position	.293	1738	509	74	785
-	-	-	-	-	October	.323	62	20	3	10	.333	9	3	1	8	Bases Full	.282	174	49	11	155
-	-	-	-	-	-	-	-	-	-	-	.000	2	0	0	0	Pinch Hitter	.333	6	2	0	1
-	-	-	-	-	-	-	-	-	-	-	-	-	-	-	-	Designated Hitter	.256	90	23	3	17



TEJADA CAREER BATTING BREAKDOWN BY BALLPARK

BALLPARK	AVG	AB	H	HR	RBI	BALLPARK	AVG	AB	H	HR	RBI
AT&T Park	.283	60	17	1	7	Turner Field	.257	35	9	0	1
Busch Stadium	.250	24	6	1	3	Veterans Stadium	.583	12	7	0	4
Gandlestick Park	.286	21	6	0	0	Wrigley Field	.265	34	9	1	5
Chase Field	.375	32	12	1	4	Angel Stadium	.228	267	61	9	39
Cinergy Field	.583	12	7	1	6	Camden Yards	.321	1340	430	68	271
Citizens Bank Park	.375	24	9	3	6	Comerica Park	.277	119	33	3	20
Coors Field	.255	51	13	1	4	Fenway Park	.305	246	75	11	37
Dodger Stadium	.396	48	19	2	10	Kauffman Stadium	.308	201	62	10	39
Dolphin Stadium	.182	22	4	0	0	Kingdome	.314	35	11	0	5
Great American Ball Park	.308	39	12	1	4	McAfee Coliseum	.257	1802	463	83	305
Miller Park	.231	39	9	0	3	Metrodome	.301	183	55	8	23
Minute Maid Park	.300	310	93	8	30	Rangers Ballpark	.322	264	85	14	57
Nationals Park	.231	13	3	0	0	Rogers Centre	.294	248	73	17	53
PETCO Park	.292	24	7	0	5	Safeco Field	.258	217	56	6	32
PNC Park	.218	55	12	3	8	Tiger Stadium	.235	34	8	2	7
Progressive Field	.269	156	42	3	24	Tropicana Field	.311	257	80	5	29
Qualcomm Stadium	.292	24	7	0	0	U.S. Cellular Field	.250	144	36	4	19
RFK Stadium	.227	22	5	0	1	Yankee Stadium	.303	241	73	5	35
Shea Stadium	.200	30	6	0	3						

TEJADA

LEADOFF HR

PINCH-NIT HR

WALK-OFF HR

No.	Date	Opp.	Pitcher	No.	Date	Opp.	Pitcher	No.	Date	Opp.	Pitcher
none				none				1	9/01/02	MIN	E. Guardado
								2	4/22/03	DET	W. Ledezma
								3	8/01/03	NYN	A. Osuna
								4	9/24/04	DET	Esteban Yan
								5	4/07/08	STL	K. McClellan

TEJADA CAREER FIELDING

YEAR	POSITION	PCT	G	PO	A	E	TC	DP
1997	Shortstop	.968	26	54	68	4	126	18
1998	Shortstop	.951	104	173	327	26	526	75
1999	Shortstop	.973	159	291	471	21	783	110
2000	Shortstop	.972	160	233	501	21	755	115
2001	Shortstop	.973	162	256	473	20	749	93
2002	Shortstop	.975	162	229	504	19	752	106
2003	Shortstop	.972	162	240	490	21	751	95
2004	Shortstop	.970	162	263	526	24	813	118
2005	Shortstop	.971	160	252	479	22	753	105
2006	Shortstop	.972	150	237	418	19	674	108
2007	Shortstop	.971	124	149	358	15	522	77
2008	Shortstop	.983	157	187	442	11	640	97
TOTALS		.972	1688	2564	5057	223	7844	1117



J.R. TOWLES

46

Bats/Throws: Right/Right

Height/Weight: 6-2/190

Born: 2/11/84 in Crosby, Texas

Resides: Crosby, Texas

Opening Day Age: 25

ML Service: 0.142

Contract Status: Signed through 2009

Acquired: Selected in the 20th round of the June 2004 Draft.




CAREER HIGHLIGHTS

- ★ Hit a career-high four home runs and drove in a career-high 16 runs in 2008...among rookie backstops in Astros history only Mitch Meluskey (14, 2000), Mark Bailey (9, 1984) and Eddie Taubensee (5, 1992) hit more home runs than he did in 2008...Tony Eusebio also hit four homers as a rookie in 1994.
- ★ Participated in the Astros Elite Camps from 2005-08.
- ★ Named No. 1 on Houston's Top Prospects list by Baseball America prior to the 2008 season...also named the Best Defensive Catcher in the Astros minor league system by Baseball America prior to the 2007 season.
- ★ Set franchise record with eight RBI on Sept. 20, 2007 at STL...was 4x4 with his first Major League home run...his eight RBI was the most for a catcher in an MLB game since Ivan Rodriguez on April 13, 1999 for TEX at SEA (eight RBI tied for second by a catcher since 1957).
- ★ Is the fastest player to have an eight-RBI game, according to SABR...Sept. 20, 2007 was his sixth career game, besting the old mark by Jason Bay (eight RBI in his 21st game on Sept. 19, 2003).
- ★ Hit 317 with eight homers and 27 RBI from May 15-June 15, 2007 with Double A Corpus Christi, earning him a spot on Team USA in the All-Star Futures Game at San Francisco in July...struck out in his only plate appearance, as the World Futures defeated the U.S. 7-2.
- ★ Earned South Atlantic League All Star honors in 2006 and won the SAL Home Run Derby.

10 ASTROS NOTES 10

- ★ Drafted out of North Central Texas College in Gainesville, where Towles played for the Kiangs. In the 2003 season...named an All-Conference selection and led the club to a conference championship...was a member of Astros prospect RHP Brad James...signed by Astros scout Pat Murphy.
- ★ Prior to transferring to NCTC, attended Conn Community College in the Dallas area, where current Astros pitcher Chris Sampson was coaching at the time.
- ★ Named No. 1 on Houston's Top Prospects list by Baseball America prior to the 2006 season...also named the Best Defensive Catcher in the Astros minor league system by Baseball America prior to the 2007 season.
- ★ Traded to the Astros for two prospects on Sept. 21, 2009...the 2009 season is his second option year.



2008: Hit 137 (20x146) with five doubles, four home runs and 16 RBI in 54 games during three stints with the Astros...started the season with Houston before being optioned to Triple A on June 5...was recalled on July 2 and was optioned back to Round Rock on July 21...recalled from Round Rock on Sept. 2 and finished the remainder of the season with Houston...threw out five base runners attempting to steal (27.8 percent caught stealing)...hit 304 with seven homers and 28 RBI for Triple A Round Rock...caught nine of 30 base stealers with the Express.

2007: Hit .375 (15x40) with a home run, five doubles and 12 RBI in 14 games with Houston...recorded a hit in eight of his last nine games, including a seven-game hitting streak from Sept. 20-27...set franchise record with eight RBI on Sept. 20 at STL...was 4x4 with his first Major League home run...his eight RBI was the most for a catcher in an MLB game since Ivan Rodriguez on April 13, 1999 for TEX at SEA (eight RBI tied for second by a catcher since 1957)...eight RBI was the second-most in the Majors in 2007, trailing only the 10 by Garret Anderson on Aug. 21 for the Angels vs. the Yankees...is the fastest player to have an eight-RBI game, according to SABR...Sept. 20 was his sixth career game, besting the old mark by Jason Bay (eight RBI in his 21st game on Sept. 19, 2003)...eight RBI were the most for a rookie since James Loney's nine-RBI game on Sept. 26, 2006...his three extra-base hits also tied the club rookie record...made his first start at catcher on Sept. 15 and recorded his first Major league hit and run...contract purchased on Sept. 4 from Round Rock...finished the 2007 minor league season at Round Rock, where he hit 279 (12x43) with two RBI...began the season at Class A Salem...promoted to Double A Corpus Christi in July...played for U.S. Team at the All-Star Futures Game in July.



MINOR LEAGUES

2006. Named a SAL All-Star after serving as catcher and designated hitter for the Lexington Legends...hit 317 for a club that finished 12 games over .500, belting a career high 12 home runs...also set career highs in RBI (55), doubles (19), runs (39), and stolen bases (13). **2005:** Led the Legends with a .346 (56x162) average...also posted a .436 on-base percentage and a .549 slugging...recorded 14 doubles and 23 RBI in 45 games for Lexington...finished the season with a .993 fielding percentage behind the plate. **2004:** Selected by the Astros in the 20th round of the June draft...hit .243 (27x111) with six doubles and eight RBI in 39 games for Rookie League Greenville...named 2004 Astros Rookie of the Year for Greenville...named Greenville's Defensive Player of the Month twice.

PERSONAL/MISCELLANEOUS

Resides in Crosby, Texas...during the 2008 season, had a street in Crosby named after him (J.R. Towles Lane)...attended Crosby High School where he was All-District three years...represented Crosby in The Houston Area Baseball Game...attended junior college at Col in Community College and North Central Texas College in Gainesville...received two-time All-Conference and All-American.

JUSTIN RICHARD TOWLES

YEAR	CLUB	AVG.	G	AB	R	H	2B	3B	HR	RBI	SH	SF	HB	BB	SO	SB	CS	E
2004	Greenville (R)	.243	39	111	17	27	6	0	0	8	1	1	11	12	23	4	3	0
2005	Lexington (A)	.346	45	162	35	56	14	2	5	23	5	0	10	16	29	11	7	2
2006	Lexington (A)	.317	81	284	39	90	19	2	12	55	4	2	10	21	46	13	5	5
2007	Salem (A)	.200	26	90	14	18	3	2	0	11	4	0	9	12	15	3	5	1
	Corpus Christi (AA)	.324	61	216	47	70	12	2	11	49	0	3	15	23	35	9	4	4
	Round Rock (AAA)	.279	13	43	5	12	0	0	0	2	2	0	1	4	7	2	4	0
	HOUSTON	.375	14	40	9	15	5	0	1	12	0	0	1	3	1	0	1	0
2008	HOUSTON	.137	54	146	10	20	5	0	4	16	3	0	6	16	40	0	0	2
	Round Rock (AAA)	.304	48	168	28	51	8	2	7	28	3	2	6	13	31	4	3	3
MINOR LEAGUE TOTALS		.302	313	1074	185	324	62	10	35	176	18	9	62	101	186	46	31	15
MAJOR LEAGUE TOTALS		.188	68	186	19	35	10	0	5	28	3	0	7	19	41	0	1	2

TOWLES CAREER TRANSACTIONS

- Selected by Houston in the 20th round of the June 2004 Draft.

TOWLES GAME HIGHS

Hits:	4	Sept. 20, 2007 at St. Louis
Home Runs:	1 (5x)	last, April 19, 2008 vs. Colorado
RBI:	8	Sept. 20, 2007 at St. Louis
Stolen Bases:	no Major League stolen bases	
Longest Hitting Streak:	7	Sept. 20-27, 2007
Career Grand Slams:	no Major League grand slams	

TOWLES CAREER BATTING BREAKDOWN

2008					Career					2009					Career						
AVG	AB	H	HR	RBI	AVG	AB	H	HR	RBI	AVG	AB	H	HR	RBI	SPLIT	AVG	AB	H	HR	RBI	
.137	146	20	4	16	Overall	.188	86	35	5	28	.125	8	1	0	2	Texas	.125	8	1	0	2
.167	6	1	0	1	Arizona	.167	6	1	0	1	.156	64	10	3	8	Home	.175	80	14	3	9
.000	5	0	0	0	Atlanta	.111	9	1	0	0	.122	82	10	1	8	Road	.198	106	21	2	19
.125	16	2	1	2	Ch. Cubs	.125	16	2	1	2	.118	51	6	2	9	Day	.140	57	8	2	10
.222	9	2	0	0	Cinc. nat.	.286	21	6	0	1	.147	95	14	2	7	Night	.209	129	27	3	18
.250	8	2	1	2	Colorado	.250	8	2	1	2	.147	136	20	4	16	Before All-Star	.147	136	20	4	16
.125	8	1	1	3	Florida	.125	8	1	1	3	.000	10	0	0	0	After All-Star	.300	50	15	1	12
.154	13	2	0	2	L.A. Dodgers	.154	13	2	0	2	.222	27	6	1	5	vs. Left-handers	.250	36	9	1	6
.083	12	1	0	1	Milwaukee	.083	16	1	0	1	.118	119	14	3	11	vs. Right-handers	.173	150	26	4	22
.125	8	1	0	0	Philadelphia	.125	8	1	0	0	.189	37	7	1	11	Scoring Position	.286	49	14	1	21
.167	6	1	0	0	Pittsburgh	.267	15	4	0	1	.000	3	0	0	2	Bases Full	.250	4	1	0	5
.111	18	2	1	2	St. Louis	.310	29	9	2	12	.000	2	0	0	0	Pinch Hitter	.000	2	0	0	0
.231	13	3	0	1	San Diego	.231	13	3	0	1											
.143	7	1	0	0	San Francisco	.143	7	1	0	0											
.000	9	0	0	0	Washington	.000	9	0	0	0											
.000	0	0	0	0	March	.000	0	0	0	0											
.197	61	12	4	10	April	.197	61	12	4	10											
.094	53	5	0	4	May	.094	53	5	0	4											
.000	3	0	0	0	June	.000	3	0	0	0											
.130	23	3	0	2	July	.130	23	3	0	2											
.000	6	0	0	0	September	.326	46	15	1	12											

TOWLES CAREER BATTING BREAKDOWN BY BALLPARK

BALLPARK	AVG	AB	H	HR	RBI	BALLPARK	AVG	AB	H	HR	RBI
AT&T Park	.143	7	1	0	0	Minute Maid Park	.175	80	14	3	9
Busch Stadium	.318	22	7	1	11	Nationals Park	.000	4	0	0	0
Chase Field	.167	6	1	0	1	PETCO Park	.200	10	2	0	1
Citizens Bank Park	.000	1	0	0	0	PNC Park	.250	4	1	0	0
Dodger Stadium	.000	6	0	0	0	Turner Field	.000	4	0	0	0
Dolphin Stadium	.000	2	0	0	0	Wigley Field	.167	6	1	1	2
Great American Ball Park	.300	20	6	0	1	Rangers Ballpark	.125	8	1	0	2
Miller Park	.167	6	1	0	1						

LEADOFF HR PINCK-HIT HR WALK-OFF HR

No.	Date	Opp.	Pitcher	No.	Date	Opp.	Pitcher	No.	Date	Opp.	Pitcher
none				none				none			

TOWLES CAREER FIELDING

Year	Position	PCT.	G	PO	A	E	TC	DP
2007	Catcher	1.000	14	65	6	0	71	1
2008	Catcher	.994	53	312	3	2	327	1
Total		.995	67	377	19	2	398	2



POLIN TRINIDAD

82

Bats/Throws: Left/Left

Height/Weight: 6-3/170

Born: 11/19/84 in El Seibo, DR

Resides: Hato Mayor, DR

Opening Day Age: 24

ML Service: 0.000

Contract Status: Signed through 2009

Acquired: Signed as a non-drafted free agent on June 7, 2002.

LHP

TRINIDAD

CAREER HIGHLIGHTS

- ★ Has appeared in 108 career minor league games (87 starts), posting a 3.56 ERA (209ER/528.2IP) and a 26-24 record...has never pitched above the Double A level.
- ★ Added to the Astros 40-man roster for the first time following the 2008 season...participated in the 2008 MLB XM All-Star Futures Game and recorded a strikeout and a double play in his 1.0 inning of work for the World Team.
- ★ Won Pitcher of the Month twice in 2008...won the distinction in June for Corpus Christi after going 2-1 with a 2.51 ERA (8ER/28.2IP) in five starts...also was named Salem's Pitcher of the Month in April after posting a 2-0 record and a 1.74 ERA (6ER/31.0IP) in five starts.
- ★ Named by *Baseball America* prior to the 2008 season as possessing the best control among all Astros minor leaguers.
- ★ Finished first in the Appalachian League in innings pitched (75.1), third in ERA (2.39) and fifth in strikeouts (66) en route to being named an Appalachian League All-Star in 2006.

10 SEASONS *Astros* NOTES 10 SEASONS

★ Signed by Houston as a 17-year-old amateur out of the Dominican Republic...Astros went to the Liberty and Kick Aponte.

★ Named prospect and Baseball America.

★ Added to the Astros 40-man roster...his career following the 2008 season.

MINOR LEAGUES:

2008 Finished the season 10-7 with a 3.14 ERA (59ER/169.1IP) in 28 starts with Corpus Christi and Salem. began the season with Salem by winning the club's Pitcher of the Month for April after posting a 2-0 record and a 1.74 ERA (6ER/31IP) in his first five starts...promoted to Corpus Christi in late May...during his five June starts, went 2-1 with a 2.51 ERA (8ER/28.2IP) en route to being named Corpus Christi's Pitcher of the Month...participated in the XM All-Star Futures Game during the Major League All-Star Break and tossed 1.0 scoreless inning for the World Team...played for Lacey in the Dominican Winter League...**2007** Split the season between Lexington and Salem and went 8-9 with a 3.96 ERA (69ER/157IP) in 27 starts...led Lexington in strikeouts (120)...pitched for Lacey in the Dominican Winter League and went 0-1 with a 4.73 ERA (7ER/13.1IP) in 14 rel of appearances...**2006** Went 4-4 with a 2.59 ERA (24ER/83.1IP) in 15 games (14 starts) for Tri-City and Greenville...finished first in the Appalachian League in innings pitched (75.1), third in ERA (2.39) and fifth in strikeouts (66), en route to being named an Appalachian League All-Star...**2005** Pitched for Greenville in his fourth professional season and first in the United States...**2004** Spent his third consecutive season in the Dominican Summer League, appearing in five games (one start)...**2003** Made only two starts in his second professional season...**2002** Appeared in 17 games, compiling a 2-1 record and a 4.74 ERA (26ER/49.1IP) in his first professional season.

POLIN TRINIDAD

YEAR	CLUB	W-L	ERA	G	GS	CG	SHO	SV	IP	H	R	ER	HR	HB	BB	SO	WP	BK
2002	DSL Astros (R)	2-1	4.74	17	7	0	0	0	49.1	59	32	26	1	3	6	49	5	0
2003	DSL Astros (R)	0-1	2.57	2	2	0	0	0	7.0	7	5	2	0	0	2	6	1	0
2004	DSL Astros (R)	1-1	1.38	5	1	0	0	0	13.0	9	4	2	0	0	3	12	1	0
2005	Greenville (R)	1-2	4.89	14	8	0	0	2	49.2	65	34	27	5	5	11	47	5	1
2006	Tri-City (A)	0-0	4.50	2	1	0	0	0	8.0	14	4	4	0	0	3	5	0	1
2006	Greenville (R)	4-4	2.39	13	13	0	0	0	75.1	59	24	20	2	3	10	66	0	2
2007	Lexington (A)	6-8	4.18	23	23	1	0	0	131.1	118	62	61	16	8	35	120	3	7
	Salem (A)	2-1	2.81	4	4	0	0	0	25.2	23	9	8	4	1	3	23	0	1
2008	Salem (A)	4-2	2.32	10	10	0	0	0	62.0	46	18	16	2	1	11	34	1	1
	Corpus Christi (AA)	6-5	3.61	18	18	0	0	0	107.1	109	47	43	13	4	21	75	4	2
MINOR LEAGUE TOTALS:		26-24	3.56	108	87	1	0	2	528.2	509	239	209	43	25	105	437	20	9

TRINIDAD CAREER TRANSACTIONS

- Signed by Houston as a non-drafted free agent on June 7, 2002

TRINIDAD



JOSE VALVERDE

47

Bats/Throws: Right/Right

Height/Weight: 6-4/254

Born: 3/24/78 in San Pedro de Macoris, DR

Resides: Altos de Arroyo Hondo, DR

Opening Day Age: 31

MLB Service: 5.090

Contract Status: Signed through 2009

Acquired: From Arizona in exchange for IF Chris Burke, RHP Juan Gutierrez and RHP Chad Qualls on Dec. 14, 2007.

RHP

CAREER HIGHLIGHTS

- ★ Is 15-17 with a 3.31 career ERA (122ER/332IP), 414 strikeouts and 142 saves in six Major League seasons for Arizona (2003-07) and Houston (2008)
- ★ Has appeared in 327 games, all in relief...his 142 career saves ranks fourth all-time among Dominican-born pitchers.
- ★ His 91 saves since the beginning of the 2007 season lead the NL and rank second in the Majors (F. Rodriguez, 102)
- Set career-high totals in wins (6), winning percentage (.667), games (74), games finished (71), innings pitched (72.0), strikeouts (83) and hits allowed (62) in 2008.
- ★ Recorded a career-high and Major League-best 47 saves in 2007...his 47 saves in 2007 tied for 16th on the all-time list for saves in a single season and tied for ninth among active pitchers...set the Arizona franchise record for the most saves in one season...is Arizona's all-time franchise saves leader with 98 saves.
- ★ Named a 2007 NL All-Star named National League Player of the Week for May 13-19, 2007, going 3-for-3 in save opportunities with four strikeouts in 4.0 innings pitched...was one of 10 finalists for the 2007 DHL Presents the Major League Baseball Delivery Man of the Year Award.
- ★ Appeared in four postseason games for the Diamondbacks in 2007 posting a 1.93 ERA (1ER/4.2IP)...in three Division Series appearances, successfully converted one save while striking out six in 3.0 scoreless innings...received the loss in his only appearance in the NLCS, allowing one run in 1.2 innings.
- ★ Led National League rookies with 10 saves in 2003...made his Major League debut on June 1, 2003 and converted his first career save in his next appearance on June 4, 2003 vs. CWS...earned the NL Rolaids Pitcher of the Month Award for June 2003 after posting a 1.29 ERA with nine saves, 18 strikeouts and one win in 14.0 innings...became the first rookie Diamondback to win NL Player of the Week honors (June 16-22, 2003).

2008: Finished 6-3 with a 3.38 ERA (27ER/72.0IP) and 44 saves in a career-high 74 appearances for Houston...held left-handed hitters to a .190 (23x121) batting average and all hitters to .225 (62x276)...the Astros were 60-14 in games in which he pitched...led the National League with 44 saves and ranked second in the Majors, trailing only the Angels' Francisco Rodriguez (62)...tied Billy Wagner (2003) for the Houston franchise record for saves in a single season...recorded 40 saves in back-to-back seasons and has led the NL in saves in consecutive seasons (47 saves in 2007)...posted a streak of 17.2 consecutive scoreless innings from Aug. 9-Sept. 25...also recorded a 17.2 consecutive scoreless innings streak from April 20-May 21...was the only 2008 Astros pitcher to post multiple consecutive scoreless innings streaks of 17.0 or more innings...was also the only NL pitcher record two consecutive scoreless innings streaks among the top 25 in 2008...posted a streak of 18 consecutive successful save chances from July 25-Sept. 25...successfully converted 19 of his last 20 save chances, in addition to 28 of 31 since June 20...was 1-0 with 17 saves and a 0.46 ERA (1ER/19.2IP) in his last 21 appearances since Aug. 9...recorded a save in a franchise-record 15 consecutive appearances from Aug. 9-Sept. 10 (previous: 10, Dave Smith, Oct. 1, 1985-May 2, 1986)...15 consecutive appearances with a save was the longest streak in the Majors in 2008...posted a 0.70 ERA (2ER/25.2IP) from July 25 until the end of the season (27 games)...selected as the winner of the "DHL Presents the Major League Baseball Delivery Man of the Month Award" for August...recorded 10 saves and a 0.64 ERA (1ER/14IP) in 14 August appearances...10 August saves tied the club record for saves during August (Billy Wagner, 2002)...tied a club record and ranked tied for second in the NL with seven June saves...recorded his 15th save of the season on May 23 after being hit in the head by a line drive off the bat of Pedro Felix...finished tied for the MLB lead with 10 saves in May, the second-most saves during the month in club history (Wagner, 11 in 2003)...tossed a scoreless 9th inning for his 100th career save on April 20 vs. COL...became the 21st active pitcher in MLB with 100-plus career saves and the 114th all-time.

10 YEARS Astros NOTES 10 YEARS

- ★ Nicknamed "Papa Grande", Valverde originally signed with Arizona as an 18-year-old non-drafted free agent on Jan. 15, 1997...signed by Diamondbacks scout Junior Nobeas.
- ★ Named the Rolaids Relief Man of the Year in 2007 after posting 47 saves and a 2.66 ERA (19ER/64.1IP). In 2008, he received the DHL Delivery Man of the Month for August after posting 10 saves and a 0.64 ERA (1ER/14IP).
- ★ Highly superstitious, Valverde always carries a piece of gum while pitching and has never stepped on a foul line after his uncle Jose Mercedes, a former Major League player, said it would bring him bad luck.
- ★ Avoided arbitration by signing a one-year contract with Houston on Jan. 12, 2009...eligible for free agency following the 2009 season.



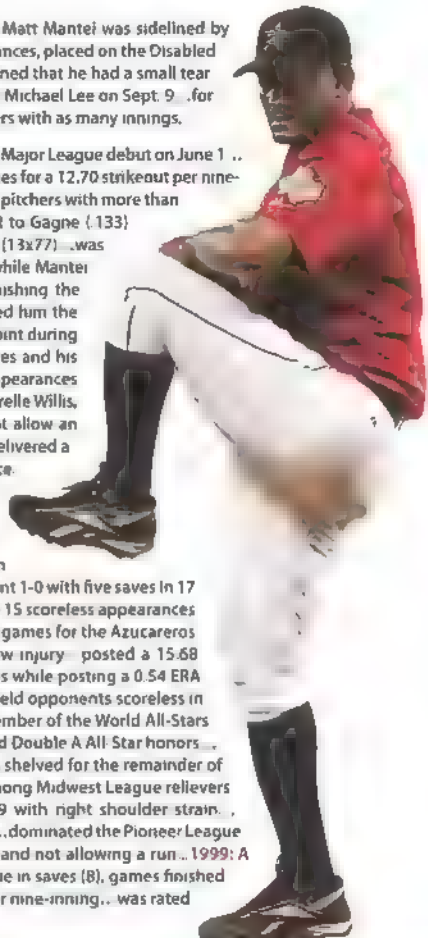
2007: Selected to his first career All-Star game as a reserve pitcher, but did not appear in the game...was the Major League leader in saves with 47...his 47 saves ranks tied for 15th with five other players on the all-time list for saves in a single season... named National League Player of the Week for May 13-19, going 3-for-3 in save opportunities, with four strikeouts in 4.0 innings pitched...broke the single-season franchise record for saves with his 37th on Aug. 16 at FLA (the previous record was 36 set by Byung-Hyun Kim in 2002)...on June 23 against BAL, collected his 75th save as a D-back, passing Matt Mantei for first-place in franchise history... recorded a franchise record four saves in four consecutive games from September 5-9...held opponents to a .196 average, ranking 18th in the Majors and ninth in the National League.

2006: Led the team with a career-best 18 saves, despite spending six weeks in the minors... converted 82 percent of his save opportunities (18 of 22)... the 18 saves accounted for the sixth-highest, single-season total in franchise history...limited right-handed batters to a .192 average (19x99) with 44 strikeouts while lefties hit 323 (31x96) against him... owned a 2.42 ERA (6ER/22 1IP) away from home and an 8.67 ERA (26ER/27IP) at Chase Field... picked up saves in nine consecutive appearances from April 22-May 14...optioned to Triple A Tucson on July 3 and appeared in 15 games...over his last 11 outings for the Sidewinders, recorded three saves and owned a 0.66 ERA (1ER/13.2IP)...recalled on August 14 and had a 1.94 ERA over his final 14 appearances, allowing four runs over 18.2 innings with 24 strikeouts and only four walks...recorded his 50th career save on Sept. 27 in SF.

2005: Rebounded from an injury-disrupted 2004 season to lead the team with 15 saves...converted 88 percent of save chances (15 of 17) and posted a 2.44 ERA... was sidelined with right biceps tendinitis to open the year then returned to the active roster on May 2...notched his first save of the year on May 19 in HOU, retiring all four batters faced, including two strikeouts... dominated the opposition over five outings from July 27-Aug. 4, with 14 of the 20 outs coming via strikeouts, including a career-best five strikeouts during his 2.0 shutout frames vs. MIL on July 27...from June 15 through the end of the season, posted a 1.09 ERA over 44 outings, permitting six runs in 49.1 innings with 58 strikeouts and a .170 opponents average (29x171)...closed the year with a scoreless streak of 16.0 innings spanning 15 outings from September 4-October 1, going 2-0 with 10 saves while the opposition batted .113 (6x53).

2004: For the second consecutive season, stepped into the closer's role when Matt Mantei was sidelined by injury but placed on the Disabled List with a shoulder injury...after 29 appearances, placed on the Disabled List retroactive to June 14 with right shoulder tendinitis... it was later determined that he had a small tear in the labrum in his right shoulder, which was repaired arthroscopically by Dr. Michael Lee on Sept. 9...for the season, he averaged 11.53 strikeouts per nine-innings, ninth among hurlers with as many innings.

2003: Spent the season's first two months with Triple A Tucson before making his Major League debut on June 1... led National League rookies with 10 saves...recorded 71 strikeouts in 50.1 frames for a 12.70 strikeout per nine-innings ratio, second only to Cy Young Award winner Eric Gagne (14.98) among pitchers with more than 50.0 innings pitched... opponents hit 137 (24x175) against him, also second to Gagne (133) among all pitchers... held righties to a .112 mark (11x98) and lefties to .169 (13x77)...was recalled on June 1 and debuted that day at SD...took over duties as closer while Mantei was sidelined and converted all nine save chances he had during June, finishing the month 1-0 with a 1.29 ERA and 18 strikeouts in 14.0 innings... his work earned him the National League Rolands Pitcher of the Month Award for June... was the focal point during the team-record, 12-game winning streak from June 18-30, recording six saves and his first Major League win in nine appearances...went 1-0 with four saves in five appearances from June 16-22 to share the NL Player of the Week honors with Florida's Dontrelle Willis, becoming the first rookie in Diamondback history to win the award...did not allow an earned run in 18 appearances, spanning 16.0 frames, from June 15-July 23...delivered a double on Sept. 20 at MIL for his first career hit in his first-ever plate appearance.



VALVERDE

MINOR LEAGUES:

2002: Following a season cut short by an elbow injury, Jose got his first taste of AAA action...was also impacted by a back strain that landed him on the Disabled List for three weeks of that span (May 4-24)...once healthy he went 1-0 with five saves in 17 games from June 1-July 11, fanning 30 batters in 18.2 frames...included were 15 scoreless appearances while holding opposing batters hitless in 12 of those affairs...appeared in 13 games for the Azucareros of the Dominican League. **2001:** Season was cut short because of an elbow injury...posted a 15.68 strikeouts per nine-inning ratio at Double A El Paso...went 1-0 with five saves while posting a 0.54 ERA (1ER/16.2IP) with 29 strikeouts in his first 15 games at the Double A level...held opponents scoreless in 11 consecutive contests (13.0IP) from April 16-May 12, striking out 22...a member of the World All-Stars team at the Futures Game in Seattle during the All-Star Break, he also received Double A All-Star honors...made only one more appearance following the Futures Game, before he was shelved for the remainder of the season. **2000:** Led Class A South Bend with 14 saves and ranked third among Midwest League relievers with 11.09 strikeouts per nine-inning ratio...was disabled from July 10-29 with right shoulder strain...transferred to Rookie League Missoula after activation from the Disabled List...dominated the Pioneer League by striking out 24 in 11.2 innings, holding the opposition to a .075 average and not allowing a run...1999: A reliever for the Rookie League Diamondbacks, he ranked second in the league in saves (8), games finished (17) and Rolands relief points (22)...led relief pitchers with 14.76 strikeouts per nine-inning...was rated by *Baseball America* as the No. 4 prospect in the Arizona League.

2009 HOUSTON ASTROS

PERSONAL/MISCELLANEOUS

he and his wife, Luisa, have one daughter, Montscrat, and reside in Santo Domingo, Dominican Republic. He graduated from Escuela San Lorenzo in El Seybo, DR, in 1997. His brother, Jonathan, signed a minor league free-agent contract with the Diamondbacks in 2006. Jose has a pair of uncles who have professional playing experience, Jose Mercedes pitched for Milwaukee (1994-98), Baltimore (2000-2001) and Montreal (2003), while Carlos Mercedes played in the minors.

JOSE RAFAEL VALVERDE

YEAR	CLUB	W-L	ERA	G	GS	CG	SHO	SV	IP	H	R	ER	HR	HP	BB	SO	WP	BK
1997	Boca Chica (R)	0-0	5.30	14	0	0	0	0	18.2	20	12	11	1	2	13	19	6	1
1998	Boca Chica (R)	1-3	1.75	23	4	0	0	7	51.1	31	14	10	2	2	22	56	3	0
1999	AZL Diamondbacks (R)	1-2	4.08	20	0	0	0	8	28.2	34	21	13	1	4	10	47	1	1
	South Bend (A)	0-0	0.00	2	0	0	0	0	2.2	2	0	0	0	1	2	3	1	1
2000	South Bend (A)	0-5	5.40	31	0	0	0	14	31.2	31	20	19	1	3	25	39	8	0
	Missoula (R)	1-0	0.00	12	0	0	0	4	11.2	3	0	0	0	0	4	24	2	0
2001	El Paso (AA)	2-2	3.92	39	0	0	0	13	41.1	36	19	18	1	4	27	72	6	1
	Tucson (AAA)	2-4	5.85	49	0	0	0	5	47.2	45	33	31	8	5	23	65	4	2
2003	Tucson (AAA)	1-1	3.10	22	0	0	0	5	29.0	26	11	10	1	2	5	8	3	0
	ARIZONA	2-1	2.15	54	0	0	0	10	50.1	24	16	12	4	2	26	71	2	0
2004	ARIZONA	1-2	4.25	29	0	0	0	8	29.2	23	17	14	7	1	17	38	4	0
	Tucson (AAA)	1-1	4.22	10	1	0	0	3	10.2	9	5	5	0	2	5	5	1	0
2005	Tucson (AAA)	0-0	0.00	2	0	0	0	0	2.0	1	0	0	0	0	1	3	0	0
	ARIZONA	3-4	2.44	61	0	0	0	15	66.1	51	19	18	5	2	20	75	3	0
2006	ARIZONA	2-3	5.84	44	0	0	0	18	49.1	50	32	32	6	2	22	69	2	0
	Tucson (AAA)	1-0	3.06	15	0	0	0	3	17.2	13	9	6	1	0	10	18	1	0
2007	ARIZONA	1-4	2.66	65	0	0	0	47	64.1	46	21	19	7	3	26	78	1	0
2008	HOUSTON	6-3	3.38	74	0	0	0	44	72.0	62	28	27	10	2	23	83	3	2
MINOR LEAGUE TOTALS		10-14	3.74	225	5	0	0	62	269.2	231	132	112	16	25	143	358	36	6
MAJOR LEAGUE TOTALS		15-17	3.31	327	0	0	0	142	332.0	256	133	122	39	12	134	414	15	2

ALL-STAR RECORD

YEAR	LEAGUE/SITE	W-L	ERA	G	GS	CG	SHO	SV	IP	H	R	ER	HR	HB	BB	SO	WP	BK
2007	NL/San Francisco	-- did not play --																

DIVISION SERIES RECORD

YEAR	CLUB	W-L	ERA	G	GS	CG	SHO	SV	IP	H	R	ER	HR	HB	BB	SO	WP	BK
2007	ARI vs. CHC	0-0	0.00	3	0	0	0	1	3.0	1	0	0	0	0	1	6	0	0

LEAGUE CHAMPIONSHIP SERIES RECORD

YEAR	CLUB	W-L	ERA	G	GS	CG	SHO	SV	IP	H	R	ER	HR	HB	BB	SO	WP	BK
2007	ARI vs. COL	0-1	5.40	1	0	0	0	0	1.2	1	1	1	0	0	3	2	0	0

VALVERDE CAREER TRANSACTIONS

- Signed by Arizona as a non-drafted free agent on Jan. 31, 1997
- On Disabled List, June 18-Nov. 19, 2004 (right shoulder tendinitis).
- On Disabled List, April 2-May 2, 2005 (right bicep tendinitis)
- Acquired by Houston from Arizona in exchange for IF Chns Burke, RHP Juan Gutierrez and RHP Chad Qualls on Dec. 14, 2007.

VALVERDE CAREER HIGHS

Longest Winning Streak:2 (6x) last, Aug. 2 Sept. 26, 2008
Longest Losing Streak:5 -- May 28, 2006-July 8, 2007
Strikeouts:5 (2x) -- last, June 20, 2006 at Tampa Bay
Walks:3 (2x) -- last, April 24, 2004 vs. San Diego
Innings (starter):no Major League starts
Innings (reliever):2.0 (18x) last, May 4, 2008 vs. Milwaukee
Low-Hit Game (CG):no Major League complete games

2009 HOUSTON ASTROS



VALVERDE CAREER PITCHING BREAKDOWN

2008						Career						2008						Career					
W-L-S	ERA	G	IP	ER	TEAM	W-L-S	ERA	G	IP	ER	W-L-S	ERA	G	IP	ER	TEAM	W-L-S	ERA	G	IP	ER		
6-3-44	3.38	74	72.0	27	Overall	15-17-142	3.31	327	332.0	122	0-1-0	9.00	2	1.0	1	Balt more	0-1-3	1.80	6	5.0	1		
0-1-6	5.19	9	8.2	5	Interleague	0-2-16	3.79	35	35.2	15	0-0-2	4.50	2	2.0	1	Boston	0-0-2	3.00	3	3.0	1		
0-0-2	0.00	2	2.0	0	Arizona	0-0-2	0.00	2	2.0	0	-	-	-	-	Ch. White Sox	0-0-1	0.00	2	2.0	0			
1-0-1	2.08	4	4.1	1	Atlanta	2-1-1	4.80	14	15.0	8	-	-	-	-	Cleveland	0-0-1	0.00	2	2.0	0			
0-0-6	1.59	6	5.2	1	Chi. Cubs	0-0-13	0.90	20	20.0	2	-	-	-	-	Detroit	0-0-1	0.00	4	4.0	0			
0-0-6	1.17	8	7.2	1	Cincinnati	1-2-10	2.41	22	18.2	5	-	-	-	-	Kansas City	0-0-1	6.75	3	4.0	3			
0-0-2	0.00	2	2.0	0	Colorado	0-1-13	3.14	26	28.2	10	-	-	-	-	L.A. Angels	0-0-0	27.00	1	1.0	3			
0-0-0	0.00	3	3.0	0	Florida	0-0-5	1.59	12	11.1	2	-	-	-	-	Minnesota	0-1-0	0.00	3	3.0	0			
-	-	-	-	-	Houston	0-0-6	0.00	11	12.0	0	0-0-0	0.00	1	1.0	0	N.Y. Yankees	0-0-0	0.00	1	1.0	0		
0-0-2	0.00	2	1.1	0	L.A. Dodgers	0-1-13	2.35	29	30.2	8	-	-	-	-	Seattle	0-0-0	36.00	1	1.0	4			
0-0-3	2.25	7	8.0	2	Milwaukee	0-0-6	0.93	17	19.1	2	0-0-2	4.50	2	2.0	1	Tampa Bay	0-0-3	1.80	4	5.0	1		
1-0	0.00	4	4.0	0	N.Y. Mets	1-2-3	6.61	17	16.1	12	0-0-2	6.75	2	2.2	2	Texas	0-0-2	4.91	3	3.2	2		
0-1-1	27.00	3	2.1	7	Philadelphia	0-1-4	9.49	11	12.1	13	-	-	-	-	Toronto	0-0-2	0.00	2	1.0	0			
0	4.10	7	5.0	6	Pittsburgh	1-1-12	7.63	17	15.1	13	5-1-23	3.73	40	41.0	17	Home	12-10-73	3.94	174	175.2	77		
1-0-3	3.86	7	7.0	3	St. Louis	1-0-8	3.68	16	14.2	6	1-2-21	2.90	34	31.0	10	Road	3-7-69	2.39	153	156.1	45		
2-0-0	2.45	2	3.2	1	San Diego	6-1-11	3.00	30	30.0	10	0-0-16	1.90	23	23.2	5	Day	1-3-46	2.39	98	101.2	27		
0-0-5	0.00	5	4.1	0	San Francisco	1-2-14	2.72	37	39.2	12	6-3-28	4.10	51	48.1	22	Night	14-14-96	3.71	229	230.1	95		
1-0-2	0.00	3	3.0	0	Washington	2-3-5	3.48	11	10.1	4	4-2-24	3.80	45	45.0	19	Before All-Star	9-13-82	4.16	189	188.1	87		
3-1-5	6.92	12	13.0	10	Apr.	3-3-20	4.15	43	43.1	20	2-1-20	2.67	29	27.0	8	After A-Star	6-4-60	2.19	138	43.2	35		
1-0-10	1.20	15	5.0	2	May	4-7-32	5.00	65	63.0	35	6-3-44	3.38	74	72.0	27	Relief	15-17	42	331	327	332.0	122	
0-1-7	5.11	13	12.1	7	June	2-2-28	4.06	65	68.2	31	-	-	-	-	-	-	-	-	-	-	-		
0-1-5	6.75	9	8.0	6	July	0-3-11	2.82	42	38.1	12	-	-	-	-	-	-	-	-	-	-	-		
1-0-10	0.64	14	14.0	1	August	3-2-23	2.37	58	64.2	17	-	-	-	-	-	-	-	-	-	-	-		
1-0-7	0.93	11	9.2	1	September	3-0-27	1.20	52	52.1	7	-	-	-	-	-	-	-	-	-	-	-		
-	-	-	-	-	October	0-0-1	0.00	2	1.2	0	-	-	-	-	-	-	-	-	-	-	-		

VALVERDE CAREER PITCHING BREAKDOWN BY BALLPARK

	W-L-S	ERA	G	IP	ER		W-L-S	ERA	G	IP	ER
AT&T Park	0-1-7	1.76	15	15.1	3	Qualcomm Stadium	0-0-0	4.50	3	2.0	1
Busch Stadium	0-0-2	0.00	3	3.0	0	RFK Stadium	0-0-2	0.00	2	2.0	0
Chase Field	7-9-51	3.98	135	135.2	60	Rogers Centre	0-0-2	0.00	2	1.0	0
Citizens Bank Park	0-1-1	12.91	7	7.2	11	Shea Stadium	0-1-2	4.15	5	4.1	2
Coors Field	0-1-7	2.04	15	17.2	4	Turner Field	0-0-0	4.00	8	9.0	4
Dodger Stadium	0-0-6	1.50	13	12.0	2	Wngley Field	0-0-7	0.82	11	11.0	1
Dolphin Stadium	0-0-4	2.45	8	7.1	2	Camden Yards	0-1-2	2.25	5	4.0	1
Great American Ball Park	0-2-2	7.11	8	6.1	5	Comerica Park	0-0-1	0.00	2	2.0	0
Miller Park	0-0-4	0.00	10	11.1	0	Metrodome	0-0-0	0.00	1	1.0	0
Minute Maid Park	5-1-26	3.30	45	46.1	17	Kauffman Stadium	0-0-1	4.50	2	2.0	1
Nationals Park	0-0-1	0.00	1	1.0	0	Rangers Ballpark	0-0-1	0.00	2	2.1	0
PETCO Park	2-0-5	4.85	10	13.0	7	Tropicana Field	0-0-2	2.25	3	4.0	1
PNC Park	1-0-6	0.00	9	8.2	0	U.S. Cellular Field	0-0-0	0.00	1	1.0	0
Progressive Field	0-0-0	0.00	1	1.0	0						

VALVERDE CAREER FIELDING

YEAR	POSITION	PCT.	G	PO	A	E	TC	DP
2003	Pitcher	1.000	54	3	1	0	4	0
2004	Pitcher	.750	29	4	2	2	8	0
2005	Pitcher	1.000	61	3	7	0	10	0
2006	Pitcher	1.000	44	1	1	0	2	0
2007	Pitcher	1.000	65	5	2	0	7	0
2008	Pitcher	.900	74	6	3	1	10	0
TOTALS		.927	327	22	16	3	41	0

VALVERDE MAJOR LEAGUE BATTING

YEAR CLUB	AVG	G	AB	R	H	2B	3B	HR	RBI	SH	SF	HB	BB	SO	SB	CS	E
2003 Arizona	1.000	54	1	1	1	1	0	0	0	0	0	0	0	0	0	0	1



WESLEY WRIGHT

53

Bats/Throws: Right/Left

Height/Weight: 5-11/160

Born: 1/28/85 in Montgomery, AL

Resides: Grady, AL

Opening Day Age: 24

ML Service: 1.000

Contract Status: Signed through 2009

Acquired: From Los Angeles (NL) in the Rule V

Major League draft on Dec. 6, 2007.

LHP

CAREER HIGHLIGHTS

- ★ Is 4-3 with one save and a 5.01 ERA (31ER/55.2IP) in 71 career appearances, all made in 2008.
- ★ His 71 outings in 2008 were the most appearances as a rookie in the Majors...ranked tied for fourth all-time among Astros rookies in appearances and tied with Al Osuna (1991) for the most among left-handed rookies...71 appearances tied for fifth by a left-handed reliever in club history...set a franchise record for the most appearances prior to the All-Star Break by a left-handed rookie (44)...previous record was held by Al Osuna (36, 1991).
- ★ Recorded his 1st career save on July 29 vs. CIN...was the first Astros rookie to record a save since Chad Qualls on Sept. 12, 2004 at PIT and was the first left-handed Astros rookie to record a save since Trever Miller did so on April 26, 1998 at MON.
- ★ Played five seasons in the Dodgers minor league system before being selected by Houston in the Rule V draft in December 2007
- ★ Ranked by *Baseball America* as the 30th-best prospect in the Dodgers organization prior to the 2006 season.

2008: Finished 4-3 with one save and a 5.01 ERA (31ER/55.2IP) in 71 appearances. selected by Houston in the Rule V Draft in December 2007...his 71 outings were the most appearances as a rookie in the Majors...ranked tied for fourth all-time among Astros rookies in appearances and tied with Al Osuna (1991) for the most among left-handed rookies...71 appearances are tied for fifth by a left-handed reliever in club history...struck out 57 hitters, second among NL rookie relievers and fifth among MLB rookie relievers... among Astros rookie relievers, his 57 strikeouts ranked 11th all-time and were the most since Chad Qualls struck out 60 in 2005...limited left-handed batters to a .207 average (19x52) and all opposing hitters to a .214 average. led all NL rookie relievers with four wins and tied for fourth with three losses...did not allow a run in 12 consecutive games from July 8-Aug. 5, a span of 6.2 innings...recorded his first career save on July 29 vs. CIN. was the first Astros rookie to record a save since Chad Qualls on Sept. 12, 2004 at PIT and was the first left-handed Astros rookie to record a save since Trever Miller did so on April 26, 1998 at MON...set a franchise record for the most appearances prior to the All-Star Break by a left-handed rookie (44)...previous record was held by Al Osuna (36, 1991)...earned his first career win on April 4 after retiring the only batter faced...made his Major League debut on March 31 at SD. retired the only batter faced...posted a 2.38 ERA (3ER/11.1IP) in 11 relief appearances during Spring Training.

MINOR LEAGUES:

2007: Posted a combined 3.92 ERA (34ER/78IP) in 44 games (two starts) between Triple A Las Vegas and Double A Jacksonville of the Dodgers organization...pitched 30 games for Jacksonville and was 6-2 with a 2.49 ERA (17ER/61.1IP) and two saves. also recorded 68 strikeouts in 61.1 innings pitched. was 0-1 with a 5.06 ERA (12ER/21.1IP) in 12 games for the Peoria Saguaros in the Arizona Fall League in 2007.. **2006:** Split the season between Class A Vero Beach and Double A Jacksonville. was 3-3 with a 1.49 ERA (7ER/42.1IP) in 26 games at Class A while going 1-1 with a 4.64 ERA (11ER/21.1IP) in 15 games at Double A...ranked by *Baseball America* as the 30th-best prospect in the Dodgers organization. was selected to play for the North Shore Honu of the Hawaii Winter Baseball League following the season. his 1.55 ERA was third-best in the Hawaii Winter Baseball League (minimum 0.8 IP/team game). **2005:** Was 1-5 with a 1.93 ERA (13ER/60.2IP) and 68 strikeouts and one save in 30 games for Class A Columbus. promoted to Class A Vero Beach and posted a 9.45 ERA (7ER/6.2IP) in six games... **2004:** In 17 games at the Gulf Coast League Dodgers, was 3-3 with a 6.29 ERA (31ER/44.1IP). **2003:** Posted a 3.58 ERA (15ER/37.2IP) in 14 games for the Gulf Coast League Dodgers in his first season of play.

10 SEASONS
MAJOR LEAGUE
Astros NOTES
10 SEASONS
MAJOR LEAGUE

- ★ Attended Goshen High School in Goshen, Alabama. Before being selected by the Dodgers in the seventh round of the June 2003 draft...signed by former Dodgers scout and current Astros East Coast Scouting Supervisor, Clarence Johns.
- ★ Named the Astros 2008 Rookie of the Year by the Houston Chapter of the BBWAA.
- ★ Under club control through the 2013 season.



2009 HOUSTON ASTROS



DEQUAM LAWESLEY WRIGHT

YEAR	CLUB	W-L	ERA	G	GS	CG	SHO	SV	IP	H	R	ER	HR	HP	BB	SO	WP	BK
2003	Dodgers (R)	3-1	3.58	14	5	0	0	0	37.2	37	15	15	1	1	19	26	4	0
2005	Columbus (A)	1-5	1.93	30	0	0	0	1	60.2	38	21	13	2	7	33	68	5	0
	Vero Beach (A)	0-0	9.45	6	0	0	0	0	6.2	8	7	7	0	0	10	8	0	0
2006	Vero Beach (AA)	3-3	1.49	26	0	0	0	0	42.1	29	11	7	0	1	23	51	6	0
	Jacksonville (AA)	1-1	4.64	15	0	0	0	1	21.1	14	13	11	2	2	11	28	3	1
2007	Jacksonville (AA)	6-2	2.49	30	1	0	0	2	61.1	45	19	17	4	0	31	68	6	1
	Las Vegas (AAA)	1-2	9.18	14	1	0	0	0	16.2	28	23	17	4	1	18	18	2	0
2008	HOUSTON	4-3	5.01	71	0	0	0	1	55.2	45	34	31	8	4	34	57	2	1
MINOR LEAGUE TOTALS		15-14	3.17	135	7	0	0	4	246.2	199	109	87	13	12	145	267	26	2
MAJOR LEAGUE TOTALS		4-3	5.01	71	0	0	0	1	55.2	45	34	31	8	4	34	57	2	1

WRIGHT CAREER TRANSACTIONS

- Selected by the Los Angeles Dodgers in the seventh round of the June 2003 draft.
- Selected by Houston from Los Angeles in the Major League Rule 5 Draft on Dec. 2, 2007.

WRIGHT CAREER HIGHS

Longest Winning Streak: 3 -- April 4-25, 2008
 Longest Losing Streak: 5 -- May 16-July 29, 2008
 Strikeouts: 33, last Aug. 18, 2008 at Milwaukee
 Walks: 3 -- April 11, 2008 vs. Florida
 Innings (Starter): ... no Major League starts
 Innings (Relief): 2.0 (3x) -- last, Sept. 2, 2008 at Chicago (N.)
 Low-Hit Game (CG): ... no Major League complete games

WRIGHT CAREER PITCHING BREAKDOWN

2008						Career						2008						Career					
W-L-S	ERA	G	IP	ER	TEAM	W-L-S	ERA	G	IP	ER	W-L-S	ERA	G	IP	ER	TEAM	W-L-S	ERA	G	IP	ER		
4-3-1	5.01	71	55.2	31	Overall	4-3-1	5.01	71	55.2	31	0-0-0	0.00	1	0.1	0	Baltimore	0-0-0	0.00	1	0.1	0		
0-1-0	12.21	9	5.2	8	Interleague	0-1-0	12.21	9	5.2	8	0-0-0	8.00	2	0	2	Boston	0-0-0	18.00	2	1.0	2		
0-0-0	3.38	3	2.2	1	Arizona	0-0-0	3.38	3	2.2	1	0-0-0	18.00	3	2.0	4	N.Y. Yankees	0-0-0	18.00	3	2.0	4		
0-0-0	4.15	3	4.1	2	Atlanta	0-0-0	4.15	3	4.1	2	0-0-0	0.00	1	0.1	0	Tampa Bay	0-0-0	0.00	1	0.1	0		
2-0-0	4.15	7	4.1	2	Chi. Cubs	2-0-0	4.15	7	4.1	2	0-1-0	9.00	2	2.0	2	Texas	0-1-0	9.00	2	2.0	2		
0-0-1	3.18	8	5.2	2	Cincinnati	0-0-1	3.18	8	5.2	2	1-2-1	4.88	37	27.2	15	Home	1-2-1	4.88	37	27.2	15		
1-0-0	9.00	2	2.0	2	Colorado	1-0-0	9.00	2	2.0	2	3-1-0	5.14	34	28.0	16	Road	3-1-0	5.14	34	28.0	16		
0-0-0	9.00	2	2.0	2	Florida	0-0-0	9.00	2	2.0	2	2-0-0	6.75	22	13.1	10	Day	2-0-0	6.75	22	13.1	10		
0-1-0	2.70	4	3.1	1	L.A. Dodgers	0-1-0	2.70	4	3.1	1	2-3-1	4.46	49	42.1	21	Night	2-3-1	4.46	49	42.1	21		
0-0-0	2.35	9	7.2	2	Milwaukee	0-0-0	2.35	9	7.2	2	4-3-1	5.04	70	55.1	31	Grass fields	4-3-1	5.04	70	55.1	31		
0-0-0	11.57	3	2.1	3	N.Y. Mets	0-0-0	11.57	3	2.1	3	0-0-0	0.00	1	0	Artificial turf	0-0-0	0.00	1	0	0			
0-1-0	5.40	4	3.1	2	Phade. Phila.	0-1-0	5.40	4	3.1	2	3-3-0	5.03	44	34.0	19	Before All-Star	3-3-0	5.03	44	34.0	19		
0-0-0	5.05	7	5.1	3	Pittsburgh	0-0-0	5.05	7	5.1	3	1-0-1	4.98	27	21.2	12	After All-Star	1-0-1	4.98	27	21.2	12		
1-0-0	0.00	4	3.0	0	St. Louis	1-0-0	0.00	4	3.0	0	4-3-1	5.01	71	55.2	31	Relief	4-3-1	5.01	71	55.2	31		
0-0-0	0.00	1	0.1	0	San Diego	0-0-0	0.00	1	0.1	0													
0-0-0	0.00	3	1.2	0	San Francisco	0-0-0	0.00	3	1.2	0													
0-0-0	4.50	2	2.0	1	Washington	0-0-0	4.50	2	2.0	1													
0-0-0	0.00	1	0.1	0	March	0-0-0	0.00	1	0.1	0													
3-0-0	4.15	12	8.2	4	April	3-0-0	4.15	12	8.2	4													
0-2-0	5.23	13	10.1	6	May	0-2-0	5.23	13	10.1	6													
0-0-0	6.75	13	8.0	6	June	0-0-0	6.75	13	8.0	6													
0-1-1	2.45	12	11.0	3	July	0-1-1	2.45	12	11.0	3													
0-0-0	7.27	11	8.2	7	August	0-0-0	7.27	11	8.2	7													
1-0-0	5.19	9	8.2	5	September	1-0-0	5.19	9	8.2	5													

WRIGHT CAREER PITCHING BREAKDOWN BY BALLPARK

W-L-S	ERA	G	IP	ER	W-L-S	ERA	G	IP	ER		
AT&T Park	0-0-0	0.00	2	1.0	0	Nationals Park	0-0-0	0.00	1	1.0	0
Busch Stadium	1-0-0	0.00	2	1.0	0	PETCO Park	0-0-0	0.00	1	0.1	0
Chase Field	0-0-0	5.40	2	1.2	1	PNC Park	0-0-0	3.85	3	2.1	1
Citizens Bank Park	0-0-0	0.00	1	1.0	0	Shea Stadium	0-0-0	16.20	1	1.2	3
Dodger Stadium	0-0-0	0.00	2	1.0	0	Turner Field	0-0-0	5.40	2	3.1	2
Dolphin Stadium	0-0-0	13.50	1	1.1	2	Wrigley Field	2-0-0	3.38	4	2.2	1
Great American Ball Park	0-0-0	4.91	4	3.2	2	Camden Yards	0-0-0	0.00	1	0.1	0
Miller Park	0-0-0	3.60	6	5.0	2	Rangers Ballpark	0-1-0	13.50	1	1.1	2
Minute Maid Park	1-2-1	5.06	36	26.2	15	Tropicana Field	0-0-0	0.00	1	0.1	0

WRIGHT CAREER FIELDING

YEAR	POSITION	PCT.	G	PO	A	E	TC	DP
2008	Pitcher	1.000	71	2	7	0	9	1

WRIGHT



REGGIE ABERCROMBIE 1

Bats/Throws: Right/Right **Height/Weight:** 6-3/215
Born: 7/15/81 in Columbus, GA **Resides:** Columbus, GA
Opening Day Age: 27 **ML Service:** 1.155
Contract Status: Signed through 2009
Acquired: Claimed off waivers from Florida on Oct. 11, 2007.

OF

NON-ROSTER INVITEE

CAREER HIGHLIGHTS

- ★ Hit his second career pinch-hit home run on Aug. 18, 2008 at MIL (CC Sabathia)...has one career leadoff home run, accomplished on May 16, 2007 at PIT (Zach Duke).
- ★ Made his Major League debut on April 4, 2006 with Florida at Houston and went 2x4 with his first Major League hit off of Andy Pettitte.
- ★ Named Florida State League Player of the Week, May 9-15, 2005...earned Florida State League All-Star honors in 2005.
- ★ Named as the No. 4 prospect in the Dodger organization by *Baseball America* prior to the 2003 season...recognized as having the Southern League's Best Outfield Arm by *Baseball America* prior to the 2003 season.
- ★ Selected as the Dodgers organization Player of the Month for August 2002...chosen as the Dodgers organization Player of the Month for July of 2000.

10 ASTROS NOTES 10

★ Was a highly recruited prep quarterback coming out of Columbus High School in Georgia...drafted out of high school by Los Angeles (NFL) in the 26th round of the 1999 first-year Player Draft, but did not immediately sign...instead, attended Lake City Community College from 1999-2000 before signing with Los Angeles...played for Dodgers coach Les Jovanich.

★ Signed by Houston to a one-year minor league contract with an invite to the Major League Spring Training on Jan. 5, 2009.

2008: Hit .309 (17x55) with five doubles, two homers and five RBI in 34 games with Houston...his .309 batting average was his highest for a Major League season in his career...hit .310 (13x42) as a starter and .353 (12x34) against left-handed pitching...was 4x12 (.333) as a pinch-hitter...matched his career high in hits (three) twice...went 3x4 on Sept. 6 at COL, including two doubles...was his first multi-double game of his career...also went 3x4 on Sept. 10 vs. PIT...hit two home runs, both coming as a pinch-hitter and against left-handed pitchers...hit his first on June 27 vs. BOS (Okajima)...hit his second on Aug. 18 at MIL (Sabathia)...marked the first pinch-hit home runs of his career...is one of two Astros (Loretta) with multiple pinch-hit home runs in 2008...recorded the third multi-steal game of his career on Sept. 7 at COL...tied his career high with two steals...hit .273 (79x289) w/12 home runs, 14 doubles and 36 RBI in 78 games for Round Rock...stole 17 bases in 26 attempts...following the season, played for Ponce in the Puerto Rican Winter League and hit .220 (29x132) with six home runs and 17 RBI...stole 15 bases in 23 attempts.

2007: Split the season between Triple A Albuquerque and the Florida Marlins...saw his first Major League action on May 11 at Washington...hit .197 (15x76) with three doubles, two home runs, five RBI and seven stolen bases in 35 games with the Marlins...went 2x5 and tied his career-high with two RBI (seven times) on May 18 at TB...hit his second home run of the season and tied his career-high with two stolen bases on May 28 at CHI...began the season at Albuquerque, where he hit .323 (114x353) in 93 games with 23 doubles, nine triples, 17 home runs, 55 RBI and 41 stolen bases...recorded a season-high four stolen bases on May 6 at Memphis...recorded a season-high, 12-game hitting streak from July 16-27...hit a combined .360 (75x208) with 15 doubles, five triples, 12 home runs, 38 RBI and 23 stolen bases in July and August, prior to him being recalled by Florida on Sept. 4.

2006: Spent the entire season on the Marlins roster and hit .212 (54x255) with five home runs and 24 RBI in 111 games...made his Major League debut on April 4 at HOU, going 2x5...recorded his first Major League hit with a fourth-inning single to left field off Andy Pettitte...slugged his first Major League home run on April 19 at CIN a 493-foot shot off Michael Gosling...at the time, the home run was the third-longest ever at Great American Ball Park, and the longest by a visiting player...recorded his first Major League stolen base on May 1 vs. PHI...had a career-high, 11-game hitting streak from May 6-19 and hit .341 (15x44) with a home run and three RBI during the streak...appeared defensively in 93 games, playing all three outfield positions...played in 87 games (66 starts) in center field, three games in left field and 13 games (one start) in right field.

MINOR LEAGUES:

2005: Split the season between Single A Jupiter and Double A Carolina in the Marlins organization, after being claimed off waivers from Arizona on April 5...hit .266 with 15 home runs and 68 RBI in 125 games between the two levels...began the season at Single A Jupiter and batted .274 with 15 home runs and 45 RBI in 76 games...recorded a hit in 15 consecutive games from April 27-May 12 and hit .436 (24x55) with five home runs and 13 RBI during the streak...named Florida State League Player of the Week, May 9-15...selected to the Florida State League All-Star Game...promoted to Double A Carolina on July 6 and batted .253 w/10 home runs and 23 RBI in 49 games with the Mudcats...**2004:** Began the year on the Disabled List after undergoing right knee reconstruction in the offseason to repair a torn anterior cruciate ligament suffered during the Arizona

2009 HOUSTON ASTROS



Fall League. He returned on May 3 and played in six games for Single A Vero Beach before being transferred to Double A Jacksonville. He was part of a five-player trade on July 31, when the Dodgers dealt him, left-handed pitcher Bill Murphy and catcher Koyie Hill to Arizona in exchange for outfielder Steve Finley and catcher Brent Mayne. He spent the rest of the season with Class A Lancaster, hitting .342 in 29 games. 2003: Spent the entire season at Double A Jacksonville. He was recognized by *Baseball America* as the fourth-best prospect in the Dodger organization and having the Southern League's Best Outfield Arm. He led the club in hits (117), triples (7), home runs (15), total bases (201) and stolen bases (28), while ranking second in doubles (25) and runs (59) and tied for second in RBI (54). 2002: Played in a career-high 132 games for Class A Vero Beach, becoming the third player in team history to reach double figures in homers (10), triples (13) and doubles (23) in a season. His 13 triples led the Florida State League and all Dodge minor leaguers. He ranked second in the Florida State League in steals (41)...selected as the organization's Player of the Month for August, after hitting .402 (45x112) with 14 RBI.. hit 303 (10x33) during the Southern League playoffs for Double A Jacksonville. 2001: Stole 44 bases in 55 attempts for Single A Wilmington and slugged a team-high 10 home runs. 2000: Began his professional career with Rookie League Great Falls and finished second in the Pioneer League with 32 stolen bases...named the organization's Player of the Month for July.

ABERCROMBIE

BERNARD DAMASCUS ABERCROMBIE

YEAR	CLUB	AVG.	G	AB	R	H	2B	3B	HR	RBI	SH	SF	HB	BB	SO	SB	CS	E
2000	Great Falls (R)	.273	54	220	40	60	7	1	2	29	3	0	8	22	66	32	8	9
2001	Wilmington (A)	.226	125	486	63	110	17	3	10	41	12	2	12	19	154	44	11	15
2002	Vero Beach (A)	.276	132	526	80	145	23	13	10	56	6	1	9	27	158	41	17	11
	Jacksonville (AA)	.250	1	4	1	1	0	0	0	0	0	0	0	1	1	0	0	0
2003	Jacksonville (AA)	.261	116	448	59	117	25	7	15	54	3	3	9	16	164	28	9	17
2004	Vero Beach (A)	.271	34	133	18	36	4	5	5	12	2	1	1	6	33	16	5	1
	Jacksonville (AA)	.173	41	168	17	29	6	4	4	20	1	3	1	4	66	3	3	4
	Lancaster (A)	.342	29	120	24	41	10	2	3	19	0	0	1	2	24	8	1	1
2005	Jupiter (A)	.274	76	299	51	82	12	3	15	45	2	1	5	14	87	19	6	5
	Carolina (AA)	.253	49	178	28	45	7	2	10	23	0	2	6	11	40	7	5	4
2006	FLORIDA	.212	111	255	39	54	12	2	5	24	4	1	3	18	78	6	5	5
2007	Albuquerque (AAA)	.323	93	353	71	114	23	9	17	55	2	2	11	11	95	41	6	9
	FLORIDA	.197	35	76	16	15	3	0	2	5	0	0	2	2	22	7	1	1
2008	Round Rock (AAA)	.273	78	289	37	79	14	2	12	36	0	1	1	9	93	17	9	6
	HOUSTON	.309	34	55	10	17	5	0	2	5	1	1	2	1	23	5	2	0
MINOR LEAGUE TOTALS		.266	828	3224	489	859	148	51	103	390	31	16	64	141	981	257	80	82
MAJOR LEAGUE TOTALS		.223	180	386	65	86	20	2	9	34	5	2	7	21	123	18	8	6

ABERCROMBIE CAREER TRANSACTIONS

- Selected by the Los Angeles Dodgers in the 23rd round of the June 2000 draft.
- Acquired by Arizona from Los Angeles with LHP Bill Murphy and C Koyie Hill in exchange for C Brent Mayne and OF Steve Finley on July 31, 2004.
- Claimed off waivers by Florida from Arizona on April 5, 2005.
- Claimed off waivers by Houston from Florida on Oct. 11, 2007.

ABERCROMBIE GAME HIGHS

Hits: 3 (5x) - last, Sept. 10, 2008 vs. Pittsburgh
 Home Runs: 1 (9x) - last, Aug. 18, 2008 at Milwaukee
 RBI: 2 (7x) - last, May 18, 2007 at Tampa Bay
 Stolen Bases: 2 (3x) - last, Sept. 7, 2008 at Colorado
 Longest Hitting Streak: 11 - May 6-19, 2006
 Career Grand Slams: no Major League grand slams

LEADOFF HR

PINCH-HIT HR

WALK-OFF HR

No.	Date	Opp.	Pitcher	No.	Date	Opp.	Pitcher	No.	Date	Opp.	Pitcher
1	5/16/07	@ PIT	Zach Duke	1	6/27/08	BOS	H. Okajima	none			
				2	8/18/08	@ MIL	CC Sabathia				

ABERCROMBIE CAREER FIELDING

Year	Position	PCT.	G	PO	A	E	TC	DP
2006	Outfield	.973	93	176	3	5	184	1
2007	Outfield	.984	19	60	2	1	63	0
2008	Outfield	1.000	22	36	2	0	38	1
Totals:	Outfield	.979	134	272	7	6	285	2



JOSE CAPELLAN

56

Bats/Throws: Right/Right **Height/Weight:** 6-4/235
Born: 1/13/81 in Cotui, D.R. **Resides:** Cotui Sanchez, D.R.
Opening Day Age: 28 **ML Service:** 2.005
Contract Status: Signed through 2009
Acquired: Signed to a minor league contract
 Jan. 14, 2009.

RHP™

NON-ROSTER INVITEE

CAREER HIGHLIGHTS

- ★ The 28-year-old right-hander enters his first season with the Astros after being signed to a minor league contract
- ★ Has seen big league action in each of the previous five seasons since 2004, making 99 appearances (two starts) with Atlanta (2004), Milwaukee (2005-07), Detroit (2007) and Colorado (2008).
- ★ Averages 7.2 strikeouts-per-nine innings in the Majors while limiting opposing hitters to a .269 average—both Major League starts came in 2004, his first two career appearances...has made 91 starts in the minors, including eight in 2008.
- ★ In 146 minor league games (91 starts), he is 33-25 with a 3.34 ERA (197ER/530.2IP) and 12 saves.
- ★ Pitched most of the 2006 season with the Brewers, posting career highs in wins (4), games (61), innings (71.2) and strikeouts (58)...led Milwaukee in relief innings.
- ★ Participated in the 2004 All-Star Futures Game at Minute Maid Park...struck out Prince Fielder and Dallas McPherson in his outing...went on to make his Major League debut that season with Atlanta on Sept 12 vs. MON.
- ★ Missed the entire 2002 season, his fourth professional season, while recovering from Tommy John surgery.

10 SEASONS
Astros **NOTES**
10 SEASONS

★ Signed by Atlanta as a 17-year-old, non-drafted free agent out of the Dominican Republic...traded by Atlanta to Detroit for Justin Speier and Rene Francisco

★ Signed to Milwaukee's sixth best prospect in 2004...traded to Atlanta for 2004 season...traded to Detroit for LHP Chris Cody on July 1...posted a 3.00 ERA (3ER/9IP) in his first six outings with Detroit before being optioned to Triple A Toledo on July 24...recalled by the Tigers from Toledo on July 27...optioned back to Toledo by the Tigers on Aug. 3 after one appearance with the club...earned a September promotion with the Tigers.

Jan. 14, 2009.

2008: Split the season between the Colorado and Kansas City organizations...began the season with Colorado Springs (AAA) and made three starts before having his contract purchased by Colorado...made one appearance for the Rockies on April 26, allowing one earned run in 2.0 innings...designated for assignment on May 2 and elected free agency...signed by Kansas City to a minor league deal on July 12 and finished the season with Omaha (AAA)...made 10 appearances on the season (eight starts).

2007: Split the season between the Milwaukee Brewers and Tigers organizations...opened the season with Triple A Nashville in the Brewers organization and appeared mainly in relief, compiling a 3.2 record and 3.78 ERA (6ER/17IP) in 14 outings...in his three starts, he posted a 4.91 ERA (6ER/11IP)...did not allow a run in his first six outings with Nashville April 6-20, tossing 7.1 scoreless innings...recalled by the Brewers from Nashville on June 1...was traded to Detroit from Milwaukee in exchange for LHP Chris Cody on July 1...posted a 3.00 ERA (3ER/9IP) in his first six outings with Detroit before being optioned to Triple A Toledo on July 24...recalled by the Tigers from Toledo on July 27...optioned back to Toledo by the Tigers on Aug. 3 after one appearance with the club...earned a September promotion with the Tigers.

2006: Entering the season as the ninth-best prospect in the Brewers organization, as named by Baseball America, Capellan went 4-2 in a career-high 61 relief appearances with Milwaukee...led the relief corps with 71.2 innings out of the bullpen...tossed a career-high 3.0 relief innings without allowing a run on June 11 vs. STL...went on the DL from July 28-Aug. 8 with a right shoulder strain...made a rehab start for Double A Huntsville on Aug. 7...struck out a career-high five batters over 2.0 innings on Aug. 22 vs. COL...following the season, he made two starts for Cibao of the Dominican Summer League.

2005: Began the season rated as the fourth-best prospect in the Brewers organization according to Baseball America...spent most of the season at Triple A Nashville, going 5-3 with a 3.87 ERA and six saves in 36 games (12 starts)...made his first 12 appearances of the season as a starter before moving to the bullpen in mid-June...as a starter, went 4-2 with a 5.16 ERA (34ER/59.1IP) and 1-1 with a 1.44 ERA (5ER/31.1IP) as a reliever...was recalled on Aug. 14 and made his Brewers debut that night vs. CIN (1ER/0.1IP)...finished 1-1 with a 2.87 ERA in 17 relief appearances for the Brewers...earned his first Major League win in a 12-0 victory on Sept. 26 vs. CIN.

2004: Pitched at three levels in the Braves minor league system before making his big league debut...went a combined 14-4 with a 2.32 ERA in 24 games (23 starts) between Single A Myrtle Beach, Double A Greenville and Triple A Richmond...began the season at Myrtle Beach, where he went 5-1 with a 1.94 ERA in eight starts...was promoted to Greenville in May and went 5-1 with a 2.50 ERA in nine games (eight) starts...participated in the All Star Futures Game at Minute Maid Park in Houston, where he struck out Prince Fielder and Dallas McPherson...was promoted to Richmond in July and went 4-2 with a 2.51 ERA in seven starts...was

2009 HOUSTON ASTROS



recalled by Atlanta on Sept. 9 and made his debut in a start on Sept. 12 vs. MON...received a no-decision in the Braves' 9-8 win... went 0-1 with an 11.25 ERA in three games (two starts) with the Braves...was traded to Milwaukee, along with a player to be named later (RHP Alec Zumwalt), in exchange for RHP Dan Kolb on Dec. 11.

MINOR LEAGUES:

2003 Went a combined 1-3 with a 3.50 ERA in 19 games (17 starts) between Single A Rome and the Rookie Gulf Coast League Braves...spent most of the season with Rome, where he went 1-2 with a 3.80 ERA in 14 games (12 starts) **2002**: Missed the entire 2002 season while recovering from Tommy John surgery (did not pitch). **2001**: Made three starts at Single A Danville, posting a 1.72 ERA...underwent Tommy John surgery on his right elbow on Aug. 9 and missed the remainder of the season **2000**: Went 3-8 with a 3.69 ERA in 14 starts in the Dominican Summer League...struck out 68 batters in 68.1 innings...**1999**: Began his professional career in the Dominican Summer League, where he went 3-3 with a 3.58 ERA and two saves in 14 games (10 starts).

JOSE FRANCISCO CAPELLAN

YEAR	CLUB	W-L	ERA	G	GS	CG	SHO	SV	IP	H	R	ER	HR	HB	BB	SO	WP	BK
1999	DS... Braves (R)	3-3	3.58	14	10	0	0	2	60.1	54	31	24	1	4	28	46	8	1
2000	DS... Braves (R)	3-8	3.69	14	14	0	0	0	68.1	58	45	28	0	4	36	68	6	0
2001	Danville (R)	0-0	1.72	3	3	0	0	0	15.2	12	7	3	1	2	4	25	1	1
2002	INJURED -- DID NOT PLAY																	
2003	Rome (A)	1-2	3.80	14	12	1	0	0	47.1	43	23	20	2	0	19	32	2	1
	GCL Braves (R)	0-1	2.65	5	5	0	0	0	17.0	18	7	5	0	1	8	17	0	0
2004	Myrtle Beach (A)	5-1	1.94	8	8	1	1	0	46.1	27	11	10	0	2	11	52	0	0
	Greenville (AA)	5-1	2.50	9	8	0	0	0	50.1	53	15	14	1	0	19	53	1	1
	Richmond (AAA)	4-2	2.51	7	7	0	0	0	43.0	33	13	12	0	0	15	37	3	0
	ATLANTA	0-1	11.25	3	2	0	0	0	8.0	14	10	10	2	0	5	4	0	0
2005	Nashville (AAA)	5-3	3.87	36	12	0	0	6	90.2	88	42	39	4	3	42	76	2	0
	MILWAUKEE	1-1	2.87	17	0	0	0	0	15.2	17	6	5	1	0	5	14	0	0
2006	MILWAUKEE	4-2	4.40	61	0	0	0	0	71.2	65	37	35	11	3	31	58	3	0
	Huntsville (AA)#	0-0	0.00	1	1	0	0	0	1.0	0	0	0	0	0	0	2	0	0
2007	Nashville (AAA)	3-2	3.86	17	3	0	0	1	28.0	23	15	12	1	1	14	22	1	2
	MILWAUKEE	0-2	4.50	7	0	0	0	0	12.0	10	6	6	2	0	6	8	2	0
	DETROIT	0-1	6.43	10	0	0	0	0	14.0	18	13	10	5	1	3	12	1	0
	Toledo (AAA)	0-1	5.79	9	0	0	0	3	9.1	12	7	6	3	0	1	5	0	0
2008	Colorado Springs (AAA)	2-0	3.94	3	3	0	0	0	16.0	12	7	7	2	1	5	11	1	1
	COLORADO	0-0	4.50	1	0	0	0	0	2.0	3	1	1	0	0	0	2	0	0
	Omaha (AAA)	2-1	4.10	6	5	0	0	0	37.1	35	17	17	3	0	14	20	0	0
MINOR LEAGUE TOTALS:		33-25	3.34	115	64	2	1	10	530.2	344	157	142	16	8	148	337	10	5
MAJOR LEAGUE TOTALS		5-7	4.89	99	2	0	0	0	123.1	127	73	67	21	4	50	98	6	0
AL TOTALS		0-1	6.43	10	0	0	0	0	14	18	13	10	5	1	3	12	1	0
NL TOTALS		5-6	4.70	89	2	0	0	0	109.1	109	60	57	16	3	47	86	5	0

Rehab Assignment

CAPELLAN CAREER TRANSACTIONS

- Signed by Atlanta as a non-drafted free agent on Aug. 6, 1998.
- Acquired by Milwaukee from Atlanta along with a player to be named (RHP Alec Zumwalt) in exchange for RHP Dan Kolb on Dec. 11, 2004.
- On Disabled List, July 28-Aug. 8, 2006 (right shoulder strain).
- On Restricted List, April 17-19, 2007.
- Acquired by Detroit from Milwaukee in exchange for LHP Chris Cody on July 1, 2007.
- Acquired by Colorado from Detroit in exchange for RHP Denny Bautista on Dec. 4, 2007.
- Signed to a minor league contract by Kansas City on July 12, 2008.
- Signed to a minor league contract by Houston on Jan. 14, 2009.

CAPELLAN GAME HIGHS

Longest Winning Streak:	3 - last, Sept. 26, 2005	June 17, 2006
Longest Losing Streak:	.3 - June 2-July 3, 2007	
Strikeouts: 5 - Aug. 22, 2006 vs. Colorado	
Walks:	3 (2x) - last, Aug. 16, 2006 at Pittsburgh	
Innings (starter):	5.0 - Sept. 12, 2004 vs. Montreal	
Innings (relief): 3.0 - June 11, 2006 vs. St. Louis	
Low-Hit Game (CG):	no Major League comp etc games	


2009 HOUSTON ASTROS

CAPELLAN CAREER FIELDING

YEAR	POSITION	PCT.	G	PO	A	E	TC	DF
2004	Pitcher		3	0	0	0	0	0
2005	Pitcher	1.000	17	1	0	0	1	0
2006	Pitcher	1.000	61	0	7	0	7	0
2007	Pitcher	.750	17	1	2	1	4	0
2008	Pitcher		1	0	0	0	0	0
TOTAL	Pitcher	.917	99	2	9	1	12	0

CAPELLAN MAJOR LEAGUE BATTING

YEAR	CLUB	AVG	G	AB	R	H	2B	3B	HR	RBI	SH	SF	HB	BB	SO	SB	CS	E
2004	Atlanta	.000	3	2	0	0	0	0	0	0	0	0	0	0	1	0	0	0
2006	Milwaukee	.000	61	2	0	0	0	0	0	0	0	0	0	0	2	0	0	0
2008	Colorado	.000	1	1	0	0	0	0	0	0	0	0	0	0	1	0	0	0
TOTAL		.000	65	5	0	0	0	0	0	0	0	0	0	0	4	0	0	1



CASTRO

JASON CASTRO

71

Bats/Throws: Left/Right

Height/Weight: 6-3/195

Born: 6/18/87 in Castro Valley, CA

Resides: Castro Valley, CA

Opening Day Age: 21

ML Service: 0.000

Contract Status: Signed through 2009

Acquired: Selected in the first round (10th pick) of the June 2008 draft.



NON-ROSTER INVITEE

CAREER HIGHLIGHTS/ MINOR LEAGUES:

- ★ In his first professional season with the Single A Tri-City ValleyCats, hit .275 (38x138) with two home runs and 12 RBI in 39 games
- ★ Made his professional debut on July 14...the following month, his first full month as a professional, Castro earned Tri-City's Defensive Player of the Month for August.
- ★ Caught a total of 27 games and was a DH for his 12 other appearances on the season.
- ★ Played in the Hawaiian Winter League following the 2008 season, and earned Postseason All-Star honors after hitting .333 (36x78) with two home runs and 13 RBI in 23 games for the North Shore Honu.

PERSONAL/MISCELLANEOUS

Prior to his junior season at Stanford, played in the Cape Cod Summer League in 2007 and hit .341 (second-best in the League) with 24 RBI to earn an All-League selection and a spot in the CCBL All-Star Game...a 2005 graduate of Castro Valley High School, he was listed among Street and Smith's 2005 High School All-American Prep Seniors to Watch and named as the 10th-best high school prospect in Northern California by the San Francisco Chronicle in 2005...led Castro Valley High School to three consecutive North Coast Section playoff appearances (2003-05) while compiling a .400 batting average over his three-year varsity prep career.

10 SEASONS Astros NOTES 10 SEASONS

- ★ After graduating from Castro Valley High School in California, was originally drafted by Boston in the 43rd round of the 2005 draft, but did not sign and attended Stanford from 2005-08.
- ★ In 2007, his junior year, won the Central Castro Valley team-leading .376 with 14 home runs and 73 RBI en route to being named to the All Pac-10 team...drafted by Houston with the 10th overall selection in the first round of the 2008 First-Year Player Draft, signed by Astros scout Joe Graham.
- ★ Prior to drafting Castro, Houston did not select a catcher in the top-10 in the draft since selecting Rabbit Wine with the eighth overall pick in 1983.
- ★ Helped Stanford to the College World Series in 2007 and named as the Team's MVP.
- ★ Named the Astros Top Prospect, 2008...named the Astros' top prospect in the 2008 season...also named the Best Defensive Catcher among Astros minor leaguers.
- ★ Was the youngest player invited to Major League Spring Training in 2009 at the age of 21...RHP Bud Norris was the second youngest at 23 (turning 24 on March 21).
- ★ Signed to a minor league contract, Castro was invited to Major League Spring Training on Jan. 6, 2009.



JASON MICHAEL CASTRO

YEAR	CLUB	AVG.	G	AB	R	H	2B	3B	HR	RBI	SH	SF	HB	BB	SO	SB	CS	E
2008	Tri-City (A)	.275	39	138	10	38	9	0	2	12	0	0	2	22	32	0	2	4

CASTRO CAREER TRANSACTIONS

- Selected by Houston in the first round (10th overall) of the June 2008 draft.



BRIAN ESPOSITO

70

Bats/Throws: Right/Right

Height/Weight: 6-1/190

Born: 2/24/79 in Staten Island, NY

Resides: Staten Island, NY

Opening Day Age: 30

ML Service: 0.007

Contract Status: Signed through 2009

Acquired: Signed to a minor league contract on Nov. 19, 2008.



NON-ROSTER INVITEE

CAREER HIGHLIGHTS

- Has played in nine minor league seasons with five different organizations, including Boston (2000-03), Los Angeles-AL (2003-04), Texas (2004-05), St. Louis (2006-07) and Colorado (2008).
- Has appeared in 517 minor league games, compiling a .214 (379x1769) average with 30 home runs and 162 RBI.
- Began the 2003 season as a relief pitcher for Augusta (A) in the Red Sox organization...made 13 appearances, posting a 1-2 record and a 5.33 ERA (15ER/25.1IP)...moved back to the field in June.

MINOR LEAGUES:

2008: Spent the entire season with Colorado's Double A affiliate Tulsa...hit .206 (51x247) in 68 games for the Drillers...appeared in 66 games behind the plate... 2007: Played the entire season at Triple A Memphis, batting .178 (43x242) in 77 games... was placed on the DL on Aug. 16 with a right elbow strain and missed two weeks of the season before returning on Sept. 1...released by St. Louis in Sept. and signed a minor league contract with Colorado on Jan. 3, 2008... 2006: Spent the entire season at Triple A Memphis appearing in 55 games... committed six errors at catcher (.980 fielding %) and one at first base... threw out 17-of-51 attempted basestealers (33.3%)... 2005: Started the season at Double A Frisco before joining Triple A Oklahoma of the Pacific Coast League on July 23... hit .281 (9x32) with runners in scoring position and .353 (6x17) with RISP and 2 outs... was placed on the 7 day DL from May 27-June 3... 2004: Split the season between Stockton, Oklahoma and Frisco...hit a combined .229 (39x170) with six home runs and 25 RBI in 54 games...started the season at Stockton, batting .256 (20x78) with five home runs and 13 RBI in 22 games...notched his first career steal on April 29 vs. Bakersfield, his first in 221 career games... made only appearance for Oklahoma on May 23 and returned to Stockton the next day...made Frisco debut on June 7... 2003: Split the season between Augusta, Sarasota, Provo and Rancho Cucamonga... started the season at Augusta, appearing in 13 games as a relief pitcher...was 1-2, with a 5.33 ERA (15ER/25.1IP) in 13 outings...earned lone win on April 7 at Capital City, tossing 2.0 scoreless innings... moved back to the field for Sarasota, appearing in two games and failing to record a hit in seven at bats...was released by the Red Sox on June 30 and signed by the Angels on July 25... appeared in three games for Provo, hitting .091 (1x11)... made Rancho Cucamonga debut on Aug. 14... 2002: Split the season between Augusta and Sarasota, combining to hit .217 (55x253) with 10 doubles, seven home runs and 22 RBI in 71 games... 2001: Spent the entire season with Single A Augusta, hitting .190 (59x311) with 13 doubles, three home runs and 30 RBI in 90 games... 2000: Made professional debut for Lowell, hitting .240 (37x154) with nine doubles, three home runs and 20 RBI in 42 games.

10 YEARS Astros NOTES 10 SEASONS

- Went to high school at Staten Island Tech and played collegiately at the University of Connecticut, where he was voted team MVP and Unsung Hero in 1999...drafted by Boston in the fifth round of the 2000 First-Year Player Draft...signed by Red Sox scout Ray Fagnant.
- Was one step out of Major League roster in his career, receiving seven days of Major League service with St. Louis from May 30-June 6, 2007...assigned in an organizational capacity for the Cardinals.
- Signed by Houston to a one-year, minor league contract with an invitation to Major League Spring Training on Nov. 19, 2008.

BRIAN JAMES ESPOSITO

YEAR	CLUB	AVG.	G	AB	R	H	2B	3B	HR	RBI	SH	SF	HB	BB	SO	SB	CS	E
2000	Lowell (A)	.240	42	154	15	37	9	1	3	20	1	2	1	11	31	0	1	8
2001	Augusta (A)	.190	90	311	21	59	13	0	3	30	2	5	2	13	81	0	0	14
2002	Augusta (A)	.253	40	154	20	39	5	0	5	15	2	0	5	7	32	0	0	7
	Sarasota (A)	.162	31	99	8	16	5	0	2	7	1	1	1	5	20	0	0	6
2003	Sarasota (A)	.000	2	7	0	0	0	0	0	0	0	0	0	0	0	0	0	0
	Provo (R)	.091	3	11	0	1	0	0	0	0	0	0	0	0	4	0	0	1
	Rancho Cucamonga (A)	.344	9	32	2	11	2	0	0	2	1	0	0	0	5	0	0	1
2004	Stockton (A)	.256	22	78	10	20	2	1	5	13	0	0	0	6	17	1	0	0
	Oklahoma (AAA)	.000	1	4	0	0	0	0	1	0	0	0	0	1	0	0	0	7
	Frisco (AA)	.207	31	92	11	19	4	0	1	11	2	3	0	4	27	0	1	1
2005	Frisco (AA)	.228	38	136	12	31	7	0	0	5	2	0	2	7	33	1	0	7
	Oklahoma (AAA)	.407	8	27	6	11	1	0	0	4	0	0	1	1	6	0	0	6
2006	Memphis (AAA)	.234	55	175	13	41	9	0	2	12	4	0	4	3	32	0	1	0
2007	Memphis (AAA)	.178	77	242	11	43	6	0	4	16	0	0	1	11	52	0	2	3
	ST. LOUIS	.000	1	0	0	0	0	0	0	0	0	0	0	0	0	0	0	0
2008	Tulsa (AA)	.206	68	247	27	51	2	1	5	26	5	2	4	8	46	4	1	3
MINOR LEAGUE TOTALS		.214	518	1769	156	379	65	3	30	162	20	13	21	76	387	6	6	64
MAJOR LEAGUE TOTALS		.000	1	0	0	0	0	0	0	0	0	0	0	0	0	0	0	0

ESPOSITO CAREER TRANSACTIONS

- Selected by Boston in the fifth round of the June 2000 draft.
- Signed by Anaheim to a minor league contract on July 25, 2003.
- Signed by Texas to a minor league contract on April 13, 2004.
- Signed by St. Louis to a minor league contract on Nov. 17, 2005.
- Signed by Colorado to a minor league contract on Jan. 3, 2008.
- Signed by Houston to a minor league contract on Nov. 19, 2008.

ESPOSITO CAREER FIELDING

Year	Position	PCT.	G	PO	A	E	TC	DP
2007	Catcher	1.000	1	1	0	0	1	0



JOHN GALL

66

Bats/Throws: Right/Right

Height/Weight: 6-0/195

Born: 4/2/78 in Stanford, CA

Resides: Millbrae, CA

Opening Day Age: 31

ML Service: 0.065

Contract Status: Signed through 2009

Acquired: Signed to a minor league contract on Jan. 5, 2009.

IF

NON-ROSTER INVITEE

CAREER HIGHLIGHTS

- ★ Is currently with his third Major League organization, as he has spent time with St. Louis (2000-06) and Florida (2007-08)...in his nine minor league campaigns, has posted a .298 (1120x3763) average with 115 home runs and 586 RBI.
- ★ Has appeared in 33 Major League games, posting a .245 (13x53) average with two home runs and 11 RBI
- ★ Named a Pacific Coast League All Star and named PCL Player of the Week twice in 2008...hit .312 (112x359) with 76 RBI with the Isotopes.
- ★ Made his Major League debut in 2005 with the Cardinals...doubled in his first Major League at-bat on July 26 (Woody Williams)...hit his first MLB home run on Sept. 8 vs. NYM (Tim Lincecum)...made one pinch-hit appearance in the 2005 playoffs.
- ★ Earned a PCL All-Star selection in 2004 with Memphis (AAA)...named Cardinals Minor League Player of the Month for April after hitting .329 with 21 RBI in the month.
- ★ In 2003, was named the Organizational Player of the Year for the second straight season, hitting a combined .314 with 19 homers and 85 RBI between Tennessee (AA) and Memphis (AAA).
- ★ Named the Cardinals Minor League Player of the Year in 2002 and earned a starting spot on the Eastern League All Star Team as the DH.

10 YEARS Astros NOTES 10 YEARS

★ Graduated from St. Francis High School (CA), playing both baseball and football...attended Stanford University and earned a Bachelor's degree in political science...was a three-time All-Conference player in the 1990s...set a grand slam in the College World Series in 1999...selected by St. Louis in the 11th round of the 2000 draft...signed by Cardinals as free agent (Jay Herd).

★ Made with St. Louis...was named the Cardinals Organizational Player of the Year for the second straight seasons from 2002-03.

★ Signed by Houston to a one-year minor league contract with an invitation to Major League Spring Training on Jan. 5, 2009.

2008: Hit .312 (112x359) in his second season with the Florida Marlins Triple A affiliate, Albuquerque...hit 12 home runs and drove in 76 RBI while earning a spot on the Pacific Coast League All-Star team...won PCL Player of the Week twice, April 14-20 (four HR) and June 9-15 (.606 BA)...played primarily left field for the Isotopes...did not make a Major League appearance for the first time since 2004...played for Culiacan in the Mexican Winter League and hit .306 (22x72) with one home run and 10 RBI.

2007: Saw action in three games with Marlins, going 0x4...selected by Florida on May 11...designated for assignment on May 18, and outrighted to Albuquerque (AAA) on May 22...hit .300 with 75 runs, 13 home runs and 58 RBI...finished second on the team with 28 doubles...placed on DL on June 11 with strained right hamstring suffering running out a ground ball on June 10.

2006: Spent time with the St. Louis Cardinals and Memphis Redbirds (AAA) during season, appearing at first base, third base, left field and right field...also appeared in one game as designated hitter...was released on July 19 and signed with the Lotte Giants of the Korean Baseball League.

2005: Made his Major League debut on July 26 after being recalled from Memphis (AAA) that day...doubled in his first at-bat at San Diego off Woody Williams and finished the night 2x4 with two RBI...with St. Louis, batted .357 (5x14) in the pinch with one home run and three RBI...collected his first ML RBI with two-run double off Dontrelle Willis on Aug. 28...hit his first ML homer on Sept. 8 vs. NYM off Tim Lincecum, a two-run pinch-hit shot in the seventh...in the 2005 Playoffs, had one pinch-hit at-bat in Game 2 of the Division Series vs. San Diego...did not appear in the LCS vs. Houston.

MINOR LEAGUES:

2004: Spent the season at Memphis (AAA), where he hit .292 with a career-high 22 home runs and 84 RBI (second among Cardinals minor leaguers)...hit .329 with six home runs and 21 RBI in April, earning Cardinals Minor League Player of the Month honors for April...earned Pacific Coast League All-Star selection and was 1x2 with RBI in left field start...2003. Named the organizational Player of the Year for the second straight season, hitting a combined .314 with 19 homers and 85 RBI between Tennessee (AA) and Memphis (AAA)...his .312 batting average at Memphis ranked 10th among Pacific Coast League

2009 HOUSTON ASTROS

leaders . 2002 Was named the Cardinals Minor League Player of the Year...led the Eastern League in hits (166), doubles (45), extra-base hits (68) and total bases (277)...finished second in the league in slugging percentage (.527) and at bats (526)... was third in the league in batting average (.316) and runs scored (82)...was named to the Eastern League All-Star team as DH...2001: Began season by playing 57 games with Peoria (A), used primarily at first base and DH... finished the year with Potomac (A) . 2000: Signed on June 22 and spent his first season with New Jersey (A)...played 71 games at either first base, third base or as DH.

JOHN CHRISTOPHER GALL

YEAR	CLUB	AVG.	G	AB	R	H	2B	3B	HR	RBI	SH	SF	HB	BB	SO	SB	CS	E
2000	New Jersey (A)	.239	71	259	28	62	10	0	2	27	0	4	1	25	37	16	5	10
2001	Peoria (A)	.302	57	205	27	62	23	0	4	44	0	7	4	16	18	0	3	3
	Potomac (A)	.317	84	319	44	101	25	0	4	33	0	1	3	24	40	5	6	11
2002	New Haven (AA)	.316	135	526	82	166	45	3	20	81	0	3	2	38	75	4	1	16
2003	Memphis (AAA)	.312	123	461	62	144	24	1	16	73	1	1	2	39	56	5	2	7
	Tennessee (AA)	.327	12	52	6	17	1	0	3	12	0	1	0	3	4	0	1	0
2004	Memphis (AAA)	.292	135	506	77	148	34	0	22	84	0	8	1	48	68	1	1	5
2005	Memphis (AAA)	.270	114	374	61	101	22	0	13	64	0	6	1	45	42	9	2	7
	ST LOUIS	.270	22	37	5	10	3	0	2	10	0	1	0	1	8	0	0	0
2006	Memphis (AAA)	.287	82	289	31	83	13	2	6	34	0	1	6	28	36	3	4	8
	ST LOUIS	.250	8	12	1	3	0	0	0	1	0	0	0	0	5	0	0	0
2007	Albuquerque (AAA)	.300	113	413	75	124	28	3	13	58	0	2	3	38	49	10	4	4
	FLORIDA	.000	3	4	0	0	0	0	0	0	0	0	1	0	1	0	0	0
2008	Albuquerque (AAA)	.312	98	359	49	112	29	0	12	76	1	4	4	31	50	8	4	2
MINOR LEAGUE TOTALS		.298	1024	3763	542	1120	254	9	115	586	2	38	27	335	475	61	33	73
MAJOR LEAGUE TOTALS		.245	33	53	6	13	3	0	2	11	0	1	1	1	14	0	0	0

DIVISION SERIES RECORD

YEAR	CLUB/OPP	G	AB	R	H	2B	3B	HR	RBI	BB	SO	SB	CS	AVG	OBP	SLG
2005	STL/SD	1	1	0	0	0	0	0	0	0	0	0	0	.000	.000	.000

GALL CAREER TRANSACTIONS

- Selected by St. Louis in the 11th round of the June 2000 draft.
- Signed by Florida to a minor league contract on Nov. 15, 2006.
- Signed by Houston to a minor league contract on Jan. 5, 2009.

GALL GAME HIGHS

Hits:	2 – July 26, 2005 at San Diego
Home Runs:	1 (2x) – last, Sept. 20, 2005 at Cincinnati
RBI:	3 – Sept. 20, 2005 at Cincinnati
Stolen Bases:	no Major League stolen bases
Longest Hitting Streak:	3 – Aug. 8-Sept. 8, 2005
Career Grand Slams:	no Major League grand slams

LEADOFF HR


PINCH-MIT HR

WALK-OFF HR

No.	Date	Opp.	Pitcher	No.	Date	Opp.	Pitcher	No.	Date	Opp.	Pitcher
none				1	9/8/05	NYM	T Hamulack	none			

GALL CAREER FIELDING

Year	Position	PCT.	G	PO	A	E	TC	DP
2005	Outfield	1.000	10	7	1	0	8	0
2006	Outfield	1.000	2	2	0	0	2	0
	First Base	-	1	0	0	0	0	0
2007	Outfield	1.000	1	1	0	0	1	0
Totals:	Outfield	1.000	13	10	1	0	11	0
	First Base	-	1	0	0	0	0	0



DANNY GRAVES

36

Bats/Throws: Right/Right

Height/Weight: 6-0/185

Born: 8/7/73 in Saigon, Vietnam

Resides: Sorrento, FL

Opening Day Age: 35

ML Service: 8.122

Contract Status: Signed through 2009

Acquired: Signed to a minor league contract on Jan. 6, 2009.

RHP

NON-ROSTER INVITEE

CAREER HIGHLIGHTS

- ★ A long-time member of the Cincinnati organization (1997-2005), Graves has also appeared in the big leagues for the Indians (1996-97, 2006) and Mets (2005) in his 11-year Major League career.
- ★ Averaged more than 32 saves per season from 1999-2002 and 2004 with Cincinnati, not including the year he was mostly a starter in 2003... posted a career-high 41 saves in 2004, establishing Major League marks for fastest to reach the 20, 25, and 30-save plateaus before late season ailments prevented him from compiling a higher total for the year...he is the Reds' all-time saves leader (182).
- ★ Made his last appearance on a Major League roster in 2006 with the Indians...made the club out of Spring Training after being signed to a minor league deal prior to the season.
- ★ Made his second All-Star team in 2004 while with Cincinnati...did not pitch in the game, which was held at Minute Maid Park in Houston.
- ★ Appeared primarily as a starter in 2003 and became only the second pitcher since the inception of the modern save rule to throw a shutout after recording 100 career saves... Boston's Bob Stanley recorded 123 career saves before shutting out the Royals on April 22, 1987.
- ★ In 2000, was named the Reds Team MVP and the club's Most Outstanding Pitcher by the local chapter of the BBWAA...earned his first All-Star appearance by posting a 9-1 record with a 1.99 ERA with 14 saves in 37 games prior to the break...pitched a scoreless second inning in his All-Star Game appearance.
- ★ Made his Major League debut on July 13, 1996, becoming the first Vietnamese-born player to appear in the Majors... received the Bob Feller Award as the Indians organization's top minor league pitcher for the second straight season.
- ★ Received the Bob Feller Award as the Indians organization's top minor league pitcher in 1995...was a Carolina League All-Star and was named the league's best reliever by *Baseball America*.

2008: Spent the season with the Minnesota Twins organization after signing a minor league deal with the club on March 30... played at two levels before finishing the season with Rochester (AAA)...started 16 games for Rochester, the most he's started in a single season since starting 26 games for the Reds in 2003... following the season, played in the Mexican Winter League, posting a 4.66 ERA (5ER/9.2IP) with one save in nine relief appearances.

2007: Signed with Colorado as a minor league free agent with an invitation to Major League Spring Training prior to the season... did not make the club and was given his release on March 23...signed with Independent League Long Island and made 62 relief appearances, posting a 3.90 ERA (28ER/64.2IP) with 33 saves.

2006: After making Cleveland's Opening Day roster as a non-roster invitee to spring training, Graves was designated for assignment on May 13 and spent the rest of the year with Triple A Buffalo... went 2-1, 5.79 (9ER/14IP) in 13 relief appearances for Cleveland...earned win on April 5 at CWS, his first win for the Tribe since Sept. 23, 1996 vs. MIN...took loss and blown save in final outing May 9 at Kansas City, allowing 3-run homer to John Buck, first batter faced, in the 6th inning after entering with a 6-4 lead...designated for assignment on May 13 and outrighted to Buffalo on May 18... went 1-1, 4.01 (23ER/51.2IP) for the Bisons.

10 YEARS OF ASTROS NOTES 10

- ★ Graduated from Brandon (FL) High School in 1991 and went on to major in criminal justice at the University of Miami...during his junior season for the Hurricanes in 1994, went 1-1 with a 0.00 ERA and led the nation with 11 school-record 21 saves...drafted by Cleveland in the fourth round of the 1994 First-Year Amateur Draft...signed by Indians scout Gary Turk.
- ★ A two-time All-Star (2000, 2004), Graves was named the Reds' Team MVP and the club's Most Outstanding Pitcher in 2000...also named as the Indians' minor league Pitcher of the Year in his first two professional seasons (1994-95).
- ★ Has always been active in the community and has received multiple recognitions for his efforts...he was the Reds' recipient of the 2001 and 2003 Roberto Clement Award and has earned the recipient of the 2003 Lou Gehrig Award, which is presented annually to the Major League player who best exemplifies the playing character of the Hall of Famer.
- ★ Became the first Vietnamese-born player to appear in the Major League when he made his MLB debut in 1996...he was born on a military base in Saigon to an American serviceman father and a Vietnamese mother who worked at the U.S. Embassy...the family moved to the U.S. shortly before the fall of Saigon.
- ★ He makes the Big League club roster as the first Vietnamese-born player in franchise history.
- ★ Signed by Houston to a one-year minor league contract with an invitation to Major League Spring Training on Jan. 6, 2009.

GRAVES

2008 HOUSTON ASTROS

- 2005:** Began the year as the Reds closer, but would be released by early June and spend the rest of the season in the Mets organization combined to go 1-1, 6.52 (28ER/38.2IP) in 40 relief outings with Cincinnati and New York. also made five appearances for Triple A Norfolk...went 1-1, 7.36 (18.1IP/15ER) in 20 games for the Reds, converting 10 of 12 save chances... earned 182nd and final save for Reds on May 20 vs. CLE, also his most recent big league save... was designated for assignment May 23, cleared waivers and was released on June 2 signed by New York on June 11 and would post no record with 5.75 ERA (13ER/20.1IP) for the Mets. was designated for assignment Aug. 23 and outrighted to Norfolk Aug. 26 allowed 12 runs over five games and 6.0 innings with the Tides before contract was purchased again by the Mets on Sept. 5.
- 2004:** Was named an All-Star for the second time, going 1-6, 3.95 (30ER/68.1IP) with career-high 41 saves in 68 relief outings for Cincinnati ranked T-6th in the NL in both saves and games finished. led three saves shy of Jeff Brantley's single season club record (44 in 1996) ...established Major League records for quickest pitcher to reach 20 saves (Reds' 42nd game), 25 saves (52nd game) and 30 saves (77th game)... recorded 14 saves in May 2004, a Major League record for that month and matching Reds record for saves in any month (Jeff Shaw September 1997)... converted 41 of 50 save opportunities... posted 33 saves during the first half of the season to earn a spot on the National League All Star team, but did not appear in the game July 9 in Houston... earned 149th career save on May 20 vs. Colorado, passing John Franco (148) to become all-time Reds saves leader... earned win on May 5 vs. MIL to snap his 10-game losing streak dating back to July 2003.
- 2003:** In his only full season as a starter, went 4-15, 5.33 (100ER/169IP) in 30 games (26 starts)... led staff and established career high in innings, and also ranked second on team in starts... from July 1-13 made four consecutive starts on three days' rest, the first of his career (1-2, 7.94, 20ER/22.2IP)... tossed the first two complete games of his career, a four-hitter May 14 at St. Louis in a 4-0 victory and an 11-hitter July 25 at New York NL in a 3-1 loss... became only the second pitcher since the inception of the modern save rule to throw a shutout after recording 100 career saves... Boston's Bob Stanley recorded 123 career saves before shutting out the Royals on April 22, 1987.
- 2002:** Went 7-3 with a 3.19 ERA (35ER/98.2IP) with 32 saves in 68 games (four starts) for Cincinnati, his third consecutive 30 save season... was converted to a starter in September... went 6-3, 3.50 in 64 relief outings and 1-0, 1.89 in four starts... led the club in saves, relief innings (79.2) and games finished (54)... made start on Sept. 10 vs. PIT, taking no decision in a 3-0 victory... start snapped a stretch of 363 consecutive relief appearances to begin his big league career... was the most relief outings by a pitcher before his first start since Los Angeles' Terry Adams also had 363 relief appearances prior to his first start on June 5, 2001 at ARI.
- 2001:** Went 6-5, 4.15 (37ER/80.1IP) with 32 saves in 66 relief outings for the Reds... with six wins and 32 saves, contributed to 38 of the Reds' 66 wins (58%)... received the Rolaids Relief Man Award for April after posting 0.00 ERA (13.1IP) and converting eight of nine save chances... converted 32 of 39 save chances for the season.
- 2000:** Went 10-5, with a 2.56 ERA (26ER/91.1IP) with 30 saves in 66 relief outings for Cincinnati... was named an All-Star for the first time, tossing a scoreless second inning in the N.L.'s 6-3 loss on July 11 in Atlanta... was voted by the local chapter of the BBWAA the winner of the Ernie Lombardi Award as the club's MVP and the Johnny Vander Meer Award as the club's Most Outstanding Pitcher... was the first Reds pitcher to win both awards since Danny Jackson in 1988 and the first right handed pitcher to do it since Mario Soto in 1983... was 30-for 35 in save chances... began the year 8-0, best start by a Reds pitcher since Mike LaCoss went 8-0 in 1979... earned his spot on the National League All-Star squad by going 9-1, with a 1.99 ERA with 14 saves in 37 games prior to the break.
- 1999:** Went 8-7, with a 3.08 ERA (38ER/111IP) with 27 saves over 75 relief outings in his first full season in the big leagues... led team in saves, converting 27 of 36 chances... tied for Major League lead with nine blown saves... along with Scott Sullivan was part of the first Reds duo to both surpass 100 innings in relief since 1987 (Rob Murphy and Frank Williams).
- 1998:** In his first full season in the Cincinnati organization, had two stints with the Reds, April 24-27 and May 14-end of season... converted all eight save chances, including four saves in his last eight appearances... began the season at Indianapolis and went 1-0, 2.70 in five games before he was recalled on April 24... had a 2.90 ERA over his last 59 appearances for Cincinnati... earned his first ML save on July 14 at STL.
- 1997:** Pitched for Cleveland and Cincinnati, as well as both teams Triple A clubs... was acquired by the Reds along with IF Damian Jackson, RHP Scott Winchester and LHP Jim Crowell in exchange for LHP John Smiley and INF Jeff Branson on July 31... promoted by Reds on Aug. 25 and made his NL debut in nightcap of a doubleheader at Colorado... had arthroscopic surgery on his right shoulder (Dr. Timothy Kremchek) on Oct. 6.
- 1996:** Began the season at Triple A Buffalo and was 3-1, 1.34 with 17 saves in 33 games... was promoted to Cleveland on June 29... made his ML debut, in just his second professional season, on July 13 at M.N... earned first ML victory on July 18 vs. MIN, his third big league outing... went 1-0, 4.98 in 10 games in the first of two stints with the Indians before he returned to Buffalo on Aug. 9... returned to Indians on Sept. 11 and went 1-0, 3.38 in five games during that second big league stint... was added to the 25 man roster for the ALDS... did not pitch vs. Baltimore in the ALDS... became the first Vietnamese-born player to appear in the Majors... received the Bob Feller Award as the Indians organization's top minor league pitcher for the second straight season.

MINOR LEAGUES:

1995 Received the Bob Feller Award as the Indians organization's top minor league pitcher... was a Carolina League All-Star and was named the league's best reliever by *Baseball America*... opponents hit just .177... began season at Class A Kinston and earned saves in 11 of his last 13 appearances... was promoted to Double A Canton-Akron on July 15 and did not allow an earned run in 17 games, recording 10 saves in 10 chances... eastern League right-handed batters hit just .085... was promoted to Triple A Buffalo on Aug. 30... did not allow more than one earned run in any of his 58 appearances for the year.



PERSONAL/MISCELLANEOUS

Is married to Andrea and couple has four children, three sons (Austin 6/29/97, Trey 9/27/99, Jayden 1/29/02) and one daughter (Shea 7/12/86). was very active in the community during his tenure with the Reds...on Sunday home games hosted underprivileged children as part of his Gravy's Train ticket program and was the local spokesman for Cincinnati's National Multiple Sclerosis Society's READaTHON program and an honorary board member of Hamilton County Special Olympics... was named the 2003 recipient of the Lou Gehrig Memorial Award, sponsored by the Phi Delta Theta International Fraternity... the award is presented annually to the MLB player who best exemplifies the giving character of the Hall of Famer, who was a member of the fraternity's Columbia University chapter... also involved in the Reds Rookie Success League, Reds Community Fund, Make-A-Wish Foundation, O'Bryonville Animal Shelter, United Coalition for Animals and The Scratching Post...toured his native Vietnam in January of 2006 in a special delegation in conjunction with the Vietnam Veterans Memorial Fund to introduce baseball and promote healing and understanding between the United States and Vietnam...was accompanied by his wife and his Vietnamese mother, Thao, a teacher from Valrico, Fla., who made her first visit to southeast Asia in more than three decades to visit relatives still residing in that part of the world.

GRAVES

DANIEL PETER GRAVES

YEAR	CLUB	W-L	ERA	G	GS	CG	SHO	SV	IP	H	R	ER	HR	HB	BB	SO	WP	BK	
1994		INJURED - DID NOT PLAY																	
1995	Kinston (A)	3-1	0.82	38	0	0	0	21	44.0	30	11	4	0	0	12	46	0	0	
	Canton-Akron (AA)	1-0	0.00	17	0	0	0	10	23.1	10	1	0	0	1	2	11	0	0	
	Buffalo (AAA)	0-0	3.00	3	0	0	0	0	3.0	5	4	1	0	0	1	2	1	0	
1996	Buffalo (AAA)	4-3	1.48	43	0	0	0	19	79.0	57	14	13	1	2	24	46	1	0	
	CLEVELAND	2-0	4.55	15	0	0	0	0	29.2	29	18	15	2	0	10	22	1	0	
1997	Buffalo (AAA)	2-3	4.19	19	3	0	0	2	43.0	45	21	20	3	2	11	21	0	0	
	CLEVELAND	0-0	4.76	5	0	0	0	0	11.1	15	8	6	2	0	9	4	0	0	
	Indianapolis (AAA)	1-0	3.09	11	0	0	0	5	11.2	7	4	4	1	2	5	5	1	0	
	CINCINNATI	0-0	6.14	10	0	0	0	0	14.2	26	14	10	0	0	11	7	1	0	
1998	Indianapolis (AAA)	1-0	1.93	13	0	0	0	0	14.0	15	3	3	0	0	3	11	1	0	
	CINCINNATI	2-1	3.32	62	0	0	0	8	81.1	76	31	30	6	2	28	44	4	0	
1999	CINCINNATI	8-7	3.08	75	0	0	0	27	111.0	90	42	38	10	2	49	69	3	0	
2000	CINCINNATI	10-5	2.56	66	0	0	0	30	91.1	81	31	26	8	3	42	53	3	1	
2001	CINCINNATI	6-5	4.15	66	0	0	0	32	80.1	83	41	37	7	4	18	49	2	1	
2002	CINCINNATI	7-3	3.19	68	4	0	0	32	98.2	99	37	35	7	3	25	58	5	0	
2003	CINCINNATI	4-15	5.33	30	26	2	1	2	169.0	204	108	100	30	7	41	60	2	0	
2004	CINCINNATI	1-6	3.95	68	0	0	0	41	68.1	77	39	30	12	2	13	40	2	0	
2005	CINCINNATI	1-1	7.36	20	0	0	0	10	18.1	30	18	15	4	0	12	8	3	0	
	NEW YORK (NL)	0-0	5.75	20	0	0	0	0	20.1	29	17	13	5	3	8	12	0	0	
	Norfolk (AAA)	0-1	18.00	5	0	0	0	0	6.0	15	12	12	2	0	7	4	0	0	
2006	CLEVELAND	2-1	5.79	13	0	0	0	0	14.0	18	12	9	3	0	5	3	1	0	
	Buffalo (AAA)	1-1	4.01	33	1	0	0	1	51.2	55	26	23	5	2	13	27	3	0	
2007	Long Island (IND)	4-5	3.90	62	0	0	0	33	64.2	71	34	28	3	1	13	27	0	0	
2008	Fort Myers (A)	0-0	6.00	4	0	0	0	0	6.0	6	4	4	0	0	1	5	0	0	
	New Britain (AA)	2-0	3.60	7	0	0	0	0	10.0	8	4	4	0	2	4	7	1	0	
	Rochester (AAA)	4-6	6.30	25	16	0	0	1	84.1	116	65	59	10	5	27	32	4	0	
MINOR LEAGUE TOTALS:		17-15	3.52	218	20	0	0	59	376.0	369	169	147	22	16	110	217	12	0	
MAJOR LEAGUE TOTALS:		43-44	4.05	518	30	2	1	182	808.1	857	416	364	96	26	271	429	27	2	
AL TOTALS:		4-1	4.91	33	0	0	0	0	55	62	38	30	7	0	24	29	2	0	
NL TOTALS:		39-43	3.99	485	30	2	1	182	753.1	795	378	334	89	26	247	400	25	2	

ALL-STAR RECORD

YEAR	LEAGUE/SITE	W-L	ERA	G	GS	CG	SHO	SV	IP	H	R	ER	HR	HB	BB	SO	WP	BK	
2004	NL/Atlanta	0-0	0.00	1	0	0	0	0	1.0	1	0	0	0	0	0	1	0	0	
2004	NL/Houston	DID NOT PLAY																	

GRAVES CAREER TRANSACTIONS

- Selected by Cleveland in the fourth round of the June 1994 draft.
- Acquired by Cincinnati from Cleveland along with LHP Jim Crowell, IF Damian Jackson and RHP Scott Winchester in exchange for LHP John Smiley and IF Jeff Branson on July 31, 1997.
- On Disabled List, Aug. 14-Sept. 3, 2004 (back spasms).
- Signed by the New York Mets as a free agent on June 11, 2005.
- Signed by Cleveland to a minor league contract on Dec. 19, 2005.
- Signed by Colorado to a minor league contract on Dec. 20, 2006.
- Signed by Minnesota to a minor league contract on March 30, 2008.
- Signed by Houston to a minor league contract on Jan. 6, 2009.

GRAVES GAME HIGHS

Longest Winning Streak:	8 -- April 18-June 4, 2000
Longest Losing Streak:	10 -- July 5, 2003-April 27, 2004
Strikeouts:	7 -- Sept. 26, 2002 at Chicago (N.)
Walks:	4 -- Sept. 16, 1997 vs. Pittsburgh
Innings (starter):	9.0 -- May 14, 2003 at St. Louis
Innings (relief):	4.0 (2x) -- last, May 21, 1998 at New York (NL)
Low-Hit Game (CG):	4 -- May 14, 2003 at St. Louis

GRAVES CAREER FIELDING

YEAR	POSITION	PCT	G	PO	A	E	TC	DP
1996	Pitcher	.000	15	2	2	4	0	0
1997	Pitcher	.857	15	3	3	7	0	0
1998	Pitcher	.917	62	7	15	24	0	0
1999	Pitcher	1.000	75	7	21	28	0	3
2000	Pitcher	.967	66	5	24	30	0	4
2001	Pitcher	1.000	66	6	21	27	0	0
2002	Pitcher	1.000	68	13	20	33	0	0
2003	Pitcher	1.000	30	12	35	47	0	2
2004	Pitcher	1.000	68	2	10	12	0	3
2005	Pitcher	.800	40	1	7	10	0	0
2006	Pitcher	.800	13	1	3	5	0	1
TOTAL	Pitcher	.969	518	59	161	227	0	13



TOBY HALL

14

Bats/Throws: Right/Right

Height/Weight: 6-3/240

Born: 10/21/75 in Tacoma, WA

Resides: Odessa, FL

Opening Day Age: 33

ML Service: 7.072

Contract Status: Signed through 2009.

Acquired: Signed to a minor league contract on Jan. 14, 2009.



NON-ROSTER INVITEE

CAREER HIGHLIGHTS

- ★ Has played in nine Major League seasons with Tampa Bay (2000-06), the Los Angeles Dodgers (2006) and the Chicago White Sox (2007-08).
- ★ Has posted a .262 (616x2350) average with 46 home runs and 269 RBI in 686 games...has posted an average of .250-or-higher in seven of his nine Major League seasons.
- ★ Has a career fielding percentage behind the plate of .989 and has throw out 122 of 434 attempted base-stealers (28%).
- ★ Owns the Tampa Bay record with five Opening Day starts behind the plate (2002-06)...leads John Flaherty (four) in that category.
- ★ Named Tampa Bay's Minor League Player of the Year in 2001 and the International League Player of the Year...also selected to the Topps/Minor League Baseball AAA All-Star Team that season, the SportsTicker All-Prospect Team, and was tabbed as the Top Prospect in Triple A by *Baseball America* and as the catcher on the publication's Minor League All-Star Team...named the Most Valuable Player at MLB's All-Star Futures Game in Seattle, going 2x3 with a home run.

10 SEASONS *Astros* NOTES 10 SEASONS

- ★ Graduated from El Dorado (CA) High School and attended UNLV, where he hit .383 with 10 home runs in his final season with the Rebels to earn All-American honors...drafted by Tampa Bay in the ninth round of the 1997 First Year Player Draft...Signed by Rays coach Tim Lincecum.
- ★ Named Tampa Bay's Minor League Player of the Year in 2004.
- ★ Named the MVP of the 2001 MLB Futures Game which Tampa Bay won...played primarily at Durham (AAA) that season and earned Tampa Bay's Minor League Player of the Year.
- ★ Signed by Houston to a one-year minor league contract with an invitation to Major League Spring Training on Jan. 14, 2009.



2008: Hit .260 (33x127) with two home runs and seven RBI in 41 games with the White Sox. started 36 games behind the plate, with the club going 22-14 in those games...hit .267 (32x120) in those contests...hit .377 (20x53) vs. lefties and .381 (16x42) with runners on base...posted a .992 fielding percentage.

2007: Appeared in just 38 games in his first season with the White Sox after suffering a right shoulder injury during spring training...his 38 games were down from his 2006 total (85) ...collected just three RBI, the fewest among all major-league players with at least 100 at bats, and the lowest RBI total in the American League since the Angels' Trent Durrington in 1999 (two)...hit .288 (15x52) vs. left-handers, compared to .141 (9x64) vs. righties...made 35 starts (Sox went 13-22) placed on the 15 day disabled list on April 1 (retro to 3/26) with a dislocated right shoulder. was recalled from his rehabilitation assignment at Class AAA Charlotte and reinstated from the disabled list on 5/17...left on July 24 vs. DET with a mild concussion

2006: Combined to hit .259 (72x278) with 17 doubles, eight home runs and 31 RBI in 85 games between Tampa Bay and the Dodgers...was traded by Tampa Bay with pitcher Mark Hendrickson and cash to the Dodgers on June 27 in exchange for pitcher Jae Seo, catcher Dioner Navarro and a player to be named later (outfielder Justin Ruggiano) ...appeared in 82 games as catcher, two at first base and one at third...threw out a combined 22.2 percent (12 of-54) of attempted basestealers. struck out just once every 13.36 plate appearances, the seventh-best mark in baseball (min. 275 PA) ...began the season with Tampa and hit .231 (51x221) with eight homers and 23 RBI in 64 games prior to the trade...made his club-record fifth consecutive Opening Day start... hit .357 (25x70) in April, the second-best mark in Tampa Bay history (.368, Rocco Baldelli in 2003)...hit .368 (21-57) in 21 games with the Dodgers.

2005: Established career highs in average (.287), hits (124) and games played (135) in his third full season with Tampa Bay. .hit .307 (63x205) after the All-Star Break, second-best among catchers (.380, Martinez). .threw out 37.8 (28-for-74) percent of attempted basestealers, third-best in the majors (min. 100 games)...comp'd a career-high 11-game hitting streak from 4/26-5/10. .hit the 1,000th home run in Tampa Bay history on June 7 at CIN. .was named the Devil Rays Roberto Clemente Award recipient for the second consecutive season.

2004: Hit .255 (103x404) with 21 doubles, eight home runs and a career-high 60 RBI in 119 games with Tampa Bay. .ranked sixth among American League catchers in RBI...threw out 27.9 percent (17-of-61) of attempted basestealers, tied for fourth-best in the AL. .went 3x4 with three RBI on March 30 vs. the Yankees on Opening Day in Japan. .hit his first career grand slam on 8/4 vs. Boston. was Tampa Bay's Roberto Clemente Award recipient.

2003: Set career bests with 12 home runs, 50 runs scored and 176 total bases in his first full season with Tampa Bay...led Major-League catchers by throwing out a franchise-record 41.3 (31-of-75) percent of attempted basestealers.

2002: Hit .258 (85x330) with 19 doubles and 42 RBI in 85 games...hit .309 (51x165) after the All-Star Break. .tied a club record by throwing out three baserunners on July 13 vs. SEA...appeared in 22 games with Class AAA Durham, hitting .348 (32x92) with two homers and 20 RBI.

2001: Was recalled from Class AAA Durham on July 26 and batted .298 (56x188) in 49 games. .finished third among AL rookies in average (min. 100 AB), behind Seattle's Ichiro Suzuki (.250) and the Angels' Shawn Wooten (.312)...was named Tampa Bay's Minor League Player of the Year and the International League Player of the Year after leading the league in average .335 (125x373). .also selected to the Topps/Minor League Baseball AAA All-Star Team, the SportsTicker All-Prospect Team, and was tabbed as the Top Prospect in Triple A by *Baseball America* and as the catcher on the publication's Minor League All-Star Team. .was named the Most Valuable Player at MLB's All-Star Futures Game in Seattle, going 2x3 with a home run.

2000: Was 2x12 (.167) in four games in his first season with Tampa Bay...his contract was purchased from Durham on Sept. 11. .made his Major League debut on Sept. 15 vs. OAK. .recorded his first hit (single) and home run (off Frank Castillo) on Sept. 22 at TOR...combined to hit .327 (149x455) in 115 games between Class AA Orlando and Durham. .began the season with Orlando and hit .343 (93x271) with nine home runs and 50 RBI in 68 games. .batted .304 (56x184) in 47 games with the Bulls. .was a non-roster invitee to spring training.

MINOR LEAGUES:

1999- Batted .278 (107x385) with 70 RBI in 102 games between Orlando and Class A St. Petersburg...led Orlando to the SL championship, hitting .536 with seven RBI in the postseason. .was a non-roster invitee to spring training... 1998- Named to the South Atlantic League All-Star Team after hitting .321 (121x377) with six homers and 50 RBI in 105 games. .ranked second in the Tampa Bay farm system and fourth in the SAL in average. 1997- Hit .250 (50x200) with one homer and 27 RBI in his first professional season with Class A Hudson Valley.

PERSONAL/MISCELLANEOUS

is married to Karra. .has two children: Tayden and Kendall. .along with his wife, has formed the Toby Hall Foundation, a non-profit organization that assists numerous programs in the Tampa Bay-area.

2009 HOUSTON ASTROS

TOBY JASON HALL

YEAR	CLUB	AVG.	G	AB	R	H	2B	3B	HR	RBI	SH	SF	HB	BB	SO	SB	CS	E
1997	Hudson Valley (A)	.250	55	200	25	50	3	0	1	27	1	3	1	13	33	0	0	3
1998	Charleston (A)	.321	105	377	59	121	25	1	6	50	0	6	5	39	32	3	7	18
1999	Orlando (AA)	.254	46	173	20	44	7	0	9	34	1	4	1	4	10	1	1	4
	St. Petersburg (A)	.297	56	212	24	63	13	1	4	36	1	3	2	17	9	0	2	4
2000	Orlando (AA)	.343	68	271	37	93	14	0	9	50	0	5	1	17	24	3	2	7
	Durham (AAA)	.304	47	184	21	56	15	0	7	35	0	5	2	3	19	0	0	2
	TAMPA BAY	.167	4	12	1	2	0	0	1	1	0	0	0	1	0	0	0	0
2001	Durham (AAA)	.335	94	373	59	125	28	1	19	72	0	3	3	29	22	1	3	6
	TAMPA BAY	.298	49	188	28	56	16	0	4	30	0	1	3	4	16	2	2	5
2002	TAMPA BAY	.258	85	330	37	85	19	1	6	42	2	3	1	17	27	0	1	6
	Durham (AAA)	.348	22	92	13	32	4	0	2	20	0	3	4	3	10	0	0	1
2003	TAMPA BAY	.253	130	463	50	117	23	0	12	47	0	5	7	23	40	0	1	9
2004	TAMPA BAY	.255	119	404	35	103	21	0	8	60	1	7	5	24	41	0	2	6
2005	TAMPA BAY	.287	135	432	28	124	20	0	5	48	3	7	5	16	39	0	0	9
2006	TAMPA BAY	.231	64	221	15	51	13	0	8	23	0	3	2	8	17	0	2	3
	LOS ANGELES NL	.368	21	57	2	21	4	0	0	8	0	1	0	2	5	0	0	1
2007	Charlotte (AAA)#	.263	5	19	3	5	0	0	2	7	0	0	0	2	3	0	0	0
	CHICAGO AL	.207	38	116	8	24	4	0	0	3	0	1	0	3	12	0	0	3
2008	CHICAGO-AL	.260	41	127	7	33	3	0	2	7	1	0	2	6	19	0	0	2
MINOR LEAGUE TOTALS		.310	498	1901	261	589	109	3	59	331	3	32	19	127	162	8	15	45
AL TOTALS		.259	665	2293	209	595	119	1	46	261	7	27	25	102	211	2	8	43
NL TOTALS		.368	21	57	2	21	4	0	0	8	0	1	0	2	5	0	0	1
MAJOR LEAGUE TOTALS		.262	686	2350	211	616	123	1	46	269	7	28	25	104	216	2	8	44

Rehab Assignment

HALL CAREER TRANSACTIONS

- Selected by Tampa Bay in the ninth round of the June 1997 draft.
- Acquired by the Los Angeles Dodgers from Tampa Bay along with Mark Hendrickson and cash considerations in exchange for C Dioner Navarro, RHP Jae Weong Seo and RF Justin Ruggiano on June 27, 2006.
- Signed by the Chicago White Sox as a free agent on Dec. 17, 2006.
- On Disabled List, April 1- May 17, 2007 (torn labrum, right shoulder).
- Signed by Houston to a minor league contract on Jan. 14, 2009.

HALL GAME HIGHS

Hits:	4 (3x) -- last, Aug. 26, 2005 vs. Los Angeles (AL)
Home Runs:	1 (46x) last, Sept. 9, 2008 vs. Los Angeles (AL)
RBI:	4 Aug. 4, 2004 vs. Boston
Stolen Bases:	2 -- Sept. 25, 2001 at New York (AL)
Longest Hitting Streak:	11 -- April 26-May 10, 2005
Career Grand Slams (1):	Aug. 4, 2004 vs. Boston off Bronson Arroyo

LEADOFF HR


PINCH-MIT HR

WALK-OFF HR

No. Date	Opp.	Pitcher	No. Date	Opp.	Pitcher	No. Date	Opp.	Pitcher
none			none			none		

HALL CAREER FIELDING

Year	Position	PCT.	G	PO	A	E	TC	DP	PB
2000	Catcher	1.000	4	19	2	0	21	0	0
2001	Catcher	.986	46	328	20	5	353	2	2
2002	Catcher	.989	83	506	34	6	546	5	4
2003	Catcher	.988	130	685	60	9	754	10	7
2004	Catcher	.992	119	686	38	6	730	4	7
2005	Catcher	.989	135	759	51	9	826	5	8
	First Base	1.000	2	5	2	0	7	0	-
2006	Catcher	.991	82	394	31	4	429	3	3
	Third Base	-	1	0	0	0	0	0	-
2007	Catcher	.985	37	187	10	3	200	1	5
2008	Catcher	.992	37	231	15	2	248	0	1
Totals:	Catcher	.989	673	3795	261	44	4107	30	37
	First Base	1.000	2	5	2	0	7	0	-
	Third Base	-	1	0	0	0	0	0	-



CLAY HENSLEY

18

Bats/Throws: Right/Right

Height/Weight: 5-11/184

Born: 8/31/79 in Tomball, TX

Resides: Pearland, TX

Opening Day Age: 29

ML Service: 2.161

Contract Status: Signed through 2009

Acquired: Signed to a minor league contract on Jan. 5, 2009.

RHP

NON-ROSTER INVITEE

CAREER HIGHLIGHTS

- ★ A native Houstonian, Hensley has appeared in 106 Major League games (40 starts), all with San Diego, posting a 15-18 record and a 4.09 ERA (147ER/323.2IP).
- ★ As a starter, has gone 13-15 with a 4.35 ERA (111ER/229.2IP) in 40 starts...in relief, has posted a 2-3 record and a 3.45 ERA (36ER/94IP).
- ★ Has appeared in five playoff games as a reliever, posting a 2.45 ERA (2ER/7.1IP)...all appearances came against St. Louis in the Divisional Round in 2005 and 2006.
- ★ Made the Padres Opening Day roster in 2007 and began the season in the rotation...yielded Barry Bonds' 755th career home run to tie Hank Aaron's all-time record on Aug. 4.
- ★ Made San Diego's Opening Day roster as a reliever in 2006 but later moved into the rotation to make 29 starts for the Padres...tossed his first career complete-game shutout on May 14 at CHC...in that same game tied a Major League record (9.0-inning game) by striking out five times at the plate, becoming the first player to strike out five times and toss a complete game in the same outing since Bert Blyleven did it with Pittsburgh on July 29, 1979.
- ★ Made his Major League debut on June 20, 2005 at NYM...picked up his first Major League win on Sept. 27 vs SF...on the season, posted a team-low 1.70 ERA (9ER/47.2IP).
- ★ Split 2003 between the Giants and Padres organizations after a midseason trade...while with Single A Hagerstown in the San Francisco organization, tossed a perfect game on May 3 vs. Kannapolis...needed only 81 pitches for the victory.

2008: Began the season on the 15-day DL with a right shoulder strain...reinstated on June 6 and optioned to Triple-A Portland that same day...1-2 with a 5.31 ERA (23ER/39IP) in 32 games (one start) over two stints with San Diego...1-1 with a 4.50 ERA (17ER/34IP) in 31 contests out of the bullpen, tallying a .238 opponents batting average against (29x122)...in 16 appearances (10 starts) overall with the Beavers, including a 10-game rehabilitation assignment, went 1-1 with a 3.94 ERA (21ER/48IP)...1-1 with a 4.39 ERA (20ER/41IP) in 10 starts...1.29 ERA (1 ER/7 0 IP) in six relief outings.

2007: Made the Major League Opening Day roster for the second consecutive year and began the season in the starting rotation...went 2-3 with a 6.84 ERA (38ER/50IP) in 13 appearances (nine starts) for the Padres...despite losing each of his first three starts of the season, the Padres had a 5-4 record in his nine starts overall in 2007...the club won five of his last six starts, including each of his last four...allowed two runs or fewer in five of his last six starts...placed on the 15-day disabled list on May 3 due to a strained right groin...reinstated from the 15-day disabled list on June 1 and subsequently optioned to Triple-A Portland...recalled from Portland on July 25 and went to the bullpen...yielded Barry Bonds' 755th career home run to tie Hank Aaron's all-time record in that game...optioned back to Portland the following day (Aug. 5)...placed on the 60-day disabled list Sept. 25 after undergoing season-ending surgery to repair a torn labrum in his right shoulder.

2006: Made the Major League Opening Day roster for the first time in his career...went 11-12 with a 3.71 ERA (77ER/187IP), setting career highs in wins, games (37), games started (29), and innings pitched...started the season in the bullpen, but made his first start of the season on April 18 at COL...tossed his first career complete-game shutout on May 14 at CHI (NL)...also tied a Major League record (9.0-inning game) in that game by striking out five times at the plate, becoming the first player to strike out five times and toss a complete game in the same outing since Bert Blyleven did it with Pittsburgh on July 29, 1979...threw a career-high 4.0 innings of relief 8/20 vs. ARI...tossed 2.2 innings of scoreless relief in the 2006 Division Series against the St. Louis Cardinals...appeared in two games, allowing two hits and a walk.

10 YEARS Astros NOTES 10 YEARS

- ★ Was a center fielder at Pearland High School and did not take up pitching until he was 21 years old...attended Lamar University in Texas and went 2-6 with a 3.97 ERA and set a single-season school record with 127 strikeouts in 100.0 innings pitched to help Lamar post a 28-24 record in 2002...helped guide the squad to the Southland Conference (SAC) championship and advance to the NCAA Regional at Austin...drafted out of Lamar by San Francisco in the eighth round of the 2002 First-Year Player Draft...signed by Giants scout Tom Korenek.
- ★ Born and raised in the Houston area, Hensley was former Astros catcher Alex Ashby's catch for one of his Little League teams.
- ★ Signed by Houston in a one-year minor league contract with an invitation to Major League Spring Training on Jan. 5, 2009.

HENSLEY

2005: Made his Major League debut on June 20 at NYM and tossed 2.0 scoreless innings...pitched 2.0 or more innings in 14 outings, including one start...thru scoreless relief in 18 of his 24 appearances...picked up his first Major League win on Sept 27 vs. SF, throwing 3 2 scoreless innings of relief...overall, made 24 appearances for the Padres, posting a team-low 1.70 ERA (9 ER/47 2 IP)...appeared in 15 games (14 starts) with Triple-A Portland and posted a 2.99 ERA (30 ER/90.1 IP)... contract was purchased by San Diego on June 18.

MINOR LEAGUES:

2004. Finished 11-10 with two complete games, one shutout, and a 4.30 ERA (76ER/159IP) in 27 starts at Double-A Mobile... tied for the lead in the Padres system in victories and ranked fourth in strikeouts (125)... among Southern League leaders, ranked tied for first in complete games, tied for second in shutouts, third in innings pitched, tied for third in wins, tied for third in games started and fourth in strikeouts...**2003.** Made 25 starts between San Francisco's Single-A Hagerstown and San Jose affiliates, and the Padres Single-A Lake Elsinore club, going 9-10 with three complete games, two shutouts and a 3.81 ERA (60 ER/141 2 IP)... finished tied for the South Atlantic League lead in shutouts and tied for third in complete games... tossed the first perfect game in the 10-year history of the Hagerstown Suns on May 3 vs. Kannapolis... struck out 10 batters and threw 59 of 81 pitches for strikes en route to a 2-0 victory...**2002.** Selected by the Giants in the eighth round of the 2002 First Year Player Draft and began his career at Short-A Salem-Keizer...went a perfect 7-0 with a 2.53 ERA (23ER/81.2IP) in 15 starts...tied for the Northwest League lead in starts and tied for second among league leaders in wins.

PERSONAL/MISCELLANEOUS

Went 8-6 with a 2.97 ERA for Lamar in 2002 and set a single-season school record with 127 strikeouts in 100.0 innings pitched to help the club post a 38-24 record in 2002...was named Louisville Slugger's National Player of the Week on May 13, striking out 15 batters over 7 1/3 innings of work in Lamar's 10-3 win at Nicholls St. on May 11...his 15 strikeouts vs. Nicholls St. tied the school single-game record which was shared by Randy Williams and Linc Mikkelsen...helped guide the squad to the Southland Conference (SLC) championship and advance to the NCAA Regional at Austin...set a new Lamar single game and an SLC Tournament single-game record by striking out 17 Texas-Arlington batters in the Cardinals 5-3 win on 5/22...struck out two in 1 0/3 inning of work to earn the save in Lamar's 5-4 victory over Northwestern State in the SLC Tournament championship game and went on to earn the tournament's Most Valuable Player award with his tournament-record 19 strikeouts.

CLAYTON ALLEN HENSLEY

YEAR	CLUB	W-L	ERA	G	GS	CG	SHO	SV	IP	H	R	ER	HR	HB	BB	SO	WP	BK
2002	Salem-Keizer (A)	7-0	2.53	15	15	1	0	0	81.2	72	31	23	3	3	25	84	6	1
2003	Hagerstown (A)	4-3	3.18	12	12	3	2	0	68.0	56	26	24	4	1	20	74	4	0
	San Jose (A)	2-3	5.83	5	5	0	0	0	29.1	38	20	19	4	1	9	25	0	0
	Lake Elsinore (A)	3-4	3.45	8	8	0	0	0	44.1	50	24	17	0	0	14	40	3	0
2004	Mobile (AA)	11-10	4.30	27	27	2	1	0	159.0	167	84	76	14	8	48	125	6	0
2005	Portland (AAA)	2-2	2.99	15	14	0	0	0	90.1	63	31	30	8	2	22	71	1	1
	SAN DIEGO	1-1	1.70	24	1	0	0	0	47.2	33	12	9	0	0	17	28	2	0
2006	SAN DIEGO	11-12	3.71	37	29	1	1	0	187.0	174	82	77	15	3	76	122	3	0
2007	SAN DIEGO	2-3	6.84	13	9	0	0	0	50.0	62	40	38	5	1	32	30	4	1
	Portland (AAA)	2-7	6.72	13	13	0	0	0	71.0	102	63	53	10	4	34	50	6	0
2008	Lake Elsinore (A)#	1-0	0.00	1	0	0	0	0	1.0	1	0	0	0	0	1	0	0	0
	Portland (AAA)	1-1	3.94	16	10	0	0	0	48.0	46	23	21	7	3	16	34	3	0
	SAN DIEGO	1-2	5.31	32	1	0	0	0	39.0	36	27	23	2	1	25	26	1	0
MINOR LEAGUE TOTALS:		33-30	3.99	112	104	6	3	0	592.2	595	302	263	50	22	188	504	29	2
MAJOR LEAGUE TOTALS:		15-18	4.09	106	40	1	1	0	323.2	305	161	147	22	5	150	206	10	1

Rehab Assignment

DIVISION SERIES RECORD

YEAR	CLUB/OPP	W-L	ERA	G	GS	CG	SHO	SV	IP	H	R	ER	HR	HB	BB	SO	WP	BK
2005	SD/STL	0-0	3.86	3	0	0	0	0	4.2	4	2	2	0	0	3	1	0	0
2006	SD/STL	0-0	0.00	2	0	0	0	0	2.2	2	0	0	0	0	1	0	0	0
TOTALS		0-0	2.45	5	0	0	0	0	7.1	6	2	2	0	0	4	1	0	0



HENSLEY CAREER TRANSACTIONS

- Selected by San Francisco in the 8th round of the June 2002 draft.
- Acquired by San Diego from San Francisco along with a player to be named later (RHP R. D. Spiehs) in exchange for RHP Matt Herges on July 13, 2003.
- On Disabled List, May 4-June 1, 2007 (strained right groin).
- On Disabled List, Sept. 25-Nov. 1, 2007 (right shoulder surgery).
- On Disabled List, March 26-June 6, 2008 (right shoulder strain).
- Signed by Houston to a minor league contract on Jan. 5, 2009.

HENSLEY GAME HIGHS

Longest Winning Streak:	3 (2x) -- last, April 21, 2007 - July 21, 2008
Longest Losing Streak:	4 -- Sept. 29, 2006 - April 16, 2007
Strikeouts:	9 - Sept. 24, 2006 vs. Pittsburgh
Walks:	7 -- June 5, 2006 at Milwaukee
Innings (starter):	9.0 -- May 14, 2006 at Chicago (NL)
Innings (relief):	4.0 Aug. 20, 2006 vs. Arizona
Low-Hit Game (CG):	.2 -- May 14, 2006 at Chicago (NL)

HENSLEY CAREER FIELDING

YEAR	POSITION	PCT.	G	PO	A	E	TC	DP
2005	Pitcher	.917	24	0	11	1	12	0
2006	Pitcher	.956	37	16	27	2	45	0
2007	Pitcher	1.000	13	6	11	0	17	0
2008	Pitcher	1.000	32	1	6	0	7	0
TOTAL	Pitcher	.963	106	23	55	3	81	0

HENSLEY MAJOR LEAGUE BATTING

YEAR	CLUB	AVG	G	AB	R	H	2B	3B	HR	RBI	SH	SF	HB	BB	SO	SB	CS	E
2005	San Diego	.167	24	6	0	1	1	0	0	0	0	0	0	0	3	0	0	1
2006	San Diego	.083	39	48	2	4	1	0	0	2	5	0	0	3	28	0	0	2
2007	San Diego	.214	13	14	0	3	0	0	0	2	2	0	0	0	8	1	0	0
2008	San Diego	.000	32	2	0	0	0	0	0	0	1	0	0	0	1	0	0	0
TOTAL		.114	108	70	2	8	2	0	0	4	8	0	0	3	40	1	0	3



CHRIS JOHNSON

65

Bats/Throws: Right/Right

Height/Weight: 6-3/220

Born: 10/1/84 in Naples, FL

Resides: Fort Myers, FL

Opening Day Age: 24

ML Service: 0.000

Contract Status: Signed through 2009

Acquired: Selected in the fourth round of the June 2006 draft.

IF

NON-ROSTER INVITEE

CAREER HIGHLIGHTS

- ★ Has played at five levels in his three-year professional career within the Astros organization...is a career .266 (301x1132) minor league hitter with 28 home runs and 178 RBI.
- ★ Plays primarily third base (243g) but has seen action at shortstop (19g) and first base (18g) in his career.
- ★ Named a Texas League All-Star in 2008 with Corpus Christi, where he hit .324 (107x330) with 12 home runs and 58 RBI...earned a mid-season promotion to Round Rock...following his 2008 campaign, played for Scottsdale in the Arizona Fall League and hit .296 (29x98) with two home runs and 19 RBI in 25 games.
- ★ Earned a mid-season promotion to Salem (A+) in 2006 after beginning the season with Lexington...on the year, hit .261 (125x479) with 14 home runs and 82 RBI between the two clubs...named Carolina League Player of the Week after recording 10 RBI in five games from Aug. 20-26.

10 YEARS Astros NOTES 10 YEARS

- ★ Attended Stetson University in Florida where he hit .279 with 19 home runs and 118 RBI over two seasons with the Hatters (2003-06)...drafted by Houston in the fourth round of the 2006 First-Year Player Draft...signed by Astros scout Jon Bunnell.
- ★ Named the Astros No. 5 prospect entering the 2007 season by Baseball America...also tabbed by BA as the Best Power Hitter and as possessing the best infield arm among all Astros minor leaguers.
- ★ Signed to a minor league contract...Johnson was invited to Major League Spring Training on Jan. 6, 2009.

MINOR LEAGUES:

2008: Began the season at Corpus Christi (AA), where he earned an All-Star selection after hitting .325 (75x231) with seven home runs and 37 RBI prior the All-Star Break...named the club's Offensive Player of the Month twice, in May and June...in May, he hit .326 with three home runs and 16 RBI and in June he hit .371 (33x89) with six home runs and 23 RBI...his performance at Corpus earned him a mid-season promotion to Round Rock (AAA), where he became the Express everyday third baseman on July 29...posted a .218 (22x101) average in 30 games with the Express...following the season, played for the Scottsdale Scorpions of the Arizona Fall League and posted a .296 (29x98) average with two home runs and 19 RBI in 25 games. **2007:** Began the season with Lexington (A) hitting .259 (66x255) with eight home runs and 44 RBI...promoted to Advanced A Salem on June 22...went on to hit .263 (59x224) with six home runs and 38 RBI for the Avalanche...named Carolina League Player of the Week for Aug. 20-26 after hitting three home runs and driving in 10 RBI in five games...appeared in four games for North Shore in the Hawaiian Winter League, hitting .308 (4x13) in 14 at-bats...**2006:** Made his professional debut with Tri-City and hit .212 (47x222) in 60 games.

CHRISTOPHER D. JOHNSON

YEAR	CLUB	AVG.	G	AB	R	H	2B	3B	HR	RBI	SH	SF	HB	BB	SO	SB	CS	E
2006	Tri-City (A)	.212	60	222	18	47	7	1	1	29	0	4	2	11	35	7	3	3
2007	Lexington (A)	.259	64	255	37	66	14	0	8	44	1	3	1	17	38	3	4	13
	Salem (A)	.263	60	224	24	59	11	0	6	38	0	5	3	8	41	1	0	6
2008	Corpus Christi (AA)	.324	84	330	43	107	24	0	12	58	1	4	3	20	61	5	0	23
	Round Rock (AAA)	.218	30	101	10	22	2	1	1	9	0	1	0	5	25	0	0	4
MINOR LEAGUE TOTALS		.266	298	1132	132	301	58	2	28	178	2	17	9	61	200	16	7	49

JOHNSON CAREER TRANSACTIONS

- Selected by Houston in the fourth round of the June 2006 draft.



KATA

MATT KATA

28

Bats/Throws: Switch/Right

Height/Weight: 6-1/185

Born: 3/14/78 in Fairview Park, OH

Resides: Round Rock, TX

Opening Day Age: 31

ML Service: 3.033

Contract Status: Signed through 2009

Acquired: Signed to a minor league contract on Dec. 5, 2008.

IF

NON-ROSTER INVITEE

CAREER HIGHLIGHTS

- ★ Begins his 11th professional season and the Astros mark his seventh different organization...has appeared in 238 Major League games with Arizona (2003-05), Philadelphia (2005), Texas (2007) and Pittsburgh (2007)...in his four-year MLB career, has hit .242 (156x645) with 12 home runs and 58 RBI.
- ★ Has compiled a .278 (895x3223) average with 55 home runs and 348 RBI in nine seasons in the minor leagues.
- ★ Can play all four Infield positions and the outfield...for Indianapolis (AAA) in 2008, played 70 games on the infield and 49 in the outfield
- ★ In 2004, earned a spot on the Diamondbacks' Opening Day roster by hitting .450 in spring training (27x60)...13 days into the regular season became Arizona's starting second baseman after Roberto Alomar suffered a fractured hand...suffered a dislocated left shoulder on May 29 at LAD and didn't play the remainder of the season.
- ★ Made his Major League debut for Arizona in 2003...made his first start on June 17 at HOU and collected his first career hit (single) and his first career home run off of Astros lefty Jeriome Robertson.
- ★ Named a Texas League All-Star in 2002 and led the League in at-bats (578), total bases (256) and runs (95) .was the MVP of the TL All-Star Game.
- ★ In 2001, was named a *Baseball America* High Class A All-Star and a Carolina League/California League All-Star while with Lancaster (A).

10 SEASONS *Astros* NOTES 10 SEASONS

- ★ Graduated from St. Ignatius High School in Cleveland in 1996...originally selected by Minnesota in the 20th round of the 1996 June draft, but did not sign and attended Vanderbilt University...batted .297 with 10 home runs and 25 RBI while never missing a game to the Commodores during his college career...selected by Arizona in the 9th round of the 1999 June draft...signed by Diamondbacks scout Harold Zander.
- ★ Last name is pronounced "KAY-ta"
- ★ Signed by Houston to a one-year minor league contract with an invitation to Major League Spring Training on Dec. 5, 2008.

2008: Signed by the Rockies to a minor league contract prior to the 2008 season but was traded to Pittsburgh on March 30 in exchange for a player to be named later...spent the season with Pittsburgh's Triple A affiliate Indianapolis and hit .245 (97x396) with eight home runs and 45 RBI...appeared defensively at 70 games on the infield and 49 in the outfield.

2007: Played in 31 games with the Rangers...started 14 times and at five different positions, six at third base, four in left field, two at shortstop, one at second base and one at first base...was granted free agency on June 12 and signed a minor league contract with Pittsburgh the following day...was sent to Triple A Indianapolis upon his arrival...recalled from Triple A Indianapolis on June 30...overall, hit .250 (22x88) in 47 games with the Pirates...batted .278 (20x72) with five doubles, one triple, two home runs and five RBI over 16 games/two stints with Indianapolis.

2006: Spent the entire season at Louisville (AAA) in the Cincinnati organization...acquired by the Reds via a waiver claim from Philadelphia on March 15...optioned to Louisville on March 29 as one of the last cuts in Spring Training...designated for assignment on April 7...cleared waivers and was outrighted to Louisville on April 17...batted .263 (87x331) with nine home runs and 34 RBI in 113 games...made 70 starts in the outfield and 32 starts in the infield.

2005: Played in the Major Leagues for the Phillies and Diamondbacks and in Triple A for Tucson and Scranton/Wilkes-Barre...combined to see action in 40 Major League games...began the season with Arizona but optioned to Tucson on three separate occasions...traded to Philadelphia on July 21 for RHP Tim Worrell and cash...appeared in five games for the Phillies...optioned to Scranton/Wilkes-Barre on Aug. 5...recalled by the Phillies when rosters expanded on Sept. 1 and appeared in five games.

2004: Earned a spot on the Diamondbacks' Opening Day roster by hitting .450 in Spring Training (27x60)...13 days into the regular season became Arizona's starting second baseman after Roberto Alomar suffered a fractured hand... suffered a dislocated left shoulder on May 29 at Los Angeles diving for a ball and didn't play again the rest of the season...had season-ending surgery to repair the torn labrum in that shoulder (Dr. Lewis Yocum) on July 2... produced a career-high eight game hitting streak (.455) from April 18-26... tied his career-high with four RBI on April 25 vs. SD... hit first career leadoff home run on May 21 (off Darren Oliver)...hit .247 (40x162) with 17 runs, nine doubles, two triples, two home runs and 13 RBI in 42 games.

2003: In his Major League debut appeared in 78 games for Arizona...also played in 48 games for Tucson (AAA)...hit 372 (16x43) with runners in scoring position at the Major League level... began the season on Tucson's DL with an intercostal muscle strain...activated on April 19...made his Major League debut as a pinch-runner on June 15 at MIN...made first start on June 17 at HOU and collected his first career hit (single off Jerlome Robertson) and his first career home run (off Robertson)...tied Arizona club record with five hits on June 30 at COL.

MINOR LEAGUES:

2002: Spent the entire season with El Paso (AA)...led the Texas League in at-bats (578), total bases (256) and runs (95)... among all Double A hitters ranked second in runs scored and hits and was third in total bases...Texas League Co-Player of the Week, along with teammate Chad Tracy, for April 22-28 (.407)... Most Valuable Player of the Texas League All-Star Game (3x5, 2B, RBI)...played for Scottsdale in the Arizona Fall League...**2001:** Spent most of the season at Lancaster (A), where he was a *Baseball America* High Class A All-Star...went 2x3 in the Carolina League/California League All-Star Game... named California League Player of the Week for April 23-29... **2000:** Spent the entire season with South Bend (A)...ranked second among all Diamondbacks minor leaguers with 38 steals...struck out once every 10.12 plate appearances, 5th-best ratio in the Midwest League...made one pitching appearance and took the loss, allowing a walk and one run in 0.1 IP on June 9 at Michigan...**1999:** Made his professional debut as a shortstop at South Bend...batted .261 (83x318) with three homers and 33 RBI in 78 games.

MATTHEW JOHN KATA

YEAR	CLUB	AVG.	G	AB	R	H	2B	3B	HR	RBI	SH	SF	HB	BB	SO	SB	CS	E
1999	South Bend (A)	.261	78	318	40	83	14	5	3	33	1	1	4	28	46	5	6	22
2000	South Bend (A)	.255	133	521	82	133	22	9	6	59	3	5	6	52	58	38	12	39
2001	Lancaster (A)	.296	119	494	80	146	19	6	10	54	4	1	5	41	79	30	8	29
	El Paso (AA)	.438	4	16	4	7	2	0	0	4	0	0	0	2	2	0	1	0
2002	El Paso (AA)	.298	136	578	95	172	33	9	11	57	4	5	4	37	79	12	7	18
2003	Tucson (AAA)	.289	48	201	31	58	13	5	3	25	0	1	3	9	29	2	3	10
	ARIZONA	.257	78	288	42	74	16	5	7	29	5	3	1	25	53	3	2	4
2004	ARIZONA	.247	42	162	17	40	9	2	2	13	1	1	0	13	29	4	1	2
2005	ARIZONA	.194	30	31	6	6	2	1	0	0	2	0	0	5	4	0	1	0
	Tucson (AAA)	.310	46	200	25	62	10	3	3	28	4	3	1	6	25	5	1	9
	PHILADELPHIA	.167	10	6	1	1	0	0	0	0	0	0	0	2	0	0	0	0
	Scranton-WB (AAA)	.313	24	96	10	30	5	1	0	4	2	0	0	4	14	2	1	4
2006	Louisville (AAA)	.263	113	331	45	87	20	4	9	34	4	3	10	18	48	4	4	3
2007	TEXAS	.186	31	70	12	13	2	0	2	6	1	0	1	5	18	1	0	3
	Indianapolis (AAA)	.278	19	72	12	20	5	1	2	5	1	1	0	7	8	2	1	2
	PITTSBURGH	.250	47	88	9	22	7	1	1	10	1	0	1	0	15	0	0	1
2008	Indianapolis (AAA)	.245	118	396	50	97	19	6	8	45	4	6	5	22	65	18	6	6
MINOR LEAGUE TOTALS		.278	838	3223	474	895	161	49	55	348	27	26	38	226	453	118	50	142
AL TOTALS		.186	31	70	12	13	2	0	2	6	1	0	1	5	18	1	0	3
NL TOTALS		.249	207	575	75	143	34	9	30	52	9	4	2	43	103	7	4	7
MAJOR LEAGUE TOTALS		.242	238	645	87	156	36	9	12	58	10	4	3	48	121	8	4	10

KATA CAREER TRANSACTIONS

- Selected by Arizona in the 9th round of the June 1999 draft.
- On Disabled List, May 30-Nov. 19, 2004 (torn left labrum).
- Acquired by Philadelphia from Arizona in exchange for RHP Tim Worrell and cash on July 21, 2005.
- Claimed off waivers by Cincinnati from Philadelphia on March 15, 2006.
- Signed by Texas to a minor league contract on Dec. 12, 2006.
- Signed by Pittsburgh to a minor league contract on June 13, 2007.
- Signed by Colorado to a minor league contract on Dec. 18, 2007.
- Acquired by Pittsburgh from Colorado in exchange for a player to be named later on March 30, 2008.
- Signed by Houston to a minor league contract on Dec. 5, 2008.



KATA GAME HIGHS

Hits:	.5 – June 30, 2003 at Colorado
Home Runs:	1 (12x) – last, Aug. 17, 2007 vs. Philadelphia
RBI:	.4 (2x) – last, April 25, 2004 vs. San Diego
Stolen Bases:	1 (8x) – last, May 5, 2007 vs. TOR
Longest Hitting Streak:	8 – April 18-26, 2004
Career Grand Slams:	.no Major League grand slams

LEADOFF HR

PINCH-HIT KR

WALK-OFF HR

No.	Date	Opp.	Pitcher	No.	Date	Opp.	Pitcher	No.	Date	Opp.	Pitcher
1	5/21/04	@ FLA	D. Olier	1	8-17/07	PHI	J.D. Durbin	none			

KATA CAREER FIELDING

Year	Position	PCT.	G	PO	A	E	TC	DP
2003	Second Base	.988	52	106	131	3	240	27
	Third Base	.981	23	10	41	1	52	3
	Shortstop	1.000	6	7	5	0	12	1
2004	Second Base	.989	38	75	111	2	188	25
	Third Base	1.000	3	4	4	0	8	0
	Shortstop	1.000	1	3	5	0	8	2
2005	Second Base	1.000	10	8	12	0	20	6
	Shortstop	-	1	0	0	0	0	0
	Outfield	-	1	0	0	0	0	0
2007	First Base	1.000	4	25	0	0	25	2
	Second Base	.970	12	17	15	1	33	8
	Third Base	.903	17	5	23	3	31	1
	Shortstop	1.000	9	9	11	0	20	3
	Outfield	1.000	13	14	2	0	16	1
Totals:	First Base	1.000	4	25	0	0	25	2
	Second Base	.988	112	206	269	6	481	66
	Third Base	.956	43	19	68	4	91	4
	Shortstop	1.000	17	19	21	0	40	6
	Outfield	1.000	14	14	2	0	16	1



DAVID NEWHAN

31

Bats/Throws: Left/Right

Height/Weight: 5-10/185

Born: 9/7/73 in Fullerton, CA

Resides: Oceanside, CA

Opening Day Age: 35

ML Service: 5.090

Contract Status: Signed through 2009

Acquired: Signed to a minor league contract on Jan. 29, 2009.

IF

NON-ROSTER INVITEE

CAREER HIGHLIGHTS

- ★ Owns a .253 (249x986) average with 23 home runs, 120 RBI and 29 stolen bases in 413 career Major League games with San Diego (1999-2000), Philadelphia (2000-01), Baltimore (2004-06), the New York Mets (2007) and Houston (2008).
- ★ Appeared in 64 games for Houston in 2008, the most since a career-high 96 games for Baltimore in 2005...made a career-high 19 starts at second base in 2008.
- ★ Recorded his second career pinch-hit home run on May 12, 2007 vs. ML off Ben Sheets.
- ★ Collected his first career grand slam on May 30, 2005 at BOS off Bronson Arroyo.
- ★ Hit his first career pinch-hit home run during his first at-bat as an Oriole on June 18, 2004 at COL (off Shawn Chacon)...was also his first Major League at-bat since April 14, 2001.

2008: Hit .260 (27x104) with two home runs and 12 RBI in 64 games for Houston...committed only one error in his career-high 28 games (19 starts) at second base...posted a .986 fielding percentage at the position...hit .309 (17x55) with two homers and 10 RBI in his last 29 games of the season (Aug. 22-Sept. 28)...hit .304 (21x69) as a second baseman...6x34 (.176) as a pinch-hitter...had two stints with Houston...contract was purchased for the second time on June 24 and he remained with the club through the remainder of the season...hit .308 (61x198) with nine home runs and 36 RBI in 60 games for the Express...named the Express' Offensive Player of the Month for June after hitting .457 (32x70) with five homers and 17 RBI.

2007: Had three stints with the Mets before finishing the season after a fourth call-up in Sept...began the season with the Mets and hit .200 (10x50) with one double, one home run and four RBI in 41 games before he was optioned to New Orleans on June 8...registered his second career pinch-hit home run on May 12 vs. ML off Ben Sheets...hit .347 (60x173) with 27 runs scored, 12 doubles, three triples, seven home runs and 30 RBI in 44 games for the Zephyrs...recorded a hit in 22 consecutive games from June 23-Aug. 21 and had at least one hit in 38 of the 42 games he had an at-bat with New Orleans.

2006: Missed most of the year with a fractured right fibula which limited his season to 39 games...suffered the injury to his fibula while stealing second base in the first inning on April 17 vs. LAA...was placed on the Disabled List the next day and had surgery on April 20 at Johns Hopkins Hospital in Baltimore...played six games with Bowie (AA) of the Eastern League on a Major League rehab assignment before he was activated by the Orioles on Aug. 29...started 15 consecutive games in centerfield after Aug. 29 in place of the injured Corey Patterson.

2005: Was with the Orioles three separate times during the season...made his first career appearance in centerfield on April 7 and appeared in 32 games there...also played in 30 games in right field, 18 in left and eight games at third base...collected his first career grand slam, May 30 at Boston (off Bronson Arroyo)...also recorded a career-high five RBI in that game.

2004: Signed with the Orioles as a free agent on June 18...compiled a 15-game hitting streak to start the year, the longest hitting streak of his career...hit a 435-foot pinch-hit home run in his first at-bat with the Orioles on June 18 at Colorado (off Shawn Chacon)...spent the first two months of the year with Triple A Oklahoma City of the Pacific Coast League.

2003: Signed with the Colorado Rockies on May 8 and spent the entire season with Triple A Colorado Springs...named the Pacific Coast League's Batter of the Week for Aug. 11-17 after hitting .607 (17x28).

10 ASTROS NOTES 10 ASTROS NOTES

Astros NOTES

- ★ Graduated from Pepperdine University, where he hit .313 with 15 home runs and 71 RBI in 103 career games in 1994 and 1995...was an All-West Coast Conference selection following the 1995 season...drafted by Oakland in the 17th round of the 1995 First-Year Player Draft...signed by Athletics scout Tom Young.
- ★ Traded by Detroit in the 2001 trade with the Yankees but did not appear.
- ★ The father, Gene Newhan, was a prominent writer for the LA Times and is a member of the writer's union of the Baseball Hall of Fame by electing the late Taylor Spink Award.
- ★ He signed by Houston in a one-year minor league contract with an invitation to Major League Spring Training on Jan. 29, 2009...originally joined the organization as a minor league coach to the Sugar Land team in 2008.

2009 HOUSTON ASTROS



2002: Signed with the LA Dodgers organization on Feb. 5 ...spent the entire year on the Disabled List after having surgery to repair a torn labrum in his right shoulder.

2001: Injuries limited his season to 20 games, seven games with the Phillies and 13 with Triple A Scranton-Wilkes Barre... placed on the 15-day DL on April 15 with right shoulder inflammation ...transferred to the 60-day DL on June 15.

2000: Played in a combined 24 games for the Padres and Phillies. ...acquired by Philadelphia on Aug. 7 as the player to be named later to complete the trade for Desi Relaford on Aug. 4.

1999: Had three stints with the San Diego Padres (June 4-29; Aug. 16-23; Sept. 9-end of season). ...made 10 starts for the Padres at second base... went 3x4 in his first Major League game on June 8, including a single off Oakland's Tim Hudson in his first big league at-bat ...registered his first Major League home run on Sept. 12 vs. MON (off Dustin Hermanson).

MINOR LEAGUES:

1998. Stole a career-best 27 bases for Southern League Champion Double A Mobile. ...played in the League's All-Star Game and went 2x4 with a home run and three RBI. **1997.** Combined to hit .296 with 12 home runs and a career-high 83 RBI for Class A Visalia and Double A Huntsville. **1996.** Set career-highs in batting, home runs and at-bats...hit for the cycle and had five hits vs. San Jose on July 2...**1995:** In his first year of pro baseball, he played for two teams, Class A South Oregon and Class A West Michigan

PERSONAL/MISCELLANEOUS

Resides in Oceanside, CA, with his wife, Karen, and their son, Nico Angelo (1/4/05), and daughter, Gianna (9/17/07)... attended Cypress Junior College (California) in 1992 and Georgia Tech in 1993... graduated from Pepperdine University after playing two seasons (1994-95).

DAVID MATTHEW NEWKAN

YEAR	CLUB	AVG.	G	AB	R	H	2B	3B	HR	RBI	SH	SF	HB	BB	SO	SB	CS	E
1995	South Oregon (A)	.269	42	145	25	39	8	1	6	21	1	3	1	29	30	10	5	2
	West Michigan (A)	.219	25	96	9	21	5	0	3	8	1	1	1	13	26	3	2	1
1996	Modesto (A)	.301	117	455	96	137	27	3	25	75	6	2	2	62	106	17	8	11
1997	Visalia (A)	.278	67	241	52	67	15	2	7	48	2	5	3	44	58	9	3	10
	Huntsville (AA)	.316	57	212	40	67	13	2	5	35	1	2	2	28	59	5	5	16
1998	Mobile (AA)	.261	121	491	89	128	26	3	12	45	2	1	2	68	110	27	8	14
1999	Las Vegas (AAA)	.286	98	374	49	107	25	1	14	49	4	1	2	30	84	22	4	20
	SAN DIEGO	.140	32	43	7	6	1	0	2	6	0	0	0	1	11	2	1	2
2000	SAN DIEGO	.150	14	20	5	3	1	0	1	2	0	0	0	6	7	0	0	0
	Las Vegas (AAA)	.254	66	244	41	62	5	2	5	35	2	1	0	37	61	9	3	7
	PHILADELPHIA	.176	10	17	3	3	0	0	0	0	0	0	0	2	6	0	0	0
2001	Scranton-WB (AAA)	.253	25	83	10	21	3	0	3	8	0	1	0	11	15	3	1	1
	PHILADELPHIA	.333	7	6	2	2	1	0	0	1	0	1	0	1	0	0	0	0
2002	Scranton-WB (AAA)	.109	13	55	4	6	1	0	0	2	0	0	1	4	11	0	0	1
						INJURED - DID NOT PLAY												
2003	Colorado Springs (AAA)	.348	72	244	43	85	17	2	3	28	1	1	2	16	36	6	4	14
2004	Oklahoma (AAA)	.328	61	262	57	86	21	6	9	38	0	3	1	26	55	10	0	10
	BALTIMORE	.311	95	373	66	116	15	7	8	54	5	3	4	27	72	11	1	5
2005	BALTIMORE	.202	96	218	31	44	9	0	5	21	5	2	2	22	45	9	2	1
	Ottawa (AAA)	.366	11	41	11	15	4	0	1	8	0	1	1	2	6	2	0	0
2006	BALTIMORE	.252	39	131	14	33	4	0	4	18	0	3	2	7	22	4	2	2
	Bowie (AA)#	.235	6	17	4	4	0	1	0	3	0	0	1	4	3	1	0	2
2007	NEW YORK (NL)	.203	56	74	9	15	1	1	1	6	0	0	1	8	19	2	0	1
	New Orleans (AAA)	.347	44	173	27	60	12	3	7	30	0	2	1	20	28	7	4	4
2008	Round Rock (AAA)	.308	60	198	39	61	14	2	9	36	2	1	1	14	33	8	2	2
	HOUSTON	.260	64	104	11	27	5	2	2	12	0	1	0	6	28	1	0	1
MINOR LEAGUE TOTALS		.291	885	3331	596	970	196	28	109	469	22	25	21	408	721	139	49	105
AL TOTALS		.267	230	722	111	193	28	7	17	93	10	8	8	56	139	24	5	11
NL TOTALS		.212	183	264	37	56	6	3	6	27	0	2	1	24	71	5	1	8
MAJOR LEAGUE TOTALS		.253	413	986	148	249	37	10	23	120	10	10	9	80	210	29	6	12

Rehab Assignment

NEWKAN

NEWKAN CAREER TRANSACTIONS

- Selected by Oakland in the 17th round of the June 1995 Draft.
- Acquired by San Diego from Oakland along with RHP Don Wengert in exchange for RHP Doug Bochtler and IF Jorge Velandia on Dec. 15, 1997
- Acquired by Philadelphia from San Diego off waivers on Aug. 7, 2000.
- Signed by the Los Angeles Dodgers to a minor league contract on Feb. 5, 2002.
- On Disabled List, April 4-Sept. 16, 2002 (torn labrum in his right shoulder).
- Signed by Colorado to a minor league contract on May 8, 2003.
- Signed by Texas to a minor league contract on Nov. 10, 2003.
- Signed by Baltimore as a free agent on June 18, 2004.
- Signed by the New York Mets as a free agent on Jan. 5, 2007.
- Signed by Houston to a minor league contract on Jan. 29, 2008.

NEWKAN GAME HIGHS

Hits:	4 (5x) last Aug. 15, 2004 at Toronto
Home Runs:	1 (23x) - last, Aug. 29, 2008 vs. St. Louis
RBI:	5 - May 30, 2005 at Boston
Longest Hitting Streak:	15 - June 19-July 3, 2004
Career Grand Slams (1):	May 30, 2005 at Boston (Arroyo)

LEADOFF HR


PINCH-HIT HR

WALK-OFF HR

No.	Date	Opp.	Pitcher	No.	Date	Opp.	Pitcher	No.	Date	Opp.	Pitcher
none				1	6/18/04	@ COL	S. Chacon	none			
				2	5/12/07	M L	Ben Sheets				

NEWKAN CAREER FIELDING

Year	Position	PCT.	G	PO	A	E	TC	DP
1999	Second Base	.970	19	28	36	2	66	10
	Third Base	-	1	0	0	0	0	0
2000	Second Base	1.000	8	12	18	0	30	5
	Third Base	1.000	2	0	1	0	1	0
	Outfield	1.000	5	6	0	0	6	0
2001	Second Base	1.000	1	2	0	0	2	0
2004	First Base	1.000	2	10	1	0	11	2
	Third Base	.872	17	11	23	5	39	2
	Outfield	1.000	42	73	3	0	76	0
2005	Third Base	1.000	8	1	3	0	4	1
	Outfield	.990	73	99	1	1	101	0
2006	First Base	1.000	1	3	1	0	4	1
	Outfield	.970	37	65	0	2	67	0
2007	Second Base	.667	1	1	1	1	3	0
	Third Base	-	1	0	0	0	0	0
	Outfield	1.000	8	20	0	0	20	0
2008	Second Base	.986	28	33	39	1	73	11
	Outfield	-	2	0	0	0	0	0
Totals	First Base	1.000	3	13	2	0	15	3
	Second Base	.977	57	76	94	4	174	26
	Third Base	.886	29	12	27	5	44	3
	Outfield	.989	167	263	4	3	270	0



BUD NORRIS

69

Bats/Throws: Right/Right

Height/Weight: 6-0/195

Born: 3/2/85 in Greebrae, CA

Resides: Novato, CA

Opening Day Age: 24

ML Service: 0.000

Contract Status: Signed through 2009

Acquired: Selected in the sixth round of the June 2006 draft.

RHP

NON-ROSTER INVITEE

CAREER HIGHLIGHTS

- ★ Has appeared in 57 games (45 starts) in his three-year minor league career, posting an 8-16 record and a 4.24 ERA (104ER/220.2IP)...has struck out 249 hitters while walking 86.
- ★ Played for Scottsdale in the Arizona Fall League following the 2008 season and posted a 1.89 ERA (4ER/19IP) with one save in 12 relief appearances...named to the AFL All-Prospect Team and as an AFL Rising Star.
- ★ Earned Corpus Christi's Pitcher of the Month for April of 2008 after posting a 3-0 record and a 1.80 ERA (5ER/25IP) in five starts during the month.
- ★ Named by *Baseball America* as Houston's No. 7 prospect prior to the 2008 season...also tabbed as having the Best Curveball among Astros prospects by BA.

10 SEASONS *Astros* NOTES 10 SEASONS

- ★ Attended Cal Poly San Luis Obispo where he posted an 8-6 record and a 4.35 ERA in his junior season in 2006...drafted by Houston in the sixth round of the June 2006 draft...signed by Astros scout Dennis Wombley.
- ★ Taken in the same draft as college teammates and fellow prospect James Van Ostrand.
- ★ Named the Astros' No. 7 prospect by *Baseball America* prior to the 2008 season...also named as having the Best Curveball among Astros minor leaguers.
- ★ Signed to a minor league contract, Norris was assigned to Major League Spring Training on Jan. 6, 2009.

MINOR LEAGUES:

2008: Made 19 starts for Corpus Christi (AA), going 3-8 with a 4.05 ERA (36ER/80IP)...started the season by earning the Hooks' Pitcher of the Month for April after posting a 3-0 record and a 1.80 ERA (5ER/25IP) in five starts during the month...sidelined with injury after making a start on May 14...did not return to the mound until July 6 and finished out the season in Corpus' rotation...following the season, played for Scottsdale in the Arizona Fall League and posted a 1.89 ERA (4ER/19IP) with one save in 12 relief appearances...named to the AFL All-Prospect Team and as an AFL Rising Star. **2007:** Made 22 starts for Lexington before making his final start of the season for Salem...on the season, posted a 3-8 record and a 4.56 ERA (52ER/102.2IP) between the two clubs...played for North Shore in the Hawaiian Winter League and went 2-1 with a 3.65 ERA (10ER/24.2IP) in seven games (six starts)...following the season, named as Houston's No. 7 prospect by *Baseball America* and as possessing the Best Curveball among Astros prospects. **2006:** Made his professional debut with Tri-City appearing in 15 games (three starts)...has not made another regular season relief appearance since 2006.

DAVID S. NORRIS

YEAR	CLUB	W-L	ERA	G	GS	CG	SHO	SV	IP	H	R	ER	HR	HB	BB	SO	WP	BK
2006	Tri-City (A)	2-0	3.79	15	3	0	0	2	38.0	28	20	16	1	4	13	46	1	0
2007	Lexington (A)	2-8	4.75	22	22	0	0	0	96.2	85	58	51	8	6	41	117	6	0
	Salem (A)	1-0	1.50	1	1	0	0	0	6.0	4	1	0	0	1	2	0	0	0
2008	Corpus Christi (AA)	3-8	4.05	19	19	0	0	0	80.0	89	42	36	8	7	31	84	1	3
MINOR LEAGUE TOTALS:		8-16	4.24	57	45	0	0	2	220.2	206	121	104	17	17	86	249	8	3

NORRIS CAREER TRANSACTIONS

- Selected by Houston in the sixth round of the June 2006 draft.

NORRIS



RUSS ORTIZ

39

Bats/Throws: Right/Right

Height/Weight: 6-1/219

Born: 6/5/74 in Encino, CA

Resides: Mesa, AZ

Opening Day Age: 34

ML Experience: 9.125

Contract Status: Signed through 2009

Acquired: Signed to a minor league contract on Jan. 13, 2009.

RHP

NON-ROSTER INVITEE

CAREER HIGHLIGHTS

- ★ 34-year-old boasts a lifetime .573 winning percentage, logging a 110-82 record and 4.42 ERA over 282 ML games (253 starts) with San Francisco (1998-2002, 2007), Atlanta (2003-04), Arizona (2005-06) and Baltimore (2006). his teams have posted 146-107 (.577) mark in his 253 career starts.
- ★ Has pitched at least 6.0 innings in 180 of 253 career starts (71.1%), while cresting 200.0-frame barrier five times.
- ★ Is a career .207 hitter with 23 2Bs, six HR and 47 RBI...ranks seventh among active pitchers for HRs (Carlos Zambrano leads with 16)...is one hit shy of becoming 411th pitcher to reach the 100-hit plateau
- ★ Has pitched in four different post seasons, twice each with Giants (2000 and 2002) and Braves (2003-04)...is 3-1 with 5.73 ERA over nine career playoff starts, with all three victories coming in NLDS play...started Game 6 of the 2002 World Series at Anaheim and responded with 6.1-stellar innings, leaving game with 5-0 lead.
- ★ Missed the entire 2008 campaign after undergoing surgery to repair a torn flexor tendon in his right elbow on Aug. 29, 2007
- ★ Reached double-digits in victories for six-consecutive seasons 1999-2004, including quartet of campaigns with at least 15 victories...2003 All-Star ranked third in NL for wins over six-year span, going 99-56 with 3.93 ERA.
- ★ Posted 63 victories from 1999-2002, which still rank as the most by any Giants hurler over a four-year stretch since Hall of Famers Juan Marichal (77) and Gaylord Perry (74) from 1968-71...is 4th on SF list with .595 winning pct., while ranking 10th with 739 strikeouts
- ★ Was named NL Pitcher of Month in August of 2000 after posting a 6-0 record with a 1.72 ERA (5ER/40.1IP)...picked up the victory in a 16-10 SF triumph on May 21, 2000 at MIL, becoming the first winning pitcher to surrender 10 runs since Pittsburgh's Bob Friend did so in 1954.
- ★ Made his Major League debut on April 2, 1998 at HOU in the Astrodome and tossed 2.0-scoreless relief innings.

10 YEARS Astros NOTES 10 YEARS

- ★ Graduated from Montclair Prep (Van Nuys, CA) High School and later attended the University of Oklahoma...helped the Sooners to 1994 College World Series Championship, registering three saves, a 3.50 ERA and 40 strikeouts in 38.0 innings...drafted by San Francisco in the fourth round of the 1995 First-Year Player Draft...signed by Giants scout Mike Keenan.
- ★ Named 2003 NL All-Star, as yet...in Major League with 18 wins for the Giants.
- ★ Awarded by Houston to a one-year contract...received an invitation to Major League Spring Training on Jan. 13, 2009.

2008: Missed the entire 2008 campaign after undergoing surgery to repair a torn flexor tendon in his right elbow performed on Aug. 29, 2007.

2007: Signed with the Giants in offseason...made three trips to the Disabled List, finally requiring surgery...opened year in Giants rotation and went 2-1 with 4.50 ERA (13ER/26IP) in four starts...snapped Majors longest active losing streak with 8-5 victory at Pittsburgh April 13, stopping 12-game slide...was placed in SF bullpen following May 21 activation from the DL and tossed 5.2-scoreless innings in four relief outings prior to his second injury.

2006: Went 0-8 with B.14 ERA (57ER/63IP) in 26 games (11 starts) for Arizona and Baltimore...landed on Disabled List April 24-June 6 with strained right calf...made two starts following activation, losing both, and was designated for assignment June 13...following June 21 release, signed by the Orioles on June 25...became the first pitcher since Ron Davis in 1986 to post ERA over 7.50 in both AL and NL in same season (at least 20.0 innings in each season)...also became just the second pitcher in baseball history to lose all eight decisions in a season and post an ERA over 8.00...Ed O'Neil went combined 0-8 with 9.26 ERA in 1890 for Toledo and Philadelphia.

2005: Was limited to just 22 starts in his first season with the Diamondbacks, which included his first career trip to the Disabled List...opened campaign with 2-1 record and 3.60 ERA over five April starts, and was 4-2 through 1st nine outings...was on DL June 16-Aug. 13 with stress fracture in his right rib cage...following pair of rehab starts at Triple A Tucson and one with Class A Lancaster, rejoined Arizona on Aug. 13.



2004: Equalled career high with 34 starts and surpassed the 200-inning mark for the fifth time in his career...Atlanta went 22-12 in his starts...made first career Opening Day start but fell to Mets...was named NL Pitcher of Month for July after going 5-0 with 1.67 ERA...earned 100th career victory (in his 200th start) with 7.0-shutout innings in 1-0 Atlanta triumph July 28 at PIT...recorded 1,000th career strikeout on Sept. 24 vs. FLA.

2003: Paced the NL with a career-high 21 wins, three more than any other NL pitcher...tied for second in the NL with a .750 winning percentage and tied for fourth by yielding a .223 opponents batting avg...selected to his first career All-Star Game, and pitched a scoreless innings at Chicago's U.S. Cellular Field...had career best eight game winning streak from June 18-July 29...blanked the Marlins and drove in game's lone run in 1-0 victory on Sept. 19...was only complete game shutout for Atlanta in 2003 and marked first time Braves pitcher had hurled 1-0 route-go-in effort and supplied game's only RBI since Phil Niekro stopped the Astros Sept. 20, 1974 at Houston...went 1-1 with 5.06 ERA in pair of NLDS starts vs. Cubs...suffered 4-2 loss in Game 1...however, came back on three days rest to earn 6-4, Game 4 win at Wrigley Field...limited Chicago to two runs over 5.0 innings.

2002: Shared the staff lead in wins (14) and starts (33) in his final season with the Giants...worked at least 6.0 innings in 27 of 33 starts (81.8%), while yielding three earned runs-or-less in 25 of 33 efforts (75.8%)...ranked among top NL pitchers at plate in avg. (5th - .249), hits (4th - 17), 2Bs (T1st - 5), HRs (T2nd - 2) and RBI (3rd - 9)...went 2-0 with 5.76 ERA over five playoff starts...provided both victories against Braves during NLDS...outdueled Tom Glavine for Game 1 victory at Turner Field...then came back to Atlanta for 3-1, 5F victory in decisive Game 5...yielded just one run in 5.1 innings...garnered no decisions in Game 3 of NLCS vs. St. Louis and World Series Game 2 at Anaheim...took ball for Game 6 of Fall Classic and worked 6.1 innings at Anaheim, departing with 5-0 lead and two men on in 7th...however, Angels rallied for 6-5 victory.

2001: Posted a 17-9 record with 3.29 ERA for the Giants...5F was 20-13 (.606) in his 33 starts...led club in wins and strikeouts (169)...tied for fifth in NL for wins and finished seventh in ERA...posted first career shutout July 23, blanking visiting Colorado 10-0...took no-hitter through 6.2 innings Aug. 21 at MON, en route to 10-2 triumph and 50th career win...went 10-5 with 2.88 ERA (.45ER/140.2IP) over his final 21 starts...at the plate, led all NL pitchers with six doubles.

2000: Went 10-4 with 3.22 ERA (.36ER/100.2IP) in 16 outings (15 starts) following All-Star Break...went 3-8 with 7.55 ERA (.73ER/87IP) in last 16 starts of 1st half...garnered victory in 16-10 5F triumph May 21 at MLL, becoming first winning pitcher to surrender 10 runs since Pittsburgh's Bob Friend, May 2, 1954 (18-10 win over Cubs)...struck out career-high 12 Astros June 25, and matched that with dozen punchouts Aug. 30 at Pittsburgh...was named NL Pitcher of Month for August, going 6-0 with 1.12 ERA (.5ER/40.1IP)...became first 5F pitcher to win six games in month since Rick Reuschel went 6-0 in May, 1989...started Game 3 of NLDS vs. Mets at Shea Stadium, allowing one run in 5.1 innings of Giants eventual 3-2, 13-inning defeat.

1999: Led San Francisco in wins (18) in his first full big league season...ranked among NL leaders in wins (T-4th) and complete games (T-9th, 3)...also led Giants staff in starts (33), complete games, innings (207.2) and strikeouts...5F logged 22-11 mark (.667) when he started...tossed first career complete game April 23 vs. COL, yielding six hits in 7.2 5F victory.

1998: Had four stints overall with the Giants (March 31-April 25, May 25-June 3, June 20-July 4 and July 14-end of season)...made his first Opening Day roster, being recalled prior to March 31 game at Houston when Osvaldo Fernandez landed on DL...was 4-4 with 5.71 ERA (.48ER/75.2IP) as a starter but fashioned a 0.75 ERA (1ER/12IP) in eight relief outings...made ML debut April 2 at Houston, tossing 2.0 scoreless relief innings...picked up first big league win Aug. 5 at NYM, working 8.0-plus innings...tossed 5.0 innings in Sept. 24 victory over PIT...while also clubbing first ML HR (off Elmer Dessens)...was named "Harry S. Jordan Award" winner, annual honor accorded to best first time player in Giants ML Spring Training camp in vote by teammates.

MINOR LEAGUES:

1997: Made transition from reliever to starter, and split campaign between Double A Shreveport and Triple A Phoenix...opened year in Texas League, going 2-3 with 4.13 ERA in 12 starts...was promoted to Pacific Coast League June 21...won pair of starts for Firebirds in PCL playoffs...1996: Split year between Class A San Jose and Shreveport, combining for 1-2 record with 36 saves and 1.85 ERA (1.3ER/63.1IP) in 60 appearances...save total was only two short of top mark in minors...ranked second in California League with 23 saves to earn in-season All-Star honors...pitched for West Oahu in Hawaiian Winter League following season...

1995: Opened professional career at Rookie-level Bellingham, helping club to North Division championship...led league with 12 saves, going 2-0 with a 0.35 ERA...was selected by opposing managers as Northwest League's ninth-best prospect...earned late-season promotion to San Jose, working in five regular season games and five playoff contests.

PERSONAL/MISCELLANEOUS

Married (Stacy, Oct. 4, 1997) and has two daughters (Grace, July 30, 2001, and Lilian, Feb. 8, 2004)...was the recipient of the Giants' 2001 John Hancock Roberto Clemente Award...worked with mentoring program at Mid Peninsula YMCA called "Building Futures"...as part of ongoing relationship with program, participates in several activities with mentoring pairs throughout season...visited with teens from Delancey Street's Life Learning Academy, a charter school which provides troubled teens with a sense of hope...participated in Giants Wives post-game auction and clinic to raise money for Junior Giants and Comfort for Kids, which provides specialized medical care to children throughout Bay Area who are facing a life-threatening illness...was one of three Giants transit ambassadors, filming PSA for Giants public transit program...also supported Peninsula Humane Society and San Francisco SPCA...acted as spokesman of 1999 RSVP (Resolve To Stop The Violence) Day...in 1999, worked with Marvin Benard and San Mateo Barr os Unidos, hosting baseball clinic for children at Candlestick Park...participated in Giants Community Fund Golf Tournament...continued community commitment during his time in Arizona...was part of Diamondback contingent that visited Walter Reed Army Medical Center when club was playing in Washington, D.C., spending time with injured soldiers who had returned from Middle East...was also involved with Best Buddies of Arizona, program to facilitate one-on-one friendships of individuals with developmental disabilities...hosted Celebrity Bowling tournament in Dec., 2005.

2009 HOUSTON ASTROS

RUSSELL REID ORTIZ

YEAR	CLUB	W-L	ERA	G	GS	CG	SHO	SV	IP	H	R	ER	HR	HB	BB	SO	WP	BK	
1995	Bellingham (A)	2-0	0.52	25	0	0	0	11	34.1	19	4	2	1	0	13	55	2	1	
	San Jose (A)	0-1	1.50	5	0	0	0	0	6.0	4	1	1	0	0	2	7	0	0	
1996	San Jose (A)	0-0	0.25	34	0	0	0	23	36.2	16	2	1	0	2	20	63	0	0	
	Shreveport (AA)	1-2	4.05	26	0	0	0	13	26.2	22	14	12	0	2	21	29	1	0	
1997	Shreveport (AA)	2-3	4.13	12	12	0	0	0	56.2	52	28	26	3	1	37	50	2	1	
	Phoenix (AAA)	4-3	5.51	14	14	0	0	0	85.0	96	57	52	11	2	34	70	3	1	
1998	SAN FRANCISCO	4-4	4.99	22	13	0	0	0	88.1	90	51	49	11	4	46	75	3	0	
	Fresno (AAA)	3-1	1.60	10	10	0	0	0	50.2	35	10	9	3	4	22	59	1	0	
1999	SAN FRANCISCO	18-9	3.81	33	33	3	0	0	207.2	189	109	88	24	6	125	164	13	0	
2000	SAN FRANCISCO	14-12	5.01	33	32	0	0	0	195.2	192	117	109	28	7	112	167	8	0	
2001	SAN FRANCISCO	17-9	3.29	33	33	1	1	0	218.2	187	90	80	13	0	91	169	8	1	
2002	SAN FRANCISCO	14-10	3.61	33	33	2	0	0	214.1	191	89	86	15	4	94	137	5	0	
2003	ATLANTA	21-7	3.81	34	34	1	1	0	212.1	177	101	90	17	4	102	149	5	0	
2004	ATLANTA	15-9	4.13	34	34	2	1	0	204.2	197	98	94	23	3	112	143	4	1	
2005	ARIZONA	5-11	6.89	22	22	0	0	0	115.0	147	92	88	18	4	65	46	5	0	
	Tucson (AAA)#	0-1	13.00	2	2	0	0	0	9.0	14	14	13	4	0	5	5	0	0	
	Lancaster (A)#	0-1	42.43	1	1	0	0	0	2.1	12	11	11	2	0	1	1	0	0	
2006	ARIZONA	0-5	7.54	6	6	0	0	0	22.2	27	21	19	3	1	22	21	0	0	
	Tucson (AAA)#	1-0	2.61	4	4	0	0	0	20.2	22	7	6	1	0	5	10	0	0	
	BALTIMORE	0-3	8.48	20	5	0	0	0	40.1	59	39	38	15	2	18	23	2	0	
2007	SAN FRANCISCO	2-3	5.51	12	8	0	0	0	49.0	57	32	30	4	6	20	27	0	0	
	Fresno (AAA)#	1-1	3.24	5	3	0	0	0	16.2	16	7	6	1	0	2	12	2	0	
	San Jose (A)#	0-0	0.00	1	1	0	0	0	4.0	2	2	0	0	0	1	5	0	0	
2008	INJURED - DID NOT PLAY																		
MINOR LEAGUE TOTALS:		14-13	3.59	140	48	0	0	47	348.2	312	159	139	26	11	164	371	11	3	
AL TOTALS		0-3	8.48	20	5	0	0	0	40.1	59	39	38	15	2	18	23	2	0	
NL TOTALS		110-79	4.32	262	248	9	3	0	1528.1	1454	800	733	156	39	789	1098	51	2	
MAJOR LEAGUE TOTALS:		110-82	4.42	282	253	9	3	0	1568.2	1513	839	771	171	41	807	1121	53	2	

ALL-STAR RECORD

YEAR	LEAGUE/SITE	W-L	ERA	G	GS	CG	SHO	SV	IP	H	R	ER	HR	HB	BB	SO	WP	BK
2003	NL/Chicago-AL	0-0	0.00	1	0	0	0	0	1.0	0	0	0	0	0	1	2	0	0

DIVISION SERIES RECORD

YEAR	CLUB/OPP	W-L	ERA	G	GS	CG	SHO	SV	IP	H	R	ER	HR	HB	BB	SO	WP	BK
2000	SF/NYM	0-0	1.89	1	1	0	0	0	5.1	2	1	1	0	0	4	4	0	0
2002	SF/ATL	2-0	2.19	2	2	0	0	0	12.1	9	3	3	0	0	8	8	2	0
2003	ATL/CHC	1-1	5.06	2	2	0	0	0	10.2	15	6	6	1	0	7	9	0	0
2004	ATL/HOU	0-0	15.00	1	1	0	0	0	3.0	7	5	5	1	0	1	1	0	0
TOTALS		3-1	4.31	6	6	0	0	0	31.1	33	15	15	2	0	20	22	2	0

LEAGUE CHAMPIONSHIP SERIES RECORD

YEAR	CLUB/OPP	W-L	ERA	G	GS	CG	SHO	SV	IP	H	R	ER	HR	HB	BB	SO	WP	BK
2002	SF/STL	0-0	7.71	1	1	0	0	0	4.2	5	4	4	2	0	3	3	1	0

WORLD SERIES RECORD

YEAR	CLUB/OPP	W-L	ERA	G	GS	CG	SHO	SV	IP	H	R	ER	HR	HB	BB	SO	WP	BK
2002	SF/LAA	0-0	10.13	2	2	0	0	0	8.0	13	9	9	1	0	2	2	0	0



ORTIZ CAREER TRANSACTIONS

- Selected by San Francisco in the fourth round of the June 1995 draft.
- Acquired by Atlanta from San Francisco in exchange for RHP Merkin Valdez and LHP Damian Moss on Dec. 17, 2002.
- Signed by Arizona as a free agent on Dec. 10, 2004.
- On Disabled List, June 16-Aug. 12, 2005 (stress fracture in right rib cage).
- On Disabled List, May 2-June 6, 2006 (right calf injury).
- Signed by Baltimore as a free agent on June 25, 2006.
- Signed by San Francisco as a free agent on Jan. 12, 2007.
- On Disabled List, May 3-21, 2007 (right elbow neuritis).
- On Disabled List, June 7-Aug. 10, 2007 (strained right forearm).
- On Disabled List, Aug. 21-Oct. 30, 2007 (torn flexor tendon in right arm).
- Signed by Houston to a minor league contract on Jan. 13, 2009.

ORTIZ GAME HIGHS

Longest Winning Streak:	8 -- June 18 - July 29, 2003
Longest Losing Streak:	12 -- Sept. 4, 2005 - April 7, 2007
Strikeouts:	12 (2x) -- last, Aug. 30, 2000 at Pittsburgh
Walks:	8 -- April 17, 2003 at Montreal
Innings (starter):	9.0 (7x) -- last, Sept. 4, 2004 at Montreal
Innings (relief):	6.0 -- July 13, 2000 vs. Oakland
Low-Hit Game (CG):	3 (2x) -- last, Sept. 4, 2004 at Montreal

ORTIZ CAREER FIELDING

YEAR	POSITION	PCT.	G	PO	A	E	TC	DP
1998	Pitcher	.957	22	9	13	1	23	2
1999	Pitcher	1.000	33	13	31	0	44	2
2000	Pitcher	1.000	33	11	33	0	44	4
2001	Pitcher	.979	33	12	34	1	47	4
2002	Pitcher	.984	33	15	47	1	63	2
2003	Pitcher	.974	34	13	25	1	39	5
2004	Pitcher	1.000	34	7	38	0	45	5
2005	Pitcher	1.000	22	7	17	0	24	2
2006	Pitcher	1.000	26	5	8	0	13	1
2007	Pitcher	1.000	12	6	9	0	15	1
TOTAL	Pitcher	.989	282	98	255	4	357	28

ORTIZ MAJOR LEAGUE BATTING

YEAR	CLUB	AVG	G	AB	R	H	2B	3B	HR	RBI	SH	SF	HB	BB	SO	SB	CS	E
1998	San Francisco	.280	22	25	3	7	0	0	1	2	5	0	0	2	9	0	0	1
1999	San Francisco	.197	33	71	7	14	2	0	1	8	7	0	0	3	17	0	0	0
2000	San Francisco	.197	33	61	7	12	2	0	0	5	6	0	0	8	16	0	0	0
2001	San Francisco	.194	33	67	6	13	6	0	0	6	8	1	0	5	19	0	0	1
2002	San Francisco	.246	33	69	11	17	5	0	2	9	7	2	0	6	17	0	0	1
2003	Atlanta	.257	35	70	6	18	4	0	2	10	6	1	1	4	17	0	0	1
2004	Atlanta	.102	34	59	1	6	2	0	0	1	10	0	1	1	17	0	0	0
2005	Arizona	.206	24	34	1	7	1	0	0	1	6	0	0	3	9	0	0	0
2006	Arizona	.000	6	4	0	0	0	0	0	0	1	0	0	1	1	0	0	0
	Baltimore	.000	20	2	1	2	0	0	0	2	0	0	0	1	0	0	0	0
2007	San Francisco	.176	12	17	0	3	1	0	0	3	2	0	0	0	4	0	0	0
TOTAL		.207	285	479	43	99	23	0	6	47	58	4	2	34	126	0	0	4



CHAD PARONTO

54

Bats/Throws: Right/Right

Height/Weight: 6-5/250

Born: 7/28/75 in Woodsville, NH

Resides: Pittsfield, MA

Opening Day Age: 33

ML Service: 3.038

Contract Status: Signed through 2009.

Acquired: Signed by Houston as a free agent on Dec. 18, 2007.

RHP

NON-ROSTER INVITEE

CAREER HIGHLIGHTS

- ★ 33-year-old has spent parts of six seasons in the big leagues with Baltimore (2001), Cleveland (2002-03), Atlanta (2006-07) and Houston (2008)...is 6-12 with a 4.02 ERA (79ER/176.2IP) in 171 career Major League games.
- ★ Made his debut for the Astros on July 7, 2008 at PIT and tossed 4.0 scoreless innings in relief...tied for the longest appearance by an Astros reliever in 2008 and was the longest scoreless relief appearance for an Astro since Matt Albers tossed 5.0 innings on July 27, 2006 vs. CIN.
- ★ Recorded his first career save on April 2, 2007 at PHI... made his Major League debut on April 18 vs. CLE and collected his first big league win on April 22 at TB.

2008: Compiled a 0-1 record and a 4.35 ERA (5ER/10.1IP) in six games for Houston...outrighted to Round Rock on August 5... had his contract purchased from Round Rock on July 6...made his debut for the Astros on July 7 at PIT and tossed 4.0 scoreless innings in relief...tied for the longest appearance by an Astros reliever in 2008 and was the longest scoreless relief appearance for an Astro since Matt Albers tossed 5.0 innings on July 27, 2006 vs. CIN...went 0-2 with three saves and a 3.08 ERA (18ER/52.2IP) in 35 games for the Express...struck out 57 batters and walked 14 in 52.2 innings pitched.

2007: Pitched in 41 games for the Braves, posting a 3.57 ERA (16ER/40.1IP) with 14 strikeouts . recorded a career-high three wins and his first career Major League save (April 2 at PHI) . posted a 0.40 ERA (1ER/22.2IP) in his last 19 appearances and did not allow an earned run in 21 of 23 outings from May 29-July 28.. went 1-0 with a 1.20 ERA (2ER/15IP) in June . in 10 July games, had a 0.77 ERA (1ER/11.2IP) . earned his first win with a scoreless inning on May 2 vs. PHI . placed on the Disabled List on April 13 and missed 14 games with a right adductor strain . was optioned to Triple A Richmond on July 31 for the remainder of the season...posted a 3.78 ERA with two saves in 11 games for Richmond.

2006: Appeared in 65 games for Atlanta and posted a 3.18 ERA (20ER/40.1IP) with 41 strikeouts. . posted a 1.40 road ERA... opponents hit .091 with the bases loaded (1x11). . notched his first win (second career) on Aug. 13 vs. MIL, marking his first win since April 22, 2001 . posted a 2.00 ERA in 11 July appearances and held opponents to a .178 average in June (16 games)...set a career-high with six strikeouts in 3.0 innings pitched on May 15 vs. FLA . his contract was purchased from Triple A Richmond on May 9...pitched in 17 games at Richmond, with a 1.1 record, four saves and a 1.02 ERA (2ER/17.2IP).

2005: Began the season with Nashville, Milwaukee's Triple A affiliate, where he went 3-1 with a 2.75 ERA and four saves in 27 relief outings. .allowed only one home run in his 39.1 innings pitched with Nashville...was released by Milwaukee on June 17... signed with the Braves as a free agent on June 21 and was assigned to Triple A Richmond...went 2-0 with a 1.45 ERA in 11 games (18.2IP/3ER) in August.

2004: Signed a minor league contract with St. Louis and attended Cardinals Spring Training as a non-roster player .spent the entire season with Triple A Memphis and paced the Redbirds staff with his 2.13 ERA .ranked second on the club with 47 appearances, four saves, and 20 games finished...opened the season with 18 consecutive appearances without allowing an earned run (22.2 IP)...on the DL from May 31-June 23 with a back injury.

2003: Spent most of the season at Triple A Buffalo but appeared in six games for Cleveland, posting a 9.45 ERA (7ER/6.2IP)...went 3-5 with 18 saves for Buffalo and fanned 48 batters in 56.0 innings...his 47 games finished ranked second in the league.

2002: Split the season between Triple A Buffalo and Cleveland...was optioned to Buffalo out of Spring Training on March 11 and tossed 9.1 innings of scoreless ball (six games) before being recalled by Cleveland on April 24...made his Indians debut on the same day vs. CWS, tossing 2.2 scoreless innings of relief...made 26 appearances out of the bullpen with the Indians...made two

10 SEASONS *Astros* NOTES 10 SEASONS

- ★ Name is pronounced "Puh-RON-tee"...graduated from Woodsville High School (NH)...was All-State in basketball and baseball...attended the University of Massachusetts-Amherst and led the baseball team to the NCAA Regionals in 1995 and 1996...selected by Baltimore in the eighth round of the June 1996 draft...signed by Orioles scout Leo Labossiere.
- ★ His uncle, Dennis Paronto, played in the Atlanta Braves organization in the 1970s.
- ★ Signed by Houston to a one-year minor league contract with an invitation to Major League Spring Training Jan. 15, 2009.

2009 HOUSTON ASTROS



appearances for the Bisons before being recalled for a second and final time on July 23...after making three appearances (3.1 IP, 2 H, 0 R, 3 K), was placed on the 15-day Disabled List on July 29 with tendonitis in his right elbow...appeared in one game for Double A Akron on a rehab assignment on Aug. 12, but was shut down again because of continued soreness in elbow.

2001: Began the season at Triple A Rochester (was also invited to Major League Spring Training) before earning his first trip to the Major Leagues with Baltimore...pitched exclusively out of the bullpen for the first time in his career...made only four appearances with Rochester before contract was purchased by Baltimore on April 18...made his Major League debut on April 18 vs. CLE and tossed 2.0 hitless innings...on April 22 at TB, collected his first big league win by pitching 2.0 hitless innings in a 10-8 Orioles victory...was optioned back to Rochester on June 1 and recalled again by Baltimore on June 21...his second stint lasted nearly a full month as he posted a 3.86 ERA in eight appearances (9.1IP)...was optioned back to Rochester on July 18 and remained there the rest of the season.

MINOR LEAGUES:

2000: After missing the first two months of the season with a sore right bicep, made first appearance on June 3 for Triple A Rochester...following that outing, was sent to Double A Bowie where he would spend the next six weeks making eight starts...was recalled on July 20 to Rochester, where he finished out the season...at Rochester posted a 1.64 ERA (2ER/11IP) out of the bullpen...**1999:** For the second consecutive season, split campaign between Class A Frederick and Double A Bowie...combined to go 3-9 with a 5.96 ERA (75ER/113.1IP)...**1998:** Combined to go 8-9 with a 3.82 ERA in 26 games between Class A Frederick and Double A Bowie...his ERA ranked second in Baltimore's farm system...promoted to Bowie on July 27...**1997:** Spent the entire season at Class A Delmarva of the South Atlantic League...made 23 starts going 6-9 with a 4.74 ERA...struck out 93 batters in a career-high 127.1 innings...**1996:** Began his pro career at Rookie Bluefield of the Appalachian League...was promoted to Class A Frederick on July 12 and did not allow a run in his first five games (10.1IP)...returned to Bluefield on Aug. 5...Combined went 1-2 with a 2.97 ERA (12ER/36.1IP).

PERSONAL/MISCELLANEOUS

He and his wife, Karie, reside in Pittsfield, MA, with their daughter, Rylee Rose...is a 1993 graduate of Woodsville (NH) High School where he played soccer, basketball and baseball...was All-State in basketball and baseball...scored more than 1,000 career points in hoops and was named New Hampshire's Player-of-the-Year in baseball...attended the University of Massachusetts-Amherst and led the baseball team to the NCAA Regionals in 1995 and 1996.

CHAD MICHAEL PARONTO

YEAR	CLUB	W-L	ERA	G	GS	CG	SHO	SV	IP	H	R	ER	HR	HB	BB	SO	WP	BK
1996	Bluefield (R)	1-1	1.69	9	2	0	0	1	21.1	16	4	4	0	0	5	24	0	1
	Frederick (A)	0-1	4.80	8	1	0	0	0	15.0	11	9	8	0	0	8	6	2	0
1997	Delmarva (A)	6-9	4.74	28	23	0	0	0	127.1	133	95	67	9	1	56	93	6	0
1998	Frederick (A)	7-6	3.13	18	18	0	0	0	103.2	116	44	36	4	3	39	87	8	0
	Bowie (AA)	1-3	5.80	8	7	0	0	1	35.2	38	30	23	1	3	23	26	4	0
1999	Bowie (AA)	0-4	8.12	15	9	0	0	0	41.0	59	39	37	3	4	32	27	3	0
	Frederick (A)	3-5	4.73	13	13	1	0	0	72.1	81	46	38	7	5	26	55	2	0
2000	Rochester (AAA)	1-1	5.75	12	6	0	0	0	36.0	40	26	23	5	1	15	18	2	0
	Bowie (AA)	4-2	2.87	8	8	1	0	0	47.0	29	19	15	2	2	16	31	0	0
2001	Rochester (AAA)	3-3	4.57	33	0	0	0	1	43.1	44	28	22	5	4	24	39	2	0
	BALTIMORE	1-3	5.00	24	0	0	0	0	27.0	33	24	15	5	1	11	16	1	0
2002	Buffalo (AAA)	0-0	0.00	8	0	0	0	1	13.0	10	0	0	0	0	1	7	0	0
	CLEVELAND	0-2	4.04	29	0	0	0	0	35.2	34	19	16	3	2	11	23	2	0
2003	Akron (AA)	0-0	27.00	1	1	0	0	0	0.1	1	1	1	0	0	1	0	0	0
	CLEVELAND	0-2	9.45	6	0	0	0	0	6.2	7	8	7	1	0	3	6	0	0
	Buffalo (AAA)	3-5	4.34	49	0	0	0	18	56.0	64	36	27	2	3	22	48	4	0
2004	Memphis (AAA)	5-3	2.13	47	0	0	0	4	55.0	46	20	13	3	5	25	38	1	1
2005	Nashville (AAA)	3-1	2.75	27	0	0	0	4	39.1	40	17	12	1	3	19	38	0	0
2006	Richmond (AAA)	3-1	3.95	26	0	0	0	0	41.0	43	18	18	4	2	17	28	1	0
	ATLANTA	2-3	3.18	65	0	0	0	0	56.2	53	23	20	5	3	19	41	3	0
2007	ATLANTA	3-1	3.57	41	0	0	0	1	40.1	47	20	16	1	3	19	14	2	0
	Richmond (AAA)	0-0	3.78	11	0	0	0	2	16.2	18	8	7	1	2	4	11	0	0
2008	Round Rock (AAA)	0-2	3.08	35	0	0	0	3	52.2	61	19	18	2	3	14	57	0	0
	HOUSTON	0-1	4.35	6	0	0	0	0	10.1	11	5	5	2	0	2	4	0	0
Minor League Totals:		41-48	4.00	368	88	2	0	39	834.1	867	462	371	50	42	350	650	35	2
AL TOTALS		1-7	4.93	59	0	0	0	0	69.1	74	51	38	9	3	25	45	3	0
NL TOTALS		5-5	4.02	112	0	0	0	1	107.1	111	48	41	8	6	40	59	5	0
MAJOR LEAGUE TOTALS:		6-12	4.02	171	0	0	0	1	176.2	185	99	79	17	9	65	104	8	0

PARONTO



PARONTO CAREER TRANSACTIONS

- Selected by Baltimore in the eighth round of the June 1996 draft.
- Claimed off waivers by Cleveland from Baltimore on Nov. 19, 2001.
- On Disabled List, July 29-Nov. 11, 2002 (right elbow tendonitis).
- Signed by St. Louis to a minor league contract on Nov. 24, 2003.
- Signed by Milwaukee to a minor league contract on March 1, 2005.
- Signed by Atlanta to a minor league contract on Nov. 22, 2005.
- On Disabled List, April 14-30, 2007 (right abductor strain).
- Signed by Houston as a free agent on Dec. 18, 2007.

PARONTO GAME HIGHS

Longest Winning Streak:	2 -- May 2-6, 2007
Longest Losing Streak:	7 - May 3, 2001 - April 17, 2003
Strikeouts:	6 -- May 15, 2006 vs. Florida
Walks:	2 (1x) -- ast, July 20, 2007 vs. St. Louis
Innings (starter):	... no Major League starts
Innings (relief):	4.0 -- July 7, 2008 at Pittsburgh
Low-Hit Game (CG):	... no Major League complete games

PARONTO CAREER FIELDING

YEAR	POSITION	PCT.	G	PO	A	E	TC	DP
2001	Pitcher	1.000	24	2	6	0	8	0
2002	Pitcher	1.000	29	2	5	0	7	1
2003	Pitcher	-	6	0	0	0	0	0
2006	Pitcher	1.000	65	2	8	0	10	1
2007	Pitcher	1.000	41	1	7	0	8	1
2008	Pitcher	1.000	6	0	1	0	1	0
TOTAL	Pitcher	1.000	171	7	27	0	34	3

PARONTO MAJOR LEAGUE BATTING

YEAR CLUB	AVG	G	AB	R	H	2B	3B	HR	RBI	SH	SF	HB	BB	SO	SB	CS	E
2006 ATLANTA	.000	65	1	0	0	0	0	0	0	0	0	0	0	1	0	0	0
2008 HOUSTON	.000	6	2	0	0	0	0	0	0	0	0	0	0	2	0	0	0
TOTAL	.000	71	3	0	0	0	0	0	0	0	0	0	0	3	0	0	0



SERGIO PEREZ

68

Bats/Throws: Right/Right

Height/Weight: 6-3/230

Born: 12/5/84 in Tampa, FL

Resides: Tampa, FL

Opening Day Age: 24

ML Service: 0.000

Contract Status: Signed through 2009

Acquired: Selected in the second round of the June 2006 draft.

RHP

NON-ROSTER INVITEE

CAREER HIGHLIGHTS

- ★ In three minor league seasons, owns a 12-13 record and a 3.56 ERA (68ER/172IP) in 43 games (30 starts).
- ★ Played for Scottsdale in the Arizona Fall League following the 2008 season and posted a 3.52 ERA (9ER/23IP) in seven starts.
- ★ Attended the 2007 and 2008 Nolan Ryan Elite Pitching and Jeff Bagwell Elite Hitting Camps held at Minute Maid Park.

10 SEASONS Astros NOTES 10 SEASONS

- ★ Played for the University of Tampa for three seasons from 2004-06...went 11-2 with a 2.10 ERA in 2006 before being drafted by Houston in the second round of the 2006 draft...signed by Astros scout Jon Hunnell.
- ★ Signed to a minor league contract; Perez was invited to Major League Spring Training on Jan. 14, 2009.

MINOR LEAGUES:

2008. Made seven appearance (five starts) for Corpus Christi posting a 2-3 record and a 2.20 ERA (4ER/16.1IP).. did not begin his season until May and made four starts before returning to the DL. returned in August and finished the season with three appearances (one start)...played for Scottsdale in the Arizona Fall League following the regular season and posted a 3.52 ERA (9ER/23IP) in seven starts. **2007:** Started a team-leading 25 games for Salem (A), posting a 7-10 record and a 4.00 ERA (57ER/128.1IP). limited opponents to a .265 batting average.. walked 43 against 84 strikeouts in his 128.1 innings of work...ranked third in innings and strikeouts on the club...**2006:** After being drafted in the second round of the 2006 draft, assigned directly to Lexington (A), where he went 3-0 with a 2.20 ERA (4ER/16.1) in 11 relief appearances.. struck out 21 in 16.1 innings.

SERGIO PEREZ

YEAR	CLUB	W-L	ERA	G	GS	CG	SHO	SV	IP	H	R	ER	HR	HB	BB	SO	WP	BK
2006	Lexington (A)	3-0	2.20	11	0	0	0	0	16.1	9	6	4	0	8	8	21	1	0
2007	Salem (A)	7-10	4.00	25	25	0	0	0	128.1	129	67	57	9	11	43	84	8	0
2008	Corpus Christi (AA)	2-3	2.30	7	5	0	0	0	27.1	30	8	7	3	1	8	18	0	1
MINOR LEAGUE TOTALS:		12-13	3.56	43	30	0	0	0	172.0	168	81	68	12	20	59	123	9	1

PEREZ CAREER TRANSACTIONS

- Selected by Houston in the second round of the June 2006 draft.



SACCOMANNO

MARK SACCOMANNO 19

Bats/Throws: Right/Right

Height/Weight: 6-3/210

Born: 4/30/80 in Houston, TX

Resides: Spring, TX

Opening Day Age: 28

ML Service: 0.021

Contract Status: Signed through 2009

Acquired: Selected in the 23rd round of the June 2003 draft.

IF

NON-ROSTER INVITEE

CAREER HIGHLIGHTS

- ★ Played in 10 games for the Astros in 2008, posting a .200 (2x10) average with a home run and two RBI...the five-year minor leaguer holds a career .277 average (681x2459) with 106 HR, 137 doubles and 384 RBI in 655 games in Houston's farm system.
- ★ Hit his first Major League home run in his first Major League at-bat on Sept. 8 off Pittsburgh's Ian Snell...became the fourth player in franchise history to homer in their first MLB plate appearance and first since Charlton Jimerson on Sept. 4, 2006 at PHI (Cole Hamels)...the other two were Jose Sosa (July 30, 1975 vs. SD) and Dave Matranga (June 27, 2003 vs. TEX)...hit the home run on the first pitch he saw.
- ★ Named Triple A Round Rock's Offensive Player of the Month for May and August of 2008...posted a .325 average in May with six home runs and 26 RBI...also hit .321 (34x106) with four home runs and 13 RBI to earn the honors in August
- ★ Named a Carolina League All-Star in 2004...led Single A Salem and ranked second in the Carolina League for home runs (22) and RBI (80)...ranked fourth in the league with 49 extra-base hits.

2008: Began the season for Triple A Round Rock...hit .297 (157x528) with 27 HR, 33 doubles, and 84 RBI in 137 games for the Express...was named PCL All-Star and team MVP after leading Round Rock in home runs, games, doubles and runs scored (83)...named the Offensive Player of the Month twice for Round Rock, in May and August...ranked second in the league in hits (157)...had his contract purchased from Triple A on Sept. 8...hit his first Major League home run in his first Major League at-bat on Sept. 8 off Pittsburgh's Ian Snell...became the fourth player in franchise history to homer in their first MLB plate appearance and first since Charlton Jimerson on Sept. 4, 2006 at PHI (Cole Hamels)...the other two were Jose Sosa (July 30, 1975 vs. SD) and Dave Matranga (June 27, 2003 vs. TEX)...hit the home run on the first pitch he saw...was 2x8 (.250) in nine pinch-hit appearances for the Astros in 2008.

MINOR LEAGUES:

2007: Spent the season at Triple A Round Rock, hitting .277 (130x470) with 22 HR, 23 doubles, five triples and 85 RBI in 131 games played...ranked second in RBI, tied for second in home runs and third in doubles for the Express...**2006:** Placed on the DL from April 6-June 2...played primarily first base for Double A Corpus Christi, hitting .245 (73x298) with 20 HR, 15 doubles and 63 RBI in 83 games...**2005:** Promoted to Double A Corpus Christi to start the year...hit .278 (143x514) with 12 HR, 51 RBI and a career-high 36 doubles...tied for first in the Texas League in doubles...named Corpus Christi's Player of the Week, June 20-27...**2004:** In his second professional season, hit .261 (134x513) with 22 HR, 25 doubles and 80 RBI in 136 games for the Avalanche...named Carolina League Batter of the Week (5/10-16)...voted Salem's Offensive Player of the Month in May...name a Carolina League All-Star...led Salem and ranked second in the league for home runs (22) and RBI (80)...ranked fourth in the Carolina League with 49 extra-base hits...**2003:** Made his professional debut with Rookie Martinsville...hit a career-best .324 (44x136)...collected three HR, five doubles and 21 RBI in 34 games played

10 ASTROS *Astros* **NOTES** 10 ASTROS

- ★ Attended Baylor University in Waco, Texas...hit .283 (39x192) with two home runs, nine doubles and 31 RBI for the Bears as a sophomore...drafted by the Astros in the 23rd round of the June 2003 draft...signed in Astros prospects Rody Pondergrass and Pat Murphy
- ★ Named Triple A Round Rock's Team MVP in 2008
- ★ Offered an invitation to Major League Spring Training on Jan. 13, 2008.



MARK EDISON SACCOMANNO

YEAR	CLUB	AVG.	G	AB	R	H	2B	3B	HR	RBI	SH	SF	HB	BB	SO	SB	CS	E
2003	Martinsville (R)	.324	34	136	25	44	5	1	3	21	1	1	1	9	18	1	1	-
2004	Salem (A)	.261	136	513	71	134	25	2	22	80	0	3	6	48	134	2	1	-
2005	Corpus Christi (AA)	.278	134	514	66	143	36	1	12	51	0	1	4	27	108	5	3	21
2006	Corpus Christi (AA)	.245	83	298	42	73	15	3	20	63	2	2	2	23	84	2	1	25
2007	Round Rock (AAA)	.277	131	470	64	130	23	5	22	85	0	6	2	33	114	1	2	15
2008	Round Rock (AAA)	.297	137	528	83	157	33	2	27	84	1	6	1	35	94	4	3	24
	HOUSTON	.200	10	10	1	2	1	0	1	2	0	0	0	0	3	0	0	0
	MINOR LEAGUE TOTALS	.277	655	2459	351	681	137	14	106	384	4	19	16	175	552	15	11	85
	MAJOR LEAGUE TOTALS	.200	10	10	1	2	1	0	1	2	0	0	0	0	3	0	0	0

SACCOMANNO

SACCOMANNO CAREER TRANSACTIONS

- Selected by Houston in the 23rd round of the June 2003 draft.

SACCOMANNO GAME HIGHS

Hits:	1 (2x) - last, Sept. 27, 2008
Home Runs:	1 - Sept. 8, 2008 vs. Pittsburgh
RBI:	1 (2x) - last, Sept. 27, 2008
Stolen Bases:	no Major League steals
Longest Hitting Streak:	1 (2x) - last, Sept. 27, 2008
Career Grand Slams:	no Major League grand slams

LEADOFF HR

PINCH-HIT HR

WALK-OFF HR

No.	Date	Opp.	Pitcher	No.	Date	Opp.	Pitcher	No.	Date	Opp.	Pitcher
none				1	9/8/08	PIT	J. Sne	none			

SACCOMANNO CAREER FIELDING

Year	Position	PCT.	G	PO	A	TC	DP
2009	First Base	1.000	2	6	0	6	0



LOU SANTANGELO 72

Bats/Throws: Right/Right **Height/Weight:** 6-1/200
Born: 3/16/83 in Staten Island, NY **Resides:** Colts Neck, NJ
Opening Day Age: 26 **ML Service:** 0.000
Contract Status: Signed through 2009
Acquired: Selected in the 4th round of the June 2004 draft.



NON-ROSTER INVITEE

CAREER HIGHLIGHTS

- ★ Split time between Triple A Round Rock and Double A Corpus Christi in 2008...in 96 games for Corpus Christi, posted a .241 average (84x349) with 11 doubles, eight homers and 39 RBI
- ★ Named Double A Corpus Christi's Defensive Player of the Month in May of 2008...compiled a .991 fielding percentage, 636 putouts and 54 assists in 96 games behind the plate to earn the honors.
- ★ Ranked third in the Carolina League in slugging percentage (.473) and fourth in home runs (18) in 2006.
- ★ Named a Carolina League All-Star and a Postseason All-Star in 2006 ...named CL Hitter of the Week twice in July (7/3-9 and 7/17-23), when he hit .317 (26x82) with eight home runs and 20 RBI.

10 SEASONS
Astros NOTES
10 SEASONS

- ★ Played baseball at Seton Hall University in 2004 before transferring to Clemson University. Had letter received signed by Astros scout Brian Keegan.
- ★ Named his second invitation to All-Star in 2007 in 2006 and 2007.
- ★ Signed on Jan. 6, 2009.

MINOR LEAGUES:

2008: Sp. it time between Triple A Round Rock and Double A Corpus Christi...hit .205 (8x13) with three home runs and six RBI in 13 games for Triple A Round Rock Express...also hit .241 (84x349) with 11 doubles, eight home runs and 39 RBI in 96 games for Double A Corpus Christi...earned Corpus Christi's Defensive Player of the Month honors in May after posting a .991 fielding percentage, 636 putouts and 54 assists in 96 games behind the plate...earned his second invitation to Astros Spring Training, also in 2007 — **2007:** Spent the season with Double A Corpus Christi, hitting .243 (50x206) with nine doubles and five homers and 17 RBI in 58 games. **2006:** Played 98 games at Single A Salem and hit .241 with 19 doubles, 18 home runs and 57 RBI...ranked third in the league in slugging and fourth in homers...earned CL All-Star and Postseason All-Star honors...named CL Hitter of the Week twice in July (7/3-9 and 7/17-23), when he hit .317 (26x82) with eight home runs and 20 RBI...posted a .992 fielding pct. in 97 games behind the plate, committing on y six errors. **2005:** Hit .268 with 14 home runs and 39 RBI in his second professional season at Single A Lexington...posted a .980 fielding pct. in 64 games as a catcher. **2004:** Joined Single A Tri-City on June 24 and played 47 games, hitting .201 with six home runs...hit safely in seven of his first eight professional games...named Tri-City's Defensive Player of the Month in July.

PERSONAL/MISCELLANEOUS



He and his wife, Katherine, make their offseason home in Colts Neck, N.J, with their daughter, Brianna...started at catcher for the Seton Hall Pirates before transferring to Clemson prior to his junior year...played two seasons at Seton Hall, earning the starting nod at catcher as a freshman...named to the first-team All-State, All-County and All-Parochial teams in 2003...named second-team all-state as a senior at Christian Brothers Academy, leading the team with nine home runs and 45 RBI...lettered three years in baseball.

LOUIS SANTANGELO

YEAR CLUB	AVG.	G	AB	R	H	2B	3B	HR	RBI	SH	SF	HB	BB	SO	SB	CS	E
2004 Tri-City (A)	.201	47	164	28	33	5	2	6	20	0	0	2	21	58	2	1	0
2005 Lexington (A)	.268	70	239	43	64	14	2	14	39	3	1	1	24	86	4	3	12
2006 Salem (A)	.241	98	357	48	86	19	5	18	57	0	1	0	36	112	0	4	6
2007 Corpus Christi (AA)	.243	58	206	30	50	9	2	5	17	1	1	0	23	57	2	0	4
2008 Corpus Christi (AA)	.241	96	349	32	84	11	0	8	39	2	1	0	26	86	1	0	6
Round Rock (AAA)	.205	13	39	6	8	0	0	3	6	0	0	0	4	14	0	1	2
MINOR LEAGUE TOTALS	.240	382	1354	187	325	58	11	54	178	6	4	3	134	413	9	9	30

SANTANGELO CAREER TRANSACTIONS

- Selected by Houston in the fourth round of the June 2004 draft.



JASON SMITH

89

Bats/Throws: Left/Right

Height/Weight: 6-3/190

Born: 7/24/77 in Meridian, MS

Resides: Meridian, MS

Opening Day Age: 31

ML Service: 3.140

Contract Status: Signed through 2009

Acquired: Signed to a minor league contract on Jan. 5, 2009.

IF

NON-ROSTER INVITEE

CAREER HIGHLIGHTS

- ★ Is a career .221 (122x551) hitter with 17 home runs and 59 RBI in 257 Major League games.
- ★ Is a veteran of eight Major League seasons and has played for seven different organizations prior to this season: Chicago-NL (2001), Tampa Bay (2002-03), Detroit (2004-05), Colorado (2006), Toronto (2007), Arizona (2007) and Kansas City (2007-08).
- ★ Has played in 862 minor league games since being drafted by Chicago in 1996...has hit .258 (838x3253) with 84 home runs and 416 RBI as a minor leaguer.
- ★ Has played all four infield positions and the outfield, including games at first base (11), second base (75), third base (48), shortstop (70) and left field (1).
- ★ Has 17 career home runs, including 16 coming in road games...is one of just four Major Leaguers since 1950 to hit 16 of his first 17 career home runs on the road...also Dick Groat, Hank Aaron and Eddie Yost
- ★ Named to the mid-season and postseason International League All-Star squad in 2003 while playing for Triple A Durham...was the only player in the minor leagues with at least 20 doubles, 10 triples and 15 home runs.

10 YEARS Astros NOTES 10 YEARS

- ★ Graduated from Demopolis High School (AL) in 1995...played two seasons at Meridian Community College in 1996-97 before signing with Chicago (NL) as a 23rd round selection in the 1996 First-Year Player Draft...signed by Cubs scout Jim Crawford.
- ★ Signed by Houston to a one-year minor league contract with an invite to Major League Spring Training on Jan. 5, 2009.

2008: Entered the season as a non-roster invite to the Royals Major League Spring Training...began the season with Omaha (AAA), where he hit .253 (107x423) with 20 home runs and 62 RBI...promoted to Kansas City in August and finished the season hitting .214 (6x28) in 22 games with the Royals...appeared in games at first, second, third and left-field while with KC.

2007: Claimed off waivers by Kansas City from the Arizona Diamondbacks organization on July 11...started the season with the Blue Jays before being designated for assignment on May 15...claimed by the Diamondbacks on May 16 and appeared in two games before being placed on the 15-day DL with appendicitis on May 19...homered twice for the third time in his career on Aug. 18 at OAK and tied his career high with four RBI.

2006: Opened the season on the Colorado Rockies Opening Day roster...hit .263 (26x99) with five home runs and 13 RBI with Colorado...recorded two home runs on April 9 at SD...appeared in 41 games for Colorado Springs (AAA), hitting .291 (41x141) with four home runs and 23 RBI.

2005: Made Detroit's Opening Day roster and split the season between Detroit and Triple A Toledo...hit .190 (11x58) for Detroit and .230 (43x187) while with Toledo.

2004: Opened the 2004 season with Toledo, but joined the Tigers on May 13...recorded his first multi-homer game on July 9, 2004 at MIN...on the season, hit .239 (37x155) with five home runs and 19 RBI with the Tigers.

2003: Appeared in just one game for the Rays in 2003...named to the mid-season and postseason International League All Star squad while playing for Triple A Durham...led the IL with 14 triples...was the only player in the minor leagues with at least 20 doubles, 10 triples and 15 home runs.

2002: Made his first career Opening Day roster with the Tampa Bay Rays in 2002...hit his first Major League home run on May 22 off Seattle's Joel Pineiro at Safeco Field...hit .200 (13x65) on the season in 26 games for the Rays...hit .277 (57x206) with Durham (AAA).

2001: Began the 2001 season at Triple A Iowa before making his Major League debut with the Cubs on June 17...traded midseason to Tampa Bay along with Manny Aybar in exchange for Fred McGriff...finished the season with Durham (AAA).

MINOR LEAGUES:

2000: Spent his last full season in the minor leagues with West Tennessee (AA) in the Cubs organization...hit .237 (114x481) with 12 home runs and 61 RBI... ranked fourth in the league in triples with seven... played only shortstop, appearing in 117 games at that position...**1999:** Appeared in 39 games for Daytona (A), hitting .261 (37x142) with five home runs and 26 RBI... missed over three months on the season on two trips to the DL...**1998:** Played shortstop for Rockford (A), appearing in 126 games and hitting .239 (111x464) with seven home runs and 60 RBI...**1997:** Made his professional debut with Williamsport, hitting .288 (59x205) with 11 RBI...promoted to Rockford and finished the season hitting .182 (6x33) in nine games.

PERSONAL/MISCELLANEOUS

Resides in Meridian, Miss., with his wife, Charlotte, and one child.

JASON WILLIAM SMITH

YEAR	CLUB	AVG.	G	AB	R	H	2B	3B	HR	RBI	SH	SF	HB	BB	SO	SB	CS	E
1997	Williamsport (A)	.288	51	205	25	59	5	2	0	11	0	0	0	10	44	9	2	19
	Rockford (A)	.182	9	33	4	6	0	1	0	3	0	0	0	2	11	1	0	5
1998	Rockford (A)	.239	126	464	67	111	15	9	7	60	6	4	1	31	122	23	6	38
1999	Daytona (A)	.261	39	142	22	37	5	2	5	26	0	1	3	12	29	9	3	7
2000	West Tenn (AA)	.237	119	481	55	114	22	7	12	61	2	1	2	22	130	16	10	37
2001	Iowa (AAA)	.233	70	240	31	56	8	6	4	15	1	2	1	12	71	6	3	19
	CHICAGO-NL	.000	2	1	0	0	0	0	0	0	0	0	0	0	1	0	0	0
	Durham (AAA)	.194	8	31	2	6	1	0	0	3	1	0	0	0	11	0	0	3
2002	TAMPA BAY	.200	26	65	9	13	1	2	1	6	2	0	0	2	24	3	0	6
	Durham (AAA)	.277	54	206	29	57	11	2	4	28	2	1	1	10	44	5	1	16
2003	Durham (AAA)	.285	130	515	76	147	20	14	15	71	8	5	5	11	128	14	9	23
	TAMPA BAY	.250	1	4	0	1	0	0	0	0	0	0	0	0	0	0	0	2
2004	Toledo (AAA)	.270	33	122	18	33	8	2	3	13	0	2	0	6	26	5	1	5
	DETROIT	.239	61	155	20	37	7	4	5	19	5	0	1	8	37	1	2	1
2005	DETROIT	.190	27	58	4	11	1	2	0	2	4	0	1	0	16	2	1	6
	Toledo, AAA	.230	55	187	24	43	11	2	6	25	6	3	0	11	53	8	4	2
2006	COLORADO	.263	49	99	9	26	1	0	5	13	0	0	2	7	29	3	0	5
	Colorado Springs (AAA)	.291	41	141	26	41	9	5	4	23	1	2	0	15	41	3	1	1
2007	TORONTO	.212	27	52	7	11	1	1	0	4	0	0	1	3	22	0	0	0
	ARIZONA	.250	2	4	0	1	0	0	0	0	0	0	0	0	2	0	0	0
	Visalia (A)#	.444	3	9	4	4	0	0	1	5	0	0	1	2	1	0	0	0
	Tucson (AAA)#	.315	14	54	9	17	3	1	3	10	0	2	1	0	17	0	2	5
	KANSAS CITY	.188	40	85	9	16	2	1	6	14	0	1	0	3	29	0	0	17
2008	Omaha (AAA)	.253	110	423	52	107	20	7	20	62	6	6	1	23	128	3	1	0
	KANSAS CITY	.214	22	28	6	6	2	0	0	1	0	0	0	0	12	0	1	0
MINOR LEAGUE TOTALS		.258	862	3253	444	838	138	60	84	416	33	29	16	167	856	102	43	171
AL TOTALS		.213	204	447	55	95	14	10	12	46	11	1	3	16	140	6	4	8
NL TOTALS		.260	53	104	9	27	1	0	5	13	0	0	2	7	32	3	0	5
MAJOR LEAGUE TOTALS		.221	257	551	64	122	15	10	17	59	11	1	5	23	172	9	4	10

Rehab Assignment

SMITH CAREER TRANSACTIONS

- Selected by the Chicago Cubs in the 23rd round of the June 1996 Draft.
- Acquired by Tampa Bay along with Manny Aybar and cash in exchange for Fred McGriff on Aug. 6, 2001
- Signed by Detroit to a minor league contract on Dec. 9, 2003.
- Signed by Colorado to a minor league contract on Nov. 30, 2005.
- Signed by the Chicago Cubs to a minor league contract on Nov. 12, 2006.
- Selected by Toronto from Chicago in the Rule 5 Draft on Dec. 7, 2006.
- Claimed off waivers by Arizona from Toronto on May 16, 2007.
- Claimed off waivers by Kansas City from Arizona on July 11, 2007.
- On Disabled List, May 25-July 12, 2007 (appendicitis).
- Signed by Houston to a minor league contract on Jan. 5, 2009.



SMITH GAME HIGHS

Hits:	3 (3x) -- last, April 9, 2006 at San Diego
Home Runs:	2 (3x) -- last, Aug. 18, 2007 at Oakland
RBI:	4 (3x) -- last, Sept. 4, 2007 at Texas
Stolen Bases:	0 -- no Major League steals
Longest Hitting Streak:	5 -- May 27-June 6, 2004
Career Grand Slams:	0 -- no Major League grand slams

LEADOFF HR

PINCH-HIT HR


WALK-OFF HR

No.	Date	Opp.	Pitcher	No.	Date	Opp.	Pitcher	No.	Date	Opp.	Pitcher
none				1	8/11/05	CHC	Scott Eyre	none			

SMITH CAREER FIELDING

Year	Position	PCT.	G	PO	A	E	TC	DP
2001	Shortstop	1.000	1	2	0	0	2	0
2002	Second Base	-	1	0	0	0	0	0
	Third Base	.962	12	7	18	1	26	3
2003	Shortstop	.865	9	15	17	5	37	4
	Third Base	.500	1	0	2	2	4	1
2004	Second Base	.987	34	68	87	2	157	21
	Third Base	.833	5	5	5	2	12	2
2005	Shortstop	.981	20	16	35	1	52	5
	First Base	1.000	1	10	1	0	11	0
2006	Second Base	.960	6	8	16	1	25	4
	Third Base	1.000	3	5	6	0	11	2
	Shortstop	1.000	15	14	27	0	41	6
	First Base	1.000	6	34	3	0	37	1
2007	Second Base	.975	18	32	46	2	80	13
	Third Base	1.000	3	2	4	0	6	0
	Shortstop	1.000	1	0	1	0	1	0
	First Base	1.000	3	12	0	0	12	1
2008	Second Base	.947	7	9	9	1	19	5
	Third Base	.977	19	13	30	1	44	5
	Shortstop	.946	24	23	47	4	74	8
	First Base	1.000	1	2	0	0	2	0
2009	Second Base	1.000	9	5	16	0	21	2
	Third Base	1.000	5	5	1	0	6	0
	Leftfield		1	0	0	0	0	0
	Totals	First Base	1.000	11	58	4	0	62
Second Base	.974	75	122	174	6	302	45	
Shortstop	.959	70	70	127	10	207	23	
Third Base	.881	48	37	66	6	109	13	
Outfield	1.000	1	0	0	0	0	0	

SMITH



ASTROS BIRTHDAYS

JANUARY

10	Samuel Gervacio (24)
13	Jose Capellan (28)
18	Wandy Rodriguez (30)
28	Wesley Wright (24)

FEBRUARY

10	Lance Berkman (33)
11	J.R. Towles (25)
18	Brett Dolan (38)
18	Brian Bogusevic (25)
24	Brian Esposito (33)

MARCH

2	Bud Norris (24)
9	Aaron Boone (36)
14	Matt Kata (31)
16	Lou Santangelo (26)
22	Sean Berry (43)
24	Jose Valverde (31)

APRIL

2	John Gail (31)
5	Brandon Backe (31)
13	Hunter Pence (25)
16	Tommy Manzella (25)
26	Geoff Blum (35)
28	Dewey Robinson (53)
30	Mark Saccomanno (28)

MAY

4	Jason Michaels (32)
9	Tyler Lumsden (25)
23	Chris Sampson (30)
16	Doug Brocail (41)
25	Miguel Tejada (34)

JUNE

4	Darin Erstad (34)
5	Russ Ortiz (34)
18	Jason Castro (21)
19	Brad James (24)
20	Carlos Lee (32)
23	Jim Deshaies (48)
30	Drew Sutton (25)

JULY

15	Reggie Abercrombie (27)
15	Fernando Nieve (26)
24	Jason Smith (31)
28	Chad Paronto (33)
31	Yordany Ramirez (24)

AUGUST

7	Danny Graves (35)
8	Jose Cruz (61)
8	Humberto Quintero (29)
12	Dave Raymond (37)
26	Geoff Geary (32)
29	Roy Oswalt (31)
31	Clay Hensley (32)

SEPTEMBER

2	Milo Hamilton (81)
9	Mike Hampton (36)
16	Lou Palmisano (26)
20	Bill Brown (61)

OCTOBER

1	Chris Johnson (24)
4	Gilbert De La Vara (24)
5	Felipe Paulino (25)
14	Alberto Arias (25)
17	Edwin Maysonet (27)
21	Toby Hall (33)
23	Kazuo Matsui (33)
31	Tim Byrdak (35)

NOVEMBER

11	Mark Bailey (47)
19	Polln Trinidad (24)
26	Jeff Fulchino (32)

DECEMBER

11	Sergio Perez (24)
9	Ed Romero (51)
20	Cecil Cooper (59)
21	LaTroy Hawkins (36)
27	Michael Bourn (26)
31	Brian Moehler (37)



SEASON IN REVIEW



THE 2008 SEASON: The Houston Astros finished 86-75 in 2008, in 3rd place in the National League Central Division and 11 games behind the 1st-place Chicago Cubs...Houston finished 3.5 games behind Milwaukee in the NL Wild Card race...the Astros played only 161 games in 2008, marking the first time in franchise history the club did not play at least 162 games in a non-strike season...this was caused by the cancellation of a three-game series vs. the Chicago Cubs (Sept. 12-14) because of the impact of Hurricane Ike in the Houston and Gulf Coast areas, of which only two games were made up, both at Miller Park in Milwaukee.

TURNAROUND: The 86 wins for Houston this season were 13 more than the club's entire win total in 2007 (73-89) and a .083 improvement in winning pct. (.451 to .534)...the Astros have recorded a winning season for the 7th time in the last 8 years since 2001 and also in 14 of the last 16 seasons since 1993...the 13-game improvement over one season is the highest for the Astros since the franchise-record, 21-game improvement from 2000 (72-90) to 2001 (93-69)...the 86 wins are also the most for the Astros since finishing 89-73 in 2005...the Astros 86-73 record was the 5th-best in the National League in 2008.

MOST IMPROVED CLUBS IN 2008, MAJOR LEAGUES*

Team	2008	2007	Difference (Gms/Pct)
Tampa Bay	97-65	66-96	+31, +.192
Chicago White Sox	89-74	72-90	+16.5 (1 gm left)
HOUSTON	86-75	73-89	+13.5, +.083
Florida	84-77	71-91	+13.5, +.084
Chicago Cubs	97-64	85-77	+12.5, +.077

*-Based on records through the same # of games played in '07.

2ND HALF STORY: On July 8, the Astros were 41-50 following a 4-3 loss at PNC Park to Pittsburgh, in last place in the NL Central and 13.5 games out of 1st...In the 70 games after that, Houston was 45-25 (.643) and were not eliminated from the postseason race until Friday, Sept. 26, the club's 159th game of the season.

-Additionally, the Astros were 44-51 (.463) before the All-Star Break and were 42-24 in the 2nd Half (.636), the best record in the NL in the 2nd Half and the 2nd-best in the Majors (Angels, 43-24, .642).

• Since 2004, the Astros' post-All-Star Break record of 208-153 (.576) is 4th-best in the Major Leagues, trailing only the Yankees (232-139, .625), Angels (218-146, .599) and Phillies (213-150, .587)...the 42-24 record since the Break marks the 4th-best winning pct. in club history.

BEST RECORD, 2008 MAJOR LEAGUE CLUBS, 2ND HALF

L.A. Angels	43-24, .642
HOUSTON	42-24, .636
Tampa Bay	42-26, .618
Chicago Cubs	40-26, .606
Philadelphia	40-26, .606

BEST RECORD, 2ND HALF, HOUSTON FRANCHISE HISTORY

1986	49-25, .662
1998	49-26, .653
2004	48-26, .649
2008	42-24, .636

WINNING WAYS: The Astros won 13 of their last 21 games in 2008, as well as 20 of 29 after Aug. 27 and a 22-11 record in the club's last 33 games after Aug. 23...here's a look at the club's performance during several intervals throughout the last three months of the season:

Since July 12 - 68 gms.	44-24 (.647, +20 over .500)
Since July 27 - 58 gms.	39-19 (.672, +20 over .500)
Since August 7 - 48 gms.	32-16 (.667, +16 over .500)
Since August 23 - 33 gms.	22-11 (.667, +11 over .500)
Since Sept. 1 - 24 gms.	15-9 (.625, +6 over .500)

SECOND CITY: The Astros have posted a better winning pct. after the All-Star Break than in the 1st Half in 12 consecutive seasons since 1997.

Year	Before ASG	After ASG	Diff.
1997	43-45 (.489)	41-33 (.554)	+.065
1998	53-34 (.609)	49-26 (.653)	+.044
1999	51-37 (.580)	46-28 (.622)	+.042
2000	30-57 (.345)	42-33 (.560)	+.215
2001	48-38 (.558)	45-31 (.592)	+.034
2002	41-45 (.477)	43-33 (.566)	+.089
2003	50-44 (.532)	37-31 (.544)	+.012
2004	44-44 (.500)	48-26 (.649)	+.149
2005	44-43 (.506)	45-30 (.600)	+.094
2006	43-46 (.483)	39-34 (.534)	+.051
2007	39-50 (.438)	34-39 (.466)	+.028
2008	44-51 (.463)	42-24 (.636)	+.173

WINNING TRADITION: Since Astros Chairman and CEO Drayton McLane purchased the Astros prior to the 1993 season, the Astros own a 1350-1176 record, good for a .534 winning pct. that ranks 5th in the Majors and 2nd in the National League during that span.

BEST RECORD, ALL MLB CLUBS, 1993 - 2008

New York Yankees	1499-1022, .595
Atlanta Braves	1474-1050, .584
Boston Red Sox	1394-1132, .552
Cleveland Indians	1364-1159, .541
HOUSTON ASTROS	1350-1176, .534



RECORD-SETTING DEFENSE: The Astros led the Majors with a .989 fielding pct., while also committing the fewest errors among MLB clubs with 67, 16 fewer than the next-best MLB team (Mets and Yankees, 83)...the 2008 Astros also set the franchise record for the fewest errors in any season (previous mark: 76 in 115 games in strike-shortened 1994)...for a full season, the Houston franchise record for the fewest errors was 80, set in 2006...the 2008 Astros have also set the franchise record for most errorless games played in a season with 113 (old record: 102 in 2006)...the Astros were 65-48 (.575 winning pct.) in those 113 games in which they did not commit an error.

FEWEST ERRORS, NL ALL-TIME, NON-STRIKE SEASON*

2008 HOUSTON ASTROS	67
1999 New York Mets	68
2007 Colorado Rockies	68
2004 L.A. Dodgers	73
2003 St. Louis Cardinals	77

*According to the Elias Sports Bureau, the Astros led the Majors in highest fielding pct. and fewest errors for only the 2nd time in franchise history, when the 1974 Houston club posted a .982 fielding pct. and 113 errors, leading MLB in both categories...Houston also led the National League in highest fielding pct. in 2006 and 2002 and also led the circuit in fewest errors in 2006, 2002, and 1987 (tied for 1st in 1987).

Additionally, the Astros committed the fewest errors in a non-strike season in National League history.

COOP: Manager Cecil Cooper's 2008 club posted an 86-75 record...in two seasons as the Houston skipper, Cooper's teams own a 101-91 mark (.526).

FANTASTIC FOUR: When scoring four-or-more runs in 2008, the Astros were 68-26 (.723), compared to an 18-49 (.269) mark when scoring fewer than 4 runs...when Astros pitchers allowed fewer than 4 runs in 2008, the club was 58-11 (.841) compared to a 28-64 (.304) record when opponents scored four-plus runs.

ON THE MOUND: The Astros finished 8th in the National League in ERA at 4.36 (691ER/1425.1IP)...Astros starting pitchers finished 60-52 (.536) with a 4.56 ERA (460ER/908.1IP), the 10th-best starter ERA in the NL...the Houston bullpen ranked tied for 6th in the NL with a 4.09 ERA and a league-best 48 saves...Houston relievers limited opposing hitters to a .243 average, the 2nd-lowest in the NL (LA Dodgers, .241)...Houston threw an NL best 13 shutouts, the most for the club since throwing 13 in 2004...the Astros bullpen allowed a Major League

best 22.4% of inherited runners to score in 2008 (49 of 219)...Houston also led the National League in saves with 48.

MLB CLUBS IN 2008, FEWEST PCT. OF INHERITED RUNNERS TO SCORE

HOUSTON	22.4% (49 of 219)
Pittsburgh	25.1% (59 of 235)
Tampa Bay	25.2% (59 of 234)
Milwaukee	25.5% (51 of 200)
Chicago Cubs	25.6% (61 of 238)

OFFENSIVELY: The Astros hit .263 as a team in 2008, tied with Colorado for 6th in the National League...the Astros also left the fewest runners on base in the National League and tied for the 2nd-fewest in the Majors at 1,073 (1. Chicago White Sox 1,056, 72. Toronto 1,073)...Houston also ranked 5th in the NL in stolen bases with 114 and 2nd in grand slams with six...the 114 steals were the most for the club since the 2005 club stole 115 bases...Houston hit .297 as a club during its 86 wins and .224 collectively in 75 losses.

HITTING: After struggling offensively for the first 19 games of the 2008 season, the Astros hit .287 and went 23-11 in a 34-game stretch from April 21-May 27...here's a glance at the club's offensive performance during different time periods of the 2008 season:

Games, Time Range	AVG	Runs/Game	W/L
19, Mar. 31-Apr. 20	.229	3.84	7-12
34, Apr. 21-May 27	.287	5.53	23-11
25, May 28-June 25	.243	3.08	6-19
43, June 26-Aug. 14	.277	5.05	26-17
33, Aug. 15-Sept. 20	.240	3.76	19-14
7, Sept. 21-28	.314	4.71	5-2

AT HOME (47-33): The Astros hit .272 at home with 92 home runs and 353 RBI...Houston posted a 4.25 ERA at home in 80 games, including 25 saves...the Astros posted three winning streaks at Minute Maid Park of seven-or-more games this season...the 47 wins at home were the most at Minute Maid Park for the Astros since a 53 28 mark in 2005.

LONGEST ASTROS HOME WINNING STREAKS, 2008

9 Games	Aug. 27-Sept. 11
8 Games	April 20-May 7
7 Games	August 1-14

ON THE ROAD (39-42): The Astros hit .254 on the road with 75 home runs and 331 RBI...Houston posted a 4.48 ERA on the road with 23 saves...the season-long winning streak for Houston on the road was four games, accomplished twice (August 7-10 and May 9-12)

THE INFIELD: Here's a look at the offensive production from Astros infielders this season compared with the previous four:

YEAR	AVG.	HR	RBI	OBP	SLG
2008	.267	86	374	.335	.442
2007	.263	78	355	.336	.397
2006	.256	104	408	.335	.418
2005	.259	110	410	.336	.432
2004	.269	96	421	.331	.427

ROOKIE ROUNDUP: The Astros used six rookies in 2008: RHP Alberto Arias, RHP Jack Cassel, IF Edwin Maysonet, IF Mark Saccomanno, C J.R. Towles, and LHP Wesley Wright...Wright appeared in 71 games in 2008, tying the club record for a rookie left-hander (71, Al Osuna, 1991), and was later named the Astros Rookie of the Year by the Houston chapter of the BBWAA.

ROY WONDER: Roy Oswalt's career record after the All-Star Break is 67-20 (.770), ranking him 2nd behind Johan Santana (58-17, .773) for the best career winning pct. In the 2nd Half among all pitchers with at least 50 career wins post-Break...Oswalt is also 28-8 (.778) combined in his career in September and October games, the highest combined winning pct. during those two months in MLB history (min. 25 decisions)...in his last nine starts, Oswalt was 7-2 with a 1.47 ERA (11ER/67.1IP), and he became the 1st pitcher to win 23 of his first 24 career decisions vs. any team with his 23rd win over Cincinnati on Sept. 25.

**BEST 2ND HALF WINNING PCT.,
MLB HISTORY (MIN. 50 WINS)**

Johan Santana	58-17, .773
ROY OSWALT	67-20, .770
Warren Spahn	123-50, .711

ROY IN 2008: Roy Oswalt was 17-10 with a 3.54 ERA (82ER/208.2IP) for the Astros in 2008.

- Oswalt set the franchise consecutive scoreless innings streak record with 32.1, breaking the old mark of J.R. Richard's, who threw 31 consecutive scoreless innings from May 26-June 11, 1980.
- threw consecutive complete-game shutouts, as he threw a 1-hit shutout on Sept. 6 at COL (first 1-hitter the Astros since April 28, 2000 at Milwaukee; the club had a no-hitter on 6/6/03 at the Yankees), and a 3-hit shutout on Sept. 11 vs. PIT.
- 4 combined hits are the fewest allowed in consecutive shutouts in franchise history - previous low was 5, by Ken Forsch from Sept. 21, 1978-April 7, 1979. Look ng only at a single season, the previous club mark was six - twice -

J.R. Richard, May 15-20, 1978 and Dave Roberts, Aug. 18-24, 1974.

- was the first pitcher to throw consecutive complete-game shutouts in 2008 and the first in MLB since Brandon Webb (3 in a row from Aug. 5-17, 2007)...is the first Astro to throw consecutive complete-game shutouts since Randy Johnson (Aug. 7-Aug. 12, 1998).
- won 10 of his last 12 decisions.
- his 10 2nd-Half wins were the most in the NL and tied Cliff Lee (10-1) for the Major League lead after the All-Star Break.
- recorded career win 125 on Sept. 1...according to the Elias Sports Bureau, only 3 active pitchers had as few losses as Oswalt (63) at the time of their 125th win: Pedro Martinez (56), Mike Mussina (60) and Tim Hudson (63).
- leads all Major League pitchers in wins with 129 since joining the Majors in 2001.
- his .668 career winning pct. (129-64) ranks 1st in Astros history...ranks 3rd in club history in wins and 4th in strikeouts.
- Oswalt led the Astros in wins for a franchise-record 6th season...also set the club record by leading the team in wins for the 5th consecutive season.

MOST SEASONS LEADING ASTROS IN WINS*

ROY OSWALT	6 (2002, 2004-08)
Joe Niekro	5 (1979-80, 1982-84)
Mike Scott	5 (1985-89)

*-Includes seasons tying for club lead in wins.

CONTRACT STATUS: The following Astros were eligible to file for free agency at the end of the 2008 season:

C Brad Ausmus, RHP Doug Brocail (club option for 2009 was declined), RHP LaTroy Hawkins, IF Mark Loretta, and LHP Randy Wolf.

Additionally, the following Astros were eligible for salary arbitration following the 2008 season:

RHP Brandon Backe, LHP Tim Lincecum, RHP Dave Borkowski, IF Jose Castillo, RHP Geoff Geary, IF David Newhan, LHP Wandy Rodriguez, RHP Jose Valverde, and 3B/LF Ty Wigginton.

Additionally, C Humberto Quintero may be eligible as a "Super 2," which is a group that includes players who have less than the required 3 years of service time but are in the top 17 percent in service time among all players with less than three years.

ASTROS DONATE \$1 MILLION TO GULF COAST IKE RELIEF FUND: The Houston Astros announced on September 17 that a donation will be made



to Hurricane Ike relief efforts in the sum of \$1 million dollars...the funds represent a combined donation between Astros Chairman and CEO Drayton McLane, the Astros in Action Foundation, and Astros players and staff...the donation will be made to benefit the Gulf Coast Ike Relief Fund through the Greater Houston Community Foundation...fans wishing to contribute to the Gulf Coast Ike Relief Fund should visit www.ghcf.org.

AUSMUS: Astros C Brad Ausmus completed his 10th and final season with the club in 2008...here's a few highlights of his career with the Astros as well as throughout his 16 Major League seasons overall:

- Winner of three Rawlings Gold Glove Awards (2001, 2002, and 2006).
- Ranks 2nd all-time among catchers in putouts (12,468, trailing only Ivan Rodriguez, 13,124)
- Is the Houston franchise career leader among catchers in games caught (1,249) and games started (1,124)...has caught 10,065.2 innings with the Astros.
- Ranks 8th all-time in games caught (1,887).
- Ranks 25th all-time among catchers in hits (1,537).

LANCE BERKMAN IN 2008

- Hit .312 (173x554) with 46 doubles, 29 homers and 106 RBI in 159 games with Houston in 2008.
- Tied for the league lead with 46 doubles, the 6th-highest single season total in franchise history...hit a league-leading .345 (49x142) with runners in scoring position.
- Scored a career-high 114 runs, besting his previous high of 110 runs scored in both 2001 and 2003...set a career high with seven home runs as a right-handed hitter; previous high was five, set in both 2006 and 2007.
- Finished the season among the top 10 in the National League in multiple categories including runs (4th-114), hitting (5th-.312), total bases (T9th-314), 2B (T1st-46), extra-base hits (4th-79), walks (4th-99), OBP (3rd-.420) and slugging (4th-.567).
- Recorded his 6th career 100-RBI season, trailing only Jeff Bagwell's eight in franchise history...his three consecutive 100-RBI seasons (2006-08) are also the second-most in club history, trailing only Bagwell's six from 1996-2001.
- Posted more than 100 RBI and runs scored, marking the 16th time in franchise history that a player has reached both milestones in a single

season...has done it four times (2001-02, 2004)...the last Astro, other than him, to accomplish the feat was Jeff Bagwell in 2003 (100 RBI, 109 R).

- Became the fourth switch-hitter in Major League history with as many as seven seasons with 25-or-more home runs...also Chipper Jones (10), Mickey Mantle (10) and Eddie Murray (12).

HOUSTON FRANCHISE CAREER HITS LEADERS

Craig Biggio	3,060
Jeff Bagwell	2,314
Jose Cruz	1,937
Cesar Cedeno	1,659
LANCE BERKMAN	1,449

LANCE BERKMAN IN MAY

- recorded 31 hits in a 50-at-bat span from the 5th inning on May 3 through the 6th inning on May 17...is only the 2nd player since 1957 to record a 31x50 streak (Pete Rose, PHI, 1979).
- went 7 games in a row (May 3-10) without recording an out in consecutive at-bats...reached in 35 of 50 PA's (May 3-15), the most since Ryan Howard in 2006 (36)...one of only six players since World War II to record 29 hits and seven HR in any 13-game stretch.
- there have been 10 instances since 1957 of players recording 21 hits in 30 at-bats...he recorded six of these 10 in an 11-day span from May 2-13.
- a 26x40 stretch tied for the most hits in a 40-AB span during the Expansion era in that frame (Elias)...named NL Player of the Week twice in three weeks (May 5-11; April 21-27).
- had 19 hits in a 25 at-bat span, one of two players in the last 50 seasons to accomplish this (A.Pujols, May 30-June 7, 2003)...became the 4th player since 1957 with 16 hits in a 20-at-bat span...set a team record with 18 hits in a 6-game span from May 3-9...tied franchise record with eight consec. hits from 12th inn. on May 4 to the 4th inn. on May 7.

BULL MARKET: RHP Jose Valverde led the National League with 44 saves and finished 2nd in MLB in that category (62, Francisco Rodriguez, LAA)...Valverde's 44 saves in 2008 also tied the franchise record previously set by Billy Wagner in 2003...Valverde pitched 17.2 consecutive scoreless innings from Aug. 9-Sept. 25 over an 19-appearance span...he also successfully converted 18 consecutive save chances from July 25-Sept. 25 and also converted 19 of his last 20, 28 of 31 after June 20 and 44 of 51 overall in 2008...he was 1-0 with 17 saves and a 0.46 ERA (1ER/19.2IP) in his last 21 appearances since Aug. 9, walking four and striking out 24 while limiting opposing hitters to a .147 avg.

SEASON IN REVIEW

HOUSTON FRANCHISE SINGLE-SEASON SAVES LEADERS

JOSE VALVERDE, 2008	44
Billy Wagner, 2003	44
Brad Lidge, 2005	42

Valverde also recorded a save in a franchise-record 15 consecutive appearances from Aug. 9-Sept. 10...he was named the DHL Presents the Major League Baseball Delivery Man of the Month Award for August, posting 10 saves and a 0.64 ERA (1ER/14IP) during the month (opponents hit .106 against him in August)...Valverde has tied the NL in saves in consecutive seasons (47 in 2007 with Arizona) and has 91 saves over the last 2 seasons, the most in the National League.

MILO HAMILTON WAY: In 2009, the City of Houston will honor Astros Hall of Fame broadcaster Milo Hamilton by renaming Hamilton Street, which borders the East side of Minute Maid Park, as Milo Hamilton Way...the 2008 season was Hamilton's 59th broadcasting Major League Baseball, as well as his 24th with the Astros.

COACHING STAFF INVITED TO RETURN: All members of the 2008 Houston Astros coaching staff were invited to return for the 2009 season: bullpen coach Mark Bailey, hitting coach Sean Berry, 1st base coach Jose Cruz, bench coach Jackie Moore, pitching coach Dewey Robinson, and 3rd base coach Ed Romero...Moore accepted a position with the Texas Rangers coaching staff, and Romero was named as his replacement as bench coach while former Triple A manager Dave Clark was named 3rd base coach for 2009.

TEJADA: Miguel Tejada earned his 5th All-Star appearance in 2008, appearing at shortstop for the NL squad...Tejada set the franchise record for hits by a shortstop in a season with 179, and he also became the first shortstop to lead the Astros in hits in one season since Rafael Ramirez in 1988 (156).

ARMS RACE: Astros outfielder Hunter Pence tied for the NL lead (Matt Kemp, LAD) and was tied for 2nd in the Majors with 16 outfield assists in 2008 (Nick Markakis, BAL, 17; B.J. Upton, TB, 16)...Pence's 16 outfield assists total is tied for the 3rd-highest in club history in a single season.

MOST ASSISTS, HOUSTON FRANCHISE HISTORY, SINGLE SEASON

Richard Hidalgo, 2003	22
Jimmy Wynn, 1968	20
HUNTER PENCE, 2008*	16

*-Tied with three others (Jose Cruz, 1980; Billy Hatcher, 1987; Derek Bell, 1996).

ABOUT THE RECORD (86-75 in 2008)

Overall Record	86 75	
Home Record	47 33	
--with Roof Open:	12-7	
--with Roof Closed	35 26	
--with Roof Both Open and Closed:	0-0	
Road Record	39 42	
Current Streak	Won 1	
Last Homestand:	4-2	
Last Road Trip:	2-4	
Last 5 Games	4-1	
Last 10 Games	6-4	
Series Record:	26-24-2	
Sweeps	10-6	
When Scoring 4 or More Runs:	69 26	
When Scoring 3 or Fewer Runs:	17-49	
Shutouts	13-6	
In One-Run Games	21-21	
In Two-Run Games	20-10	
vs. Left Handed Starters:	26-20	
vs. Right Handed Starters	60-55	
During the Day:	23-20	
At Night:	63-55	
When Scoring First	49-24	
Opponent Scores First	37-51	
Outhit Opponent:	62-15	
Outhit by Opponent	14-55	
Equal Hits	10-5	
When Hitting Home Run:	64-40	
No Home Runs	22-35	
Walkoff Home Runs	4-0	
Come-from-Behind Wins	41	
Largest Comeback:	6	
Losses After Leading	32	
Last At-Bat Wins:	19	
Largest Blown Lead	4	
Extra-Inning Games	5-3	
Different Batting Orders:	114	
After Six Innings:		
Lead: 62-8	Tied: 9-7	Trail: 15 60
After Seven Innings:		
Lead: 66-5	Tied: 11-9	Trail: 9-61
After Eight Innings:		
Lead: 75 3	Tied: 7 4	Trail: 4-68



PUTTING UP ZEROES

Houston's Longest Single Season Scoreless Innings Streaks

PLAYER	YEAR	INN	FROM	TO
Oswalt, Roy	2008	32.1	8/27	9/11
Richard, J.R.	1980	31.0	5/26	6/11
Wilson, Don	1967	29.0	7/09	7/26
Kile, Darryl	1993	28.2	6/22	7/08
Smith, Dave	1987	27.2	4/06	6/18
Niekro, Joe	1983	27.1	6/03	6/18
Sambito, Joe	1979	26.2	5/28	7/14
Ryan, Nolan	1984	26.1	5/11	5/26
Roberts, Dave	1974	26.0	8/13	8/24
Billingham, Jack	1970	25.0	5/24	6/08
Richard, J.R.	1979	25.0	9/21	9/29

ASTROS RETIRE BIGGIO'S #7: In a pre-game ceremony on Sunday, August 17, the Astros retired the No. 7 worn by franchise icon during his 20-year career with the Astros...Biggio retired following the 2007 season as the franchise career leader in numerous categories, and he was the first player in club history to reach 3,000 hits...Biggio finished his career ranked 20th all-time with 3,060 career hits.

ACQUISITIONS: The Astros acquired LHP Randy Wolf from San Diego in exchange for RHP Chad Reineke on July 22...Houston also acquired RHP LaTroy Hawkins from the Yankees in exchange for IF Matt Cusick on July 30...the Astros were 10-2 in Wolf's 12 starts and the left-hander was 6-2 with a 3.57 ERA (28ER/70.2IP) for Houston, including a 6-hit shutout vs. the Cubs at Wrigley Field on Sept. 3...Hawkins allowed only one earned run in 24 appearances for the Astros, posting an 0.43 ERA (1ER/21IP) in 21 innings and limiting opposing hitters to a .151 average, walking five and striking out 25...in games with both Wolf and Hawkins on the roster, the Astros went 36-18 (.667).

JULY ACQUISITIONS BY THE ASTROS

LHP Randy Wolf: 6-2, 3.57 ERA in 12 starts
RHP LaTroy Hawkins: 2-0, 0.43 ERA in 24 apps. (21 IP)

LABOSSIERE RETIRES: Astros Head Athletic Trainer Dave Labossiere retired following the 2008 season, which completed his 26th Major League season with the Astros and his 29th overall in the Houston organization...he joined the big league club in June of 1983, making 2008 his 25th full season with the Major League team...Labossiere began his athletic training career in the Boston Red Sox system in 1973 and joined Houston's then-Triple A Tucson club in 1980.

TOP PROSPECTS: Astros minor league C Jason Castro, who was selected with the 10th overall pick in the June Draft and played for Short-Season A Tri-City, was named the No. 1 prospect in the New York-Penn League by *Baseball America*...in the publication's review of Appalachian League prospects, three Greenville Astros made the list: RHP Jordan Lyles (7th), CF Jay Austin (12th), and C Federico Hernandez (18th).

SEASON IN REVIEW

2008 MAJOR LEAGUE STANDINGS

AMERICAN LEAGUE EAST

	LAST						VS
	W	L	PCT.	GB	10	STREAK	
x-TAMPA BAY	97	65	.599	-	6-4	WON 1	57-24 49-41
y-BOSTON	95	67	.586	2.0	6-4	WON 1	56-25 39-42
NEW YORK	89	73	.549	8.0	8-2	LOST 1	48-33 41-40
TORONTO	86	76	.531	11.0	5-5	WON 1	47-34 39-42
BALTIMORE	68	93	.422	38.5	1-9	LOST 1	37-43 31-50

*-CLINCHED DIVISION TITLE
y-CLINCHED PLAYOFF BERTH

AMERICAN LEAGUE CENTRAL

	LAST						VS
	W	L	PCT.	GB	10	STREAK	
*CHICAGO	89	74	.546	4.6	WON 3	54-28	35-46
MINNESOTA	88	75	.540	1.0	5-5	LOST 1	53-28 35-47
CLEVELAND	81	81	.500	7.5	6-4	LOST 1	45-36 36-45
KANSAS CITY	75	87	.463	13.5	7-3	LOST 1	38-43 37-44
DETROIT	74	88	.457	14.5	3-7	LOST 2	40-41 34-47

*-CLINCHED DIVISION TITLE

AMERICAN LEAGUE WEST

	LAST						VS
	W	L	PCT.	GB	10	STREAK	
*LOS ANGELES	100	62	.617	-	7-3	WON 1	50-31 50-31
TEXAS	79	83	.488	21.0	4-6	LOST 1	40-41 39-42
OAKLAND	75	86	.466	24.5	4-6	LOST 5	43-38 32-48
SEATTLE	61	101	.377	39.0	4-6	WON 3	35-46 26-55

*-CLINCHED DIVISION TITLE

NATIONAL LEAGUE EAST

	LAST						VS
	W	L	PCT.	GB	10	STREAK	
*PHILADELPHIA	92	70	.568	-	7-3	WON 3	48-33 44-37
NEW YORK	89	73	.549	3.0	4-6	LOST 1	48-33 41-40
FLORIDA	84	77	.522	7.5	5-5	WON 1	45-36 39-41
ATLANTA	72	90	.444	20.0	5-5	LOST 1	43-38 29-52
WASHINGTON	59	102	.366	32.5	1-9	LOST 4	34-46 25-56

*-CLINCHED DIVISION TITLE

NATIONAL LEAGUE CENTRAL

	LAST						VS
	W	L	PCT.	GB	10	STREAK	
*CHICAGO	97	64	.602	-	5-5	LOST 1	55-26 42-38
yMILWAUKEE	90	72	.556	7.5	6-4	WON 1	49-32 41-40
HOUSTON	86	75	.534	11.0	6-4	WON 7	47-33 39-42
ST. LOUIS	85	76	.531	11.5	7-3	WON 6	46-35 40-41
CINCINNATI	74	88	.457	23.5	4-6	LOST 5	43-38 31-50
PITTSBURGH	67	95	.414	30.5	3-7	WON 1	39-42 28-53

*-CLINCHED DIVISION TITLE
y-CLINCHED PLAYOFF BERTH

NATIONAL LEAGUE WEST

	LAST						VS
	W	L	PCT.	GB	10	STREAK	
*LOS ANGELES	84	78	.519	-	5-5	LOST 1	48-33 36-45
ARIZONA	82	80	.506	2.0	6-4	WON 3	48-33 34-47
COLORADO	74	88	.457	10.0	5-5	LOST 3	43-38 31-50
SAN FRANCISCO	72	90	.444	12.0	4-6	WON 1	37-44 35-46
SAN DIEGO	63	99	.389	21.0	5-5	LOST 1	35-46 28-53

*-CLINCHED DIVISION TITLE

2008 NATIONAL LEAGUE STANDINGS

FIRST-HALF STANDINGS

East	W-L	Pct.	GB	East	W-L	Pct.	GB
Philadelphia	52-44	.542	-	Philadelphia	40-26	.606	-
New York	51-44	.537	0.5	New York	38-29	.567	2.5
Florida	50-45	.526	1.5	Florida	34-32	.515	6.0
Atlanta	45-50	.474	6.5	Atlanta	27-40	.403	13.5
Washington	36-60	.375	16.0	Washington	23-42	.354	15.5
Central	W-L	Pct.	GB	Central	W-L	Pct.	GB
Chicago	57-38	.600	-	Houston	42-24	.636	-
St. Louis	53-43	.552	4.5	Chicago	40-26	.606	2.0
Milwaukee	52-43	.547	5.0	Milwaukee	38-29	.567	4.5
Cincinnati	46-50	.479	11.5	St. Louis	33-33	.500	9.0
Pittsburgh	44-50	.468	12.5	Cincinnati	28-38	.424	13.0
Houston	44-51	.463	13.0	Pittsburgh	23-44	.338	19.5
West	W-L	Pct.	GB	West	W-L	Pct.	GB
Arizona	47-48	.495	-	Los Angeles	38-29	.567	-
Los Angeles	46-49	.484	1.0	Colorado	35-31	.530	2.5
San Francisco	40-55	.421	7.0	Arizona	35-32	.522	3.0
Colorado	39-57	.406	8.5	San Francisco	32-35	.478	6.0
San Diego	37-58	.389	10.0	San Diego	26-41	.388	12.0

2008 NL CENTRAL STANDINGS

GAMES THROUGH APRIL 30

Team	W-L	Pct.	GB	Team	W-L	Pct.	GB
Chicago	17-10	.630	-	Chicago	35-21	.625	-
St. Louis	18-11	.621	-	St. Louis	33-24	.579	2.5
Milwaukee	15-12	.556	2.0	Houston	30-27	.526	5.5
Houston	13-16	.448	5.0	Milwaukee	28-28	.500	7.0
Cincinnati	12-17	.414	6.0	Cincinnati	27-29	.482	8.0
Pittsburgh	11-16	.407	6.0	Pittsburgh	26-29	.473	8.5

GAMES THROUGH MAY 31

Team	W-L	Pct.	GB	Team	W-L	Pct.	GB
Chicago	50-33	.602	-	Chicago	65-44	.596	-
St. Louis	48-36	.571	2.5	Milwaukee	60-49	.550	5.0
Milwaukee	44-38	.537	5.5	St. Louis	61-50	.550	5.0
Houston	40-43	.482	10.0	Cincinnati	51-58	.468	14.0
Cincinnati	39-45	.464	11.5	Houston	50-57	.467	14.0
Pittsburgh	38-44	.463	11.5	Pittsburgh	50-58	.463	14.5

GAMES THROUGH AUGUST 31

Team	W-L	Pct.	GB	Team	W-L	Pct.	GB
Chicago	85-52	.620	-	Chicago	97-64	.602	-
Milwaukee	80-56	.588	4.5	Milwaukee	90-72	.556	7.5
St. Louis	74-63	.540	11.0	Houston	86-75	.534	11.0
Houston	71-66	.518	14.0	St. Louis	86-76	.531	11.5
Cincinnati	61-76	.445	24.0	Cincinnati	74-88	.457	23.5
Pittsburgh	57-79	.419	27.5	Pittsburgh	67-95	.414	30.5

SEASON IN REVIEW



2008 ASTROS DAY-BY-DAY

Date	Game	Opp.	W-L/Score	Rec.	Pos	GB	Astros POR	Opp POR	Save	Attend.	Home Attend.
2/31	1	@SD	L 0-4	0-1	T-4th	1.0	Oswalt (0-1)	Peavy (1-0)	none	44,965	
4/1	2	@SD	L 1-2	0-2	6th	1.5	Backe (0-1)	Young (1-0)	Hoffman (1)	20,825	
4/2	3	@SD	W 9-6	1-1	5th	-1.5	Va-verde (1-0)	Hoffman (0-1)	none	18,714	
4/3	4	@SD	L 2-3	1-3	6th	1.5	Villarreal (0-1)	Gonzalez (1-0)	Hoffman (2)	24,432	
4/4	5	@CHI	W 4-3	2-3	5th	1.5	Wright (1-0)	Lieber (0-1)	Valverde (1)	37,812	
4/5	6	@CHI	L 7-9	2-4	6th	2.5	Oswalt (0-2)	Hart, (1-0)	Wood (2)	40,707	
4/6	7	@CHI	L 2-3	2-5	6th	-3.5	Villarreal (0 2)	Zambrano (1 0)	Wood (3)	40,929	
4/7	8	STL	W 5-3	3-5	6th	-3.0	Valverde (2-0)	McClellan (0-1)	none	43,483*	43,483
4/8	9	STL	L 3-5	3-6	6th	-4.0	Geary (0-1)	Reyes (1-0)	Isringhausen (4)	30,184	73,667
4/9	10	STL	L 4-6	3-7	6th	4.0	Sampson (0-1)	Looper (2-0)	Isringhausen (5)	29,187	102,854
4/11	11	FLA	L 6-10	3-8	6th	5.0	Oswa t (0-3)	Nolasco (1-0)	none	34,191	137,045
4/12	12	FLA	W 5-0	4-8	6th	-5.0	Backe (1-1)	A. Miller (0-2)	none	34,336	171,381
4/13	13	FLA	W 5-1	5-8	6th	-4.0	Rodriguez (1-0)	Badenhop (0-1)	none	29,766	201,147
4/15	14	@PHI	L 3-4	5-9	6th	5.0	Valverde (2-1)	Seanez (2-1)	none	34,609	
4/16	15	@PHI	W 2-1	6-9	6th	5.0	Oswalt (1 3)	Kendrick (1 2)	Brocai (1)	31,644	
4/17	16	@PHI	L 2-10	6-10	6th	5.0	Backe (1-2)	Myers (2-1)	none	33,526	
4/18	17	COL	L 5-11	6-11	6th	-6.0	Sampson (0-2)	Morales (1-1)	none	34 272	235,419
4/19	18	COL	L 2-3	6-12	6th	-6.0	Villarreal (0-3)	Cook (2-1)	Corpas (4)	34,540	269,959
4/20	19	COL	W 6-4	7-12	6th	5.5	Wright (2-0)	Fuentes (0-1)	Valverde (2)	35 286	305,245
4/21	20	SD	W 10-3	8-12	T 4th	5.5	Oswalt (2-3)	Germano (0-2)	none	28,600	333,845
4/22	21	SD	W 11-7	9-12	T-4th	-5.5	Valverde (3-1)	Seif (0-2)	none	33,434	367,279
4/23	22	@CIN	W 9-3	10-12	4th	-5.5	Sampson (1-2)	Arroyo (0-3)	none	16,017	
4/24	23	@CIN	W 5-3	11-12	4th	-4.5	Casles (1-0)	Cueto (1-2)	Valverde (3)	17 403	
4/25	24	@STL	W 3-2	12-12	4th	3.5	Wright (3-0)	Isringhausen (1-2)	Valverde (4)	41,193	
4/26	25	@STL	L 3-4	12-13	4th	-4.5	Borkowski (0-1)	Walnwright (3-1)	none	43,040	
4/27	26	@STL	L 1-5	12-14	4th	-4.5	Backe (1 3)	Lohse (3-0)	McClellan (1)	44,222	
4/28	27	@ARI	L 3-5	12-15	T-4th	5.0	Sampson (1-3)	Haren (4-1)	Lyon (8)	19,879	
4/29	28	@ARI	W 6-4	13-15	4th	-4.0	Brocai (1-0)	Gonzalez (1 2)	Va verde (5)	20,221	
4/30	29	@ARI	L 7-8	13-16	4th	-5.0	Borkowski (0-2)	Medders (1-0)	Lyon (9)	27,561	
5/2	30	MIL	W 7-4	14-16	4th	-5.0	Oswalt (3-3)	Vil anueva (1-3)	Valverde (6)	39,715	406,994
5/3	31	MIL	W 6-2	15-16	4th	-4.0	Backe (2-3)	Parra (1-2)	none	35,002	441,996
5/4	32	MIL	W 8 6 (112)	16-16	4th	-4.5	Byrdak (1 0)	Stetter (1-1)	none	38,301	480,297
5/6	33	WSH	W 6-5	17-15	3rd	-4.5	Brocai (2-0)	Ayala (1-2)	Valverde (7)	30,335	510,332
5/7	34	WSH	W 4-3	18-16	3rd	3.5	Valverde (4-1)	Harrah (0 2)	none	30,432	541,064
5/8	35	WSH	L 3-8	18-17	3rd	3.5	Backe (2 4)	Lannan (3-3)	none	33,433	574,497
5/9	36	@LAD	W 7-1	19-17	3rd	2.5	Moehler (1-0)	Lowe (2-3)	none	52,658	
5/10	37	@LAD	W 5-0	20-17	3rd	-2.5	Sampson (2-3)	B lingsley (2-5)	none	45,212	
5/11	38	@LAD	W 8-5	21-17	3rd	-1.5	Geary (1-1)	Broxton (1-1)	Valverde (8)	40,217	
5/12	39	@SF	W 7-3	22-17	3rd	-1.5	Oswalt (4-3)	Chulk (0-1)	Valverde (9)	30,165	
5/13	40	@SF	L 2-4	22-18	3rd	-1.5	Backe (2-5)	Ca n (2-3)	Wi son (12)	30,858	
5/14	41	@SF	W 6-3	23-18	3rd	-1.5	Villarreal (1 3)	Taschner (2 1)	Valverde (10)	33,070	
5/15	42	@SF	W 8-7	24-18	2nd	-1.5	Byrdak (2-0)	Chulk (0 2)	Valverde (11)	33 771	
5/16	43	@TEX	L 8-16	24-19	2nd	2.5	Wright (3-1)	J.Wright (2 1)	none	32,117	
5/17	44	@TEX	L 2-6	24-20	3rd	2.5	Oswalt (4 4)	Padilla (6-2)	none	38,534	
5/18	45	@TEX	W 5-4	25-20	3rd	2.5	Backe (3-5)	Gabbard (1-1)	Valverde (12)	33 561	
5/19	46	CHI	L 2-7	25-21	3rd	-3.5	Moehler (1 1)	Lilly (5-4)	none	32,458	606,855
5/20	47	CHI	W 4-2	26-21	3rd	-2.5	Sampson (3-3)	Dempster (5-2)	Valverde (13)	33,339	640,294
5/21	48	CHI	W 5-3	27-21	3rd	1.5	Chacon (1-0)	Gal gaher (1-1)	Valverde (14)	33,251	673,545
5/22	49	PHI	L 5-7	27-22	3rd	2.0	Wright (3-2)	Durbin (1-1)	Lidge (12)	29,263	702,808
5/23	50	PHI	W 4-3	28-22	3rd	2.0	Backe (4-5)	Eaton (0-3)	Valverde (15)	41,152	743,960
5/24	51	PHI	W 4-3	29-22	3rd	1.0	Moehler (2-1)	Myers (2-6)	Brocai (2)	42,660*	786,620
5/25	52	PHI	L 6-15	29-23	3rd	-1.5	Nieve (0-1)	Seanez (3 3)	none	43,079*	829,699
5/27	53	@STL	W 8-2	30-23	T 2nd	1.5	Chacon (2-0)	Looper (6-4)	none	41,104	
5/28	54	@STL	L 1-6	30-24	3rd	-2.5	Rodriguez (1-1)	Walnwright (5 2)	none	41,115	
5/29	55	@STL	L 2-3	30-25	3rd	-3.5	Oswalt (6-5)	Lohse (5-2)	Franklin (4)	41,786	
5/30	56	@M L	L 1-5	30-26	3rd	-4.5	Backe (4-6)	Parra (3-2)	none	32,039	
5/31	57	@M L	L 1-4	30-27	3rd	-5.5	Moehler (2-2)	Sheets (6-1)	Torres (5)	42,913	
6/1	58	@M L	L 1 10	30-28	T-3rd	7.0	Chacon (2 1)	Bush (2-5)	none	44,613	
6/3	59	@PIT	W 2-0	31-28	T 3rd	7.0	Rodriguez (2 1)	Du matrait (2 3)	Valverde (16)	13,183	
6/4	60	@PIT	L 2-5	31-29	4th	7.0	Oswalt (4 6)	Duke (3-4)	Capps (12)	9,992	
6/5	61	@PIT	L 3-4	31-30	4th	-8.0	Backe (4-7)	Maholm (4-5)	Capps (13)	10,728	
6/6	62	STL	W 6-1	32-30	4th	-7.0	Moehler (3-2)	Looper (7-5)	none	38,596	868,295
6/7	63	STL	L 4-8	32-31	4th	7.0	Chacon (2-2)	Walnwright (6 3)	none	39,811	908,106
6/8	64	STL	L 4-5	32-32	4th	8.0	Rodriguez (2-2)	Lohse (7-2)	Franklin (6)	39,923	948,029
6/10	65	MIL	W 6-1	33-32	4th	-8.0	Oswalt (5-6)	McClellan (3-3)	none	35,058	983,087
6/11	66	MIL	L 6-10	33-33	4th	-9.0	Backe (4-8)	Parra (5-2)	none	33 806	1,016,893
6/12	67	MIL	L 6-9	33-34	T 4th	10.0	Moehler (3 3)	Sheets (7 1)	none	35,709	1,052,802
6/13	68	NYN	L 1-2	33-35	T-4th	10.0	Brocai (2 1)	Veras (1-0)	Farnsworth (1)	43 095*	1,095,697
6/14	69	NYN	L 4-8	33-36	T-4th	-11.0	Rodriguez (2-3)	Mussina (10-4)	none	43,409*	1,139,106
6/15	70	NYN	L 0-13	33-37	5th	12.0	Oswalt (5-7)	Wang (8-2)	none	43 165*	1,182,271
6/17	71	@BAL	L 5-6	33-38	5th	-12.0	Brocai (2-2)	Johnson (2-2)	Sherrill (23)	21 535	
6/18	72	@BAL	L 1-2 (10)	33-39	5th	-12.0	Valverde (4-2)	Bradford (3-2)	none	21,112	
6/19	73	@BAL	L 5-7	33-40	5th	12.0	Chacon (2 3)	Burres (6-5)	Sherrill (24)	31 480	
6/20	74	@TB	W 4-3	34-40	5th	-12.0	Oswalt (6-7)	Garza (5-4)	Valverde (17)	14,741	
6/21	75	@TB	L 3-4	34-41	6th	-13.0	Brocai (1 2-3)	Wheeler (2 3)	none	29,953	
6/22	76	@TB	W 3-2	35-41	5th	13.0	Backe (5-8)	Kazmir (6-3)	Valverde (18)	19,778	
6/24	77	TEX	W 4-3	36-41	5th	12.0	Moehler (4-3)	Nehf (0-1)	Valverde (19)	40,052	1,222,323
6/25	78	TEX	L 2-3	36-42	5th	13.0	Oswalt (6-8)	Mendoza (1 2)	Wilson (16)	32,567	1,254,890
6/26	79	TEX	W 7-2	37-42	5th	12.0	Rodriguez (3 3)	Millwood (5 4)	none	36,506	1,291,396
6/27	80	BOS	L 1-6	37-43	5th	-12.0	Hernandez (0-1)	Matsuzaka (9-1)	Papelbon (24)	42,327*	1,333,723
6/28	81	BOS	W 11-10	38-43	5th	-11.0	Brocai (3-3)	De carmen (0-2)	Va verde (20)	43,073*	1,376,795
6/29	82	BOS	W 3-2	39-43	4th	10.0	Brocai (4 3)	Aardsma (2-2)	Valverde (21)	42,066*	1,418,862
6/30	83	LAD	W 4-1	40-43	4th	10.0	Oswalt (7-8)	Stults (2-1)	Valverde (22)	28,827	1,447,689

MAY 13, 2008

SEASON IN REVIEW

2008 ASTROS DAY-BY-DAY

7/1	84	LAD	L 6-7 (11)	40-44	4th	10.0	Wright (3-3)	Park (4-2)	Saito (13)	31,914	1,479,803
7/2	85	LAD	L 1-4	40-45	5th	-11.0	Hernandez (10-2)	Kuroda (4-6)	none	34,058	1,513,661
7/3	86	LAD	L 2-5	40-46	5th	-11.0	Backe (5-9)	Billingstey (8-7)	Saito (14)	35,696	1,549,357
7/4	87	@ ATL	L 2-6	40-47	6th	-12.0	Moehler (4-4)	Hudson (9-6)	none	48,045	
7/5	88	@ ATL	W 6-1	41-47	5th	11.0	Sampson (4-3)	Reyes (3-7)	none	37,049	
7/6	89	@ ATL	L 6-7 (17)	41-48	T-5th	-12.0	Byrdak (2-1)	Ring (2-1)	none	24,169	
7/7	90	@ PIT	L 7-10	41-49	6th	12-5	Hernandez (6-3)	Bautista 2-1)	Marte (2)	13,323	
7/8	91	@ PIT	L 3-4	41-50	6th	-13.5	Brocail (4-4)	Grabow (5-8)	Marte (3)	17,867	
7/9	92	@ PIT	W 6-4	42-50	6th	-13.5	Moehler (5-4)	Burnett (0-1)	Valverde (23)	13,884	
7/11	93	@ WSH	L 0-10	42-51	6th	-14.0	Paronto (0-1)	Redding (7-3)	Shell (1)	33,653	
7/12	94	@ WSH	W 6-4	43-51	6th	-14.0	Rodriguez (4-3)	Balester (1-2)	Valverde (24)	30,682	
7/13	95	@ WSH	W 5-0	44-51	6th	-13.0	Backe (6-9)	Perez (2-7)	none	31,463	
7/15			All-Star Game, Yankee Stadium, New York, NY								
7/18	96	CHI	W 2-1	45-51	5th	12-0	Geary (2-1)	Mowry (3-3)	none	42,368*	1,591,725
7/19	97	CHI	W 4-1	46-51	5th	-11.0	Rodriguez (5-3)	Zambrano (10-4)	Valverde (25)	43,129*	1,634,854
7/20	98	CHI	L 0-9	46-52	5th	-12.0	Backe (6-10)	Dempster (11-4)	none	41,461*	1,676,315
7/21	99	PIT	L 3-9	46-53	5th	-12.0	Valverde (4-3)	Yates (4-2)	none	34,624	1,710,939
7/22	100	PIT	L 2-8	46-54	T-5th	-12.0	Cassel (1-1)	Maholm (7-6)	none	33,996	1,744,935
7/23	101	PIT	L 7-8	46-55	6th	-13.5	Geary (2-2)	Osoria (4-3)	Marte (5)	36,091	1,781,026
7/25	102	@ MIL	W 3-1	47-55	6th	-12.5	Rodriguez (6-3)	Papa (9-3)	Valverde (26)	41,357	
7/26	103	@ MIL	L 4-6	47-56	6th	-12.5	Brocail (4-5)	Grabow (4-2)	Torres (20)	43,489	
7/27	104	@ MIL	W 11-6	48-56	5th	-12.5	Sampson (5-3)	Suppan (5-7)	none	41,565	
7/28	105	CIN	W 5-4	49-56	T-4th	-12.5	Oswalt (8-8)	Cuelo (7-10)	Valverde (27)	31,783	1,812,809
7/29	106	CIN	W 6-2	50-56	4th	12-5	Moehler (6-4)	Arroyo (9-8)	Wright (1)	34,075	1,846,824
7/30	107	CIN	L 5-9	50-57	T-4th	-13.0	Volquez (13-4)	Volquez (13-4)	none	30,272	1,877,096
8/1	108	NYM	W 7-3	51-57	4th	13-0	Brocail (5-5)	Heilman (1-5)	none	41,083*	1,918,179
8/2	109	NYM	W 5-4 (10)	52-57	4th	13-0	Valverde (5-3)	Heilman (1-6)	none	39,152	1,957,331
8/3	110	NYM	W 4-0	53-57	4th	13-0	Wolf (7-10)	Perez (7-7)	none	38,602	1,995,993
8/4	111	@ CH	W 2-0	54-57	4th	12-0	Moehler 7-4	Dempster (12-5)	Hawkins (1)	40,867	
8/5	112	@ CH	L 7-11	54-58	4th	-13.0	Sampson (5-4)	Mowry (4-4)	none	40,416	
8/6	113	@ CH	L 4-11	54-59	4th	-14.0	Backe (6-11)	Marquis (7-7)	none	41,107	
8/7	114	@ CIN	W 7-4	55-59	4th	-13.5	Oswalt (9-8)	Fogg (2-4)	none	27,378	
8/8	115	@ CIN	W 9-5 (10)	56-59	4th	-13.5	Sampson (6-4)	Cordero (4-4)	none	25,652	
8/9	116	@ CIN	W 3-1	57-59	4th	12-5	Moehler (8-4)	Arroyo (10-9)	Valverde (28)	26,044	
8/10	117	@ CIN	W 11-4	58-59	4th	12-5	Rodriguez (7-4)	Harang (1-2)	none	30,789	
8/11	118	SF	W 3-1	59-59	4th	12-0	Backe (7-11)	Sanchez (8-9)	Valverde (29)	28,220	2,024,153
8/12	119	SF	W 12-4	60-59	4th	11-5	Oswalt (10-8)	Waiver (4-7)	none	29,451	2,053,604
8/13	120	SF	W 6-2	61-59	4th	12-0	Wolf (8-10)	Zito (6-5)	none	30,330	2,083,934
8/14	121	SF	W 7-4	62-59	4th	12-0	Hawkins (1-0)	Yabu (3-5)	Valverde (30)	33,612	2,117,546
8/15	122	ARI	L 2-12	62-60	4th	-13.0	Rodriguez (7-5)	Webb (18-4)	none	35,035	2,153,581
8/16	123	ARI	L 7-12	62-61	4th	-13.0	Backe (7-12)	Pett (2-3)	none	39,501	2,193,082
8/17	124	ARI	W 3-0	63-61	4th	13-0	Oswalt (11-8)	Johnson (10-9)	Valverde (31)	42,619*	2,235,701
8/18	125	@ MIL	L 1-9	63-62	4th	13-5	Wolf (8-11)	Sabath (8-0)	none	41,991	
8/19	126	@ MIL	W 5-2	64-62	4th	13-5	Moehler (9-4)	Sheets (11-7)	Valverde (32)	41,622	
8/20	127	@ MIL	L 2-5	64-63	4th	-14.0	Rodriguez (7-6)	Papa (10-6)	Torres (24)	41,419	
8/22	128	@ NYM	L 0-3	64-64	4th	-14.0	OSWALT (11-9)	Santana 12-7)	Ayala (1)	52,008	
8/23	129	@ NYM	W 8-3	65-64	4th	14-0	Backe (8-12)	Maier (10-8)	none	51,786	
8/24	130	@ NYM	W 6-4 (10)	66-64	4th	-14.0	Hawkins (2-0)	Feliciano (2-4)	Valverde (33)	49,758	
8/25	131	@ NYM	L 1-9	66-65	4th	15-0	Moehler (9-5)	PELFREY (13-8)	none	49,791	
8/26	132	CIN	L 1-2	66-66	4th	16-0	Geary (2-3)	ARROYO (12-10)	none	30,395	2,266,096
8/27	133	CIN	W 4-1	67-66	4th	-16.0	Oswalt (12-9)	Fogg (2-7)	Valverde (34)	30,741	2,295,837
8/28	134	CIN	W 3-2	68-66	4th	-16.0	Backe (9-12)	Harang (4-14)	Valverde (35)	30,028	2,326,865
8/29	135	STL	W 3-2	69-66	4th	-16.0	Brocail (6-5)	Springer (2-1)	none	33,347	2,360,212
8/30	136	STL	W 8-5	70-66	4th	15-0	Moehler (10-5)	Looper (12-11)	Valverde (36)	37,569	2,397,781
8/31	137	STL	W 3-0	71-66	4th	-14.0	Rodriguez (8-6)	Wellemeier (11-6)	Valverde (37)	35,638	2,433,419
9/1	138	@ CHI	W 3-0	72-66	4th	-13.0	Oswalt (13-9)	Marquis (9-8)	Valverde (38)	40,670	
9/2	139	@ CHI	W 9-7 (12)	73-66	4th	-12.0	Wright (4-3)	Wood (4-3)	Valverde (39)	39,846	
9/3	140	@ CHI	W 4-0	74-66	4th	-11.0	WOLF (9-11)	Dempster (15-6)	none	40,163	
9/5	141	@ COL	L 3-5	74-67	4th	11-0	Moehler (10-6)	Jimenez (10-12)	Fuentes (27)	26,163	
9/6	142	@ COL	W 2-0	75-67	4th	-11.0	OSWALT (14-9)	Frantz (3-3)	none	32,352	
9/7	143	@ COL	W 7-5	76-67	4th	-10.0	Brocail (7-5)	Buchholz (6-5)	Valverde (40)	30,509	
9/8	144	PIT	W 3-2	77-67	4th	9-5	Arias (1-0)	Snell (6-11)	Valverde (41)	26,562	2,458,945
9/9	145	PIT	W 9-3	78-67	4th	-8-5	Wolf (10-11)	Ohlendorf (0-1)	none	30,034	2,489,979
9/10	146	PIT	W 7-4	79-67	3rd	-8-5	Moehler (11-6)	Bautista (4-3)	Valverde (42)	26,859	2,516,838
9/11	147	PIT	W 6-0	80-67	3rd	8-5	OSWALT (15-9)	Duke (5-14)	none	31,101	2,547,939
9/12 AND 9-13 vs. CHICAGO WERE POSTPONED BECAUSE OF HURRICANE KE AND MOVED TO MILLER PARK IN MILWAUKEE (SEPT. 14-15)											
9/14	148	CHI	L 0-5	80-68	3rd	9-5	Wolf (10-12)	ZAMBRANO (14-5)	none	23,441	2,571,380
9/15	149	CHI	L 1-6	80-69	3rd	10-5	Moehler (11-7)	Lilly (15-9)	none	15,158	2,586,538
9/16	150	@ F.A	L 1-5	80-70	3rd	11-5	Oswalt (15-10)	Valstad 5-3)	none	12,232	
9/17	151	@ FLA	L 2-14	80-71	3rd	11-5	Backe (9-13)	Nolasco (15-7)	none	14,124	
9/18	152	@ FLA	L 1-8	80-72	3rd	-12-5	Arias (1-1)	Olsen (8-10)	none	14,219	
9/19	153	@ PIT	W 5-1	81-72	3rd	11-5	Wolf (11-12)	Snell (6-12)	none	26,301	
9/20	154	@ PIT	L 4-6	81-73	3rd	-12.5	Moehler (11-8)	Davis (2-4)	Capps (20)	36,621	
9/21	155	@ PIT	W 6-2	82-73	3rd	-13.0	Oswalt (16-10)	Ohlendorf (0-3)	none	20,311	
9/23	156	CIN	L 1-2	82-74	3rd	-13.0	Rodriguez (8-7)	Volquez (17-6)	Cordero (34)	27,561	2,614,099
9/24	157	CIN	W 5-0	83-74	3rd	-13.0	Wolf (12-12)	Ramirez (1-1)	none	26,103	2,640,202
9/25	158	CIN	W 8-6	84-74	3rd	12-0	Oswalt (17-10)	Cuelo (9-14)	Valverde (43)	31,204	2,671,406
9/26	159	ATL	W 5-4	85-74	3rd	-11-0	Valverde (6-3)	Tavarez 1-4	none	33,477	2,704,883
9/27	160	ATL	L 5-11	85-75	3rd	12-0	Backe (9-14)	Nunez 1-2)	none	37,491	2,742,324
9/28	161	ATL	W 3-1	86-75	3rd	-11-0	Rodriguez (9-7)	Hampton (3-4)	Valverde (44)	37,113	2,775,487
9/29	162	CHI	THE GAME WAS NOT PLAYED BECAUSE PLAYOFF IMPLICATIONS DID NOT EXIST								

SEASON IN REVIEW



2008 ASTROS HITTING STATISTICS

BATTER	AVG	G	AB	R	H	TB	2B	3B	HR	RBI	SH	SF	HP	BB	IBB	SO	SB	CS	DP	E	SLG	OBP
Abercrombie,R	.309	34	55	10	17	28	5	0	2	5	1	1	2	1	0	23	5	2	0	0	.509	.339
Ausmus,B	.218	81	216	15	47	64	8	0	3	24	6	1	2	25	3	41	0	2	4	3	.296	.303
Berkman,L	.312	159	554	114	173	314	46	4	29	106	0	5	7	99	18	108	18	4	13	5	.567	.420
RiGHT	.276		156		43	70	6	0	7	27	0	2	2	18	1	29			4		.449	.354
LEFT	.327		398		130	244	40	4	22	79	0	3	5	81	17	79			9		.613	.444
Bum.G	.240	114	325	36	78	136	14	1	14	53	0	7	3	21	2	54	1	2	5	4	.418	.287
RiGHT	.229		48		11	14	3	0	0	8	0	3	2	6	1	10			2		.292	.322
LEFT	.242		277		67	122	11	1	14	45	0	4	1	15	1	44			3		.440	.279
Bourn,M	.229	138	467	57	107	140	10	4	5	29	7	1	2	37	0	111	41	10	3	5	.300	.288
Castillo,J	.246	127	426	46	105	160	29	4	6	37	0	1	1	27	1	81	2	2	16	16	.376	.292
HOU	.281	15	32	4	9	10	1	0	0	2	0	1	0	2	0	10	0	0	0	0	.313	.314
Cruz Jr,J	.122	38	49	6	8	7	1	0	0	1	0	0	0	11	0	9	0	0	0	0	.143	.283
RiGHT	.150		20		3	4	1	0	0	0	0	0	0	3	0	3			0		.200	.320
LEFT	.103		29		3	3	0	0	1	0	0	0	0	8	0	6			0		.103	.287
Erstad,D	.276	140	322	49	89	117	16	0	4	31	2	2	2	14	3	68	2	3	3	0	.363	.309
House,J	.000	3	3	0	0	0	0	0	0	0	0	0	0	0	0	1	0	0	0	0	.000	.000
Lee,C	.314	115	436	61	137	248	27	0	28	100	0	5	3	37	7	49	4	1	8	1	.569	.368
Loretta,M	.280	101	261	27	73	100	15	0	4	38	0	5	2	29	1	30	0	0	9	4	.383	.350
Matsu,K	.293	96	375	58	110	160	26	3	6	33	7	3	0	37	0	53	20	5	3	12	.427	.354
RiGHT	.291		103		30	42	5	2	1	7	3	1	0	9	0	16			0		.408	.345
LEFT	.294		272		80	118	21	1	5	26	4	2	0	28	0	37			3		.434	.358
Maysonet,E	.143	7	7	0	1	1	0	0	0	0	0	0	0	0	0	2	0	0	0	1	.143	.143
Newhan,D	.260	64	104	11	27	42	5	2	2	12	0	1	0	6	0	28	1	0	3	1	.404	.297
Pence,H	.269	157	595	78	160	277	34	4	25	83	0	3	4	40	2	124	11	10	14	1	.466	.318
Perez,T	.200	8	10	0	2	2	0	0	0	0	0	0	0	0	0	2	0	0	0	0	.200	.200
RiGHT	.000		1		0	0	0	0	0	0	0	0	0	0	0	0			0		.000	.000
LEFT	.222		9		2	2	0	0	0	0	0	0	0	0	0	2			0		.222	.222
Quintero,H	.126	59	168	16	38	50	6	0	2	12	5	0	4	6	0	34	0	0	5	1	.298	.270
Saccomanno,M	.200	10	10	1	2	6	1	0	1	2	0	0	0	0	0	3	0	0	0	0	.600	.200
Sampson,C	.136	54	22	0	3	3	0	0	0	0	3	0	0	1	0	9	0	0	1	1	.136	.174
Tajeda,M	.183	158	632	92	179	262	38	3	13	66	1	3	6	24	4	72	7	7	32	11	.415	.314
Towles,J	.137	54	146	10	20	37	5	0	4	16	3	0	6	16	1	40	0	0	3	2	.233	.250
Wigginton,T	.285	111	386	50	110	203	22	1	23	58	0	3	8	32	1	69	4	6	9	6	.526	.350
PITCHERS	.158	161	298	17	47	57	4	0	2	12	25	0	1	12	0	120	0	0	2	10	.191	.193
HOUSTON	.263	161	5451	712	1432	2261	284	22	167	684	57	41	53	449	42	1051	114	52	116	67	.415	.323
OPPONENTS	.264	161	5497	743	1453	2419	309	33	197	729	46	48	50	492	53	1095	47	21	120	87	.440	.328

2008 ASTROS PITCHING STATISTICS

PITCHER	W	L	ERA	G	GS	CG	SHO	SV	IP	AB	H	R	ER	HR	HB	BB-I	SO	WP	AVG
Anas,A	1	1	6.75	3	2	0	0	0	8.0	32	11	6	6	0	1	6	8	0	.344
SEASON	1	1	4.15	15	2	0	0	0	21.2	83	23	10	10	1	2	10	13	1	.277
Backe,B	9	14	6.05	31	31	0	0	0	166.2	669	202	114	112	36	4	77	127	2	.302
Borkowski,D	0	2	7.50	26	0	0	0	0	36.0	155	54	30	30	9	1	14	24	0	.348
Brocail,D	7	5	3.93	72	0	0	0	2	68.2	260	63	30	30	8	3	21	64	1	.242
Byrbak,T	2	1	3.90	59	0	0	0	0	55.1	203	45	24	24	10	2	29	47	0	.222
Cassel,J	1	1	5.64	9	3	0	0	0	30.1	122	38	21	19	5	1	8	14	2	.311
Chacon,S	2	3	5.04	15	15	0	0	0	85.2	326	88	52	46	16	2	41	53	2	.270
Geary,C	2	3	2.53	55	0	0	0	0	64.0	228	45	18	18	3	2	28	45	0	.197
Hawkins,L	2	0	0.43	24	0	0	0	1	21.0	73	11	3	1	0	0	5	25	1	.151
SEASON	3	1	3.92	57	0	0	0	1	62.0	226	53	29	27	3	0	22	48	3	.235
Hernandez,Ru	0	3	8.38	4	4	0	0	0	19.1	86	32	19	18	4	0	11	15	0	.372
Moehler,B	11	8	4.56	31	26	0	0	0	150.0	595	166	79	76	20	4	36	82	3	.279
Nieve,F	0	1	8.44	11	0	0	0	0	10.2	47	17	10	10	2	0	2	12	0	.362
Oswalt,R	17	10	3.54	32	32	3	2	0	208.2	788	199	89	82	23	10	47	165	1	.253
Parronto,C	0	1	4.35	6	0	0	0	0	10.1	38	11	5	5	2	0	2	4	0	.289
Rodriguez,W	9	7	3.54	25	25	0	0	0	137.1	531	136	65	54	14	5	44	131	2	.256
Sampson,C	6	4	4.22	54	11	0	0	0	117.1	444	118	60	55	8	3	23	61	0	.266
Vaiverde,J	6	3	3.18	74	0	0	0	44	72.0	276	62	28	27	10	2	23	83	3	.225
Villarreal,O	1	3	5.02	35	0	0	0	0	37.2	147	42	25	21	12	2	17	21	2	.286
Walt,R	6	2	3.57	2	12	1	1	0	70.2	267	68	31	28	7	4	24	57	1	.255
SEASON	12	12	4.30	33	33	1	1	0	190.1	726	191	100	91	21	12	71	162	3	.263
Wright,W	4	3	5.01	71	0	0	0	1	55.2	210	45	34	31	8	4	34	57	2	.214
HOUSTON	86	75	4.36	161	161	4	13	48	1425.1	5497	1453	743	691	197	50	492	1095	22	.264
OPPONENTS	75	86	4.16	161	161	5	6	34	1422	1432	712	658	167	52	449	42	1051	45	.263

SEASON IN REVIEW

2008 WON-LOSS BREAKDOWNS

	HOME		ROAD		TOTALS	
	W	L	W	L	W	L
vs. Atlanta	2	1	1	2	3	3
vs. Florida	2	1	0	3	2	4
vs. New York	3	0	2	2	5	2
vs. Philadelphia	2	2	1	2	3	4
vs. Washington	2	1	2	1	4	2
Totals vs. East	11	5	6	10	17	15

	W	L	W	L	W	L
	vs. Chicago	4	4	5	4	9
vs. Cincinnati	6	3	6	0	12	3
vs. Milwaukee	4	2	3	6	7	8
vs. Pittsburgh	4	3	4	5	8	8
vs. St. Louis	5	4	2	4	7	8
Totals vs. Central	23	16	20	19	43	35

	W	L	W	L	W	L
	vs. Arizona	1	2	1	2	2
vs. Colorado	1	2	2	1	3	3
vs. Los Angeles	1	3	3	0	4	3
vs. San Diego	2	0	1	3	3	3
vs. San Francisco	4	0	3	1	7	1
Totals vs. West	9	7	10	7	19	14

	W	L	W	L	W	L
	vs. Baltimore	0	0	0	3	0
vs. Boston	2	1	0	0	2	1
vs. New York	0	3	0	0	0	3
vs. Tampa Bay	0	0	2	1	2	1
vs. Texas	2	1	1	2	3	3
Totals vs. A.L.	4	5	3	6	7	11

Totals vs. N.L.	43	28	36	36	79	64
Overall Totals	47	33	39	42	86	75

2008 MISCELLANEOUS WON-LOSS

	HOME		ROAD		TOTALS	
	W	L	W	L	W	L
SHUTOUTS	6	3	7	3	13	6
SHO - INDIVIDUAL	1	1	2	0	3	1
EXTRA INNINGS	2	1	3	2	5	3
ONE-RUN DECISIONS	14	8	7	13	21	21
TWO-RUN DECISIONS	8	3	12	7	20	10
VS. LH STARTERS	14	8	12	12	26	20
VS. RH STARTERS	33	25	27	30	60	55
GRASS FIELDS	47	33	37	41	84	74
ARTIFICIAL FIELDS	0	0	2	1	2	1
DAY GAMES	10	8	13	12	23	20
NIGHT GAMES	37	25	26	30	63	55

	WON	LOST	SPLIT
	Doubleheaders (Home)	0	0
(Road)	0	0	0

	W	L
Starters	60	52
Relievers	26	23
Longest Streaks	8	8

	W-L	PCT.	GB
Astros: 1st half	44-51	.463	-13.0
Astros: 2nd half	42-24	.636	+2.0

2008 ATTENDANCE

	TOTAL	AVG
HOME	2,779,487	34,744
ROAD	2,607,999	32,198

HOUSTON BY MONTH

	WON	LOST	PCT.
April	13	16	.448
May	17	11	.607
June	10	16	.385
July	10	14	.417
August	21	9	.700
September	15	9	.625

HOUSTON BY DAY

	WON	LOST	PCT.
Monday	9	8	.529
Tuesday	13	12	.520
Wednesday	12	12	.500
Thursday	7	11	.389
Friday	15	11	.577
Saturday	13	12	.520
Sunday	17	9	.654

HOUSTON MISCELLANEOUS

	HOU	OPP
Double Plays Grounded Into	116	142
Triple Plays	0	0
Left On Base	1073	1106
Grand Slam HR	6	4
Home Runs-home	92	102
Home Runs-road	75	95

HOUSTON LAST HOME RUNS

Player	Date	Opponent/Pitcher	AB Since	Rec.*
Abercrombie	8-8/08	@Milwaukee/Suozzathra	34	0-3
Ausmus	9/28/08	Atlanta/Hampton	1	3-0
Berkman	9/24/08	Cincinnati/R. Ramirez	15	22-6
Burn	9/2/08	@Chicago/Wood	57	11-2
Bourn	8/10/08	@Cincinnati/Harang	99	4-1
Castillo	6/25/08	@Cleveland/Sowers	156	5-1
Erdas	9/26/08	Atlanta/Tavarez	1	3-1
Loretta	8/01/08	New York N.L./Heilman	76	2-2
Matsui	9/23/08	Cincinnati/Voiquez	20	3-3
Maysonet		No MLB Home Runs		
Newhan	8/29/08	St. Louis/Lohse	30	2-0
Pence	9/27/08	Atlanta/Parr	5	15-7
Quintero	8/28/08	Cincinnati/Harang	41	2-0
Saccomanno	9/8/08	Pittsburgh/Snell	14	1-0
Tejada	9/10/08	Pittsburgh/Bautista	53	7-6
Towles	4/19/08	Colorado/Conk	112	3-1
Wigginton	9/26/08	Atlanta/Campillo	7	13-9

* Team record when hitting a home run

ASTROS EJECTIONS

Date	Personnel	Umpire
4/19	Cooper arguing a catch in center field	Reed
5/16	Cooper arguing play at home plate	Hernandez
5/18	Cooper arguing play at 2nd base	Compos
6/11	Ausmus arguing a checked swing	Compos
8/11	Cooper arguing play at 1st base	Compos
7/3	Brocail arguing Balls and Strikes	Timmons
8/30	Cooper arguing a catch in center field	Winters

SEASON IN REVIEW



2008 HIGHS AND LOWS

GENERAL

Longest Winning Streak	8 (2x), last, 8/27-9/3
Longest Winning Streak, Home	9, 8/27-9/11
Longest Winning Streak, Road	4 (2x), last, 8/7-10
Most Consecutive Wins	8, 6/11-19
Most Consecutive Losses, Home	5, 6/11-15
Most Consecutive Losses, Road	5 (2x), last, 6/4-19
Longest Game, Time	5:35, 7/6 at ATL
Shortest Game, Time	2:05, 5/29 at STL
Longest Game, Innings	17, 7/6 at ATL
Best Homestand, Percentage	833, 5-1 (3x), last, 8/26-31
Worst Homestand, Percentage	222, 2-7, 6/6-15
Best Road Trip, Percentage	833, 5-1, 9/1-7
Worst Road Trip, Percentage	222, 2-7, 5/27-6/5
Most Runners Left on Base	14 (2x), last, 7/9 at PIT
Double Plays Turned	4 (3x), last, 9/2 at CHI
Opponent Double Plays Turned	5, 8/30 vs. STL
Most Errors	5, 5/16 at TEX
Largest Margin of Victory	9, 13-4, 8/10 at CIN
Largest Margin of Defeat	13, 0-13, 6/15 vs. NYY
Biggest Comeback to Win	6, 0-6, 8/7F, 5/15 at SF
Most Games Over 500	13, 80-67, 9/12
Most Games Under 500	9 (4x), last, 47-56, 7/26
Biggest Lead Lost to Lose	4, 6-2, 7-8F, 4/30 at ARI
Highest Attendance, Home	43,483, 4/7 vs. STL
Highest Attendance, Road	52,658, 5/9 at LAD

TEAM BATTING

Most Runs, Game	13, 8/10 at CIN
Fewest Runs, Game	0, (6x), last, 9/14 vs. CHI
Most Runs, Inning	8, 7th inn., 8/12 vs. SF
Most Hits, Game	16 (3x), last, 9/25 vs. CIN
Most Hits, Inning	7 (2x), 8th inn., 5/11 at LAD
Fewest Hits, Game	0, 9/14 vs. CHI
Most Doubles, Game	5 (5x), last, 8/10 at CIN
Most Triples, Game	1 (22x), last, 9/9 vs. PIT
Most Homers, Game	5, 5/2 vs. MIL
Most Consecutive Games, Homer	8 (2x), last, 8/5-12
Most Consecutive Games, No Homer	4 (3x), last, 9/18-21
Most Extra-Base Hits, Game	8 (2x), last, 8/30 vs. STL
Fewest Extra-Base Hits, Game	0 (11x), last, 9/15 vs. CHI
Most Total Bases, Game	30, 8/30 vs. STL
Most Walks, Game	10, 7/8 at PIT
Fewest Walks, Game	0 (11x), last, 8/31 vs. STL
Most Strikeouts, Game	15, 8/8 at CIN
Fewest Strikeouts, Game	1 (2x), last, 6/24 vs. TEX
Most Stolen Bases, Game	4 (4x), last, 9/7 at COL
Most Opponent Stolen Bases, Game	2 (6x), last, 8/30 vs. STL
Longest Scoreless Inning Streak	19.0, 6th on 9/11-7th on 9/15

INDIVIDUAL BATTING

Most At-Bats, Game	8 (3x), Loretta/Lee/Wigginton, 7/6 at ATL
Most Runs, Game	4, Berkman, 5/6 vs. WSH
Most Hits, Game	5 (2x), last, Pence, 5/27 at STL
Most Consecutive Hits	8, Berkman, 5/4 (12th) 5/7 (4th)
Most Doubles, Game	3, Loretta, 7/5 at ATL
Most Triples, Game	1 (22x), last, Blum, 9/9 vs. PIT
Most Home Runs, Game	2 (7x), last, Pence, 9/17 at FLA
Most RBI, Game	5, Berkman, 6/10 vs. MIL
Most Walks, Game	4, Berkman, 7/8 at PIT
Most Strikeouts, Game	3 (27x), last, Pence, 9/23 vs. CIN
Most Stolen Bases, Game	2 (12x), last, Bourne, 9/21 at PIT
Longest Hitting Streak	17, Berkman, 4/30-5/18

TEAM PITCHING

Fewest Runs, Game	0 (13x), last, 9/24 vs. CIN
Most Runs, Game	16, 5/16 at TEX
Fewest Hits, Game	1, 9/6 at COL
Most Hits, Game	18 (3x), last, 9/27 vs. ATL
Fewest Walks, Game	0 (14x), last, 9/21 at PIT
Most Walks, Game	11, last, 7/6 at ATL
Most Strikeouts, Game	18, last, 7/6 at ATL
Most Strikeouts, Inning	3 (26x), 7th, 9/27 vs. ATL
Longest Scoreless Inning Streak	23.1, 4th on 8/2-8th on 8/4

INDIVIDUAL PITCHING

Longest Winning Streak	5, Oswalt, 6/30-8/17; Moehler, 7/9-8/19
Longest Losing Streak	3 (6x), last, Hernandez, 6/27-current
Most Innings Pitched, Starter	9.0 (3x), last, Oswalt, 9/11 vs. PIT
Most Innings Pitched, Relief	4.0 (2x), last, Cassel, 9/7 at COL
Fewest Hits, Complete Game	1, Oswalt, 9/6 at COL
Fewest Walks, Complete Game	0 (2x), last, Oswalt, 9/11 vs. PIT
Most Walks, Game	6 (3x), last, Rodriguez, 8/11 vs. ARI
Most Strikeouts, Game	10 (4x), last, Oswalt, 9/16 at FLA
Most Strikeouts, Inning	3 (24x), last, 7th, Nieve, 9/27 vs. ATL
Most Hit By Pitch, Game	2 (2x), last, Oswalt, 6/30 vs. LAD
Longest Scoreless Inning Streak	#32.1, Oswalt, 8/27-9/11

→ ties club record # sets club record

ASTROS HOME RUNS

Multi HR Games	Season	Career
Abercrombie	0	0
Ausmus	0	1
Berkman	1	23
Blum	1	5
Bourne	0	0
Castillo	0	1
Erstad	0	7
Loretta	0	0
Matsui	0	1
Maysonek	0	0
Newhan	0	0
Pence	3	4
Quintero	0	0
Saccomanno	0	0
Tejada	0	12
Towles	0	0
Wigginton	2	8

2008 Grand Slams (6)

Player	Date	Opp./Pitcher(s)
Pence	5/20	CHI/Dempster
Wigginton	7/6	@ATL/Morton
Lee	7/29	CIN/Arroyo
Loretta	8/1	NYM/Heilmann
Berkman	8/12	SF/Taschner
Tejada	9/10	PIT/Bautista

2008 Opponent Grand Slams (4)

Player	Date	Opp./Pitcher(s)
Dunn	7/28	CIN/Oswalt
DeRosa	8/6	CHI/Backe
Montero	8/16	ARI/Backe
Young	8/16	ARI/Backe

2008 Back-to-Back Home Run Combos (6)

Player	Date	Opp./Pitcher(s)
Blum/Wigginton	4/2	SD/Maddux
Berkman/Lee	4/7	STL/Wellemeyer
Tejada/Berkman*	5/2	MIL/Villanueva
Berkman/Lee*	5/2	MIL/Villanueva
Backe/Bourne	5/3	MIL/Parra
Berkman/Blum	8/10	@CIN/Harang

* Three Consecutive Home Runs

2008 Pinch-Hit Home Runs (7)

Player	Date	Opp./Pitcher(s)
Erstad	5/15	@SF/Walker
Loretta	6/12	MIL/Mota
Abercrombie	6/27	BOS/Okajima
Wigginton	7/30	CIN/Volquez
Loretta	8/1	NYM/Heilmann
Abercrombie	8/18	@MIL/Sabatina
Saccomanno	9/8	PIT/Snell

2008 Walk-Off Home Runs (4)

Player	Date	Opp./Pitcher(s)
Tejada	4/7	STL/McClellan
Pence	5/4	MIL/Stetter
Berkman	8/29	STL/Springer
Erstad	9/26	ATL/Tavarez

SEASON IN REVIEW

2006 ASTROS BATTING LEADERS

Batting Average	Berkman	312	Walks	Berkman	99
Games	Berkman	159	Intentional Walks	Berkman	18
At Bats	Tejada	632	Strikeouts	Pence	124
Runs	Berkman	114	Stolen Bases	Bourn	41
Hits	Tejada	179	Caught Stealing	Bourn, Pence	10
Total Bases	Berkman	314	Grounded Into DP	Tejada	32
Doubles	Berkman	46	Errors	Matsui	12
Triples	Berkman, Bourn, Pence	4	Slugging Percentage	Berkman	567
Home Runs	Berkman	29	On-Base Percentage	Berkman	420
Runs Batted In	Berkman	106	Pinch Hit At-Bats	Erstad	49
Sacrifice Hits	Bourn, Matsui	7	Pinch Hits	Erstad, Loretta	11
Sacrifice Flies	Blum	7	Pinch-Hit HR.	Abercrombie, Loretta	2
Hit by Pitches	Wigginton	8	Pinch-Hit RBI	Loretta	12

RUNS BY INNING

	1	2	3	4	5	6	7	8	9	X	TOTAL
ASTROS	110	65	92	74	97	73	69	84	38	11	712
OPPONENTS	137	74	98	87	64	75	75	67	63	3	743

2006 STARTING LINEUPS: BATTING ORDER

- 1: Bourn 70, Matsui 40, Erstad 26, Pence 18, Wigginton 5, Abercrombie 2
- 2: Matsui 54, Loretta 29, Bourn 19, Tejada 16, Pence 15, Erstad 13, Wigginton 13, Newhan 2
- 3: Tejada 102, Berkman 53, Pence 3, Erstad 2, Wigginton 1
- 4: Berkman 103, Lee 54, Wigginton 2, Blum 1, Pence 1
- 5: Lee 60, Blum 42, Tejada 36, Pence 11, Loretta 7, Wigginton 3, Erstad 2
- 6: Pence 83, Blum 34, Wigginton 29, Castillo 5, Loretta 4, Erstad 3, Cruz 2, Newhan 1
- 7: Wigginton 48, Pence 23, Bourn 20, Loretta 18, Erstad 17, Newhan 16, Abercrombie 9, Cruz 5, Castillo 3, Blum 1, Perez 1
- 8: Ausmus 59, Quintero 48, Towles 45, Wigginton 4, Bourn 2, Abercrombie 1, Erstad 1, Loretta 1
- 9: Quintero 4, Ausmus 3, Towles 2

STARTS BY POSITION

- C: Ausmus 62, Quintero 52, Towles 47
 1B: Berkman 151, Erstad 6, Loretta 2, Blum 2
 2B: Matsui 94, Loretta 41, Newhan 19, Blum 5, Castillo 1, Perez 1
 SS: Tejada 154, Loretta 4, Blum 3
 3B: Wigginton 74, Blum 68, Loretta 12, Castillo 7
 LF: Lee 110, Wigginton 31, Erstad 17, Abercrombie 2, Cruz 1
 CF: Bourn 111, Erstad 35, Abercrombie 10, Cruz 5
 RF: Pence 154, Erstad 6, Cruz 1
 DH: Berkman 5, Lee 4

LAST AT-BAT WINS

No.-Date-Opp.	Score	Game-Winning Play
1: 4-2 @SD	9-6	Berkman three-run home run in top 9th
2: 4/7-STL	5-3	Tejada walk-off home run (Walk-off win #1)
3: 4/20-COL	6-4	Scored 3 in bottom 8th
4: 4/22-SD	11-7	Scored 4 in bottom 8th
5: 4/25 @STL	3-2	Lee one-run home run in top 9th
6: 5/4-MIL	8-6, 12	Pence walk-off home run (Walk-off win #2)
7: 5/6-WSH	6-5	Lee two-RBI double in bottom 8th
8: 5/7-WSH	4-3	Lee walk-off RBI single (Walk-off win #3)
9: 5/8 @SF	8-7	Berkman solo HR in top 9th
10: 6/28-BOS	11-10	Berkman two-RBI double in bottom 8th
11: 6/29-BOS	3-2	Castillo pinch-hit RBI single in bottom 8th
12: 7/18-CHI	12-7	Pence walk-off RBI double (Walk-off win #4)
13: 8/1-NYM	7-3	Loretta pinch-hit grand slam in bottom 8th
14: 8/2-NYM	5-4, 10	Erstad walk-off sacrifice fly (Walk-off win #5)
15: 8/8-CIN	9-5, 10	Lee two-RBI double in top of 10th
16: 8/24-NYM	6-4, 10	Ausmus solo home run in top of 10th
17: 8/29-STL	3-2	Berkman walk-off home run (Walk-off win #6)
18: 9/2-CHI	0-7, 11	Blum 2-run HR in top 11th
19: 9/26-ATL	5-4	Erstad walk-off home run (Walk-off win #7)

MULTI-HIT GAMES

Player	2H	3H	4H	5H	Total	Career High
Abercrombie	2	2	0	0	4	3 (5x) 9/10/08 vs. PIT
Ausmus	6	2	1	0	9	4 (10x) 7/27/08 @ MIL
Berkman	31	12	1	1	45	5 5/6/08 vs. WSH
Blum	18	1	0	0	19	5 4/19/03 @ MIL
Bourn	26	5	0	0	31	4 7/27/07 vs. PIT
Castillo*	25	4	1	0	30	4 (4x) 5/10/08 vs. PHI
Erstad	16	4	1	0	21	5 (2x) 8/27/02 vs. TB
Loretta	4	6	1	0	11	5 (4x) 5/11/05 @ CIN
Matsui	24	6	1	0	31	5 7/3/07 vs. NYM
Maysonet	0	0	0	0	0	1 9/17/08 @ FLA
Newhan	4	1	0	0	5	4 (5x) 8/15/04 @ TOR
Pence	28	7	1	1	38	5 - 5/27/08 @ STL
Quintero	9	0	0	0	9	3 - 6/28/04 @ ARI
Saccomanno	0	0	0	0	0	1 - 9/8/08 vs. PIT
Tejada	31	10	3	0	44	5 (2x) - 7/9/05 vs. BOS
Towles	0	0	0	0	0	4 9/20/07 @ STL
Wigginton	21	6	0	0	27	5 - 5/10/04 @ ARI

*-with Houston and San Francisco

MULTI-RBI GAMES

Player	2	3	4	5	Total	Career High
Abercrombie	0	0	0	0	0	2 (7x) 5/18/07 @ TB
Ausmus	6	0	0	0	6	5 (4x) 7/31/04 @ CIN
Berkman	11	7	4	1	23	6 (2x) - 5/17/03 vs. ATL
Blum	4	6	1	0	11	5 (2x) 7/30/02 @ NYM
Bourn	3	0	2	0	5	4 (2x) 9/25/08 vs. CIN
Castillo*	5	2	0	0	7	6 5/30/05 vs. MIL
Erstad	3	2	0	0	5	5 (4x) 6/7/05 vs. SF
Loretta	2	1	2	0	5	5 8/6/04 vs. PIT
Matsui	5	2	0	0	7	5 7/2/04 vs. NYM
Maysonet	0	0	0	0	0	No MLB RBI
Newhan	4	0	0	0	4	5 5/30/05 @ BOS
Pence	13	6	1	0	20	5 - 8/3/07 @ CHI
Quintero	2	0	0	0	2	4 - 7/18/05 @ PIT
Saccomanno	0	0	0	0	0	1 - 9/8/08 vs. PIT
Tejada	11	2	1	0	14	8 - 6/30/01 @ TEX
Towles	2	1	0	0	3	8 - 9/20/07 @ STL
Wigginton	8	4	1	0	13	4 (6x) - 7/6/08 @ ATL

*-with Houston and San Francisco

SEASON IN REVIEW



2008 ASTROS PITCHING LEADERS

Wins	Oswalt	17
Losses	Backe	14
Earned Run Average	Oswalt	3.54
Games	Valverde	74
Games Started	Oswalt	32
Complete Games	Oswalt	3
Shutouts	Oswalt	2
Saves	Valverde	44
Innings Pitched	Oswalt	208.2

Hits Allowed	Backe	202
Runs Allowed	Backe	114
Earned Runs Allowed	Backe	112
Home Runs Allowed	Backe	36
Hit Batsmen	Oswalt	70
Walks	Backe	77
Strikeouts	Oswalt	165
Wild Pitches	Moehler, Valverde	3
Opponents' Average	Oswalt	.253

ASTROS STARTERS AND RELIEVERS

	W-L	ERA	IP	H	R	ER	BB-I	SO
STARTERS	60-52	4.56	908.1	976	493	460	298-19	667
RELIEVERS	26-23	4.09	517.0	477	250	235	194-34	428

2008 DISABLED LIST

Player	Injury	Date On	Date Off	Games Missed
Paulino	Rt. arm pinched nerve	3/21		161
Matsui	Anal fissure	3/21	4/17	15
Wigginton	Fractured left thumb	4/6	5/2	26
Rodriguez	Strained left groin	4/20	5/28	35
Geary	Strained right groin	5/16	6/3	16
Matsui	Strained rt. hamstring	6/23	7/9	15
Quintero	Concussion	7/2	7/22	15
Oswalt	Strained lt. hip abductor	7/12	7/28	11
Lee	Fractured left finger	8/10		45
Matsui	Irritated disc	8/13	9/2	19

2008 ASTROS FIELDING STATISTICS

PITCHER

PLAYER	PCT	G	GS	PO	A	E	TC	DP
Arlas,A	.750	15	2	2	1	1	4	1
HOU	.500	3	2	1	0	1	2	0
Backe,B	.970	31	31	15	17	1	33	2
Borkowski,D	1.000	26	0	4	5	0	9	0
Brocali,D	.944	72	0	9	8	1	18	1
Byrdak,T	1.000	59	0	7	7	0	14	1
Casfel,J	.875	9	3	2	5	1	8	0
Chacon,S	.923	15	15	3	9	1	13	0
Geary,G	1.000	55	0	4	7	0	11	0
Hawkins,L	1.000	24	0	1	1	0	2	0
Hernandez,R	1.000	4	4	1	4	0	5	1
Moehler,B	.960	31	26	14	10	1	25	0
Nieve,F	1.000	11	0	1	1	0	2	1
Oswalt,R	1.000	32	32	24	30	0	54	4
Paronto,C	1.000	6	0	0	1	0	1	0
Rodriguez,W	1.000	25	25	9	14	0	29	2
Sampson,C	.957	54	11	15	7	1	23	2
Valverde,J	.900	74	0	6	3	1	10	0
Villarreal,O	1.000	35	0	3	5	0	8	1
Wolf,R	.943	33	33	9	24	2	35	2
HOU	.882	12	12	5	16	2	17	0
Wright,W	1.000	71	0	2	7	0	9	1

CATCHER

PLAYER	PCT	G	GS	PO	A	E	TC	DP
Ausmus,B	.995	77	62	428	33	2	463	4
Quintero,H	.998	59	52	373	26	1	400	3
Towles,J	.994	53	47	312	13	2	327	1

FIRST BASE

PLAYER	PCT	G	GS	PO	A	E	TC	DP
Ausmus,B	1.000	2	0	5	0	0	5	0
Berkman,L	.996	152	151	1240	132	5	1377	122
Blum,G	1.000	5	2	17	1	0	18	1
Erstad,D	1.000	12	6	71	2	0	73	4
Loretta,M	1.000	2	2	14	0	0	14	0
Saccomanno,M	1.000	2	0	6	0	0	6	0

SECOND BASE

PLAYER	PCT	G	GS	PO	A	E	TC	DP
Ausmus,B	.000	1	0	0	0	0	0	0
Blum,G	1.000	2	5	9	17	0	26	2
Castillo,J	.970	12	7	13	19	1	33	2
HOU	1.000	3	1	5	4	0	9	1
Loretta,M	.995	46	41	85	119	1	205	28
Matsui,K	.971	94	94	190	219	12	421	56
Maysonet,E	1.000	3	0	2	0	0	2	0
Newhan,D	.986	28	19	33	39	1	73	11
Perez,T	1.000	5	1	2	2	0	4	2

THIRD BASE

PLAYER	PCT	G	GS	PO	A	E	TC	DP
Ausmus,B	.000	1	0	0	0	1	1	0
Blum,G	.979	75	68	43	144	4	191	8
Castillo,J	.939	110	97	53	177	15	245	14
HOU	1.000	7	7	6	11	0	17	0
Loretta,M	.974	17	12	7	31	1	39	1
Perez,T	.000	1	0	0	0	0	0	0
Wigginton,T	.969	82	74	46	144	6	196	11

SHORTSTOP

PLAYER	PCT	G	GS	PO	A	E	TC	DP
Blum,G	1.000	4	3	2	7	0	9	0
Loretta,M	.913	3	4	3	18	2	23	3
Maysonet,E	.857	4	0	0	6	1	7	0
Tejeda,M	.983	157	154	187	442	11	640	97

OUTFIELD

PLAYER	PCT	G	GS	PO	A	E	TC	DP
Abercrombie,R	1.000	22	12	36	2	0	38	1
Bourn,M	.984	130	111	291	9	5	305	2
Cruz,Jr,J	1.000	15	7	18	0	0	18	0
Erstad,D	1.000	86	59	146	2	0	148	1
Lee,C	.995	110	110	187	4	1	192	0
Newhan,D	.000	2	0	0	0	0	0	0
Pence,H	.997	156	154	340	16	1	357	4
Wigginton,T	1.000	30	30	46	2	0	48	0

SEASON IN REVIEW

2009 ASTROS TRANSACTIONS (THROUGH OCTOBER 9)

January 3	Signed OF Darin Erstad as a free agent	May 27	Activated LHP Wandy Rodriguez from the 15-day DL; designated RHP Dave Borkowski for assignment
January 9	Signed RHP Mike DeJean, RHP Carlos Hines, OF Victor Diaz, C J.R. House and 1B Lance Niekro to Minor League contracts with invitations to Spring Training; invited SS Tommy Manzella and LHP Josh Muecke to Spring Training	June 3	Activated RHP Geoff Geary from the 15-day DL; optioned RHP Jack Cassel to Triple A Round Rock
January 11	Signed RHP Brandon Backe to a one-year contract	June 5	Purchased the contract of C Humberto Quintero from Triple A Round Rock, optioned C J.R. Towles to Round Rock
January 17	Signed OF Nick Gorneault and RHP Runelvys Hernandez to minor league contracts	June 6	Purchased the contract of OF Reggie Abercrombie from Triple A Round Rock; asked waivers on OF Jose Cruz Jr. to grant him his unconditional release
January 18	Signed IF Ty Wigginton to a one-year contract	June 24	Placed IF Kazuo Matsui on the 15-day DL (strained right hamstring) retroactive to 6/23; purchased the contract of IF David Newhan from Triple A Round Rock
January 19	Signed RHP Geoff Geary to a one-year contract	June 26	Purchased contract of RHP Runelvys Hernandez from Triple A Round Rock; asked waivers on RHP Shawn Chacon to grant him his unconditional release
January 22	Signed RHP Dave Borkowski to a one-year contract	July 2	Purchased the contract of RHP Dave Borkowski from Triple A Round Rock, designated RHP Oscar Villarreal for assignment; recalled C J.R. Towles from Triple A Round Rock; placed C Humberto Quintero on the 15-day DL (concussion)
January 29	Signed RHP Brian Moehler and OF David Newhan to Minor League contracts with invitations to Spring Training	July 6	Purchased contract of RHP Chad Paronto from Triple A; designated OF Reggie Abercrombie for assignment
February 14	Signed C Alberto Castillo to a minor league contract	July 7	Recalled RHP Chad Reincke from Round Rock, optioned RHP Runelvys Hernandez to Round Rock
February 15	Signed RHP Jose Valverde to a one-year contract	July 8	Activated IF Kazuo Matsui from the 15-Day DL, optioned RHP Chad Reincke to Round Rock
February 19	Signed IF Mark Loretta to a one-year contract	July 19	Placed RHP Roy Oswalt on the 15-day DL (strained left hip abductor) retroactive to 7/12; recalled RHP Runelvys Hernandez from Triple A Round Rock
February 20	Signed free agent RHP Shawn Chacon to a one-year contract	July 21	Activated C Humberto Quintero from the 15-day DL, optioned C J.R. Towles to Round Rock, recalled RHP Jack Cassel from Round Rock; designated RHP Dave Borkowski for assignment
March 10	Optioned RHP Paul Estrada, RHP Fernando Nieve, RHP Chad Reincke and OF Yordany Ramirez to Triple-A Round Rock; optioned RHP Sammy Gervacio and RHP Brad James to Double-A Corpus Christi; reassigned IF Tommy Manzella, IF Lance Niekro and LHP Josh Muecke to minor league camp	July 22	Acquired LHP Randy Wolf from San Diego in exchange for RHP Chad Reincke
March 19	Sent LHP Mark McLemore outright to Triple A Round Rock; reassigned RHP Mike DeJean, OF Victor Diaz, OF Nick Gorneault, RHP Carlos Hines, C J.R. House and LHP Stephen Randolph to minor league camp	July 23	Optioned RHP Jack Cassel to Round Rock
March 21	Placed RHP Felipe Paulino on the 15-day DL (pinched nerve in right arm)	July 28	Activated RHP Roy Oswalt from the 15-day DL; optioned RHP Runelvys Hernandez to Round Rock
March 25	Optioned RHP Ryan Houston to Triple A Round Rock; reassigned C Josh Johnson to minor league camp; placed IF Kazuo Matsui on the 15-day DL (anal fissure), retroactive to March 21	July 30	Acquired RHP LaTroy Hawkins from the New York Yankees in exchange for IF Matt Cusick; designated RHP Chad Paronto for assignment
March 26	Optioned RHP Jack Cassel to Triple-A Round Rock; reassigned RHP Runelvys Hernandez to minor league camp	July 31	Acquired RHP Alberto Arias off waivers from Colorado
March 28	Outrighted RHP Chad Paronto and OF Reggie Abercrombie to Triple-A Round Rock	August 10	Placed OF Carlos Lee on 15-day DL (fractured left finger); purchased the contract of OF Reggie Abercrombie from Round Rock
March 29	Released RHP Woody Williams; reassigned OF David Newhan and IF Tomas Perez to minor league camp; purchased the contracts of RHP Brian Moehler and OF Jose Cruz, Jr. from Triple A Round Rock	August 16	Placed IF Kazuo Matsui on 15-day DL (irritated disc) retroactive to 8/13; purchased the contract of IF J.R. House from Round Rock
March 30	Designated C Humberto Quintero for assignment; purchased the contract of IF Tomas Perez from Triple A Round Rock	August 22	Claimed IF Jose Castillo off waivers from San Francisco; outrighted IF J.R. House to Round Rock
April 3	Signed LHP Tim Byrdak to a minor league contract	August 29	Signed OF Darin Erstad and RHP Brian Moehler to contract extensions through the 2009 season
April 13	Placed IF Ty Wigginton on the 15-day DL (fractured left thumb) retroactive to 4/6; purchased the contract of IF David Newhan from Round Rock	September 1	Recalled RHP Jack Cassel and RHP Fernando Nieve from Round Rock
April 15	Purchased the contract of C Humberto Quintero from Triple A Round Rock, designated IF David Newhan for assignment	September 2	Activated IF Kazuo Matsui from the 15-day DL; outrighted RHP Runelvys Hernandez to Round Rock; recalled RHP Alberto Arias and C J.R. Towles from Round Rock; purchased the contract of IF Edwin Maysonet from Round Rock
April 18	Activated IF Kazuo Matsui from the 15-day DL; designated C Humberto Quintero for assignment	September 8	Purchased the contract of IF Mark Saccomanno from Round Rock
April 20	Purchased the contract of LHP Tim Byrdak from Triple A Round Rock; placed LHP Wandy Rodriguez on the 15-day DL (strained left groin)	September 9	Purchased the contract of RHP Dave Borkowski from Round Rock
April 24	Recalled RHP Jack Cassel from Triple A Round Rock, designated IF Tomas Perez for assignment	October 9	Outrighted RHP Dave Borkowski, RHP Jack Cassel, IF Jose Castillo and RHP Ryan Houston to Round Rock
May 2	Activated IF Ty Wigginton from the 15-day DL; optioned RHP Jack Cassel to Round Rock		
May 16	Placed RHP Geoff Geary on the 15-day DL (strained right groin); recalled RHP Fernando Nieve from Round Rock		
May 25	Recalled RHP Jack Cassel from Triple A Round Rock, optioned RHP Fernando Nieve to Round Rock		

SEASON IN REVIEW



2008 DESIGNATED HITTERS

LANCE BERKMAN (5)

Date	Opp.	Score	AB	H	HR	RBI	BB	SO
5/16	@TEX	8-16 L	4	2	0	0	0	0
5/18	@TEX	5-4 W	5	2	0	0	0	1
6/17	@BAL	5-6 L	4	1	0	0	0	1
6/18	@BAL	1-2 L	3	2	1	1	1	1
6/19	@BAL	5-7 L	5	3	0	1	0	0

CARLOS LEE (4)

Date	Opp.	Score	AB	H	HR	RBI	BB	SO
5/17	@TEX	2-6 L	4	0	0	0	0	1
6/20	@TB	4-3 W	4	2	0	2	0	2
6/21	@TB	3-4 L	3	2	1	1	1	0
6/22	@TB	3-2 W	4	1	1	2	0	0

MULTI-HOME RUN GAMES

LANCE BERKMAN (1)

Date	Opp.	Score	Season	Career	AB	R	H	HR	RBI
4/26	@STL	3-4 L	1	23	3	2	2	2	

GEOFF BLUM (1)

Date	Opp.	Score	Season	Career	AB	R	H	HR	RBI
7/27	@MIL	11-5 W	1	5	5	2	2	4	

HUNTER PENCE (3)

Date	Opp.	Score	Season	Career	AB	R	H	HR	RBI
5/2	MIL	7-4 W	1	2	4	2	2	3	
5/23	PHI	4-3 W	2	3	4	2	2	2	
9/17	@FLA	2-14 L	3	4	3	2	2	2	

TY WIGGINTON (1)

Date	Opp.	Score	Season	Career	AB	R	H	HR	RBI
8/28	CIN	3-2 W	1	7	4	2	2	2	

OUTFIELD ASSISTS

REGGIE ABERCROMBIE (2)

Date	Opp.	Score	Assist	Pos.	Inning	Opp. Player
6/11	MIL	6-10 L	1	CF	8th	P. Fielder, 2nd base
8/24	@NYM	6-4 W	2	CF	1st	J. Reyes, 2nd base

MICHAEL BOURN (9)

Date	Opp.	Score	Assist	Pos.	Inning	Opp. Player
4/1	@SD	1-2 L	1	CF	1st	T. Iguchi, 2nd base
4/5	@CHI	7-9 L	2	CF	5th	J. Marquis, 3rd base
4/17	@PHI	2-10 L	3	CF	1st	P. Burrell, home plate
5/7	WSH	4-3 W	4	CF	7th	W. Pena, home plate
5/19	CHI	2-7 L	5	CF	8th	R. Cedeno, 3rd base
6/28	BOS	11-10 W	6	CF	6th	K. Youkilis, 3rd base
7/11	@WSH	0-10 L	7	CF	2nd	T. Redding, 3rd base
9/17	@FLA	2-14 L	8	CF	1st	C. Ross, home plate
9/24	CIN	5-0 W	9	CF	8th	C. Patterson, 2nd base

DARIN ERSTAD (2)

Date	Opp.	Score	Assist	Pos.	Inning	Opp. Player
5/24	PHI	4-3 W	1	LF	9th	P. Feliz, home plate
7/13	@WSH	5-0 W	2	CF	2nd	K. Casto, 2nd base

SEASON IN REVIEW

OUTFIELD ASSISTS (CONTINUED)

CARLOS LEE (4)

Date	Opp.	Score	Assist	Pos.	Inning	Opp. Player
4/9	STL	4-6 L	1	LF	1st	A. Pujols, 3rd base
5/4	MIL	8-6 W	2	LF	1st	P. Fielder, 3rd base
5/4	MIL	8-6 W	3	LF	2nd	B. Sheets, home plate
5/14	@SF	6-3 W	4	LF	5th	R. Durham, 2nd base

HUNTER PENCE (16)

Date	Opp.	Score	Assist	Pos.	Inning	Opp. Player
5/6	WSH	6-5 W	1	RF	5th	R. Zimmerman, home plate
5/17	@TEX	2-6 L	2	RF	6th	M. Byrd, 2nd base
5/27	@STL	8-2 W	3	RF	4th	R. Ankiel, home plate
5/28	@STL	1-6 L	4	RF	3rd	A. Pujols, 2nd base
6/4	@PIT	2-5 L	5	RF	5th	N. McLouth, home plate
6/22	@TB	3-2 W	6	RF	4th	D. Navarro, home plate
7/11	@WSH	0-10 L	7	RF	2nd	T. Redding, 3rd base
7/22	PIT	2-8 L	8	RF	5th	R. Doumit, 2nd base
7/27	@MIL	11-6 W	9	RF	2nd	M. Rivera, 3rd base
8/8	@CIN	9-5 W	10	RF	5th	A. Phillips, 3rd base
8/17	ARI	3-0 W	11	RF	3rd	C. Snyder, home plate
8/19	@MIL	5-2 W	12	RF	1st	J. Hardy, 3rd base
8/19	@MIL	5-2 W	13	RF	4th	M. Cameron, home plate
8/29	STL	3-2 W	14	RF	8th	F. Lopez, 1st base
8/31	STL	3-0 W	15	RF	1st	A. Pujols, 2nd base
9/21	@PIT	6-2 W	16	RF	1st	F. Sanchez, 1st base

TY WIGGINTON (2)

Date	Opp.	Score	Assist	Pos.	Inning	Opp. Player
8/11	SF	3-1 W	1	LF	3rd	F. Lewis, 2nd base
9/3	@CHI	4-0 W	2	LF	5th	R. Cedeno, home plate

SEASON IN REVIEW



2008 COMPLETE GAMES

Date	Opp.	D/N	Score	Pitcher	IP	H	ER	BB	SO
8/22	@NYM	N	0-3	Oswalt (11-9)	9.0	4	3	0	6
9/3	@CHI	N	4-0	Wolf (9-11)	9.0	6	0	2	8
9/6	@COL	N	2-0	Oswalt (14-9)	9.0	1	0	2	6
9/11	PIT	N	6-0	Oswalt (15-9)	9.0	3	0	0	4

EXTRA-INNING GAMES

WINS (5)

Date	Opp.	D/N	Score	Astros POR	Opp. POR
5/4	MIL	D	8-6 (12)	Byrdak (1-0)	Stetter (1-1)
8/2	NYM	N	5-4 (10)	Valverde (5-3)	Heilman (1-6)
8/8	@CIN	N	9-5 (10)	Sampson (6-4)	Cordero (4-4)
8/24	@NYM	D	6-4 (10)	Hawkins (2-0)	Feliciano (2-4)
9/2	@CHI	N	9-7 (12)	Wright (4-3)	Wood (4-3)

LOSSES (3)

6/18	@BAL	N	1-2 (10)	Valverde (4-2)	Bradford (3-2)
7/1	LAD	N	6-7 (11)	Wright (3-3)	Park (4-2)
7/6	@ATL	D	6-7 (17)	Byrdak (2-1)	Ring (2-1)

SHUTOUTS

Date	Opp.	D/N	Score	Pitcher	IP	H	R	BB	SO
4/12	FLA	N	5-0 W	Backe, W	5.0	5	0	5	2
				Geary	2.0	2	0	1	0
				Brocail	1.0	0	0	0	1
				Valverde	1.0	2	0	0	1
				Valverde	1.0	2	0	0	1
5/10	@LAD	N	5-0 W	Sampson, W	7.0	3	0	1	3
				Wright	1.0	0	0	1	0
				Villarreal	1.0	0	0	0	0
6/3	@PIT	N	2-0 W	Rodriguez, W	6.0	5	0	1	3
				Sampson	1.0	0	0	0	0
				Brocail	1.0	0	0	0	1
				Valverde	1.0	0	0	0	1
7/13	@WAS	D	5-0 W	Backe, W	7.0	5	0	4	5
				Sampson	2.0	0	0	0	1
				Valverde	1.0	0	0	0	1
8/3	NYM	D	4-0 W	Wolf, W	5.0	6	0	3	7
				Sampson	2.0	1	0	0	1
				Wright	0.0	1	0	0	0
				Brocail	1.0	1	0	0	0
				Valverde	1.0	0	0	1	1
				Moehler, W	5.0	4	0	0	4
				Byrdak	1.0	0	0	1	1
8/4	@CHI	N	2-0 W	Geary	1.0	1	0	0	1
				Hawkins	0.1	0	0	0	1
				Oswalt, W	8.0	1	0	2	10
				Valverde	1.0	1	0	0	0
				Rodriguez, W	5.2	7	0	0	4
				Sampson	1.1	2	0	1	2
				Hawkins	1.0	0	0	0	1
9/1	@CHI	D	3-0 W	Valverde	1.0	0	0	0	1
				Oswalt, W	8.1	4	0	0	3
				Valverde	0.2	0	0	0	0
				WOLF, W	9.0	6	0	2	8
				OSWALT, W	9.0	1	0	2	6
				OSWALT, W	9.0	3	0	0	4
				Wolf, W	6.2	8	0	2	7
9/24	CIN	N	5-0 W	Geary	0.1	0	0	0	0
				Hawkins	1.0	1	0	0	1
				Brocail	1.0	1	0	0	0

2008 REVIEW

SEASON IN REVIEW

2008 ASTROS PITCHER-BY-BY-DAY

ALBERTO ARIAS

Date	OPP	Result	W/L	IP	H	R	ER	BB	SO	HR	TP
9/8	@PIT	3-2W	W1	5.0	2	0	0	3	6	0	69
9/18	@FLA	1-8L	L1	2.2	5	2	2	3	2	0	69
9/25	CIN	6-6W	ND	0.1	4	4	4	0	0	0	18
Sept Totals:	1-1, 6.75 ERA	8.0	11	6	6	6	6	6	8	0	156
2008 Totals:	1-1, 6.75	8.0	11	6	6	6	6	6	8	0	156

BRANDON BACKE

Date	OPP	Result	W/L	IP	H	R	ER	BB	SO	HR	TP
4/1	@SD	1-2L	L1	5.0	5	2	2	3	3	1	82
4/6	@CHC	2-3L	ND	6.0	6	2	2	3	7	1	100
4/12	FLA	5-0W	W1	5.0	5	0	0	5	2	0	105
4/17	@PHI	2-10L	L2	3.0	10	6	5	2	2	1	61
4/22	SD	11-7W	ND	7.0	4	3	3	2	4	1	93
4/27	@STL	1-5L	L3	5.0	5	4	4	5	4	1	83
April Totals:	1-3, 4.65 ERA	31.0	35	12	16	20	22	5	524		
5/3	MIL	1-2L	W2	5.2	5	2	2	5	3	1	92
5/8	WSH	3-8L	L4	6.0	6	4	4	3	9	1	98
5/13	@SF	2-4L	L5	6.0	7	4	3	1	3	1	86
5/18	@TEX	5-4W	W3	6.1	5	3	3	0	5	2	91
5/23	PHI	4-3W	W4	7.1	6	1	1	1	6	1	105
5/30	@MIA	1-5L	L6	5.0	6	5	5	1	4	3	96
May Totals:	3-3, 4.46 ERA	36.1	35	19	18	11	30	9	568		
6/5	@PIT	3-4L	L7	6.0	9	4	4	2	2	1	104
6/11	MIL	6-10L	L8	4.0	7	5	5	2	2	3	76
6/17	@BAL	5-6L	ND	5.2	8	3	3	2	1	1	97
6/22	@TB	3-2W	W5	6.2	6	2	2	4	5	1	85
6/28	BOS	11-10W	ND	5.1	9	6	6	3	5	0	108
June Totals:	1-2, 6.51 ERA	27.2	39	20	20	13	15	6	470		
7/3	LAD	2-5L	L9	6.2	7	5	5	2	8	2	102
7/8	@PIT	3-4L	ND	3.0	3	0	0	0	3	0	48
7/13	@WAS	5-0W	W6	7.0	5	0	0	4	5	0	107
7/20	CH	0-9L	L10	6.0	8	4	4	0	8	1	93
7/26	@MIL	4-6L	ND	5.1	4	2	2	4	5	0	91
July Totals:	1-2, 3.45 ERA	28.2	27	11	11	10	29	3	441		
8/1	NYM	7-3W	ND	6.0	10	3	3	2	4	0	96
8/6	@CHC	4-11L	L11	3.1	9	11	11	6	0	2	99
8/11	SF	3-1W	W7	7.0	4	1	1	3	6	0	103
8/16	ARI	7-12L	L12	5.2	9	11	11	5	6	3	119
8/23	@NYM	8-3W	W8	7.0	5	3	3	1	4	1	102
8/28	CN	3-2W	W9	6.2	6	2	2	1	6	0	89
August Totals:	3-2, 7.82 ERA	35.2	43	31	31	18	26	6	608		
9/2	@CHC	9-7W	ND	4.1	9	3	3	2	2	3	91
9/17	@FLA	2-14L	L13	1.2	6	5	5	2	2	2	45
9/27	ATL	5-11L	L14	1.1	0	0	0	1	1	2	42
Sept Totals:	0-2, 19.64 ERA	7.3	23	16	16	5	5	7	178		
2008 Totals:	9-14, 6.05	166.2	202	114	112	77	127	36	2789		

DAVE BORKOWSKI

Date	OPP	Result	W/L	IP	H	R	ER	BB	SO	HR	TP
3/31	@SD	0-1L	0-0	0.2	1	0	0	1	0	0	22
March Totals:	0-0, 0.00 ERA	0.2	1	0	0	0	0	0	0	0	22
4/2	@SD	9-6W	ND	1.0	4	1	1	0	0	0	20
4/6	@CHC	7-9L	ND	1.0	1	0	0	0	0	0	15
4/9	STL	3-5L	ND	2.0	2	1	1	2	1	1	51
4/11	FLA	6-10L	ND	0.1	0	0	0	0	0	0	2
4/17	@PHI	2-10L	ND	1.0	1	0	0	2	2	0	26
4/18	COL	2-3L	ND	2.1	0	0	0	0	3	0	34
4/20	COL	6-4W	ND	1.0	3	1	1	0	0	0	21
4/26	@STL	3-4L	L1	0.1	1	1	1	1	0	0	8
4/27	@STL	1-5L	ND	1.0	1	0	0	0	0	0	10
4/28	@ARI	3-5L	ND	1.2	0	0	0	0	4	0	21
4/30	@AR	7-8L	L2	0.1	3	2	2	0	1	1	10
April Totals:	0-2, 4.50 ERA	12.0	16	6	6	5	11	2	218		
5/4	MIL	8-6W	ND	1.2	3	1	1	0	0	1	32
5/9	@LAD	7-1W	ND	1.0	1	1	1	0	0	0	21
5/15	@SF	8-7W	ND	1.0	1	0	0	0	0	0	30
5/16	@TEX	8-16L	ND	2.0	2	0	0	0	1	0	30
5/19	CHC	2-7L	ND	1.2	3	2	2	0	2	1	23
5/25	PHI	6-15L	ND	1.0	6	6	6	0	2	1	35

May Totals:	0-0, 10.80 ERA	8.1	16	10	10	0	5	3	149		
9-14	CHC	0-5L	ND	1.0	0	0	0	0	0	0	12
9/17	@FLA	2-14L	ND	2.0	4	5	5	2	1	1	53
9/20	@PIT	4-6L	ND	2.0	2	1	1	2	1	0	40
9/27	ATL	5-11L	ND	2.0	3	0	0	0	2	0	29
Sept Totals:	0-0, 7.71 ERA	7.0	9	6	6	4	4	1	134		
2008 Totals:	0-2, 7.50	36.0	54	30	30	14	24	9	570		

DOUG BROCAIL

Date	OPP	Result	W/L	IP	H	R	ER	BB	SO	HR	TP
4/1	@SD	1-2L	ND	1.0	2	0	0	1	2	0	20
4/4	@CHC	4-3W	ND	1.0	2	0	0	0	1	0	18
4/5	@CHC	7-9L	ND	1.0	2	1	1	0	1	0	10
4/7	STL	5-3W	ND	0.2	0	0	0	0	0	0	5
4/11	FLA	6-10L	ND	1.0	1	0	0	0	0	0	17
4/12	FLA	5-0W	ND	1.0	0	0	0	0	1	0	10
4/13	FLA	5-1W	ND	1.0	1	0	0	0	1	0	20
4/16	@PHI	2-1W	ND	1.0	1	0	0	0	2	0	14
4/18	COL	5-11L	ND	1.0	0	0	0	0	0	0	12
4/19	COL	2-3L	ND	2.0	1	0	0	1	2	0	42
4-22	SD	11-7W	ND	0.1	4	4	4	0	0	1	16
4-24	@CIN	5-3W	ND	1.0	0	0	0	0	0	0	16
4-26	@STL	3-4L	ND	1.0	0	0	0	0	0	0	16
4-29	@ARI	6-4W	1W	1.2	1	0	0	0	0	2	15
4-30	@ARI	2-8L	ND	1.0	0	0	0	0	0	0	3
April Totals:	1-0, 2.87 ERA	15.2	15	5	5	2	14	1	234		
5/2	MIL	7-4W	ND	1.0	0	0	0	0	0	0	7
5/4	MIL	8-6W	ND	1.0	0	0	0	0	1	2	20
5/6	WSH	6-5W	W2	1.0	1	1	1	0	1	1	12
5/7	WSH	4-3W	ND	1.0	1	0	0	0	0	1	17
5/11	@LAD	8-5W	ND	1.2	4	2	2	0	1	0	39
5/14	@SF	6-3W	ND	1.0	1	0	0	0	1	0	13
5/16	@TEX	8-16L	ND	0.1	0	0	0	0	1	0	6
5-18	@TEX	5-4W	ND	1.1	1	1	1	0	1	0	26
5-20	CHC	4-2W	ND	1.1	1	0	0	0	0	1	13
5/21	CHC	5-3W	ND	1.0	0	0	0	0	0	0	10
5/23	PHI	4-3W	ND	0.2	0	0	0	0	1	0	9
5-24	PHI	4-3W	ND	1.0	2	0	0	0	1	0	19
5-29	@STL	2-3L	ND	1.0	0	0	0	0	0	0	13
5/31	@MIL	1-4L	ND	1.0	0	0	0	0	1	0	19
May Totals:	1-0, 1.21 ERA	14.1	11	4	4	3	12	1	214		
6-3	@PIT	2-0W	ND	1.0	0	0	0	0	0	1	12
6/5	@PIT	3-4L	ND	1.0	0	0	0	0	1	0	12
6/8	STL	4-5L	ND	1.1	0	0	0	1	2	0	26
6/10	MIL	6-1W	ND	1.0	0	0	0	0	0	0	9
6/13	NYJ	1-2L	L1	1.0	1	1	1	0	0	0	14
6/17	@BAL	5-6L	L2	0.2	1	2	2	2	1	0	21
6/18	@BAL	1-2L	ND	1.0	0	0	0	0	1	0	22
6/20	@TB	4-3W	ND	0.1	0	0	0	0	0	0	1
6/21	@TB	3-4L	L3	0.0	3	2	2	0	0	0	10
6/22	@TB	3-2W	ND	0.1	0	0	0	0	0	0	2
6/24	TEX	4-3W	ND	0.2	1	0	0	0	1	0	18
6/27	BOS	1-6L	ND	0.2	2	0	0	0	0	0	8
6/28	BOS	11-10W	W3	0.2	0	0	0				

SEASON IN REVIEW



2008 ASTROS PITCHER DAY-BY-DAYS

8/20	@MIL	2-5L	ND	1.1	1	1	1	0	2	1	13	
8/25	@NYM	1-9L	ND	1.0	2	2	2	1	2	0	22	
8/28	CIN	3-2W	ND	0.1	0	0	0	0	0	0	1	
8/29	STL	3-2W	W6	1.0	1	0	0	0	1	0	9	
8/30	STL	8-5W	ND	0.2	1	1	1	0	1	1	10	
August Totals: 2-0-0, 6.10 ERA				10.1	12	7	7	3	12	3	167	
9/2	@CH	9-7W	ND	2.0	1	1	1	3	1	1	33	
9/5	@COL	3-5L	ND	1.0	1	0	0	0	3	0	14	
9/7	@COL	7-5W	W7	1.0	1	0	0	0	1	0	14	
9/8	PIT	3-2W	ND	0.1	0	0	0	0	0	0	5	
9/15	CHI	1-6L	ND	1.0	0	0	0	0	2	0	9	
9/18	@FLA	1-8L	ND	0.2	0	0	0	1	3	0	16	
9/20	@PIT	4-6L	ND	1.0	0	0	0	0	1	0	8	
9/24	CIN	5-0W	ND	1.0	1	0	0	0	0	0	14	
9/26	ATL	5-4W	ND	1.0	1	0	0	0	0	0	19	
Sept. Totals: 1-0-0, 1.00 ERA				9.0	5	1	1	4	9	1	132	
2008 Totals				7.5-2, 3.93	68.2	63	30	30	21	64	8	1097

TIM BYRDAK

4/21	SD	10-3W	ND	1.0	1	0	0	1	1	0	16
4/24	@CIN	5-3W	ND	2.0	1	0	0	0	1	0	21
4/26	@STL	3-4L	ND	0.1	0	0	0	1	0	0	7
4/29	@ARI	6-4W	ND	0.1	0	0	0	1	0	0	11
4/30	@ARI	7-8L	ND	0.0	1	0	0	0	0	0	3
April Totals: 0-0, 0.00 ERA				3.2	3	0	0	3	2	0	58
5/4	MIL	7-6W	W1	1.0	0	0	0	3	0	0	30
5/8	WSH	6-2W	ND	1.0	1	0	0	0	0	0	10
5/9	@LAD	6-5W	ND	1.0	1	0	1	1	0	0	27
5/13	@SF	4-3W	ND	1.1	0	0	0	0	0	0	10
5/14	@SF	6-3W	ND	0.2	1	0	0	0	0	0	5
5/15	@SF	8-7L	W2	0.2	0	0	0	0	0	0	12
5/17	@TEX	2-6L	ND	0.1	1	0	0	1	1	0	13
5/19	CHC	2-7L	ND	1.0	0	0	0	0	1	0	9
5/22	PHI	5-7L	ND	0.2	1	0	0	0	1	0	12
5/24	PHI	4-3W	ND	1.2	1	0	0	1	0	0	21
5/27	@STL	8-2W	ND	1.0	1	0	0	0	0	0	16
May Totals: 2-0, 0.00 ERA				10.1	7	0	0	5	4	0	165
6/1	@MIL	1-10L	ND	2.0	1	0	0	1	3	0	31
6/4	@PIT	2-5L	ND	0.1	0	1	1	1	0	0	5
6/7	STL	4-8L	ND	1.0	0	0	0	2	0	0	18
6/11	MIL	6-10L	ND	1.1	2	2	2	1	0	1	23
6/12	MIL	6-9L	ND	1.0	0	0	0	0	1	0	17
6/14	NYG	4-8L	ND	0.0	0	0	0	2	0	0	9
6/15	NYG	0-13L	ND	1.0	1	0	0	1	0	0	23
6/17	@BAL	5-6L	ND	0.1	1	1	1	0	0	1	4
6/19	@BAL	5-7L	ND	2.0	2	1	1	0	1	1	24
6/27	BOS	1-6L	ND	0.0	0	0	0	1	0	0	4
6/28	BOS	11-10W	ND	1.3	0	0	0	0	2	0	10
June Totals: 0-0, 4.35 ERA				10.1	7	5	5	9	7	3	176
7/1	LAD	6-7L	ND	1.0	0	0	0	1	0	0	15
7/2	LAD	1-4L	ND	1.0	0	0	0	0	2	0	15
7/3	LAD	2-5L	ND	0.2	0	0	0	1	0	0	12
7/5	@ATL	6-1W	ND	2.0	2	0	0	0	1	0	24
7/6	@ATL	6-7L	L1	2.0	5	1	1	3	2	0	47
7/11	@WAS	0-10L	ND	0.2	0	0	0	0	1	0	8
7/20	CHI	0-9L	ND	0.0	1	1	1	0	0	0	2
7/21	PIT	3-9L	ND	0.2	1	1	1	0	2	1	12
7/22	PIT	2-8L	ND	2.0	2	3	3	2	3	1	37
7/28	CIN	5-4W	ND	1.0	0	0	0	0	0	0	16
7/30	CIN	5-9L	ND	0.1	0	0	0	0	1	0	6
July Totals: 0-1, 4.76 ERA				11.1	11	6	6	8	11	2	193
8/1	NYM	7-3W	ND	0.1	0	0	0	0	1	0	7
8/2	NYM	5-4W	ND	0.1	0	0	0	0	0	0	11
8/4	@CHI	2-0W	ND	1.0	0	0	0	1	0	0	20
8/6	@CHI	4-11L	ND	3.2	2	0	0	0	4	0	48
8/9	@CIN	3-1W	ND	0.1	0	0	0	0	1	0	4
8/10	@CIN	11-4W	ND	1.0	2	2	2	2	2	1	24
8/12	SF	12-4W	ND	1.0	1	1	1	0	1	1	15
8/14	SF	7-4W	ND	1.0	0	0	0	0	0	0	14
8/15	ARI	2-12L	ND	3.0	6	6	6	0	5	3	66
8/23	@NYM	8-3W	ND	1.0	1	0	0	0	1	0	22

8/26	C.N	1-2L	ND	1.0	0	0	0	0	1	0	10	
8/30	STL	8-5W	ND	0.1	0	1	1	1	1	0	14	
August Totals: 0-0, 6.43 ERA				14.0	13	10	10	2	18	5	255	
9/2	@CHI	9-7W	ND	0.0	2	3	3	1	0	0	13	
9/9	PIT	9-3W	ND	1.0	0	0	0	0	0	0	8	
9/10	PIT	7-4W	ND	0.2	1	0	0	0	1	0	9	
9/15	CHI	1-6L	ND	0.1	0	0	0	0	0	0	1	
9/17	@FLA	2-14L	ND	0.2	0	0	0	1	1	0	13	
9/19	@PIT	5-1W	ND	0.2	1	0	0	0	0	0	8	
9/20	@PIT	4-6L	ND	1.0	0	0	0	0	2	0	10	
9/25	CIN	6-5W	ND	1.0	0	0	0	0	1	0	16	
9/26	ATL	5-4W	ND	0.1	0	0	0	0	0	0	5	
Sept. Totals: 0-0, 4.76 ERA				5.2	4	3	3	2	5	0	83	
2008 Totals				2-1, 3.90	55.1	45	24	24	29	47	10	930

JACK CASSEL

4/24	@CIN	5-3W	W1	5.0	7	3	3	0	1	0	60	
4/29	@ARI	6-4W	ND	4.2	4	3	3	2	3	1	78	
April Totals: 1-0, 5.59 ERA				9.2	11	6	6	2	3	1	138	
5/28	@STL	1-6L	ND	2.1	1	0	0	0	0	0	25	
May Totals: 0-0, 0.00 ERA				2.1	1	0	0	0	0	0	25	
6/1	@MIL	1-10L	ND	2.1	6	6	4	1	1	2	64	
June Totals: 0-0, 15.43 ERA				2.1	6	6	4	1	3	2	64	
7/22	PIT	2-8L	L1	4.2	9	5	5	1	2	2	79	
July Totals: 0-1, 9.64 ERA				4.2	9	5	5	1	2	2	79	
9/7	@COL	7-5W	ND	4.0	4	2	2	2	2	0	53	
9/14	CHI	0-9L	ND	3.0	1	0	0	0	1	0	33	
9/17	@FLA	2-14L	ND	1.2	2	1	1	2	1	0	37	
9/27	ATL	5-11L	ND	2.2	4	1	1	0	2	0	47	
Sept. Totals: 0-0, 3.18 ERA				11.1	11	4	4	4	6	0	170	
2008 Totals				1-1, 5.64	30.1	38	21	19	8	14	5	476

SHAWN CHACON

4/3	@SD	2-3L	ND	6.0	5	2	2	4	4	1	94	
4/8	STL	3-5L	ND	6.0	4	3	3	4	2	0	87	
4/15	@PHI	3-4L	ND	8.0	4	0	0	2	5	0	109	
4/20	COL	6-4W	ND	6.0	7	3	3	1	3	1	93	
4/25	@STL	3-2W	ND	7.0	5	2	1	6	3	0	111	
4/30	@ARI	7-8L	ND	5.0	7	5	5	1	7	1	96	
April Totals: 0-0, 3.32 ERA				36.0	32	15	14	18	24	3	590	
5/6	WSH	6-5W	ND	7.0	8	4	4	4	8	2	115	
5/11	@LAD	8-5W	ND	6.0	7	2	2	1	3	1	95	
5/16	@TEX	8-16L	ND	3.1	6	8	5	4	0	3	75	
5/21	CHC	5-3W	W1	7.0	5	3	3	1	5	1	97	
5/27	@STL	8-2W	W2	7.0	7	2	2	0	7	2	102	
May Totals: 2-0, 4.75 ERA				30.1	33	19	16	10	23	9	484	
6/1	@MIL	1-10L	L1	1.0	2	4	4	2	2	0	40	
6/7	STL	4-8L	L2	5	10	7	7	3	2	2	88	
6/13	NYG	1-2L	ND	6.1	3	1	1	4	2	0	106	
6/19	@BAL	5-7L	L3	5	8	6	6	4	0	2	96	
June Totals: 0-3, 9.35 ERA				17.1	23	18	18	13	6	4	330	
2008 Totals				2-3, 5.04	85.2	88	52	48	41	53	16	1404

GEOFF GEARY

3/31	@SD	0-4L	ND	1.0	0	0	0	0	2	0	14
March Totals: 0-0, 0.00 ERA				1.0	0	0	0	0	2	0	14
4/2	@SD	1-2L	ND	1.0	0	0	0	0	2	0	10
4/5	@CHC	7-9L	ND	0.1	1	0	0	0	1	0	14
4/8	STL	3-5L	L1	1.0	2	2	2	2	1	0	24
4/12	FLA	5-0W	ND	2.0	2	0	0	1	0	0	33
4/17	@PHI	2-10L	ND	1.0	0	0	0	0	0	0	14
4/18	COL	5-11L	ND	1.0	0	0	0	0	2	1	14
4/19	COL	2-3L	ND	1.0	1	0	0	0	0	0	23
4/23	@CIN	11-7W	ND	1.0	1	1	1	1	0	2	12
4/26	@STL	3-4L	ND	0.2	0	0	0	0	0	0	3
4/28	@ARI	3-5L	ND	0.0	0	0	0	0			

SEASON IN REVIEW

2008 ASTROS PITCHER DAY-BY-DAYS

Date	OPP	Result	W/L	IP	H	R	ER	BB	SO	HR	TP
5/2	MIL	7-4W	ND	1.0	1	0	0	2	1	0	26
5/4	MIL	8-6W	ND	2.0	0	0	0	0	2	0	25
5/9	@LAD	7-1W	ND	2.0	0	0	0	0	2	0	29
5/11	@LAD	8-5W	W1	1.0	0	0	0	0	0	0	8
5/12	@SF	7-3W	ND	0.2	1	0	0	?	0	0	18
5/14	@SF	6-3W	ND	0.1	0	0	0	0	0	0	5
5/15	@SF	8-2W	ND	0.1	1	0	0	1	0	0	9
May Totals:	1-0, 0.00 ERA			7.1	3	0	0	4	5	0	120
6/4	@PIT	2-5L	ND	1.0	1	0	0	0	2	0	17
6/6	STL	6-1W	ND	1.0	2	1	1	0	1	0	18
6/11	MIL	6-10L	ND	1.0	0	0	0	1	0	0	10
6/12	MIL	6-9L	ND	1.1	0	0	0	0	2	0	21
6/14	NYY	4-8L	ND	2.0	4	3	3	2	2	0	36
6/17	@BAL	5-6L	ND	0.2	1	0	0	0	0	0	13
6/21	@TB	3-4L	ND	2.1	1	0	0	1	1	0	35
6/28	BOS	11-19W	ND	0.2	3	3	3	1	0	0	23
June Totals:	0-0, 6.30 ERA			10.0	2	7	7	5	7	0	173
7/1	LAD	6-7L	ND	2.0	1	0	0	0	2	0	34
7/3	LAD	2-5L	ND	1.1	?	0	0	1	0	0	32
7/6	@ATL	6-7L	ND	3.0	1	0	0	2	2	0	41
7/8	@PIT	3-4L	ND	1.2	0	0	0	0	0	0	17
7/11	@WAS	0-10L	ND	3.0	0	0	0	0	2	0	11
7/12	@WAS	6-4W	ND	1.0	1	0	0	0	1	0	11
7/18	CHI	2-1W	W3	2.0	0	0	0	0	1	0	22
7/21	PIT	3-9L	ND	1.2	3	0	0	1	2	0	29
7/23	PIT	7-8L	L1	2.0	3	2	2	3	1	0	38
7/26	@MIL	4-6L	ND	1.2	1	2	2	2	2	1	44
7/28	CIN	5-4W	NR	1.2	1	0	0	0	0	0	13
July Totals:	2-0, 0.00 ERA			19.0	11	4	4	7	15	1	292
8/2	NYM	5-4W	ND	2.0	0	0	0	0	0	0	19
8/4	@CHI	2-0W	ND	1.0	1	0	0	0	1	0	13
8/9	@CIN	3-1W	ND	0.2	0	0	0	1	0	0	10
8/13	SF	6-2W	ND	1.0	0	0	0	0	0	0	15
8/14	SF	7-4W	ND	1.0	0	0	0	0	0	0	12
8/16	AR	7-12L	ND	1.1	1	0	0	1	2	0	26
8/18	@MIL	3-9L	ND	1.0	2	1	1	0	0	0	13
8/19	@MIL	5-2W	ND	1.0	0	0	0	0	0	0	16
8/23	@NYM	8-3W	ND	1.0	0	0	0	1	0	0	12
8/26	CIN	1-2L	L2	1.0	2	1	1	0	1	1	2
August Totals:	0-1, 1.50 ERA			10.2	6	2	2	5	1	1	158
9/9	PIT	5-3W	ND	1.0	0	0	0	0	0	0	10
9/16	@FLA	1-5L	ND	1.0	1	0	1	1	1	0	22
9/18	@FLA	1-8L	ND	1.0	?	0	0	0	0	0	9
9/21	@PIT	6-2W	ND	1.0	0	0	0	0	0	0	9
9/24	CIN	5-0W	ND	0.1	0	0	0	0	0	0	1
9/25	CIN	8-6W	ND	0.2	0	0	0	0	0	0	5
9/27	ATL	5-11L	ND	1.0	3	2	2	0	0	0	21
Sept Totals:	0-0, 3.00 ERA			6.0	5	2	2	1	1	0	77
2008 Totals:	2-3, 2.53			64.0	45	18	18	28	45	3	1008

LoTROY HAWKINS

Date	OPP	Result	W/L	IP	H	R	ER	BB	SO	HR	TP
8/2	NYM	5-4W	ND	0.2	0	0	0	1	2	0	16
8/4	@CHI	2-0W	S1	0.1	0	0	0	0	1	0	6
8/6	@CHI	4-11L	ND	1.0	0	0	0	0	3	0	13
8/7	@CIN	7-4W	ND	0.1	1	0	0	1	0	0	17
8/10	@CIN	11-4W	ND	0.1	0	0	0	0	0	0	3
8/11	SF	3-1W	ND	1.0	0	0	0	0	2	0	15
8/14	SF	7-4W	W3	0.1	0	0	0	0	1	0	4
8/16	AR	7-12L	ND	1.0	1	0	1	2	0	0	27
8/19	@MIL	5-2W	ND	1.0	0	0	0	0	1	0	13
8/24	@NYM	6-4W	W3	1.0	0	0	0	0	0	0	10
8/27	CIN	4-1W	ND	1.0	1	0	0	0	2	0	12
8/28	CIN	3-2W	ND	1.0	0	0	0	0	1	0	12
8/30	STL	8-5W	ND	1.0	0	0	0	0	1	0	13
8/31	STL	3-0W	ND	1.0	0	0	0	0	1	0	13
August Totals:	2-0-1, 0.00 ERA			11.0	3	0	0	3	17	0	174
9/7	@COL	7-5W	ND	1.0	0	0	0	0	1	0	16
9/8	PIT	3-2W	ND	1.0	2	0	0	0	1	0	17
9/15	CHI	1-6L	ND	1.0	0	0	0	0	1	0	10
9/18	@FLA	1-8L	ND	1.0	2	2	0	0	2	0	27
9/19	@PIT	5-1W	ND	1.0	0	0	0	1	0	0	14

9/21	@PIT	6-2W	ND	1.0	0	0	0	0	0	0	12
9/23	CIN	1-2L	ND	1.0	0	0	0	1	0	0	8
9/24	CIN	5-0W	ND	1.0	1	0	0	0	1	0	9
9/26	ATL	5-4W	ND	1.0	2	1	1	0	0	0	21
9/28	ATL	3-1W	ND	1.0	1	0	0	0	2	0	25
Sept Totals:	0-0, 0.00 ERA			10.0	8	3	1	2	8	0	159
2008 Totals:				3.1	3,924	62,053	29	27	22	48	3,955

BRIAN MOEHLER

Date	OPP	Result	W/L	IP	H	R	ER	BB	SO	HR	TP
4/9	STL	4-6L	ND	1.0	2	1	1	2	0	0	18
4/11	FLA	6-10L	ND	2.0	1	0	0	0	1	0	32
4/18	COL	5-11L	ND	3.0	5	3	3	0	1	0	58
4/27	@STL	1-5L	ND	1.0	1	1	1	0	1	1	13
April Totals:	0-0, 6.00 ERA			7.0	9	5	5	2	3	1	121
5/9	@LAD	7-1W	W1	5.0	5	0	0	1	5	0	81
5/14	@SF	6-3W	ND	5.0	8	3	3	0	2	1	80
5/19	CHI	2-7L	L1	5.0	7	3	3	2	1	1	95
5/24	PHI	4-3W	W2	6.0	4	3	2	1	3	1	73
5/31	@MIL	1-4L	L2	5.0	6	3	3	1	6	1	79
May Totals:	2-2, 3.81 ERA			26.0	30	12	11	5	17	4	408
6/6	STL	8-1W	W3	7.0	2	0	0	2	5	0	93
6/12	MIL	6-9L	L3	4.2	7	7	7	3	1	3	86
6/18	@BAL	1-2L	ND	6.1	6	1	1	2	4	1	98
6/24	TEX	4-3W	W4	6.1	5	1	1	2	5	0	93
6/29	BOS	3-1W	ND	5.2	7	1	1	3	5	1	111
June Totals:	2-1, 3.00 ERA			30.0	27	10	10	12	20	5	481
7/4	@ATL	2-6L	L4	6.0	6	5	5	3	1	1	84
7/9	@PIT	6-4W	W5	6.0	7	4	4	1	3	0	91
7/18	CHI	2-1W	ND	7.0	4	1	1	1	3	1	87
7/23	PIT	7-8L	ND	2.1	9	6	5	0	0	1	51
7/29	CIN	6-2W	W6	8.2	7	2	2	1	3	0	100
July Totals:	2-1, 5.10 ERA			30.0	33	18	17	6	10	3	413
8/4	@CH	2-0W	W7	5.0	4	0	0	0	4	0	63
8/9	@CIN	3-1W	W8	7.0	5	1	1	0	0	1	86
8/14	SF	7-4W	ND	5.1	8	4	4	0	3	1	80
8/19	@MIL	5-2W	W9	5.1	9	2	1	1	4	0	92
8/25	@NYM	1-9L	L5	5.1	6	4	4	2	4	1	91
8/30	STL	8-5W	W10	6.0	7	3	3	1	6	1	94
August Totals:	4-1, 3.44 ERA			34.0	32	14	13	4	22	3	506
9/5	@COL	3-5L	L6	4.2	6	5	5	3	1	1	87
9/10	PIT	7-4W	W11	6.0	5	2	2	0	0	1	82
9/15	CHI	1-8L	L7	5.0	6	5	5	1	4	2	88
9/20	@PIT	4-6L	L8	1.0	5	5	5	0	0	0	32
9/26	ATL	5-4W	ND	5.2	4	2	2	2	2	0	73
Sept Totals:	1-3, 7.66 ERA			22.1	26	19	19	6	10	4	369

FERNANDO NIEVE

Date	OPP	Result	W/L	IP	H	R	ER	BB	SO	HR	TP	
5/17	CHC	2-6L	ND	1.2	2	0	0	0	1	0	21	
5/19	CHC	2-7L	ND	1.0	3	1	1	0	0	1	0	27
5/22	PHI	5-7L	ND	0.1	1	1	1	1	0	0	10	
5/25	PHI	6-15L	L1	0.0	4	4	4	0	0	1	11	
May Totals:	0-1, 18.00 ERA			3.0	10	6	6	1	2	1	59	
9/2	@CHI	9-7W	ND	0.2	0	0	0	0	0	0	2	
9/5	@COL	3-5L	ND	1.0	0	0	0	1	2	0	21	
9/14	CHI	0-5L	ND	2.1	0	0	0	0	3	0	36	
9/23	CIN	1-2L	ND	0.1	0	0	0	0	0	0	5	
9/25	CIN	8-6W	ND	0.0	1	1	0	0	0	1	5	
9/27	ATL	5-11L	ND	1.0	0	0	0	0	3	0	16	
Sept Totals:	0-0, 4.70 ERA			7.2	7	4	4	1	10	1	132	
2008 Totals:				0.1	8,441	10,2	17	10	10	2	12	2,201

ROY OSWALT

Date	OPP	Result	W/L	IP	H	R	ER	BB	SO	HR	TP
3/31	@SD	0-4L	L1	5.1	11	3	3	1	6	0	114
4/5	@CHC	7-9L	L2	6.2	10	6	5	1	0	1	92
4/11	FLA	6-10L	L3	4.0	9	6	6	0	6	4	85
4/16	@PHI	2-1W	W1	7.0	5	1	1	2	4	0	92
4/21	SD	10-3W	W2	7.0	6	3	3	2	6	2	96
4/26	@STL	3-4L	ND	6.0	5	3	3	3	5	0	117

SEASON IN REVIEW



2008 ASTROS PITCHER DAY-BY-DAYS

Mar/Apr. Totals: 2-3, 5.87 ERA											
5/2	MIL	7-4W	W3	6.0	6	4	3	4	6	2	112
5/7	WSH	4-3W	ND	7.0	6	3	3	2	9	2	97
5/12	@SF	7-3W	W4	8.0	5	3	3	0	6	1	111
5/17	@TEX	2-6L	L4	6.0	11	6	6	1	7	2	111
5/22	PHI	5-7L	ND	6.0	11	5	5	2	4	1	95
5/29	@STL	2-3L	L5	7.0	5	3	3	2	2	1	91
May Totals: 2-2, 5.18 ERA											
6/4	@PIT	2-5L	L6	6.0	9	4	3	1	4	0	105
6/10	MIL	6-1W	W5	7.0	5	1	1	0	10	1	99
6/15	NYG	0-13L	L7	5.2	8	7	3	4	6	0	118
6/20	@TB	4-3W	W6	7.2	7	2	2	2	5	0	110
6/25	TEX	2-3L	L8	7.0	7	3	3	2	5	0	108
6/30	LAD	4-1W	W7	6.0	6	1	1	0	9	0	79
June Totals: 3-3, 2.97 ERA											
7/11	@WAS	0-10L	ND	1.0	1	0	0	1	0	0	17
7/28	CIN	5-4W	W8	5.0	7	4	4	1	5	1	74
July Totals: 1-0, 6.00 ERA											
8/2	NYM	5-4W	ND	6.0	6	4	4	3	7	1	100
8/7	@CIN	7-4W	W9	7.0	9	1	1	2	6	0	91
8/12	SF	12-4W	W10	7.0	10	3	3	4	4	0	112
8/17	ARI	3-0W	W11	8.0	1	0	0	2	10	0	105
8/22	@NYM	0-3L	L9	8.0	4	3	3	0	6	1	102
8/27	C.N	4-1W	W12	7.0	5	1	1	2	3	0	90
August Totals: 2-1, 2.51 ERA											
9/1	@CHI	3-0W	W13	8.1	4	0	0	0	3	0	106
9/6	@COL	2-0W	W14	9.0	1	0	0	2	6	0	102
9/11	PIT	6-0W	W15	9.0	3	0	0	0	4	0	91
9/16	@FLA	1-5L	L10	6.0	6	5	3	1	10	1	101
9/21	@PIT	6-2W	W16	6.0	7	1	1	0	4	0	79
9/25	CIN	8-6W	W17	6.6	2	1	1	3	3	1	91
Sept. Totals: 5-1, 1.42 ERA											
2008 Totals: 17-10, 3.54											

8/31	STL	3-0W	W8	5.2	7	0	0	0	4	0	93
August Totals: 2-2, 4.22 ERA											
9/7	@COL	7-5W	ND	1.0	1	0	0	0	3	0	18
9/23	CIN	1-2L	L7	5.0	6	2	0	2	7	0	99
9/28	ATL	3-1W	W9	7.0	4	1	0	0	6	0	85
Sept. Totals: 1-1, 1.38 ERA											
2008 Totals: 9-7, 3.54											

CHRIS SAMPSON

Date	OPP	Result	W/L	IP	H	R	ER	BB	SO	HR	TP
4/4	@CHC	4-3W	ND	6.2	6	2	2	0	1	0	71
4/9	STL	4-6L	L1	4.0	6	3	3	2	1	0	68
4/18	COL	5-11L	L2	0.2	6	6	6	2	7	0	34
4/23	@CIN	9-3W	W1	7.0	6	2	2	1	6	1	86
4/28	@ARI	3-5L	L3	4.1	7	5	5	2	0	0	73
April Totals: 1-3, 7.15 ERA											
5/4	MIL	8-6W	ND	3.1	9	5	5	2	3	1	88
5/10	@LA	5-0W	W2	7.0	3	0	0	1	3	0	103
5/15	@SF	8-7W	ND	6.0	10	7	5	0	6	0	92
5/20	CHC	4-2W	W3	6.2	7	2	2	1	4	1	83
5/25	PHI	6-15L	ND	5.0	5	4	4	2	3	1	90
5/30	@MIL	1-5L	ND	0.2	7	0	0	0	1	0	9
May Totals: 2-0, 5.02 ERA											
6/1	@MIL	1-10L	ND	2.0	0	0	0	0	1	0	22
6/3	@PIT	2-0W	ND	1.0	0	0	0	0	0	0	9
6/5	@PIT	3-4L	ND	1.0	0	0	0	0	0	0	11
6/7	STL	4-8L	ND	1.1	1	1	1	0	0	0	13
6/11	MIL	6-10L	ND	1.1	3	3	2	1	1	1	37
6/14	NYG	4-8L	ND	1.0	0	0	0	0	0	0	7
6/18	@BAL	1-2L	ND	1.1	0	0	0	0	0	1	13
6/22	@TB	3-2W	ND	0.2	0	0	0	0	1	0	6
6/25	TEX	2-3L	ND	2.0	1	0	0	0	2	0	22
6/27	BOS	1-6L	ND	1.2	2	1	1	0	0	0	20
6/30	LAD	4-1W	ND	1.2	4	0	0	0	1	0	22
June Totals: 0-0, 2.40 ERA											
7/2	LAD	1-4L	ND	1.0	1	5	4	2	6	1	182
7/5	@ATL	6-1W	W4	5.0	2	1	1	0	2	1	56
7/9	@PIT	6-4W	ND	2.0	0	0	0	0	1	0	23
7/12	@WAS	6-4W	ND	1.2	0	0	0	0	1	0	13
7/13	@WAS	5-0W	ND	2.0	0	0	0	0	1	0	17
7/19	CHI	4-1W	ND	0.1	0	0	0	0	1	0	4
7/20	CHI	0-9L	ND	1.1	3	4	3	0	0	0	36
7/23	PIT	7-6L	ND	2.2	7	0	0	1	1	0	23
7/25	@MIL	3-1W	ND	1.2	1	0	0	0	1	0	26
7/27	@MIL	11-6W	W5	2.2	3	1	1	0	2	0	28
7/30	CIN	5-9L	ND	2.0	3	1	0	0	2	0	34
July Totals: 2-0, 2.01 ERA											
8/1	NYM	7-3W	ND	0.1	0	0	0	0	0	0	4
8/3	NYM	4-0W	ND	2.0	1	0	0	0	1	0	24
8/5	@CHI	7-11L	L3	1.1	4	3	3	1	1	0	25
8/8	@CIN	9-5W	W6	3.0	2	1	1	1	2	0	39
8/12	SF	12-4W	ND	1.0	1	0	0	0	1	0	10
8/15	ARI	2-12L	ND	2.2	5	2	2	2	2	0	52
8/18	@MIL	3-9L	ND	1.0	0	0	0	0	0	0	8
8/19	@MIL	5-2W	ND	0.2	1	0	0	0	1	0	9
8/20	@MIL	2-5L	ND	0.2	0	0	0	0	1	0	8
8/24	@NYM	6-4W	ND	2.0	0	0	0	0	0	0	18
8/29	STL	3-2W	ND	2.0	1	0	0	0	1	0	18
8/31	STL	3-0W	ND	1.1	2	0	0	1	2	0	24
August Totals: 1-1, 3.00 ERA											
9/2	@CHI	9-7W	ND	1.0	1	0	0	0	0	0	14
9/5	@COL	3-5L	ND	1.0	0	0	0	0	0	0	9
9/7	@COL	7-5W	ND	1.0	2	3	3	1	1	1	25
9/8	PIT	3-2W	ND	1.0	0	0	0	0	0	0	12
9/10	PIT	7-4W	ND	1.0	1	0	0	0	0	0	8
9/15	CHI	1-6L	ND	0.2	1	1	1	1	0	1	15
9/18	@FLA	1-8L	ND	1.1	3	2	2	1	2	0	30
9/20	@PIT	4-6L	ND	2.0	0	0	0	0	0	0	17
9/23	CIN	1-2L	ND	1.2	2	0	0	0	1	0	17
Sept. Totals: 0-0, 3.06 ERA											
2008 Totals: 6-4, 4.22											

CHAD PARONTO

Date	OPP	Result	W/L	IP	H	R	ER	BB	SO	HR	TP
7/7	@PIT	7-10L	ND	4.0	1	0	0	1	7	0	46
7/11	@WAS	0-10L	L1	2.1	6	3	3	1	1	1	48
7/20	CHI	0-9L	ND	0.2	1	0	0	0	0	0	6
7/22	PIT	2-8L	ND	1.1	0	0	0	0	0	0	13
7/27	@MIL	11-6W	ND	2.0	1	1	1	0	2	0	35
7/30	CIN	5-9L	ND	0.0	2	1	1	0	0	1	7
July Totals: 0-1, 4.35 ERA											
2008 Totals: 0-1, 4.35											

WARDY RODRIGUEZ

Date	OPP	Result	W/L	IP	H	R	ER	BB	SO	HR	TP
4/2	@SD	9-6W	ND	5.0	6	4	4	1	6	2	95
4/7	STL	5-3W	ND	7.1	3	0	0	0	6	0	91
4/13	FLA	5-1W	W1	7.0	5	1	1	1	7	1	93
4/19	COL	2-3L	ND	4.0	5	2	1	3	5	0	79
April Totals: 1-0, 2.31 ERA											
5/28	@STL	1-6L	L1	4.2	6	6	3	4	1	0	92
May Totals: 0-1, 5.79 ERA											
6/3	@PIT	2-0W	W2	6.0	5	0	0	1	3	0	91
6/8	STL	4-5L	L2	6.2	4	5	0	1	7	0	101
6/14	NYG	4-8L	L3	5.0	6	5	5	3	1	7	88
6/21	@TB	3-4L	ND	5.2	5	2	2	2	6	1	100
6/26	TEX	7-2W	W3	8.0	5	1	1	0	9	0	105
June Totals: 2-2, 2.30 ERA											
7/1	LAD	6-7L	ND	5.0	6	5	5	4	5	1	93
7/6	@ATL	6-7L	ND	5.1	7	3	3	2	8	1	107
7/12	@WAS	6-4W	W4	5.1	8	4	4	3	1	1	80
7/19	CHI	4-1W	W5	6.2	9	1	1	0	7	1	104
7/25	@MIL	3-1W	W6	6.0	3	1	1	3	7	0	100
7/30	CIN	5-9L	L4	4.2	9	6	6	1	4	3	87
July Totals: 3-1, 5.45 ERA											
8/5	@CH	7-11L	ND	5.0	9	6	6	2	1	0	81
8/10	@CIN	11-4W	W7	6.2	5	2	2	1	7	2	107
8/15	ARI	2-12L	L5	2.1	3	4	4	6	4	0	77
8/20	@MIL	2-5L	L6	5.1	3	3	2	5	6	0	102
8/26	CIN	1-2L	ND	7.0	3	1	1	1	10	0	108

SEASON IN REVIEW

2008 ASTROS PITCHER DAY-BY-DAYS

JOSE VALVERDE

Date	OPP	Result	W/L	IP	H	R	ER	BB	SO	HR	TP
4/2	@SD	9-6W	W1	2.0	3	1	1	0	2	0	30
4/4	@CHC	4-3W	S	1.0	1	1	1	0	0	1	12
4/7	STL	5-3W	W2	1.0	3	3	3	2	1	0	25
4/12	FLA	5-0W	ND	1.0	2	0	0	0	1	0	19
4/13	FLA	5-1W	ND	1.0	1	0	0	1	2	0	27
4/15	@PHI	3-4L	L1	0.1	3	4	3	0	2	2	20
4/17	@PHI	2-10L	ND	1.0	2	2	2	0	1	1	21
4/20	COL	6-4W	S2	1.0	1	0	0	1	0	0	23
4/22	SD	11-7W	W3	1.2	0	0	0	1	3	0	22
4/24	@CIN	5-3W	S3	1.0	0	0	0	0	2	0	15
4/25	@STL	3-2W	S4	1.0	1	0	0	1	1	0	22
4/29	@ARI	6-4W	S5	1.0	1	2	0	0	3	0	14
April Totals:	3-1	5-6	92	ERA	13.0	18	11	10	6	18	4 250
5/2	MIL	7-4W	S6	1.0	0	0	0	0	2	0	13
5/3	MIL	8-2W	ND	1.0	0	0	0	0	0	0	14
5/4	MIL	8-6W	ND	2.0	1	0	0	0	2	0	29
5/6	WSH	6-5W	S7	1.0	0	0	0	0	0	0	5
5/7	WSH	4-3W	W4	1.0	0	0	0	0	1	0	16
5/11	@LAD	8-5W	S8	0.1	0	0	0	0	0	0	9
5/12	@SF	7-3W	S9	0.1	1	0	0	0	0	0	3
5/14	@SF	6-3W	S10	1.0	1	0	0	0	0	0	11
5/15	@SF	8-7W	S11	1.0	0	0	0	0	2	0	15
5/18	@TEX	5-4W	S12	1.1	2	0	0	0	3	0	27
5/20	CHC	4-2W	S13	1.0	0	0	0	1	1	0	13
5/21	CHC	5-3W	S14	1.0	0	0	0	1	2	0	14
5/23	PHI	4-3W	S15	1.0	4	2	2	0	1	0	29
5/28	@STL	1-6L	ND	1.0	1	2	0	0	1	0	12
5/31	@MIL	1-4L	ND	1.0	1	0	0	0	1	0	8
May Totals:	1-0	10	1-20	ERA	15.0	11	2	2	16	0 218	
6/3	@PIT	2-0W	S16	1.0	0	0	0	0	1	0	13
6/6	STL	6-1W	ND	1.0	0	0	0	0	3	0	14
6/8	STL	4-5L	ND	1.0	0	0	0	2	0	0	15
6/12	MIL	6-9L	ND	3.0	3	2	2	1	1	1	25
6/13	NYI	1-2L	ND	1.0	1	0	0	1	2	0	23
6/17	@BAL	5-6L	ND	0.2	1	0	0	1	1	0	19
6/18	@BAL	1-2L	L2	0.1	3	1	1	0	0	0	15
6/20	@TB	4-3W	S17	1.0	1	1	1	0	1	1	14
6/22	@TB	3-2W	S18	1.0	0	0	0	0	1	0	10
6/24	TEX	4-3W	S19	1.1	1	2	2	1	3	1	27
6/28	BOS	11-10W	S20	1.0	1	1	1	1	3	1	14
6/29	BOS	3-2W	S21	1.0	0	0	0	1	0	0	15
6/30	LAD	4-1W	S22	1.0	1	0	0	0	0	0	19
June Totals:	0-1	7	5-11	ERA	12.1	12	7	7	16	4 223	
7/5	@ATL	6-1W	ND	1.0	0	0	0	0	1	0	16
7/6	@ATL	6-7L	ND	1.1	1	0	0	1	0	0	26
7/8	@PIT	3-4L	ND	0.1	0	0	0	0	1	0	8
7/9	@PIT	6-4W	S23	1.0	1	0	0	0	0	0	19
7/12	@WAS	6-4W	S24	1.0	0	0	0	0	0	0	15
7/19	CHI	4-1W	S25	1.0	0	0	0	0	2	0	16
7/21	PIT	3-9L	L3	0.1	5	6	6	1	0	2	28
7/25	@MIL	3-1W	S26	1.0	1	0	0	0	0	1	16
7/28	CIN	5-4W	S27	1.0	0	0	0	0	0	0	15
July Totals:	0-1	5	6-75	ERA	8.0	8	6	6	2	5 2 159	
8/1	NYM	7-3W	ND	1.0	0	0	0	0	1	0	17
8/2	NYM	5-4W	WS	1.0	0	0	0	0	2	0	15
8/3	NYM	4-0W	ND	1.0	0	0	0	0	1	0	22
8/7	@CIN	7-4W	ND	1.0	2	1	1	1	0	0	31
8/9	@CIN	3-1W	S28	1.0	0	0	0	0	1	0	18
8/11	SF	3-1W	S29	1.0	0	0	0	0	2	0	14
8/14	SF	7-4W	S30	1.0	0	0	0	0	0	0	6
8/17	ARI	3-0W	S31	1.0	0	0	0	0	0	0	12
8/19	@MIL	5-2W	S32	1.0	0	0	0	0	2	0	15
8/24	@NYM	6-4W	S33	1.0	0	0	0	0	0	0	17
8/27	CIN	4-1W	S34	1.0	0	0	0	1	3	0	15
8/28	CIN	3-2W	S35	1.0	0	0	0	0	3	0	13
8/30	STL	8-5W	S36	2.0	1	0	0	0	1	0	12
8/31	STL	3-0W	S37	1.0	0	0	0	0	1	0	18
August Totals:	1-0	10	0-64	ERA	14.0	5	1	3	17	0 223	
9/1	@CHI	3-0W	S38	0.2	0	0	0	0	0	0	11
9/2	@CHI	9-7W	S39	1.0	1	0	0	0	2	0	22

9/7	@COL	7-5W	S40	1.0	1	0	0	0	0	3	0 17
9/8	PIT	3-2W	S41	1.0	0	0	0	0	0	1	0 14
9/10	PIT	7-4W	S42	1.0	1	0	0	0	0	0	0 11
9/16	@FLA	1-3L	ND	1.0	1	0	0	0	0	2	0 19
9/19	@PIT	5-1W	ND	0.1	0	0	0	0	0	0	0 3
9/23	CIN	1-2L	ND	1.0	0	0	0	0	0	0	0 13
9/25	CIN	6-6W	S43	0.2	1	0	0	0	0	2	0 15
9/26	ATL	5-4W	W6	1.0	2	1	1	2	1	0	29
9/28	ATL	3-1W	S44	1.0	1	0	0	1	0	0	16
Sept. Totals:	1-0	7	0-93	ERA	9.2	8	1	1	3	11 0 170	
2008 Totals:	6-2	44	3-38	72.0	62	28	27	73	83	10 1243	

OSCAR VILLARREAL

Date	OPP	Result	W/L	IP	H	R	ER	BB	SO	HR	TP
4/1	@SD	1-2L	ND	2.0	2	0	0	0	1	0	29
4/3	@SD	2-3L	L1	2.0	3	1	1	0	0	0	21
4/5	@CHC	7-9L	ND	0.0	0	1	1	1	0	0	5
4/6	@CHC	2-3L	L2	1.0	1	1	1	0	0	1	15
4/8	STL	3-5L	ND	1.0	0	0	0	0	0	0	11
4/9	STL	4-6L	ND	2.0	2	1	1	0	1	0	16
4/11	FLA	6-10L	ND	7.0	3	2	2	0	2	1	26
4/17	@PHI	2-10L	ND	2.0	3	2	2	0	2	2	34
4/19	COL	2-3L	L3	2.0	2	1	1	1	1	0	35
4/21	SD	10-3W	ND	1.0	1	0	0	0	0	0	19
4/27	@STL	1-5L	ND	1.0	0	0	0	0	0	0	10
4/28	@ARI	3-5L	ND	1.0	0	0	0	0	0	2	13
4/29	@ARI	6-4W	ND	1.1	1	1	1	1	2	0	24
April Totals:	0-3	5	1-9	ERA	17.1	18	10	10	3	11 6 258	
5/3	MIL	6-2W	ND	1.1	0	0	0	1	2	0	21
5/8	WSH	3-8L	ND	1.0	3	3	3	2	2	1	37
5/10	@LAD	5-0W	ND	1.0	0	0	0	0	0	0	7
5/13	@SF	2-4L	ND	0.1	1	0	0	0	0	0	9
5/14	@SF	6-3W	W1	0.1	0	0	0	0	0	0	4
5/16	@TEX	8-16L	ND	1.8	6	6	2	1	0	3	34
5/22	PHI	5-7L	ND	1.0	1	0	0	1	0	0	20
5/24	PHI	4-3W	ND	0.0	0	0	0	0	1	0	5
5/25	PHI	6-15L	ND	2.0	0	0	0	0	0	0	18
5/27	@STL	8-2W	ND	1.0	0	0	0	0	1	0	11
5/30	@MIL	1-5L	ND	1.0	1	0	0	0	1	0	8
5/31	@MIL	1-4L	ND	1.0	1	1	1	0	1	1	16
May Totals:	1-0	4	9-1	ERA	11.0	13	10	6	7	5 190	
6/4	@PIT	2-5L	ND	0.2	0	0	0	0	0	0	6
6/7	STL	4-8L	ND	0.2	0	0	0	0	2	0	15
6/11	MIL	6-10L	ND	0.2	0	0	0	1	0	0	10
6/12	MIL	6-9L	ND	1.0	0	0	0	0	0	1	12
6/15	NYI	0-13L	ND	2.0	3	2	2	2	0	0	41
6/19	@BAL	5-7L	ND	1.0	1	0	0	0	0	0	7
6/26	TEX	7-2W	ND	1.0	2	1	1	0	2	0	14
6/27	BOS	1-6L	ND	1.1	2	0	0	0	0	0	24
6/29	BOS	3-2W	ND	0.0	2	1	1	1	0	1	13
June Totals:	0-0	4	32	ERA	8.1	10	4	4	6	3 1 142	
7/1	LAD	6-7L	ND	1.0	1	1	1	2	0	0	22
July Totals:	0-0	0	0-0	ERA	1.0	1	1	2	0	0 22	
2008 Totals:	1-3	5	08	37.2	42	25	21	17	21	12 512	

RANDY WOLF

Date	OPP	Result	W/L	IP	H	R	ER	BB	SO	HR	TP
7/27	@MIL	11-6W	ND	4.1	7	4	3	3	3	1	105
8/3	NYM	4-0W	W7	5.0	6	0	0	0	3	7	0 96
8/8	@CIN	9-5W	ND	6.0	7	4	4	2	6	1	93
8/13	SF	6-2W	WS	7.0	6	2	2	2	3	0	110
8/18	@MIL	3-9L	L11	4.0	5	6	6	3	5	0	86
8/24	@NYM	6-4W	ND	6.0	7	4	4	3	4	2	101
8/29	STL	3-2W	ND	6.0	3	2	1	1	1	0	93
August Totals:	2										

SEASON IN REVIEW



2008 ASTROS PITCHER DAY-BY-DAYS

WESLEY WRIGHT

Date	OPP	Result	W/L	IP	H	R	ER	BB	SO	HR	TP			
3/31	@SD	0-4L	ND	0.1	0	0	0	0	0	0	6			
4/4	@CHC	4-3W	WT	0.1	0	0	0	0	0	0	7			
4/5	@CHC	7-9L	ND	0.0	1	1	1	0	0	0	8			
4/8	STL	3-5L	ND	1.0	0	0	0	0	2	0	11			
4/11	FLA	6-10L	ND	0.2	0	0	0	3	0	0	22			
4/16	@PHI	2-1W	ND	1.0	0	0	0	0	3	0	12			
4/18	COL	5-11L	ND	1.0	1	2	2	1	1	1	18			
4/20	COL	6-4W	W2	1.0	1	0	0	0	1	0	26			
4/23	@CIN	9-3W	ND	1.0	1	0	0	0	0	0	12			
4/25	@STL	3-2W	W3	1.0	0	0	0	1	2	0	19			
4/26	@STL	3-4L	ND	0.0	1	0	0	0	0	0	7			
4/28	@AR	3-5L	ND	1.0	0	0	0	0	1	0	9			
4/30	@ARI	7-9L	ND	0.2	1	1	1	0	1	0	12			
May Totals				3-0	4.00	ERA	9.0	6	4	4	5	11	1	189
5/3	MIL	6-2W	ND	1.0	0	0	0	0	0	0	13			
5/4	MIL	8-6W	ND	1.0	0	0	0	0	1	0	11			
5/8	WSH	3-8L	ND	1.0	2	1	1	0	0	0	14			
5/10	@LAD	5-0W	ND	1.0	0	0	0	0	1	0	16			
5/11	@LAD	8-5W	ND	0.0	1	1	0	1	0	0	8			
5/13	@SF	3-4L	ND	0.1	0	0	0	0	0	0	8			
5/14	@SF	8-3W	ND	0.2	0	0	0	1	0	0	14			
5/16	@TEX	8-10L	L1	1.1	3	2	3	2	1	0	39			
5/19	CHC	2-7L	ND	0.1	1	1	1	1	0	0	16			
5/22	PHI	5-7L	L2	1.0	1	1	1	0	1	1	13			
5/24	PHI	4-3W	ND	0.1	0	0	0	0	0	0	6			
5/25	PHI	6-15L	ND	1.0	1	1	1	1	0	0	14			
5/30	@MIL	1-9L	ND	1.1	1	0	0	0	1	0	25			
May Totals				0-2	5.23	ERA	10.1	10	7	6	7	4	1	185
6/1	@MIL	1-10L	NO	0.2	1	0	0	2	1	0	22			
6/7	STL	4-8L	ND	1.0	0	0	0	0	2	0	12			
6/10	MIL	6-1W	NG	1.0	0	0	0	0	1	0	12			
6/11	MIL	8-10L	ND	0.2	0	0	0	0	2	0	8			
6/13	NYG	1-2L	ND	0.2	0	0	0	0	0	0	8			
6/14	NYG	4-8L	ND	1.0	2	0	0	0	2	0	17			
6/15	NYG	0-13L	ND	0.1	3	4	4	0	0	2	11			
6/18	@BAL	1-2L	ND	0.1	0	0	0	1	1	0	8			
6/22	@TB	3-2W	ND	0.1	0	0	0	1	1	0	12			
6/24	TEX	4-3W	ND	0.2	0	0	0	1	0	0	13			
6/27	BOS	1-6L	ND	0.1	1	2	2	2	0	0	16			
6/29	BOS	3-2W	ND	0.2	0	0	0	1	2	0	14			
6/30	LAD	4-1W	ND	0.1	0	0	0	0	0	0	6			
June Totals				0-0	6.75	ERA	8.0	7	6	6	8	12	2	159
7/1	LAD	6-7L	L3	2.0	2	1	1	1	1	1	36			
7/4	@ATL	2-6L	ND	2.0	2	1	1	1	0	0	29			
7/6	@ATL	6-7L	ND	1.1	1	1	1	1	3	0	30			
7/8	@PIT	3-4L	ND	0.1	1	0	0	0	1	0	10			
7/11	@WAS	0-10L	ND	1.0	0	0	0	0	0	0	8			
7/20	CHI	0-9L	ND	0.1	0	0	0	0	0	0	2			
7/22	PIT	2-8L	ND	1.0	0	0	0	0	0	0	14			
7/23	PIT	7-8L	ND	1.0	0	0	0	1	0	0	13			
7/25	@MIL	3-1W	ND	0.1	0	0	0	0	0	0	1			
7/28	CIN	5-4W	ND	0.1	0	0	0	0	0	0	2			
7/29	CIN	6-2W	W1	0.1	0	0	0	0	1	0	9			
7/30	CIN	5-9L	NO	1.0	1	0	0	0	0	0	9			
July Totals				0-1	7.24	ERA	11.0	7	3	3	4	6	1	163
8/1	NYM	7-3W	ND	0.2	0	0	0	0	0	0	8			
8/3	NYM	4-0W	ND	0.0	1	0	0	0	0	0	7			
8/5	@CHI	7-11L	ND	0.1	0	0	0	0	1	0	7			
8/7	@CIN	7-4W	ND	0.2	1	2	2	1	1	1	17			
8/8	@CIN	9-5W	ND	1.0	0	0	0	0	0	0	10			
8/10	@CIN	11-4W	ND	1.0	1	0	0	0	2	0	17			
8/14	SF	7-4W	ND	0.2	0	0	0	0	1	0	15			
8/15	ARI	2-12L	ND	1.0	0	0	0	0	1	0	13			
8/18	@MIL	3-9L	ND	1.0	1	1	1	3	3	1	16			
8/20	@MIL	2-5L	ND	0.2	0	1	1	1	2	0	12			
8/25	@NYM	1-9L	ND	1.2	1	3	3	2	1	1	35			
August Totals				0-0	7.27	ERA	8.2	5	7	7	5	11	3	157

9/2	@CH	9-7W	W4	2.0	1	0	0	2	2	0	30			
9/8	PIT	3-2W	ND	0.2	2	2	0	1	1	0	27			
9/10	PIT	7-4W	ND	0.1	1	2	2	1	1	0	18			
9/15	CHI	1-8L	ND	1.0	0	0	0	0	1	0	14			
9/18	@FLA	1-8L	ND	1.1	3	2	2	2	2	0	29			
9/20	@PIT	4-6L	ND	1.0	1	0	0	1	1	0	24			
9/21	@PIT	6-2W	ND	1.0	2	1	1	0	1	0	14			
9/25	CIN	8-6W	ND	0.1	0	0	0	0	2	0	14			
9/27	ATL	5-11L	ND	1.0	0	0	0	0	2	0	12			
Sept. Totals				1.0	5.19	ERA	0.2	10	7	5	5	13	0	181
2008 Total				4-3	1.50	ERA	55.2	45	34	31	34	57	0	1024

ASTROS RECORD WHEN

Overall Record:	66-75	
Home Record:	47-33	
—with Roof Open:	12-7	
—with Roof Closed:	35-26	
—with Roof Both Open and Closed:	0-0	
Road Record:	39-42	
Series Record:	26-24-2	
Sweeps:	10-6	
When Scoring 4 or More Runs:	68-26	
When Scoring 3 or Fewer Runs:	18-49	
Shutouts:	13-6	
In One-Run Games:	21-21	
In Two-Run Games:	19-10	
vs. Left-Handed Starters:	26-20	
vs. Right-Handed Starters:	60-55	
During the Day:	23-20	
At Night:	63-55	
When Scoring First:	49-24	
Opponent Scores First:	37-51	
Out-hit Opponent:	62-15	
Out-hit by Opponent:	14-55	
Equal Hits:	10-5	
When Hitting Home Run:	64-40	
No Home Runs:	22-35	
Walkoff Home Runs:	4-0	
Come-from-Behind Wins:	41	
Losses After Leading:	32	
Extra-Inning Games:	5-3	
After Six Innings:		
Lead: 62-8	Tie: 9-7	Trail: 15-60
After Seven Innings:		
Lead: 66-5	Tie: 11-9	Trail: 9-61
After Eight Innings:		
Lead: 75-3	Tie: 7-4	Trail: 4-68

SEASON IN REVIEW

2008 ASTROS HOME RUNS

REGGIE ABERCROMBIE (2)

Date	Season HR #	Career HR #	Pitcher	Inning	Count	Distance	Location	H/R	D/N	Roof
6/27	1	8	Okajima, BOS	8	2-2	395	left	H	N	c
8/18	2	9	Sabathia, MIL	5	1-0		left	R	N	

BRAD AUSMUS (3)

Date	Season HR #	Career HR #	Pitcher	Inning	Count	Distance	Location	H/R	D/N	Roof
5/14	1	77	Sadler, SF	8	0-0		left	R	N	
8/24	2	78	Feliciano, NYM	10	2-2		left	R	D	
9/28	3	79	Hampton, ATL	3	0-0	395	left	H	D	o

BRANDON BACKE (2)

Date	Season HR #	Career HR #	Pitcher	Inning	Count	Distance	Location	H/R	D/N	Roof
5/3	1	3	Parrs, MIL	5	2-2	340	left	H	N	o
8/1	2	4	Martinez, NYM	3	3-2	409	left-center	H	N	c

LANCE BERKMAN (29)

Date	Season HR #	Career HR #	Pitcher	Inning	Count	Distance	Location	H/R	D/N	Roof
4/2	1	260	Hoffman, SD	9	3-1		center	R	N	
4/7	2	261	Wellmeyer, STL	7	2-0	430	right-center	H	N	o
4/11	3	262	Nolasco, FLA	5	0-0	332	left	H	N	o
4/12	4	263	Miller, FLA	2	2-1	380	left	H	N	o
4/21	5	264	Germano, SD	1	0-0	416	right-center	H	N	o
4/24	6	265	Cueto, CIN	1	2-2		right	R	D	
4/26	7	266	Wainwright, STL	4	0-0		center	R	D	
4/26	8	267	Wainwright, STL	7	1-1		right	R	D	
5/2	9	268	Villanueva, MIL	6	1-0	347	left	H	N	c
5/4	10	269	Sheets, MIL	2	1-2	354	right	H	D	o
5/7	11	270	Perez, WSH	4	2-1	400	left	H	N	c
5/9	12	271	Lowe, LAD	5	2-0		right	R	N	
5/12	13	272	Zito, SF	6	3-1		left-center	R	N	
5/14	14	273	Misch, SF	1	2-0		left	R	N	
5/15	15	274	Chulk, SF	9	0-0		right	R	D	
5/17	16	275	Padilla, TEX	4	2-1		left-center	R	N	
5/29	17	276	Franklin, STL	9	1-1		right-center	R	N	
6/08	18	277	Lohse, STL	3	3-1	460	right-center	H	D	c
6/10	19	278	McClung, MIL	1	1-2	369	left	H	N	c
6/18	20	279	Guthrie, BAL	7	1-1		right	R	N	
6/24	21	280	Benoit, TEX	8	0-0	391	right-center	H	N	c
6/30	22	281	Stults, LAD	1	2-1	380	left	H	N	c
8/10	23	282	Harang, CIN	3	3-2		left-center	R	D	
8/12	24	283	Taschner, SF	7	3-1	398	left	H	N	c
8/14	25	284	Hinshaw, SF	8	0-1	363	left	H	D	c
8/23	26	285	Maine, NYM	3	0-0		left	R	N	
8/29	27	286	Springer, STL	9	2-1	370	left	H	N	c
9/9	28	287	Ohiendorf, PIT	1	2-1	350	left	H	N	c
9/24	29	288	Ramirez, CIN	1	0-0	401	left	H	N	c

GEOFF BLUM (14)

Date	Season HR #	Career HR #	Pitcher	Inning	Count	Distance	Location	H/R	D/N	Roof
4/2	1	72	Maddux, SD	2	1-1		right	R	N	
4/11	2	73	Nolasco, FLA	5	2-0	382	right	H	N	o
4/22	3	74	Peavy, SD	4	2-2	338	right	H	N	o
6/06	4	75	Boggs, STL	8	2-2	367	right	H	N	c
6/29	5	76	Beckett, BOS	2	2-0	365	right	H	D	c
7/09	6	77	Van Benschoten, PIT	1	0-0		right	R	D	
7/27	7	78	Suppan, MIL	2	2-2		right	R	D	
7/27	8	79	Suppan, MIL	5	0-0		right	R	D	
7/28	9	80	Cueto, CIN	3	1-1	383	right	H	N	c
8/5	10	81	Harden, CHI	8	0-0		right	R	D	
8/10	11	82	Harang, CIN	3	0-0		right	R	D	
8/19	12	83	Sheets, MIL	6	1-2		right-center	R	N	
8/30	13	84	Looper, STL	5	1-1	365	right	H	N	c
9/2	14	85	Wood, CHI	11	0-0		right	R	N	

SEASON IN REVIEW



2008 ASTROS HOME RUNS

MICHAEL BOURN (5)

Date	Season HR #	Career HR #	Pitcher	Inning	Count	Distance	Location	H/R	D/N	Roof
4/13	1	2	Badenhop, FLA	3	3-1	363	right	H	D	o
4/16	2	3	Kendrick, PHI	5	0-1		right	R	N	
5/3	3	4	Parra, MIL	5	3-1	347	right	H	D	o
6/25	4	5	Feldman, TEX	2	1-2	395	right	H	N	c
8/10	5	6	Harang, CIN	1	1-2		right	R	D	

DARIN ERSTAD (4)

Date	Season HR #	Career HR #	Pitcher	Inning	Count	Distance	Location	H/R	D/N	Roof
5/15	1	119	Walker, SF	8	1-0		right	R	D	
6/12	2	120	Sheets, MIL	3	2-1	386	right	H	D	c
8/24	3	121	Feliciano, NYM	10	0-1		right	R	D	
9/26	4	122	Tavarez, ATL	9	0-0	354	right	H	N	o

CARLOS LEE (28)

Date	Season HR #	Career HR #	Pitcher	Inning	Count	Distance	Location	H/R	D/N	Roof
4/2	1	254	Maddux, SD	6	1-1		left-center	R	N	
4/5	2	255	Marquis, CH	4	0-0		left-center	R	D	
4/7	3	256	Wellemeier, STL	7	1-1	390	left	H	N	o
4/17	4	257	Condrey, PHI	9	2-1		right	R	D	
4/25	5	258	Isringhausen, STL	9	0-0		left	R	N	
4/30	6	259	Johnson, ARI	1	0-1		left	R	D	
5/2	7	260	Villanueva, MIL	6	2-2	378	left	H	N	c
5/13	8	261	Cain, SF	8	0-1		left	R	N	
5/15	9	262	Walker, SF	8	1-0		left	R	D	
5/21	10	263	Gallagher, CHI	3	0-2	375	left	H	N	c
5/25	11	264	Hamels, PHI	1	3-2	350	left	H	D	c
5/29	12	265	Lohse, STL	7	0-0		center	R	N	
6/11	13	266	Parra, MIL	3	2-0	409	left-center	H	N	c
6/14	14	267	Mussina, NYY	1	1-1	357	left	H	N	c
6/17	15	268	Albers, BAL	6	1-1		left	R	N	
6/21	16	269	Jackson, TB	4	0-0		left	R	N	
6/22	17	270	Kazmir, TB	6	2-2		left	R	D	
6/28	18	271	Lester, BOS	5	0-1	375	left	H	N	c
7/02	19	272	Wade, LAD	9	1-2	356	left	H	N	c
7/07	20	273	Dumabrait, PIT	1	0-1		left	R	N	
7/08	21	274	Beam, PIT	5	1-0		left-center	R	N	
7/18	22	275	Lilly, CHI	7	1-1	405	left	H	N	c
7/26	23	276	Bush, MIL	4	0-0		left	R	N	
7/29	24	277	Arroyo, CIN	5	1-0	377	left	H	N	c
8/1	25	278	Martinez, NYM	4	1-2	423	left-center	H	N	c
8/5	26	279	Howry, CHI	7	0-0		left	R	D	
8/6	27	280	Marquis, CHI	3	0-2		left	R	D	
8/8	28	281	Cueto, CIN	1	1-2		left	R	N	

MARK LORETTA (4)

Date	Season HR #	Career HR #	Pitcher	Inning	Count	Distance	Location	H/R	D/N	Roof
6/01	1	73	Bush, MIL	1	3-2		left	R	D	
6/12	2	74	Mota, MIL	8	3-2	351	left	H	D	c
6/28	3	75	Lester, BOS	3	0-0	360	left	H	N	c
8/1	4	76	Heilman, NYM	8	1-0	360	left	H	N	c

KAZUO MATSUI (6)

Date	Season HR #	Career HR #	Pitcher	Inning	Count	Distance	Location	H/R	D/N	Roof
4/26	1	18	Wainwright, STL	1	1-1		right	R	D	
7/23	2	19	Snell, PIT	2	0-1	363	right	H	D	c
8/1	3	20	Martinez, NYM	1	2-2	381	right-center	H	N	c
8/2	4	21	Schoeneweis, NYMB	1	1-2	396	left	H	N	c
8/8	5	22	Cueto, CIN	1	3-2		right	R	N	
9/23	6	23	Volquez, CIN	1	0-2	350	left	H	N	c

2008 REVIEW

2008 ASTROS HOME RUNS

DAVID NEWHAN (2)

Date	Season HR #	Career HR #	Pitcher	Inning	Count	Distance	Location	H/R	D/N	Roof
8/23	1	22	Maine, NYM	6	1-2		right	R	N	
8/29	2	23	Lohse, STL	7	3-1	385	right	H	N	c

HUMBERTO QUINTERO (2)

Date	Season HR #	Career HR #	Pitcher	Inning	Count	Distance	Location	H/R	D/N	Roof
8/08	1	4	Masset, CIN	7	0-1		right	R	N	
8/18	2	5	Harang, CIN	5	0-1	364	left	H	D	

HUNTER PENCE (25)

Date	Season HR #	Career HR #	Pitcher	Inning	Count	Distance	Location	H/R	D/N	Roof
4/22	1	18	Peavy, SD	6	1-0	342	left	H	N	o
5/2	2	19	Villanueva, MIL	5	1-2	354	right	H	N	c
5/2	3	20	Riske, MIL	8	1-1	408	left	H	N	c
5/4	4	21	Stetter, MIL	12	2-0	363	left	H	D	o
5/20	5	22	Dempster, CHI	4	2-0	355	right	H	N	c
5/23	6	23	Eaton, PHI	5	0-1	345	right	H	N	c
5/23	7	24	Eaton, PHI	7	3-0	393	left	H	N	c
6/07	8	25	Wainwright, STL	5	0-0	395	left	H	N	c
6/19	9	26	Burres, BAL	2	1-1		left	R	N	
6/22	10	27	Kazmir, TB	3	1-2		left	R	D	
7/08	11	28	Snell, PIT	4	2-2		center	R	N	
7/12	12	29	Balester, WSH	4	1-0		left	R	N	
7/26	13	30	Bush, MIL	4	0-0		left	R	N	
7/30	14	31	Volquez, CIN	5	1-0	382	left	H	N	c
8/7	15	32	Fogg, CIN	3	2-0		left-center	R	N	
8/8	16	33	Cordero, CIN	10	2-1		left	R	N	
8/12	17	34	Espinell, SF	8	3-2	373	left	H	N	c
8/24	18	35	Perez, NYM	4	0-0		left	R	D	
8/27	19	36	Fogg, CIN	4	0-1	337	left	H	N	c
8/30	20	37	Looper, STL	1	2-0	373	right	H	N	c
9/6	21	38	Francis, COL	6	3-1		left	R	N	
9/10	22	39	Gorzelanny, PIT	2	1-0	403	right-center	H	N	c
9/17	23	40	Nolasco, FLA	2	0-0		center	R	N	
9/17	24	41	Nolasco, FLA	4	1-2		right-center	R	N	
9/27	25	42	Parr, ATL	2	0-1	389	left	H	N	o

MARK SACCOMANNO (1)

Date	Season HR #	Career HR #	Pitcher	Inning	Count	Distance	Location	H/R	D/N	Roof
9/8	1	1	Snell, PIT	5	0-0	382	right-center	H	N	c

MIGUEL TEJADA (13)

Date	Season HR #	Career HR #	Pitcher	Inning	Count	Distance	Location	H/R	D/N	Roof
4/6	1	259	Zambrano, CHI	7	0-2		left	R	D	
4/7	2	260	McClellan, STL	9	0-0	360	right	H	N	o
4/17	3	261	Myers, PHI	4	1-2		right	R	D	
4/21	4	262	Germano, SD	2	2-2	386	left	H	N	o
5/2	5	263	Villanueva, MIL	6	0-1	365	left	H	N	c
5/27	6	264	Looper, STL	5	1-1		left	R	N	
6/07	7	265	McClellan, STL	7	0-1	343	left	H	N	c
6/11	8	266	Parra, MIL	3	0-2	371	left	H	N	c
6/12	9	267	Sheets, MIL	1	2-1	363	left	H	D	c
6/19	10	268	Burres, BAL	6	1-1		left	R	N	
7/29	11	269	Arroyo, CIN	3	2-0	380	left	H	N	c
8/9	12	270	Affeldt, CIN	7	0-1		right	R	N	
9/10	13	271	Bautista, PIT	6	2-2	390	left-center	H	N	c



2008 ASTROS HOME RUNS

J.R. TOWLES (4)

Date	Season HR #	Career HR #	Pitcher	Inning	Count	Distance	Location	H/R	D/N	Roof
4/4	1	2	Hill, CHI	4	0-1		left	R	D	
4/7	2	3	Jimenez, STL	8	0-1	345	left	H	N	o
4/13	3	4	Badenhop, FLA	2	1-2	347	left	H	D	o
4/19	4	5	Cook, COL	3	3-1	345	left	H	N	o

TY WIGGINTON (23)

Date	Season HR #	Career HR #	Pitcher	Inning	Count	Distance	Location	H/R	D/N	Roof
4/2	1	88	Maddux, SD	2	3-2		left	R	N	
5/28	2	89	Wainwright, STL	2	0-0		left	R	N	
6/04	3	90	Duke, PIT	3	2-2		left	R	N	
6/11	4	91	Parrs, MIL	6	1-1	370	right	H	N	c
6/28	5	92	De.carmen, BOS	8	3-2	360	right	H	N	c
7/01	6	93	Falkenberg, LAD	6	1-1	350	right	H	N	c
7/06	7	94	Morton, ATL	3	1-1		left	R	D	
7/13	8	95	Perez, WSH	2	2-2		left	R	D	
7/30	9	96	Volquez, CIN	7	1-1	390	left	H	N	c
8/3	10	97	Perez, NYM	2	0-1	408	left-center	H	D	c
8/5	11	98	Harden, CHI	5	2-1		left-center	R	D	
8/11	12	99	Sadler, SF	8	0-0	376	left	H	N	c
8/12	13	100	Espinell, SF	7	1-1	350	right	H	N	c
8/15	14	101	Webb, ARI	6	1-2	360	left	H	N	c
8/17	15	102	Johnson, ARI	1	1-0	344	left	H	D	c
8/18	16	103	Sabathia, MIL	6	1-1		center	R	N	
8/27	17	104	Majewski, CIN	7	1-0	372	left	H	N	c
8/28	18	105	Harang, CIN	1	2-0	329	left	H	D	c
8/28	19	106	Harang, CIN	6	1-0	413	left-center	H	D	c
8/30	20	107	Looper, STL	1	2-2	355	right	H	N	c
8/31	21	108	Franklin, STL	8	1-2	405	left-center	H	D	c
9/3	22	109	Dempster, CHI	5	0-0		left-center	R	N	
9/26	23	110	Campillo, ATL	2	2-2	356	right	H	N	o

SEASON IN REVIEW

2009 NATIONAL LEAGUE BATTING LEADERS

BATTING AVERAGE

364	Jones, C	ATL
357	Pujols, A	STL
321	Holliday, M	COL
316	Guzman, C	WSH
312	Berkman, L	HOU
307	Theriot, R	CHI
306	Winn, R	SF
306	Giles, B	SD
305	Ethier, A	LA
302	Wright, D	NY

HOME RUNS

48	Howard, R	PHI
40	Dunn, A	ARI
38	Delgado, C	NY
37	Braun, R	MIL
37	Pujols, A	STL
37	Ludwick, R	STL
36	Gonzalez, A	SD
34	Felder, P	MIL
33	(04) PLAYERS TIED	

RUNS BATTED IN

146	Howard, R	PHI
124	Wright, D	NY
119	Gonzalez, A	SD
116	Pujols, A	STL
115	Delgado, C	NY
113	Ludwick, R	STL
112	Beltran, C	NY
111	Ramirez, A	CHI
106	Braun, R	MIL
106	Berkman, L	HOU

MULTI HIT GAMES

64	Reyes, J	NY
58	Theriot, R	CHI
57	Guzman, C	WSH
56	Pujols, A	STL
53	Drew, S	ARI
52	Atkins, G	COL
51	Wright, D	NY
50	(04) PLAYERS TIED	

RUNS

125	Ramirez, H	FLA
116	Beltran, C	NY
115	Wright, D	NY
114	Berkman, L	HOU
113	McLouth, N	PIT
113	Utley, C	PHI
113	Reyes, J	NY
107	Holliday, M	COL
105	Howard, R	PHI
104	Ludwick, R	STL

HITS

204	Reyes, J	NY
189	Wright, D	NY
187	Pujols, A	STL
183	Winn, R	SF
183	Guzman, C	WSH
181	Lee, D	CHI
179	Tejada, M	HOU
178	Drew, S	ARI
178	Theriot, R	CHI
177	(02) PLAYERS TIED	

TOTAL BASES

342	Pujols, A	STL
338	Braun, R	MIL
334	Wright, D	NY
331	Howard, R	PHI
327	Reyes, J	NY
325	Utley, C	PHI
318	Ramirez, H	FLA
318	Ludwick, R	STL
314	Gonzalez, A	SD
314	Berkman, L	HOU

GRAND SLAMS

2	Vogelbein, D	FLA
2	Dunn, A	ARI
2	De Rosa, M	CHI
2	Delgado, C	NY
1	(41) PLAYERS TIED	

DOUBLES

46	McLouth, N	PIT
46	Berkman, L	HOU
45	Hart, C	MIL
44	Drew, S	ARI
44	Pujols, A	STL
44	Ramirez, A	CHI
42	McCann, B	ATL
42	Young, C	ARI
42	Wright, D	NY
41	(03) PLAYERS TIED	

TRIPLES

19	Reyes, J	NY
11	Drew, S	ARI
11	Lewis, F	SF
9	Rollins, J	PHI
8	Victorino, S	PHI
7	Braun, R	MIL
7	Weeks, Jr, R	MIL
7	Velez, E	SF
7	Young, C	ARI
7	Phillips, B	CIN

STOLEN BASES

68	Taveres, W	COL
56	Reyes, J	NY
47	Rollins, J	PHI
41	Bourn, M	HOU
40	Pierre, J	LA
36	Victorino, S	PHI
35	Kemp, M	LA
35	Ramirez, H	FLA
28	Holliday, M	COL
25	(02) PLAYERS TIED	

HITTING STREAKS

22	Johnson, K	ATL
09/01 - 09/24		
19	Kemp, M	LA
07/09 - 08/01		
19	McLouth, N	PIT
03/31 - 04/21		
18	Reyes, J	NY
05/15 - 06/02		
17	(04) STREAKS TIED	

WALKS

122	Dunn, A	ARI
104	Pujols, A	STL
102	Burrell, P	PHI
99	Berkman, L	HOU
94	Wright, D	NY
92	Ramirez, H	FLA
92	Beltran, C	NY
90	Martin, Jr, R	LA
90	Jones, C	ATL
87	(02) PLAYERS TIED	

ON BASE PERCENTAGE

470	Jones, C	ATL
462	Pujols, A	STL
420	Berkman, L	HOU
409	Holliday, M	COL
400	Ramirez, H	FLA
398	Giles, B	SD
390	Wright, D	NY
387	Theriot, R	CHI
386	Dunn, A	ARI
385	Martin, Jr, R	LA

SLUGGING PERCENTAGE

653	Pujols, A	STL
591	Ludwick, R	STL
574	Jones, C	ATL
567	Berkman, L	HOU
553	Braun, R	MIL
543	Howard, R	PHI
540	Ramirez, H	FLA
538	Holliday, M	COL
535	Utley, C	PHI
534	Wright, D	NY

EXTRA BASE HITS

83	Braun, R	MIL
81	Pujols, A	STL
80	Ludwick, R	STL
79	Berkman, L	HOU
78	Howard, R	PHI
78	Utley, C	PHI
77	Wright, D	NY
76	Drew, S	ARI
76	McLouth, N	PIT
72	(03) PLAYERS TIED	

OUTFIELD ASSISTS

16	Pence, H	HOU
16	Kemp, M	LA
14	Francoeur, J	ATL
12	Ludwick, R	STL
12	Burrell, P	PHI
11	Lewis, F	SF
11	Ethier, A	LA
10	Soriano, A	CHI
10	Schumaker, J	STL
10	Nady, X	PIT

HOME BATTING AVG

399	Jones, C	ATL
380	Pujols, A	STL
348	Guzman, C	WSH
342	Atkins, G	COL
336	Wright, D	NY
332	Holliday, M	COL
331	Lewis, F	SF
324	Ramirez, A	CHI
321	Drew, S	ARI
320	Ludwick, R	STL

ROAD BATTING AVG

335	Pujols, A	STL
325	Jones, C	ATL
321	Schumaker, J	STL
316	Hardy, J	MIL
316	Lopez, F	STL
316	Giles, B	SD
308	Holliday, M	COL
308	Gonzalez, A	SD
307	Ethier, A	LA
306	Berkman, L	HOU

RISP BATTING AVG

345	Berkman, L	HOU
339	Pujols, A	STL
328	Ethier, A	LA
325	Gonzalez, A	SD
323	Johnson, K	ATL
322	De Rosa, M	CHI
320	Howard, R	PHI
319	Guzman, C	WSH
318	Schumaker, J	STL
318	Rollins, J	PHI

DAY BATTING AVG

380	Pujols, A	STL
365	Jones, C	ATL
337	Rowand, A	SF
317	Votto, J	CIN
316	Beltran, C	NY
313	Holliday, M	COL
312	Johnson, K	ATL
312	Wright, D	NY
311	Molina, B	SF
310	Lopez, F	STL

NIGHT BATTING AVG

364	Jones, C	ATL
346	Pujols, A	STL
324	Holliday, M	COL
320	Berkman, L	HOU
319	Guzman, C	WSH
318	McCann, B	ATL
317	Ethier, A	LA
316	Schumaker, J	STL
315	Ludwick, R	STL
311	Theriot, R	CHI

VS RIGHTY AVG

349	Jones, C	ATL
340	Schumaker, J	STL
333	Pujols, A	STL
329	Holliday, M	COL
327	Berkman, L	HOU
326	Ethier, A	LA
320	Gonzalez, A	SD
316	Ludwick, R	STL
313	Ramirez, H	FLA
313	Winn, R	SF

VS LEFTY AVG

411	Pujols, A	STL
394	Jones, C	ATL
382	Wright, D	NY
369	Kemp, M	LA
360	Keppinger, J	CIN
357	Atkins, G	COL
354	Guzman, C	WSH
351	Soriano, A	CHI
333	Johnson, K	ATL
326	Beltran, C	NY

SEASON IN REVIEW



2000 NATIONAL LEAGUE BATTING LEADERS

CAUGHT STEALING	SACRIFICE BUNTS	SACRIFICE FLIES	STRIKEOUTS
15 Reyes, J. NY	19 . . . Dempster, R CHI	11 Wright, D NY	204 . . Reynolds, M ARI
13 Theriot, R CHI	16 . . . Cook, A COL	11 . . . Molina, B SF	199 . . Howard, R PHI
12 Ramirez, H. FLA	15 . . . Taveras, W. COL	10 . . . Fielder, P MIL	171 . . Uggla, D FLA
12 Pierre, J. LA	13 . . . Webb, B ARI	10 . . . Atkins, G COL	165 . . Young, C ARI
11 Kemp, M. LA	13 . . . Redding, T. WSH	9 Hart, C MIL	164 . . Dunn, A ARI
11 Victorino, S PHI	13 . . . Loeper, B STL	9 Winn, R SF	153 . . Kemp, M LA
10 Pence, H HOU	12 . . . Wellemeyer, T. STL	8 (05) PLAYERS TIED	146 . . Ludwick, R STL
10 Braun, M HOU	12 . . . Li Iy, T CHI		142 . . Gonzalez, A SD
10 Phillips, B CIN	12 . . . Moyer, J PHI		142 . . Cameron, M. MIL
9 (02) PLAYERS TIED	10 (03) PLAYERS TIED		139 . . Kouzmanoff, K SD
GROUNDED INTO DP	INTENTIONAL WALKS	HIT BY PITCH	AT-BATS
32 Tejada, M HOU	34 . . . Pujols, A STL	27 Utley, C PHI	688 . . Reyes, J. NY
27 Lee, D CH	19 . . . Fielder, P MIL	15 Kouzmanoff, K SD	632 . . Tejada, M HOU
25 Loney, J LA	19 . . . Delgado, C. NY	14 Iannetta, C COL	628 . . Cantu, J FLA
24 Escobar, Y ATL	18 . . . Gonzalez, A. SD	14 . . . Mi ledge, L WSH	625 . . Wright, D NY
24 Gonzalez, A SD	18 . . . Berkman, L. HOU	14 . . . Weeks Jr, R. MIL	625 . . Young, C ARI
23 Molina, B SF	17 . . . Howard, R PHI	14 . . . Willingham, J FLA	624 . . Kouzmanoff, K SD
21 Molina, Y STL	16 . . . Ramirez, M LA	14 . . . Rowand, A SF	623 . . Lee, D CH
21 Rowand, A SF	16 . . . Jones, C ATL	13 . . . Kenda, J, J MIL	616 . . Gonzalez, A SD
20 Atkins, G COL	14 . . . Utley, C. PHI	12 (03) PLAYERS TIED	612 . . Hart, C MIL
19 (03) PLAYERS TIED	13 (03) PLAYERS TIED		611 . . (03) PLAYERS TIED
HARDEST TO FAN (PLATE APP. PER SO)	RBI RATIO (AT BATS PER RBI)	HOME RUN RATIO (AT BATS PER HOME RUN)	HARDEST TO DOUBLE UP (AT BATS PER GIDP)
20.9 Keppinger, J CIN	4.2 Howard, R PH	12.7 Howard, R PHI	182.3 Johnson, K ATL
15.0 Molina, B SF	4.5 Pujols, A STL	12.9 Dunn, A ARI	155.7 Braun, M HOU
13.0 Kendall, J MIL	4.8 Ludwick, R STL	14.2 Pujols, A STL	143.3 Blanco, G ATL
12.6 Gies, B SD	5.0 . . . Ramirez, A. CHI	14.5 . . . Ludwick, R STL	122.2 Drew, S ARI
11.9 . . . Pujols, A STL	5.0 Wright, D NY	14.9 . . . Jacobs, M. FLA	119.8 Taveras, W. COL
11.4 . . . Theriot, R CH	5.1 Jacobs, M FLA	15.6 Soriano, A CHI	119.4 . . McLouth, N PIT
11.4 Rollins, J. PHI	5.2 . . . Dunn, A ARI	15.7 . . . Delgado, C NY	117.8 Ramirez, H FLA
10.7 Guzman, C WSH	5.2 . . . Gonzalez, A. SD	16.2 Burrell, P PHI	111.0 . . Cameron, M MIL
10.0 Jackson, C ARI	5.2 . . . Delgado, C. NY	16.5 Braun, R MIL	103.2 . . Kendall, J MIL
9.9 . . . Schumaker, J STL	5.2 Berkman, L HOU	16.6 . . . Uggla, D FLA	99.7 Winn, R. SF
GAMES PLAYED			
162 Howard, R. PHI			
162 Gonzalez, A SD			
161 Loney, J LA			
161 Belliran, C NY			
160 Young, C ARI			
160 Wright, D. NY			
159 (05) PLAYERS TIED			

2000 SEASON IN REVIEW

SEASON IN REVIEW

2008 NATIONAL LEAGUE PITCHING LEADERS

EARNED RUN AVERAGE

2.53	Santana, J.	NY
2.62	Lincecum, T.	SF
2.85	Peavy, J.	SD
2.96	Dempster, R.	CHI
3.09	Sheets, B.	MIL
3.09	Hamels, C.	PHI
3.14	Billingsle, C.	LA
3.21	Volquez, E.	CIN
3.24	Lowe, D.	LA
3.30	Webb, B.	ARI

WINS

22	Webb, B.	ARI
18	Lincecum, T.	SF
17	Volquez, E.	CIN
17	Oswalt, R.	HOU
17	Lilly, T.	CHI
17	Dempster, R.	CHI
16	(05) PLAYERS TIED	

WINNING STREAKS

9	Webb, B.	ARI
	03/31 - 05/15	
9	Sabathia, C.	MIL
	07/08 - 08/31	
9	Lohse, K.	STL
	05/24 - 07/17	
9	Santana, J.	NY
	07/09 - 09/27	
8	(02) STREAKS TIED	

SAVES

44	Valverde, J.	HOU
41	Wilson, B.	SF
41	Lidge, B.	PHI
34	Wood, K.	CHI
34	Cordero, F.	CIN
30	Fuentes, B.	COL
30	Hoffman, T.	SD
29	Gregg, K.	FLA
28	Torres, S.	MIL
27	Wagner, B.	NY

GAMES STARTED

34	Cain, M.	SF
34	Jimenez, U.	COL
34	Webb, B.	ARI
34	Perez, O.	NY
34	Lilly, T.	CHI
34	Santana, J.	NY
34	Arroyo, B.	CIN
34	Lowe, D.	LA
33	(11) PLAYERS TIED	

COMPLETE GAMES

7	Sabathia, C.	MIL
5	Sheets, B.	MIL
3	Webb, B.	ARI
3	Oswalt, R.	HOU
3	Santana, J.	NY
2	(07) PLAYERS TIED	

GAMES

86	Feliciano, P.	NY
83	Ohman, W.	ATL
82	Smith, J.	NY
82	Marmol, C.	CHI
81	Aya, A.	NY
81	Romero, J.	PHI
78	Hellman, A.	NY
77	Qualls, C.	ARI
76	(04) PLAYERS TIED	

INNINGS PITCHED

234.1	Santana, J.	NY
227.1	Hamels, C.	PHI
227.0	Lincecum, T.	SF
226.2	Webb, B.	ARI
217.2	Cain, M.	SF
216.0	Haren, D.	ARI
212.1	Nolasco, C.	FLA
211.1	Cook, A.	COL
211.0	Lowe, D.	LA
208.2	Oswalt, R.	HOU

STRIKEOUTS

265	Lincecum, T.	SF
206	Volquez, E.	CIN
206	Haren, D.	ARI
206	Santana, J.	NY
201	Billingsle, C.	LA
196	Hamels, C.	PHI
187	Dempster, R.	CHI
186	Cain, M.	SF
186	Nolasco, C.	FLA
184	Lilly, T.	CHI

WINNING PERCENTAGE

.783	Lincecum, T.	SF (18-05)
.759	Webb, B.	ARI (22-07)
.739	Volquez, E.	CIN (17-06)
.739	Dempster, R.	CHI (17-06)
.714	Lohse, K.	STL (15-06)
.700	Zambrano, C.	CHI (14-06)
.696	Santana, J.	NY (16-07)
.696	Moyer, J.	PHI (16-07)
.667	Haren, D.	ARI (16-08)
.654	Lilly, T.	CHI (17-09)

SHUTOUTS

3	Sheets, B.	MIL
3	Sabathia, C.	MIL
2	Kuroda, H.	LA
2	Hamels, C.	PHI
2	Oswalt, R.	HOU
2	Santana, J.	NY
1	(16) PLAYERS TIED	

OPPONENTS BATTING AVERAGE

.221	Lincecum, T.	SF
.227	Hamels, C.	PHI
.227	Dempster, R.	CHI
.229	Peavy, J.	SD
.232	Volquez, E.	CIN
.232	Santana, J.	NY
.234	Bush, D.	MIL
.234	Perez, O.	NY
.239	Nolasco, C.	FLA
.239	Lilly, T.	CHI

HOME EARNED RUN AVERAGE

1.74	Peavy, J.	SD
2.09	Santana, J.	NY
2.30	Lowe, D.	LA
2.65	Perez, O.	WSH
2.86	Dempster, R.	CHI
2.95	Billingsle, C.	LA
2.98	Wolf, R.	HOU
2.99	Rodriguez, W.	HOU
2.99	Hamels, C.	PHI
3.01	Myers, B.	PHI

ROAD EARNED RUN AVERAGE

2.2	Lincecum, T.	SF
2.4	Volquez, E.	CIN
2.9	Moyer, J.	PHI
2.9	Wellemeier, T.	STL
3.0	Santana, J.	NY
3.0	Sheets, B.	MIL
3.1	Hamels, C.	PHI
3.1	Lannan, J.	WSH
3.2	Webb, B.	ARI
3.3	Jurrjens, J.	ATL

DAY EARNED RUN AVERAGE

1.44	Peavy, J.	SD
2.05	Haren, D.	ARI
2.17	Billingsle, C.	LA
2.21	Volquez, E.	CIN
2.24	Santana, J.	NY
2.48	Nolasco, C.	FLA
2.54	Rodriguez, W.	HOU
2.61	Maddux, G.	LA
2.67	Lincecum, T.	SF
3.09	Dempster, R.	CHI

NIGHT EARNED RUN AVERAGE

2.5	Lincecum, T.	SF
2.6	Sheets, B.	MIL
2.7	Santana, J.	NY
2.8	Lowe, D.	LA
2.8	Dempster, R.	CHI
2.8	Hamels, C.	PHI
2.9	Lohse, K.	STL
3.0	Webb, B.	ARI
3.1	Zambrano, C.	CHI
3.3	Cain, M.	SF

SEASON IN REVIEW



2008 NATIONAL LEAGUE PITCHING LEADERS

HITS ALLOWED

236	Cook,A	COL
230	Duke,Z	PIT
219	Arroyo,B	CIN
216	Looper,B	STL
211	Lohse,K	STL
209	Peifrey,M	NY
207	Suppan,J	MIL
206	Cain,M	SF
206	Webb,B	ARI
206	Sentana,J	NY

WILD PITCHES

17	Lincecum,T	SF
17	Parra,M	MIL
16	Jimenez,U	COL
14	Dolarosa,J	COL
11	Haren,D	ARI
10	Billingsle,C	LA
10	Maine,J	NY
10	Volquez,E	CIN
10	Redding,T	WSH
9	(02) PLAYERS TIED	

BALKS

4	Lilly,T	CHI
3	Morales,F	COL
3	Nolasco,C	FLA
3	Rodriguez,W	HOU
2	(10) PLAYERS TIED	

GAMES FINISHED

71	Va verde,J	HOU
63	Cordero,F	CIN
61	Lidge,B	PHI
59	Gregg,K	FLA
56	Wood,K	CHI
54	Wilson,B	SF
51	Rauch,J	ARI
50	Lyon,B	ARI
48	Fuentes,B	COL
46	Torres,S	MIL

LOSSES

17	Zito,B	SF
17	Harang,A	CIN
15	Lannan,J	WSH
14	Cueto,J	CIN
14	Cain,M	SF
14	Duke,Z	PIT
14	Backe,B	HOU
14	Looper,B	STL
13	Myers,B	PHI
13	Maddux,G	LA

HIT BATSMEN

14	Cueto,J	CIN
14	Kendrick,K	PHI
14	Volquez,E	CIN
13	Peifrey,M	NY
12	Owings,M	CIN
12	Webb,B	ARI
12	Wolf,R	HOU
11	Perez,O	NY
11	Looper,B	STL
11	Moyer,J	PHI

WALKS

105	Perez,O	NY
103	Jimenez,U	COL
102	Zito,B	SF
93	Volquez,E	CIN
91	Cain,M	SF
89	Snell,I	PIT
84	Lincecum,T	SF
80	Billingsle,C	LA
77	Backe,B	HOU
76	Dempster,R	CHI

HOME RUNS ALLOWED

36	Backe,B	HOU
35	Harang,A	CIN
32	Lilly,T	CHI
30	Olsen,S	FLA
30	Suppan,J	MIL
29	Cueto,J	CIN
29	Bush,D	MIL
29	Myers,B	PHI
29	Arroyo,B	CIN
28	(02) PLAYERS TIED	

EARNED RUNS

112	Backe,B	HOU
106	Arroyo,B	CIN
103	Zito,B	SF
100	Redding,T	WSH
99	Duke,Z	PIT
99	Snell,I	PIT
98	Harang,A	CIN
98	Suppan,J	MIL
96	Myers,B	PHI
95	Kendrick,K	PHI

RUNS ALLOWED

116	Arroyo,B	CIN
115	Zito,B	SF
114	Backe,B	HOU
111	Duke,Z	PIT
110	Redding,T	WSH
110	Suppan,J	MIL
107	Snell,I	PIT
106	Olsen,S	FLA
105	Maddux,G	LA
104	Harang,A	CIN

FEWEST WALKS PER 9 INN.

1.4	Maddux,G	LA
1.7	Haren,D	ARI
1.8	Nolasco,C	FLA
1.9	Lowe,D	LA
2.0	Oswalt,R	HOU
2.0	Looper,B	STL
2.0	Cook,A	COL
2.1	Kuroda,H	LA
2.1	Hamels,C	PHI
2.1	Sheets,B	MIL

STRIKEOUTS PER 9 INN.

10.5	Lincecum,T	SF
9.5	Volquez,E	CIN
9.0	Billingsle,C	LA
8.6	Peavy,J	SD
8.6	Haren,D	ARI
8.5	Johnson,R	ARI
8.4	Perez,O	NY
8.2	Cueto,J	CIN
8.1	Dempster,R	CHI
8.1	Lilly,T	CHI

OPPONENTS BATTING AVG

.221	Lincecum,T	SF
.227	Hamels,C	PHI
.227	Dempster,R	CHI
.229	Peavy,J	SD
.232	Volquez,E	CIN
.232	Santana,J	NY
.234	Bush,D	MIL
.234	Perez,O	NY
.239	Nolasco,C	FLA
.239	Lilly,T	CHI

2008 REVIEW

SEASON IN REVIEW

2008 NATIONAL LEAGUE ROOKIE BATTING LEADERS

BATTING AVERAGE			HOME RUNS			RUNS BATTED IN			MULTI HIT GAMES		
297	Votto, J.	CIN	24	Votto, J.	CIN	86	Soto, G.	CHI	42	Votto, J.	CIN
285	Soto, G.	CHI	23	Soto, G.	CHI	84	Votto, J.	CIN	39	Fukudome, K.	CHI
283	Burriss, E.	SF	21	Bruce, J.	CIN	58	Fukudome, K.	CHI	34	Soto, G.	CHI
274	Gonzalez, E.	SD	10	Fukudome, K.	CHI	52	Bruce, J.	CIN	28	Blanco, G.	ATL
269	Headley, C.	SD	10	Bowker, J.	SF	52	Dewitt, B.	LA	26	Bruce, J.	CIN
264	Dewitt, B.	LA	10	Stewart, I.	COL	43	Bowker, J.	SF	24	Dewitt, B.	LA
262	Veloz, E.	SF	9	Headley, C.	SD	41	Stewart, I.	COL	22	Headley, C.	SD
259	Stewart, I.	COL	9	Dewitt, B.	LA	38	Headley, C.	SD	21	Gonzalez, E.	SD
257	Fukudome, K.	CHI	8	Mather, J.	STL	38	Blanco, G.	ATL	18	Bowker, J.	SF
255	Bowker, J.	SF	7	Gonzalez, E.	SD	35	Gonzalez, E.	SD	18	Sandoyal, P.	SF
RUNS			HITS			TOTAL BASES			GRAND SLAMS		
79	Fukudome, K.	CHI	156	Votto, J.	CIN	266	Votto, J.	CIN	1	Bruce, J.	CIN
69	Votto, J.	CIN	141	Soto, G.	CHI	249	Soto, G.	CHI	1	Bowker, J.	SF
66	Soto, G.	CHI	129	Fukudome, K.	CHI	190	Fukudome, K.	CHI			
63	Bruce, J.	CIN	108	Blanco, G.	ATL	187	Bruce, J.	CIN			
52	Blanco, G.	ATL	105	Bruce, J.	CIN	141	Dewitt, B.	LA			
45	Dewitt, B.	LA	97	Dewitt, B.	LA	139	Headley, C.	SD			
38	Gonzalez, E.	SD	89	Headley, C.	SD	133	Bowker, J.	SF			
37	Burriss, E.	SF	89	Gonzalez, E.	SD	133	Blanco, G.	ATL			
34	Headley, C.	SD	83	Bowker, J.	SF	125	Gonzalez, E.	SD			
33	Stewart, I.	COL	72	Veloz, E.	SF	121	Stewart, I.	COL			
DOUBLES			TRIPLES			STOLEN BASES			HITTING STREAKS		
35	Soto, G.	CHI	7	Veloz, E.	SF	15	Veloz, E.	SF	13	Bruce, J.	CIN
32	Votto, J.	CIN	5	Bonifacio, E.	WSH	13	Burriss, E.	SF	07/27	08/09	
25	Fukudome, K.	CHI	4	Blanco, G.	ATL	13	Blanco, G.	ATL	12	Bruce, J.	CIN
19	Headley, C.	SD	3	Fukudome, K.	CHI	12	Fukudome, K.	CHI	07/09	07/23	
18	Stewart, I.	COL	3	Murphy, D.	NY	10	Anderson, J.	ATL	10	Headley, C.	SD
17	Bruce, J.	CIN	3	Bowker, J.	SF	9	Morgan, N.	PIT	06/25	07/05	
16	Veloz, E.	SF	3	Votto, J.	CIN	7	Votto, J.	CIN	10	Stewart, I.	COL
15	Gonzalez, E.	SD	2	(10) PLAYERS TIED		7	Bonifacio, E.	WSH	08/16	08/26	
14	(03) PLAYERS TIED					5	Dickerson, C.	CIN	9	(03) STREAKS	TIED
						4	(06) PLAYERS TIED				
WALKS			ON BASE PERCENTAGE			SLUGGING PERCENTAGE			EXTRA BASE HITS		
81	Fukudome, K.	CHI	368	Votto, J.	CIN	506	Votto, J.	CIN	60	Soto, G.	CHI
74	Blanco, G.	ATL	365	Blanco, G.	ATL	504	Soto, G.	CHI	59	Votto, J.	CIN
62	Soto, G.	CHI	364	Soto, G.	CHI	455	Stewart, I.	COL	39	Bruce, J.	CIN
59	Votto, J.	CIN	359	Fukudome, K.	CHI	453	Bruce, J.	CIN	38	Fukudome, K.	CHI
45	Dewitt, B.	LA	357	Burriss, E.	SF	420	Headley, C.	SD	30	Headley, C.	SD
33	Bruce, J.	CIN	349	Stewart, I.	COL	408	Bowker, J.	SF	10	Stewart, I.	COL
30	Headley, C.	SD	344	Dewitt, B.	LA	385	Gonzalez, E.	SD	27	Bowker, J.	SF
30	Stewart, I.	COL	337	Headley, C.	SD	383	Dewitt, B.	LA	24	Dewitt, B.	LA
30	Baker, J.	FLA	329	Gonzalez, E.	SD	382	Veloz, E.	SF	24	Veloz, E.	SF
25	Gonzalez, E.	SD	314	Bruce, J.	CIN	379	Fukudome, K.	CHI	22	Gonzalez, E.	SD
OUTFIELD ASSISTS											
8	Bruce, J.	CIN									
7	Blanco, G.	ATL									
6	Moss, B.	PIT									
6	Fukudome, K.	CHI									
4	Young, D.	LA									
2	(06) PLAYERS TIED										

SEASON IN REVIEW



2008 NATIONAL LEAGUE ROOKIE PITCHING LEADERS

EARNED RUN AVERAGE

2.88	Volstad,C	FLA
3.68	Jurrjens,J	ATL
3.73	Kuroda,H	LA
3.91	Lannan,J	WSH
3.91	Campillo,J	ATL
4.26	Kershaw,C	LA
4.75	Banks,J	SD
4.81	Cueto,J	CIN

WINS

13	Jurrjens,J	ATL
9	Kuroda,H	LA
9	Lannan,J	WSH
9	Cueto,J	CIN
8	Campillo,J	ATL
6	Volstad,C	FLA
5	Kershaw,C	LA
4	Wright,W	HOU
4	Morton,C	ATL
3	(09) PLAYERS TIED	

WINNING STREAKS

4	Jurrjens,J	ATL
	05/21 - 06/27	
4	Campillo,J	ATL
	07/13 - 08/08	
3	(07) STREAKS	TIED

SAVES

7	Perez,C	STL
3	Acosta,M	ATL
2	Shelton,S	WSH
1	Samardzija,J	CHI
1	Beam,T	PIT
1	Wright,W	HOU
1	Motte,J	STL
1	McClellan,K	STL
1	Sanchez,R	PIT

GAMES STARTED

31	Kuroda,H	LA
31	Lannan,J	WSH
31	Cueto,J	CIN
31	Jurrjens,J	ATL
25	Campillo,J	ATL
21	Kershaw,C	LA
15	Baester,C	WSH
15	Morton,C	ATL
14	Volstad,C	FLA
14	Banks,J	SD

COMPLETE GAMES

2	Kuroda,H	LA
1	Banks,J	SD
1	Campillo,J	ATL

GAMES

71	Wright,W	HOU
68	McClellan,K	STL
57	Manning,C	WSH
55	Wade,C	LA
48	Hinshaw,A	SF
46	Acosta,M	ATL
41	Perez,C	STL
39	Shelton,S	WSH
39	Campillo,J	ATL
33	Sadler,W	SF

INNINGS PITCHED

186.1	Jurrjens,J	ATL
183.1	Kuroda,H	LA
182.0	Lannan,J	WSH
174.0	Cueto,J	CIN
158.2	Campillo,J	ATL
107.2	Kershaw,C	LA
85.1	Banks,J	SD
84.1	Volstad,C	FLA
80.0	Baester,C	WSH
78.2	Dumatrait,P	PIT

STRIKEOUTS

158	Cueto,J	CIN
139	Jurrjens,J	ATL
117	Lannan,J	WSH
116	Kuroda,H	LA
107	Campillo,J	ATL
100	Kershaw,C	LA
66	Scherzer,M	ARI
59	McClellan,K	STL
57	Wright,W	HOU
52	(02) PLAYERS TIED	

WINNING PERCENTAGE

.565	Jurrjens,J	ATL (13-10)
.533	Campillo,J	ATL (08-07)
.474	Kuroda,H	LA (09-10)
.391	Cueto,J	CIN (09-14)
.375	Lannan,J	WSH (09-15)

SHUTOUTS

2	Kuroda,H	LA
---	----------	----

OPPONENTS BATTING AVG

.240	Volstad,C	FLA
.252	Lannan,J	WSH
.253	Kuroda,H	LA
.260	Jurrjens,J	ATL
.262	Campillo,J	ATL
.264	Cueto,J	CIN
.265	Kershaw,C	LA
.289	Banks,J	SD

2008 REVIEW

SEASON IN REVIEW

2008 NATIONAL LEAGUE CLUB MISCELLANEOUS/RANK BATTING/RANK PITCHING

CLUB	VS LHS	VS RHS	GRASS	TURF	DAY	NIGHT	1-RUN	X-INN	DOUBLEHEADERS			ATTENDANCE		
									vs.A.L.	W	L	S	HOME	ROAD
ARIZONA	28-20	54-60	82-77	0-3	26-28	58-52	22-23	4-6	8-9	0	0	0	2,509,946	2,749,616
ATLANTA	20-33	52-57	71-88	1-2	22-30	50-60	11-30	3-10	8-7	0	0	2	2,532,834	2,694,281
CHICAGO	31-16	66-48	95-60	2-4	48-29	49-35	24-22	10-6	6-9	0	0	0	3,300,200	2,906,269
CINCINNATI	30-25	44-63	73-86	1-2	25-28	49-60	28-20	9-8	9-6	0	0	0	2,058,632	2,777,362
COLORADO	26-21	48-67	74-88	0-0	17-30	57-58	25-20	6-6	7-8	0	1	0	2,650,218	2,657,737
FLORIDA	23-21	61-56	83-75	1-2	25-18	59-59	24-19	9-5	5-10	1	0	0	1,335,079	2,666,766
HOUSTON	26-20	60-55	84-74	2-1	23-20	63-55	21-21	5-3	7-11	0	0	0	2,779,487	2,607,999
LOS ANGELES	31-21	53-57	84-78	0-0	23-24	61-54	19-24	6-12	5-10	0	0	0	3,730,750	2,811,534
MILWAUKEE	33-20	57-52	89-70	1-2	36-28	54-44	28-17	12-8	7-8	0	0	0	3,068,458	2,692,775
NEW YORK	34-21	55-52	89-73	0-0	29-25	60-48	16-19	9-9	9-6	0	0	2	4,042,045	2,911,471
PHILADELPHIA	32-22	60-48	92-70	0-0	24-24	68-46	27-23	6-7	4-11	0	0	0	3,422,583	2,690,366
PITTSBURGH	14-28	53-67	67-95	0-0	20-29	47-66	22-21	12-6	6-9	0	0	1	1,609,075	2,729,779
SAN DIEGO	20-37	43-62	63-99	0-0	20-24	43-75	16-28	6-8	3-15	0	0	0	2,427,535	2,899,373
SAN FRANCISCO	16-31	56-59	72-90	0-0	27-32	45-58	31-21	10-5	6-12	0	1	0	2,863,847	2,581,736
ST. LOUIS	27-29	59-47	86-76	0-0	27-26	59-50	24-28	6-12	7-8	0	0	0	3,432,917	2,619,726
WASHINGTON	22-36	37-66	59-99	0-3	19-29	40-73	20-29	7-7	8-10	1	0	0	2,321,988	2,626,039

CLUB RANK BATTING

CLUB	AVG	G	AB	R	OR	H	TB	2B	3B	HR	GS	RBI	SH	SF	HP	BB	IBB	SO	SB	CS	DP	LOB	SHO	SIG	ORP
ARIZONA	.14	1	16	10	5	15	11	3	1	10	9	11	7	8	11	4	8	15	13	3	4	5	3	8	8
ATLANTA	.3	1	4	6	12	3	8	4	6	14	11	7	6	16	14	3	5	2	13	5	13	16	15	10	3
CHICAGO	.2	13	5	1	2	2	1	1	15	5	1	9	5	9	1	9	11	8	8	11	14	8	11	1	1
CINCINNATI	.16	1	14	12	13	16	12	14	13	4	3	12	3	10	9	8	6	10	9	15	3	3	11	1	14
COLORADO	.6	1	7	8	14	5	7	7	8	9	4	8	1	13	6	7	14	13	1	10	8	12	3	7	5
FLORIDA	.11	13	12	5	11	12	5	8	2	4	5	16	3	1	10	6	16	11	6	2	4	10	4	9	9
HOUSTON	.7	13	15	11	8	9	10	10	14	8	2	10	13	10	8	15	12	7	5	16	7	1	3	9	12
LOS ANGELES	.5	1	11	13	1	6	13	13	7	13	13	13	10	13	13	10	4	4	12	15	9	12	13	6	6
MILWAUKEE	.12	1	9	7	4	11	4	2	5	3	13	6	15	8	1	9	11	12	6	11	1	7	1	5	10
NEW YORK	.4	1	3	2	6	4	6	12	2	7	4	3	2	2	16	2	1	3	2	9	9	13	3	6	4
PHILADELPHIA	.10	1	10	2	3	10	3	9	4	1	11	2	4	12	3	5	2	9	3	4	5	8	8	2	7
PITTSBURGH	.9	1	2	9	16	7	9	5	15	12	9	9	8	1	5	14	13	5	15	2	6	2	7	12	15
SAN DIEGO	.15	1	6	16	10	13	14	16	10	11	13	14	12	3	7	13	15	14	16	1	9	11	13	14	16
SAN FRANCISCO	.8	1	8	15	9	8	15	6	3	16	13	16	13	6	12	15	10	6	6	14	12	6	13	15	13
ST. LOUIS	.1	1	1	4	7	1	2	11	11	6	4	4	4	6	14	6	3	1	12	7	14	15	2	3	2
WASHINGTON	.13	13	13	14	15	14	16	14	11	15	4	15	10	15	3	12	16	8	10	12	15	10	16	16	11

CLUB RANK PITCHING

CLUB	W	L	ERA	G	CG	SHO	REL	SV	IP	H	TBF	R	ER	HR	SH	SF	H8	BB	IBB	SO	WP	BK		
ARIZONA	9	8	5	1	2	7	16	8	14	3	1	5	5	2	10	10	14	1	5	3	11	2	2	
ATLANTA	12	4	12	1	11	12	2	16	12	8	7	12	11	5	16	14	2	11	16	12	3	8	8	
CHICAGO	1	16	3	13	11	8	11	4	6	1	4	2	3	6	2	12	7	7	1	6	10	1	6	10
CINCINNATI	10	6	13	1	11	15	5	12	10	14	15	13	13	16	14	8	13	8	4	4	8	10	10	10
COLORADO	10	6	15	1	8	8	10	9	9	15	12	14	15	4	5	10	9	10	8	14	14	10	10	10
FLORIDA	7	10	11	13	11	8	4	9	13	7	9	11	10	8	14	8	11	11	15	7	11	4	4	4
HOUSTON	5	12	8	13	5	1	9	1	16	10	2	8	8	15	1	3	6	3	9	10	1	15	1	15
LOS ANGELES	7	9	1	1	3	4	14	11	8	2	3	1	1	1	6	7	4	2	11	5	5	4	4	4
MILWAUKEE	3	14	2	1	1	6	15	3	3	4	5	4	2	12	9	3	2	5	3	8	9	8	8	8
NEW YORK	4	13	6	1	3	2	1	5	1	4	12	6	6	9	12	3	15	14	9	6	10	4	4	4
PHILADELPHIA	2	15	4	1	5	4	13	2	7	9	6	3	4	6	3	1	10	6	14	11	2	2	2	2
PITTSBURGH	14	3	16	1	8	12	7	12	4	16	16	16	16	13	10	15	9	16	2	25	15	15	15	15
SAN DIEGO	15	2	10	1	8	15	8	14	2	11	10	10	11	11	7	12	1	9	13	9	4	4	4	4
SAN FRANCISCO	12	4	9	1	5	2	11	7	11	6	14	9	9	2	8	16	15	15	12	2	16	10	10	10
ST. LOUIS	5	11	7	1	11	12	6	6	5	13	8	7	7	9	4	6	7	4	1	16	7	1	1	1
WASHINGTON	16	1	14	13	11	8	3	15	15	12	11	15	14	14	13	12	7	13	6	13	11	14	14	14

CLUB FIELDING

CLUB	PCT	G	PO	A	E	TC	DP	TP	PB
HOUSTON	.989	161	4276	1596	87	5939	142	0	8
ST. LOUIS	.986	162	4362	1817	85	6264	156	0	7
NEW YORK	.986	162	4393	1552	83	6028	126	0	7
SAN DIEGO	.986	162	4375	1626	85	6086	149	0	11
PHILADELPHIA	.985	162	4349	1698	90	6137	142	0	5
COLORADO	.985	162	4338	1816	96	6250	176	0	10
LOS ANGELES	.984	162	4342	1795	101	6238	138	0	9
MILWAUKEE	.984	162	4367	1698	101	6166	160	0	5
SAN FRAN.	.983	162	4326	1393	96	5815	129	1	8
CHICAGO	.983	161	4352	1445	99	5896	118	0	8
PITTSBURGH	.983	162	4365	1830	107	6302	179	0	13
ATLANTA	.983	162	4322	1791	107	6220	149	0	14
ARIZONA	.981	162	4304	1565	113	5982	137	0	7
CINCINNATI	.981	162	4327	1567	114	6008	156	0	17
FLORIDA	.980	161	4306	1501	117	5924	122	0	10
WASHINGTON	.980	161	4302	1578	123	6003	143	0	12

OPPONENTS



OPponents

ARIZONA DIAMONDBACKS



MANAGER BOB MELVIN

Fifth season in Arizona (325-323)
Seventh season overall (481-491)

ARIZONA IN 2008

Record:	82-80
Finish:	Second, NL West
in HOU:	17-20
In ARI:	2-1

ASTROS ALL-TIME SERIES RESULTS

Overall:	34-43
in HOU:	17-20
at ARI:	17-23

ASTROS RESULTS BY DECADE

1990s:	9-9 (.500)
2000s:	25-34 (.424)
Total:	34-43 (.442)

WESTERN DIVISION NATIONAL LEAGUE

Chase Field • 401 E. Jefferson • Phoenix, AZ 85004
(602) 462-6500 • (602) 462-6117 (Fax) • dbacks.com

Managing General Partner:	Ken Kendrick
President, CEO:	Derrick Hall
Executive Vice President, COO:	Tom Garfinkel
Senior Vice President / General Manager:	Josh Byrnes
Vice President, Communications:	Shaun Rachau
Director, Player & Media Relations:	Mike McNally
Direct Phone:	(602) 462-6531
Assistant Director, Player & Media Relations:	Aaron Stenberg
Direct Phone:	(602) 462-6525
Stadium (Year Opened):	Chase Field (1998)
Capacity/Dimensions:	48,754/330'-407'-334
Director of Team Travel:	Roger Riley
Diamondbacks Hotel in Houston:	Westin Galleria
Phone/Fax:	(713) 960-8100 / (713) 960-6554
Astros Hotel in Phoenix:	Ritz-Carlton
Phone/Fax:	(602) 468-0070 / (602) 468-0793

SERIES RECORDS

Longest Winning Streak, Astros:	4 (9/5/98-9/27/99)
Longest Winning Streak, Diamondbacks:	5 (4x, last, 5/24/07-4/28/08)
Largest Margin of Victory, Astros:	11 (4/27/99, HOU 11, ARI 0)
Largest Margin of Victory, Diamondbacks:	10 (twice, last, 8/15/08, Ari 12, HOU 2)
Most Runs Scored by Astros:	12 (6/27/00 at Arizona)
Most Runs Scored by Diamondbacks:	13 (twice, last, 5/25/07 at Arizona)
Most Runs Scored by Both Teams:	21 (7/5/00, HOU 9, Ari 12)
Longest Game, Innings:	13 (6/5/02 at Arizona)

* home team in CAPS

2008 SERIES REVIEW

Date	G	Opp	Score	Astros POR	D'backs POR	Save	Rec	Pos	GB	Attend
4/28	27	@ARI	L 3-5	Sampson (1-3)	Haren (4-1)	Lyon (8)	12-15	T-4th	-5.0	19,879
4/29	28	@ARI	W 6-4	Brocail (1-0)	Gonzalez (1-2)	Valverde (5)	13-15	4th	-4.0	20,221
4/30	29	@ARI	L 7-8	Borkowski (0-2)	Medders (1-0)	Lyon (9)	13-16	4th	5.0	21,561
8/15	122	ARI	L 2-12	Rodriguez (7-5)	Webb (18-4)	none	62-60	4th	-13.0	36,035
8/16	123	ARI	L 7-12	Backe (7-12)	Peht (2-3)	none	62-61	4th	-13.0	39,501
8/17	124	ARI	W 3-0	Oswalt (11-8)	Johnson (10-9)	Valverde (31)	63-61	4th	-13.0	42,619*

ASTROS ALL-TIME SERIES RESULTS

YEAR	HOME	ROAD	TOTAL	YEAR	HOME	ROAD	TOTAL	YEAR	HOME	ROAD	TOTAL
1998	2-1	3-3	5-4	2002	2-1	1-2	3-3	2006	1-2	4-2	5-4
1999	3-3	1-2	4-5	2003	1-2	0-3	1-5	2007	2-1	0-4	2-5
2000	0-3	1-3	1-6	2004	2-2	2-0	4-2	2008	1-2	1-2	2-4
2001	2-1	2-1	4-2	2005	1-2	2-1	3-3				

OPPONENTS



ATLANTA BRAVES

EASTERN DIVISION NATIONAL LEAGUE



Turner Field • P.O. Box 4064 • Atlanta, GA 30302
(404) 522-7630 • (404) 614-1391 [Fax] • braves.com

MANAGER BOBBY COX

24th season in Atlanta (1972-1962)
28th season overall (2327-1854)

ATLANTA IN 2008

Record: .72-90
Finish: Fourth, NL East
at HOU: 1-2
in ATL: .2-1

ASTROS ALL-TIME SERIES RESULTS

Overall: 314-362-1
in HOU: 169-175
at ATL: 145-187-1

ASTROS RESULTS BY DECADE

1960s: 49-95-1 (.340)
1970s: 91-85 (.517)
1980s: 96-78 (.552)
1990s: 53-71 (.427)
2000s: 25-33 (.431)
Total: 314-362-1 (.464)

Chairman: William C. Bartholomay
President: John Schuerholz
Executive Vice President & General Manager: Frank Wren
Director of Media Relations: Brad Hairje
Direct Phone: (404) 614-1307
Senior Coordinator, Media Relations: Adam Liberman
Direct Phone: (404) 614-1379
Stadium (Year Opened): Turner Field (1997)
Capacity/Dimensions: 49,583/335 400 330
Traveling Secretary: Bill Acree
Braves Hotel in Houston: Four Seasons
Phone: (713) 650-1300
Fax: (713) 650-6220
Astros Hotel in Atlanta: Ritz-Carlton Downtown
Phone: (404) 659-0400
Fax: (404) 688-0400

SERIES RECORDS

Longest Winning Streak, Astros: 9 (9/25/86-5/1/87)
Longest Winning Streak, Braves: 12 (7/4-9/4/66)
Largest Margin of Victory, Astros: 13 (5/20/78, HOU 13, Atl 0)
Largest Margin of Victory, Braves: 16 (5/8/05, ATL 16, Hou 5)
Most Runs Scored by Astros: 16 (5/30/76 at Atlanta)
Most Runs Scored by Braves: 16 (twice, last, 5/8/05 at Atlanta)
Most Runs Scored by Both Teams: 23 (8/2/07, Hou 12, ATL 11)
Longest Game, Innings: 17 (twice, last, 7/6/08 at Atlanta)
* home team in CAPS

2008 SERIES REVIEW

Date	G	Opp	Score	Astros POR	Braves POR	Save	Rec	Pos	GB	Attend
7/4	87	@ATL	L 2-6	Moehler (4-4)	Hudson (9-6)	none	40-47	6th	-12.0	48,045
7/5	88	@ATL	W 6-1	Sampson (4-3)	Reyes (3-7)	none	41-47	5th	-11.0	37,049
7/6	89	@ATL	L 6-7 (17)	Byrdak (2-1)	Ring (2-1)	none	41-48	T-5th	-12.0	24,169
9/26	159	ATL	W 8-6	Valverde (6-3)	Tavarez (1-4)	none	85-74	3rd	-11.0	33,477
9/27	160	ATL	L 5-11	Backe (9-14)	Nunez (1-2)	none	85-75	3rd	-12.0	37,491
9/28	161	ATL	W 3-1	Rodriguez (9-7)	Hampton (3-4)	Valverde (44)	86-75	3rd	-11.0	37,113

ASTROS ALL-TIME SERIES RESULTS

YEAR	HOME	ROAD	TOTAL	YEAR	HOME	ROAD	TOTAL	YEAR	HOME	ROAD	TOTAL
1962	4-5	3-6	7-11	1979	8-1	3-6	11-7	1996	4-2	2-4	6-6
1963	2-7	3-6	5-13	1980	8-1	3-6	11-7	1997	2-3	2-4	4-7
1964	6-3	6-3	12-6	1981	4-2	4-2	8-4	1998	3-3	2-1	5-4
1965	2-7	2-7	4-14	1982	4-5	4-5	8-10	1999	1-3	0-3	1-6
1966	2-7	2-7	4-14	1983	5-5	2-6	7-11	2000	4-2	0-3	4-5
1967	6-3	1-8	7-11	1984	2-7	4-5	6-12	2001	1-2	2-1	3-3
1968	3-6	4-5	7-11	1985	3-6	7-2	10-8	2002	1-2	2-1	3-3
1969	2-7	1-8	3-15	1986	7-2	6-3	13-5	2003	0-3	1-2	1-5
1970	5-4	4-5	9-9	1987	8-1	2-7	10-8	2004	1-2	2-1	3-3
1971	4-5	5-4	9-9	1988	7-2	6-3	13-5	2005	1-1	0-4	1-5
1972	5-4	2-3	7-7	1989	5-4	5-4	10-8	2006	3-1	1-2	4-3
1973	2-7	5-4	7-11	1990	9-0	4-5	13-5	2007	2-1	1-2	3-3
1974	6-3	6-3	12-6	1991	2-7	3-6	5-13	2008	2-1	1-2	3-3
1975	4-5	2-7	6-12	1992	0-9	5-4	5-13				
1976	5-4	6-3	11-7	1993	2-5	3-3	5-8				
1977	5-4	4-5	9-9	1994	1-2	2-1	3-3				
1978	5-4	5-4	10-8	1995	1-5	5-3	6-6				

OPPONENTS

CHICAGO CUBS



CENTRAL DIVISION NATIONAL LEAGUE

Wrigley Field • 1050 West Addison • Chicago, IL 60613
(773) 404-2827 • (773) 404-4129 (Fax) • cubs.com

Chairman: Crane Kenney
 Vice President, General Manager: Jim Hendry
 Director of Media Relations: Peter Chase
 Direct Phone: (773) 404-4020
 Assistant Director, Media Relations: Jason Carr
 Direct Phone: (773) 404-4023
 Coordinator, Media Services: Dani Holmes
 Direct Phone: (773) 404-4122
 Stadium (Year Opened): Wrigley Field (1914)
 Capacity/Dimensions: 41,210/355 400--353
 Traveling Secretary: Jimmy Bank
 Cubs Hotel in Houston: Four Seasons
 Phone/Fax: (713) 650-1300 / (713) 652-6220
 Astros Hotel in Chicago: Westin
 Phone/Fax: (312) 943-7200 / (312) 943-9347

MANAGER LOU PINIELLA

Second season in Chicago (182-141)
 21st season overall (1701-1638)

CHICAGO IN 2008

Record: 97-64
 Fin sh.: First, NL Central
 at HOUSTON: 4-4
 In CHI: 4-5

ASTROS ALL-TIME

MEMBER RESULTS

Overall: 345-295
 in HOUSTON: 192-131
 at CHICAGO: 153-164

ASTROS RESULTS BY DECADE

1960s: 72-66 (.522)
 1970s: 65-95 (.542)
 1980s: 64-51 (.557)
 1990s: 70-51 (.579)
 2000s: 74-72 (.507)
 Total: 345-295 (.539)

SERIES RECORDS

Longest Winning Streak, Astros: 13 (9/24/79-9/30/80)
 Longest Winning Streak, Cubs: 5 (4x, last, 6/14-6/29/04)
 Largest Margin of Victory, Astros: 16 (4/29/74, HOUSTON 18, CHI 2)
 Largest Margin of Victory, Cubs: 15 (6/3/87, CHI 22, HOUSTON 7)
 Most Runs Scored by Astros: 19 (6/25/95 at Houston)
 Most Runs Scored by Cubs: 22 (6/3/87 at Chicago)
 Most Runs Scored by Both Teams: 29 (6/3/87, CHI 22, HOUSTON 7)
 Longest Game, Innings: 18 (9/2-3/86 at Chicago)
 * home team in CAPS

2008 SERIES REVIEW

Date	G	Opp	Score	Astros POR	Cubs POR	Sava	Rec	Pos	GB	Attend
4/4	5	@CHI	W 4-3	Wright (1-0)	Leber (0-1)	Valverde (1)	2-3	5th	1.5	37,812
4/5	6	@CHI	L 7-9	Oswalt (0-2)	Hart (0-0)	Wood (2)	2-4	6th	2.5	40,707
4/6	7	@CHI	L 2-3	Villarreal (0-2)	Zambrano (1-0)	Wood (3)	2-5	6th	3.5	40,929
5/19	46	CHI	L 2-7	Moehler (1-1)	Jolly 5-4	none	25-21	3rd	3.5	32,458
5/20	47	CHI	W 4-2	Sampson (2-3)	Dempster 5-2	Valverde (13)	26-21	3rd	2.5	33,339
5/21	48	CHI	W 5-3	Chacon (0-1)	Gaillar (1-1)	Valverde (14)	27-21	3rd	1.5	33,251
7/18	95	CHI	W 2	Geary (2-1)	Howry 3-3	none	45-51	5th	12.0	42,368*
7/19	97	CHI	W 4-1	Rodriguez (5-3)	Zemul and (10-4)	Valverde (25)	46-51	5th	11.0	43,129*
7-20	98	CHI	L 0-9	Backs (0-18)	Dempster (11-4)	none	46-52	5th	12.0	41,461*
8/4	1-1	@CHI	W 2-0	Moehler (7-4)	Dempster (12-5)	Hawkins (1)	54-57	4th	12.0	40,867
8/5	112	@CHI	L 7-11	Sampson (5-4)	Howry 4-4	none	54-58	4th	12.0	40,416
8/6	113	@CHI	L 4-11	Backe (0-11)	Marquis (7-7)	none	84-59	4th	-14.0	41,107
9/1	138	@CHI	W 3-0	Oswalt (13-9)	Marquis (9-8)	Valverde (136)	72-66	4th	13.0	40,670
9/2	139	@CHI	W 9-7 (11)	Wright (4-3)	Wood (4-3)	Valverde (39)	73-66	4th	12.0	39,845
9-3	140	@CHI	W 4-0	WOLF (9-11)	Dempster (15-6)	none	74-66	4th	11.0	40,163
9/12 AND 9/13 VS CHICAGO WERE POSTPONED DUE TO HURRICANE IKE AND MOVED TO MILLER PARK IN MILWAUKEE 9/14-15)										
9-14	148	CHI	L 0-5	Wolf (10-12)	ZAMBRANO (14-5)*	none	80-66	3rd	9.5	23,441
9-15	149	CHI	L 1-6	Moehler (11-7)	Lilly 15-9	none	80-69	3rd	10.5	5,158

* denotes no hitter

ASTROS ALL-TIME SERIES RESULTS

YEAR	HOME	ROAD	TOTAL	YEAR	HOME	ROAD	TOTAL	YEAR	HOME	ROAD	TOTAL
1962	6-3	5-4	11-7	1978	5-1	1-5	6-6	1994	4-2	-1-2	8-4
1963	7-2	2-7	9-9	1979	4-2	-2-4	6-6	1995	4-3	4-2	8-5
1964	5-4	2-7	7-11	1980	6-0	5-1	11	1996	5-1	3-4	8-5
1965	5-4	5-4	10-8	1981	3-0	3	6	1997	5-1	4-2	9-3
1966	8-1	5-4	13-5	1982	2-4	1-5	3-9	1998	3-3	4-1	7-4
1967	7-2	3-6	10-8	1983	4-2	3-3	7-5	1999	4-2	-5-1	9-3
1968	6-3	2-7	8-10	1984	5-1	-5	6-6	2000	3-3	4-2	7-5
1969	2-4	2-4	4-8	1985	3-3	4-2	7-5	2001	5-5	4-3	9-8
1970	4-2	1-5	5-7	1986	4-2	4-2	8-4	2002	5-1	5-4	11-5
1971	4-2	3-3	7-5	1987	1-5	3-3	4-8	2003	4-5	3-4	7-9
1972	5-1	4-2	9-3	1988	3-3	-2-4	5-7	2004	3-4	6-4	9-10
1973	2-4	4-2	6-6	1989	3-3	4-2	7-5	2005	5-5	-2-3	7-8
1974	6-0	-2-4	8-4	1990	2-4	4-2	6-6	2006	4-5	-4-2	8-7
1975	2-4	3-3	5-7	1991*	2-4	1-5	3-9	2007	4-2	3-6	7-8
1976	5-1	2-4	7-5	1992	2-4	2-4	4-8	2008	4-4	5-4	9-8
1977	3-3	3-3	6-6	1993	4-2	4-2	8-4				

OPPONENTS



CINCINNATI REDS

CENTRAL DIVISION NATIONAL LEAGUE

Great American Ball Park • 100 Joe Nuxhall Way • Cincinnati, OH 45202
(513) 765-7800 • (513) 765-7180 (Fax) • reds.com



MANAGER DUSTY BAKER

Second season in Cincinnati (74-88)
16th season overall (1236-1129)

CINCINNATI IN 2008

Record: 74-88
Finish: Fifth, N.L. Central
in HO: 3-6
at CIN: 0-6

ASTROS ALL-TIME SERIES RESULTS

Overall: 379-398-1
at HOJ: 206-183
in CIN: 173-215-1

ASTROS RESULTS BY DECADE

1960s: 59-85 (.410)
1970s: 74-105 (.413)
1980s: 93-81 (.534)
1990s: 63-76 (.453)
2000s: 90-51-1 (.638)
Total: 379-398-1 (.488)

President, Chief Executive Officer: Bob Castellini
President of Baseball Operations and General Manager: Walt Jocketty
Director of Media Relations: Rob Butcher
Direct Phone: (513) 765-7090
Assistant Director, Media Relations: Larry Herms
Direct Phone: (513) 765-7092
Assistant Director, Media Relations: Jamie Ramsey
Direct Phone: (513) 765-7093
Stadium (Year Opened): Great American Ball Park (2003)
Capacity/Dimensions: 42,271/328-404-325
Traveling Secretary: Gary Wahoff
Reds Hotel in Houston: Westin Galleria
Phone: (713) 960-8100
Fax: (713) 960-8553
Astros Hotel in Cincinnati: Westin
Phone: (513) 621-7700
Fax: (513) 852-5670

SERIES RECORDS

Longest Winning Streak, Astros: 12 (7/31/04-4/15/05)
Longest Winning Streak, Reds: 11 (5/22-9/5/95)
Largest Margin of Victory, Astros: 13 (6/14/83, Hou 13, CIN 0)
Largest Margin of Victory, Reds: 16 (8/3/89, CIN 18, Hou 2)
Most Runs Scored by Astros: 13 (7x-last, 9/8/98 @ Houston)
Most Runs Scored by Reds: 18 (8/3/89 @ Cincinnati)
Most Runs Scored by Both Teams: 22 (6/29/80, Cin 12, HOJ 10)
Longest Game, Innings: 16 (4/8/88 @ Cincinnati)
* home team in CAPS

2008 SERIES REVIEW

Date	G	Opp	Score	Astros POR	Reds POR	Sava	Rec	Pos	GB	Attend
4/23	22	@CIN	W 9-3	Sampson (1-2)	Arroyo (0-3)	none	10-12	4th	-5.5	16,017
4/24	23	@CIN	W 5-3	Casser (1-0)	Cuello (1-2)	Valverde (3)	11-12	4th	-4.5	17,403
7/28	105	CIN	W 5-4	Oswalt (8-8)	Cuello (7-10)	Valverde (27)	49-56	T 4th	12.5	31,783
7/29	106	CIN	W 6-2	Moehler (6-4)	Arroyo (9-8)	Wright (1)	50-56	4th	12.5	34,075
7/30	107	CIN	L 5-9	Rodriguez (6-4)	Valquez (13-4)	none	50-57	T 4th	13.0	30,272
8/7	114	@CIN	W 7-4	Oswalt (9-8)	Fogg (2-4)	none	55-59	4th	1305	27,378
8/8	115	@CIN	W 9-5	Sampson (6-4)	Caidero (4-4)	none	58-59	4th	13.5	25,652
8/9	116	@CIN	W 3-1	Moehler (8-4)	Arroyo (10-9)	Valverde (28)	57-59	4th	12.5	26,044
8/10	117	@CIN	W 1-4	Rodriguez (7-4)	Harang (3-12)	none	58-59	4th	12.5	30,789
8/26	132	CIN	L 2-1	Geary (2-2)	ARROYO (0)	none	68-68	4th	6.0	30,385
8/27	133	CIN	W 4-1	Oswalt (12-9)	Fogg (2-7)	Valverde (34)	67-66	4th	16.0	30,741
8/28	134	CIN	W 3-2	Backe (9-12)	Harang (4-14)	Valverde (35)	68-66	3rd	13.0	30,028
9/23	156	CIN	L 2-1	Rodriguez (6-7)	Valquez (17-6)	Caidero (14)	82-74	3rd	13.0	27,561
9/24	157	CIN	W 5-0	Walt (12-12)	Ramirez (1-1)	none	83-74	3rd	13.0	26,103
9/25	158	CIN	W 6-6	Oswalt (17-10)	Cuello (9-14)	Valverde (43)	84-74	3rd	12.0	31,204

ASTROS ALL-TIME SERIES RESULTS

YEAR	HOME	ROAD	TOTAL	YEAR	HOME	ROAD	TOTAL	YEAR	HOME	ROAD	TOTAL
1962	2-7	3-6	5-13	1980	5-4	5-4	10-8	1958	5-0	3-3	8-3
1963	5-4	2-7	7-11	1981	1-5	3-3	4-8	1959	1-5	3-4	4-9
1964	4-5	2-7	6-12	1982	6-3	5-4	11-7	2000	2-4	3-3	5-7
1965	3-6	3-6	6-12	1983	6-3	7-2	13-5	2001	6-4	5-2	11-6
1966	9-0	5-4	14-4	1984	6-3	4-5	10-8	2002	5-2	6-4	11-6
1967	1-8	2-7	3-15	1985	4-5	3-6	7-11	2003	7-3	5-2	12-5
1968	4-5	5-4	9-9	1986	7-2	7-2	14-4	2004	6-1	5-5	11-6
1969	5-4	4-5	9-9	1987	9-9	2-7	5-13	2005	8-1	4-3-1	12-4-1
1970	2-7	1-8	3-15	1988	5-4	4-5	9-9	2006	3-6	2-4	5-10
1971	7-2	6-3	13-5	1989	5-4	5-4	10-8	2007	3-3	0-1	11-4
1972	2-7	4-8	6-11	1990	5-4	2-7	7-11	2008	6-3	6-0	12-3
1973	4-5	3-6	7-11	1991	6-3	3-6	9-9				
1974	2-7	2-7	4-14	1992	6-3	2-7	8-10				
1975	3-6	2-7	5-13	1993	4-3	3-3	7-6				
1976	3-6	3-6	6-12	1994	2-1	4-3	6-4				
1977	7-2	5-3	13-5	1995	1-6	0-6	1-12				
1978	6-3	1-8	7-11	1996	3-3	3-4	6-7				
1979	7-2	3-6	10-8	1997	3-3	4-2	7-5				

OPponents

COLORADO ROCKIES



MANAGER CLINT HURDLE

Eighth season in Colorado (516-597)
Eighth season overall (516-597)

COLORADO IN 2008

Record:	74-88
Finish	Third, NL West
at HOU:	2-1
In COL:	1-2

ASTROS ALL-TIME SERIES RESULTS

Overall:	67-65
in HOU:	45-24
at COL:	22-41

ASTROS RESULTS BY DECADE

1990s:	33-41 (.446)
2000s:	34-24 (.586)
Total:	67-65 (.508)

WESTERN DIVISION NATIONAL LEAGUE

Coors Field - 2001 Blake Street - Denver, CO 80205
(303) 292-0200 • (303) 312-2319 (Fax) • coloradorockies.com

Chairman & CEO:	Charles K. Monfort
President:	Kelli S. McGregor
Executive Vice President & General Manager:	Daniel O'Dowd
Vice President, Communications/Public Relations:	Jay Alves
Direct Phone:	(303) 312-2326
Manager, Communications/Public Relations:	Charlie Hepp
Direct Phone:	(303) 312-2327
Stadium (Year Opened):	Coors Field (1995)
Capacity/Dimensions:	50,449/347-415-350
Director, Major League Operations/Team Travel:	Paul Egans
Rockies Hotel in Houston:	Westin Galleria
Phone:	(713) 960-8100
Fax:	(713) 960-6553
Astros Hotel in Denver:	Westin Tabor Center
Phone:	(303) 572-9100
Fax:	(303) 572-7288

SERIES RECORDS

Longest Winning Streak, Astros:	7 (10/1/04-6/27/05)
Longest Winning Streak, Rockies:	6 (8/15-9/16/93)
Largest Margin of Victory, Astros:	13 (4/3/98, HDJ 15, Col 2)
Largest Margin of Victory, Rockies:	9 (6/22/94, COL 14, Hou 5)
Most Runs Scored by Astros:	16 (3x, last, 7/28/99 at Colorado)
Most Runs Scored by Rockies:	15 (7/3/95 at Colorado)
Most Runs Scored by Both Teams:	25 (twice, last, 7/3/95, COL 15, Hou 10)
Longest Game, Innings:	12 (3x, last, 5/25/99 at Houston)

* home team in CAPS

2008 SERIES REVIEW

Date	G	Opp	Score	Astros POR	Rockies POR	Save	Rec	Pos	GB	Attend
4/18	17	COL	L 5-11	Sampson (0-2)	Morales (1-1)	none	6-11	6th	-6.0	34,272
4/19	18	COL	L 2-3	Villarreal (0-3)	Cook (2-1)	Corpas (4)	6-12	6th	-6.0	34,540
4/20	19	COL	W 6-4	Wright (2-0)	Fuentes (0-1)	Valverde (2)	7-12	6th	5.5	35,286
9/5	141	@COL	L 3-5	Moehler (10-6)	Jimenez (10-12)	Fuentes (27)	74-67	4th	-11.0	26,163
9/6	142	@COL	W 2-0	OSWALT (14-9)	Francis (4-9)	none	75-67	4th	11.0	32,352
9/7	143	@COL	W 7-5	Brocail (7-5)	Buchholz (6-5)	Valverde (40)	76-67	4th	-10.0	30,509

ASTROS ALL-TIME SERIES RESULTS

YEAR	HOME	ROAD	TOTAL	YEAR	HOME	ROAD	TOTAL	YEAR	HOME	ROAD	TOTAL
1993	2-4	0-7	2-11	1999	3-1	3-1	6-2	2005	3-0	2-1	5-1
1994	4-3	1-2	5-5	2000	2-1	2-4	4-5	2006	2-1	0-3	2-4
1995	3-2	1-2	4-4	2001	3-0	1-2	4-2	2007	3-1	1-2	4-3
1996	4-3	1-5	5-8	2002	2-1	1-2	3-3	2008	1-2	2-1	3-3
1997	4-2	2-3	6-5	2003	2-1	2-1	4-2				
1998	3-1	1-4	4-5	2004	3-0	2-1	5-1				



FLORIDA MARLINS



EASTERN DIVISION NATIONAL LEAGUE

Dolphins Stadium • 2267 Dan Marino Blvd. • Miami, FL 33056
(305) 626-7400 • (305) 626-7302 (Fax) • floridamarlins.com

Owner, CEO: Jeffrey H. Loria
President: David P. Samson
Vice President, General Manager: Michael Hill
Senior Vice President, Communications & Broadcasting: P.J. Loya, Jr.
Director of Media Relations: Matt Roebuck
Direct Phone: (305) 626-7476
Manager, Media Relations: Marty Sewell
Direct Phone: (305) 626-7474
Stadium (Year Opened): Dolphin Stadium (1987; 1993 for baseball)
Capacity/Dimensions: 26,331/330-434-345
Director of Team Travel: Bill Beck
Marlins Hotel in Houston: Westin Galleria
Phone/Fax: (713) 960-8100 / (713) 960-6553
Astros Hotel in Miami: Trump International Beach Resort
Phone/Fax: (305) 692-5600 / (305) 692-5601

MANAGER FREDI GONZALEZ

Third season in Florida (155-168)
Third season overall (155-168)

FLORIDA IN 2008

Record: 84-77
Finish: Third, NL East
at HOU: 1-2
in FLA: 3-0

ASTROS ALL-TIME SERIES RESULTS

Overall: 70-58
in HOU: 43-21
at FLA: 27-37

ASTROS RESULTS BY DECADE

1990s: 39-32 (.549)
2000s: 31-26 (.544)
Total: 70-58 (.547)

SERIES RECORDS

Longest Winning Streak, Astros: 7 (5/29-8/26/93)
Longest Winning Streak, Marlins: 7 (7/15-9/26/96)
Largest Margin of Victory, Astros: 12 (7/15/06, HOU 12, Fla 0)
Largest Margin of Victory, Marlins: 12 (9/17/08, FLA 14, Hou 2)
Most Runs Scored by Astros: 13 (twice, last, 9/6/00 at Houston)
Most Runs Scored by Marlins: 15 (7/15/96 at Florida)
Most Runs Scored by Both Teams: 20 (7/15/96, FLA 15, Hou 5)
Longest Game, Innings: 16 (8/20/99 at Florida)
* home team in CAPS

2008 SERIES REVIEW

Date	G	Opp	Score	Astros POR	Marlins POR	Save	Rec	Pos	GB	Attend
4/11	11	FLA	L 6-10	Oswalt (0-3)	Nojasco (1-0)	none	3-8	6th	5.0	34,191
4/12	12	FLA	W 5-0	Backe (1-1)	A. Miller (0-2)	none	4-8	6th	5.0	34,336
4/13	13	FLA	W 5-1	Rodriguez (1-0)	Badenhop (0-1)	none	5-8	6th	-4.0	29,766
9/16	150	@FLA	L 1-5	Oswalt (15-10)	Volstad (5-3)	none	80-70	3rd	-11.5	12,232
9/17	151	@FLA	L 2-14	Backe (9-13)	Nojasco (15-7)	none	80-71	3rd	-11.5	14,124
9/18	152	@FLA	L 1-8	Arias (1-1)	Olsen (8-10)	none	80-72	3rd	12.5	14,219

ASTROS ALL-TIME SERIES RESULTS

YEAR	HOME	ROAD	TOTAL	YEAR	HOME	ROAD	TOTAL	YEAR	HOME	ROAD	TOTAL
1993	4-2	5-1	9-3	1999	2-2	5-0	7-2	2005	2-2	1-2	3-4
1994	2-1	2-1	4-2	2000	3-1	2-2	5-3	2006	2-1	2-2	4-3
1995	3-3	1-5	4-8	2001	1-2	2-1	3-3	2007	2-0	1-2	3-2
1996	5-1	0-6	5-7	2002	2-1	1-2	3-3	2008	2-1	0-3	2-4
1997	3-2	1-5	4-7	2003	3-0	2-1	5-1				
1998	5-1	1-2	6-3	2004	1-2	2-1	3-3				

OPPONENTS

OPPONENTS

LOS ANGELES DODGERS

WESTERN DIVISION NATIONAL LEAGUE

Dodger Stadium • 1000 Elysian Park Avenue • Los Angeles, CA 90012
(323) 224-1500 • (323) 224-1459 (Fax) • dodgers.com



MANAGER JOE TORRE

Second season in Los Angeles (84-78);
28th season overall (2151-1848)

LOS ANGELES IN 2008

Record	84-78
Finish	First, NL West
at HOU:	3-1
in LA:	0-3

ASTROS ALL-TIME SERIES RESULTS

Overall:	308-372
In HOU:	169-165
at LAD:	139-207

ASTROS RESULTS BY DECADE

1960s:	57-87 (.396)
1970s:	76-104 (.422)
1980s:	82-93 (.469)
1990s:	65-57 (.533)
2000s:	28-31 (.475)
Total:	308-372 (.453)

Owner, Chairman of the Board:	Frank McCourt
President:	Jamie McCourt
General Manager:	Ned Colletti
Vice President, Communications:	Josh Rawitch
Direct Phone:	(323) 224-1344
Assistant Director, Media Relations:	Mark Rogoff
Direct Phone:	(323) 224-1342
Stadium (Year Opened):	Dodger Stadium (1962)
Capacity/Dimensions:	56,000/330-395-330
Manager of Team Travel:	Scott Akasak
Dodgers Hotel in Houston:	Westin Galleria
Phone:	(713) 960-8700
Fax:	(713) 960-6554
Astros Hotel in Los Angeles:	Westin Pasadena
Phone:	(626) 792-2727
Fax:	(626) 792-3755

SERIES RECORDS

Longest Winning Streak, Astros:	10 (8/5/92-6/21/93)
Longest Winning Streak, Dodgers:	9 (6/22/66-5/8/67)
Largest Margin of Victory, Astros:	14 (8/26/03, HOU 18, Lad 4)
Largest Margin of Victory, Dodgers:	12 (9/22/62, LAD 13, Hou 1)
Most Runs Scored by Astros:	18 (8/26/03 at Houston)
Most Runs Scored by Dodgers:	16 (4/5/83 at Houston)
Most Runs Scored by Both Teams:	26 (9/17/72, HOU 15, Lad 11)
Longest Game, Innings:	22 (6/3/89 at Houston)

* home team in CAPS

2008 SERIES REVIEW

Date	G	Opp	Score	Astros POR	Dodgers POR	Save	Rec	Pos	GB	Attend
5/9	36	@LAD	W 7-1	Moehler (1-0)	Lowe (2-3)	none	19-17	3rd	2.5	52,658
5/10	37	@LAD	W 5-0	Sampson (2-3)	Billingsley (2-5)	none	20-17	3rd	-2.5	45,212
5/11	38	@LAD	W 8-5	Geary (1-1)	Broxton (1-1)	Valverde (8)	21-17	3rd	7.5	40,217
6/30	83	LAD	W 4-1	Oswalt (7-8)	Stults (2-1)	Valverde (22)	40-43	4th	10.0	28,827
7/1	84	LAD	L 6-7 (11)	Wright (3-3)	Park 4-2)	Saito (13)	40-44	4th	10.0	31,914
7/2	85	LAD	L 1-4	Hernandez (0-2)	Kuroda (4-6)	none	40-45	5th	11.0	34,058
7/3	86	LAD	L 2-5	Backe (5-9)	Billingsley (8-7)	Saito (14)	40-46	5th	-11.0	35,696

ASTROS ALL-TIME SERIES RESULTS

YEAR	HOME	ROAD	TOTAL	YEAR	HOME	ROAD	TOTAL	YEAR	HOME	ROAD	TOTAL
1962	2-7	4-5	6-12	1979	5-4	5-4	10-8	1996	4-2	2-4	6-6
1963	4-5	1-8	5-13	1980	6-3	3-7	9-10	1997	4-1	3-3	7-4
1964	3-6	4-5	7-11	1981	3-3	1-5	4-8	1998	1-2	2-4	3-6
1965	3-6	2-7	5-13	1982	3-6	4-5	7-11	1999	4-2	2-1	6-3
1966	3-6	4-5	7-11	1983	4-5	2-7	6-12	2000	1-2	2-4	3-6
1967	5-4	5-4	10-8	1984	5-4	4-5	9-9	2001	2-1	0-3	2-4
1968	6-3	5-4	11-7	1985	2-7	4-5	6-12	2002	1-2	2-1	3-3
1969	4-5	2-7	6-12	1986	7-2	3-6	10-8	2003	2-1	2-1	4-2
1970	3-6	5-4	8-10	1987	7-2	5-4	12-6	2004	0-2	1-3	1-5
1971	4-5	4-5	8-10	1988	4-5	5-4	9-9	2005	3-0	1-2	4-2
1972	3-6	4-5	7-11	1989	6-3	4-5	10-8	2006	2-1	1-2	3-3
1973	6-3	5-4	11-7	1990	5-4	4-5	9-9	2007	2-1	2-2	4-3
1974	3-6	2-7	5-13	1991	5-4	3-6	8-10	2008	1-3	3-0	4-3
1975	5-4	1-8	6-12	1992	8-1	5-4	13-5				
1976	3-6	2-7	5-13	1993	4-2	5-2	9-4				
1977	5-4	4-5	9-9	1994	1-2	0-6	1-8				
1978	4-5	3-6	7-11	1995	1-1	2-1	3-2				



MILWAUKEE BREWERS



CENTRAL DIVISION NATIONAL LEAGUE

Miller Park • One Brewers Way • Milwaukee, WI 53214
(414) 902-4400 • (414) 902-4053 (Fax) • brewers.com

MANAGER KEN MACHA

First season in Milwaukee
Fifth season overall (368-280)

MILWAUKEE IN 2008

Record:	90-72
Finish:	Second, NL Central
at HOU:	2-4
In MIL:	6-3

ASTROS ALL-TIME SERIES RESULTS

Overall:	101-73
In HOU:	58-27
at MIL:	43-46

ASTROS RESULTS BY DECADE

1990s:	18-9 (.667)
2000s:	83-64 (.565)
Total:	101-73 (.580)

Owner:	Mark Atanasio
Executive Vice President - Business Operations:	Rick Schlesinger
Executive Vice President & General Manager:	Doug Melvin
Vice President, Communications:	Tyler Barnes
Direct Phone:	(414) 902-4468
Director, Media Relations:	Mike Vassallo
Direct Phone:	(414) 902-4473
Manager, Media Relations:	John Steinmiller
Direct Phone:	(414) 902-4470
Stadium (Year Opened):	Miller Park (2001)
Capacity:	41,900/344 400 345
Traveling Secretary:	Dan Larrea
Brewers Hotel in Houston:	Westin Galleria
Phone:	(713) 960-8100
Fax:	(713) 960-6553
Astros Hotel in Milwaukee:	Pfister
Phone:	(414) 273-8222
Fax:	(414) 273-5025

SERIES RECORDS

Longest Winning Streak, Astros:	7 (9/30/00-4/11/01)
Longest Winning Streak, Brewers:	6 (4/29/07-8/11/07)
Largest Margin of Victory, Astros:	13 (4/3/02, HOU 15, MIL 2)
Largest Margin of Victory, Brewers:	12 (9/5/07 MIL 14, HOU 2)
Most Runs Scored by Astros:	15 (4/3/02 at Houston)
Most Runs Scored by Brewers:	14 (9/5/07 at Milwaukee)
Most Runs Scored by Both Teams:	25 (4/18/06, HOU 13, MIL 12)
Longest Game, Innings:	16 (5/22/00, Game 1 at Milwaukee)

* home team in CAPS

2008 SERIES REVIEW

Date	Opp	Score	Astros POR	Brewers POR	Save	Rec	Pos	GB	Attnd
5/2	30 M L	W 7-4	Oswalt (3-3)	Villanueva (1-3)	Valverde (6)	14-16	4th	-5.0	39,715
5/3	31 M L	W 6-2	Backe (2-3)	Parra (1-2)	none	15-16	4th	-4.0	35,002
5/4	32 M L	W 8-6 (12)	Byrdak (1-0)	Stetter (1-1)	none	16-16	4th	-4.5	38,301
5/30	56 @MIL	L 1-5	Backe (4-6)	Parra (3-2)	none	30-26	3rd	-4.5	32,039
5/31	57 @MIL	L 1-4	Moehler (2-2)	Sheets (6-1)	Torres (5)	30-27	3rd	-5.5	42,913
6/1	58 @MIL	L 1-10	Chacon (2 1)	Bush (2 5)	none	30-28	T-3rd	7.0	44,613
6/10	M L	W 6-1	Oswalt (5-6)	McClung (3-3)	none	33-32	4th	-8.0	35,058
6/11	M L	L 6-10	Backe (4-8)	Parra (5-2)	none	33-33	4th	-9.0	33,806
6/12	M L	L 6-9	Moehler (3-3)	Sheets (7 1)	none	33 34	T-4th	-10.0	35,709
7/25	102 @MIL	W 3-1	Rodriguez (6-3)	Parra (9-3)	Valverde (26)	47-55	6th	-12.5	41,357
7 26	100 @MIL	L 4-6	Brocail (4-5)	Gagne (4-2)	Torres (20)	47-56	6th	-12.5	43,489
7/27	104 @MIL	W 11-6	Sampson (5 3)	Suppan (5 7)	none	48-56	5th	12.5	41,565
8/18	125 @MIL	L 3-9	Walt (8 11)	SABATHIA (8-0)	none	63-62	4th	13.5	41,991
8/19	126 @MIL	W 5-2	Moehler (9-4)	Sheets (11-7)	Valverde (32)	64-62	4th	-13.5	41,622
8/20	127 @MIL	L 2-5	Rodriguez (7-6)	Parra (10-6)	Torres (24)	64-63	4th	-13.5	41,419

ASTROS ALL-TIME SERIES RESULTS

YEAR	HOME	ROAD	TOTAL	YEAR	HOME	ROAD	TOTAL	YEAR	HOME	ROAD	TOTAL
1997	1-2	-	1-2	2001	5-2	-7-3	12-5	2005	7-2	-3-3	10-5
1998	6-0	3-2	9-2	2002	6-3	4-5	10-8	2006	5-1	5-4	10-5
1999	5-2	3-3	8-5	2003	4-3	5-5	9-8	2007	3-6	2-7	5-13
2000	4-2	3-4	7-6	2004	8-2	5-4	13-6	2008	4-2	3-6	7-8

OPPONENTS

NEW YORK METS



EASTERN DIVISION NATIONAL LEAGUE

Citi Field • 123-01 Roosevelt Avenue • Flushing, NY 11358
(718) 507-6987 • (718) 507-6395 (Fax) • mets.com

MANAGER JERRY MANUEL

Second season in New York (55-38)
Eighth season overall (555-509)

NEW YORK IN 2006

Record: 89-73
Finish: .. Second, NL East
in HOU: .. 169-102 0-3
in NYM: .. 2-2

ASTROS ALL-TIME SERIES RESULTS

Overall: .. 297-244
in HOU: .. 169-102
at NYM: .. 128-142

ASTROS RESULTS BY DECADE

1960s: .. 87-49-1 (.640)
1970s: .. 61-59 (.508)
1980s: .. 61-56 (.521)
1990s: .. 61-46 (.570)
2000s: .. 27-34 (.443)
Total: .. 297-244 (.549)

Chairman, CEO: .. Fred Wilpon
President: .. Saul Katz
Executive Vice President, COO: .. Jeff Wilpon
Executive Vice President & General Manager: .. Omar M. Naya
Vice President, Media Relations/Associate Team Travel Director: .. Jay Horwitz
Direct Phone: .. (718) 565-4330
Director, Media Relations: .. Shannon Forde
Direct Phone: .. (718) 565-4323
Stadium (Year Opened): .. Citi Field (2009)
Capacity/Dimensions: .. 45,000/335-408-330
Mets Hotel in Houston: .. Westin Galleria
Phone: .. (713) 960-8100
Fax: .. (713) 960-6553
Astros Hotel in New York: .. Grand Hyatt New York
Phone/Fax: .. (212) 883-1234 / (212) 697-3772

SERIES RECORDS

Longest Winning Streak, Astros: .. 10 (5/23/69-5/29/70)
Longest Winning Streak, Mets: .. 7 (7/17-27/66)
Largest Margin of Victory, Astros: .. 13 (twice, last, 7/30/02, Hou 16, NYM 3)
Largest Margin of Victory, Mets: .. 16 (8/30/99, NYM 17, HOU 1)
Most Runs Scored by Astros: .. 16 (7/30/02 @ New York)
Most Runs Scored by Mets: .. 17 (8/30/99 @ Houston)
Most Runs Scored by Both Teams: .. 22 (5/6/73, Hou 14, NYM 8)
Longest Game, Innings: .. 24 (4/15/68 @ Houston)
* home team in CAPS

2006 SERIES REVIEW

Date	G	Opp	Score	Astros POR	Mets POR	Save	Rec	Pos	GB	Attend
8/1	108	NYM	W 7-3	Brocail (5-5)	Heilman (1-5)	none	51-57	4th	-13.0	41,083*
8/2	109	NYM	W 5-4 (10)	Valverde (5-3)	Heilman (1-6)	none	52-57	4th	13.0	39,152
8/3	110	NYM	W 4-0	Wolf (7-10)	Perez (7-7)	none	53-57	4th	13.0	38,602
8/22	128	@NYM	L 0-3	OSWALT (11-9)	Santana (12-7)	Ayala (1)	64-64	4th	14.0	52,008
8/23	129	@NYM	W 8-3	Backe (8-12)	Maune (10-8)	none	65-64	4th	14.0	51,766
8/24	130	@NYM	W 6-4 (10)	Hawkins (2-0)	Feliciano (2-4)	Valverde (33)	66-64	4th	14.0	49,758
8/25	131	@NYM	L 1-6	Moehler (9-5)	PELFREY (13-8)	none	66-65	4th	15.0	49,791

ASTROS ALL-TIME SERIES RESULTS

YEAR	HOME	ROAD	TOTAL	YEAR	HOME	ROAD	TOTAL	YEAR	HOME	ROAD	TOTAL
1962	7-1	6-2	13-3	1979	5-1	4-2	9-3	1996	4-2	4-2	8-4
1963	7-2	6-3	13-5	1980	5-1	3-3	8-4	1997	3-2	4-2	7-4
1964	7-2	2-7	9-9	1981	5-1	1-2	6-3	1998	3-3	2-1	5-4
1965	7-2	7-2	14-4	1982	4-2	4-2	8-4	1999	1-2	3-3	4-5
1966	4-5	3-6	7-11	1983	4-2	5-1	9-3	2000	1-3	1-2	2-5
1967	8-1	3-6	11-7	1984	1-5	3-3	4-8	2001	2-1	1-2	3-3
1968	5-4	5-4	10-8	1985	2-4	2-4	4-8	2002	2-1	2-1	4-2
1969	6-0	4-2	10-2	1986	4-2	1-5	5-7	2003	1-2	1-2	2-4
1970	4-2	2-4	6-6	1987	3-3	3-3	6-6	2004	1-2	1-2	2-4
1971	3-3	3-3	6-6	1988	4-2	1-5	5-7	2005	3-1	2-4	5-5
1972	3-3	2-4	5-7	1989	3-3	3-3	6-6	2006	1-2	1-2	2-4
1973	2-4	4-2	6-6	1990	4-2	1-5	5-7	2007	2-2	0-3	2-5
1974	4-2	2-4	6-6	1991	3-3	4-2	7-5	2008	3-0	2-2	5-2
1975	3-3	1-5	4-8	1992	3-3	2-4	5-7				
1976	3-3	3-3	6-6	1993	6-0	5-1	11-1				
1977	4-2	2-4	6-6	1994	2-1	1-2	3-3				
1978	4-2	3-3	7-5	1995	3-3	3-3	6-6				

OPPONENTS



PHILADELPHIA PHILLIES

EASTERN DIVISION NATIONAL LEAGUE

Citizen's Bank Park • One Citizens Bank Way • Philadelphia, PA 19148
(215) 463-6000 • (215) 389-3050 (Fax) • phillies.com



President, CEO: David Montgomery
 Chairman: Bill Giles
 Senior Vice President & General Manager: Ruben Amaro, Jr.
 Vice President, Public Relations: Bonnie Clark
 Direct Phone: (215) 218 5371
 Manager, Media Relations: Greg Casterioto
 Direct Phone: (215) 218-5297
 Media Relations Assistant: Kevin Gregg
 Direct Phone: (215) 218-5127
 Stadium (Year Opened): Citizens Bank Park (2004)
 Capacity/Dimensions: 43,647/330-401-329
 Manager, Equipment and Team Travel: Frank Coppenbarger
 Phillies Hotel in Houston: Westin Galleria
 Phone/Fax: (713) 960-8100/(713) 960-6553
 Astros Hotel in Philadelphia: Hyatt Regency
 Phone/Fax: (215) 928-1234/(215) 873-0375

MANAGER CHARLIE MANUEL

Fifth season in Philadelphia (354-298)
Eighth season overall (574-489)

PHILADELPHIA IN 2008

Record: 92-74
 Finish: First, N.E. East
 at HOU: 2-2
 in PH: 2-1

ASTROS ALL-TIME SERIES RESULTS

Overall: 262-277
 in HOU: 151-118
 at PHI: 111-159

ASTROS RESULTS BY DECADE

1960s: 51-87 (.370)
 1970s: 59-61 (.492)
 1980s: 57-61 (.483)
 1990s: 62-43 (.590)
 2000s: 33-25 (.569)
 Total: 262-277 (.486)

SERIES RECORDS

Longest Winning Streak, Astros: 12 (8/17/04-9/7/05)
 .. 17 (4/13-9/3/62)
 Longest Winning Streak, Phillies: .. 14 (5/13/02, HOU 17, PH 3)
 Largest Margin of Victory, Astros: .. 16 (9/10/63, PH 16, Hou 0)
 Largest Margin of Victory, Phillies: .. 17 (5/13/02 @ Houston)
 Most Runs Scored by Astros: .. 16 (9/10/63 @PHI)
 Most Runs Scored by Phillies: .. 23 (8/22/92, Hou 14, PH 9)
 Most Runs Scored by Both Teams: .. 16 (7/15/84 @ HOU)
 Longest Game, Innings: .. 16 (7/15/84 @ HOU)
 * home team in CAPS

2008 SERIES REVIEW

Date	G	Opp	Score	Astros POR	Phillies POR	Save	Rec	Pos	GB	Attend
4/15	14	@PHI	L 3-4	Valverde (2-1)	Seanez (1-1)	none	5-9	6th	-5.0	34,609
4/16	15	@PHI	W 2-1	Dswalt (1-3)	Kendrick (1-2)	Broca I (1)	6-9	6th	-5.0	31,644
4/17	16	@PHI	L 2-0	Backe (1-2)	Myers (2-1)	none	6-10	6th	-5.0	33,526
5/22	49	PHI	L 5-7	Wright (3-2)	Durbin (1-1)	Lidge (12)	27-22	3rd	-2.0	29,263
5/23	50	PHI	W 4-3	Backe (4-5)	Easton (0-3)	Valverde (15)	28-22	3rd	-2.0	41,152*
5/24	51	PHI	W 4-3	Moehler (2-1)	Myers (2-6)	Broca II (2)	29-22	3rd	-1.0	42,660*
5/25	52	PHI	L 6-15	Nieve (0-1)	Seanez (3-3)	none	29-23	3rd	-1.5	43,079*

ASTROS ALL-TIME SERIES RESULTS

YEAR	HOME	ROAD	TOTAL	YEAR	HOME	ROAD	TOTAL	YEAR	HOME	ROAD	TOTAL
1962	1-8	0-9	1-17	1979	2-4	3-3	5-7	1996	5-1	5-1	10-2
1963	6-3	2-7	8-10	1980	2-4	1-5	3-9	1997	2-4	2-3	4-7
1964	3-6	2-7	5-13	1981	4-0	0-6	4-6	1998	3-0	4-2	7-2
1965	2-7	4-5	6-12	1982	4-2	3-3	7-5	1999	2-1	4-0	6-1
1966	5-4	2-7	7-11	1983	1-5	3-3	4-8	2000	3-3	2-1	5-4
1967	5-4	2-7	7-11	1984	3-3	3-3	6-6	2001	1-2	2-1	3-3
1968	6-3	3-6	9-9	1985	3-3	1-5	4-8	2002	3-0	0-3	3-3
1969	5-1	3-3	8-4	1986	3-3	3-3	6-6	2003	1-2	1-2	2-4
1970	3-3	1-5	4-8	1987	2-4	4-2	6-6	2004	3-0	3-0	6-0
1971	4-2	4-2	8-4	1988	5-1	3-3	8-4	2005	3-0	3-0	6-0
1972	6-0	3-3	9-3	1989	6-1	3-2	9-3	2006	0-3	2-1	2-4
1973	3-3	4-2	7-5	1990	3-3	2-4	5-7	2007	2-1	1-2	3-3
1974	4-2	2-4	6-6	1991	4-2	3-3	7-5	2008	2-2	1-2	3-4
1975	4-2	2-4	6-6	1992	4-2	4-2	8-4				
1976	3-3	1-5	4-8	1993	2-4	3-3	5-7				
1977	4-2	0-6	4-8	1994	3-0	2-1	5-1				
1978	5-1	1-5	6-6	1995	1-5	4-2	5-7				

OPponents

PITTSBURGH PIRATES



CENTRAL DIVISION NATIONAL LEAGUE

PNC Park • 115 Federal Street • Pittsburgh, PA 15212
(412) 323-5000 • (412) 325-4413 (Fax) • pirates.com

MANAGER JOHN RUSSELL

Second season in Pittsburgh (67-95)
Second season overall (67-95)

PITTSBURGH IN 2008

Record	67-95
Finish	Sixth NL Central
at HOU	3-4
In PIT	5-4

ASTROS ALL-TIME SERIES RESULTS

Overall	306-329
In HOU	181-134
at PIT	125-195

ASTROS RESULTS BY DECADE

1960s	45-93 (.326)
1970s	44-75 (.370)
1980s	63-51 (.553)
1990s	67-54 (.554)
2000s	87-56 (.608)
Total	306-329 (.482)

Chairman of the Board:	Bob Nutting
President:	Frank Cooney
Senior Vice President, General Manager:	Neal Huntington
Director, Media Relations:	Jim Trdinich
Direct Phone:	(412) 325-4728
Manager, Media Services:	Dan Hart
Direct Phone:	(412) 325-4976
Stadium (Year Opened):	PNC Park (2001)
Capacity/Dimensions:	38,362/325' 410' 320'
Traveling Secretary:	Greg Johnson
Pirates Hotel in Houston:	Westin Galleria
Phone:	(713) 960-8100
Fax:	(713) 960-6553
Astros Hotel in Pittsburgh:	Westin Convention Center
Phone:	(412) 281-3700
Fax:	(412) 227-4500

SERIES RECORDS

Longest Winning Streak, Astros:	10 (7/25/02-5/13/03)
Longest Winning Streak, Pirates:	9 (twice, 4/29/79-6/13/80)
Largest Margin of Victory, Astros:	14 (8/14/00, HOU, 16, PIT)
Largest Margin of Victory, Pirates:	13 (7/22/67, PIT 15, HOU 2)
Most Runs Scored by Astros:	19 (5/11/99 @ Houston)
Most Runs Scored by Pirates:	15 (7/22/67 @ Pittsburgh)
Most Runs Scored by Both Teams:	27 (5/11/99, HOU 19, PIT 8)
Longest Game, Innings:	18 (5/27/06 @ Pittsburgh)

* home team in CAPS

2008 SERIES REVIEW

Date	G	Opp	Score	Astros POR	Pirates POR	Save	Rec	Pos	GB	Attend
6-3	59	@PIT	W 2-0	Rodriguez (2-1)	Dumastri (2-3)	Valverde (16)	31-28	T 3rd	7.0	13,183
6-4	40	@PIT	L 2-5	Oswalt (4-6)	Duke (3-4)	Capps (12)	31-29	4th	7.0	9,392
6-5	61	@PIT	L 3-4	Baekke (4-7)	Maholm (4-5)	Capps (13)	31-30	4th	-8.0	10,728
7-7	90	@PIT	L 7-10	Hernandez (0-3)	Bautista (2-1)	Marte (2)	41-49	6th	12.5	13,323
7-8	91	@PIT	L 3-4	Brocail (4-4)	Grabow (5-2)	Marte (3)	41-50	6th	13.5	17,867
7-9	92	@PIT	W 6-4	Moehler (5-4)	Burnett (0-1)	Valverde (23)	42-50	6th	-13.5	13,884
7-21	99	PIT	L 3-9	Valverde (4-3)	Yates (4-2)	none	46-53	5th	12.0	34,624
7-22	100	PIT	L 2-6	Caspe (1-1)	Maholm (7-6)	none	46-54	T 5th	12.0	33,926
7-23	101	PIT	L 7-8	Geary (2-2)	Ozuna (4-3)	none	46-55	6th	13.5	36,091
9-8	144	PIT	W 1-2	Anax, D1	Snell (6-11)	Valverde (41)	77-67	4th	9.0	26,526
9-9	145	PIT	W 9-3	Wolf (10-11)	Ohlendorf (0-1)	none	78-67	4th	-8.5	30,034
9-10	146	PIT	W 7-4	Moehler (11-6)	Bautista (4-3)	Valverde (42)	79-67	3rd	-8.5	26,859
9-11	147	PIT	W 6-0	OSWALT (15-9)	Duke (5-14)	none	80-67	3rd	8.5	31,011
9-19	153	@PIT	W 5-1	Wolf (11-12)	Snell (6-12)	none	81-72	3rd	11.5	26,301
9-20	154	@PIT	L 4-6	Moehler (11-8)	Davis, J (2-4)	Capps (20)	81-73	3rd	12.5	36,621
9-21	155	@PIT	W 6-2	Oswalt (16-10)	Ohlendorf (0-3)	none	82-73	3rd	13.0	20,311

ASTROS ALL-TIME SERIES RESULTS

YEAR	HOME	ROAD	TOTAL	YEAR	HOME	ROAD	TOTAL	YEAR	HOME	ROAD	TOTAL
1962	3-6	2-7	5-13	1978	4-2	0-6	4-8	1994	4-2	4-2	8-4
1963	4-5	2-7	6-12	1979	3-3	1-5	4-8	1995	4-2	5-2	9-4
1964	4-5	1-8	5-13	1980	5-1	2-4	7-5	1996	4-2	4-2	8-5
1965	6-3	2-7	8-10	1981	0-3	2-1	2-4	1997	3-3	3-3	6-6
1966	3-6	1-8	4-14	1982	5-1	4-2	9-3	1998	4-1	5-1	9-2
1967	6-3	3-6	9-9	1983	2-4	4-2	6-6	1999	4-2	1-5	5-7
1968	5-4	0-9	5-13	1984	2-4	4-2	6-6	2000	7-0	3-3	10-3
1969	2-4	1-5	3-9	1985	6-2	2-4	8-6	2001	5-2	4-6	9-8
1970	4-2	2-4	6-6	1986	2-4	4-2	6-6	2002	7-3	4-3	1-6
1971	2-4	2-4	4-8	1987	5-1	1-5	6-6	2003	6-1	4-5	10-6
1972	2-4	1-5	3-9	1988	5-1	3-3	8-4	2004	9-1	3-4	12-5
1973	3-3	3-3	6-6	1989	4-2	1-3	5-5	2005	2-4	8-2	10-6
1974	4-2	1-5	5-7	1990	4-2	3-5	7-7	2006	6-0	7-3	13-3
1975	5-1	1-4	6-5	1991	1-5	3-3	4-8	2007	3-6	2-4	5-10
1976	0-6	2-4	2-10	1992	4-2	2-4	6-6	2008	4-3	4-5	8-8
1977	3-3	1-5	4-8								

OPPONENTS



ST. LOUIS CARDINALS

CENTRAL DIVISION NATIONAL LEAGUE

Busch Stadium • 700 Clark St. • St. Louis, MO 63102
(314) 345-9600 (Phone) • (314) 345-9530 (Fax) • stlcardinals.com



MANAGER TONY LARUSSA

14th season in St. Louis (1341-963)
32nd season overall (2461-2146)

ST. LOUIS IN 2008

Record	86-76
Finish:	Fourth in Central
at HOU	4-5
in STL	4-2

ASTROS ALL-TIME SERIES RESULTS

Overall	301-339-2
in HOU:	167-158-1
at STL	134-181-1

ASTROS RESULTS BY DECADE

1960s:	59-79-1 (.428)
1970s:	56-64-1 (.467)
1980s:	58-58 (.491)
1990s:	60-62 (.492)
2000s:	70-76 (.479)
Total:	301-339-2 (.470)

Chairman of the Board/General Partner:	William O. DeWitt, Jr.
Vice Chairman:	Frederick O. Hanser
Vice President & General Manager:	John Mozellak
Director of Media Relations:	Brian Bartow
Direct Phone:	(314) 960-0027
Assistant Director of Media Relations:	Melody Yaunt
Direct Phone:	(314) 960-0243
Assistant Director of Media Relations:	Jim Anderson
Direct Phone:	(314) 604-0353
Stadium (Year Opened):	Busch Stadium (2006)
Capacity:	43,975/336,400,335
Traveling Secretary:	C.J. Cherre
Cardinals Hotel in Houston:	Westin Galleria
Phone/Fax:	(713) 960-8100/(713) 960-6553
Astros Hotel in St. Louis:	Westin
Phone/Fax:	(314) 621-2000/(314) 552-5700

SERIES RECORDS

Longest Winning Streak, Astros:	5 (7x, 9/13-9/24/06)
Longest Winning Streak, Cardinals:	9 (7/19/71-4/29/72)
Largest Margin of Victory, Astros:	17 (9/20/07, Hou 18, STL 1)
Largest Margin of Victory, Cardinals:	12 (9/3/67, STL 13, Hou 1)
Most Runs Scored by Astros:	18 (9/20/07, Hou 18, STL 1)
Most Runs Scored by Cardinals:	19 (9/30/65 at Houston)
Most Runs Scored by Both Teams:	28 (7/18/01, HOU 17, STL 11)
Longest Game, Innings:	18 (5/27/83 at Houston)

* home team in CAPS

2008 SERIES REVIEW

Date	G	Opp	Score	Astros P/R	Cardinals P/R	Save	Rec	Pos	GB	Attend
4/7	8	STL	W 3-3	Vaiverde (3-0)	McClellan (0-1)	none	3-5	6th	3-0	43,483*
4/8	9	STL	L 3-5	Geary (0-1)	Reyes (1-0)	Istringhausen (4)	3-6	6th	4-0	30,184
4/9	10	STL	L 4-6	Sampson (0-1)	Looper (2-0)	Istringhausen (5)	3-7	6th	4-0	29,87
4/25	24	vsSTL	W 3-2	Wright (3-0)	Istringhausen (1-2)	Vaiverde (4)	12-12	4th	3-5	41,193
4/26	25	vsSTL	L 3-4	Bokowski (0-1)	Wainwright (3-1)	none	12-13	4th	4-3	43,040
4/27	26	vsSTL	L 5	Backe (1-3)	Lohe (3-0)	McClellan (1)	12-14	4th	4-5	44,222
5/27	53	vsSTL	W 8-2	Chacon (2-0)	Looper (6-4)	none	30-23	T 2nd	1-3	41,104
5/28	54	vsSTL	L 6	Rodriguez (1-1)	Wainwright (5-2)	none	30-24	3rd	2-5	41,115
5/29	55	vsSTL	L 2-3	Oswalt (4-5)	Lohe (5-2)	Franklin (4)	30-25	3rd	3-5	41,786
6/6	67	STL	W 6-1	Moehler (3-2)	Looper (7-5)	none	32-30	4th	7-0	38,596
6/7	65	STL	L 4-8	Chacon (2-2)	Wainwright (6-3)	none	32-31	4th	7-0	39,611
6/8	64	STL	L 4-5	Rodriguez (2-2)	Lohe (7-2)	Franklin (8)	32-32	4th	8-0	39,923
8/29	135	STL	W 3-2	Brocail (6-5)	Springer (2-1)	none	69-66	4th	16-0	33,147
8/30	136	STL	W 8-5	Moehler (10-5)	Looper (12-11)	Vaiverde (36)	70-66	4th	15-0	37,569
8/31	137	STL	W 3-0	Rodriguez (8-6)	Wellmeyer (11-6)	Vaiverde (37)	71-66	4th	14-0	35,638

ASTROS ALL-TIME SERIES RESULTS

YEAR	HOME	ROAD	TOTAL	YEAR	HOME	ROAD	TOTAL	YEAR	HOME	ROAD	TOTAL
1962	5-4	4-5	9-9	1978	3-3	4-2	7-5	1994	4-2	4-2	8-4
1963	4-5	1-8	5-13	1979	2-4	4-2	6-6	1995	5-1	4-3	9-4
1964	4-5	4-5	8-10	1980	4-2	3-3	7-5	1996	2-5	0-6	2-11
1965	6-3	3-6	9-9	1981	1-2	1-2	2-4	1997	5-1	4-2	9-3
1966	6-3	4-5	10-8	1982	4-2	2-4	6-6	1998	3-3	2-4	5-7
1967	3-6	3-6	6-12	1983	2-4	0-6	2-10	1999	3-3	2-4	5-7
1968	2-7	3-6	5-13	1984	4-2	4-2	8-4	2000	3-3	3-3	6-6
1969	4-2	3-3	7-5	1985	3-3	3-3	6-6	2001	4-4	5-3	9-7
1970	1-5	5-1	6-6	1986	3-3	4-2	7-5	2002	4-6	2-7	6-3
1971	5	1-5	2-10	1987	3-3	2-4	5-7	2003	6-3	5-4	11-7
1972	2-4	2-4	4-8	1988	3-3	3-3	6-6	2004	4-5	6-3	0-8
1973	3-3	2-4	5-7	1989	3-3	4-2	7-5	2005	3-5	2-6	5-11
1974	5-1	3-3	8-4	1990	4-2	2-4	6-6	2006	7-3	2-4	9-7
1975	1-5	3-3	4-8	1991	4-2	1-5	5-7	2007	4-5	3-4	7-9
1976	5-1	4-2	9-3	1992	3-3	2-4	5-7	2008	5-4	2-4	7-8
1977	5-3	2-4	5-7	1993	4-2	2-4	6-6				

OPponents

SAN DIEGO PADRES



WESTERN DIVISION NATIONAL LEAGUE

PETCO Park • P.O. Box 122000 • San Diego, CA 92112
(619) 795-5000 • (619) 795-5266 (Fax) • padres.com

Chairman: John Moores
 President/COO: Dick Freeman
 Executive Vice President / General Manager: Kevin Towers
 Director, Media Relations: Warren Miller
 Direct Phone: (619) 795-5260
 Manager, Media Relations: Leah Tobin
 Direct Phone: (619) 795-5261
 Stadium (Year Opened): Petco Park (2004)
 Capacity/Dimensions: 46,691/336 - 396 322
 Director of Team Travel: Brian Priaman
 Padres Hotel in Houston: Westin Galleria
 Phone: (713) 960-8100
 Fax: (713) 960-6553
 Astros Hotel in San Diego: Hyatt Regency
 Phone: (619) 232-1234
 Fax: (619) 233-6464

MANAGER JIM BLACK

Third season in San Diego (152-173)
 Third season overall (152-173)

TEAM SIZED IN 2008

Record: 63-99
 Finish: 5th, NL West
 in HOU: 0-2
 in SD: 3-1

ASTROS ALL-TIME RECORDS (HOU/FL)

Overall: 295-266
 in HOU: 163-116
 at SD: 132-150

ASTROS RESULTS BY DECADE

1960s: 10-8 (.556)
 1970s: 106-70 (.602)
 1980s: 89-87 (.506)
 1990s: 62-67 (.481)
 2000s: 28-34 (.452)
 Total: 295-266 (.526)

SERIES RECORDS

Longest Winning Streak, Astros: 9 (6/22-9/17/79)
 Longest Winning Streak, Padres: 8 (twice, last, 7/28-9/18/90)
 Largest Margin of Victory, Astros: 12 (9/16/97, HOU 15, Sd 3)
 Largest Margin of Victory, Padres: 15 (4/7/96, Sd 17, HOU 2)
 Most Runs Scored by Astros: .15 (9/16/97 at Houston)
 Most Runs Scored by Padres: .18 (7/29/07 at Houston)
 Most Runs Scored by Both Teams: .29 (7/29/07, Sd 18, HOU 11)
 Longest Game, Innings: 20 (8/15/80 at San Diego)
 * home team in CAPS

2008 SERIES REVIEW

Date	G	Opp	Score	Astros POR	Padres POR	Save	Rec	Pos	GB	Attend
3/31	1	@SD	L 0-4	Oswalt (0-1)	Peavy (1-0)	none	0-1	T-4th	-1.0	44,965
4/1	2	@SD	L 1-2	Backe (0-1)	Young (1-0)	Hoffman (1)	0-2	6th	-1.5	20,825
4/2	3	@SD	W 9-6	Valverde (1-0)	Hoffman (0-1)	none	1-2	5th	-1.5	18,714
4/3	4	@SD	L 2-3	Villarreal (1-0)	Gonzalez (1-0)	Hoffman (2)	1-3	6th	-1.5	24,432
4/21	20	SD	W 10-3	Oswalt (2-3)	Garman (0-2)	none	8-12	T-4th	-5.5	28,600
4/22	21	SD	W 11-7	Valverde (3-1)	Bel (0-2)	none	9-12	T-4th	-5.5	33,434

ASTROS ALL-TIME SERIES RESULTS

YEAR	HOME	ROAD	TOTAL	YEAR	HOME	ROAD	TOTAL	YEAR	HOME	ROAD	TOTAL
1969	8-1	2-7	10-8	1983	7-2	4-5	11-7	1997	2-4	4-1	6-5
1970	7-2	7-2	14-4	1984	4-5	2-7	6-12	1998	2-1	3-3	5-4
1971	4-5	6-3	10-8	1985	8-1	4-5	12-6	1999	6-0	2-1	8-1
1972	4-1	8-1	12-2	1986	5-4	5-4	10-8	2000	0-3	2-4	2-7
1973	6-3	4-5	10-8	1987	4-5	1-8	5-13	2001	1-5	2-1	3-6
1974	6-3	5-4	11-7	1988	4-5	2-7	6-12	2002	2-1	2-1	4-2
1975	4-5	5-4	9-9	1989	5-4	3-6	8-10	2003	1-2	2-1	3-3
1976	7-3	3-5	10-8	1990	3-6	1-8	4-14	2004	1-2	1-2	2-4
1977	4-5	4-5	8-10	1991	4-5	2-7	6-12	2005	3-1	1-2	4-3
1978	5-4	3-6	8-10	1992	6-3	1-8	7-11	2006	1-2	2-1	3-3
1979	8-1	6-3	14-4	1993	4-2	4-3	8-5	2007	2-2	2-1	4-3
1980	4-5	7-2	11-7	1994	4-3	1-2	5-5	2008	2-0	1-3	3-3
1981	4-1	7-2	11-3	1995	4-1	3-3	7-4				
1982	5-4	4-5	9-9	1996	2-4	4-2	6-6				

OPPONENTS



SAN FRANCISCO GIANTS

WESTERN DIVISION NATIONAL LEAGUE

AT&T Park • 24 Willie Mays Plaza • San Francisco, CA 94107
(415) 972-2000 • (415) 947-2800 (Fax) • sfgiants.com

GIANTS

MANAGER BRUCE BOCHY

Third season in San Francisco (143-181)
14th season overall (1094-1056)

SAN FRANCISCO IN 2006

Record: 72-90
Finish: Fourth, NL West
at HOU: 0-4
In SF: 1-3

ASTROS ALL-TIME SERIES RESULTS

Overall: 334-353
In HOU: 192-153
at SF: 142-200

ASTROS RESULTS BY DECADE

1960s: 55-89 (.382)
1970s: 90-90 (.500)
1980s: 98-79 (.554)
1990s: 69-57 (.548)
2000s: 22-38 (.367)
Total: 334-353 (.486)

President: Lawrence M. Baer
Senior Vice President & General Manager: Brian Sabean
Senior Director of Broadcast Services: Maria Jacinto (415) 972-2447
Direct Phone: (415) 972-2447
Senior Director of Media Relations: Jim Moorehead
Direct Phone: (415) 972-2449
Hispanic Media Services Coordinator: Erwin Higueros
Direct Phone: (415) 972-2443
Stadium (Year Opened): AT&T Park (2000)
Capacity/Dimensions: 47,915/339-399-309
Coordinator, Team Travel: Michael King
Giants Hotel in Houston: Four Seasons
Phone/Fax: (713) 650-1300/(713) 950-6220
Astros Hotel in San Francisco: West n St. Castro
Phone/Fax: (415) 397-7000/(415) 774-0124

SERIES RECORDS

Longest Winning Streak, Astros: 12 (8/8/84-6/30/85)
Longest Winning Streak, Giants: 11 (7/19/64-5/22/65)
Largest Margin of Victory, Astros: 14 (7/7/71, Hou 18, SF 4)
Largest Margin of Victory, Giants: 14 (4/13/91, SF 16, HOU 2)
Most Runs Scored by Astros: 18 (7/7/71 at San Francisco)
Most Runs Scored by Giants: 16 (twice, last, 4/13/91 at Houston)
Most Runs Scored by Both Teams: 24 (7/15/95, Hou 15, SF 9)
Longest Game, Innings: 15 (twice, last, 5/22/81 at Houston)
* home team in CAPS

2006 SERIES REVIEW

Date	G	Opp	Score	Astros POR	Giants POR	Save	Rec	Pos	GB	Attend
5/12	39	@SF	W 7-3	Oswalt (4-3)	Chulk (0-1)	Valverde (9)	22-17	3rd	-1.5	30,165
5/13	40	@SF	L 2-4	Backe (2-5)	Cain (2-3)	Wilson (12)	22-18	3rd	-1.5	30,898
5/14	41	@SF	W 6-3	Villarreal (1-3)	Toschner (2-1)	Valverde (70)	23-18	3rd	-1.5	33,070
5-15	42	@SF	W 8-7	Byrdak (2-0)	Chulk (0-2)	Valverde (11)	24-18	2nd	-1.5	33,771
8/11	118	SF	W 3-1	Backe (7-11)	Sanchez (8-9)	Vavverde (29)	59-59	4th	-12.0	28,220
8/12	119	SF	W 12-4	Oswalt (10-8)	Walker (4-7)	none	60-59	4th	-11.5	29,451
8/13	120	SF	W 6-2	Wolf (8-10)	Zito (6-15)	none	61-59	4th	-12.0	30,330
8/14	121	SF	W 7-4	Hawkins (1-0)	Yabu (3-5)	Valverde (30)	62-59	4th	-12.0	33,612
5/23	46	@SF	L 1-9	Albers (1-4)	Zito (4-5)	none	21-25	T2	-6.5	35,521

ASTROS ALL-TIME SERIES RESULTS

YEAR	HOME	ROAD	TOTAL	YEAR	HOME	ROAD	TOTAL	YEAR	HOME	ROAD	TOTAL
1962	2-7	5-4	7-11	1978	5-4	1-8	6-12	1994	5-1	3-1	8-2
1963	5-4	3-6	8-10	1979	3-6	4-5	7-11	1995	3-1	2-2	5-3
1964	5-4	2-7	7-11	1980	8-1	3-6	11-7	1996	4-2	4-2	8-4
1965	2-7	1-8	3-15	1981	4-2	5-4	9-6	1997	2-3	1-5	3-8
1966	5-4	1-8	6-12	1982	4-5	1-8	5-13	1998	4-2	2-1	6-3
1967	5-4	1-8	6-12	1983	6-3	6-3	12-6	1999	2-1	3-3	5-4
1968	5-4	3-6	8-10	1984	7-2	5-4	12-6	2000	0-6	1-2	1-8
1969	8-1	2-7	10-8	1985	8-1	7-2	15-3	2001	0-3	3-0	3-3
1970	7-2	3-6	10-8	1986	5-4	4-5	9-9	2002	1-2	0-3	1-5
1971	5-4	4-5	9-9	1987	7-2	3-6	10-8	2003	1-2	1-2	2-4
1972	5-4	8-1	13-5	1988	2-7	5-4	7-11	2004	1-2	1-2	2-4
1973	6-3	5-4	11-7	1989	6-3	2-7	8-10	2005	2-2	1-2	3-4
1974	5-4	5-4	10-8	1990	7-2	3-6	10-8	2006	0-3	1-2	1-5
1975	1-8	4-5	5-13	1991	4-5	5-4	9-9	2007	2-1	0-3	2-4
1976	7-2	3-6	10-8	1992	7-2	5-4	12-6	2008	4-0	3-1	7-1
1977	4-5	5-4	9-9	1993	1-6	2-4	3-10				

OPPONENTS

WASHINGTON NATIONALS



MANAGER MANNY ACTA

Third season with Nationals (132-191)
Third season overall (132-191)

WASHINGTON IN 2008

Record:	59-102
Finish:	Fifth NL East
at HOU:	1-2
in WSH:	1-2

ASTROS ALL-TIME SERIES RESULTS

Overall:	232-184
in HOU:	120-86
at MON:	105-91
at WSH:	7-7

ASTROS RESULTS BY DECADE

1960s:	11-1 (917)
1970s:	71-49 (592)
1980s:	60-55 (522)
1990s:	57-51 (528)
2000s:	33-28 (541)
Total:	232-184 (558)

EASTERN DIVISION NATIONAL LEAGUE

Nationals Park • 1500 South Capitol Street, SE • Washington D.C. 20003
(202) 640-7000 • (202) 640-7730 (Fax) • nationals.com

Managing Principal Owner:	Theodore N. Lerner
President:	Stan Kasten
Executive Vice President:	Bob Wolfe
Senior Vice President & General Manager:	Jim Bowden
Senior Director Baseball Information:	John Dever
Direct Phone:	(202) 640-7437
Director, Media Relations:	Mike Gazda
Direct Phone:	(202) 640-7417
Stadium (Year Opened):	Nationals Park (2008)
Capacity/Dimensions:	41,888/336 404-335
Director, Team Travel:	Rob McDonal
Nationals Hotel in Houston:	Westin Galleria
Phone:	(713) 961-8100
Fax:	(713) 961-6553
Astros Hotel in Washington D.C.:	Ritz-Carlton Pentagon City
Phone:	(703) 415-5000
Fax:	(703) 415-5060

SERIES RECORDS

Longest Winning Streak, Astros:	9 (7/18/97-4/18/98)
Longest Winning Streak, Nationals:	5 (3x last, 5/10-8/7/96)
Largest Margin of Victory, Astros:	15 (4/26/98, Hou. 15, MON 0)
Largest Margin of Victory, Nationals:	16 (6/17/79, MON 19, Hou. 3)
Most Runs Scored by Astros:	17 (8/17/72 at Montreal)
Most Runs Scored by Nationals:	19 (6/16/79 at Montreal)
Most Runs Scored by Both Teams:	22 (6/17/79, MON 19, Hou. 3)
Longest Game, Innings:	19 (7/7/85 at Houston)

* home team in CAPS

2008 SERIES REVIEW

Date	G	Opp	Score	Astros POR	Nationals POR	Save	Rec	Pos	GB	Attend
5/6	33	WSH	W 6-5	Brocail (2-0)	Ayala (1-2)	Valverde (7)	17-16	3rd	4.5	30,335
5/7	34	WSH	W 4-3	Valverde (4-1)	Manrahan (0-2)	none	18-16	3rd	3.5	30,432
5/8	35	WSH	L 3-8	Backe (2-4)	Lannan (3-3)	none	18-17	3rd	3.5	33,433
7/11	93	@WSH	L 0-10	Paronto (0-1)	Redding (7-3)	none	42-51	6th	14.0	33,653
7/12	94	@WSH	W 6-4	Rodriguez (4-3)	Balester (1-2)	Valverde (24)	43-51	6th	14.0	30,682
7/13	95	@WSH	W 5-0	Backe (6-9)	Perez (2-7)	none	44-51	6th	13.0	31,463

ASTROS ALL-TIME SERIES RESULTS

YEAR	HOME	ROAD	TOTAL	YEAR	HOME	ROAD	TOTAL	YEAR	HOME	ROAD	TOTAL
1969	6-0	5-1	11-1	1983	5-1	3-3	8-4	1997	5-1	3-2	8-3
1970	4-2	4-2	8-4	1984	4-2	3-3	7-5	1998	2-1	5-1	7-2
1971	1-5	3-3	4-8	1985	4-2	2-4	6-6	1999	4-2	3-0	7-2
1972	4-2	4-2	8-4	1986	5-1	3-3	8-4	2000	2-1	2-4	4-5
1973	4-2	2-4	6-6	1987	4-2	3-3	7-5	2001	3-0	3-0	6-0
1974	1-5	5-1	6-6	1988	2-4	4-2	6-6	2002	3-3	1-2	4-5
1975	5-1	3-3	8-4	1989	1-5	3-3	4-8	2003	2-1	1-2	3-3
1976	5-1	5-1	10-2	1990	3-3	2-4	5-7	2004	1-2	1-2	2-4
1977	4-2	4-2	8-4	1991	2-4	0-6	2-10	2005	2-1	3-1	5-2
1978	4-2	2-4	6-6	1992	4-2	4-2	8-4	2006	3-1	1-3	4-4
1979	5-1	2-4	7-5	1993	3-3	2-4	5-7	2007	1-3	1-2	2-5
1980	2-4	3-3	5-7	1994	1-2	1-2	2-4	2008	2-1	2-1	4-2
1981	2-1	3-1	5-2	1995	3-3	6-0	9-3				
1982	2-4	2-4	4-8	1996	2-4	2-5	4-9				

OPPONENTS



TEXAS RANGERS



WESTERN DIVISION AMERICAN LEAGUE

Rangers Ballpark in Arlington • 1000 Ballpark Way • Arlington, TX 76011
(817) 273-5222 • (817) 273-5110 (Fax) • texasrangers.com

Owner & Chairman of the Board: Thomas O. Hicks
President: Nolan Ryan
General Manager: Jon Daniels
Executive Vice President, Communications: John Blake
Direct Phone: (817) 273-5208
Senior Director, Baseball Media Relations: Rich Rice
Direct Phone: (817) 273-5204
Stadium (Year Opened): Rangers Ballpark in Arlington (1994)
Capacity/Dimensions: 49,170/332-400 325
Director of Travel: Chris Lyngos
Rangers Hotel in Houston: Four Seasons
Phone: (713) 650-1300
Fax: (713) 650-6220
Astros Hotel in Arlington: Four Seasons
Phone: (972) 717-0700
Fax: (972) 717-2550

MANAGER RON WASHINGTON

Third season in Texas (154-170)
Third season overall (154-170)

TEXAS IN 2008

Record: 79-83
Fin. sh: Second, AL West
In HOU: 1-2
In TEX: 2-1

AFTER ALL-TIME SERIES RESULTS

Overall: 25-23
In HOU: 13-11
at TEX: 12-12

ASTROS RESULTS BY DECADE

2000s: 25-23 (524)
Total: 25-23 (524)

SERIES RECORDS

Longest Winning Streak, Astros: 4 (6/15-29/03)
Longest Winning Streak, Rangers: 4 (7/4/04-5/22/05)
Largest Margin of Victory, Astros: 9 (6/20/03, HOU 12, Tex 3)
Largest Margin of Victory, Rangers: 15 (twice, last -- 5/21/05, Tex 18, HOU 3)
Most Runs Scored by Astros: 12 (6/20/03, HOU 12, Tex 3)
Most Runs Scored by Rangers: 18 (twice, last -- 5/21/05, Tex 18, HOU 3)
Most Runs Scored by Both Teams: 24 (5/16/08, TEX 16, HOU 8)
Longest Game, Innings: 11 (6/8/01 at Texas)
 * home team in CAPS

2008 SERIES REVIEW

Date	G	Opp	Score	Astros POR	Rangers POR	Save	Rec	Pos	GB	Attend
5/16	43	@TEX	L 8-16	Wright (3-1)	J. Wright (2-1)	none	24-19	2nd	2.5	32,117
5/17	44	@TEX	L 2-6	Oswalt (4-4)	Padilla (6-2)	none	24-20	3rd	-2.5	38,534
5-18	45	@TEX	W 5-4	Backe (3-5)	Gabbard (1-1)	Valverde (12)	25-02	3rd	2.5	33,561
6/24	77	TEX	W 4-3	Moehler (4-3)	Hurley (0-1)	Valverde (19)	36-41	5th	-12.0	40,052
6/25	78	TEX	L 2-3	Oswalt (5-8)	Mendoza (1-2)	Wilson (16)	36-42	5th	-13.0	32,567
6/26	79	TEX	W 7-2	Rodriguez (3-3)	Millwood (5-4)	none	37-42	5th	-12.0	36,506

ASTROS ALL-TIME SERIES RESULTS

YEAR	HOME	ROAD	TOTAL	YEAR	HOME	ROAD	TOTAL	YEAR	HOME	ROAD	TOTAL
2001	1-2	2-1	3-3	2004	2-1	1-2	3-3	2007	1-2	1-2	2-4
2002	2-1	2-1	4-2	2005	2-1	0-3	2-4	2008	2-1	1-2	3-3
2003	1-2	3-0	4-2	2006	2-1	2-1	4-2				

OPPONENTS

OPponents



DETROIT TIGERS

CENTRAL DIVISION AMERICAN LEAGUE

Comerica Park • 2100 Woodward Avenue • Detroit, MI 48201
(313) 471-2114 • (313) 471-2138 (Fax) • tigers.com

MANAGER JIM LEYLAND

Third season in Detroit (257-229)
Eighteenth season overall (1326-1360)

TIGERS IN 2008

Record 74-88
Finish: F (th, AL Central)

ASTROS ALL-TIME SERIES RESULTS

Overall: 7-5
in HOU: 3-0
at DET: 4-5

ASTROS YEAR-BY-YEAR RESULTS

YEAR	HOME	ROAD	TOTAL
1998	0-0	3-0	3-0
1999	3-0	0-0	3-0
2000	0-0	1-2	1-2
2006	0-0	0-3	0-3

ASTROS RESULTS BY DECADE

1980s: 6-0 (1,000)
2000s: 1-5 (1,67)
Total: 7-5 (583)

Owner/Director: Michael Iltch
President, CEO & General Manager: David Dombrowski
Senior Vice President, Business Operations: Duane McLean
Vice President, Communications: Ron Colangelo
Director, Baseball Media Relations: Brian Britten
Direct Phone: (313) 471-2276
Manager, Baseball Media Relations: Rick Thompson
Direct Phone: (313) 471-2114
Stadium (Year Opened): Comerica Park (2000)
Capacity/Dimensions: 41,782/345-420-330
Traveling Secretary: Bill Brown
Tigers Hotel in Houston: Westin Galleria
Phone: (713) 961-8100
Fax: (713) 961-6553

SERIES RECORDS

Longest Winning Streak, Astros: 6 (6/8/98-7/17/99)
Longest Winning Streak, Tigers: 4 (7/15/00-6/28/06)
Largest Margin of Victory, Astros: 7 (6/10/98, Hou 10, DET 3)
Largest Margin of Victory, Tigers: 6 (6/26/06 DET 10, Hou 4)
Most Runs Scored by Astros: 10 (6/10/98 at DET)
Most Runs Scored by Tigers: 11 (7/15/00 at DET)
Most Runs Scored by Both Teams: 17 (7/15/00, DET 11, Hou 6)
Longest Game, Innings: 10 (7/17/99 at HOU)
* home team in CAPS



CLEVELAND INDIANS

CENTRAL DIVISION AMERICAN LEAGUE

Progressive Field • 2401 Ontario Street • Cleveland, OH 44115
(216) 420-4200 • (216) 420-4886 (Fax) • Indians.com

MANAGER ERIC WEDER

Seventh season in Cleveland (495-476)
Eleventh season overall (887-791)

INDIANS IN 2008

Record 81-81
Finish: Third, AL Central

ASTROS ALL-TIME SERIES RESULTS

Overall: 8-7
in HOU: 5-4
at CLE: 3-3

ASTROS YEAR-BY-YEAR RESULTS

YEAR	HOME	ROAD	TOTAL
1997	1-2	0-0	1-2
1998	0-0	2-1	2-1
1999	2-1	0-0	2-1
2000	0-0	1-2	1-2
2001	2-1	0-0	2-1

ASTROS RESULTS BY DECADE

1900s: 5-4 (5,56)
2000s: 3-3 (1,500)
Total: 8-7 (5,33)

Owner/Chief Executive Officer: Lawrence J. Dolan
President: Paul J. Dolan
Executive Vice President/General Manager: Mark Shapiro
Director of Media Relations: Bart Swain
Direct Phone: (216) 420-4386
Manager of Media Relations: Jeff Sibel
Direct Phone: (216) 420-4391
Stadium (Year Opened): Progressive Field (1994)
Capacity/Dimensions: 45,199/325-405-325
Director of Team Travel: Mike Seghl
Indians Hotel in Houston: Four Seasons
Phone: (713) 650-1300
Fax: (713) 650-6220

SERIES RECORDS

Longest Winning Streak, Astros: 4 (6/27/98-7/19/99)
Longest Winning Streak, Indians: 2 (2x, last, 7/17/00-7/18/00)
Largest Margin of Victory, Astros: 9 (6/28/98, Hou 12, CLE 3)
Largest Margin of Victory, Indians: 6 (3x, last, 7/17/01, Cle 10, HOU 4)
Most Runs Scored by Astros: 12 (6/28/98 at CLE)
Most Runs Scored by Indians: 10 (7/17/01 at HOU)
Most Runs Scored by Both Teams: 18 (7/16/01, HOU 10, Cle 8)
Longest Game, Innings: 11 (2x, last, 7/19/99 at HOU)
* home team in CAPS

OPPONENTS



KANSAS CITY ROYALS



CENTRAL DIVISION AMERICAN LEAGUE

Kauffman Stadium • One Royal Way • Kansas City, MO 64129
(816) 921-8000 • (816) 921-5775 (Fax) • royals.com

Owner/Chief Executive Officer: David Glass
 President: Dan Glass
 Vice President, Communications & Broadcasting: Mike Swanson
 Direct Phone: (816) 504-4713
 Director, Media Relations: David Holtzman
 Direct Phone: (816) 504-4368
 Stadium (Year Opened): Kauffman Stadium (1973)
 Capacity/Dimensions: 36,048 315--404--320
 Sr. Director of Team Travel/Clubhouse Operations: Jeff Davenport
 Royals Hotel in Houston: Westin Galleria
 Phone: (713) 961-8100
 Fax: (713) 961-6553

MANAGER TREY HILLMAN

Second season in Kansas City (75-87)
 Second season overall (75-87)

ROYALS IN 2006

Record: 75-87
 Finish: Fourth, AL Central

ASTROS ALL-TIME SERIES RESULTS

Overall: 14-7
 In HOU: 5-4
 at KC: 9-3

ASTROS YEAR-BY-YEAR RESULTS

YEAR	HOME	ROAD	TOTAL
1997	0-0	1-2	1-2
1998	2-1	0-0	2-1
1999	0-0	3-0	3-0
2000	2-1	0-0	2-1
2001	0-0	3-0	3-0
2005	0-0	2-1	2-1
2006	1-2	0-0	1-2

ASTROS RESULTS BY DECADE

1900s: 6-3 (66%)
 2000s: 8-4 (66%)
 Total: 14-7 (66%)

SERIES RECORDS

Longest Winning Streak, Astros: 6 (2x, last, 7/9/00-6/18/05)
 Longest Winning Streak, Royals: 2 (2x, last, 6/19/05-6/16/06)
 Largest Margin of Victory, Astros: 9 (7/8/01, Hou 14, KC 5)
 Largest Margin of Victory, Royals: 6 (6/19/05, KC 7, Hou 1)
 Most Runs Scored by Astros: 14 (7/8/01 @ KC)
 Most Runs Scored by Royals: 8 (7/7/01 @ KC)
 Most Runs Scored by Both Teams: 19 (7/8/01, Hou 14, KC 5)
 Longest Game, Innings: 9 (21x, last, 6/18/06 @ KC)
 * home team in CAPS

MINNESOTA TWINS

CENTRAL DIVISION AMERICAN LEAGUE

Hubert H. Humphrey Metrodome • 34 K rby Puckett Place • Minneapolis, MN 55415
(612) 375-1366 • (612) 375-7473 (Fax) • twinsbaseball.com



Chief Executive Officer: Jim Pohlad
 President, Twins Sports Inc.: Jerry Beil
 President, Minnesota Twins: Dave St. Peter
 Senior Vice President/General Manager: Bill Smith
 Director, Baseball Communications: Mike Herman
 Direct Phone: (612) 375-7404
 Manager, Baseball Communications: Dustin Morse
 Direct Phone: (612) 375-7470
 Stadium (Year Opened): Hubert H. Humphrey Metrodome (1982)
 Capacity/Dimensions: 46,632/343-408-327
 Director, Team Travel: Remy Kralik
 Astros Hotel in Minnesota: Westin
 Phone/Fax: (612) 333-4006 / (612) 333-4007

MANAGER RON GARDENHIRE

Eighth season in Minnesota (622-512)
 Eighth season overall (622-512)

TWINS IN 2006

Record: 88-75
 Finish: Second, AL Central

ASTROS ALL-TIME SERIES RESULTS

Overall: 7-10
 In HOU: 4-7
 at MIN: 3-3

ASTROS YEAR-BY-YEAR RESULTS

YEAR	HOME	ROAD	TOTAL
1997	1-2	0-0	1-2
1998	1-1	0-0	1-1
1999	0-0	2-1	2-1
2000	1-2	0-0	1-2
2001	0-0	1-2	1-2
2006	1-2	0-0	1-2

ASTROS RESULTS BY DECADE

1900s: 4-4 (50%)
 2000s: 3-6 (33%)
 Total: 7-10 (41%)

SERIES RECORDS

Longest Winning Streak, Astros: 3 (6/23/98 - 6/5/99)
 Longest Winning Streak, Twins: 4 (6/6/00 - 6/7/01)
 Largest Margin of Victory, Astros: 9 (6/23/98, HOU 9, MIN 0)
 Largest Margin of Victory, Twins: 7 (3x, last, 6/12/01, MIN 7, HOU 0)
 Most Runs Scored by Astros: 9 (6/23/98 at HOU)
 Most Runs Scored by Twins: 13 (6/6/99 at MIN)
 Most Runs Scored by Both Teams: 19 (6/6/99, MIN 13, HOU 6)
 Longest Game, Innings: 10 (6/20/06 at HOU)
 * home team in CAPS

OPPONENTS

OPponents

HOUSTON'S LAST TRADE WITH

ARIZONA:	RHP Jose Valverde for IF Chris Burke, RHP Juan Gutierrez and RHP Chad Qualls on December 14, 2007
ATLANTA:	RHP Oscar Villarreal for OF Josh Anderson on November 16, 2007
CHICAGO (NL):	P Tom Gordon for P Russ Rohlfing and two players to be named on August 20, 2002. P Travis Anderson and P Mike Nanman named on September 11, 2002.
CINCINNATI:	P Ross Powell and P Marty Lister for C Eddie Taubensee on April 19, 1994.
COLORADO:	P Jason Jennings and P Miguel Asencio for OF Willy Taveras, P Jason Hirsch and P Taylor Buchholz on December 12, 2006.
FLORIDA:	LHP Darren Oliver for a player to be named or cash considerations on July 22, 2004.
LOS ANGELES:	P Ruddy Lugo for OF Daryle Ward on January 25, 2003.
MILWAUKEE:	IF Mark Loretta for two players to be named on August 31, 2002. P Wayne Franklin named on September 3, 2002 and IF Keith Ginter named on September 5, 2002
NEW YORK (NL):	RHP Dan Wheeler for OF Adam Seuss on Aug. 27, 2004
PHILADELPHIA:	P Stephen Randolph for player to be named May 8, 2008; P Ron Chiavacci named on June 6-10, 2008.
PITTSBURGH:	P Mike Williams for P Tony McKnight on July 31, 2001
ST. LOUIS:	P Bob Forsch for IF Denny Walling on August 31, 1998.
SAN FRANCISCO:	P Doug Henry for P Scott Linebrink on July 30, 2004.
SAN DIEGO:	P Randy Wolf for P Chad Reineke on July 22, 2008.
BALTIMORE:	IF Miguel Tejada for RHP Matt Albers, IF Michael Costanzo, LHP Troy Patton, RHP Dennis Sarfate and OF Luke Scott on December 12, 2007
BOSTON:	IF Adam Everett and P Greg Miller for OF Carl Everett on December 15, 1999.
CHICAGO (AL):	C Tony Pena for P Julien Tucker on August 15, 1997.
CLEVELAND:	OF Luke Scott and OF Willy Taveras for LHP Jeremie Robertson, March 31, 2004.
DETROIT:	P Dave Mikeli for P Jose Lima on June 23, 2001.
KANSAS CITY:	P Tyler Lumsden for a player to be named later on November 24, 2008. OF Jordan Parraz named on December 11, 2008.
LOS ANGELES (AL):	IF Dickie Thon for P Ken Forsch on April 1, 1981
MINNESOTA:	IF Steve Lombardozzi for P Gordie Farmer and IF Ramon Cedeno on March 21, 1989; Farmer replaced by IF Mica Lewis on March 8, 1990.
NEW YORK (AL):	P LaTroy Hawkins for IF Matt Cusick on July 30, 2008
OAKLAND:	RHP Chad Harville for RHP Kirk Saarloos on April 17, 2004.
SEATTLE:	C Carlos Maldonado for IF Carlos Hernandez on March 21, 2000.
TAMPA BAY:	IF Ty Wigginton and cash considerations for RHP Dan Wheeler on July 28, 2007
TEXAS:	C Roger Luce for P Domingo Jean on May 18, 1995.
TORONTO:	OF Gary Woods for OF Don Pisker on December 4, 1978. **P Pedro Borbon for a player to be named later on May 15, 2002.
WASHINGTON:	IF Geoff Blum for IF Chris Truby on March 12, 2002.

(Chart includes player trades, but not straight cash purchases.)

**Player to be named later changed to cash considerations.

HOUSTON VS. OPPONENTS ALL-TIME

	TOTAL			HOME			ROAD		
	W	L	PCT	W	L	PCT	W	L	PCT
Arizona	34	43	.442	17	20	.460	17	23	.425
Atlanta	314	362	.464	169	175	.491	145	187	.434
Baltimore	3	6	.333	3	0	1.000	0	6	.000
Boston	2	4	.333	2	1	.667	0	3	.000
Chicago (AL)	8	10	.444	3	3	.500	5	7	.417
Chicago (NL)	345	295	.539	192	131	.594	153	164	.483
Cincinnati	379	398	.488	206	183	.530	173	215	.448
Cleveland	8	7	.533	5	4	.556	3	3	.500
Colorado	67	65	.508	45	24	.652	22	41	.349
Detroit	7	5	.583	3	0	1.000	4	5	.444
Florida	70	58	.547	43	21	.672	27	37	.422
Kansas City	14	7	.667	5	4	.556	9	3	.750
Los Angeles	308	372	.453	169	165	.506	139	207	.402
Los Angeles (AL)	3	3	.500	2	1	.667	1	2	.333
Milwaukee	101	73	.580	58	27	.682	43	46	.483
Minnesota	7	10	.412	4	7	.333	3	3	.500
New York (AL)	1	5	.167	0	3	.000	1	2	.333
New York (NL)	297	244	.549	169	102	.583	128	142	.474
Oakland	1	5	.167	1	2	.333	0	3	.000
Philadelphia	262	277	.486	151	118	.561	111	159	.411
Pittsburgh	306	329	.482	181	134	.575	125	195	.391
St. Louis	301	339	.470	167	158	.512	134	181	.424
San Diego	295	266	.526	163	116	.584	132	150	.468
San Francisco	334	353	.486	192	153	.557	142	200	.415
Seattle	6	3	.667	4	2	.667	2	1	.667
Tampa Bay	5	1	.833	3	0	1.000	2	1	.667
Texas	25	23	.521	13	11	.542	12	12	.500
Toronto	3	0	1.000	3	0	1.000			
Washington	232	184	.558	120	86	.583	112	98	.533
TOTALS	3738	3747	.499	2093	1651	.559	1645	2096	.440

HISTORY & RECORDS



2000 ★ 2009

CELEBRATING

10

SEASONS

Minute Maid
Park

RETIRED ASTROS NUMBERS



32 • JIM UMBRICHT


1962-1963

BORN: 9/17/30 IN CHICAGO, IL

R: R T: R

Jim Umbricht broke into the professional ranks with the Milwaukee Brewers farm system in 1953 and was traded to Pittsburgh by Milwaukee for outfielder Emil Ranko on April 6, 1959. He was purchased by the Houston Colt 45s in the 1961 National League player pool for \$50,000 from Pittsburgh. Umbricht opened the 1962 season with the Colts and was one of the top relief pitchers in the National League. He posted a 4-0 record with a 2.01 ERA that year. He then made a remarkable comeback after a cancer operation in mid-March of 1963 and was once again one of the league's

leading relievers with a 4-3 record and 2.61 ERA. Umbricht died April 8, 1964 at the age of 33. His number, 32, was officially retired on April 12, 1965.




40 • DON WILSON

1966-74

BORN: 2/12/45 IN MONROE, LA

R: R T: R

Don Wilson is the only player to hurl two no-hitters while wearing a Houston uniform. He pitched a no-hitter on June 18, 1967 vs. Atlanta (2-0) and May 1, 1969 at Cincinnati (4-0). Wilson established the club record for single game strikeouts (18) on July 14, 1968 vs. Los Angeles. He compiled a 103-92 record in nine seasons with the Astros and won a career-high 16 games twice in 1969 (16-12), and 1971 (16-10). He was named to the 1971 All-Star team. Wilson died on January 5, 1975 and his number, 40, was officially retired on April 13, 1975.



25 • JOSE CRUZ

1975-87

BORN: 8/8/47 IN ARROYO, PR

R: L T: L

Jose "Cheo" Cruz ranks in the top 10 in every significant Astros career hitting category. He was the team's most valuable player four times (1977, 1980, 1983, 1984) and named a National League All-Star twice (1980, 1985). He started his career in the St. Louis organization but did not blossom until he was acquired by the Astros in 1975. Cruz made three trips into post-season play with the Astros, batting .400 in the 1980 NLCS against the Phillies and hitting .300 six times in his career. Cruz currently serves as the Astros' first base coach. His number, 25, was officially retired on October 3, 1992.




33 • MIKE SCOTT

1983-91

BORN: 4/26/55 IN SANTA MONICA, CA

R: R T: R

Mike Scott is still remembered for doing the "impossible" on Sept. 25, 1986, he became the first pitcher ever to throw a no-hitter in a clinching situation when he shut down San Francisco 2-0 to wrap up the NL West title. Scott, who began his career with the New York Mets, was 110-81 with a 3.30 ERA as an Astro from 1983-90, winning the Cy Young Award in 1986 when he led the Majors in strikeouts (306), innings pitched (275 1/3) and ERA (2.22). He will also be remembered for his feats in the 1986 NLCS. Scott twice beat the New York Mets, limiting them to one run in 18 innings and striking out 19 batters. He became the first player from a losing team to win NLCS MVP honors. In 1989 he became Houston's fourth 20-game winner when he posted a 20-10 record. His number, 33, was officially retired on Oct. 3, 1992.



34 • NOLAN RYAN

1960-88

BORN: 1/31/47 IN REFUGIO, TX


R: R T: R

The all-time strikeout king and 1999 inductee to the Baseball Hall of Fame played nine seasons for the Astros after signing as a free agent on Nov. 19, 1979. Astros fans did not have to wait long to get a glimpse of Ryan magic. In his first game as an Astro, he hit a three-run homer off of Don Sutton as the Astros lost to the Dodgers 6-5 in 17 innings. He helped the Astros to their first National League West Division title in 1980. He tossed his fifth career no-hitter on Sept. 26, 1981 against Los Angeles and posted one of the best post-World War II ERAs (1.69) in helping Houston to the second half title.

On April 27, 1983, he surpassed Walter Johnson as baseball's all-time strikeout king when he fanned Montreal's Brad Mills. He led the league with a 2.76 ERA in 1987 despite an 8-16 record. He led the league in strikeouts in 1987 (270) and 1988 (228). Ryan made two All-Star appearances while wearing a Houston uniform (1981, 1985) and was the owner of 53 Major League pitching records upon his retirement. His number, 34, was retired on Sept. 29, 1996.



RETIRED ASTROS NUMBERS



49 • LARRY DIERKER


1964-77

BORN: 9/22/46 IN HOLLYWOOD, CA

B: R: T: R

On May 19, 2002, the Astros retired the number 49 of franchise icon Larry Dierker. In 38 years of service to the organization, Dierker served as a player, front-office member, broadcaster, and manager. In 13 seasons on the mound with Houston, he won 137 games, second only to Joe Niekro in team history. He owns the franchise records for innings pitched, starts, complete games, and shutouts. A two-time All Star, Dierker pitched the fifth no hitter in franchise history on July 9, 1976. After one season in the front office and 18 as a broadcaster, Dierker became only the sixth manager in Major

League history to win a division crown in his first season. In five seasons as the club's skipper from 1997-2001, he won four division titles, and the 1998 team won a franchise-record 102 games, allowing Dierker to earn NL Manager of the Year honors.



24 • JIMMY WYNN

1963-73

BORN: 3/12/46 IN HAMILTON, OH

B: R: T: R

Jimmy Wynn spent the first 11 years of his 15-year Major League career with the Houston franchise, the first two as a member of the Colt .45's. Despite his small frame (5'9"), Wynn boasted enormous power and a strong throwing arm, earning him the nickname "The Toy Cannon." He ranks among the Top 10 in almost every significant Astros career hitting category and led the franchise in hits (1,291), home runs (223), and RBI (719) when he left the club after the 1973 season. In 1967, the slugging center fielder finished second in the National League in home runs (37) while posting 107 RBI. He

also became the first Astro to hit three home runs in a game. As a member of the 1974 Dodgers, Wynn smashed 32 home runs with 108 RBI, finishing in fifth place for the National League Most Valuable Player Award. Wynn remains an active member of the Houston community and works closely with the Astros Community Development Department and charities. His number, 24, was officially retired on June 25, 2005.



5 • JEFF BAGWELL


1991-2005

BORN: 5/27/68 IN BOSTON, MA

B: R: T: R

On August 26, 2007, the Astros retired the No. 5 worn by first baseman Jeff Bagwell during his 15-year career with the team. Bagwell is the franchise's career leader in home runs with 449 and in RBI with 1,529, and he is the only Astro to win the National League Most Valuable Player Award, having done so in 1994 after hitting 368 with 39 home runs and 116 RBI. Bagwell is also the only player in franchise history to win the NL Rookie of the Year award, capturing the honor in 1991. One of the most respected players and leaders in recent Major League memory, Bagwell's mark on the Astros

franchise is indelible, from his play on the field to his impact on the younger Astros in the clubhouse. He also earned NL Silver Slugger Awards three times (1994, 1997, 1999) and one Rawlings Gold Glove Award (1994), and the four-time All-Star is the only Astro with six consecutive 100-RBI seasons. Bagwell was the Astros Opening Day first baseman for 15 consecutive seasons, and his 2,314 hits rank second in franchise history. He remains a member of the Astros organization as a special assistant to the general manager.



7 • CRAIG BIGGIO

1988-2007


BORN: 12/14/65 IN SMITHTOWN, NY

B: R: T: R

On August 17, 2008, the Astros retired the No. 7 worn by second baseman Craig Biggio during his 20-year career with the team. Biggio is the franchise's career leader in runs scored (1,844) and hits (3,060) and is the only player to reach the 3,000-hit plateau while wearing an Astros uniform. At the time of his retirement, he ranked 20th in Major League history in that category and is one of only nine players to reach the milestone while playing his entire career with the same team. Biggio also leads the franchise in doubles with 668. In 1998, Biggio joined Hall of Famer Tris Speaker as the only players in the

20th century to collect 50-or-more doubles and 50-or-more stolen bases in the same season. He followed his 1998 campaign by hitting 56 doubles in 1999, becoming just the sixth player in MLB history to have back-to-back 50-double seasons. Biggio has played more games (2,850) than any other player in franchise history and has been hit by more pitches (285) than any player in modern history (since 1900). A seven-time All-Star, Biggio received five Silver Slugger Awards and four Gold Gloves. He is the only player in Major League history to make the All-Star team at both catcher and second base. Biggio played in a franchise record 20 seasons with the club, including 19 consecutive Opening Day starts (1989-2007).

HISTORY & RECORDS



42 • JACKIE ROBINSON

On April 15, 1947, Jackie Robinson debuted at first base for the Brooklyn Dodgers, becoming the first African American in the 20th century to appear in a Major League Baseball uniform. He broke the color barrier, and quickly became one of the league's stars and a symbol of hope to millions of Americans. Known for his daring baserunning, Robinson stole home 19 times, and helped the Dodgers win the pennant in six of his 10 seasons. In 1949, he was named the National League MVP after batting .342 with 37 steals and 124 runs. And, in 1962, he became the first black player elected to the National Baseball Hall of Fame. To mark the 50th anniversary of his historic achievement, Major League Baseball dedicated the 1997 season to Robinson and retired his number, 42, throughout the league. Robinson died October 24, 1972, at the age of 53.

HOUSTON MAJOR LEAGUE HISTORY

1962 The Houston Colt .45s play their first Major League game on April 10, defeating the Chicago Cubs 11-2.

1963 Bob Bruce one-hits the Cincinnati Reds on April 26...Don Nottebart no-hits the Phillies on May 7.

1964 Ken Johnson becomes the first Major Leaguer to lose a nine-inning no-hitter on April 23 with a 1-0 loss to the Cincinnati Reds.

1965 The Houston Colt .45s become the Houston Astros and inaugurate indoor baseball with a 2-1 exhibition win over the New York Yankees on April 9 in the Astrodome...rookie Joe Morgan sets club marks for at-bats, runs, hits and triples.

1966 Mike Cuellar sets a club mark with a 2.22 ERA...home attendance mark which stood for 22 years, was set on June 22 as 50,908 watch Sandy Koufax and the Dodgers down Houston 5-2.

1967 Don Wilson fires a no-hitter vs. the Atlanta Braves, 2-0 on June 18, striking out Hank Aaron for final out...Jimmy Wynn sets club records with 37 home runs and 107 RBI.

1968 Don Wilson strikes out 18 Cincinnati Reds in 6-1 win on July 14. four Houston hurlers win 10-or-more games: Don Wilson (13), Larry Dierker (12) Dave Giusti (11) and Denny Lemaster (10). the Astros down the Mets 1-0 in 24 innings on April 15.

1969 Cincinnati's Jim Maloney no-hits the Astros on April 30 and the next night, May 1, Don Wilson returns the favor by no-hitting the Reds 4-0. Larry Dierker becomes Houston's first 20-game winner...the club records its first .500 season (.81-.81).

1970 Fred Gladding appears in 63 games, setting a club mark. three Astros hit over .300 (Cesar Cedeno, .310; Jesus Alou, .306; Denis Menke, .304).

1971 Cesar Cedeno leads the league with 40 doubles and Roger Metzger and Joe Morgan share the league lead with 11 triples each...during the 1971 winter meetings, Houston acquires Lee May, Tommy Helms and Jimmy Stewart from the Reds for Joe Morgan, Jack Billingham, Denis Menke, Cesar Geronimo and Ed Armbrister.

1972 Astros finish in second place with their best record ever (84-69)...Jerry Reuss and Larry Dierker hurl back-to-back one-hitters on June 18 against Philadelphia and June 19 vs. New York, respectively...Cesar Cedeno hits for the cycle on August 2 vs. the Reds.


1973 Cesar Cedeno becomes the first player in history to steal 50 bases and hit 20 home runs in successive seasons...Roger Metzger leads the league with 14 triples...Lee May hits safely in a club record 21 straight games.

1974 Rookie Greg Gross leads the club with a .314 average, and sets club mark with 185 hits...Ken Forsch appears in a then-club record 70 games...Cliff Johnson has five pinch-hit home runs.





- 1975** Bob Watson leads the Astros with a .324 average, 157 hits and 85 RBI. Dierker leads the staff with 14 wins
- 1976** J.R. Richard becomes Houston's second 20-game winner...Cesar Cedeno sets a club mark with 58 stolen bases and earns his fifth-straight Gold Glove.
- 1977** Three Astros steal 40 bases (Cesar Cedeno, 61; Jose Cruz, 44; Enos Cabell, 42). Watson sets a new club record with 110 RBI
- 1978** J.R. Richard strikes out 303 to become the first National League righthander to strike out 300 batters in a season. Enos Cabell sets club marks for at-bats (660), games (162) and hits (195).
- 1979** Houston finishes in second place, just a game-and-a-half behind the Reds...J.R. Richard improves upon his 1978 strikeout total by fanning 313...Joe Niekro sets a club mark with 21 wins...Ken Forsch no-hits the Braves on April 7...Bill Virdon is named Manager of the Year.
- 1980** Houston claims its first title as the Astros win the NL West with a 93-70 record, defeating Los Angeles in a one-game playoff...Niekro wins 20 games again... Joe Morgan returns to Houston to add leadership in the pennant drive.
- 1981** Houston gets off to a slow start, but takes advantage of the split season created by the player's strike to win the "second season" with a 33-20 mark, earning a spot in the playoffs...Nolan Ryan hurls his Major League record fifth no-hitter, blanking the Dodgers on September 26...Ryan also leads the league with a 1.69 ERA...Art Howe establishes a club record with a 23-game hitting streak.
- 1982** Ray Knight, an offseason acquisition from Cincinnati for Cesar Cedeno, remains among the league leaders in hitting for most of the season, finishing with a .294 mark...Bob Lillis takes over as interim manager on August 10 and the Astros finish 28-23 under Lillis.
- 1983** After struggling to an 0-9 start, the Astros rebound with one of their finest seasons...Houston finishes at 85-77, the third-highest win total in club history...Jose Cruz battles for NL batting title to the last day and finishes third... Nolan Ryan surpasses Walter Johnson's all-time strikeout mark.
- 1984** The Astros bounce back from another slow start, finishing second in the NL West...1983 All-Star Dickie Thon is lost for the season in the fifth game after being hit in the head by a pitch from the Mets' Mike Torrez...Cruz repeats as the club MVP by posting a .312 average and a career-high 95 RBI
- 1985** The Astros celebrate the Astrodome's 20th Anniversary with a 2-1 opening day victory over the Dodgers in front of 42,876 fans... Joe Niekro becomes Houston's all-time winningest pitcher with his 5-0 shutout of San Francisco on June 9...Nolan Ryan becomes first player to record 4,000 strikeouts in a career when he fans Danny Heep on July 11 at the Astrodome...Jose Cruz reaches the 2,000 hit plateau on Sept. 15.
- 1986** A Silver Anniversary season turns golden as the Astros win their second NL West title...Rookie skipper Hal Lanier guides the team to a club-record 96 regular season wins...Lanier earns Manager of the Year notice from four different press associations after the season...right-hander Mike Scott becomes Houston's first ever Cy Young Award winner, leading the league in ERA (2.22) and strikeouts (306), and winning 18 games for the second straight year
- 1987** Houston finishes the season with the third-highest attendance total in baseball (1,909,902)...Nolan Ryan leads the Majors in strikeouts with 270 and ties for the lead in ERA with a 2.76 mark. Mike Scott is named the NL starter for the All-Star game and throws two scoreless innings
- 1988** Houston wins its 2,000th game 6-3 over San Diego on opening night...Mike Scott comes within one out of his second career no-hitter on June 12 vs. Atlanta...Bob Knepper tosses a one-hitter on September 21 vs. the Braves.





HISTORY & RECORDS

- 1989** Mike Scott becomes the fourth Houston pitcher to win 20 games and wins his second Astros MVP award...the Astros win 10 straight on the road from May 7-31 to set a club record...their 10-game winning streak from May 26 to June 4 tied another club mark...Glenn Davis hits a career-high 34 homers.
- 1990** Danny Darwin had a league-leading 2.21 ERA, becoming the third Houston pitcher in five years to lead the NL in ERA... Franklin Stubbs sets club mark for left-handers with 23 home runs... Houston ties a league record by playing in 27 extra-inning games...on May 17, Eric Anthony becomes the first Astro to hit an upper deck home run since 1970.
- 1991** Jeff Bagwell becomes the Astros first BBWAA Rookie of the Year after hitting .294 with 15 homers and club rookie record of 82 RBI...Craig Biggio leads the club in hitting for the second straight year (.295) and joins Pete Harnisch on the NL All-Star team.
- 1992** Despite a grueling 26-day road trip made necessary when the Astrodome played host to the Republican National Convention, the Astros rallied in the second half to post the club's first non-losing season since 1989...Craig Biggio became the first player ever to make the All-Star team at both catcher (1991) and second base (1992)...Doug Jones was also named to the All-Star team and set the club single-season record with 36 saves.
- 1993** The club established several franchise offensive records including batting average (.267), homers (138) and doubles (288)...paced by Craig Biggio's career-high 21 round-trippers, seven Houston players totaled double figures in homers for the first time in club history...Mark Portugal set a club record by winning his final 12 decisions...Darryl Kile posted a nine-game win streak and tosses the ninth no-hitter in Astros history on September 8 against New York
- 1994** Jeff Bagwell became the first Houston player ever to win the NL Most Valuable Player award... Bagwell was a unanimous selection for only the third time in league history after batting .368 and setting club records with 73 extra base hits, 39 homers and 116 RBI...Bagwell earns All-Star honors along with Craig Biggio, Ken Caminiti, Doug Drabek and rookie John Hudek...Rookie skipper Terry Collins guided the club to a 66-49 mark, one-half game behind Cincinnati, before a players' strike ended the season on August 12.
- 1995** The Astros took the chase for the NL's first ever Wild Card playoff berth to the final day of the season before finishing one game behind Colorado... Craig Biggio was voted the NL's starting second baseman in the All-Star Game and slugged a solo homer...he later was voted team MVP and wins a second consecutive Rawlings Gold Glove Award
- 1996** A two-and-a-half game lead at the end of August slipped away and denied Houston a shot at the NL Central title...the Astros suffered through an 8-17 September, which included a nine-game losing streak, to fall out of the playoff chase...Jeff Bagwell slugged 31 homers and set single season records with 48 doubles and 120 RBI...Derek Bell knocked in 113 runs, marking the first time ever the club had two 100-plus RBI players in the same season... Craig Biggio collected his third consecutive Rawlings Gold Glove Award...Shane Reynolds won 16 games, while he and Darryl Kile each topped the 200-mark in strikeouts.
- 1997** The Astros captured their first-ever NL Central title and their first division title in 11 years...Jeff Bagwell banged 43 homers and swiped 31 bases to become Houston's first "30-30" man... Bagwell set new single-season club records in homers (43), RBI (135), total bases (335) and extra-base hits (85)... Craig Biggio became the first player in Major League history to have not grounded into a double play in a 162-game season... fans select Bagwell and Biggio to play in the 1997 All-Star Game, marking the first time that two Astros position players were selected to start in the Mid-Summer classic... Darryl Kile won a team-high 19 games and was also selected to the All-Star Team...Larry Dierker became one of only six skippers in Major League history who won a division title in his first year as manager.
- 1998** The Astros won their second consecutive NL Central title en route to a franchise-best 102-win season...the club drew a record 2.45 million fans and drew ten crowds of 50,000 or more...Larry Dierker was voted NL Manager of the Year by the BBWAA and *Baseball America*...General Manager Gerry Hunsicker was voted *The Sporting News* Executive of the Year... Craig Biggio joined Tris Speaker as the only two players in the century who have hit 50 doubles and stolen 50 bases in the same season...Biggio and Moises Alou were selected to represent the Astros in the 1998 All-Star Game in Denver...Biggio broke Cesar Cedeno's record for the most runs scored by an Astro...he and Alou each received Silver Slugger Awards for their offensive contributions and both finished in the top five in NL MVP voting...five Astros starting pitchers, including Randy Johnson who was acquired just minutes before the July 31 non-warmer trading deadline, finished the season with double figures in wins.
- 1999** The Astros bid adieu to the Astrodome in dramatic fashion, clinching their third straight NL Central title on the final day of the regular season before a sold out crowd...standing-room only crowds were commonplace during the last year of baseball in the Dome as a record 2.7 million fans flocked to the Eighth Wonder of the World...despite an injury-riddled year that landed 14 players on the DL and sidelined three members of the coaching staff for significant periods of time, Houston won 97 games, only five victories fewer than its record-setting 102-win season of 1998...the pitching staff produced two 20-game winners for the first





time in club history in Mike Hampton (22-4) and Jose Lima (21-10)...Hampton and Jeff Bagwell were recognized as the best offensive players at their respective positions as each was a recipient of the Silver Slugger Award...four Astros were selected to represent the National League in the 70th annual All-Star Game (Bagwell, Hampton, Lima, Billy Wagner)...Wagner was the recipient of the 1999 Rolands Relief Man Award.

2000 History was made as the doors of sparkling-new Minute Maid Park opened for the first time on March 30 before an exhibition game with the New York Yankees...a record 3,056,139 fans passed through the turnstiles during the Astros inaugural season at their new ballpark...Houston finished the season at 72-90 to mark the club's first sub-.500 season since 1991...Jeff Bagwell set single-season franchise records with 47 homers and 152 runs scored... Bagwell ended the 2000 season having logged 310 career homers and became only the 87th Major Leaguer to reach the 300-homer plateau...the Astros set franchise records with 249 homers, 900 RBI and 938 runs scored...Tony Eusebio set a franchise record with a 24-game hitting streak that lasted nearly two months...Shane Reynolds was named to the All-Star team, marking his first career selection to the Mid-Summer Classic.

2001 The 2001 season went right down to the wire as the Astros clinched their fourth division title in five years with a 9-2 win over the Cardinals on October 7 in St. Louis...play stopped throughout the sports world following the tragic terrorist attacks on September 11, the regular season was extended a week...Craig Biggio became the first player in franchise history to log 2,000 hits...after toiling around the 500 mark with a 33-33 record on June 17, the Astros went on to finish the year at a 59-36 (.621) clip to edge the Cardinals for the division title...Major League Baseball announced that the Astros were awarded the 2004 All-Star Game...Moses Alou, Billy Wagner and Lance Berkman represented the Astros at the 72nd Mid-Summer Classic...Jeff Bagwell became the sixth player in MLB history to have 30 homers, 100 RBI and 100 runs scored in six consecutive seasons... after being swept by Atlanta in the NLDS, manager Larry Dierker resigned and was replaced by former Red Sox skipper Jimmy Williams...at the end of the season, utility infielder Bill Spiers announced his retirement...the Astros were named Organization of the Year by SportsTicker, Topps, *Baseball America* and *Baseball Weekly*...Brad Ausmus received a Gold Glove award for defensive excellence at his position.

By Houston standards, the 2002 season was a disappointment after the Astros finished with an 84-78 record, good for only second place in the NL Central behind the St. Louis Cardinals. Despite staying in the division race until the final two weeks of the season, the Astros wound up 13 games behind the Cardinals. However, the 2002 season was anything but forgettable for the Astros. The Wade Miller-Roy Oswalt combination went 34-13 on the year while stringing together 12- and one-game winning streaks, respectively...Astros hurlers threw 10 shutouts at home to contribute to a 47-34 record at home...on April 8th, Craig Biggio hit for the cycle in Colorado, becoming only the fifth player in franchise history to accomplish the feat...in May, the Astros retired Larry Dierker's No. 49 in a pregame ceremony...Lance Berkman represented the Astros at the 2002 All-Star game...Houston's downtown ballpark was re-christened Minute Maid Park when the Astros announced an agreement with the local beverage giant for naming rights on June 5...Berkman finished third in MVP voting and led the NL in RBI...Brad Ausmus won his second consecutive Gold Glove Award.

2003 The Astros were favorites to win the NL Central title to start the season behind young aces Wade Miller and Roy Oswalt and new acquisition Jeff Kent. But, injuries intervened and Houston ended the season in second place, one game behind the division champ Chicago Cubs...Craig Biggio made his second career position move and served as the club's primary center fielder...on June 11 at Yankee Stadium, six Astros pitchers combined to no-hit the Yankees for the 8-0 win: Roy Oswalt, Pete Munro, Kirk Saarloos, Brad Lidge, Octavio Dotel and Billy Wagner. It was the first time in ML history that a team used five or more pitchers in throwing a no-hitter...Biggio recorded his club-record 500th double on July 10...Wagner recorded a career-high and franchise-record 44 saves on the season and represented the team at the All-Star game...Jerome Robertson set the franchise record for a rookie with 15 wins, leading all ML rookies...Richard Hidalgo was named Team MVP and led the Majors with 22 outfield assists.

2004 It was going to be a big year in Houston - Minute Maid Park would play host to the 2004 All-Star Game. But no one knew exactly how big it would get when the calendar year began. It started with the signing of Roger Clemens on Jan. 12, and didn't end until Game 7 of the National League Championship series on Oct. 21...Clemens came out of retirement and returned to his hometown to pitch - he won his first nine decisions, and on May 5, he claimed the No. 2 slot on the all-time strikeout list with his 4,137th career strikeout...on May 8, Craig Biggio collected his 2,500th career hit...the Astros acquired outfielder Carlos Beltran on June 24, who finished with a combined 38 home runs and 42 stolen bases between Houston and Kansas City...four Astros were named All-Stars: Clemens, Beltran, Lance Berkman, and Jeff Kent...on July 14, Phil Garner replaced Jimmy Williams as manager...Roy Oswalt led the NL in wins with his first 20-game season, and Clemens tied for second with 18 wins...Houston claimed the NL Wild Card after a 36-10 run in its last 46 games of the season...the Astros won their first postseason series, defeating the Atlanta Braves in Game 5 of the NLDS...the NLCS was pushed to Game 7 before St. Louis defeated Houston...Clemens claimed his unprecedented seventh Cy Young Award.



2005 The Astros advanced to the World Series for the first time in franchise history after defeating the St. Louis Cardinals 4-2 in a rematch of the 2004 NLCS... the Chicago White Sox went on to sweep the Astros in four games to claim their first World Series since 1917... the Astros hosted the first World Series game in the state of Texas, and Game 3 on Oct. 25 turned into the longest in World Series history as the White Sox won in 14 innings, 7-5... Houston won the NL Wild Card for the second season in a row, finishing in second place in the NL Central Division with a record of 89-73... the Astros won the longest game in postseason history, defeating Atlanta in the NLDS, 7-6, in 18 innings after a Chris Burke solo home run in the bottom of the 18th, while Roger Clemens tossed 3 0 scoreless innings of relief... the club started the season with a 2-21 record on the road, and overcame a 15-30 record on May 24 to become the first team since the 1914 Boston Braves to make the postseason after falling to 15 games under .500... On June 29, Craig Biggio was hit by a pitch for the 268th time of his career, setting the modern Major League record... Roger Clemens returned to the Astros for a second year and finished 13-8 with a career-best 1.89 ERA... Roy Oswalt posted his second consecutive 20-win season, finishing 20-12 with a 2.94 ERA... Andy Pettitte won 17 games and recorded a career-low 2.39 ERA... for the second season in a row, four Astros were named to the All-Star squad: Clemens, Oswalt, Brad Lidge and Morgan Ensberg... Ensberg set career-highs in home runs and RBI, and took home the National League Silver Slugger Award at third base... Willy Taveras made the jump from Double A to the Majors and led all NL Rookies in hits, runs and stolen bases... Taveras also led the Majors with 70 infield hits and 29 bunt singles.

2006 In a thrilling finish to the season, the Astros spent the final two weeks chasing first place St. Louis by winning 10 of the last 12 games... the club finished 82-80, in second place, 15 games behind the World Champions, giving Houston its sixth consecutive winning season... trailing the Cardinals by 8 1/2 games on Sept. 20, the Astros picked up eight games in eight days and moved to within a half-game of first place with three to play... but Houston would lose two out of three in Atlanta and missed the playoffs for the first time since 2003... the end of the season was similar to the club's hot start in April... the Astros won 19 of the first 28 games, which represents the best start in franchise history... Lance Berkman made his fourth All-Star appearance and set the single-season franchise record with 136 RBI... Roger Clemens returned for a third season on June 22 and finished 7-6 with a 2.30 ERA... Willy Taveras logged a 30-game hitting streak from July 27-Aug. 27, eclipsing Jeff Kent's franchise-best 25-game hitting streak in 2004... Roy Oswalt won the ERA crown with a 2.98 mark, while winning 15 games... he was the runner-up in the NL Cy Young Award voting... Adam Everett recorded the fourth-best fielding percentage by a shortstop in Major League history, holding down a .990 mark at the position... the Astros finished .500 or better for the 14th time in 15 years and their second-place finish marked 12th time in 13 years that the club has claimed first or second place in the NL Central.

2007 The Astros finished 73-89, the club's lowest winning percentage since 2000 (.451), in 4th place in the NL Central and 12.0 games behind the division-winning Chicago Cubs... the record ended Houston's streak of seven consecutive winning seasons... the club did finish strong, winning five of the last six, eight of 11 and 10 of 15... the Astros drew 3,000,000 fans to Minute Maid Park for the fourth time in franchise history... OF Carlos Lee was named team MVP after driving in a career-best 119 runs, while Lee and teammate Lance Berkman marked the fifth season in which Houston had 30-homer teammates (Berkman 34, Lee 32)... Roy Oswalt finished 14-7 with a 3.18 ERA in 33 games (32 starts), and Hunter Pence became the first rookie in Major League history to lead a league in hitting at the All-Star Break (.342)... Pence set Houston franchise rookie records in doubles, extra-base hits, hitting, and slugging... on June 28, franchise icon Craig Biggio reached the 3,000,000-hit plateau, all collected in an Astros uniform... on August 27, Ed Wade and Cecil Cooper were named to replace General Manager Tim Lincecum and manager Phil Garner, respectively... on Sept. 20, rookie catcher J.R. Towles set a franchise record with eight RBI in a game at Busch Stadium against the Cardinals.



2008 The club finished 86-75, in third place in the NL Central and 11.0 games behind division-champion Chicago... Houston finished 3.5 games behind Milwaukee in the NL Wild Card race and was not eliminated from playoff contention until the season's 159th game... the club's 42-24 second-half record led National League teams and was the second best in the Majors (Angels, 43-24)... the Astros won a season-best 21 games in August and enjoyed season-high winning streaks of eight games, twice (8/7-14, 8/27-9/3)... Jose Valverde led the National League with 44 saves and tied Billy Wagner's franchise single-season saves record, previously set in 2003... Roy Oswalt went 17-10 and set the franchise record for consecutive scoreless innings pitched (32 1/3)... Oswalt won 10 of his last 12 starts and finished the season with a career winning percentage of .770 (67-20), second best in MLB history (min. 50 wins)... Houston pitchers compiled 13 shutouts, leading National League staffs... LaTroy Hawkins compiled a 0.43 ERA (21 OIP) after being acquired from the Yankees on July 30... in May, Lance Berkman won the NL Player of the Month Award after enjoying a 50-at-bat span in which he hit 6/20 (31x50)... Berkman led the league with a .345 average with runners in scoring position and tied for the league lead with 46 doubles, while finishing fifth in the NL MVP race... the Astros committed 67 errors, the fewest errors for any team in National League history... shortstop Miguel Tejada anchored the infield defense and committed a career-low 11 errors.




Colt Stadium served as the home to Houston's first Major League Baseball franchise: the Colt .45s. The outdoor, single-deck facility was constructed as a temporary home until a domed stadium would be completed. It was in operation for three seasons, from 1962-1964, and was witness to two no-hitters, both by the Colts: Don Nottebart in 1962 and Ken Johnson in 1963. High heat and humidity moved many games to late afternoon starts and pushed the National League to lift its ban on Sunday night games. It was located in what is now the Astrodome's north parking lot.

COLT STADIUM

First Game: April 10, 1962
Last Game: September 27, 1964
Capacity: 32,601 (1962); 33,010 (1964)
Dimensions: Foul lines: 360 ft; power a leys: 395 ft; center field, 420 ft; deepest corners in center field, just left and right of straightaway center: 427 ft; backstop: 60 ft.
Fences: Left & right field: 8 ft; center field screen: 30 ft.
Surface: Grass
Cost: \$2 million
Location: South Houston, in what is now the Astrodome parking lot (north lot).

Current status: The stadium was dismantled in the 1970s and moved to Torreon, Mexico, where it was reassembled and became home to a Mexican League baseball team.



By the time the Astrodome opened on April 9, 1965, for an exhibition game between the Houston Astros and New York Yankees, it was already heralded as the "Eighth Wonder of the World." The largest structure of its kind and the world's first multi-purpose domed stadium, the Astrodome came to symbolize the futuristic home of professional sports in America. In honor of Houston's significance to the country's space program, it was appropriately named the Astrodome, and to maintain the theme, the Colt .45s were proudly renamed the Astros. AstroTurf was developed and installed to start the 1966 campaign after natural grass was unsuccessful. It served as the Astros home for 35 seasons.

ASTRODOME

First Game: April 12, 1965
Last Game: October 9, 1999
Capacity: 42,217 (1965); 54,816 (1990)
Dimensions: Foul lines: 325 ft; power alleys: 375 ft; center field, 400 ft; backstop: 52 ft; apex of dome: 208 ft.
Fences: Left & right field: 10 ft; center field: 10 ft.
Surface: Grass (1965); AstroTurf (1966-1999)
Cost: \$35 million (1965), \$60 million (1989 expansion)
Location: South Houston

Current status: Serves as home to various sporting and entertainment events.

HISTORY & RECORDS

2005 HOUSTON ASTROS MAKE FIRST TRIP TO WORLD SERIES



The 2005 season was a magical and historic season for the Houston Astros, as the team won its first National League Championship and advanced to the World Series for the first time.

For the second consecutive season, the Astros clinched the National League Wild Card berth on the final day of the regular season. Brad Lidge recorded his 42nd save of the year on October 2 at Minute Maid Park as Houston beat the Cubs 6-4 to end the season and clinch a playoff spot.

The historic season had an inauspicious beginning, however, as the Astros began the 2005 campaign with a 15-30 record through their first 45 games. On May 25, the club's reversal of fortune began as Houston and Brandon Backe defeated the

Chicago Cubs and Greg Maddux at Wrigley Field 5-1, beginning a 44-18 run that was the best in the Majors and carried the Astros back into the pennant race. The run included a franchise-record-tying 22 wins in July (22-7, .759).

In the 2004 postseason, the Houston franchise won its first playoff series in history by defeating the Atlanta Braves in five games in the Division Series. The club then fell to St. Louis in seven games in the NLCS. The 2005 playoffs were a different story, as the Astros would reach heights the franchise had not previously attained.


The 2005 NL Division Series would put the Astros in a rematch of the 2004 clash with Atlanta. A familiar foe in the postseason, the Braves would be Houston's opponent in the first round for the fifth time in Houston's last six playoff appearances since 1997. The series would have a historic ending, and it would be in Houston's favor.

The Astros took a 1-0 series lead with a 10-5 win at Turner Field, thanks to the 14th career playoff win from Andy Pettitte, a five-run eighth inning, and five RBI from Morgan Ensberg. The 10 runs overshadowed a strong "small ball" performance by Houston, as the club became the ninth team and the first since 1974 to record four sacrifice bunts in one game. The Braves would tie the series after a 7-1 win in Game 2, as John Smoltz turned in a strong performance while facing Astros starter Roger Clemens.

The series journeyed to Minute Maid Park, where the Astros carried a 3-2 lead into the seventh inning of Game 3. Six consecutive Houston hitters reached base against the Atlanta bullpen in the seventh, with four scoring to give the Astros a comfortable lead they would never relinquish. Roy Oswalt earned the win in Houston's 7-3 victory, scattering six hits and three runs over 7 1/3 innings. Houston needed one more win to advance to the LCS for the second consecutive season. What happened next would be one of the most memorable and unique games in postseason history.

By the time the eighth inning rolled around, many in the stands and both dugouts were looking ahead to a trip to Atlanta for another Game 5—the exact scenario that transpired one year before. Atlanta had a seemingly insurmountable 6-1 lead, but what no one knew is that this contest had another three hours left, thanks to Lance Berkman, Brad Ausmus, and some tremendous bullpen work by both clubs.

The longest postseason game in Major League history turned in the bottom of the eighth, when with a 2-1 count and the bases loaded, Atlanta closer Kyle Farnsworth decided to challenge Berkman. The tall right-hander likely had a different result in mind, as Berkman drove the fastball to left field and into the Crawford Boxes for the first postseason grand slam hit by an Astro in franchise history.





It still appeared that Atlanta would win the game, as the Braves clung to a 6-5 lead heading into the ninth. Jason Lane grounded out to third and Jose Vizcaino struck out for two quick outs. One could have easily surmised in two hours, the Astros would be on a flight to Atlanta.

Actually, everyone would still be in the ballpark, thanks to Ausmus.

Ausmus launched a 2-0 Farnsworth pitch to left-center field, and the ball hit the façade above the yellow line, narrowly escaping center fielder Jones's outstretched glove for a solo home run that tied the score at 6-6. The game that was one out away from ending had changed on one swing of the bat.

After a 10th-inning rally fell short, Houston would not have another hit until the game-winner in the 18th. And around the 15th, after a tremendous three-inning effort by Dan Wheeler and the score still deadlocked at 6-6 after 15 innings, a certain right-wheeler began warming in the Astros bullpen.

It would have been plausible to suggest that there was nothing left for Roger Clemens to accomplish in his career at that point. After throwing 92 pitches in the Game 2 loss three days earlier, the 43-year-old Clemens not only appeared in relief but made the first pinch-hit appearance of his career in the 15th for Wheeler. He advanced Biggio on a sacrifice bunt before the next two hitters were retired. It was Clemens' first relief appearance since as a rookie with Boston on July 18, 1984, and the Rocket would pitch three scoreless innings, throwing a fastball clocked in the mid-90's and showing no effects from the Game 2 loss (and 92 pitch outing) just three days earlier.

Facing Joey Devine, who was the closer for North Carolina State University just four months earlier, Chris Burke deposited a 2-0 fastball into the Crawford Boxes, giving Houston a 7-6 win and ending the longest game in playoff history at five hours, 50 minutes.

In addition to sending the Minute Maid Park crowd into a frenzy and the Astros to the NLCS for the second consecutive season, Burke became the sixth player in postseason history and the first rookie to end a playoff series with a walk-off home run, according to the Elias Sports Bureau.

The previous longest playoff game had also been held in Houston, the classic 1986 Game 6 at the Astrodome when the Astros fell to the eventual World Champion New York Mets, 7-6 in 16 innings. The "Greatest Game Ever Played," according to one book penned about that game, had been eclipsed in terms of innings. And perhaps in terms of greatness as well.

The abundance of remarkable statistics surrounding this game are too numerous to mention. However, to list a few (many of these are courtesy of Elias):

- The Astros used 23 players, a Division Series record.
- The 5:50 time of game eclipsed the 2004 ALCS Game 4 record by one minute (5:49).
- The 42 combined players were the most used in a DS game and the 14 total pitchers tied the previous standard.
- Houston went hitless from Berkman's double in the 10th until Burke's game-ending homer in the 18th.
- The same fan, Sean Dean of Porter, Texas, caught both Berkman's grand slam in the eighth AND Burke's walkoff.
- It was the first game in playoff history with two grand slams (LaRoche and Berkman).
- As Jim Moiony from MLB.COM wrote, the matchup between Franco and Clemens featured "90 years on this earth and 42 years of Major League experience."
- The Braves went 1-for-18 with runners in scoring position, leaving a Division Series record 18 runners on base.
- The Astros became the third team and the first since the 1993 Blue Jays to win a playoff game after trailing by five runs or more entering the eighth.
- Ausmus' home run in the ninth made him the fifth player in postseason history to tie a game with a home run with two outs in the bottom of the ninth inning.
- 553 pitches were thrown.
- Clemens became the pitcher with the second most regular-season wins (341) before recording his first relief postseason victory, trailing only Walter Johnson (377), who accomplished the feat in 1914 in the lone Washington Senators' World Series win in franchise history.



The Astros were on to St. Louis, where Chris Carpenter outdueled Pettitte in Game 1 for a 5-3 St. Louis win. Houston evened the series behind seven dominant innings from Roy Oswalt in Game 2, taking a 4-1 victory. With the series moving back to Minute Maid Park, Mike Lamb was the hero with a home run and a double in a 4-3 win. Clemens tossed six strong innings and Lidge recorded his second save of the LCS.

The Houston bullpen was the difference in a 2-1, Game 4 win, as after 5.2 innings from Brandon Backe, four Astros relievers combined to pitched 3.1 scoreless innings, culminating with another Lidge save. Jason Lane homered in the fourth and Ensberg hit a sacrifice fly in the seventh for the only two runs Houston would need.

A three-run homer by Berkman in the bottom of the fifth in Game 5 gave the Astros a 4-2 lead. However, St. Louis would delay Houston's World Series dreams another couple of days, as Albert Pujols hit a three-run home run against Lidge to give the Redbirds a 5-4 win and send the series back to Busch Stadium.

Two days later, Oswalt hosted a going-away party for the Cardinals home, as the NLCS MVP allowed three hits and one run in seven innings. The Astros were National League Champions for the first time ever, as a 5-1 victory sent a Texas team to the World Series for the first time. Oswalt was 2-0 with a 1.29 ERA in the series, while Craig Biggio led the team with eight hits in the series and Burke paced the club with five runs scored.

The Astros would now appear in their first Fall Classic, traveling to Chicago to face the American League's best, the White Sox. Clemens started for Houston in Game 1 but was forced to leave with a left hamstring strain after allowing four hits and three runs in two innings. Lamb would hit the first home run by an Astro in World Series history, and after three innings, the game was tied at 3-3.

Joe Crede homered in the fourth and Chicago added one more in the eighth against Russ Springer, and the White Sox won Game 1, 5-3. Andy Pettitte pitched six strong innings in Game 2, and Houston owned a 4-2 lead heading into the seventh. Slugger Paul Konerko changed that with a grand slam against Chad Qualls in the seventh, but Jose Vizcaino's pinch-hit single scored Jeff Bagwell and Burke to tie the game at 6-6 in the top of the ninth. However, Scott Podsednik would end Game 2 with a walk-off home run against Lidge, and a 7-6 Chicago win gave them a 2-0 series edge.

Already owning the longest game in postseason, Division Series, and League Championship Series history, the Astros completed the cycle by playing the longest game in World Series history on Tuesday, October 25. The game was also the first Fall Classic contest played in the state of Texas.


The Astros raced to a 4-0 lead after scoring one run in the first and fourth and two in the third inning of Game 3 against Chicago's Jon Garland. The lead evaporated in the fifth, however, as the White Sox scored five runs against Houston starter Oswalt. Lane tied the game against Dustin Hermanson in the eighth. Both offenses then went silent until the 14th inning, when a familiar face placed Houston in a deep hole.

With right-handed rookie Ezequiel Astacio on the mound, former Astro Geoff Blum homered to right field to give Chicago the lead. The White Sox added another in the 14th, and then Game 2 starter Mark Buehrle pitched the bottom frame to save the game and give Chicago a 3-0 series lead.

World Series MVP Jermaine Dye was responsible for the only run production in the series-clinching Game 4, driving in Willie Harris with a ground-ball single to center field in the eighth against Lidge. Brandon Backe had started for the Astros and pitched seven shutout innings to keep the game deadlocked until Dye's hit in the eighth.

The 1-0 victory clinched the White Sox first World Championship since 1959 and ended the Astros World Series hopes in 2005.

But despite falling short in the World Series, the 2005 Houston Astros team reached heights not previously attained, and set a standard of excellence and resilience for future clubs to aspire to.





THE HISTORY OF THE ASTROS UNIFORM

HOUSTON COLT 45'S • 1962-1964



HOME

ROAD

HOUSTON ASTROS • 1965-1970



HOME

ROAD

HOUSTON ASTROS • 1971-1974



HOME

ROAD

HOUSTON ASTROS • 1975-1979




HOME & ROAD

HOUSTON ASTROS • 1980-1986



HOME

ROAD



THE HISTORY OF THE ASTROS UNIFORM

HOUSTON ASTROS • 1967-1988



HOME



ROAD

HOUSTON ASTROS • 1989-1993



HOME



ROAD

HOUSTON ASTROS • 1994-1996



HOME



ROAD



THE HISTORY OF THE ASTROS UNIFORM

HOUSTON ASTROS • 1997-1999



ASTROS

HOME



ROAD

HOUSTON ASTROS • 2000-PRESENT



HOME



ROAD



HOME (SATURDAY)



ALTERNATE

HISTORY & RECORDS

HISTORY & RECORDS

THE LAST TIME IT HAPPENED: INDIVIDUAL BATTING

(For regulation nine-inning games unless noted / * Denotes club record)

AT-BATS

Two At-Bats in an InningHunter Pence, September 11, 2008 vs. Pittsburgh (5th Inn)*
Six At-Bats in a GameMichael Bourn, September 21, 2008 at Pittsburgh
Seven At-Bats in a Game(8 AB-C. Lee, M. Loretta, T. Wigginton), M. Bourn, H. Pence, July 6, 2008 at Atlanta (17 Inn.)
Eight or More At-Bats in a GameC. Lee, M. Loretta, T. Wigginton, July 6, 2008 at Atlanta (17 Inn.)
Ten At-Bats in a GameRon Davis, April 19, 1968 vs. New York (24 Inn.)*
Reach Base Twice in an InningMark Loretta, August 13, 2008 vs. San Francisco (6th Inn.); walk and HBP

RUNS SCORED

Two Runs in an InningJeff Bagwell, April 9, 2004 at Milwaukee (8th Inn.)*
Four Runs in a GameLance Berkman, May 6, 2008 vs. Washington
Five Runs in a GameS. Cody Ransom, September 20, 2007 at St. Louis*

HITS

Two Hits in an InningBrad Ausmus, July 31, 2004 at Cincinnati (9th Inn.)*
Five Hits in a GameHunter Pence, May 27, 2008 at St. Louis
Six Hits in a GameJoe Morgan, July 8, 1965 at Milwaukee (12 Inn.)*
Five Consecutive Hits in a GameHunter Pence, May 27, 2008 at St. Louis
Six Consecutive Hits in a GameJoe Morgan, July 8, 1965 at Milwaukee (12 Inn.)*
Seven Consecutive Hits, One or More Games(8 cons.) Lance Berkman, May 4 (12th Inn.)-May 7 (4th Inn.), 2008*
Eight Consecutive Hits, One or More GamesLance Berkman, May 4 (12th Inn.)-May 7 (4th Inn.), 2008*
Hit Safely in 20 or More Consecutive Games30, Willy Taveras, July 27-August 27, 2006*

SINGLES DOUBLES/TRIPLES

Two Singles in an InningBrad Ausmus, July 31, 2004 at Cincinnati (9th Inn.)*
Five Singles in a GameCraig Biggio, June 28, 2007 vs. Colorado (11 Inn.)*
Two Doubles in an InningCesar Cedeno, April 8, 1973 (GM 1) at Atlanta (6th Inn.)*
Three Doubles in a GameMark Loretta, July 5, 2008 at Atlanta
Four Doubles in a GameJeff Bagwell, June 14, 1996 at San Francisco*
Two Triples in an InningNever Accomplished
Two Triples in a GameBilly Hatcher, June 1, 1989 vs. Los Angeles
Three Triples in a GameCraig Reynolds, May 16, 1981 vs. Chicago*
Triple in Three Consecutive GamesLuke Scott, September 18-20, 2006 vs. Cincinnati

HOME RUNS

Two Home Runs in an InningJeff Bagwell, June 24, 1994 vs. Los Angeles (6th Inn.)*
Two Home Runs in a Game, Each Side of PlateLance Berkman, July 3, 2006 vs. Chicago (NL)
Three Home Runs in a GameCarlos Lee, April 13, 2007 at Philadelphia*
Four Home Runs, Two Consecutive GamesLance Berkman, April 16 (3) and April 17 (1), 2002 at Cincinnati*
Home Run in Four Consecutive GamesLance Berkman, July 29, 2007 vs. San Diego, July 31-August 2 at Atlanta
Home Run in Five Consecutive GamesMorgan Ensberg, April 15-16, 2006 at Arizona, 17-19 vs. Milwaukee, 21 vs. Pittsburgh
Home Run in Six Consecutive GamesMorgan Ensberg, April 15-16, 2006 at Arizona, 17-19 vs. Milwaukee, 21 vs. Pittsburgh
Leadoff Home RunKazuo Matsui, September 23, 2008 vs. Cincinnati (off Edinson Volquez)
Walkoff Home RunDarin Erstad, September 26, 2008 vs. Atlanta (off Julian Tavarez)
Pinch Hit Home RunMark Saccomanno, September 8, 2008 vs. Pittsburgh (5th Inn. off Ian Snell, 1st Career MLB At-Bat)
Inside-the-Park Home RunAdam Everett, August 6, 2003 vs. New York (NL) (5th Inn. off Pedro Feliciano)
Multi-Homer Opening DayJeff Bagwell, April 1, 2003 vs. Colorado (both off Jason Jennings)
HR in First At-bat as an AstroMark Saccomanno, September 8, 2008 vs. Pittsburgh (5th Inn. off Ian Snell, 1st Career MLB At-Bat)
HR in First At-bat as an Astro and 1st Career At batMark Saccomanno, September 8, 2008 vs. Pittsburgh (5th Inn. off Ian Snell)
HR in First At-bat as an Astro and 1st Career Plate AppearanceMark Saccomanno, September 8, 2008 vs. Pittsburgh (5th Inn. off Ian Snell)
Multiple Home Run Season, as a PitcherBrandon Backe (2), May 3, 2008 vs. Milwaukee, August 1, 2008 vs. New York (NL)

GRAND SLAMS

Pinch-Hit Grand SlamMark Loretta, August 1, 2008 vs. New York (NL) (off Aaron Heilman, 8th Inn.)
Two Grand Slams in a GameNever Accomplished
Two Grand Slams in a SeasonMike Lamb, June 17, 2007 vs. Seattle and August 2, 2007 at Atlanta*

EXTRA BASE HITS

Two Extra Base Hits in an InningJeff Bagwell, April 9, 2004 at Milwaukee (6th Inn., one double, one home run)*
Four Extra Base Hits in a GameJeff Bagwell, June 14, 1996 at San Francisco (four doubles)*

RUNS BATTED IN

Four RBI in an InningMiguel Tejada, 9/10 vs. Pittsburgh (6th Inn.)*
Five RBI in a GameLance Berkman, June 10, 2008 vs. Milwaukee
Six RBI in a GameJ.R. Towles, September 20, 2007 at St. Louis (eight RBI)*
Seven RBI in a GameJ.R. Towles, September 20, 2007 at St. Louis (eight RBI)*
Eight RBI in a GameJ.R. Towles, September 20, 2007 at St. Louis*
RBI in 10 Consecutive GamesLance Berkman, June 26-July 6, 2007 (19 RBI)*

HISTORY & RECORDS



WALKS

Two Walks in an Inning	Chris Burke, August 15, 2005 vs. Chicago (NL) (5th inn.)*
Four Walks in a Game	Lance Berkman, July 8, 2008 at Pittsburgh
Six Walks in a Game	Jeff Bagwell, August 20, 1999 at Florida (16 Inn.)*
Four Consecutive Walks in a Game	Lance Berkman, July 8, 2008 at Pittsburgh
Five Consecutive Walks in a Game	Joe Ferguson, June 24, 1978 at San Diego (10 inn., three Intentional)*
Walk in 11 Consecutive Games	Joe Morgan, July 6-20, 1970 (14 walks)*
Two Intentional Walks in an Inning	Never Accomplished
Three Intentional Walks in a Game	Lance Berkman, September 27, 2006 at Pittsburgh (15 Inn.)*

MOST STRIKEOUTS

Two Strikeouts in an Inning	Chris Truby, May 5, 2001 at Montreal (3rd Inn.)*
Four Strikeouts in a Game	Chris Burke, August 15, 2007 at Los Angeles (NL)
Five Strikeouts in a Game	Preston Wilson, April 17, 2006 vs. Milwaukee*
Strikeouts in Seven Consecutive At Bats	Preston Wilson, April 17-18 (2nd at-bat), 2006 vs. Milwaukee

SACRIFICE HITS/SACRIFICE FLIES

Three Sacrifice Hits in a Game	Andy Pettitte, July 15, 2006 at Florida*
Two Sacrifice Flies in a Game	Ty Wigginton, August 7, 2008 at Cincinnati*

HIT BY PITCH/GROUND INTO DOUBLE PLAY

Two Hit by Pitch in an Inning	Never Accomplished
Three Hit by Pitch in a Game	Richard Hidalgo, April 19, 2000 at Los Angeles*
Two GDP in a Game	Miguel Tejada, August 10, 2008 at Cincinnati*

STOLEN BASES

Two Stolen Bases in an Inning	Eric Bruntlett, September 6, 2005 at Philadelphia (9th Inn.)*
Three Stolen Bases in a Game	Chris Burke, June 29, 2005 at Colorado
Four Stolen Bases in a Game	Roger Cedeno, April 22, 2000 vs. San Diego (10 Inn.)*
Steal of Home	David Newhan, September 3, 2008 at Chicago (N.L.) (9th Inn.)
Steal of Home by an Opponent	Mark Sweeney, July 6, 2005 vs. San Diego (7th Inn. off Chad Harville)
Stolen Base as a Pitcher	Brandon Backe, May 25, 2005 at Chicago (NL)

HITTING FOR THE CYCLE

Astro Hitting for the Cycle	Luke Scott, July 28, 2006 vs. Arizona
Opponent Hitting for the Cycle	Arizona's Luis Gonzalez, July 9, 2000

THE LAST TIME IT HAPPENED - INDIVIDUAL PITCHING

WINS/LOSSES

Win Five or More Consecutive Decisions	5, Brian Moehler, July 9-August 19, 2008
Win Eight or More Consecutive Decisions	8, Roger Clemens, April 7-June 8, 2004
Win Nine or More Consecutive Decisions	9, Roger Clemens, April 7-June 8, 2004
Win Ten or More Consecutive Decisions	12, Wade Miller, July 7-September 21, 2002*
Win 12 Consecutive Decisions	Wade Miller, July 7-September 21, 2002*
Lose Five or More Consecutive Decisions	5, Jason Jennings, June 25-July 18, 2007
Lose Eight or More Consecutive Decisions	13, Jose Lima, April 10-July 4, 2000*
Lose Ten or More Consecutive Decisions	13, Jose Lima, April 10-July 4, 2000*
Lose 13 Consecutive Decisions	Jose Lima, April 10-July 4, 2000*

COMPLETE GAMES/SHUTOUTS

Pitch Two Consecutive Complete Games	Roy Oswalt, September 6-11, 2008 (at COL, vs. PIT, both SHO)
Pitch Nine Consecutive Complete Games	J.R. Richard, July 29-September 6, 1979*
Pitch Two Consecutive Complete Games	Roy Oswalt, September 6-11, 2008 (at COL, vs. PIT, both SHO)
Pitch Three Consecutive Shutouts	J.R. Richard, 1980 (May 31 at SF/June 6 vs. SF/June 11 vs. CHI (NL))*
Complete-Game Shutout thrown by a Rookie	Taylor Buchholz, May 21, 2006 vs. TEX

SAVES, RELIEF APPEARANCES

Save Two Consecutive Games Played by the Team	Jose Valverde, September 7-8, 2008 (@ COL vs. Pittsburgh)
Save Three Consecutive Games Played by the Team	4, Jose Valverde, August 30-September 2 (vs. STL at CHI(NL))*
Save Four Consecutive Games Played by the Team	Jose Valverde, August 30-September 2 (vs. STL at CHI(NL))
Three-Inning Save	Ricky Stone, July 10, 2003 vs. CIN (3.0 IP, 11-2 W)
Pitch in Nine Consecutive Games Played by the Team	Tom Dukes, July 3-12, 1968*
Saves in Four Consecutive Appearances	15, Jose Valverde, August 9-September 10, 2008*
Saves in Five Consecutive Appearances	15, Jose Valverde, August 9-September 10, 2008*
Saves in Fifteen Consecutive Appearances	Jose Valverde, August 9-September 10, 2008*

INNINGS PITCHED

Pitch Nine Innings in a Game, Starter	Roy Oswalt, September 11, 2008 vs. PIT
Pitch More Than Nine Innings in a Game, Starter	10.0, Mark Portugal, July 11, 1991 at CHI (NL)
Pitch Five or More Innings, Reliever	6.0, Dave Borkowski, August 15, 2006 vs. CHI (NL)

HISTORY & RECORDS

HISTORY & RECORDS

HITS ALLOWED

Complete-Game No-Hitter	Darryl Kile, September 8, 1993, vs. New York (NL), 7-1 W*
Pitch Five or More Hitless AND scoreless Innings	6.0, Darryl Kile, April 24, 1991 vs. C.N.
Complete-Game 1-Hitter	Roy Oswalt, September 6, 2008, at Colorado
Complete-Game 2-Hitter	Roy Oswalt, June 12, 2005 vs. Toronto
Complete-Game 3-Hitter	Roy Oswalt, September 11, 2008, vs. Pittsburgh
Allow 12 Hits or More in a Game	13, Rinelvis Hernandez, July 7, 2008 at Pittsburgh
Allow 14 Hits or More in a Game	14, Chris Sampson, June 18, 2007 at Los Angeles (AL)
Allow 18 Hits in a Game	Bob Forsch, August 5, 1989 at Cincinnati*

RUNS ALLOWED

Allow Eight or More Runs in a Game	8, Brandon Backe, September 27, 2008 vs. Atlanta (8 R/8 ER/1.1 inn.)
Allow 10 or More Runs in a Game	11, Brandon Backe, August 16, 2008 vs. Arizona (11 R/11 ER/5.2 inn.)
Allow 12 Runs in a Game	Wade Miller, August 23, 2000 vs. Chicago (NL) (9 ER/4.2 inn.)*
Pitch 20 or More Consecutive Scoreless Innings, Starter	32.1, Roy Oswalt, August 27, 2008 (2nd inn.)-September 11, 2008*
Pitch 30 or More Consecutive Scoreless Innings, Starter	32.1, Roy Oswalt, August 27, 2008 (2nd inn.)-September 11, 2008*
Pitch 20 or More Consecutive Scoreless Innings, Reliever	20.2, Billy Wagner, July 2-August 19, 2003

HOME RUNS ALLOWED

Allow Three Home Runs in an Inning	Jason Irish, August 12, 2006 vs. San Diego (4th inn.)
Allow Four Home Runs in an Inning	Jose Lima, April 27, 2000 vs. Chicago (NL) (1st inn.)*
Allow Two Consecutive Home Runs in an Inning	Brandon Backe, May 18, 2008 at Texas (7th inn.)
Allow Three Consecutive Home Runs in an Inning	Dave Mlicki, September 29, 2001 at Chicago (NL) (1st inn.)*
Allow Three Home Runs in a Game	Brandon Backe, September 2, 2008 at Chicago (NL)
Allow Four Home Runs in a Game	Roy Oswalt, April 11, 2008 vs. Florida
Allow Five Home Runs in a Game	Jose Lima, April 27, 2000 vs. Chicago (NL)*
Allow Leadoff Home Run	Brandon Backe, September 27, 2008 vs. Atlanta (to Josh Anderson)
Allow Walkoff Home Run	Dave Borkowski, September 4, 2006 at Philadelphia (10th inn. to Chase Utley)
Allow Pinch-Hit Home Run	Jose Valverde, June 12, 2008 vs. Milwaukee (9th inn. to Gabe Kapler)
Allow Inside-the-Park Home Run	Tim Lincecum, July 21, 2008 vs. Pittsburgh (9th inn. to Freddy Sanchez)
Allow Home Run to a Pitcher	Wandy Rodriguez, July 19, 2008 vs. Chicago (NL) (7th inn. to Carlos Zambrano)

GRAND SLAMS ALLOWED

Allow Grand Slam in a Game	Brandon Backe, August 16, 2008 vs. Arizona (6th inn. to Chris Young)
Allow Two Grand Slams in a Game	Brandon Backe, August 16, 2008 vs. Arizona (1st inn. to Miguel Montero, 6th inn. to Chris Young)
Allow Pinch Hit Grand Slam	Tim Lincecum, July 4, 2004 vs. Texas (6th inn. to Hank Blalock)

WALKS ALLOWED

Allow Eight or More Walks in a Game	8, Jonathan Johnson, June 13, 2003 at Boston
Allow 11 Walks in a Game	11, J.R. Richard, May 4, 1975 (Gm 2) at San Francisco*
No Walks Allowed, 25 or More Consecutive Innings	32, Roy Oswalt, June 17-July 7, 2004
No Walks Allowed, 38 Consecutive Innings	Robin Roberts, August 31-October 1, 1965*

STRIKEOUTS

Strike out Three Batters in an Inning on Nine Pitches	Brandon Backe, April 15, 2004 vs. Milwaukee (8th inn.)*
Strike out Four Batters in an Inning	Brad Lidge, June 13, 2004 at Milwaukee (7th inn.)*
Strike out 12 or More Batters in a Game	12, Roger Clemens, September 24, 2004 at Milwaukee (10 innings)
Strike out 15 or More Batters in a Game	16, Randy Johnson, August 28, 1998 vs. Pittsburgh
Strike out 18 Batters in a Game	Dan Wilson, July 14, 1968 (Gm 2) at Cincinnati*
Strike out Six or More Batters in a Game, Reliever	6, Brad Lidge, June 13, 2004 at Milwaukee
Strike out Eight Consecutive Batters in a Game	Jim Deshaies, September 23, 1986 vs. Los Angeles*
Strike out 10 or More in Consecutive Starts	Roger Clemens, September 19-24, 2004 (10 vs. MIL, 12 at MIL)

HIT BATTERS, WILD PITCHES

Hit Three Batters in an Inning	C.J. Nitkowski, August 3, 1998 at Florida (8th inn.-consecutive)*
Hit Three Batters in a Game	Pete Munro, August 25, 2004 vs. Philadelphia
Hit Four Batters in a Game	Darryl Kile, June 2, 1996 at St. Louis*
Throw Three Wild Pitches in an Inning	Joe Niekro, August 2, 1985 vs. San Diego (6th inn.)*
Throw Six Wild Pitches in a Game	J.R. Richard, April 10, 1979 vs. Los Angeles*

LAST TIME IT HAPPENED: TEAM BATTING

RUNS SCORED

Score Five or More Runs in an Inning	5, September 11, 2008 vs. Pittsburgh (5th inn.)
Score Eight or More Runs in an Inning	8, August 12, 2008 vs. San Francisco (7th inn.)
Score 10 or More Runs in an Inning	11, July 18, 1994 vs. St. Louis (6th inn.)
Score 12 Runs in an Inning	May 31, 1975 at Philadelphia (8th inn.)*
Score 10 or More Runs in a Game	12, August 12, 2008 vs. San Francisco
Score 12 or More Runs in a Game	12, August 12, 2008 vs. San Francisco
Score 15 or More Runs in a Game	18, September 20, 2007 at St. Louis
Score 18 Runs in a Game	September 20, 2007 at St. Louis
Score 19 Runs in a Game	May 11, 1999 vs. Pittsburgh*
Shut out in Two Consecutive Games	September 10-11, 2006 (4-0 at Milwaukee, 7-0 at St. Louis)
Shut out in Four Consecutive Games	September 9-11 (Gm 2), 1966 (Lost 7-0, 1-0, 4-0, and 1-0 at Los Angeles)*

HISTORY & RECORDS



HITS

Six or More Hits in an Inning	6, August 12, 2008 vs. San Francisco (7th inn.)
Eight or More Hits in an Inning	8, July 10, 2003 vs. Cincinnati (1st inn.)
Ten Hits in an Inning	May 31, 1975 at Philadelphia (8th inn.)*
Eight Consecutive Hits in an Inning	June 2, 1966 at Cincinnati (12th inn.)*
Fifteen or More Hits in a Game	16, September 25, 2008 vs. Cincinnati
Seventeen or More Hits in a Game	23, September 20, 2007 at St. Louis
Twenty or More Hits in a Game	23, September 20, 2007 at St. Louis
Twenty-Five Hits in a Game	July 2, 1976 (Gm 1) at Cincinnati (14 inn.)*
No Hits in a Game	Sept. 14, 2008 vs. Chicago (NL), at Milwaukee's Miller Park (L, 5-0) —By Carlos Zambrano (9.0)
One Hit in a Game	Sept. 15, 2008 vs. CHC, at Miller Park (L, 6-1) — By Lily (7.0), Samardzija (0.1), Marmol (0.2), Howry (1.0)
Two Hits in a Game	June 19, 2005 at KC (L, 7-1) —By R. Hernandez (7.0), A. Burgos (0.0), M. Wood (1.0), and M. MacDougal (1.0)

DOUBLES/TRIPLES

Five or More Doubles in a Game	5, August 10, 2008 at Cincinnati
Eight or More Doubles in a Game	8, September 12, 2003 vs. St. Louis
Ten Doubles in a Game	May 11, 1999 vs. Pittsburgh*
Two Triples in a Game	September 11, 2007 vs. Chicago (NL)
Three Triples in a Game	July 2, 1997 vs. Cleveland*

HOME RUNS

Two Consecutive Home Runs in an Inning	Aug. 10, 2008 at CIN (3rd inn.) — By Lance Berkman and Geoff Blum (off RHP Aaron Harang)
Three Consecutive Home Runs in an Inning	May 2, 2008 vs. MIL (6th inn.)* —By M. Tejada, L. Berkman, C. Lee (off Carlos Villanueva)
Four Home Runs in an Inning	Sept. 8, 2004 vs. CIN (1st inn.)* — By C. Biggio, J. Bagwell, L. Berkman, M. Lamb
Four Home Runs in a Game	August 8, 2008 at Cincinnati
Five or more Home Runs in a Game	5, May 2, 2008 vs. Milwaukee
Six Home Runs in a Game	6, August 9, 2006 vs. Pittsburgh
Seven Home Runs in a Game	September 9, 2000 at Chicago (NL)*
Home Runs in 10 or More Consecutive Games	12, July 28-August 10, 2007 (14 total home runs)
Home Runs in 15 or More Consecutive Games	15, May 8-23, 2001 (19 total home runs)
Home Runs in 18 Consecutive Games	18, May 13-31, 2000 (33 total home runs)*

GRAND SLAM HOME RUNS

Two Grand Slams in an Inning	July 30, 1969 at New York (9th inn.) —By Denis Menke and Jimmy Wynn*
Two Grand Slams in a Game	July 30, 1969 at New York—By Denis Menke and Jimmy Wynn *

EXTRA BASE HITS

Eight or More Extra Base Hits in a Game	8, August 30 vs. St. Louis
Ten or More Extra Base Hits in a Game	10, September 12, 2003 vs. St. Louis
Eleven Extra Base Hits in a Game	July 18, 2001 vs. St. Louis (5 2B, 2 3B, 4 HR)*

WALKS/INTENTIONAL WALKS

Ten or More Walks in a Game	10, July 8, 2008 at Pittsburgh
Twelve or More Walks in a Game	14, April 29, 2000 at Milwaukee
Fifteen or More Walks in a Game	17, August 20, 1999 at Florida (16 inn.)*
Seventeen Walks in a Game	August 20, 1999 at Florida (16 inn.)*
Seven Intentional Walks in a Game	July 15, 1984 vs. Philadelphia (16 inn.)*

STRIKEOUTS

Twelve or More Strikeouts in a Game	15, August 8, 2008 vs. Cincinnati (10 inn.)
Fifteen or More Strikeouts in a Game	15, August 8, 2008 vs. Cincinnati (10 inn.)
Twenty Strikeouts in a Game	May 6, 1998 at Chicago (NL)*

SACRIFICE HITS/SACRIFICE FLIES

Three Sacrifice Hits in an Inning	June 26, 2005 vs. Texas (10 innings) (7th inn.)*
Four Sacrifice Hits in a Game	July 7, 2007 vs. New York Mets (17 inn.)*
Two Sacrifice Flies in an Inning	August 13, 2008 vs. San Francisco (6th inn.)
Four Sacrifice Flies in a Game	September 8, 1995 at Philadelphia*

HIT BY PITCH/GROUNDED INTO DOUBLE PLAY

Three Hit by Pitches in an Inning	August 13, 2008 vs. San Francisco (6th inn.)*
Five Hit by Pitches in a Game	April 19, 2000 at Los Angeles*
Five GDP in a Game	April 8, 2003 vs. Cincinnati (10 inn.)*

STOLEN BASES/CAUGHT STEALING

Steal Five Bases or More in a Game	7, May 25, 2006 vs. Washington
Steal Eight Bases in a Game	May 23, 1990 vs. Pittsburgh*
Caught Stealing Two Times in an Inning	July 30, 2003 at Atlanta (2nd inn.)*
Caught Stealing Three Times in a Game	June 13, 2008 vs. New York (AL)

HISTORY & RECORDS

HISTORY & RECORDS

LAST TIME IT HAPPENED: TEAM PITCHING

COMPLETE GAMES, SHUTOUTS

Two Consecutive Complete Games	August 3-4, 2001 (Shane Reynolds vs. Montreal, Roy Oswalt vs. Montreal)
Six Consecutive Complete Games	August 27-September 1, 1976*
Two Consecutive Shutouts	June 8-9, 2004 (1-0 and 3-0 at Seattle)
Three Consecutive Shutouts	September 23-25, 1986 vs. Los Angeles/San Francisco*

SAVES

Two Consecutive Games with a Save	Jose Valverde, September 7-8, 2008 (@ COL vs. Pittsburgh)
Three or More Consecutive Games with a Save	4, Jose Valverde, August 30-September 2 (vs. STL, at CH-NL)
Four or More Consecutive Games with a Save	4, Jose Valverde, August 30-September 2 (vs. STL, at CH-NL)

HITS ALLOWED

Allow 15 or More Hits in a Game	18, September 27, 2008 vs. Atlanta
Allow 18 or More Hits in a Game	18, September 27, 2008 vs. Atlanta
Allow 20 or More Hits in a Game	20, September 22, 2007 at St. Louis
Allow 26 Hits in a Game	August 3, 1989 at Cincinnati*
Allow No Hits in a Game	June 11, 2003 vs. New York (W, 8-0)— By Roy Oswalt, Pete Munro, Kirk Saarloos, Brad Lidge, Octavio Dotel, and Billy Wagner
Allow One Hit in a Game	September 6, 2008 at Colorado (W, 2-0)—By Roy Oswalt
Allow Two Hits in a Game	August 17, 2008 vs. Arizona (W, 3-0)—By Roy Oswalt (8.0) and Jose Valverde (1.0)

RUNS ALLOWED

Allow Five or More Runs in an Inning	6, September 27, 2008 vs. Atlanta (2nd inn.)
Allow Seven or More Runs in an Inning	8, August 6, 2008 at Chicago (NL) (3rd inn.)
Allow 11 Runs in an Inning	11, July 29, 2007 vs. San Diego (1st inn.)
Allow 14 Runs in an Inning	August 3, 1989 at Cincinnati (1st inn.)*
Allow 12 or More Runs in a Game	14, September 17, 2008 at Florida (L, 14-2)
Allow 15 or More Runs in a Game	15, May 25, 2008 vs. Philadelphia (L, 15-6)
Allow 18 or More Runs in a Game	18, July 29, 2007 vs. San Diego (L, 18-11)
Allow 20 or More Runs in a Game	22, June 3, 1987 at Chicago (L, 22-7)*
Allow 22 Runs in a Game	June 3, 1987 at Chicago (L, 22-7)*

HOME RUNS ALLOWED/GRAND SLAM HOME RUNS ALLOWED

Allow a Walk-Off Home Run	June 27, 2007 at Milwaukee (Damian Miller, 11th inn.)
Allow Two Consecutive Home Runs	July 30, 2008 vs. Cincinnati
Allow Three Consecutive Home Runs	September 29, 2001 at Chicago (NL) (1st inn.)
Allow Four Home Runs in a Game	September 2, 2008 at Chicago (NL)
Allow Five Home Runs in a Game	June 11, 2008 vs. Milwaukee
Allow Eight Home Runs in a Game	May 21, 2005 at Texas*
Allow Six Home Runs in a Game	May 16, 2008 at Texas
Allow Two Grand Slams in a Game	August 16, 2008 vs. Arizona*

Back-to-Back home runs by Adam Dunn and Juan Encarnacion
Three consecutive home runs by Fred McGriff, Rondell White, and Todd Hundley

WALKS ALLOWED

Allow 10 or More Walks in a Game	11, July 6, 2008 vs. Atlanta (17 inn.)
Allow 13 Walks in a Game	June 5, 2002 at Arizona (13 inn.)*
Allow 13 Walks in a Nine-Inning Game	May 4, 1975 (Gm 2) at San Francisco*

STRIKEOUTS

Strike out Four Batters in an Inning	June 13, 2004 at Milwaukee (7th inn.)*
Strike out 12 or More Batters in a Game	12, August 2, 2007 at Atlanta
Strike out 15 or More Batters in a Game	16, July 7, 2007 vs. New York (NL) (17 inn.)
Strike out 18 Batters in a Game	18, June 12, 2007 vs. Oakland (11 inn.)
Strike out 23 Batters in a Game	May 31, 2003 at Chicago (NL)*

HIT BATTERS

Hit Three Batters in an Inning	3, August 3, 1998 at Florida (8th inn.)*
Hit Four Batters in a Game	September 16, 2000 vs. Pittsburgh*

LAST TIME IT HAPPENED: PITCHERS BATTING

HOME RUNS

Home Run, Home	Brandon Backe, August 1, 2006 vs. New York (NL) (3rd inn. off Pedro Martinez)
Home Run, Road	Ron Villone, August 15, 2003 at Cincinnati (7th inn. off Danny Graves)
Inside-the-Park Home Run	Butch Henry, May 8, 1992 at Pittsburgh (2nd inn. off Doug Drabek)

HISTORY & RECORDS



STOLEN BASES/CAUGHT STEALING

Last Stolen Base Brandon Backe, May 25, 2005 at Chicago (NL)
 Last Caught Stealing Mike Hampton, September 20, 1997 at Cincinnati

PINCH-HITTING/PINCH-RUNNING

Last Pinch-Hit Appearance Brandon Backe, September 7, 2008 at Colorado (Struck out)
 Last Pinch-Running Appearance Brandon Backe, September 19, 2007 vs. Milwaukee

LAST TIME IT HAPPENED: TEAM FIELDING

ERRORS

Four or More Errors in a Game 5, May 16, 2008 at Texas
 Five Errors in a Game May 16, 2008 at Texas
 Six Errors in a Game May 9, 1990 vs. Philadelphia
 Seven Errors in a Game July 30, 1979 vs. San Francisco*
 Eleven or More Consecutive Errorless Games 14, June 5-20, 2006*

DOUBLE PLAYS/TRIPLE PLAYS

Five Double Plays in a Game 6, May 17, 2003 vs. Philadelphia
 Six Double Plays in a Game May 17, 2003 vs. Philadelphia
 Seven Double Plays in a Game May 4, 1969 vs. San Francisco*
 Triple Play August 19, 2004 at Philadelphia (5th Inn.)
 Triple Play vs. the Astros April 9, 1989 vs. San Diego (8th Inn.)
 Grounded into by Todd Pratt — Morgan Ensberg to Jeff Kent to Mike Lamb
 Grounded into by Ken Caminiti — Luis Salazar to Roberto Alomar to Jack Clark to Mark Parent

LAST TIME IT HAPPENED: WON-LOSS RECORDS

WINS

Five or More Consecutive Wins 6, September 6-11, 2008
 Seven or More Consecutive Wins 8, August 27-September 3, 2008
 Eight or More Consecutive Wins 8, August 27-September 3, 2008
 Ten or More Consecutive Wins 12, August 27-September 8, 2004*
 Twelve Consecutive Wins August 27-September 8, 2004*
 Five or More Consecutive Wins, Home 9, August 27-September 11, 2008
 Eight or More Consecutive Wins, Home 9, August 27-September 11, 2008
 Ten or More Consecutive Wins, Home 18, August 23-October 3, 2004*
 Fourteen Consecutive Wins, Home 18, August 23-October 3, 2004*
 Eighteen Consecutive Wins, Home August 23-October 3, 2004*
 Five or More Consecutive Wins, Road 5, September 13-28, 2006
 Eight or More Consecutive Wins, Road 10, May 7-31, 1989*
 Ten Consecutive Wins, Road May 7-31, 1989*

LOSSES

Five or More Consecutive Losses 5, September 14-18, 2008
 Eight or More Consecutive Losses 8, June 11-19, 2008
 Ten or More Consecutive Losses 10, May 20-30, 2007
 Eleven Consecutive Losses August 17-28, 1995*
 Five or More Consecutive Losses, Home 5, June 11-16, 2008
 Seven or More Consecutive Losses, Home 7, June 1-7, 1968
 Eleven Consecutive Losses, Home July 23-August 17, 1966*
 Five or More Consecutive Losses, Road 5, June 4-9, 2008
 Eight or More Consecutive Losses, Road 8, May 10-27, 2007
 Ten or More Consecutive Losses, Road 11, April 16-May 8, 2005
 Thirteen Consecutive Losses, Road June 1-29, 1990*

TIE

Tie Game June 30, 2005 at Cincinnati (2-2, 7 Inn.—called due to rain)

DOUBLEHEADERS

Doubleheader—Win Both Games, Home July 8, 1995 vs. San Diego
 Doubleheader—Win Both Games, Road July 19, 2005 at Pittsburgh
 Doubleheader—Lose Both Games, Home April 23, 1977 vs. San Diego
 Doubleheader—Lose Both Games, Road May 22, 2000 at Milwaukee
 Doubleheader—Split, Home August 27, 1999 vs. Florida
 Doubleheader—Split, Road April 13, 2006 at San Francisco
 Day-Night Doubleheader April 13, 2006 at San Francisco (1-1)

HISTORY & RECORDS

HISTORY & RECORDS

EXTRA INNING GAMES

Play in Two Consecutive Extra-Inning Games.....	June 27-28, 2007 at Milwaukee (L, 6-3), vs. Colorado (W, 8-5)
Play in Three Consecutive Extra-Inning Games.....	July 31-August 2, 2001 vs. New York (2-1)*
Win Two Consecutive Extra-Inning Games.....	May 10-11, 1992 (at Pittsburgh, vs. Chicago)
Lose Two Consecutive Extra-Inning Games.....	July 8-9, 2006 vs. St. Louis
Lose Three Consecutive Extra-Inning Games.....	September 27-29, 1995 (1 vs. Pittsburgh, 2 at Chicago)
Play 10-Inning Game.....	August 24, 2008 at New York (NL) (W, 6-4)
Play 11-Inning Game.....	July 1, 2008 vs. Los Angeles (NL) (L, 7-6)
Play 12-Inning Game.....	September 2, 2008 at Chicago (NL) (W, 9-7)
Play 13-Inning Game.....	July 3, 2007 vs. Philadelphia (W, 5-4)
Play 14-Inning Game.....	August 2, 2007 at Atlanta (W, 12-11)
Play 15-Inning Game.....	August 24, 2007 vs. Pittsburgh (L, 8-3)
Play 16-Inning Game.....	May 31, 2003 at Chicago (NL) (L, 1-0)
Play 17-Inning Game.....	July 6, 2008 at Atlanta (L, 7-6)
Play 18-Inning Game.....	August 15, 2006 vs. Chicago (NL) (L, 8-6)
Play 19-Inning Game.....	July 7, 1985 vs. Montreal (L, 6-3)
Play 20-Inning Game.....	August 15, 1980 at San Diego (W, 3-1)
Play 21-Inning Game.....	September 24, 1971 (1st Gm) at San Diego (W, 2-1)
Play 22-Inning Game.....	June 3, 1989 vs. Los Angeles (W, 5-4)
Play 23-Inning Game.....	Never Accomplished
Play 24-Inning Game.....	April 15, 1968 vs. New York (W, 1-0)*

ONE-RUN GAMES/1-0 GAMES

Play in Three or More Consecutive One-Run Games.....	5, June 20-25, 2008 (3-2)
Play in Four Consecutive One-Run Games.....	April 4-9, 2003 (3-1)
Play in Five or More Consecutive One-Run Games.....	5, June 20-25, 2008 (3-2)
Play in Seven Consecutive One-Run Games.....	May 12-19, 1984 (2-5)
Win Three or More Consecutive One-Run Games.....	3, July 26-28, 2005
Lose Three or More Consecutive One-Run Games.....	3, April 16-18, 2005
Win 1-0 Game.....	July 22, 2007 at Pittsburgh
Lose 1-0 Game.....	August 28, 2005 at Los Angeles (NL)

MARGIN OF VICTORY

Win a Game by Five or More Runs.....	5, September 24, 2008 vs. Cincinnati @ (W, 5-0)
Win a Game by Eight or More Runs.....	8, August 12, 2008 vs. San Francisco (W, 12-4)*
Win a Game by 10 or More Runs.....	17, September 20, 2007 at St. Louis (W, 18-1)*
Win a Game by 14 or More Runs.....	17, September 20, 2007 at St. Louis (W, 18-1)*
Win a Game by 16 Runs.....	17, September 20, 2007 at St. Louis (W, 18-1)*

MARGIN OF DEFEAT

Lose a Game by Five or More Runs.....	6, September 27, 2008 vs. Atlanta (L, 11-5)
Lose a Game by Eight or More Runs.....	12, September 17, 2008 at Florida (L, 14-2)
Lose a Game by 10 or More Runs.....	12, September 17, 2008 at Florida (L, 14-2)
Lose a Game by 16 Runs.....	May 8, 2005 at Atlanta (L, 0-16)*

COMEBACKS BLOWN LEADS

Comeback to Win, Trailing by Five Runs or More.....	6, May 15, 2008 at San Francisco (Trailed 5-0 in the 3rd inn., W 8-7)
Comeback to Win, Trailing by 11 Runs.....	July 18, 1994 vs. St. Louis (Trailed 11-0 after 3rd inn., W 15-12)*
Blow Lead to Lose, Leading by Five Runs or More.....	5, July 15, 2007 at Chicago (NL) (Led 5-0 in the 2nd inn., L 7-6)
Blow Lead to Lose, Leading by Seven Runs or More.....	7, May 24, 2000 vs. Philadelphia (Led 7-0 in 6th inn., L 9-7)

DARRYL KILE GOOD GUY OF THE YEAR AWARD

In 2002, the Houston chapter of the Baseball Writers Association of America created the Darryl Kile Good Guy of the Year Award, honoring an Astros player who exhibits "character and decency toward teammates, media, and fans." The award is named after the former Astros right-hander and 12-season Major League pitcher who passed away on June 22, 2002. It is designed to honor a player whose character traits reflect those of the late Kile. Astros first baseman Jeff Bagwell was the first recipient of the award. Kile played for the Astros from 1991-97, and also played for Colorado (1998-1999) and St. Louis (2000-02).

2002.....	Jeff Bagwell	2006.....	Brad Ausmus
2003.....	Roy Oswalt	2007.....	Woody Williams
2004.....	Morgan Ensberg	2008.....	Hunter Pence
2005.....	Brad Lidge		

HISTORY & RECORDS



INDIVIDUAL BATTING RECORDS - CAREER (MIN. 3,000 PA)

Most Years	20, Craig Biggio, 1988-07
Most Games	2850, Craig Biggio, 1988-07
Most Consecutive Games	494, Craig Biggio, August 1, 1995-August 4, 1998
Highest Batting Average	.302, Lance Berkman, 1999-08
Highest On-Base Pct.	.413, Lance Berkman, 1999-08
Highest Slugging Pct.	.580, Lance Berkman, 1999-08
Most At-Bats	10670, Craig Biggio, 1988-07
Most Runs Scored	1844, Craig Biggio, 1988-07
Most Hits	3060, Craig Biggio, 1988-07
Most Singles	2046, Craig Biggio, 1988-07
Most Doubles	668, Craig Biggio, 1988-07
Most Triples	80, Jose Cruz, 1975-87
Most Home Runs	449, Jeff Bagwell, 1991-05
Most Home Runs, Home	234, Jeff Bagwell, 1991-05
at Colt Stadium	21, Bob Aspromonte, 1962-64
at Astrodome	126, Jeff Bagwell, 1991-99
at Minute Maid Park	128, Lance Berkman, 2000-2008
Most Home Runs, Road	215, Jeff Bagwell, 1991-05
Most HR, Right-handed hitter	446, Jeff Bagwell, 1991-05
Most HR, Left-handed hitter	138, Jose Cruz, 1975-87
Most HR, Switch-hitter	286, Lance Berkman, 1999-08
Most Grand Slam Home Runs	6, Bob Aspromonte, 1962-68 and Jeff Bagwell, 1991-05
Most Extra-Base Hits	1014, Craig Biggio, 1988-07
Most Total Bases	4711, Craig Biggio, 1988-07
Most Runs Batted In	1529, Jeff Bagwell, 1991-05
Most Walks	1401, Jeff Bagwell, 1991-05
Most Intentional Walks	155, Jeff Bagwell, 1991-05
Most Strikeouts	1753, Craig Biggio, 1988-07
Most Sacrifice Hits	100, Joe Niekro, 1975-85
Most Sacrifice Flies	102, Jeff Bagwell, 1991-05
Most Hit by Pitch	285, Craig Biggio, 1988-07
Most Ground into Double Play	221, Jeff Bagwell, 1991-05
Most Stolen Bases	487, Cesar Cedeno, 1970-81
Most Caught Stealing	149, Cesar Cedeno, 1970-81
Most Plate Appearances	12504, Craig Biggio, 1988-07
Most Times on Base	4505, Craig Biggio, 1988-07
Most Times Reached on Error	163, Craig Biggio, 1988-07
Most Multi-Hit Games	841, Craig Biggio, 1988-07
Most Three-Hit Games	225, Jeff Bagwell, 1988-07
Most Four-Hit Games	34, Craig Biggio, 1988-07
Best Home Run/At-Bat Ratio	15.67, Lance Berkman, 1999-08
Best RBI/At-Bat Ratio	5.00, Lance Berkman, 1999-08
Most Steals of Third Base	107, Craig Biggio, 1988-07
Most Steals of Home	3, Jeff Bagwell, 1991-04 and Cesar Cedeno, 1970-81
Highest Stolen Base Percentage	.774, Joe Morgan (219/283)

INDIVIDUAL BATTING RECORDS - SEASON

(avg. leaders based on 3.1 plate appearances times games played by team)

Most Games	162 (11 times), last, Carlos Lee, 2007
Highest Batting Average	.368, Jeff Bagwell, 1994 (147/400)
Highest On-Base Pct.	.454, Jeff Bagwell, 1999
Highest Slugging Pct.	.750, Jeff Bagwell, 1994
Most At-Bats	660, Enos Cabell, 1978
Most Runs Scored	152, Jeff Bagwell, 2000
Most Consec. Games, Runs Scored	15, Lance Berkman, April 26-May 12, 2006
Most Hits	210, Craig Biggio, 1998
Most Consec. Games, Hit Safely	30, Willy Taveras, July 27-August 27, 2006
Most Consec. Games, Hit Safely, Start of Season	16, Billy Hatcher, April 6-23, 1987
Most Consecutive AB, no hits	40, Brad Ausmus, June 14-July 5, 2006
Most Consecutive Plate Appearances, Reaching Base	13, Bill Spiera, June 3-11, 1997 (nine walks, three singles, one hit by pitch)
Most Singles	160, Sonny Jackson, 1966
Most Doubles	58, Craig Biggio, 1999
Most Triples	14, Roger Metzger, 1973
Most Home Runs	47, Jeff Bagwell, 2000
Most Home Runs, Home	28, Jeff Bagwell, 2000
at Colt Stadium	12, Roman Mejias, 1962
at Astrodome	23, Jeff Bagwell, 1994
at Minute Maid Park	28, Jeff Bagwell, 2000

HISTORY & RECORDS

HISTORY & RECORDS

Most Home Runs, Road	30, Jeff Bagwell, 1999
Most HR, Right-handed hitter	47, Jeff Bagwell, 2000
Most HR, Left-handed hitter	23, Franklin Stubbs, 1990
Most HR, Switch-hitter	45, Lance Berkman, 2006
Most HR, by Position	
Catcher	16, John Bateman, 1966
First Base	47, Jeff Bagwell, 2000
Second Base	27, Jeff Kent, 2004
Shortstop	20, Dickie Thorn, 1983
Third Base	36, Morgan Ensberg, 2005
Left Field	37, Moses Alou, 1998
Center Field	37, Jimmy Wynn, 1967 and Richard Hidalgo, 2000
Right Field	28, Richard Hidalgo, 2003
Pitcher	3, Dave Giusti, 1967
Designated Hitter	2, Moses Alou, 2001, Carlos Lee, 2008
Most Home Runs, Month	13, Jeff Bagwell, June 1994
Most Home Runs, vs. One Club	9, Richard Hidalgo, 2000 vs. St. Louis, Lance Berkman, 2002 vs. Cincinnati, Lance Berkman, 2004 vs. Cincinnati
Most Grand Slam Home Runs	2, Craig Biggio, 2007 (April 20 at Milwaukee, July 24 vs. Los Angeles (NL), Carlos Lee, 2007 (April 13 at Philadelphia, June 28 vs. Colorado, Jeff Bagwell, 2001 (May 6 at Montreal, May 21 vs. San Diego)*
Most Extra-Base Hits	94, Lance Berkman, 2001 (55 doubles, five triples, 34 home runs)
Most Total Bases	363, Jeff Bagwell, 2000
Most Runs Batted In	136, Lance Berkman, 2006
Most Runs Batted In, by Position	
Catcher	68, John Bateman, 1966 and Mitch Meluskey, 2000
First Base	135, Jeff Bagwell, 1997
Second Base	107, Jeff Kent, 2004
Shortstop	84, Denis Menke, 1970
Third Base	101, Morgan Ensberg, 2005
Left Field	121, Moses Alou, 1998
Center Field	107, Jimmy Wynn, 1967
Right Field	111, Derek Bell, 1996
Pitcher	14, Shane Reynolds, 1999
Designated Hitter	5, Carlos Lee, 2008
Most Walks	149, Jeff Bagwell, 1999
Fewest Walks	17, Lee May (min. 150 games)
Most Intentional Walks	27, Jeff Bagwell, 1997
Most Strikeouts	145, Lee May, 1972
Fewest Strikeouts	13, Nellie Fox, 1964 (min. 31 plate app. per game played by the team)
Most Sacrifice Hits	34, Craig Reynolds, 1979
Most Sacrifice Flies	13, Ray Knight, 1982, Jeff Bagwell, 1992, Carlos Lee, 2007
Most Hit by Pitch	34, Craig Biggio, 1997
Most Ground Into Double Play	32, Miguel Tejada, 2008*
Fewest Ground Into Double Play	30, Craig Biggio, 1997 (619 at-bats)
Most Stolen Bases	65, Gerald Young, 1988
Most Times Stealing Home	2 (3x), Adam Everett, July 22, 2005 at WSH Caesar Cedeno, July 25 at CHI/Sept. 7, 1977 vs. San Diego
Most Caught Stealing	27, Gerald Young, 1988
Most Plate Appearances	749, Craig Biggio, 1999
Most Extra-Base Hits	94, Lance Berkman, 2001
Highest Stolen Base Percentage	1.000, Carlos Beltran, 2004 (26/26)*
Most Times on Base	331, Jeff Bagwell, 1999
Most Steals of Third Base	14, Craig Biggio, 1999
Most Times Reached on Error	15, Craig Biggio, 2003
Most Multi-Hit Games	61, Derek Bell, 1968
Most Three-Hit Games	23, Craig Biggio, 1998
Most Four-Hit Games	5, Lee May, 1972
Most Times Picked Off	7, Billy Hatcher, 1987

INDIVIDUAL BATTING RECORDS - GAME

Most At Bats (9 Inn.)	6 (several times) lost, Michael Bourn, September 21 2008
Most At-Bats, (Extra-inn.)	10, Ron Davis, April 15, 1968 vs. New York Mets (24 at-bats)
Most Runs Scored	5 (5X) last, Cody Ransom, September 20, 2007 at St. Louis
Most Hits (9 Inn.)	5 (24x), ast. Hunter Pence, May 27, 2008 at St. Louis
Most Hits (Extra Inn.)	5, Joe Morgan, July 8, 1965 at Milwaukee (12 inn. mgs. ties NL record)
Most Consecutive Hits (9 Inn.)	5 (4X), ast. Josh Anderson, September 16, 2007 vs. Pittsburgh
Most Consec. Hits (Extra Inn. Game)	5, Joe Morgan, July 8, 1965 at Milwaukee (12 inn. mgs. ties NL record)
Most Consec. Hits, one or more Games	8, Julio Gotay, June 18-20, 1967, Art Howe, Sept. 1-6, 1980 (Game 2), Lance Berkman, May 4 (12th inn.)-May 7 (4th inn.), 2008*
Most Singles	5 (4x), last, Craig Biggio, June 28, 2007 vs. Colorado
Most Doubles	4, Jeff Bagwell, June 14, 1996 at San Francisco (ties Major League record)
Most Triples	3, Craig Reynolds, May 16, 1981 vs. Chicago Cubs

HISTORY & RECORDS



Most Home Runs 3 (12x)
 Jimmy Wynn, June 15, 1967 vs. San Francisco (Bolin, Bolin, Henry)
 Lee May, June 21, 1973 at San Diego (Graff, Miller, Ross)
 Glenn Davis, Sept. 16, 1987 at San Diego (Grant, Grant, M. Davis)
 Glenn Davis, June 1, 1990 at San Francisco (Wilson, Wilson, Brantley)
 Jeff Bagwell, June 24, 1994 vs. Los Angeles (R. Martinez, Seanez, Barnes)
 Jeff Bagwell, Apr. 21, 1999 at Chicago Cubs (Sanders, Sanders, Myers)
 Jeff Bagwell, June 9, 1999 at Chicago White Sox (Lowe, Simas, Foulke)
 Vinny Castilla, July 28, 2001 at Pittsburgh (Gm. 1) (Arroyo, Arroyo, Olivares)
 Lance Berkman, April 16, 2002 at Cincinnati (Acevedo, Acevedo, Rijo)
 Richard Hidalgo, Sept. 16, 2003 at Colorado (Tsao, Cook, Bernero)
 Morgan Ensberg, May 15, 2005 vs. San Francisco (Fassero, Accardo, Christiansen)
 Carlos Lee, April 13, 2007 at Philadelphia (Myers, Myers, Madison)

Most Home Runs, Two Consec. Games 4 (7x)
 Jimmy Wynn, June 15, 1967 vs. San Francisco (3) and June 16, 1967 vs. Atlanta (1)
 Doug Rader, July 20-21, 1970 vs. New York Mets (2 and 2)
 Glenn Davis, June 1-2, 1990 at San Francisco (3 and 1)
 Moises Alou, Aug. 13 at Philadelphia (2) and Aug. 14, 2000 vs. Pittsburgh (2)
 Richard Hidalgo, Sept. 9-10, 2000 at Chicago Cubs (2 and 2)
 Vinny Castilla, July 27-28, 2001 at Pittsburgh (1 and 3)
 Lance Berkman, April 16-17, 2002 at Cincinnati (3 and 1)

Most Consecutive Games, Home Run 5, Morgan Ensberg, April 15-21, 2006 (7 HR)
Most Grand Slams 1 (several times), last, Miguel Tejada, September 10, 2008 vs. Pittsburgh (Bautista)
Most Extra-Base Hits 4 (twice), Kevin Bass, June 27, 1987 at San Francisco (two doubles, triple, HR);
 Jeff Bagwell, June 14, 1996 at San Francisco (four doubles)

Most Total Bases 13 (3x), Lee May, June 21, 1973 at San Diego (three home runs, one single)
 Jeff Bagwell, June 14, 1996 at San Francisco (three home runs, one single)
 Morgan Ensberg, May 13, 2005 vs. San Francisco (three home runs, one single)

Most Runs Batted In 7 (4x), Rafael Ramirez, Aug. 29, 1989 at Chicago Cubs; Pete Mancaviglia, June 14, 1992 vs. San Francisco;
 Jeff Bagwell, Aug. 13, 2000 at Philadelphia and July 7, 2001 at Kansas City

Most Consecutive Games, RBI 10, Lance Berkman, June 27-July 6, 2002 (19 RBI)
Most Walks (9 Inn.) 4 (12x), last, Lance Berkman July 8, 2008 at Pittsburgh (Bautista)
Most Walks (Extra Inn.) 6, Jeff Bagwell, August 20, 1999 at Florida (16 Inn.)

Most Consecutive Walks (9 Inn.) 4 (3x), Joe Ferguson, May 11, 1977 vs. Chicago Cubs;
 Bill Spiers, June 4, 1997 at Cincinnati
 Lance Berkman, July 8, 2008 at Pittsburgh

Most Consec. Walks (Extra Inn.) 5 (twice), Joe Morgan, June 2, 1966 at Cincinnati (12 Inn., none intentional);
 Joe Ferguson, June 24, 1978 at San Diego (10 Inn., three intentional)

Most Consec. Games, Walk 11 (twice), Jimmy Wynn, July 6 (Gm. 1)-15, 1969 (18 walks);
 Joe Morgan, July 6-20, 1970 (14 walks)

Most Intentional Walks 3 (several times), last, Lance Berkman, Sept. 27, 2006 at Pittsburgh (ties MLB record)
Most Consec. Walks, one or more Games 6, Bill Spiers, June 3-5, 1997 (four intentional)

Most Strikeouts 5, Preston Wilson, April 17, 2006 vs. Milwaukee
Most Consec. Games, no Strikeouts 40, Nellie Fox, August 12, 1964-June 9, 1965

Most Sacrifice Hits (nine-inning game) 3 (5x), last, Andy Pettitte, July 17, 2006 at Florida
Most Sacrifice Hits (extra-inning game) 3, Johnny Temple, May 24, 1983 at San Diego (12 Inn.)
Most Sacrifice Flies 2 (several times), last, Ty Wigginton, August 7, 2008 at Cincinnati
Most Hit by Pitch 3, Glenn Davis, Apr. 9, 1990 vs. Cincinnati; Richard Hidalgo, Apr. 19, 2000 at Los Angeles

Most Ground into Double Play 2 (several times), last, Miguel Tejada, August 10, 2008 at Cincinnati
Most Stolen Bases (nine-inning game) 4 (5x), last, Craig Biggio, September 16, 1995 at Montreal
Most Stolen Bases (extra-inning game) 4 (twice), Brian Hunter, Sept. 28, 1995 at Chicago Cubs (11 Innings);
 Roger Cedeno, Apr. 22, 2000 vs. San Diego (10 Inn.)

INDIVIDUAL BATTING RECORDS - INNING

Most At-Bats 2 (several times), last, Hunter Pence, September 11, 2008 vs. Pittsburgh (5th Inn.)
Most Runs Scored 2 (several times), last, Craig Biggio, July 10, 2003 vs. Cincinnati (1st Inn.)

Most Hits 2 (several times), last, Carlos Lee, Sept. 15, 2007 vs. Pittsburgh (4th Inn.)
Most Singles 2 (several times), last, Geoff Blum, July 10, 2003 vs. Cincinnati (1st Inn.)
Most Doubles 2, Cesar Cedeno, April 8, 1973 (Gm. 1) at Atlanta (6th Inn., ties MLB record)

Most Triples 1 (several times), last, Geoff Blum, September 9, 2008 vs. Pittsburgh (5th Inn.)
Most Home Runs 2 (twice), Lee May, Apr. 29, 1974 vs. Chicago Cubs (6th Inn., Hooton Klemmed)
 Jeff Bagwell, June 24, 1994 vs. Los Angeles (6th Inn., R. Martinez, Seanez)

Most Extra-Base Hits 3 (several times), last, Jeff Bagwell, July 18, 2007 vs. St. Louis (5th Inn., one double, one home run)
Most Total Bases 8 (twice), Lee May, April 29, 1974 vs. Chicago Cubs (6th Inn., two home runs)
 Jeff Bagwell, June 24, 1994 vs. Los Angeles (6th Inn., two home runs)

Most Runs Batted In 4 (several times), last, Miguel Tejada, September 10, 2008 vs. Pittsburgh (Grand slam (5th Inn.)
Most Walks 2 (several times), last, Chris Burke, Aug. 15, 2005 vs. Chicago (5th Inn.)

Most Intentional Walks 1 (several times), last, Lance Berkman, Sept. 23, 2008 vs. Cincinnati (6th Inn.)
Most Strikeouts 2 (several times), last, Chris Burke, Aug. 15, 2005 vs. Chicago Cubs (5th Inn.)
Most Sacrifice Hits 1 (several times), last, Brian Moehler, September 28, 2008 vs. Atlanta (2nd Inn.)

Most Sacrifice Flies 1 (several times), last, Lance Berkman, September 26, 2008 vs. Atlanta (3rd Inn.)
Most Hit by Pitch 1 (several times), last, Reggie Abercrombie, September 28, 2008 vs. Atlanta (7th Inn.)
Most Stolen Bases 2 (several times), last, Eric Bruntlett, May 25, 2006 at Washington (6th Inn.)

HISTORY & RECORDS

HISTORY & RECORDS

INDIVIDUAL PITCHING RECORDS - CAREER

Most Seasons	13, Larry Dierker, 1964-76
Most Games	563, Dave Smith, 1980-90
Most Starts	320, Larry Dierker, 1964-76
Most Complete Games	106, Larry Dierker, 1964-76
Lowest Earned Run Average	2.40, Roger Clemens, 2004-06 (min. 400 innings)
Most Wins	144, Joe Niekro, 1975-85
Most Losses	117, Larry Dierker, 1964-76
Most Saves	225, Billy Wagner, 1996-03
Highest Winning Percentage (min. 90 decisions)	668, Roy Oswalt, 2001-08 (129-64)
Most Shutouts	25, Larry Dierker, 1964-76
Most Innings Pitched	2294, Larry Dierker, 1964-76
Most Hits Allowed	2090, Larry Dierker, 1964-76
Most Runs Allowed	934, Joe Niekro, 1975-85
Most Earned Runs Allowed	837, Larry Dierker, 1964-76
Most Home Runs Allowed	177, Larry Dierker, 1964-76
Most Grand Slams Allowed	4, Joe Niekro, 1975-85, Brandon Backe, 2004-08
Most Walks Allowed	818, Joe Niekro, 1975-85
Most Intentional Walks Allowed	58, Ken Forsch, 1970-80
Most Strikeouts	1866, Nolan Ryan, 1980-88
Most Hit Batters	72, Darryl Kile, 1991-97
Most Wild Pitches	128, Joe Niekro, 1975-85
Most Balks	27, Jim Deshaies, 1985-91

INDIVIDUAL PITCHING RECORDS - SEASON

Most Games	83, Octavio Dotel, 2002
Most Consecutive Games (reliever)	9, Tom Duke, July 3-12, 1968
Most Starts	40, Jerry Reuss, 1973
Most Complete Games	20, Larry Dierker, 1969
Consecutive Complete Games	9, J.R. Richard, July 29-Sept. 6, 1979
Lowest Earned Run Average	1.69, Nolan Ryan, 1981 (min. one P per game played by team)
Highest Winning Pct. (by decisions)	909, Randy Johnson, 1998 (10-1), min. 10 decisions
Highest Winning Pct. (by innings)	846, Mike Hampton, 1999 (22-4), min. one P per game played by team)
Most Wins	22, Mike Hampton, 1999
Most Consecutive Wins	12, Wade Miller, Ju 7-Sept. 21, 2002
Most Wins over One Team	5 (5x), Tim Lincecum, 1992 vs. New York Mets (5-0) Joe Niekro, 1979 vs. San Diego (5-0) Mike Scott, 1989 vs. Los Angeles (5-2) Wade Miller, 2001 vs. Milwaukee (5-0) Shane Reynolds, 2001 vs. Chicago Cubs (5-0)

Most Wins over Different Teams	18, Mike Hampton, 1999 (MLB record)
Most Losses	20, Dick Farrell, 1962
Most Consecutive Losses	13, Jose Lima, April 10-July 4, 2000
Most Losses to Same Team	6, Dave Gustin, 1968 vs. Atlanta (6-0)
Most Saves	44, Jose Valverde, 2008, Billy Wagner, 2003
Most Shutouts	6, Davo A. Roberts, 1973
Most Consecutive Shutouts	3, J.R. Richard, 1980 (May 31 at SF, June 6 vs. SF, June 11 vs. Chicago Cubs)
Most 1-0 Shutout Wins	3 (3x), Bob Bruce, 1964, J.R. Richard, 1976; and Bob Knepper, 1981
Most Shutouts over Same Team	2 (several times), last, Jim Deshaies, 1989 vs. Cincinnati
Most Shutout Losses	6, Bob Bruce, 1965
Most Innings Pitched (Starter)	305.1, Larry Dierker, 1969
Most Innings Pitched (Reliever)	122, Danny Darwin, 1989
Consecutive Innings, No Relief	86, J.R. Richard, July 29-Sept. 11, 1979
Most Batters Faced	1218, J.R. Richard, 1976
Most Hits Allowed	271, Jerry Reuss, 1973
Most Consecutive Hits Less Innings	16, Mike Scott Sept. 20-October 2, 1986
Most Consecutive Scoreless Innings	32.1, Roy Oswalt, August 27th (2nd inning) September 11, 2008
Most Runs Allowed	152, Jose Lima, 2000
Most Earned Runs Allowed	145, Jose Lima, 2000
Most Home Runs Allowed	48, Jose Lima, 2000 (NL record)
Most Grand Slams Allowed	3, Backe, 2008, Julio Scaiano, 1987
Most Walks Allowed	313, J.R. Richard, 1976
Most Consecutive Innings, No Walks	30, Robin Roberts, Aug. 31-Oct. 1, 1965
Most Intentional Walks Allowed	17, Todd Jones, 1995
Most Sacrifice Flies Allowed	13, Jim Deshaies, 1988
Most Sacrifice Hits Allowed	22, Bob Knepper, 1986
Most Strikeouts, Right-handed Starter	313, J.R. Richard, 1979
Most Strikeouts, Left-handed Starter	203, Mike Cuellar, 1967
Most 10-Plus Strikeout Games	14 (2x), J.R. Richard, 1978 and 1979
Most Hit Batters	16 (2x), Jack Billingham, 1971 and Darryl Kile, 1996
Most Wild Pitches	21, Joe Niekro, 1985

HISTORY & RECORDS



Most Bases on Balls	7 (2x), Jim Deshaies, 1986 and Nolan Ryan, 1988
Most Stolen Bases Against	53, Mike Scott, 1990
Most Quality Starts	32, Mike Scott, 1986
Most Pickoffs	9, Greg Swindell, 1994 and 1995
Best Strikeouts to-Walks Ratio	5.32, Shane Reynolds, 1999
Most Opponent Ground Into Double Play	38, Mike Hampton, 1999

INDIVIDUAL PITCHING RECORDS - GAME

Most Hits Allowed in Shutout (9 inn.)	10, Joaquin Andujar, June 26, 1976 vs. Cincinnati
Most Hits Allowed in Shutout (extra)	8, J.R. Richard, July 6, 1976 vs. New York Mets (10 inn.)
Fewest Hits Allowed in Shutout (9)	0 (7x), last, by six pitchers, June 11, 2003 at New York Yankees
Fewest Hits Allowed in Shutout (ex.)	4, Dan Wilson, August 3, 1973 (Game 1) at Cincinnati (10 Inn.)
Most Strikeouts in Shutout	16, Randy Johnson, August 28, 1998 vs. Pittsburgh
Most Walks Allowed in Shutout (9)	7 (twice), last, Bob Knepper, April 26, 1983 at Montreal
Most Walks Allowed in Shutout (ex.)	10, J.R. Richard, July 6, 1976 vs. New York Mets (10 inn.) (ties MLB record)
Fewest Walks Allowed in Shutout (9)	0 (several times), last, Roy Oswalt, September 11, 2008 vs. Pittsburgh
Fewest Walks Allowed in Shutout (ex.)	1, Bo McLaughlin, July 25, 1978 vs. San Francisco (10 Inn.)
Most Innings Pitched	13 (twice), Ken Forsch, Sept. 24, 1971 at San Diego (Game 1, no-decision, Don Wilson, Sept. 7, 1972 at San Francisco (Complete-game victory)
Most Hits Allowed	18, Bob Forsch, August 3, 1989 at Cincinnati
Most Consecutive Hits Allowed	9, Bob Forsch, August 3, 1989 at Cincinnati (1st inning)
Most Runs Allowed	12 (twice), Jose Lima, April 27, 2000 vs. Chicago Cubs (12ER/5IP), Wade Miller, August 23, 2000 vs. Chicago Cubs (9ER/4.2IP)
Most Earned Runs Allowed	12, Jose Lima, April 27, 2000 vs. Chicago Cubs (12ER, 5IP)
Most Home Runs Allowed	5, Jose Lima, April 27, 2000 vs. Chicago Cubs
Most Grand Slams Allowed	2, Brandon Backe, August 16, 2008 vs. Arizona (Montero, Young)
Most Walks Allowed	11, J.R. Richard, May 4, 1975 (Game 2) at San Francisco
Most Strikeouts	18, Don Wilson, July 14, 1968 (Game 2) at Cincinnati
Most Consecutive Strikeouts	8 (twice), Don Wilson, July 14, 1968 (Game 2) at Cincinnati, Jim Deshaies, Sept. 23, 1986 at Los Angeles
Most Hit Batters	4, Darryl Kile, June 2, 1996 at St. Louis (Ties modern M.L.B. record)
Most Wild Pitches	6, J.R. Richard, April 10, 1979 vs. Los Angeles (Ties M.L.B. record)

INDIVIDUAL PITCHING RECORDS - INNING

Most Home Runs Allowed	4, Jose Lima, April 27, 2000 vs. Chicago Cubs (1st inn., ties MLB record)
Most Consecutive HR allowed	3 (several times), last, Dave Mlicki, Sept. 29, 2001 at Chicago Cubs (1st inn., ties NL record)
Most Strikeouts	4 (3x), Brad Lidge, June 13, 2004 at Milwaukee (Jenkins, Ginter, Grieve, Moeller Octavia Dotel, June 11, 2003 at New York Yankees (8th inn., Rivera, Soriano, Jeter, Giambi) (ties MLB record) Mike Scott, September 3, 2008 at Chicago Cubs (5th inn., Speier, Walker, Martinez, Sandberg) (ties MLB record)
Fewest Pitches for Three Strikeouts	9 (4x), last, Brandon Backe, April 15, 2004 vs. Milwaukee (ties M.L.B. record)
Most Hit Batters	3, C.J. Nitkowski, Aug. 3, 1998 at Florida (8th inn., ties M.L.B. record)
Most Wild Pitches	3 (4x), last, Joe Niekrus, Aug. 2, 1985 vs. San Diego (6th inn.)

INDIVIDUAL RELIEF PITCHING RECORDS - CAREER

Most Games	562, Dave Smith, 1980-90
Most Wins	53, Dave Smith, 1980-90
Most Losses	47, Dave Smith, 1980-90
Most Innings Pitched	760, Dave Smith, 1980-90
Most Runs Allowed	251, Dave Smith, 1980-90
Most Earned Runs Allowed	211, Dave Smith, 1980-90
Most Hits Allowed	642, Dave Smith, 1980-90
Most Walks	258, Dave Smith, 1980-90
Most Strikeouts	694, Billy Wagner, 1997-03
Most Saves	225, Billy Wagner, 1997-03
Most Save Chances	263, Billy Wagner, 1997-03
Highest Save Pct.	.856, Billy Wagner, 1997-03
Most Games Finished	400, Dave Smith, 1980-90
Most Blown Saves	46, Dave Smith, 1980-90
Most Inherited Runners	302, Dave Smith, 1980-90
Most Inherited Runners Scored	95, Dave Smith, 1980-90
Lowest Inherited Runners Scored Pct. (min 145 IR)	20.8, Trevor Miller, 1998-07
Most Inherited Runners, None Scoring	7, Mike Maddux, 2000; Dean Wilk ns, 1991

INDIVIDUAL RELIEF PITCHING RECORDS - SEASON

Most Games	83, Octavio Dotel, 2002
Most Consecutive Games (reliever)	9, Tom Dugas, July 3-12, 1968
Most Wins	11, (5x), last, Doug Jones, 1992
Most Losses	10, Doug Jones, 1993
Most Innings Pitched	122, Danny Darwin, 1989
Most Runs Allowed	50, Jim Ray, 1973
Most Earned Runs Allowed	44, Brad Lidge, 2006; Juan Agosto, 1990 and Jose Lima, 1997
Most Hits Allowed	103, Joe Boever, 1992

HISTORY & RECORDS

Most Walks	52, Todd Jones, 1995
Most Strikeouts	157, Brad Lidge, 2004
Most Saves	44, Jose Valverde, 2008, Billy Wagner, 2003
Most Save Chances	51, Jose Valverde, 2008
Highest Save Pct.	.951, Billy Wagner, 2001
Most Games Fined	71, Jose Valverde, 2008
Most Blown Saves	9 (6x), last, Billy Wagner, 2000
Most Inherited Runners	70, Ken Farsch, 1994
Most Inherited Runners Scored	22, Joe Slosarski, 2000 and Ricky Stone, 2003
Lowest Inherited Runners Scored Pct.	6.1, Frank LaCorte, 1980 (33 IR/2 scored)
Most Inherited Runners, None Scoring	10, Billy Wagner, 2003

TEAM OFFENSIVE RECORDS BY SEASON

Most Total Players Used	48, 1965
Fewest Total Players Used	32, 1972
Highest Batting Average	.280, 1998
Lowest Batting Average	.220, 1963
Most 300 Hitlers	4, 1998 (Craig Biggio 325, Derek Bell 314, Moises Alou, 312, Jeff Bagwell 304)
Highest Slugging Percentage	.477, 2000
Lowest Slugging Percentage	.301, 1963
Most At-Bats	5,641, 1998
Fewest At-Bats	3,693, 1981
Most Runs Scored	938, 2000
Fewest Runs Scored	384, 1981
Most Runs Scored, Month	195, September, 2000
Most Consecutive Games Scored, Season	101, June 13-October 1, 2001
Most Consecutive Games Scoring, One or More Seasons	122, June 13, 2001-April 25, 2002
Most Consecutive Games, Shut Out	4 (twice), June 20-23, 1963 (Last 5-0 at Chicago, 3-0, 3-0, 4-0 at Cincinnati) September 9-11 (Game 2), 1966 (Lost 7-0, 1-0, 4-0, 1-0 at Los Angeles)

Most Consecutive Innings, Shut Out	43, September 7-13, 1966 (over six games)
Most Hits	1,578, 1998
Fewest Hits	984, 1981
Most Singles	1,097, 1984
Fewest Singles	702, 1994
Most Doubles	326, 1998
Fewest Doubles	160, 1981
Most Triples	67, 1980 and 1984
Fewest Triples	22, 2008 and 1995

Most Home Runs	249, 2000 (NL record)
Most Home Runs, Home	135, 2000
at Colt Stadium	44, 1962
at Astrodome	82, 1998
at Minute Maid Park	135, 2000
Most Home Runs, Road	114, 2000
Most Home Runs vs. One Club	30, 2000 vs. St. Louis
Most Home Runs vs. One Club, home	18 (twice), 2000 vs. Pittsburgh and St. Louis
at Colt Stadium	9 (twice), 1962 vs. Milwaukee/Atlanta and Los Angeles
at Astrodome	11, 1968 vs. Chicago Cubs
at Minute Maid Park	18 (twice), 2000 vs. Pittsburgh and St. Louis

Most Home Runs vs. One Club, Road	17, 1987 vs. San Francisco
Fewest Home Runs	45, 1981
Fewest Home Runs, Home	15, 1979
at Colt Stadium	25, 1963
at Astrodome	15, 1979
at Minute Maid Park	83, 2007
Fewest Home Runs, Road	29, 1981
Fewest Home Runs vs. One Club	1, 1981 vs. Chicago Cubs (min. two series)
Fewest Home Runs vs. One Club, home	0 (several times)
at Colt Stadium	0 (twice), 1962 vs. Cincinnati and 1963 vs. St. Louis
at Astrodome	0 (several times), 1998 vs. Los Angeles
at Minute Maid Park	1 (6x), 2001 vs. San Francisco; 2002 vs. Florida, 2007 vs. Oakland 2008 vs. New York (AL), 2008 vs. Colorado; 2008 vs. Washington

Fewest Home Runs vs. One Club, road	0 (8x), last, 2004, at Seattle
All-Time Home Runs	5,504, 1962-08
All-Time Home Runs, Home	2,435, 1962-08
at Colt Stadium	98, 1962-64
at Astrodome	1,447, 1965-99
at Minute Maid Park	890, 2000-08
All-Time Home Runs, Road	3,069, 1962-08
Most Grand Slam Home Runs	7 (2x), 2001 and 2007
Most Extra Base Hits	574, 2000 (289 doubles, 36 triples, 249 home runs)
Fewest Extra Base Hits	240, 1981 (160 doubles, 35 triples, 45 home runs)
Most Total Bases	2,655, 2000
Fewest Total Bases	1,349, 1981
Most Runs Batted In	900, 2000

HISTORY & RECORDS



Fewest Runs Batted In	369, 1981
Most Walks	728, 1999
Fewest Walks	340, 1981
Most Walks, Two Consecutive Games	25, April 28-29, 2000 at Milwaukee (11 and 14) (ties NL record)
Most Intentional Walks	88, 1967
Fewest Intentional Walks	27, 1962
Most Strikeouts	1,138, 1999
Fewest Strikeouts	488, 1981
Most Sacrifice Hits	109, 1979
Fewest Sacrifice Hits	53, 1986
Most Sacrifice Flies	61, 2000
Fewest Sacrifice Flies	27, 1963
Most Hit by Pitch	100, 1997 (modern M.L.B. record)
Fewest Hit by Pitch	8, 1981
Most Ground Into Double Play	154, 2000
Fewest Ground Into Double Play	69, 1981
Most Left on Base	1,252, 1999
Fewest Left on Base	795, 1981
Most Stolen Bases	198, 1988
Fewest Stolen Bases	39, 1963
Highest Stolen Base Percentage	779, 1987 (162 steals in 208 attempts)
Lowest Stolen Base Percentage	455, 1964 (40 steals in 88 attempts)
Most Caught Stealing	95, 1979 and 1983
Fewest Caught Stealing	27, 2002

TEAM OFFENSIVE RECORDS - GAME

Most Total Players Used	48, 1965, September 2, 1986 at Chicago (NL) (Chi 27, Hou 26) (NL Record)
Most At-Bats (nine innings)	49, May 30, 1976 (Gm 2) at Atlanta
Most Runs Scored	19, 2x, June 25, 1995 vs. Chicago & May 11, 1999 vs. Pittsburgh
Most Runs Scored, Both Teams	29 (2x), June 3, 1987 at Chicago (Chicago 22 Houston 7; July 29, 2007 vs. San Diego (San Diego 18, Houston 7))
Most Hits (nine innings)	25, May 2, 1976 (Gm 2) at Atlanta
Most Hits (extra innings)	25, July 2, 1976 (Gm 1) at Cincinnati (14 Inn.)
Most Singles	23, May 30, 1976 (Gm 2) at Atlanta (Ties NL Record)
Most Doubles	10, May 11, 1999 vs. Pittsburgh
Most Triples	3, (several times), ast. July 2, 1997 vs. Cleveland
Most Home Runs, Home (nine Inn.)	6 (4x), last, August 9, 2006 vs. Pittsburgh
Most Home Runs, Road (nine Inn.)	7, September 9, 2000 at Chicago (NL)
Most Home Runs, Home (extra Inn.)	5, June 21, 2001 vs. Cincinnati (11 Inn.)
Most Home Runs, Road (extra Inn.)	5 (2x) Aug. 29, 1995 at Atlanta (13 Inn.), May 2, 2001 at New York (10 Inn.)
Most Home Runs, Both Teams-Home (9 Inn.)	8, 4x, April 10, 2000 vs. St. Louis (Hou. 4, StL 4); August 16, 2000 vs. Pittsburgh (Hou. 6, Pitts. 2) April 11, 2008 vs. Florida (Hou-2, Fla-6), Milwaukee (Houston, 3, Milwaukee 5) June 11, 2008
Most Home Runs, Both Teams-Road (9 Inn.)	10, May 21, 2005 at Texas (HOU 2, TEX 8)
Most Home Runs, Both Teams-Home (ext.)	9, June 21, 2001 vs. Cincinnati (Hou. 5, Cin. 4) (11 Inn.)
Most Home Runs, Both Teams-Road (ext.)	Less than the nine-inning record
Most Grand Slams	2, July 30, 1969 at New York (Ties MLB record)
Most Grand Slams, Both Clubs	3, June 3, 1987 at Chicago Cubs (Chi. 2, Hou. 1) (ties M.L.B. record)
Most Extra Base Hits	11 (2x), Sept. 9, 2000 at Chicago Cubs (four doubles, seven home runs) July 18, 2001 vs. St. Louis (five doubles, two triples, four home runs)
Most Total Bases	44, Sept. 9, 2000 at Chicago Cubs (10 singles, four doubles, seven home runs)
Most Runs Batted In	19 (2x), last, June 25, 1995 vs. Chicago Cubs, May 11, 1999 vs. Pittsburgh
Most Walks (nine Inn.)	14, April 29, 2000 at Milwaukee
Most Walks (extra Inn.)	17, August 20, 1999 at Florida (19 Inn.) (ties NL record)
Most Walks, Both Teams (nine Inn.)	26, May 4, 1975 (Game 2) at San Francisco (13 each) (NL record)
Most Walks, Both Teams (extra Inn.)	25, August 20, 1999 at Florida (16 Inn.) (Hou. 17, Fla. 8) (ties NL record)
Most Intentional Walks	7, July 15, 1984 vs. Philadelphia (16 Inn.) (ties MLB record)
Most Strikeouts	20, May 6, 1998 at Chicago Cubs
Most Strikeouts, Both Clubs	37 (NL record), May 31, 2003 at Chicago Cubs (Astros 14, Cubs 23) (16 Innings)
Most Sacrifice Hits	4 (several times), last, July 7, 2007 vs. New York (NL)
Most Sacrifice Flies	4 (2x), May 9, 1995 at Pittsburgh; Sept. 8, 1995 at Philadelphia (ties NL record)
Most Hit by Pitch	5, Apr. 19, 2000 at Los Angeles (ties MLB record)
Most Hit by Pitch, Both Teams	6, Sept. 16, 2000 vs. Pittsburgh (10 Inn.) (Pit. 4, Hou. 2) (ties NL record)
Most Ground Into Double Play	5 (2x), July 13, 1962 at Pittsburgh and April 8, 2003 at Cincinnati
Most Left on Base (nine Inn.)	16, August 4, 1979 (Game 1) at Atlanta
Most Left on Base (extra Inn.)	25, July 11, 1970 vs. San Francisco (14 Inn.)
Most Stolen Bases	8, May 23, 1990 vs. Pittsburgh
Most Caught Stealing (nine Inn.)	4, October 2, 1991 at San Francisco
Most Caught Stealing (extra Inn.)	3 (several times), last, Aug. 5, 2000 vs. Montreal

TEAM OFFENSIVE RECORDS - INNING

Most At-Bats	13, May 31, 1975 at Philadelphia (8th Inn.)
Most Runs	12, May 31, 1975 at Philadelphia (8th Inn.)
Most Hits	10, May 31, 1975 at Philadelphia (8th Inn.)
Most Consecutive HRs	8 (3x), last, July 10, 2003 vs. Cincinnati (7 singles, 1 double)
Most Singles	8, June 2, 1966 at Cincinnati (12th Inn.)

HISTORY & RECORDS

Most Consecutive Singles.....	8, June 2, 1966 at Cincinnati (12th inn.)
Most Home Runs.....	4, July 23, 2000 vs. St. Louis (2nd inn., Spillers, Bagwell, Berkman, Hidalgo)
Most Consecutive Home Runs.....	3 (5x), July 24, 1984 at San Francisco (5th inn., Cabell, Garner, Cruz); June 14, 2000 at Colorado (8th inn., Aiou, Hidalgo, Eusebio); July 19, 2003 at Cincinnati (1st inn., Berkman, Hidalgo, Ensberg); Aug. 31, 2004 at Cincinnati (5th inn., Berkman, Bagwell, Behran) May 2, 2008 vs. Milwaukee (6th inn., Tejada, Berkman, Lee)
Most Grand Slams.....	2, July 30, 1969 at New York Mets (9th inn., Menke, Wynn) (ties MLB record)
Most Runs Batted In.....	12, May 31, 1975 at Philadelphia (8th inn.)
Most Sacrifice Hits.....	3 (2x), April 29, 1975 at San Diego (7th inn.) and July 6, 1975 at Atlanta; (9th inn.) (ties MLB record)
Most Hit by Pitch.....	3, Sept. 13, 1997 vs. Los Angeles (1st inn.) and August 13, 2008 vs. San Francisco (6th inn.) (ties modern MLB record)
Most Caught Steal ng.....	2 (several times), last, July 30, 2003 at Atlanta (2nd inn.)

TEAM PITCHING RECORDS - SEASON

Most Pitchers Used.....	25, 2001
Fewest Pitchers Used.....	12, 1981
Most Complete Games.....	55, 1979
Fewest Complete Games.....	1, 2003
Most Consecutive Complete Games.....	6, (2x), May 21-26, 1972 (Reuss, Dierker, Griffin, Forsch, Wilson, Roberts); Aug. 27-Sept. 1, 1976 (McLaughlin, Dierker, Sambito, Larson, Richard, McLaughlin)
Lowest Earned Run Average.....	2.66, 1981
Highest Earned Run Average.....	5.41, 2000
Most Saves, Season.....	51, 1986
Fewest Saves, Season.....	18, 1974
Most Shutouts, Season.....	19 (3x), 1979 (19-15); 1981 (19-9); 1986 (19-6)
Most Consecutive Shutouts.....	3 (2x), August 23-25, 1974 vs. Philadelphia (Dierker 1-0, Roberts 1-0, Wilson/Cosgrove 5-0); Sept. 23-25, 1986 vs. LAD/SF (Jim Deshaies 4-0 vs. LA, Nolan Ryan/Charley Korfeld 6-0 vs. SF, Mike Scott 2-0 vs. SF)
Most Hits Allowed.....	1596, 2000
Fewest Hits Allowed.....	842, 1981
Fewest Hits Allowed, Two Consec.Gms.....	2, September 26-27, 1981 vs. Los Angeles (0 hits, 2 hits) (Ties MLB Record)
Most Runs Allowed.....	944, 2000
Fewest Runs Allowed.....	331, 1981
Most Consec. Innings, No Runs Allowed.....	32 (twice), Aug. 15-17 (Gim 2), 1980 (over three games); July 6-12, 1997 (over four gms.)
Most Earned Runs.....	865, 2000
Fewest Earned Runs Allowed.....	293, 1981
Most Home Runs Allowed.....	234, 2000
Most Home Runs Allowed, Home.....	131, 2000
Colt Stadium.....	444, 1984
Astrodome.....	71, 1998
Minute Maid Park.....	131, 2000
Most Home Runs Allowed, Road.....	103, 2000
Most HR Allowed vs. One Club.....	31, 1965 vs. Milwaukee
Most HR Allowed vs. One Club, Home.....	18 (2x), 2001 vs. Chicago (NL) and Cincinnati
Colt Stadium.....	12, 1963 vs. Milwaukee
Astrodome.....	13 (2x), 1966 vs. Pittsburgh and 1972 vs. Cincinnati
Minute Maid Park.....	18 (2x), 2001 vs. Chicago (NL) and Cincinnati
Most HR Allowed vs. One Club-Road.....	21, 1987 vs. San Fran.
Home Runs Allowed All-Time.....	5793, 1962-08
Home Runs Allowed, Home.....	2435, 1962-08
Colt Stadium.....	98, 1962-64
Astrodome.....	1447, 1965-99
Minute Maid Park.....	890, 2000-08
Home Runs Allowed, Road.....	3308, 1962-08
Fewest Home Runs Allowed.....	40, 1981
Fewest Home Runs Allowed, Home.....	9, 1981
Colt Stadium.....	34, 1963
Astrodome.....	9, 1981
Minute Maid Park.....	70, 2002
Fewest Home Runs Allowed, Road.....	31, 1981
Fewest Home Runs Allowed vs. One Club.....	0, two times (min. two series), 1979 vs. New York Mets; 1981 vs. St. Louis
Fewest Home Runs Allowed vs. One Club, Home.....	0, (several times), last, 2002 vs. Colorado and Florida
Colt Stadium.....	0, 1963 vs. Los Angeles
Astrodome.....	0, several times, 1999 vs. Colorado and Florida
Minute Maid Park.....	0, 2002 vs. Colorado and Florida
Fewest Home Runs Allowed vs. One Club-Road.....	0 (12x), last, 2002 vs. Los Angeles
Most Consecutive Games, No HR Allowed.....	17, May 11-29, 1981
Most Consecutive Innings, No HR Allowed.....	175, May 10-30, 1981
Most Grand Slams Allowed.....	10, 2001
Most Walks Allowed.....	679, 1975
Fewest Walks Allowed.....	300, 1981
Most Intentional Walks Allowed.....	94, 1989
Fewest Intentional Walks Allowed.....	17, 1999
Most Sacrifice Hits Allowed.....	99, 1964
Most Sacrifice Flies Allowed.....	64, 2000
Most Strikeouts.....	1282, 2004

HISTORY & RECORDS



Fewest Strikeouts	610, 1981
Most Hit Batters	74, 2003
Fewest Hit Batters	11, 1981
Most Wild Pitches	91, 1970 (Ties National League Record)
Fewest Wild Pitches	22, 2008
Most Balks	34, 1988
Fewest Balks, Season	0, 1999 (Ties ML Record)

TEAM PITCHING RECORDS - GAME

Most Pitchers Used (nine innings)	8 (3x), Sept. 11, 1967 vs. Chicago Cubs, Sept. 17, 1972 vs. Los Angeles; Sept. 26, 2003 vs. Milwaukee
Most Pitchers Used (extra innings)	10, September 28, 1995 at Chicago Cubs (11 Inn.)
Game (nine innings), Both Teams	14 (4x), Sept. 11, 1967 vs. Chicago (Hou. B, Chi. 6), Sept. 17, 1972 vs. Los Angeles (Hou. B, LA 6); October 3, 2001 vs. San Francisco (Hou. 7, SF 7); Sept. 25, 2008 vs. Cincinnati (CIN 7, HOU 7)
Game (extra Innings), Both Teams	18, September 28, 1995 at Chicago (11 Inn. • Hou. 10, Chi. 8 - NL Record)
Most Hits Allowed	25, August 3, 1989 at Cincinnati
Fewest Hits Allowed	0 (10x), last, June 11, 2003 at New York (AL)
Most Runs Allowed	22, June 3, 1987 at Chicago
Most Earned Runs Allowed	22, June 3, 1987 at Chicago
Most Home Runs Allowed	8, May 21, 2005 at Texas
Most Grand Slams	2 (4x), May 2, 1987 at Atlanta (6th Inn.-Craig Nettles off Aurelio Lopez, 7th Inning-Dion James off Julio Solano); June 3, 1987 at Chicago (1st Inn.-Brian Dayett off Bob Knepper, 6th Inn.-Kerth Moreland off Julio Solano); July 4, 2004 vs. Texas (6th Inn.-Hank Blalock off Tim Redding, 9th Inn.-Mark Teixeira off Chad Harville); August 16, 2008 vs. San Francisco (1st Inn.-Miguel Montero off Brandon Backe, 6th Inn. Chr a Young off Brandon Backe)
Most Walks (9 Innings)	13, May 4, 1975 (6m 2) at San Francisco (L.R. Richard 11, Wayne Granger 2)
Most walks (extra Innings)	13, June 5, 2002 at Arizona (Carlos Hernandez 5, Octavio Dote 1, Billy Wagner 2, Pedro Borban 2, Nelson Cruz 1, Jimm Mann 2) 13 Inn.
Most Sacrifice Flies Allowed	4 (2x), June 12, 1963 at Los Angeles (NL); May 5, 1982 at Cincinnati (Ties N.L. Record)
Most Strikeouts	23, May 31, 2003 at Chicago (16 Inn.) (NL record)
Most Hits Allowed in Shutout (nine inn.)	11 (2x), July 24, 1964 vs. Chicago Cubs (Olie Brown 8, Jim Owens 3); August 29, 1990 vs. Chicago Cubs (Mark Portugal 8, Larry Andersen 3)
Most Hits Allowed in Shutout (ext. Inn.)	11 (2x), April 15, 1968 vs. NYM (24 Inn.) (D. Wilson 5, J. Buzhardt 0, D. Coombs 3, J. Ray 2, W. Blasingame 1); June 16, 1972 vs. Philadelphia (11 Inn.) (Don Wilson 5, Tom Griffin 6,
Fewest Hits Allowed in Shutout (9 Inn.)	0 (7x), last, June 11, 2003 at New York (AL) (six pitchers)
Fewest Hits Allowed in Shutout (ext. Inn.)	1, July 22, 1986 vs. Montreal (10 Inn.) (Nolan Ryan 1, Dave Smith 0)
Most Walks Allowed in Shutout (9 Inn.)	8, April 26, 1980 vs. New York (Joe Niekro 6, Frank LaCorte 2)
Most Walks Allowed in Shutout (extra Inn.)	10, July 6, 1976 vs. New York (10 Inn. • J.R. Richard 10 (Ties N.L. Record)
Fewest Walks Allowed in Shutout (nine inn.)	0 (several times), last, September 11, 2008 vs. Pittsburgh (Ray Oswa 10)
Fewest Walks Allowed in Shutout (extra inn.)	1 (4x), last, April 19, 1992 vs. San Diego (11 IP, 1 IBB- Al Osunal)
Most Hit Batters	4 (2x), June 2, 1996 at St. Louis and Sept. 16, 2000 vs. Pittsburgh
Most Wild Pitches	6, April 10, 1979 vs. Los Angeles

TEAM PITCHING RECORDS - INNING

Most Hits Allowed	16, August 3, 1989 at Cincinnati (1st Inn. (Modern MLB record)
Most Runs Allowed	14, August 3, 1989 at Cincinnati (1st Inn.)
Most Strikeouts	4 (3x), Sept. 3, 1986 at Chicago (5th Inn.-Speier, Walker, Mart, nez, Sandberg); June 11, 2003 at New York Yankees (8th Inn.-Rivera, Soriano, Jeter, Giambi); June 13, 2004 at Milwaukee (Jenkins, Ginter, Grieve, Moeller)
Most Hit Batters	3, Aug. 3, 1998 at Florida (8th Inn., consecutive) (ties MLB record)

INDIVIDUAL PITCHING RECORDS

Most Games, Season	88, Orlando Palmeiro, 2006
Highest Batting Average, Season	.455, Bill Spiers, 1997 (15x23) (Min. 25 At Bats)
Highest Batting Average, Career	.303, Kevin Bass, 1983-1994 (60x198) (Min. 100 At Bats)
Most At-Bats, Season	80, Orlando Palmeiro, 2006
Most At-Bats, Career	300, Denny Walling, 1977-88, 92
Most Hits, Season	20 (2x), Orlando Palmeiro, 2006; Ken Boswell, 1976
Most Hits, Career	82, Denny Walling, 1977-88, 92
Most Consecutive Pitch-Hits	5, Rafael Ramirez, June 26-August 5, 1991
Most Runs Batted In, Game	4 (9x), last, Jason Lane, August 29, 2006 vs. Milwaukee
Most Runs Batted In, Season	17, Orlando Merced, 2001
Most Runs Batted In, Career	63, Denny Walling, 1977-88, 92
Most Home Runs, Season	5, Cliff Johnson, 1974
Most Home Runs, Career	10, Cliff Johnson, 1972-77
Most Walks, Season	11, Davey Lopes, 1987; Orlando Merced, 2002; Orlando Palmeiro, 2007
Most Walks, Career	34, Denny Walling, 1977-88, 92

TEAM PITCH-HITTING RECORDS - SEASON

Highest Average	.294, 1995 (73x248)
Lowest Average	.157, 1992 (42x288)
Most At Bats	274, 1991

HISTORY & RECORDS

HISTORY & RECORDS

Most Hits	73, 1995
Most Consecutive At-Bats, No Hit	34, May 10-June 27 1980
Most Consecutive Plate App., No Hits	43, May 10-June 27, 1980 (34 at-bats, seven walks, one sac hit, one HBP)
Most Runs Batted In	51, 1995
Most Home Runs	9, 1995
Most Walks	44, 1991

TEAM ROOKIE HITTING RECORDS

Most Games	157, Joe Morgan, 1965
Highest Batting Average	.336, Luke Scott, 2006 (72x214) (Min. 150 at-bats)
Most At-Bats	601, Joe Morgan, 1965
Most Runs Scored	100, Joe Morgan, 1965
Most Hits, Game	6, Joe Morgan, July 8, 1965 at Milwaukee, (12 Inn.) (Ties National League Record)
Most Hits	185, Greg Gross, 1974
Most Singles	160, Sonny Jackson, 1966
Most Doubles	30, Hunter Pence, 2007
Most Triples	12, Joe Morgan, 1965
Most Home Runs	21, Lance Berkman, 2000
Home Run in First MLB At-Bat	4x, Mark Saccomanno, September 8, 2008 vs. Pittsburgh, Charlton Jimerson, Sept. 4, 2006 at Philadelphia; Dave Matranga, Jun. 27, 2003 vs. Texas, Jose Sosa, Jul. 30, 1975 vs. San Diego
Most Grand Slams	1 (several players), last, Hunter Pence, 2007
Most Extra-Base Hits	56, Hunter Pence, 2007
Most Total Bases	251, Joe Morgan, 1965
Most Runs Batted In	82, Jeff Bagwell, 1991
Most Walks	97, Joe Morgan, 1965
Most Strikeouts	128, Howie Goss, 1963
Most Stolen Bases	49, Sonny Jackson, 1966

TEAM ROOKIE PITCHING RECORDS

Most Games	76, Ricky Stone, 2002 and Brad Lidge, 2003
Most Starts	32, Chris Holt, 1997
Most Complete Games	9, Joaquin Andujar, 1976
Lowest Earned Run Average	2.53, Ken Forsch, 1971 (min. 10 decisions)
Highest Winning Percentage	.846, Charley Kerfeld, 1986 (11-2) (all m.n. 10 decisions)
Highest Win Pct., Left-hander	.706, Jim Deshaies, 1986 (12-5)
Most Wins	15, Jerlome Robertson, 2003 (15-9)
Most Wins, Left-hander	15, Jerlome Robertson, 2003 (15-9)
Most Wins, Right-hander	14, Roy Oswalt 2001 (14-3)
Most Losses	237, Mark Lemongello, 1977
Most Saves	20, Frank D. Pino, 1983
Most Shutouts	4, Joaquin Andujar, 1976
Last Rookie Shutout	Taylor Buchholz, May 21, 2006 vs. Texas
Most Innings Pitched	214.2, Mark Lemongello, 1977
Most Hits Allowed	20, Frank D. Pino, 1983
Fewest Hits Allowed, Game	0, Don Wilson, June 18, 1967 vs. Atlanta
Most Home Runs Allowed	23 (2x), Jerlome Robertson, 2003, Ezequiel Astacio, 2005
Most Walks Allowed	93, Tom Griffin, 1969
Most Strikeouts, Game	15 (twice), Don Wilson, June 18, 1967 vs. Atlanta; J.R. Richard, September 5, 1971, at San Francisco (Gm 2)
Most Strikeouts, Major League Debut	15, J.R. Richard, Sept. 5, 1971 at San Francisco (Gm 2) (Ties ML Record)
Most Strikeouts, Season	200, Tom Griffin, 1969

INDIVIDUAL DEFENSIVE RECORDS

Most Games, Season	162 (3x), last, Jeff Bagwell and Craig Biggio, 1996
Catcher	151, Johnny Edwards, 1969
First Base	162, Jeff Bagwell, 1996
Second Base	162, Craig Biggio, 1996 and Bill Doran, 1987
Third Base	160, Ken Caminiti, 1989
Shortstop	154, Dickie Thorn, 1983 and Rafael Ramirez, 1988
Outfield	160, Steve Finley, 1992; Jose Cruz, 1983 and 1984; Lance Berkman, 2004
Pitcher	83, Octavio Dotel, 2002
Most Putouts, Season	1404, Jeff Bagwell, 1997
Catcher	1135, Johnny Edwards, 1969
First Base	1404, Jeff Bagwell, 1997
Second Base	1401, Craig Biggio, 1996
Third Base	150, Bob Aspromonte, 1962
Shortstop	275, Roger Metzger, 1971
Outfield	446, Cesar Cedeno, 1974
Pitcher	539, J.R. Richard, 1978
Most Assists, Season	293, Dickie Thorn, 1983
Catcher	81, John Bateman, 1963
First Base	143, Jeff Bagwell, 2001
Second Base	504, Craig Biggio, 1997

HISTORY & RECORDS



Third Base	357	Dotig Rader, 1970
Shortstop	533	Dickie Thon, 1983
Outfield	22	Richard Hidalgo, 2003
Pitcher	57	Mike Hampton, 1997
Most Errors, Season	37	Sonny Jackson, 1966
Catcher	23	John Bateman, 1963
First Base	17	Curt Belfary, 1969 and Cesar Cedeno, 1979
Second Base	27	Joe Morgan, 1965
Third Base	29	Enos Cabell, 1980
Shortstop	37	Sonny Jackson, 1966
Outfield	14	Jose Cruz, 1979 and Jesus Alou, 1969
Pitcher	10	J.R. Richard, 1976
Most Total Chances, Season	1552	Jeff Bagwell, 1997
Catcher	1221	Johnny Edwards, 1969
First Base	1552	Jeff Bagwell, 1997
Second Base	867	Joe Morgan, 1965
Third Base	522	Dotig Rader, 1970
Shortstop	819	Dickie Thon, 1983
Outfield	460	Cesar Cedeno, 1974
Pitcher	76	Mike Hampton, 1997
Most Double Plays, Season	141	Jeff Bagwell, 1999
Catcher	16	Brad Ausmus, 1997
First Base	141	Jeff Bagwell, 1999
Second Base	117	Craig Biggio, 1999
Third Base	39	Doug Rader, 1970
Shortstop	114	Dickie Thon, 1983
Outfield	8	Jimmy Wynn, 1968
Pitcher	9	Shane Reynolds, 1998
Most Triple Plays, Season	2	Ken Caminiti, 1991, Roger Metzger, 1971 and 1978
Catcher	1	Joe Ferguson, 1978
First Base	1	by six players
Second Base	1	by four players
Third Base	2	Ken Camini, 1991
Shortstop	2	Roger Metzger, 1971 and 1978
Outfield	1	Mike Simms, 1991
Pitcher	no Astros pitcher has been involved in a triple play	
Highest Fielding Percentage, Season (minimum 100 games)	1.000	Terry Puhl, 1979 and 1989
Catcher	999	Brad Ausmus, 2005
First Base	996	Lance Berkman, 2008, Glenn Davis, 1998 and Lee May, 1972
Second Base	992	B. Doran, 1987
Third Base	973	Bob Aspromonte, 1964
Shortstop	990	Adam Everett, 2006
Outfield	1,000	Terry Puhl, 1979 and 1989
Pitcher	1,000	by several pitchers
Most Passed Balls	21	John Bateman, 1966

TEAM DEFENSIVE RECORDS

Highest Fielding Percentage, Season	989	2008 (4276 putouts, 1596 ass sts, 67 errors)
Lowest Fielding Percentage, Season	972	1966 (4331 putouts, 1664 assists, 174 errors)
Most Putouts, Season	4448	1980
Fewest Putouts, Season	2970	1981
Most Assists, Season	1880	1975
Fewest Assists, Season	1206	1981
Most Errors, Game	7 (2x)	June 12, 1978 vs. Pittsburgh and July 30, 1979 vs. San Francisco
Most Errors, Season	174	1966
Fewest Errors, Season	67	2008 (N. Record)
Most Games, No Errors, Season	113	2008
Most Consecutive Games, No Errors, Season	14	June 5-20, 2006
Most Consecutive Innings, No Errors, Season	135	June 5-21 (9th inn.), 2006 (over 15 games)
Most Total Chances, Season	6392	1975
Fewest Total Chances, Season	4263	1981
Most Double Plays, Game	7	May 4, 1969 vs. San Francisco (Ties MLB record)
Most Double Plays, Season	175	1999
Fewest Double Plays, Season	81	1981
Most Triple Plays, Season	2 (3x)	1971 (July 16 vs. NY and September 17 vs. Cincinnati) 1978 (April 6 at Cincinnati and April 21 at Los Angeles) 1991 (April 16 at Atlanta and August 4 vs. Los Angeles)
Most Passed Balls, Game	6	May 12, 1996 at Montreal (Ties Modern MLB Record)
Most Passed Balls, Season	38	1984
Fewest Passed Balls, Season	4 (3x)	2001, 2003, and 2004
Most Chances Offered, Season	6392	1975
Fewest Chances Offered, Season	4263	1981
Most Chances Accepted, Season	6255	1975
Fewest Chances Accepted, Season	4176	1981

HISTORY & RECORDS

ASTROS WIN-LOSS RECORDS

Highest Winning Percentage, Season	.630, 1998 (102-60)
Lowest Winning Percentage, Season	.398, 1975 (64-97)
Most Wins, Month	22, August 1998 and July 2005 (22-7 in both months)
Most Wins, Season	162, 1998 (102-60)
Most Wins, Season-Home	.55 (2x), 1980 (55-26); 1998 (55-26)
Most Wins, Season-Road	49, 2001 (49-32)
Fewest Wins, Month	4, April 1969 (4-20)
Fewest Wins, Season	.64 (2x), 1962 (64-96); 1975 (64-97)
Fewest Wins, Season-Home	31, 1981 (31-20)
Fewest Wins, Season-Road	22, 1963 (22-59)
Most Consecutive Wins, Season	12, September 3-14, 1999
Most Consecutive Wins, Home	18, August 23-October 3, 2004
Most Consecutive Wins, Road	10, May 7-31, 1989
Most Consecutive Wins, Start of Season	6, April 6-12, 1987
Most Games without Three Consecutive Wins, Start of Season	.99, April 4-July 24, 2000
Most Losses, Month	24, July 1962 (5-24)
Most Losses, Season	97 (3x), 1965 (65-97); 1975 (64-97); 1991 (65-97)
Most Losses, Season-Home	48, 1962 (32-48)
Most Losses, Season-Road	59, 1963 (22-59)
Fewest Losses, Month	5, April 1980 (13-5)
Fewest Losses, Season	49, 1994 (66-49)
Fewest Losses, Season-Home	20, 1981 (31-20)
Fewest Losses, Season-Road	27, 1994 (29-27)
Most Consecutive Losses, Season	11, August 17-28, 1995
Most Consecutive Losses, Home	11, July 23-August 17, 1966
Most Consecutive Losses, Road	13 (2x), April 8-30, 1969 and June 1-29, 1990
Most Consecutive Losses, Start of Season	9, April 5-13, 1983
Most Ties, Season	2, 1962, April 25, 1962 vs. St. Louis (5-5), September 9, 1962 vs. New York (7-7)
Longest Tie Game, Innings	17, April 25, 1962 vs. St. Louis (5-5)
All-Time Ties	5, 1962-08 April 25, 1962 vs. St. Louis, (5-5), 17 Inn.-called due to curfew September 9, 1962 vs. New York, (7-7), 8 Inn.-called due to rain July 16, 1966 at Atlanta, (1-1), 5 Inn.-called due to rain August 25, 1975 at St. Louis, (3-3), 10 Inn. called due to rain June 30, 2005 at Cincinnati (2-2, 7 Inn. called due to rain)
Most Games, Homestand-Start of Season	15, April 7-22, 1992 (9-6) (Ties MLB Record)
Most Games Won, Homestand	10 (3x), May 16-28, 1969 (10-1) July 24-August 5, 1979 (10-3) June 1-11, 1989 (10-1)
Most Games Lost, Homestand	10, July 15-25, 1962 (3-10)
Highest Winning Percentage, Homestand (Min. two teams)	1.000 (9x) August 24-31, 1977, (7-0, vs. Philadelphia 2-0, Montreal 3-0, New York 2-0) June 6-11, 1980, (6-0, vs. San Francisco 3-0, Chicago 3-0) August 19-24, 1980, (6-0, vs. Pittsburgh 3-0, Chicago 3-0) August 28-September 2, 1981, (7-0, vs. Philadelphia 4, New York 3) August 2-5, 1985, (4-0, vs. San Diego 3-0, San Francisco 1-0) April 6-12, 1987, (6-0, vs. Los Angeles 3-0, Montreal 3-0) August 14-20, 1987, (7-0, vs. Atlanta 4-0, St. Louis 3-0) June 3-8, 2003, (6-0, vs. Baltimore 3-0, Tampa Bay 3-0) August 20-25, 2004 (6-0, 3-0 vs. Pittsburgh, 3-0 vs. Cincinnati) September 27-October 3, 2004 (6-0, 3-0 vs. St. Louis, 3-0 vs. Colorado)
Lowest Winning Percentage, Homestand (Min. two teams)	.000, April 5-10, 1983 (0-6 vs. Los Angeles 0-2, Pittsburgh 0-4)
Most Games, Road Trip	26, July 27-August 23, 1992 (12-14)
Most Games Won, Road Trip	12, July 27-August 23, 1992 (12-14)
Most Games Lost, Road Trip	14 (3x), June 12-26, 1963 (2-14), August 29-September 31, 1966 (3-14), July 27-August 23, 1992 (12-14)
Highest Winning Percentage, Road Trip (Min. two teams)	1.000 (5x) April 18-23, 1972 (5-0 at Cincinnati 2-0, San Francisco 3-0) September 16-19, 1985 (4-0 at Atlanta 2-0, Los Angeles 2-0) May 26-31, 1989 (6-0 at Pittsburgh 3-0, St. Louis 3-0) July 18-23, 1997 (5-0 at Montreal 3-0, St. Louis, 2-0) September 3-9, 1999 (7-0 at Montreal 3-0, Philadelphia 4-0)
Lowest Winning Percentage, Road Trip	.000, 6x August 4-13, 1967 (0-10 at Philadelphia 0-3, Cincinnati 0-2, Atlanta 0-5) May 11-18, 1990 (0-5 at Pittsburgh 0-3, St. Louis 0-2) June 15-20, 1990 (0-6 at Cincinnati 0-3, Los Angeles 0-3) September 13-22, 1996 (0-8 at Colorado 0-3, Atlanta 0-2, Florida 0-3) April 22-27, 2005 (0-5, 0-3 at St. Louis, 0-2 at Pittsburgh) May 21-27, 2007 (0-7, 0-3 at San Francisco, 0-4 at Arizona)
Most Wins over One Club, Season	15, 1985 vs. San Francisco (15-3)

HISTORY & RECORDS



Fewest Wins over One Club, Season (Min. two series)	1 (12x)
	1962 vs. Philadelphia (1-17); 1994 vs. Los Angeles (1-8); 1995 vs. Cincinnati (1-12); 1999 vs. Atlanta (1-6); 2000 vs. Arizona (1-6); 2000 vs. San Francisco (1-8); 2001 vs. San Francisco (1-5); 2003 vs. Arizona (1-5); 2003 vs. Atlanta (1-5); 2004 vs. Los Angeles (1-5); 2005 vs. Atlanta (1-5); 2006 vs. San Francisco (1-5)
Most Shutout Wins over One Club, Season	7, 1978 vs. Atlanta
Most Consecutive Wins over One Club, Season	11, 1980 vs. Chicago (11-1)
Most Losses to One Club, Season	17, 1962 vs. Philadelphia (1-17)
Fewest Losses to One Club, Season (Min. two series)	0 (3x), 2001 vs. Montreal (6-0), 2004 vs. Philadelphia (6-0); 2005 vs. Philadelphia (6-0)
Most Shutout Losses to One Club, Season	5 (6x), 1962 vs. Cincinnati; 1963 vs. Cincinnati; 1984 vs. San Diego; 1990 vs. San Diego; 1992 vs. Atlanta
Most Consecutive Losses to One Club, Season	11, 1978 vs. Philadelphia (1-17)
Most Consecutive Losses in One Stadium, One or More Seasons	12, April 13 to May 5, 1963 (1st game) vs. Philadelphia (Connie Mack Stadium)
Most Doubleheaders, Season	21, 1962 (5-7-9)
Fewest Doubleheaders, Season	0 (7x), 1991, 1994, 1997, 2002, 2003, 2007, 2008
Most Doubleheaders Won, Season	6, 1976 (6-2-8)
Fewest Doubleheaders Won, Season	0, 1975 (0-3-4) (Out of most possible wins-7)
Most Doubleheaders Lost, Season	8, 1978 (2-8-3)
Fewest Doubleheaders Lost, Season	0, 1984, 0-0-0 (Out of most possible losses-4)
Most Doubleheaders Split, Season	9 (2x), 1962 (5-7-9) and 1965 (2-3-9)
Fewest Doubleheaders Split, Season (Out of most possible splits-2)	0 (2x), 1993 (1-1-0) and 1995 (2-0-0)
Most Day Games Won, Season	35, 2002 (35-26)
Fewest Day Games Won, Season	11, 1978 (11-33)
Most Day Games Lost, Season	39, 1968 (20-39)
Fewest Day Games Lost, Season	13, 1985 (23-13)
Most Night Games Won, Season	134, 1984 (68-66) (Ties MLB record)
Fewest Night Games Won, Season	71 (2x), 1958 (71-40) and 1993 (71-46)
Most Night Games Lost, Season	40 (2x), 1962 (40-63) and 1965 (40-60)
Fewest Night Games Lost, Season	26, 1975 (43-76)
Most Extra-Inning Games Won, Season	3, 2003 (3-8) and 2004 (3-7)
Fewest Extra-Inning Games Won, Season	16, 1965 (6-16)
Most Extra-Inning Games Lost, Season	27, 1990 (14-13) (Ties NL Record)
Fewest Extra-Inning Games Lost, Season	8, 1994 (4-4), 2005 (4-4) and 2008 (5-3)
Most Consecutive Extra-Inning Games, Season	3 (several times, last July 31 August 2, 2001 (2-1))
Most Consecutive Extra-Inning Games vs. One Club, Season	4, May 2, July 31 August 2, 2001 vs. New York (3-1) (Ties MLB Record) (Note: Houston played four consecutive extra-inning postseason games vs. Philadelphia in the 1980 NLCS, October 8-12)
Most Extra-Inning Games Won, Season	16, 1992 (16-5)
Fewest Extra-Inning Games Won, Season	3, 2003 (3-8) and 2004 (3-7)
Most Extra-Inning Games Lost, Season	16, 1965 (6-16)
Fewest Extra-Inning Games Lost, Season	3, 2008 (5-3)
Most Shutout Games, Season	39, 1963 (16-23)
Fewest Shutout Games, Season	5, 2000 (2-3) (Ties MLB Record)
Most Shutout Games Won, Season	19 (3x), 1979 (19-15), 1981 (19-9), and 1986 (19-6)
Fewest Shutout Games Won, Season	2, 2000 (2-3)
Most Shutout Games Lost, Season	23, 1963 (16-23)
Fewest Shutout Games Lost, Season	3 (3x), 2000 (2-3), 2001 (6-3), 2004 (13-3)
Most One-Run Games, Season	75, 1971 (32-43) (MLB Record)
Fewest One-Run Games, Season	30, 1994 (13-17)
Most Consecutive One-Run Games, Season	7 (2x), April 23-30, 1971 (2-5) and May 12, 19, 1984 (2-5)
Most One-Run Games Won, Season	39, 1979 (39-27)
Fewest One-Run Games Won, Season	13, 1994 (13-17)
Most One-Run Games Lost, Season	43, 1971 (32-43) (NL Record)
Fewest One-Run Games Lost, Season	17, 1974 (13-17)
Most 1-0 Games, Season	11, 1976 (9-2)
Fewest 1-0 Games, Season	0 (3x), 1970, 1999 and 2008
Most 1-0 Games Won, Season	9, 1976 (9-2)
Fewest 1-0 Games Won, Season	0 (7x), 1969 (0-6), 1970 (0-0), 1975 (0-3), 1999 (0-0), 2000 (0-1), 2003 (0-1) and 2008 (0-0)
Most 1-0 Games Lost, Season	6 (twice), 1964 (4-6) and 1969 (0-6)
Fewest 1-0 Games Lost, Season	0 (8x), 1970 (0-0), 1997 (2-0), 1998 (2-0), 1999 (0-0), 2001 (1-0), 2002 (1-0), 2007 (1-0), 2008 (0-0)
Longest 1-0 Game Won, Innings	24, April 15, 1968 vs. New York Mets (MLB Record-Longest 1-0 night game)
Longest 1-0 Game Lost, Innings	16, May 31, 2003 at Chicago
Largest Margin of Victory	17, September 20, 2007 at St. Louis (W, 18-1)
Home	16, April 29, 1974 vs. Chicago (W, 18-2)
Road	17, September 20, 2007 at St. Louis (W, 18-1)
Largest Margin of Victory, Shutout Game	15, April 26, 1998 at Montreal (W, 15-0)
Largest Margin of Defeat	16 (17x)
Home	16, August 30, 1999 vs. New York (L, 17-1)
Road	16 (3x), Sept. 10, 1963 at Philadelphia (L, 16-0); June 17, 1979 at Montreal (L, 19-3); August 3, 1989 at Cincinnati (L, 18-2)
Largest Margin of Defeat, Shutout Game	16, September 10, 1963 at Philadelphia (L, 16-0)
Largest Comeback to Win - Home	11, July 18, 1994 vs. St. Louis (Trailing 11-0 after 3rd inn., W 15-12) (Ties NL Record for largest comeback)
Largest Comeback to Win - Road	7 (2x), Sept. 4, 1990 at Los Angeles (Trailing 7-0 after 2th inn., W 10-8) August 13, 1991 at San Diego (Trailing 9-2 after 4th inn., W 12-9)
Largest Ninth-Inning Lead Lost to Lose	7, May 22, 2000 at Milwaukee (Led 9-2, L 10-9 in 10 inn.)

HISTORY & RECORDS

HISTORY & RECORDS

ASTROS ALL-TIME TOP 10 BATTING CHARTS - SEASON

Single-Season Games

162	Enos Cabell	1978
162	Bil Doran	1987
162	Jeff Bagwell	1992
162	Craig Biggio	1992
162	Steve Finley	1992
162	Jeff Bagwell	1996
162	Craig Biggio	1996
162	Jeff Bagwell	1997
162	Craig Biggio	1997
162	Jeff Bagwell	1999
162	Carlos Lee	2007

Single-Season At-Bats

660	Enos Cabell	1978
646	Craig Biggio	1998
641	Roger Metzger	1972
639	Craig Biggio	1999
633	Craig Biggio	2004
632	Miguel Tejada	2008
630	Derek Bell	1998
628	Craig Biggio	2003
627	Derek Bell	1996
627	Carlos Lee	2007

Single-Season Runs Scored

152	Jeff Bagwell	2000
146	Craig Biggio	1997
143	Jeff Bagwell	1999
126	Jeff Bagwell	2001
124	Jeff Bagwell	1998
123	Craig Biggio	1995
123	Craig Biggio	1998
123	Craig Biggio	1999
118	Richard Hidalgo	2000
118	Craig Biggio	2001

Single-Season Hits

210	Craig Biggio	1998
198	Derek Bell	1998
195	Enos Cabell	1978
191	Craig Biggio	1997
191	Lance Berkman	2001
190	Carlos Lee	2007
189	Jose Cruz	1983
188	Craig Biggio	1999
187	Jose Cruz	1984
185	Greg Gross	1974
185	Jose Cruz	1980

Single-Season Doubles

56	Craig Biggio	1999
55	Lance Berkman	2001
51	Craig Biggio	1998
48	Jeff Bagwell	1996
47	Craig Biggio	2004
46	Lance Berkman	2008
44	Craig Biggio	2003
44	Rusty Staub	1967
44	Craig Biggio	1994
43	Jeff Bagwell	2001
43	Richard Hidalgo	2003
43	Carlos Lee	2007

Single-Season Triples

14	Roger Metzger	1973
13	Jose Cruz	1984
13	Steve Finley	1992
13	Steve Finley	1993
12	Joe Morgan	1965
12	Craig Reynolds	1981
11	Joe Morgan	1967
11	Roger Metzger	1971
11	Joe Morgan	1971
11	Omar Moreno	1983
11	Bill Doran	1984
11	Craig Reynolds	1984

Single-Season Home Runs

47	Jeff Bagwell	2000
45	Lance Berkman	2006
44	Richard Hidalgo	2000
43	Jeff Bagwell	1997
42	Jeff Bagwell	1999
42	Lance Berkman	2002
39	Jeff Bagwell	1994
39	Jeff Bagwell	2001
39	Jeff Bagwell	2003
38	Moises Alou	1998

Single-Season Runs Batted In

136	Lance Berkman	2006
135	Jeff Bagwell	1997
132	Jeff Bagwell	2000
130	Jeff Bagwell	2001
128	Lance Berkman	2002
126	Jeff Bagwell	1999
126	Lance Berkman	2001
124	Moises Alou	1998
122	Richard Hidalgo	2000
120	Jeff Bagwell	1996

Single-Season Extra-Base Hits

94	Lance Berkman	2001
89	Richard Hidalgo	2000
86	Jeff Bagwell	2001
85	Jeff Bagwell	1997
85	Jeff Bagwell	2000
81	Jeff Bagwell	1996
79	Lance Berkman	2002
79	Lance Berkman	2008
77	Moises Alou	1998
77	Jeff Bagwell	1999

Single-Season Batting Average

.368	Jeff Bagwell	1994
.355	Moises Alou	2000
.334	Derek Bell	1995
.333	Rusty Staub	1967
.331	Moises Alou	2001
.331	Lance Berkman	2001
.325	Craig Biggio	1998
.325	Carl Everett	1999
.324	Bob Watson	1975
.320	Cesar Cedeno	1972
.320	Cesar Cedeno	1973
.320	Jeff Bagwell	1993

Single-Season Stolen Bases

65	Gerald Young	1988
64	Eric Yelding	1990
61	Cesar Cedeno	1977
58	Cesar Cedeno	1976
57	Cesar Cedeno	1974
56	Cesar Cedeno	1973
55	Cesar Cedeno	1972
53	Billy Hatcher	1987
50	Cesar Cedeno	1975
50	Craig Biggio	1998

Single-Season Walks

149	Jeff Bagwell	1999
148	Jimmy Wynn	1969
135	Jeff Bagwell	1996
127	Jeff Bagwell	1997
127	Lance Berkman	2004
110	Joe Morgan	1969
109	Jeff Bagwell	1998
107	Jeff Bagwell	2000
107	Lance Berkman	2002
107	Lance Berkman	2003

Single-Season Strikeouts

145	Lee May	1972
142	Jimmy Wynn	1969
137	Jimmy Wynn	1967
135	Jeff Bagwell	2001
131	Jimmy Wynn	1968
131	Doug Rader	1974
131	Jeff Bagwell	2004
130	Jeff Bagwell	2002
129	Derek Bell	1999
128	Howie Goss	1963

Single-Season Total Bases

363	Jeff Bagwell	2000
358	Lance Berkman	2001
355	Richard Hidalgo	2000
341	Jeff Bagwell	2001
340	Moises Alou	1998
335	Jeff Bagwell	1997
334	Lance Berkman	2002
333	Lance Berkman	2006
332	Jeff Bagwell	1999
331	Carlos Lee	2007

Single-Season Slugging

.750	Jeff Bagwell	1994
.636	Richard Hidalgo	2000
.623	Moises Alou	2000
.621	Lance Berkman	2006
.620	Lance Berkman	2001
.615	Jeff Bagwell	2000
.592	Jeff Bagwell	1997
.591	Jeff Bagwell	1999
.582	Moises Alou	1998
.578	Lance Berkman	2002

Note: Based on 3.1 plate appearances times number of games played by team.



ASTROS ALL-TIME TOP 10 BATTING CHARTS: CAREER

Career Games

2850	..	Craig Biggio	1988-07
2150	..	Jeff Bagwell	1991-06
1870	..	Jose Cruz	1975-87
1516	..	Terry Puhl	1977-90
1512	..	Cesar Cedeno	1970-81
1426	..	Jimmy Wynn	1963-73
1381	..	Bob Watson	1966-79
1371	..	Lance Berkman	1997-08
1259	..	Brad Ausmus	1997-98; 01-08
1178	..	Doug Rader	1967-75

Career At-Bats

10876	..	Craig Biggio	1988-07
7797	..	Jeff Bagwell	1991-06
6629	..	Jose Cruz	1975-87
5732	..	Cesar Cedeno	1970-81
5063	..	Jimmy Wynn	1963-73
4883	..	Bob Watson	1966-79
4837	..	Terry Puhl	1977-90
4802	..	Lance Berkman	1999-08
4264	..	Bill Doran	1982-90
4232	..	Doug Rader	1967-75

Career Runs Scored

1844	..	Craig Biggio	1988-07
1517	..	Jeff Bagwell	1991-06
896	..	Lance Berkman	1999-08
890	..	Cesar Cedeno	1970-81
871	..	Jose Cruz	1975-87
829	..	Jimmy Wynn	1963-73
676	..	Terry Puhl	1977-90
640	..	Bob Watson	1966-79
611	..	Bill Doran	1982-90
597	..	Joe Morgan	1963-71, 80

Career Hits

3060	..	Craig Biggio	1988-07
2314	..	Jeff Bagwell	1991-05
1937	..	Jose Cruz	1975-87
1659	..	Cesar Cedeno	1970-81
1449	..	Lance Berkman	1999-08
1448	..	Bob Watson	1966-79
1357	..	Terry Puhl	1977-90
1291	..	Jimmy Wynn	1963-73
1139	..	Bill Doran	1982-90
1124	..	Enos Cabell	1975-80, 84-85

Career Doubles

668	..	Craig Biggio	1988-07
488	..	Jeff Bagwell	1991-06
343	..	Cesar Cedeno	1970-81
335	..	Jose Cruz	1975-87
328	..	Lance Berkman	1999-08
241	..	Bob Watson	1966-79
228	..	Jimmy Wynn	1963-73
226	..	Terry Puhl	1977-90
204	..	Ken Caminiti	1987-94, 99-00
197	..	Doug Rader	1967-75

Career Triples

80	..	Jose Cruz	1975-87
63	..	Joe Morgan	1963-71, 80
52	..	Roger Metzger	1971-78
66	..	Terry Puhl	1977-90
55	..	Craig Biggio	1988-07
55	..	Cesar Cedeno	1970-81
55	..	Craig Reynolds	1979-89
45	..	Enos Cabell	1975-80, 84-85
41	..	Steve Finley	1991-94
35	..	Bill Doran	1982-90

Career Home Runs

449	..	Jeff Bagwell	1991-06
291	..	Craig Biggio	1988-07
288	..	Lance Berkman	1999-08
223	..	Jimmy Wynn	1963-73
166	..	Glenn Davis	1984-90
163	..	Cesar Cedeno	1970-81
139	..	Bob Watson	1966-79
138	..	Jose Cruz	1975-87
134	..	Richard Hidalgo	1997-04
128	..	Doug Rader	1967-75

Career Runs Batted In

1529	..	Jeff Bagwell	1991-06
1175	..	Craig Biggio	1988-07
961	..	Lance Berkman	1999-08
942	..	Jose Cruz	1975-87
782	..	Bob Watson	1966-79
778	..	Cesar Cedeno	1970-81
719	..	Jimmy Wynn	1963-73
600	..	Doug Rader	1967-75
546	..	Ken Caminiti	1987-94, 99-00
518	..	Glenn Davis	1984-90

Career Extra-Base Hits

1014	..	Craig Biggio	1988-07
969	..	Jeff Bagwell	1991-06
640	..	Lance Berkman	1999-08
561	..	Cesar Cedeno	1970-81
553	..	Jose Cruz	1975-87
483	..	Jimmy Wynn	1963-73
410	..	Bob Watson	1966-79
355	..	Doug Rader	1967-75
344	..	Terry Puhl	1977-90
343	..	Richard Hidalgo	1997-04

Career Bating Average

302	..	Lance Berkman	1999-08
297	..	Jeff Bagwell	1991-06
297	..	Bob Watson	1966-79
292	..	Jose Cruz	1975-87
289	..	Cesar Cedeno	1970-81
281	..	Craig Biggio	1988-07
281	..	Enos Cabell	1975-80, 84-85
281	..	Terry Puhl	1977-90
278	..	Richard Hidalgo	1997-04
278	..	Kevin Bass	1982-94

Career Stolen Bases

487	..	Cesar Cedeno	1970-81
414	..	Craig Biggio	1988-07
288	..	Jose Cruz	1975-87
219	..	Joe Morgan	1963-71, 80
217	..	Terry Puhl	1977-90
202	..	Jeff Bagwell	1991-06
191	..	Enos Cabell	1975-80, 84-85
191	..	Bill Doran	1982-90
180	..	Jimmy Wynn	1963-73
153	..	Gerald Young	1987-92

Career Walks

1401	..	Jeff Bagwell	1991-06
1160	..	Craig Biggio	1988-07
893	..	Lance Berkman	1999-08
847	..	Jimmy Wynn	1963-73
730	..	Jose Cruz	1975-87
678	..	Joe Morgan	1963-71, 80
585	..	Bill Doran	1982-90
534	..	Cesar Cedeno	1970-81
508	..	Bob Watson	1966-79
502	..	Terry Puhl	1977-90

Career Strikeouts

1753	..	Craig Biggio	1988-07
1558	..	Jeff Bagwell	1991-06
1088	..	Jimmy Wynn	1963-73
953	..	Lance Berkman	1999-08
848	..	Doug Rader	1967-75
841	..	Jose Cruz	1975-87
735	..	Cesar Cedeno	1970-81
659	..	Ken Caminiti	1987-94, 99-00
635	..	Bob Watson	1966-79
629	..	Brad Ausmus	1997-98; 01-08

Career Total Bases

4711	..	Craig Biggio	1988-07
4213	..	Jeff Bagwell	1991-06
2846	..	Jose Cruz	1975-87
2689	..	Lance Berkman	1999-08
2601	..	Cesar Cedeno	1970-81
2252	..	Jimmy Wynn	1963-73
2166	..	Bob Watson	1966-79
1881	..	Terry Puhl	1977-90
1701	..	Doug Rader	1967-75
1596	..	Bill Doran	1982-90

Career Slugging

560	..	Lance Berkman	1999-08
540	..	Jeff Bagwell	1991-06
501	..	Richard Hidalgo	1997-04
483	..	Glenn Davis	1984-90
454	..	Cesar Cedeno	1970-81
445	..	Jimmy Wynn	1963-73
444	..	Bob Watson	1966-79
433	..	Craig Biggio	1988-07
429	..	Jose Cruz	1975-87
423	..	Kevin Bass	1982-94

Note: Minimum 3,000 plate appearances.

HISTORY & RECORDS

ASTROS ALL-TIME TOP 10 PITCHING CHARTS: SEASON

Single-Season Appearances

83	Octavio Dotel	2002
82	*Juan Agosto	1990
81	Chad Qualls	2006
81	Joe Boever	1992
80	Brad Lidge	2004
80	Doug Jones	1992
79	Chad Qualls	2007
78	Brad Lidge	2006
78	Brad Lidge	2003
78	Ricky Stone	2002
78	*Billy Wagner	2003

Single-Season Games Started

40	*Jerry Reuss	1973
39	J.R. Richard	1976
38	Joe Niekro	1979
38	J.R. Richard	1979
38	Joe Niekro	1983
38	Joe Niekro	1984
38	*Bob Knepper	1986
37	Larry Dierker	1969
37	*Denny Lemaster	1969
37	*Bob Knepper	1985
37	Mike Scott	1986

Single-Season Complete Games

20	Larry Dierker	1969
19	J.R. Richard	1979
18	Don Wilson	1971
17	Larry Dierker	1970
16	*Mike Cuellar	1967
16	J.R. Richard	1978
16	Joe Niekro	1982
14	Larry Dierker	1975
14	J.R. Richard	1976
13	Don Wilson	1969
13	Don Wilson	1972
13	J.R. Richard	1977

Single-Season Innings Pitched

305.1	Larry Dierker	1969
292.1	J.R. Richard	1979
291.0	J.R. Richard	1976
279.1	*Jerry Reuss	1973
275.1	J.R. Richard	1978
275.1	Mike Scott	1986
270.0	Joe Niekro	1982
269.2	Larry Dierker	1970
268.0	Don Wilson	1971
267.0	J.R. Richard	1977

Single-Season Victories

22	*Mike Hampton	1999
21	Joe Niekro	1979
21	Jose Lima	1999
20	Larry Dierker	1969
20	J.R. Richard	1976
20	Joe Niekro	1980
20	Mike Scott	1989
20	Roy Oswalt	2004
20	Roy Oswalt	2005
19	Darryl Kile	1997
19	Roy Oswalt	2002
19	Shane Reynolds	1998

Single-Season Defeats

20	Turk Farrell	1962
18	Bob Bruce	1965
18	Doug Drabek	1993
17	Ken Johnson	1963
17	*Denny Lemaster	1969
17	*Bob Knepper	1987
16	Accomplished 10 times	

Single-Season Walks

151	J.R. Richard	1976
141	J.R. Richard	1978
138	J.R. Richard	1975
117	*Jerry Reuss	1973
109	Nolan Ryan	1982
107	Joe Niekro	1979
104	J.R. Richard	1977
101	Joe Niekro	1983
101	Nolan Ryan	1983
101	Mike Hampton	1999

Single-Season Strikeouts

313	J.R. Richard	1979
306	Mike Scott	1986
303	J.R. Richard	1978
270	Nolan Ryan	1987
245	Nolan Ryan	1982
235	Don Wilson	1969
233	Mike Scott	1987
232	Larry Dierker	1969
228	Nolan Ryan	1988
219	Darryl Kile	1996

Single-Season Hits

271	*Jerry Reuss	1973
268	Joe Niekro	1980
264	*Dave A. Roberts	1973
263	Larry Dierker	1970
257	Shane Reynolds	1998
256	Jose Lima	1999
253	*Bob Knepper	1985
251	Jose Lima	2000
250	Shane Reynolds	1999
247	Chris Holt	2000

Single-Season Runs

152	Jose Lima	2000
131	Chris Holt	2000
124	Larry Dierker	1970
123	*Jerry Reuss	1973
119	Don Wilson	1969
119	Joe Niekro	1980
119	*Bob Knepper	1985
118	*Bob Knepper	1987
117	Scott Elarton	2000
115	Joe Niekro	1983

Single-Season Earned Runs

145	Jose Lima	2000
123	Chris Holt	2000
116	Larry Dierker	1970
116	*Jerry Reuss	1973
112	Brandon Backe	2008
110	Woody Williams	2007
104	*Bob Knepper	1987
103	Dave Gusti	1967
103	Larry Dierker	1975
103	Scott Elarton	2000

Single-Season Home Runs

48	Jose Lima	2000
36	Brandon Backe	2008
35	Woody Williams	2007
34	Jose Lima	1998
31	Wade Miller	2001
31	Larry Dierker	1970
30	Jose Lima	1999
29	Scott Elarton	2000
27	*Andy Pettitte	2006
27	Mike Scott	1990

Single-Season Shutouts

6	*Dave A. Roberts	1973
5	Larry Dierker	1972
5	Joe Niekro	1979
5	*Bob Knepper	1981
5	Joe Niekro	1982
5	Mike Scott	1986
5	*Bob Knepper	1986
5	Mike Scott	1988
4	Accomplished 11 times	

Single-Season Saves

44	Jose Valverde	2008
44	*Billy Wagner	2003
42	Brad Lidge	2005
39	*Billy Wagner	1999
39	*Billy Wagner	2001
36	Doug Jones	1992
35	*Billy Wagner	2002
33	Dave Smith	1986
32	Brad Lidge	2006
30	*Billy Wagner	1998

Single-Season Earned Run Average

1.69	Nolan Ryan	1981
1.87	Roger Clemens	2005
2.18	*Bob Knepper	1981
2.21	Danny Darwin	1990
2.22	*Mike Cuellar	1966
2.22	Mike Scott	1986
2.33	Larry Dierker	1969
2.39	*Andy Pettitte	2005
2.45	Don Wilson	1971
2.47	Joe Niekro	1982

* denotes left hander

Note: ERA based on one inning pitched times number of games played by club.



ASTROS ALL-TIME TOP 10 PITCHING CHARTS: CAREER

Career Appearances

563...	Dave Smith	1980-90
464...	*Billy Wagner	1995-03
421...	Ken Forsch	1970-80
397...	Joe Niekro	1975-85
378...	Brad Lidge	2002-07
353...	*Joe Sambito	1976-82,84
345...	Larry Dierker	1964-76
302...	Octavio Dotel	2000-04
284...	*Bob Knepper	1981-89
282...	Nolan Ryan	1980-88

Career Games Started

320...	Larry Dierker	1964-76
301...	Joe Niekro	1975-85
282...	Nolan Ryan	1980-88
267...	*Bob Knepper	1981-89
259...	Mike Scott	1983-91
248...	Shane Reynolds	1992-02
245...	Don Wilson	1966-74
241...	Roy Oswalt	2001-08
221...	J.R. Richard	1971-81
182...	Darryl Kile	1991-97

Career Complete Games

106...	Larry Dierker	1964-76
82...	Joe Niekro	1975-85
78...	Don Wilson	1966-74
76...	J.R. Richard	1971-81
42...	Mike Scott	1983-91
41...	Turk Farrell	1962-67
41...	*Bob Knepper	1981-89
38...	*Mike Cuellar	1965-68
38...	Nolan Ryan	1980-88
36...	Ken Forsch	1970-80

Career Innings Pitched

2294.1	Larry Dierker	1964-76
2270.0	Joe Niekro	1975-85
1854.2	Nolan Ryan	1980-88
1748.1	Don Wilson	1966-74
1738.0	*Bob Knepper	1981-89
1704.0	Mike Scott	1983-91
1622.1	Shane Reynolds	1992-02
1622.0	Roy Oswalt	2001-08
1606.0	J.R. Richard	1971-81
1493.2	Ken Forsch	1970-80

Career Victories

144	Joe Niekro	1975-85
137	Larry Dierker	1964-76
129	Roy Oswalt	2001-08
120	Mike Scott	1983-91
107	J.R. Richard	1971-81
106	Nolan Ryan	1980-88
104	Don Wilson	1966-74
103	Shane Reynolds	1992-02
93	*Bob Knepper	1981-89
78	Ken Forsch	1970-80

Career Outs

117...	Larry Dierker	1964-76
116...	Joe Niekro	1975-85
100...	*Bob Knepper	1981-89
94...	Nolan Ryan	1980-88
92...	Don Wilson	1966-74
86...	Shane Reynolds	1992-02
81...	Ken Forsch	1970-80
81...	Mike Scott	1983-91
71...	J.R. Richard	1971-81
65...	Darryl Kile	1991-97

Career Walks

818...	Joe Niekro	1975-85
796...	Nolan Ryan	1980-88
770...	J.R. Richard	1971-81
695...	Larry Dierker	1964-76
640...	Don Wilson	1966-74
562...	Darryl Kile	1991-97
521...	*Bob Knepper	1981-89
505...	Mike Scott	1983-91
441...	Tom Griffin	1969-76
428...	Ken Forsch	1970-80

Career Strikeouts

1866	Nolan Ryan	1980-88
1493	J.R. Richard	1971-81
1487	Larry Dierker	1964-76
1335	Roy Oswalt	2001-08
1318	Mike Scott	1983-91
1309	Shane Reynolds	1992-02
1283	Don Wilson	1966-74
1178	Joe Niekro	1975-85
973	Darryl Kile	1991-97
946	*Bob Knepper	1981-89

Career Hits

2090	Larry Dierker	1964-76
2052	Joe Niekro	1975-85
1748	*Bob Knepper	1981-89
1738	Shane Reynolds	1992-02
1573	Roy Oswalt	2001-08
1479	Don Wilson	1966-74
1444	Mike Scott	1983-91
1441	Nolan Ryan	1980-88
1439	Ken Forsch	1970-80
1227	J.R. Richard	1971-81

Career Runs

934...	Joe Niekro	1975-85
927...	Larry Dierker	1964-76
812...	*Bob Knepper	1981-89
785...	Shane Reynolds	1992-02
739...	Nolan Ryan	1980-88
698...	Don Wilson	1966-74
694...	Mike Scott	1983-91
625...	J.R. Richard	1971-81
612...	Roy Oswalt	2001-08
587...	Ken Forsch	1970-80

Career Earned Runs

837...	Larry Dierker	1964-76
811...	Joe Niekro	1975-85
712...	Shane Reynolds	1992-02
706...	*Bob Knepper	1981-89
645...	Nolan Ryan	1980-88
625...	Mike Scott	1983-91
611	Don Wilson	1966-74
564...	Roy Oswalt	2001-08
562...	J.R. Richard	1971-81
528...	Ken Forsch	1970-80

Career Home Runs

177...	Larry Dierker	1964-76
171...	Shane Reynolds	1992-02
148...	*Bob Knepper	1981-89
144...	Mike Scott	1983-91
139...	Joe Niekro	1975-85
135...	Roy Oswalt	2001-08
133...	Jose Lima	1997-00
119...	Don Wilson	1966-74
113...	*Jim Deshaies	1985-91
111...	Nolan Ryan	1980-88

Career Shutouts

25	Larry Dierker	1964-76
21	Joe Niekro	1975-85
21	Mike Scott	1983-91
20	Don Wilson	1966-74
19	J.R. Richard	1971-81
18	*Bob Knepper	1981-89
13	Nolan Ryan	1980-88
11	*Dave A. Roberts	1972-75
9	Tom Griffin	1969-76
9	Ken Forsch	1970-80

Career Saves

225...	*Billy Wagner	1995-03
199	Dave Smith	1980-90
123	Brad Lidge	2002-07
76	Fred Gladding	1968-73
72	*Joe Sambito	1976-82,84
62	Doug Jones	1992-93
50	Ken Forsch	1970-80
44	Jose Valverde	2008
43	*Frank DiPino	1980-86
42	Octavio Dotel	2000-04

Career Earned Run Average

2.40	Roger Clemens	2004-06
2.42	*Joe Sambito	1976-82,84
2.53	*Billy Wagner	1995-03
2.53	Dave Smith	1980-90
2.57	Larry Anderson	1986-90
2.74	*Mike Cuellar	1965-68
3.13	Roy Oswalt	2001-08
3.13	Nolan Ryan	1980-88
3.15	Don Wilson	1966-74
3.15	J.R. Richard	1971-81

Career ERA based on minimum 400 innings pitched.
* denotes left-hander

HISTORY & RECORDS

BATTING LEADERS YEAR-BY-YEAR

	BATTING AVG. ^A	HITS	HOME RUNS	RBI
1962	Mejias286	Mejias162	Mejias24	Mejias76
1963	Spangler281	Warwick134	Bateman10	Bateman59
1964	Aspromonte280	Aspromonte155	Bond20	Bond85
1965	Wynn275	Morgan163	Wynn22	Wynn73
1966	Jackson292	Jackson174	Wynn18	Bateman70
1967	Staub333	Staub182	Wynn37	Wynn107
1968	Staub291	Staub172	Wynn26	Staub72
1969	Menke269	Menke149	Wynn33	Menke90
1970	Menke304	Menke171	Wynn27	Menke92
1971	Cedeno264	Cedeno161	Morgan13	Cedeno81
1972	Cedeno320	Cedeno179	May29	May98
1973	Cedeno320	Watson179	May28	May105
1974	Gross314	Gross185	Cedeno26	Cedeno102
1975	Watson324	Watson157	Johnson20	Watson85
1976	Watson313	Watson183	Cedeno18	Watson102
1977	Cruz299	Cabell176	Watson22	Watson110
1978	Cruz315	Cabell195	Watson14	Cruz83
1979	Cruz289	Puhl172	Cruz9	Cruz72
1980	Cedeno309	Cruz185	Puhl13	Cruz91
1981	Howe296	Cruz109	Cruz13	Cruz55
1982	Knight294	Knight179	Garner13	Garner83
1983	Cruz318	Cruz189	Thon20	Cruz92
1984	Cruz312	Cruz187	Cruz12	Cruz95
1985	Cruz300	Doran166	Davis20	Cruz79
1986	Bass311	Bass184	Davis31	Davis101
1987	Hatcher296	Doran177	Davis27	Davis93
1988	Ramirez276	Ramirez156	Davis30	Davis99
1989	Davis269	Davis156	Davis34	Davis89
1990	Biggio276	Biggio153	Stubbs23	Stubbs71
1991	Biggio295	Finley170	Bagwell15	Bagwell82
1992	Caminiti294	Finley177	Anthony19	Bagwell96
1993	Bagwell320	Biggio175	Biggio21	Bagwell88
1994	Bagwell368*	Bagwell147	Bagwell39	Bagwell116
1995	Bell334	Biggio167	Biggio22	Bagwell87
1996	Bagwell315	Bagwell179	Bagwell31	Bagwell120
1997	Biggio309	Biggio191	Bagwell43	Bagwell135
1998	Biggio325	Biggio210*	Alou38	Alou124
1999	Everett325	Biggio188	Bagwell42	Bagwell126
2000	Alou355	Bagwell183	Bagwell47*	Bagwell132
2001	Alou331	Berkman191	Bagwell39	Bagwell130
	Berkman331			
2002	Berkman292	Berkman169	Berkman42	Berkman128
2003	Hidalgo309	Bagwell168	Bagwell39	Bagwell100
2004	Berkman316	Biggio178	Berkman30	Kent107
2005	Berkman293	Taveras172	Ensberg36	Ensberg101
2006	Berkman315	Berkman169	Berkman45	Berkman136*
2007	Lee303	Lee190	Berkman34	Lee119
2008	Berkman312	Tejada179	Berkman29	Berkman106

*denotes club record, ^-qualifying players only

DECADES OF IMPROVEMENT

Houston improved its record in each of the first four decades the club was in the National League. The Astros were 555-739 (429) in the 1960s, 793-817 (493) in the 1970s, 819-750 (522) in the 1980s, and 813-742 in the 1990's (523). Houston is 758-699 (520) since the beginning of 2000. Only four National League teams have fared better since the turn of the 21st century.

HISTORY & RECORDS



PITCHING LEADERS YEAR-BY-YEAR

	WINS	LOSSES	INNINGS PITCHED	ERA [▲]
1962	Farrell 10 Bruce 10	Farrell 20 ^F	Farrell 241.2	Farrell 3.01
1963	Farrell 14	Johnson 17	Johnson 223.2	Johnson 2.65
1964	Bruce 15	Johnson 16	Johnson 218.0	Bruce 2.76
1965	Farrell 11	Bruce 18	Bruce 229.2	Farrell 3.50
1966	Giusti 15	Giusti 14	Cuellar 227.1	Cuellar 2.22
1967	Cuellar 16	Giusti 15	Cuellar 246.1	Wilson 2.79
1968	Wilson 13	Wilson 16	Giusti 251.0	Cuellar 2.74
1969	Dierker 20	Lemaster 17	Dierker 305.1 [*]	Dierker 2.33
1970	Dierker 16	Griffin 13	Dierker 269.2	Dierker 3.87
1971	Wilson 16	Billingham 16	Wilson 268.0	Wilson 2.45
1972	Dierker 15 Wilson 15	Reuss 13	Wilson 228.1	Wilson 2.68
1973	Roberts 17	Wilson 16	Reuss 279.1	Roberts 2.85
1974	Griffin 14	Wilson 13	Dierker 223.2	Dierker 2.90
1975	Dierker 14	Dierker 16	Dierker 232.0	Dierker 4.00
1976	Richard 20	Richard 15	Richard 291.0	Richard 2.75
1977	Richard 18	Lemongello 14	Richard 276.0	Richard 2.97
1978	Richard 18	Lemongello 14 Niekro 14	Richard 275.1	Richard 3.11
1979	Niekro 21	Richard 13	Richard 292.1	Richard 2.71
1980	Niekro 20	Forsch 13	Niekro 256.0	Forsch 3.20
1981	Ryan 11 Sutton 11	Niekro 9 Sutton 9	Niekro 166.0	Ryan 1.69 [*]
1982	Niekro 17	Knepper 15	Niekro 270.0	Niekro 2.47
1983	Niekro 15	Niekro 14	Niekro 263.2	Ryan 2.98
1984	Niekro 16	Niekro 12	Niekro 248.1	Niekro 3.04 Ryan 3.04
1985	Scott 18	Knepper 13	Knepper 241.0	Scott 3.29
1986	Scott 18	Knepper 12	Scott 275.1	Scott 2.22
1987	Scott 16	Knepper 17	Scott 247.2	Ryan 2.76
1988	Scott 14 Knepper 14	Deshaies 14	Ryan 220.0	Scott 2.92
1989	Scott 20	Clancy 14	Scott 229.0	Deshaies 2.91
1990	Darwin 11 Portugal 11	Gullickson 14	Deshaies 209.1	Darwin 2.21
1991	Harnisch 12	Deshaies 12 Portugal 12	Harnisch 216.2	Harnisch 2.70
1992	D. Jones 11	Harnisch 10 Kile 10	Harnisch 206.2	Harnisch 3.70
1993	Portugal 18	Drabek 18	Drabek 237.2	Portugal 2.77
1994	Drabek 12	Swindell 9	Drabek 164.2	Drabek 2.84
1995	Drabek 10 Reynolds 10 Swindell 10	Kile 12	Reynolds 189.1	Hampton 3.35
1996	Reynolds 16	Kile 11	Reynolds 239.0	Reynolds 3.65
1997	Kile 19	Holt 12	Kile 255.2	Kile 2.57
1998	Reynolds 19	Bergman 9	Lima 233.1 Reynolds 233.1	Hampton 3.36
1999	Hampton 22 [*]	Reynolds 14	Lima 246.1	Hampton 2.90
2000	Elarton 17	Holt 16 Lima 16	Holt 207.0	Elarton 4.81
2001	Miller 16	Reynolds 11	Miller 212.0	Miller 3.40
2002	Oswalt 19	Mlicki 10	Oswalt 233.0	Oswalt 3.01
2003	Robertson 15	Redding 14	Miller 187.0	Redding 3.68
2004	Oswalt 20	Oswalt 10	Oswalt 234.0	Clemens 2.98
2005	Oswalt 20	Oswalt 12	Oswalt 241.2	Clemens 1.87
2006	Oswalt 15	Pettitte 13	Oswalt 220.2	Oswalt 2.98
2007	Oswalt 14	Williams 15	Oswalt 212.0	Oswalt 3.18
2008	Oswalt 17	Backe 14	Oswalt 208.2	Oswalt 3.54

*denotes club record, ^-qualifying players only

HISTORY & RECORDS

HISTORY & RECORDS

TEAM BATTING YEAR-BY-YEAR

Year	AVG.	AB	R	H	2B	3B	HR	RBI	S-SF	BB-I	SO	SB-CS	E
1962	.248	5558	592	1370	170	47	105	549	75-34	493-37	805	42-30	173
1963	.220	5384	464	1184	170	39	62	420	86-27	456-39	938	39-30	162
1964	.229	5303	495	1214	162	41	70	452	87-39	381-44	872	40-48	149
1965	.237	5483	569	1299	188	42	97	523	57-34	502-46	877	90-37	166
1966	.255	5511	612	1405	203	35	112	570	97-37	491-61	885	90-47	174
1967	.249	5506	626	1372	259	46	93	581	65-43	537-88	934	88-38	159
1968	.231	5336	510	1233	205	28	66	473	97-34	479-81	988	44-51	156
1969	.240	5348	676	1284	208	40	104	618	68-40	699-70	972	101-58	153
1970	.259	5574	744	1446	250	47	129	694	63-43	598-81	911	114-41	140
1971	.240	5492	585	1319	230	52	71	547	65-41	481-40	888	101-51	106
1972	.258	5268	708	1360	233	38	134	661	62-51	525-67	915	109-47	117
1973	.251	5532	681	1391	216	35	134	634	83-36	469-72	662	92-47	116
1974	.263	5489	653	1441	222	41	110	603	83-48	471-49	864	108-65	113
1975	.254	5515	664	1401	218	54	84	606	97-44	523-71	762	133-62	137
1976	.256	5464	625	1401	195	50	66	571	57-39	530-54	719	150-57	140
1977	.254	5530	680	1405	263	60	114	638	76-39	515-60	839	187-72	142
1978	.256	5458	603	1408	231	45	70	557	76-44	434-67	734	178-59	133
1979	.256	5394	583	1382	224	52	49	542	109-43	461-75	745	190-95	138
1980	.261	5566	637	1455	231	67	75	599	89-45	540-73	755	194-74	140
1981	.257	3693	394	984	160	35	45	369	79-35	340-49	488	81-43	87
1982	.247	5440	569	1342	236	48	74	533	68-46	435-67	830	140-61	136
1983	.257	5502	643	1412	239	60	97	615	81-54	517-71	869	164-95	147
1984	.264	5548	693	1465	222	67	79	640	87-55	494-57	837	105-61	133
1985	.261	5582	706	1457	261	42	121	666	66-44	477-63	873	96-56	159
1986	.255	5441	654	1388	244	32	125	613	53-41	536-78	916	163-75	130
1987	.253	5485	648	1386	238	28	122	603	58-50	526-52	936	162-46	116
1988	.244	5494	617	1338	239	31	96	575	77-44	474-67	840	198-71	138
1989	.239	5516	647	1316	239	28	97	598	83-44	530-62	860	144-62	142
1990	.242	5379	573	1301	209	32	94	536	79-41	548-64	997	179-83	131
1991	.244	5504	605	1345	240	43	79	570	63-43	502-45	1027	125-68	161
1992	.246	5480	608	1350	255	38	96	582	88-40	506-65	1025	139-54	114
1993	.267	5464	716	1459	288	37	138	656	82-47	497-58	911	103-60	126
1994	.278	3955	602	1099	252	25	120	573	73-35	394-58	718	124-44	76
1995	.275	5097	747	1403	260	22	109	694	78-47	556-58	992	176-60	121
1996	.262	5508	753	1445	297	29	129	703	68-55	554-64	1057	180-63	138
1997	.259	5502	777	1427	314	40	133	720	74-53	633-63	1085	171-74	131
1998	.280	5641	874	1578	326	28	166	818	58-49	621-52	1122	155-51	108
1999	.267	5485	823	1463	293	23	168	784	79-58	728-57	1138	166-75	106
2000	.278	5570	938	1547	289	36	249	900	57-61	673-57	1129	114-52	133
2001	.271	5528	847	1500	313	29	208	805	71-56	581-52	1119	64-49	110
2002	.262	5503	749	1441	291	32	167	719	64-37	589-57	1120	71-27	83
2003	.263	5583	805	1466	308	30	191	763	61-38	557-44	1021	66-30	95
2004	.267	5468	803	1458	294	36	187	756	98-52	590-54	999	89-30	128
2005	.256	5462	693	1400	281	32	161	654	82-42	481-43	1037	115-44	89
2006	.255	5521	735	1407	275	27	174	708	100-46	585-54	1076	79-36	80
2007	.260	5605	723	1457	293	30	167	700	77-40	547-40	1043	65-33	103
2008	.263	5451	712	1432	284	22	167	684	57-41	449-42	1051	114-52	67

500 RECORD

The Houston Astros enjoyed a .500 or better record in each of the eight seasons from 1992-99, the longest such stretch in club history. The club finished above .500 from 2001-06 and in 2008.

HISTORY & RECORDS



TEAM PITCHING YEAR-BY-YEAR

Year	W-L	ERA	G	GS	CG	SHO	SV	IP	H	R	ER	HR	HB	B8-I	SO
1962	64-96	3.83	160	160	34	9	NA	1453.2	1446	717	618	113	37	471-19	1047
1963	66-96	3.44	162	162	36	16	NA	1450.1	1341	640	554	95	35	378-23	937
1964	66-96	3.41	162	162	30	9	29	1428.0	1421	628	541	105	28	353-53	852
1965	65-97	3.84	162	162	29	7	20	1461.1	1459	711	624	123	40	388-68	931
1966	72-90	3.76	162	162	34	13	21	1443.2	1468	695	603	130	34	391-44	929
1967	69-93	4.03	162	162	35	8	17	1445.2	1444	742	647	120	43	485-47	1060
1968	72-90	3.26	162	162	50	12	17	1447.0	1362	588	524	68	36	479-85	1021
1969	81-81	3.60	162	162	52	11	34	1436.0	1347	668	574	111	35	547-65	1221
1970	79-83	4.23	162	162	36	6	35	1456.0	1491	763	685	131	41	577-45	942
1971	79-83	3.13	162	162	43	10	25	1471.1	1318	567	512	75	60	476-51	914
1972	84-69	3.78	153	153	38	14	31	1358.0	1339	639	581	114	38	498-31	972
1973	82-80	3.78	162	162	45	14	25	1460.2	1389	672	662	111	29	575-64	907
1974	81-81	3.46	162	162	36	18	18	1450.2	1396	632	558	84	37	601-56	738
1975	64-97	4.03	161	161	39	6	25	1458.0	1436	711	653	106	38	679-43	839
1976	80-82	3.56	162	162	42	17	29	1444.1	1349	657	571	82	25	662-43	780
1977	81-81	3.54	162	162	37	11	28	1465.2	1384	650	576	110	25	545-33	871
1978	74-88	3.63	162	162	48	17	23	1440.1	1328	634	581	86	31	578-54	930
1979	89-73	3.19	162	162	55	19	31	1447.2	1278	582	514	90	24	504-24	854
1980	93-70	3.10	163	163	31	18	41	1482.2	1367	589	511	69	25	466-26	929
1981	61-49	2.66	110	110	25	19	25	990.0	842	331	293	40	11	300-24	610
1982	77-85	3.42	162	162	37	16	31	1446.2	1338	620	549	87	33	479-40	899
1983	85-77	3.45	162	162	22	14	48	1466.1	1276	646	562	94	27	570-49	904
1984	80-82	3.32	162	162	24	13	29	1449.1	1350	630	534	91	17	502-58	950
1985	83-79	3.66	162	162	17	9	42	1458.0	1393	691	593	119	25	543-50	909
1986	96-66	3.15	162	162	18	19	51	1456.1	1203	569	509	116	23	523-60	1160
1987	76-86	3.84	162	162	13	13	33	1441.1	1363	678	615	141	26	525-61	1137
1988	82-80	3.41	162	162	21	15	40	1474.2	1339	631	558	123	37	478-73	1049
1989	86-76	3.64	162	162	19	12	38	1479.1	1379	669	599	105	25	551-94	965
1990	75-87	3.61	162	162	12	6	37	1450.0	1396	656	581	130	38	496-74	854
1991	65-97	4.00	162	162	7	13	36	1453.0	1347	717	646	129	29	651-62	1033
1992	81-81	3.72	162	162	5	12	45	1459.1	1386	668	603	114	38	539-60	978
1993	85-77	3.49	162	162	18	14	43	1441.1	1363	630	559	117	41	476-52	1056
1994	66-49	3.97	115	115	9	6	29	1029.2	1043	503	454	102	34	367-34	739
1995	76-68	4.06	144	144	6	8	32	1320.1	1357	674	596	118	50	460-52	1056
1996	82-80	4.37	162	162	13	4	35	1447.0	1541	792	702	154	70	539-60	1163
1997	84-78	3.66	162	162	16	12	37	1459.0	1379	660	594	134	52	511-25	1138
1998	102-60	3.50	162	162	12	11	44	1471.1	1435	620	572	147	42	465-25	1187
1999	97-65	3.83	162	162	12	8	48	1458.2	1485	675	620	128	40	478-17	1204
2000	72-90	5.42	162	162	8	2	30	1437.2	1596	944	865	234	60	598-25	1064
2001	93-69	4.37	162	162	7	6	48	1454.2	1453	769	707	221	70	486-22	1228
2002	84-78	4.00	162	162	2	11	43	1445.0	1423	695	643	151	55	546-78	1219
2003	87-75	3.86	162	162	1	5	50	1450.0	1350	677	622	161	74	565-53	1139
2004	92-70	4.05	162	162	2	13	47	1443.0	1416	698	650	174	68	525-61	1282
2005	89-73	3.51	163	163	6	11	45	1443.0	1336	609	563	155	59	440-29	1164
2006	82-80	4.08	162	162	5	12	42	1468.2	1425	719	666	182	54	480-65	1160
2007	73-89	4.68	162	162	2	6	38	1464.2	1566	813	761	206	63	510-62	1109
2008	86-75	4.36	161	161	4	13	48	1425.1	1453	743	691	197	50	492-53	1095

HISTORY & RECORDS

ERROR-PROOF

In committing 67 errors, the 2008 Houston Astros eclipsed the National League record for fewest fielding errors in a single season. Furthermore, Houston compiled a team fielding percentage of .989, tying the 2007 Colorado Rockies and 1999 New York Mets for the best fielding percentage in National League history. Shortstop Miguel Tejada anchored the infield defense in his first year with the club, committing a career-low 11 errors.

Houston outfielders committed only seven errors during 2008. In National League history, only the 2001 Arizona Diamondbacks' outfield committed fewer errors (4).

HITTING STREAKS THROUGH THE YEARS

1962	Roman Mejias 16; Joey Amalfitano, Norm Larker and Carl Warwick 12; Bob Licks 11; Bob Aspromonte 10.
1963	Al Spangier 14.
1964	Walt Bond, Jerry Grote and Bob Aspromonte 11
1965	Bob Aspromonte, Rusty Staub (twice) and Jimmy Wynn 12; Bob Aspromonte 11; Bob Aspromonte 10.
1966	Rusty Staub 17, Sonny Jackson 15; Bob Aspromonte 12; Sonny Jackson 11
1967	Rusty Staub 20; Rusty Staub 14, Bob Aspromonte 12; Joe Morgan 11.
1968	Jim Wynn 16; Jose Herrera and Jim Wynn 11; Rusty Staub and Jim Wynn 10
1969	Denis Menke 14; Jesus Alou 12; Joe Morgan and Denis Menke 11, Curt Biefary 10.
1970	Doug Rader 17; Cesar Cedeno 14; Denis Menke 11; Bob Watson and Jesus Alou 10.
1971	Joe Morgan 16; Jesus Alou (twice), Cesar Cedeno, Jimmy Wynn and Doug Rader 10.
1972	Cesar Cedeno 14; Tommy Helms 13; Lee May 12, John Edwards 10.
1973	Lee May 21, Bob Watson 19; Bob Gallagher 12; Cesar Cedeno (twice) and Roger Metzger 11; Tommy Helms and Bob Watson (twice) 10.
1974	Cesar Cedeno 13; Tommy Helms, Cesar Cedeno and Greg Gross 11
1975	Bob Watson 13; Bob Watson and Wilbur Howard 12; Greg Gross 11; Cesar Cedeno, Jose Cruz and Greg Gross 10
1976	Cesar Cedeno 19; Rob Andrews 13; Jose Cruz and Cesar Cedeno 11, Enos Cabell 10.
1977	Cesar Cedeno 23, Terry Puhl 17; Jose Cruz 13; Art Howe and Jose Cruz 11; Enos Cabell 10.
1978	Terry Puhl 18; Bob Watson 17; Enos Cabell 14; Jose Cruz, Art Howe and Terry Puhl 11, Bob Watson 10.
1979	Enos Cabell, Jose Cruz and Craig Reynolds 15; Rafael Landestoy, Terry Puhl (twice) and Bob Watson 12, Art Howe and Jeff Leonard 10.
1980	Cesar Cedeno, Enos Cabell and Joe Morgan 11; Denny Walling and Enos Cabell 10.
1981	Art Howe 23; Tony Scott 12; Kiko Garcia, Phil Garner and Terry Puhl 10.
1982	Dickie Thon 21, Ray Knight 16, Jose Cruz 14; Ray Knight 12 (twice); Ray Knight 11, Bill Doran 10.
1983	Jose Cruz 19; Jose Cruz, Ray Knight and Dickie Thon 12; Jose Cruz 10
1984	Bill Doran 15; Craig Reynolds 14; Kevin Bass and Jose Cruz 12, Jose Cruz and Jerry Mumphrey 11; Alan Ashby, Jose Cruz and Bill Doran 10.
1985	Jose Cruz, Jerry Mumphrey and Denny Walling 12, Bill Doran 11, Bill Doran 10.
1986	Kevin Bass 20; Billy Hatcher 15; Kevin Bass 13; Denny Walling 12; Bill Doran and Kevin Bass 11
1987	Billy Hatcher 16; Bill Doran 14; Gerald Young 11, Glenn Davis (twice) and Gerald Young 10.
1988	Rafael Ramirez and Gerald Young 12; Glenn Davis 11, Bill Doran and Billy Hatcher 10.
1989	Craig Biggio 12; Ken Caminiti, Rafael Ramirez and Gerald Young 10.
1990	Craig Biggio 10.
1991	Jeff Bagwell 13, Jeff Bagwell 12, Jeff Bagwell, Craig Biggio and Steve Finley 10.
1992	Ken Caminiti 12; Jeff Bagwell and Steve Finley 11 (twice).
1993	Jeff Bagwell and Luis Gonzalez 14; Jeff Bagwell 11 (twice); Jeff Bagwell and Ken Caminiti 10 (twice).
1994	Jeff Bagwell 18; Ken Caminiti 14; Jeff Bagwell 11; Craig Biggio and James Mouton 10.
1995	Jeff Bagwell, Brian Hunter and Tony Eusebio 12; Brian Hunter 11, Craig Shipley, Tony Eusebio, Orlando Miller and Mike Summs 10.
1996	Jeff Bagwell 14; Derek Bell 11.
1997	Luis Gonzalez 23; Craig Biggio 14; Jeff Bagwell and Bill Spiers 12; Chuck Carr 11, Brad Ausmus 10.
1998	Derek Bell 14; Jeff Bagwell 13, Jeff Bagwell and Derek Bell 11; Craig Biggio and Derek Bell 10.
1999	Jeff Bagwell and Ken Caminiti 14; Craig Biggio 13; Craig Biggio and Carl Everett 12; Carl Everett 11; Jeff Bagwell (twice) and Tim Lincecum 10.
2000	Tony Eusebio 24; Jeff Bagwell 18; Craig Biggio 16; Richard Hidalgo 15; Richard Hidalgo and Julio Lugo 14; Moises Alou and Jeff Bagwell 12; Jeff Bagwell (twice) and Bill Spiers 10.
2001	Moises Alou 23, Lance Berkman 21, Craig Biggio 18; Jeff Bagwell, Richard Hidalgo and Craig Biggio 12; Craig Biggio 11.
2002	Jeff Bagwell 15, Daryle Ward 15, Craig Biggio 10, Jose Vizcaino 10, Brad Ausmus 10, Jeff Bagwell 10.
2003	Lance Berkman 18, Geoff Blum 16, Jeff Kent (twice) 13; Lance Berkman and Craig Biggio 10.
2004	Jeff Kent 25, Craig Biggio 14; Jeff Bagwell, Craig Biggio and Adam Everett 11; Adam Everett 10.
2005	Lance Berkman, Chris Burke, and Morgan Ensberg 11, Willy Taveras 10.
2006	***Willy Taveras 30; Lance Berkman and Willy Taveras 11; Morgan Ensberg (twice) and Luke Scott 10.
2007	Mark Loratta 15; Lance Berkman 11; Lance Berkman, Carlos Lee, Mike Lamb, Morgan Ensberg and Luke Scott 10
2008	Lance Berkman 17; Hunter Pence 16; Ty Wigginton 15, Hunter Pence and Miguel Tejada 13; Miguel Tejada 12; Carlos Lee (twice) and Hunter Pence 11; Lance Berkman, Kazuo Matsui and Miguel Tejada, 10.

**10 or more games

***Franchise Record

TOP ALL-TIME HITTING STREAKS

Willy Taveras	30	2006
Jeff Kent	25	2004
Tony Eusebio	24	2000
Moises Alou	23	2001
Luis Gonzalez	23	1997
Art Howe	23	1981
Cesar Cedeno	22	1977
Lance Berkman	21	2001
Dickie Thon	21	1982
Lee May	21	1973
Kevin Bass	20	1986
Rusty Staub	20	1967
Jose Cruz	19	1983
Cesar Cedeno	19	1976
Bob Watson	19	1973
Lance Berkman	18	2003
Craig Biggio	18	2001
Jeff Bagwell	18	2000
Jeff Bagwell	18	1994
Terry Puhl	18	1978

DOUBLE-DIGIT ROOKIE HOMERS

1. Lance Berkman	21	2000
2. Glenn Davis	20	1985
3. Hunter Pence	17	2007
4. Jeff Bagwell	15	1991
5. Joe Morgan	14	1965
Mitch Meluskey	14	2000
7. Luis Gonzalez	13	1991
8. Bob Aspromonte	12	1962
Chris Truby	11	2000
10. John Bateman	10	1963
Cliff Johnson	10	1974
Julio Lugo	10	2000
Luke Scott	10	2006

HISTORY & RECORDS



30 HOME RUNS 100 RBI 100 RUNS SCORED 300 HITTERS

The lists below include all instances in Houston franchise history in which a player has recorded 30 home runs, 100 RBI, 100 runs scored, or a .300 average (qualifiers only) in one season.

30 HOME RUN SEASONS

1. Jimmy Wynn	37	1967
2. Jimmy Wynn	33	1969
3. Glenn Davis	31	1986
4. Glenn Davis	30	1988
5. Glenn Davis	34	1989
6. Jeff Bagwell	39	1994
7. Jeff Bagwell	31	1996
8. Jeff Bagwell	43	1997
9. Moises Alou	38	1998
10. Jeff Bagwell	34	1998
11. Jeff Bagwell	42	1999
12. Jeff Bagwell	47	2000
13. Richard Hidalgo	44	2000
14. Jeff Bagwell	39	2001
15. Lance Berkman	34	2001
16. Lance Berkman	42	2002
17. Jeff Bagwell	31	2002
18. Jeff Bagwell	39	2003
19. Moises Alou	30	2001
20. Lance Berkman	30	2004
21. Morgan Ensberg	36	2005
22. Lance Berkman	45	2006
23. Lance Berkman	34	2007
24. Carlos Lee	32	2007

100 RBI SEASONS

1. Jimmy Wynn	107	1967
2. Lee May	105	1973
3. Cesar Cedeno	102	1974
4. Bob Watson	102	1976
5. Bob Watson	110	1977
6. Glenn Davis	101	1986
7. Jeff Bagwell	116	1994
8. Jeff Bagwell	120	1996
9. Derek Bell	113	1996
10. Jeff Bagwell	135	1997
11. Moises Alou	124	1998
12. Jeff Bagwell	111	1998
13. Derek Bell	108	1998
14. Jeff Bagwell	126	1999
15. Carl Everett	108	1999
16. Jeff Bagwell	132	2000
17. Richard Hidalgo	122	2000
18. Moises Alou	114	2000
19. Jeff Bagwell	130	2001
20. Lance Berkman	126	2001
21. Moises Alou	108	2001
22. Lance Berkman	128	2002
23. Jeff Bagwell	100	2003
24. Jeff Kent	107	2004
25. Lance Berkman	106	2004
26. Morgan Ensberg	101	2005
27. Lance Berkman	136	2006
28. Carlos Lee	119	2007
29. Lance Berkman	102	2007
30. Lance Berkman	106	2008
31. Carlos Lee	100	2008

.300 AVERAGE SEASONS

1. Rusty Staub	333	1967
2. Denis Menke	304	1970
3. Cesar Cedeno	320	1972
4. Bob Watson	312	1972
5. Cesar Cedeno	320	1973
6. Bob Watson	312	1973
7. Greg Gross	314	1974
8. Bob Watson	324	1975
9. Bob Watson	313	1976
10. Jose Cruz	315	1978
11. Cesar Cedeno	309	1980
12. Jose Cruz	302	1980
13. Jose Cruz	318	1983
14. Ray Knight	304	1983
15. Jose Cruz	312	1984
16. Terry Puhl	301	1984
17. Jose Cruz	300	1985
18. Kevin Bass	311	1986
19. Jeff Bagwell	320	1993
20. Luis Gonzalez	300	1993
21. Jeff Bagwell	368	1994
22. Craig Biggio	318	1994
23. Derek Bell	334	1995
24. Craig Biggio	302	1995
25. Jeff Bagwell	315	1996
26. Craig Biggio	309	1997
27. Craig Biggio	325	1998
28. Derek Bell	314	1998
29. Moises Alou	312	1998
30. Jeff Bagwell	304	1998
31. Carl Everett	325	1999
32. Jeff Bagwell	304	1999
33. Moises Alou	355	2000
34. Richard Hidalgo	314	2000
35. Jeff Bagwell	310	2000
36. Moises Alou	331	2001
37. Lance Berkman	331	2001
38. Richard Hidalgo	309	2003
39. Lance Berkman	316	2004
40. Lance Berkman	315	2006
41. Carlos Lee	303	2007
42. Lance Berkman	312	2008

100 RUNS SCORED SEASONS

1. Joe Morgan	100	1965
2. Jimmy Wynn	102	1967
3. Jimmy Wynn	113	1969
4. Joe Morgan	102	1970
5. Jimmy Wynn	117	1972
6. Cesar Cedeno	103	1972
7. Enos Cabell	101	1977
8. Jeff Bagwell	104	1994
9. Craig Biggio	123	1995
10. Craig Biggio	113	1996
11. Jeff Bagwell	111	1996
12. Craig Biggio	146	1997
13. Jeff Bagwell	109	1997
14. Jeff Bagwell	124	1998
15. Craig Biggio	123	1998
16. Derek Bell	111	1998
17. Moises Alou	104	1998
18. Jeff Bagwell	143	1999
19. Craig Biggio	123	1999
20. Jeff Bagwell	152	2000
21. Richard Hidalgo	118	2000
22. Jeff Bagwell	126	2001
23. Lance Berkman	110	2001
24. Craig Biggio	118	2001
25. Lance Berkman	106	2002
26. Lance Berkman	110	2003
27. Jeff Bagwell	109	2003
28. Craig Biggio	102	2003
29. Jeff Bagwell	104	2004
30. Lance Berkman	104	2004
31. Craig Biggio	100	2004
32. Lance Berkman	114	2008

ELITE COMPANY

Jeff Bagwell hit 43 home runs and stole 31 bases in 1997. He also hit 42 HR w th 30 5B in 1999. Bagwell joins Barry Bonds as the only two players in Major League history to record as many as two 40 HR, 30SB seasons. Jeff is also the only first baseman in Major League history with a "30-30" season, thanks to his efforts in 1997 and 1999.

HISTORY & RECORDS

HISTORY & RECORDS

MOST VALUABLE PLAYER • CY YOUNG • ROOKIE OF THE YEAR

Jeff Bagwell is the only player in franchise history to win the Jackie Robinson National League Rookie of the Year and the NL Most Valuable Player. Astro pitchers have captured the NL Cy Young Award twice, Mike Scott in 1986 and Roger Clemens in 2004. Listed below are all Astros who finished in the top 10 of the NL MVP voting or received consideration in one year for the circuit's Cy Young and Rookie of the Year honors.

NL CY YOUNG AWARD

J.R. Richard	1976	7th
J.R. Richard	1978	5th
Joe Niekro	1979	2nd
J.R. Richard	1979	3rd
Joe Niekro	1980	4th
Joe Sambito	1980	T-5th
Nolan Ryan	1981	4th
Nolan Ryan	1983	9th
Mike Scott	1986	1st
Nolan Ryan	1987	T-5th
Mike Scott	1987	7th
Mike Scott	1989	2nd
Mark Portugal	1993	T-6th
Doug Drabek	1994	T-4th
Shane Reynolds	1996	T-9th
Darryl Kile	1997	5th
Mike Hampton	1999	2nd
Jose Lima	1999	T-4th
Bill Wagner	1999	T-4th
Roy Oswalt	2001	5th
Roy Oswalt	2002	T-4th
Roger Clemens	2004	1st
Roy Oswalt	2004	3rd
Brad Lidge	2004	T-8th
Roger Clemens	2005	3rd
Roy Oswalt	2005	4th
Andy Pettitte	2005	T-5th
Roy Oswalt	2006	4th

NL MOST VALUABLE PLAYER

Cesar Cedeno	1972	6th
Lee May	1972	9th
Joe Niekro	1979	6th
Jose Cruz	1980	3rd
Jose Cruz	1983	6th
Dickie Thon	1983	7th
Jose Cruz	1984	8th
Glenn Davis	1986	2nd
Kevin Bass	1986	7th
Mike Scott	1986	10th
Glenn Davis	1988	8th
Glenn Davis	1989	7th
Jeff Bagwell	1994	1st
Craig Biggio	1995	10th
Jeff Bagwell	1996	9th
Jeff Bagwell	1997	3rd
Craig Biggio	1997	4th
Moises Alou	1998	3rd
Craig Biggio	1998	5th
Jeff Bagwell	1999	2nd
Jeff Bagwell	2000	7th
Lance Berkman	2001	5th
Jeff Bagwell	2001	7th
Lance Berkman	2002	3rd
Lance Berkman	2004	7th
Roger Clemens	2004	8th
Morgan Ensberg	2005	4th
Lance Berkman	2006	3rd
Lance Berkman	2008	5th

NL ROOKIE OF THE YEAR

Joe Morgan	1965	2nd
Sonny Jackson	1966	2nd
Cesar Cedeno	1970	4th
Greg Gross	1974	2nd
Floyd Bannister	1977	4th
Jeffrey Leonard	1979	2nd
Dave Smith	1980	5th
Bill Doran	1983	5th
Frank DiPino	1983	6th
Glenn Davis	1985	5th
Charlie Kerfeld	1986	4th
Jim Deshaies	1986	T-7th
Gerald Young	1987	5th
Jeff Bagwell	1991	1st
Brian Williams	1992	T-7th
John Hudek	1994	2nd
Brian Hunter	1995	T-7th
Mitch Meluskey	2000	5th
Lance Berkman	2000	T-6th
Roy Oswalt	2001	2nd
Brad Lidge	2003	T-5th
Jerome Robertson	2003	7th
Willy Taveras	2005	2nd
Hunter Pence	2007	3rd

PINCH-HIT HOME RUNS • WALKOFF HOME RUNS LEADOFF HOME RUNS • CYCLES • GRAND SLAMS

The following charts include the Houston franchise's career leaders in the following categories: pinch-hit home runs, walk-off home runs, leadoff home runs, cycles, and grand slams. Craig Biggio is the NL career leader in leadoff home runs with 53 (2nd all-time).

CAREER PINCH-HIT HOME RUNS

Cliff Johnson	9
Mike Lamb	6
Denny Walling	6
Morgan Ensberg	5
Jason Lane	5
Orlando Merced	5
Daryle Ward	5
Kevin Bass	4
Tony Eusebio	4

CAREER WALK-OFF HOME RUNS

Jose Cruz	6
Bob Aspromonte	3
Jeff Bagwell	3
Kevin Bass	3
Craig Biggio	3
Glenn Davis	3
Doug Rader	3
Jimmy Wynn	3

CAREER GRAND SLAMS

Bob Aspromonte	6
Jeff Bagwell	6
Bob Watson	5
Kevin Bass	4
Craig Biggio	4
Cesar Cedeno	4
Lance Berkman	4
Brad Ausmus	3
Lance Berkman	3
Ken Caminiti	3
Jose Cruz	3
Morgan Ensberg	3
Mike Lamb	3
Terry Puhl	3
Doug Rader	3

CAREER CYCLES

8/2/72	Cesar Cedeno	vs. CIN
8/9/76	Cesar Cedeno	at STL
6/24/77	Bob Watson	vs. SF
8/25/92	Andujar Cedeno	vs. STL
7/18/01	Jeff Bagwell	vs. STL
4/8/02	Craig Biggio	at COL
7/28/06	Luke Scott	vs. ARI

CAREER LEADOFF HOME RUNS

Craig Biggio	53
Terry Puhl	13
Joe Morgan	10
Bill Doran	8
Al Spangler	6

HISTORY & RECORDS



HOUSTON GRAND SLAM HOME RUNS (121)

PLAYER	DATE	OPP	PITCHER	INN
Buddin	6-10-62	LA	Moeller	6
Larker	6-20-62	@ SF	Marichal	3
Aspromonte	6-11-63	CHI	McDaniel	10
Campbell	7-4-63	CIN	Jay	8
Aspromonte	7-26-63	NY	Stallard	1
Aspromonte	6-11-64	CIN	Tsitouris	5
Aspromonte	6-29-64	PHI	Mahaffey	1
NONE	1965			
Aspromonte	8-11-66	@ CHI	Roberts	2
Aspromonte	8-26-66	CHI	Koonce	9
Harrison	9-16-66	PHI	Short	4
NONE	1967			
Miller	8-10-68	PIT	Face	9
Torres	4-27-69	@ SF	Sadecki	2
Rader	5-27-69	PHI	Peraza	9
Menke	7-30-69	@ NY	Koonce	9
Wynn	7-30-69	@ NY	Taylor	9
Rader	6-4-70	MON	McGinn	1
Pepitone	6-10-70	NY	Ryan	4
Menke	7-9-70	LA	Foster	1
Watson	9-7-70	@ SD	Willis	6
Watson	9-17-70	@ LA	Brewe	7
Rader	5-16-71	STL	Reuss	1
Cedeno	9-2-71	LA	Osteen	5
Wynn	5-1-72	@ PIT	Blass	5
L. May	5-6-73	@ NY	Sadecki	7
Helms	6-21-73	@ SD	Corkins	4
Cedeno	6-24-73	@ SF	Moffitt	7
L. May	7-4-73	@ ATL	Frisella	8
Watson	8-20-73	PIT	Lamb	5
* M. May	5-22-74	SD	Romo	9
Cedeno	6-11-74	PHI	Ruthven	7
* C. Johnson	6-15-75	@ STL	Garman	9
Watson	8-14-76	PIT	Candelaria	6
Howe	8-15-77	@ ATL	Capra	1
Watson	9-4-77	@ MON	Brown	1
NONE	1978			
NONE	1979			
Cedeno	8-26-80	@ STL	Kaat	5
Cruz	9-6-80	STL	Martin	3
NONE	1981			
Puhl	5-22-82	NY	Allen	9
Cruz	9-20-83	@ LA	Hooton	2
Cruz	8-22-84	@ CHI	Ruthven	2
Reynolds	9-6-84	@ SF	Laskey	1
Pankovits	5-29-85	PIT	Candelaria	7
Bailey	6-11-85	SD	Lefferts	6
Bailey	8-20-85	@ STL	Horton	3
Ashby	10-5-85	@ SD	Wojna	2
* Reynolds	4-12-86	ATL	Mahler	6
Puhl	5-4-86	@ MON	Smith	3
Garner	6-14-86	SF	Robinson	7
Bass	7-7-86	@ MON	Schatzeder	9
Hatcher	8-5-86	@ LA	Powell	9
Hatcher	6-3-87	@ CHI	Sutcliffe	4
Ashby	6-10-87	SD	S. Davis	4
Puhl	9-28-87	LA	Hershiser	5
* Bass	4-10-88	@ CIN	Perry	9
Ramirez	5-29-88	@ CHI	Capel	6
Bell	7-14-88	@ PHI	Rawley	1
Doran	8-2-88	@ SF	Bockus	4

PLAYER	DATE	OPP	PITCHER	INN
Meadows	6-4-89	LA	Belcher	5
Doran	6-11-89	ATL	Puleo	2
Bass	8-20-89	CHI	Williams	9
Ramirez	8-29-89	@ CHI	Wilkins	6
Biggio	9-14-89	@ LA	Wetteland	2
Bass	9-20-89	@ ATL	Eichhorn	7
NONE	1990			
Caminiti	7-29-91	STL	B. Smith	4
Anthony	7-27-92	@ ATL	Pena	11
Anthony	8-31-92	PHI	Baller	6
NONE	1993			
Mouton	4-23-94	@ STL	Palacios	8
Finley	7-17-94	@ PIT	Wagner	3
Biggio	7-24-94	PIT	Lieber	5
Eusebio	5-19-95	MON	Cornelius	7
Eusebio	6-28-95	STL	Parrett	8
* D. May	9-5-95	CIN	Jarvis	7
* Berry	6-13-96	@ SF	M. Leiter	8
Berry	6-25-96	@ SD	Bochtler	5
Ausmus	7-14-97	@ CHI	Bottenfield	7
Gonzalez	7-20-97	@ MON	Daal	8
Bagwell	9-8-98	CIN	Kr vda	3
Bell	6-13-99	SD	Murray	6
Everett	6-20-99	MON	Urbina	8
Mieske	7-23-99	SD	Wall	8
Bagwell	7-28-99	@ COL	Porzlo	7
Caminiti	8-31-99	NY	Wendell	8
Hidalgo	4-4-00	@ PIT	Schmidt	6
Bagwell	4-14-00	@ SD	Walker	6
Caminiti	5-9-00	COL	Karl	5
Spiers	7-23-00	STL	Slocumb	7
Truby	8-6-00	MON	Thurman	3
Ward	4-3-01	MIL	Haynes	3
Lugo	4-27-01	FLA	Penny	4
Bagwell	5-6-01	@ MON	Telford	6
Bagwell	5-21-01	@ SD	Eaton	3
Castila	6-1-01	LA	Prokopec	5
Berkman	6-14-01	@ MIN	Mays	6
* Merced	7-20-01	CHI	Lieber	5
Berkman	6-20-02	@ MIL	Wright	4
* Zalcu	6-27-02	ARI	Kim	9
Ward	7-6-02	PIT	Wells	4
Ausmus	4-4-03	@ STL	Tomko	1
Ensberr	6-3-03	BAL	Ligtjenberg	8
Everett	7-9-03	CIN	Graves	1
Kent	9-1-03	@ LA	Myers	9
Bagwell	4-9-04	@ MIL	Kieschnick	6
Berkman	4-11-04	@ MIL	Davis	3
Ensberr	7-3-04	TEX	Rodriguez	5
Kent	9-1-04	@ CIN	Wagner	7
Lamb	5-1-05	@ CHI	Pr or	5
Ensberr	6-28-05	@ COL	Jennings	5
Ausmus	8-5-06	@ ARI	Nippert	2
Lane	8-29-06	MIL	Kolb	8
Lee	4-13-07	@ PHI	Myers	3
Biggio	4-20-07	@ MIL	Aquino	9
Pence	5-5-07	@ STL	Dove	8
Lomb	6-17-07	SEA	Washburn	1
Lee	6-28-07	COL	Fuentes	11
Biggio	7-24-07	LAD	Seanez	6
* Lamb	8-2-07	@ ATL	Soriano	8
Pence	5-20-08	@ CHI	Dempster	4
Wigginton	7-6-08	@ ATL	Morton	3
Lee	7-29-08	CIN	Arroyo	5
Loretta	8-1-08	NYM	Helfman	8
Berkman	8-12-08	SF	Taschner	7
Tejada	9-10-08	PIT	Bautista	6

* Pinch Hit

HISTORY & RECORDS

HISTORY & RECORDS

OPPONENT GRAND SLAMS (129)

PLAYER	DATE	OPP	PITCHER	INN
*Robinson	7-8-62	@ CIN	Bruce	5
E Bailey	4-10-63	SF	McMahon	8
Willey	7-15-63	@ NY	Johnson	2
G. Oliver	8-28-63	MIL	Farrell	8
Burton	8-31-63	@ CHI	Woodshick	9
Williams	5-1-64	CHI	Hoerner	1
Stargell	8-28-65	@ PIT	Dierker	1
White	8-3-66	@ PHI	Sempera	5
Pavletich	6-11-67	@ CIN	Schneider	9
Mays	6-13-67	SF	Latman	10
Aaron	6-27-67	@ ATL	Blasingame	3
T. Davis	7-19-67	@ NY	Giusti	1
*Lock	8-14-68	@ PHI	Lemaster	3
Hiatt	4-25-69	@ SF	Schneider	13
Allen	5-8-69	@ PHI	Griffin	3
Clemente	6-11-69	PIT	Blasingame	6
Burda	7-9-69	@ SF	Guinn	8
Hickman	8-23-69	@ CHI	Gladding	7
Aaron	4-10-70	ATL	Griffin	3
Santo	4-26-70	@ CHI	Dierker	6
Allen	8-1-70	STL	Dilauro	7
Webster	9-7-70	@ SD	Forsch	9
Marshall	5-11-71	@ NY	Culver	6
Simmons	5-10-72	@ STL	Roberts	3
*Foster	5-31-72	CIN	Roberts	3
McRae	6-1-72	CIN	Reuss	3
McCarver	6-2-73	@ STL	Gladding	8
Bonds	6-29-73	SF	Ray	7
Boccabella	7-6-73	@ MON	Crawford	6
NONE	1974			
Cey	6-18-75	@ LA	Griffin	1
Summers	8-23-75	@ CHI	York	7
Yeager	9-27-75	@ LA	Forsch	3
Tolan	5-5-76	@ PHI	Niekro	6
Murcer	5-25-76	@ SF	Richard	5
Paciorek	6-22-76	@ ATL	Cosgrove	3
Morgan	9-6-76	@ CIN	Richard	3
Robinson	7-28-77	@ PIT	Larson	6
Carter	5-3-78	@ MON	Richard	3
Kingman	6-6-78	@ CHI	Zamora	6
*Foster	9-11-78	@ CIN	Sambito	7
Freed	5-1-79	@ STL	Sambito	11
Garvey	9-28-79	@ LA	Ruhle	8
Knight	9-17-80	@ PHI	Niekro	4
Schmidt	8-23-81	@ CIN	Knepper	3
NONE	1982			
Sandberg	5-31-83	@ CHI	LaCorte	6
Hubbard	6-20-83	ATL	LaCorte	5
Lefebvre	7-20-83	@ PHI	Scott	1
Templeton	7-29-84	@ SD	LaCoss	6
L. Smith	8-31-84	@ STL	Ryan	1
Wallach	7-6-85	MON	Ryan	5
Russell	7-22-85	@ PHI	Niekro	1
Concepcion	8-17-85	CIN	Niekro	1
NONE	1986			
Stillwell	4-17-87	@ CIN	Lopez	5
*Nettles	5-2-87	@ ATL	Lopez	6
James	5-2-87	@ ATL	Solano	7
J. Clark	5-24-87	STL	Scott	1
Dawson	6-1-87	@ CHI	Solano	8
Dayett	6-3-87	@ CHI	Knepper	1
Moreland	6-3-87	@ CHI	Solano	6
Brenly	8-12-87	@ SF	Scott	7
Van Slyke	8-29-87	@ PIT	Andersen	8

PLAYER	DATE	OPP	PITCHER	INN
M. Williams	6-4-88	@ SF	Ryan	5
Esasky	6-14-88	@ CIN	Darwin	5
C. James	7-16-88	@ PHI	Smith	8
Scioscia	6-4-89	LA	Forsch	1
Templeton	9-11-89	@ SD	Darwin	6
Bonds	5-22-90	PIT	Schatzeder	3
Dan Iels	9-4-90	@ LA	Portuga	2
McGriff	8-13-91	@ SD	Portugal	3
McGriff	8-14-91	@ SD	Deshales	1
Clark	8-20-91	SF	Mallicoat	7
C. Hayes	8-28-91	@ PHI	Bowen	1
Jose	5-17-92	STL	Harnisch	3
Bean	8-11-93	@ SD	Kile	3
Dorsett	5-5-94	@ CIN	Edens	9
Hammond	5-29-95	@ FLA	Reynolds	2
F. Williams	7-9-95	SD	Brocal	7
G. Hill	7-14-95	@ SF	Swindell	3
Gant	8-20-95	@ CIN	T. Jones	5
Caminiti	4-6-96	SD	Morman	13
Hill	4-10-96	SF	Kile	4
Sandberg	5-24-96	CHI	Swindell	7
King	8-22-96	PIT	Hernandez	9
Bichette	9-10-97	@ COL	Hudek	7
Piazza	4-10-98	@ LA	Magnante	8
Walker	5-29-98	@ COL	Henry	8
Hocking	6-4-99	@ MIN	Hampton	2
Womack	7-21-99	ARI	Wagner	8
McGwire	9-17-99	@ STL	Lima	4
Howard	4-11-00	STL	Holt	7
Rodriguez	4-27-00	CHI	Lima	4
Handley	5-6-00	@ LA	Dotel	3
Boone	6-10-00	@ SD	Elarton	1
Edmonds	9-20-00	STL	Holt	3
Hernandez	4-12-01	@ MIL	Cruz	5
Ventura	5-1-01	@ NY	J. Powell	7
LaRue	5-18-01	CIN	Bottenfield	4
Grudzielanek	6-1-01	LA	Cruz	7
I. Rodriguez	6-9-01	@ TEX	Lima	3
Bell	6-27-01	@ AR	Elarton	2
Gonzalez	7-3-01	ARI	Elarton	3
D. Jackson	7-14-01	SD	Milner	6
Giles	7-28-01(1)	@ PIT	Wagner	9
Ramirez	8-25-01	@ PIT	Mlicki	1
Sierra	6-21-02	SEA	Hernandez	2
Klesko	8-27-02	SD	Cruz	7
Alfonzo	9-23-03	SF	Miller	2
Edmonds	4-21-04	STL	Stone	6
Floyd	5-14-04	NYM	Oswalt	3
Kendall	6-23-04	PIT	Weathers	7
Bialock	7-4-04	TEX	Redding	6
Tejiera	7-4-04	TEX	Harville	9
Johnson	8-14-04	@ MON	Qualls	7
Sanders	6-4-05	STL	Rodriguez	3
Atkins	6-28-05	@ COL	Springer	8
J. Wilson	8-14-05	PIT	Burns	8
Garciaparra	4-24-06	LAD	Lidge	9
Feltz	5-15-06	SF	Buchholz	3
Podsednik	6-23-06	@ CWS	Pettitte	4
Crede	6-24-06	@ CWS	Qualls	7
Iguchi	6-25-06	@ CWS	Lidge	9
Vaentim	7-21-06	@ NYM	Buchholz	2
Burrell	9-15-06	PHI	C. emans	1
J. Estrada	6-26-07	@ MIL	White	6
J. Estrada	9-18-07	MIL	Paulino	4
A. Dunn	7-28-08	CIN	Oswalt	3
Derosa	8-6-08	@ CHI	Backe	3
Montero	8-16-08	ARI	Backe	1
Young	8-16-08	ARI	Backe	6

*Pinch Hit

HISTORY & RECORDS



HOUSTON PITCH-OUT HOME RUNS (155)

PLAYER	DATE	OPP	PITCHER
Weekiy	9/1/63	@ CHC	Buhl
Gaines	4/30/65	vs CHC	Buhl
Gaines	5/22/69	vs SF	Murakami
Gaines	6/8/65	@ PIT	McBean
Gentile	9/19/65	@ CIN	Craig
Martilla	6/13/66	@ LA	Perranoski
Mentia	7-14/66	@ ATL	Carroll
Bateman	8/3/66	@ PHJ	Jackson
Mathews	5/30/67	@ PIT	Face
Gotay	7/13/68	@ STL	Carlton
Lampard	9/19/69	vs CIN	Granger
Miller	4/7/70	@ SF	Perry
Beauchamp	4/8/70	@ SF	McCormick
Mayberry	4/28/70	@ CIN	Nolan
Wynn	7/8/70	vs LA	Brewer
Miller	9/6/70	vs LA	Mikkelsen
Edwards	9/19/70	@ LA	Brewer
Miller	7/25/71	@ NYM	Gentry
Gallagher	5-22/73	@ CIN	Sprague
Brown	5/13/74	@ LA	Messersmith
Johnson	5-20/74	vs SD	Tomlin
May	5/22/74	vs SD	Romo
Johnson	6/15/74	@ CHC	Pina
Johnson	7/3/74	@ ATL	Niekro
Johnson	8/7/74	vs ATL	House
Johnson	8/28/74	@ NYM	Cram
Johnson	6/15/75	@ STL	Garman
Roberts	4-10/76	@ CIN	Billingham
Johnson	5/2/76	@ NYM	Koosman
Johnson	4/22/77	vs SD	Shirley
Johnson	5/5/77	@ CHC	Reuschel
Howard	5/10/77	vs CHC	Krukow
Alou	9/11/78	@ CIN	Tomlin
Bergman	9/26/79	@ ATL	Niekro
Welling	6/6/79	vs PHJ	Reed
Landestoy	5/9/80	@ ATL	McWilliam
Walling	6/29/80	vs CIN	Soto
Howe	9-1/80	@ PIT	Jackson
Leonard	7/22/80	vs NYM	Glynn
Bergman	4-12/81	@ LA	Sutcliffe
Walling	10/1/81	@ CIN	Hume
Spilman	7-17/82	vs P-T	Tekulav
Spilman	4/19/83	vs CIN	Hume
Tolman	5/1/83	@ PHI	Monge
Tolman	5/31/83	@ CHC	Lefferts
Walling	8/23/83	@ PIT	Candamara
Cabell	5-18/84	@ CHC	Stoddard
Pankovits	8/11/84	@ CIN	Franco
Spilman	5/4-85	@ PHI	Denry
Bass	5/22/85	@ PIT	DeLeon
Thon	8/14/85	@ SF	Davis
Tolman	9/4-85	@ CHC	Meridith
Walling	9/11/85	vs SF	Moore
Reynolds	4/12/86	vs ATL	Maher
Pankovits	6/21-86	@ SF	Garrett
Garner	7/3/86	@ NYM	Grosco
Walling	8/22-86	@ STL	Worrell
Thon	9/3/86	@ CHC	Hoffman
Driessen	9/5/86	vs STL	Worrell
Gainey	9-10/86	@ LA	Hershiser
Bass	4-10/88	@ CIN	Perry
Meadows	7/23/88	vs PHJ	Bedrosian
Fishe	9/3/88	vs STL	Peters
Reynolds	9/1/89	@ STL	Castello
Candaele	4/21/90	@ LA	Valenzuela
Trevino	5/23/90	vs PIT	Ruskin
Wilson	6/8/90	vs CIN	Myers
Anthony	9/4/90	@ LA	Martinez
Bagwell	5/5/91	@ PIT	Kipper
Tolentine	8/26/91	vs NYM	Pena
Simms	9/29/91	vs ATL	Avery
Bagwell	5/10/92	@ P-T	Patterson
Gonzalez	6/13/92	vs SF	Brantley
Anthony	6-19/92	vs LA	Candott
incaviglio	9/22/92	@ CIN	Ruskin
James	7/24/93	vs CHC	Myers
James	7/31/93	vs ATL	Stanton
Donnels	4/9/94	vs NYM	Saberhagen
Bass	5/19/94	vs SD	Davis

PLAYER	DATE	OPP	PITCHER
Cedeno	6/13/94	@ SF	Beck
Eusebio	7/27/94	@ CIN	Fortugno
Thompson	8/6/94	vs SF	Bottenfield
Bass	8/11/94	vs SD	Martinez
Sh-pley	5/3/95	@ CHC	Walker
Thompson	7/31/95	@ SD	Hoffman
May	8/29/95	@ ATJ	Nichols
Eusebio	9/2/95	vs FLA	Peraz
May	9/5/95	vs CIN	Jarvis
Simms	9/23/95	vs STL	Mathews
Mouton	9/28/95	@ CHC	Myers
Brumley	9/28/95	@ CHC	Walker
Thompson	10/1/95	@ CHC	Trachsel
Eusebio	4/5/96	vs SD	Valenzuela
May	5/7/96	vs PIT	Lieber
Spiers	6/11/96	@ COL	Ritz
Berry	6/13/96	@ SF	Leiter
Montgomery	7/24/96	vs SD	Villone
Spiers	7/29/96	@ C N	Portugal
Spiers	7/15/97	@ CHC	Rojas
Phillips	7/26/97	vs MTL	Urbina
Phillips	6-15/98	@ CIN	White
Berry	8/8/98	vs PHJ	Loewer
Diaz	5/8/99	vs MTL	Hermanson
Ward	7/28/99	@ COL	Porzio
Ward	8/1/99	@ SD	Wall
Johnson	9/6/99	@ PHI	Wolf
Thompson	9/7/99	@ PHI	Telemaco
Ward	5/15/00	vs CIN	Graves
Meske	8/5/00	vs MTL	Santana
Ward	8/14/00	vs PIT	Wallace
Merced	4/20/01	vs STL	Karnuth
Berkman	5-12/01	@ CIN	Graves
Eusebio	5/15/01	@ CHC	Van Poppel
Ward	5/18/01	vs CIN	Fernandez
Merced	6/10/01	@ TEX	Zimmerman
Merced	7/20/01	vs CHC	Leber
Truby	9/28/01	@ CHC	Fassero
Merced	10/3/01	vs SF	Gomes
Zaun	6/27/02	vs ARI	Kim
Zinter	7/1/02	@ CIN	Williamson
Zaun	8/20/02	vs CHC	Farnsworth
Chavez	4/15/03	@ SF	Answorth
Ensberg	5/6/03	vs PIT	Weis
Ensberg	6/1/03	@ CHC	Remlinger
Matranga	6/27/03	vs TEX	Benoit
Merced	8/8/03	vs MTL	Ayala
Vizcaino	9/9/03	@ MIL	Vizcaino
Lamb	5/22/04	@ CIN	Wagner
Palmelro	5/24/04	@ CIN	Acevedo
Lane	7/24/04	vs MIL	Hendrickson
Biggio	8/22/04	vs CHC	Leister
Lane	9/27/04	vs STL	Car
Self	5/18/05	vs ARI	Ortiz
Palmelro	6/8/05	@ NYM	Bell
Lamb	7/22/05	@ WAS	Kim
Burke	4/9/06	vs WAS	Cordero
Lamb	5/8/06	@ SF	Worrell
Lamb	8-4/06	@ ARI	Pena
Lane	8/9/06	vs PIT	Marte
Lane	8/29/06	vs MIL	Ko b
Jimerson	9/4/06	@ PHI	Hamels
Ensberg	9/8/06	@ MIL	Shouse
Lane	4/19/07	@ CIN	Coutlangus
Lamb	4/29/07	MIL	Villanueva
Ensberg	5/25/07	@ARI	Slaten
Ensberg	6/6/07	@COL	Fuentes
Lamb	8/1/07	@ATL	Soriano
Lamb	9/6/07	@PHI	Geary
Erstad	5/15/08	@SF	Walker
Loretta	6/12/08	M L	Mota
Abercrombie	6/27/08	BO5	Okaj ma
Wigginton	7/30/08	CIN	Volquez
Loretta	8/1/08	NYM	Herman
Abercrombie	8/18/08	@MIL	Sabatthia
Saccomanno	9/8/08	PIT	Snell

STATISTICS BY JIMMYE

HISTORY & RECORDS

HOUSTON WALK-OFF HOME RUNS (77)

PLAYER	DATE	OPP	PITCHER	INN	PLAYER	DATE	OPP	PITCHER	INN
Mejias	4/29/62	vs. MIL, W-3-2	McMahon	9	Bass	8/20/89	vs. CHC, W-8-4	Williams	9
Aspromonte	5/12/63	vs. CHC, W-2-1	Buhl	10	Anthony	5/21/90	vs. PIT, W-3-2	Power	11
Aspromonte	6/11/73	vs. CHC, W-6-2	McDaniel	10	Wilson	6/8/90	vs. CIN, W-3-1	Myers	10
Wynn	9/26/65	vs. CIN, W-4-2	McCool	9	Bagwell	4/18/92	vs. SD, W-4-2	Myers	10
Gentile	5/29/66	vs. PIT, W-3-2	Face	11	Jones	4/22/92	vs. SF, W-3-1	Jackson	12
Wynn	6/26/66	vs. STL, W-6-3	Hoerner	11	Gonzalez	6/19/92	vs. LA, W-2-1	Gott	12
Aspromonte	8/26/66	vs. CHC, W-7-4	Koonce	9	Anthony	7/1/92	vs. CIN, W-3-2	Bankhead	9
Mathews	6/17/67	vs. ATL, W-4-3	Bruce	9	Guerrero	7/21/92	vs. PIT, W-4-3	Mason	12
Harrison	9/26/67	vs. PHI, W-3-2	Boozler	9	Bagwell	9/15/92	vs. SF, W-9-6	Reed	11
Rader	5/27/69	vs. PHI, W-6-2	Peraza	9	Mouton	5/27/95	vs. ATL, W-3-2	Stanton	10
Morgan	8/9/69	vs. MTL, W-5-3	Radatz	11	Biggio	6/5/95	vs. FLA, W-6-5	Nen	9
Menke	9/5/69	vs. SF, W-2-0	Perry	9	Montgomery	7/24/96	vs. SD, W-6-4	Villone	10
Lampard	9/19/69	vs. CIN, W-3-2	Granger	9	Miller	7/28/96	vs. LA, W-3-2	Eischen	9
Rader	4/18/70	vs. SD, W-4-3	Ross	9	Miller	8/24/96	vs. STL, W-3-1	Stottlemeyre	9
Morgan	9/19/71	vs. CIN, W-5-4	Carroll	11	Bagwell	6/3/97	vs. LA, W-4-3	Radinsky	10
Edwards	4/24/72	vs. CHC, W-3-2	Jenkins	11	Berry	7/26/97	vs. MTL, W-9-8	Urbina	10
Wynn	6/16/72	vs. PHI, W-1-0	Selma	11	Berry	4/18/98	vs. MTL, W-4-3	Batista	9
May	8/29/72	vs. PHI, W-2-1	Scarca	9	Biggio	5/16/98	vs. ATL, W-3-2	Ligtenberg	9
Wynn	5/20/73	vs. SF, W-8-7	McDowell	9	Beil	9/15/98	vs. NYM, W-6-5	Tam	12
Rader	5/8/74	vs. PIT, W-8-6	Sadowski	12	Everett	9/10/99	vs. CHC, W-6-4	Ayala	13
May	5/22/74	vs. SD, W-5-1	Romo	9	Hidalgo	4/4/01	vs. MIL, W-8-6	Leskanic	12
Ferguson	4/8/77	vs. ATL, W-3-2	Johnson	11	Hidalgo	6/1/01	vs. LA, W-10-9	Fetters	9
Cruz	8/1/77	vs. PIT, W-4-3	Gossage	11	Biggio	7/31/01	vs. NYM, W-3-2	Riggan	10
Cruz	6/2/78	vs. STL, W-2-1	Denny	9	Ward	4/7/02	vs. STL, W-7-6	Hackman	12
Cruz	7/17/78	vs. PHI, W-2-1	Eastwick	11	Vizcaino	5/18/02	vs. PIT, W-2-1	Lowe	9
Cruz	9/10/80	vs. LA, W-6-5	Sutcliffe	12	Zaun	6/27/02	vs. ARI, W-7-4	Kim	9
Cruz	7/10/82	vs. STL, W-4-2	Forsch	9	Kent	4/11/03	vs. STL, W-3-2	Morris	9
Spilman	7/17/82	vs. PIT, W-4-3	Tekulve	10	Ensberg	6/11/05	vs. TOR, W-6-3	Batista	9
Spilman	4/19/83	vs. CIN, W-6-5	Hume	9	Lamb	7/26/05	vs. PHI, W-2-1	Madson	9
Thon	8/10/83	vs. SD, W-4-3	DeLeon	14	Scott	9/23/06	vs. STL, W-7-4	Johnson	9
Bailey	7/17/84	vs. NYM, W-3-2	Sisk	9	Lee	5/15/07	vs. SF, W-6-5	Sanchez	10
Bass	9/25/85	vs. LA, W-6-4	Niedenfuier	10	Lee	6/28/07	vs. COL, W-8-5	Fuentes	11
Davis	6/23/86	vs. CIN, W-7-6	Power	9	Loretta	6/29/07	vs. COL, W-9-8	Fuentes	9
Reynolds	7/19/86	vs. NYM, W-5-4	McDowell	9	Pence	7/3/07	vs. PHI, W-5-4	Mesa	13
Davis	7/22/86	vs. MTL, W-1-0	Youmans	10	Tejada	4/7/08	vs. STL, W-5-3	McClellan	9
Cruz	9/6/86	vs. STL, W-7-6	Worrell	9	Pence	5/4/08	vs. MIL, W-8-6	Stetter	12
Doran	7/9/87	vs. NYM, W-4-3	Myers	9	Berkman	8/29/08	vs. STL, W-3-2	Springer	9
Bass	8/3/87	vs. SF, W-5-3	Price	13	Erstad	9/26/08	vs. ATL, W-5-4	Tavarez	9
Davis	6/8/89	vs. SD, W-7-6	Davis	10					



ALL-TIME INSIDE-THE-PARK HOME RUNS

ASTROS: 36

5-10-62.....	Roman Mejias vs. Don Drysdale (LA) at Houston
8-26-63.....	John Bateman vs. Hank Fischer (Mil) at Houston
7-4-64.....	Joe Gaines vs. Bob Friend (Pit) at Houston
6-12-66.....	Rusty Staub vs. Dick Ellsworth (Chi) at Houston
6-21-66.....	Sonny Jackson vs. Don Sutton (LA) at Houston
6-25-66.....	Sonny Jackson vs. Ray Washburn (StL) at Houston
8-19-66.....	Sonny Jackson vs. Milt Pappas (Cin) at Houston
7-30-67.....	Jimmy Wynn vs. Jack Fisher (NY) at Houston
5-30-69.....	Tom Griffin vs. Bob Moose (Pit) at Pittsburgh
8-4-69.....	Doug Rader vs. Ferguson Jenkins (Chi) at Houston
9-13-70.....	Joe Morgan vs. Rick Kester (Atl) at Houston
6-29-71.....	Cesar Cedeno vs. Phil Niekro (Atl) at Houston
9-2-71.....	Cesar Cedeno vs. Claude Osteen (LA) at Houston
7-18-72.....	Cesar Cedeno vs. Reggie Cleveland (StL) at Houston
8-31-74.....	Doug Rader vs. Jim Lonborg (Phi) at Philadelphia
5-10-77.....	Wilbur Howard vs. Mike Krukow (Chi) at Houston
6-20-79.....	Denny Walling vs. Craig Swan (NY) at Houston
8-14-79.....	Joaquin Andujar vs. Bill Lee (Mon) at Houston
8-25-82.....	Art Howe vs. Ed Lynch (NY) at Houston
7-3-83.....	Terry Puhl vs. Tom Niedenfuer (LA) at Houston
7-25-85.....	Glenn Davis vs. Dwight Gooden (NY) at New York
4-22-87.....	Bill Doran vs. David Palmer (Atl) at Houston
6-19-87.....	Bill Doran vs. Orel Hershiser (LA) at Houston
6-30-90.....	Franklin Stubbs vs. Darrel Akerfelds (Phi) at Philadelphia
8-26-91.....	Ken Caminiti vs. Sid Fernandez (NY) at Houston
5-8-92.....	Butch Henry vs. Doug Drabek (Pit) at Pittsburgh
9-1-92.....	Ken Caminiti vs. Cliff Brantley (Phi) at Houston
5-22-93.....	Ken Caminiti vs. Andy Benes (SD) at San Diego
9-14-93.....	Steve Finley vs. Gary Wayne (Col) at Colorado
7-3-94.....	Ken Caminiti vs. Dan Plesac (Chi) at Houston
7-1-97.....	Tim Lincecum vs. Albie Lopez (Cle) at Houston
8-29-98.....	Bill Spiers vs. Jason Schmidt (Pit) at Houston
7-2-99.....	Carl Everett vs. Scott Sullivan (Cin) at Cincinnati
9-27-00.....	Tim Lincecum vs. Jimmy Anderson (Pit) at Pittsburgh
6-17-02.....	Lance Berkman vs. Jose Cabrera (Mil) at Milwaukee
8-6-03.....	Adam Everett vs. Pedro Feliciano (NYM) at Houston

OPPONENTS: 41

6-23-62.....	Richie Ashburn vs. Dean Stone at New York
4-22-63.....	Bill White (StL) vs. Ken Johnson at Houston
4-21-64.....	Chico Ruiz (Cin) vs. Larry Yellen at Houston
6-7-64.....	Bill Mazerowski vs. Bob Bruce at Pittsburgh
9-1-64.....	Richie Allen vs. Dick Farrell at Philadelphia
5-23-65.....	Jim Hart (SF) vs. Ken Johnson at Houston
6-11-65.....	Johnny Callison vs. Jim Owens at Philadelphia
6-22-65.....	Tony Gonzalez (Phi) vs. Bob Bruce at Houston
5-14-66.....	Bill White vs. Larry Dierker at Philadelphia
8-1-66.....	Richie Allen vs. Jim Owens at Philadelphia
6-30-67.....	Wes Parker (LA) vs. Don Wilson at Houston
7-22-67.....	Manny Mota vs. Dan Schneider at Pittsburgh
7-23-67.....	Donn Clendenon vs. Carroll Sembera at Pittsburgh
9-20-68.....	Leo Cardenas (Cin) vs. Larry Dierker at Houston
4-17-69.....	Sonny Jackson (Atl) vs. Wade Blasingame at Houston
6-10-69.....	Al Oliver (Pit) vs. Tom Griffin at Houston
7-1-69.....	Manny Mota vs. Denny Lemaster at Los Angeles
7-16-69.....	Willie Davis (LA) vs. Larry Dierker at Houston
5-3-70.....	Lou Brock vs. Tom Griffin at St. Louis
7-9-70.....	Willie Davis (LA) vs. Jack Billingham at Houston
8-8-70.....	Lee Pitlock vs. Wade Blasingame at San Fran.
8-14-70.....	Adolfo Phillips (Mon) vs. Ron Cook at Houston
5-30-72.....	Johnny Bench (Cin) vs. Don Wilson at Houston
7-9-72.....	Dal Maxvill vs. Larry Dierker at St. Louis
8-18-72.....	Larry Bowa vs. Dave Roberts at Philadelphia
8-30-72.....	Terry Harmon (Phi) vs. Jerry Reuss at Houston
5-12-74.....	Merv Rettenmund vs. Don Wilson at Cincinnati
7-21-74.....	Jose Cruz vs. Ken Forsch at St. Louis
9-8-79.....	Johnnie LeMaster (SF) vs. Joe Sambito at Houston
6-21-80.....	Omar Moreno (Pit) vs. Vern Ruhle at Houston
9-6-81.....	Andre Dawson vs. Joe Niekro at Montreal
9-1-84.....	Tom Nieto vs. Bob Knepper at St. Louis
5-22-85.....	Marvel Wynne vs. Bob Knepper at Pittsburgh
7-24-85.....	Von Hayes vs. Nolan Ryan at Philadelphia
5-11-86.....	Bill Almon vs. Charley Kerfeld at Pittsburgh
7-1-99.....	J.D. Drew (StL) vs. Trevor Miller at Houston
7-21-99.....	Tony Womack (Ari) vs. Billy Wagner at Houston
8-12-01.....	Mike Redmond (Fla) vs. Dave Mlicki at Florida
6-15-07.....	Willie Bloomquist (Sea) vs. Wandy Rodriguez at Houston
5-19-08.....	Geovany Soto (Chi-NL) vs. Brian Moehler at Houston
7-21-08.....	Freddy Sanchez (Pit) vs. Tim Lincecum at Houston

HISTORY & RECORDS

ASTROS HOME RUNS IN HOUSTON

On May 11, 1998, Jeff Bagwell hit his 98th Astrodome home run off the Marlins' Livan Hernandez to put the first baseman one ahead of outfielder Jimmy Wynn, whose 97 Houston homers was the most by any player in the history of the franchise. Bagwell eventually hit 126 home runs in the Astrodome before the Astros moved to Minute Maid Park in 2000. Wynn hit 93 of his roundtrippers in the Astrodome and four in Colt Stadium during his 11-year career which lasted from 1963-73. And, speaking of Colt Stadium, the record for Houston homers in that facility stands at 21 by Bob Aspromonte. Lance Berkman is the active club leader in home runs hit at Minute Maid Park, with 130.

1. Jeff Bagwell.....	234
2. Craig Biggio.....	143
3. Lance Berkman.....	130
4. Jimmy Wynn.....	97
5. Glenn Davis.....	72
6. Morgan Ensberg.....	65
7. Cesar Cedeno.....	64
8. Doug Rader.....	63
9. Richard Hidalgo.....	54
10. Moises Alou.....	51

HISTORY & RECORDS

ASTROS NATIONAL LEAGUE STATISTICAL LEADERS

BATTING

	NO.	YEAR
RUNS		
Jeff Bagwell	104	1994
Craig Biggio	123	1995
Craig Biggio	146	1997
Jeff Bagwell	143	1999
Jeff Bagwell	152	2000

HITS

Jose Cruz	189	*1983
-----------	-----	-------

DOUBLES

Rusty Staub	44	1967
Cesar Cedeno	40	1971
Cesar Cedeno	39	*1972
Craig Biggio	44	*1994
Jeff Bagwell	48	1996
Craig Biggio	51	1998
Craig Biggio	56	1999
Lance Berkman	55	2001
Lance Berkman	46	*2008

TRIPLES

Joe Morgan & Roger Metzger	11	*1971
Roger Metzger	14	1973
Craig Reynolds	12	*1981
Dickie Thon	10	1982
Steve Finley	13	1993

HR

Jeff Bagwell	116	1994
Lance Berkman	128	2002

TOTAL BASES

Jeff Bagwell	300	1994
--------------	-----	------

HIT BY PITCH

Craig Biggio	22	1995
Craig Biggio	27	1996
Craig Biggio	34	1997
Craig Biggio	28	2001
Craig Biggio	27	2003

WALKS

Joe Morgan	97	1965
Jimmy Wynn	148	1969
Joe Morgan	93	*1980
Jeff Bagwell	149	1999

STRIKEOUTS

Jimmy Wynn	137	1967
Lee May	145	1972

STOLEN BASES

Craig Biggio	39	1994
--------------	----	------

EXTRA BASE HITS

Jeff Bagwell	73	1994
--------------	----	------

SLUGGING PCT.

Jeff Bagwell	.750	1994
--------------	------	------

PITCHING

	NO.	YEAR
EARNED RUN AVERAGE		
J.R. Richard	2.71	1979
Nolan Ryan	1.69	1981
Mike Scott	2.22	1986
Nolan Ryan	2.76	1987
Danny Darwin	2.21	1990
Roger Clemens	1.87	2005
Roy Oswalt	2.98	2006

SHUTOUTS

Joe Niekro	5	*1979
Mike Scott, Bob Knepper	5	*1986
Pete Harnisch	4	1993

STRIKEOUTS

J.R. Richard	303	1978
J.R. Richard	313	1979
Mike Scott	306	1986
Nolan Ryan	270	1987
Nolan Ryan	228	1988

VICTORIES

Joe Niekro	21	*1979
Mike Scott	20	1989
Mike Hampton	22	1999
Roy Oswalt	20	2004

WINNING PERCENTAGE

Mark Portugal	.818 (18-4)	1993
Mike Hampton	.846 (22-4)	1999
^Roy Oswalt	.824 (14-3)	2001
Roger Clemens	.818 (18-4)	2004

APPEARANCES

Juan Agosto	82	1990
Joe Boever	81	1992

WALKS

Jerry Reuss	117	1973
J.R. Richard	138	1975
J.R. Richard	151	1976
Darryl Kile	82	1994

HIT BATSMEN

Darryl Kile	15	1993
Darryl Kile	16	*1996

HOME RUNS ALLOWED

Jose Lima	48	2000
Brandon Backe	36	2008

RUNS ALLOWED

Jose Lima	152	2000
-----------	-----	------

EARNED RUNS ALLOWED

Jose Lima	145	2000
Brandon Backe	112	2008

* Tied for lead

^ denotes Rookie

HISTORY & RECORDS



HOUSTON 20-GAME WINNERS

	W-L	ERA	IP	H	R	ER	BB	SO
1969	Larry Dierker	20-13	2.33	305.1	240	97	79	232
1976	J.R. Richard	20-15	2.75	291.0	221	105	89	214
1979	Joe Niekro	21-11	3.00	263.2	221	102	88	218
1980	Joe Niekro	20-12	3.55	256.0	268	119	101	227
1989	Mike Scott	20-10	3.10	229.0	180	87	79	172
1999	Mike Hampton	22-4	2.90	239.0	206	86	77	101
1999	Jose Lima	21-10	3.58	246.1	256	108	98	187
2004	Roy Oswalt	20-10	3.49	237.0	233	100	92	206
2005	Roy Oswalt	20-12	2.94	241.2	243	85	79	184

NO-HIT GAMES

BY HOUSTON PITCHERS: 10

1963	Don Nottebart vs. Philadelphia, May 17	4-1
	Catcher: John Bateman	
1964	Ken Johnson vs. Cincinnati, April 23	Lost 1-0
	Catcher: Jerry Grote	
1967	Don Wilson vs. Atlanta, June 18	2-0
	Catcher: Dave Adlesh	
1969	Don Wilson at Cincinnati, May 1	4-0
	Catcher: Don Bryant	
1976	Larry Dierker vs. Montreal, July 9	6-0
	Catcher: Ed Herrmann	
1979	Ken Forsch vs. Atlanta, April 7	6-0
	Catcher: Alan Ashby	
1981	Nolan Ryan vs. Los Angeles, September 26	5-0
	Catcher: Alan Ashby	
1986	Mike Scott vs. San Francisco, September 25	2-0
	Catcher: Alan Ashby	
1993	Darryl Kile vs. New York, September 8	7-1
	Catcher: Scott Servais	
2003	Oswalt, Munro, Saarloos, Lidge, Dotel, Wagner at New York (AL), June 11	8-0
	Catcher: Brad Ausmus	

PITCHED AGAINST HOUSTON: 4

1963	Juan Marichal at San Francisco, June 15	1-0
	Catcher: Ed Bailey	
1969	Jim Maloney at Cincinnati, April 30	10-0
	Catcher: Johnny Bench	
1997	Francisco Cordova (9.0)/Ricardo Rincon (1.0) at Pittsburgh, July 12	3-0
	Catcher: Jason Kendall	
2008	CH's (NL) Carlos Zambrano (9.0) at Miller Park in Milwaukee, September 14	5-0
	Catcher: Geovany Soto	

ONE-HIT GAMES

BY HOUSTON PITCHERS: 24

1963	Bob Bruce vs. Cincinnati, April 26	2-0
1966	Dick Farrell (8 inn.), Claude Raymond (1 inn.) at Philadelphia, May 13	1-0
1966	Dave Gustafson at San Francisco, August 13	3-0
1970	Tom Griffin vs. San Diego, April 19	5-1
1971	Larry Dierker at San Diego, May 26 (Game 2)	8-0
1971	Don Wilson vs. Cincinnati, September 17	4-1
1972	Jerry Reuss vs. Philadelphia, June 18	10-0
1972	Larry Dierker vs. New York, June 19	3-0
1974	Tom Griffin vs. Pittsburgh, May 7	2-1
1974	Dave Roberts vs. Philadelphia, August 24	1-0
1974	Don Wilson (8 inn.), Mike Cosgrove (1 inn.) vs. Cincinnati, September 4	Lost 2-1
1980	J.R. Richard at Los Angeles, April 19	2-0
1980	Nolan Ryan (7 inn.), Joe Sambuto (2 inn.) vs. St. Louis, June 19	2-0
1982	Nolan Ryan at San Diego, August 11	3-0
1983	Nolan Ryan at San Diego, August 3	1-0
1986	Nolan Ryan (9.1 inn.), Dave Smith (0.2 inn.) vs. Montreal, July 22	1-0
1987	Mike Scott at Los Angeles, April 15	4-0
1988	Mike Scott vs. Atlanta, June 12	5-0
1988	Bob Knepper vs. Atlanta, September 21	1-0
1989	Mike Scott vs. Pittsburgh, May 19	3-0
1993	Pete Harnisch at Chicago, July 10 (Game 1)	4-0
1993	Pete Harnisch vs. San Diego, September 17	3-0
2000	Chris Hoak at Milwaukee, April 28	7-0
2008	Roy Oswalt at Colorado, September 6	2-0

PITCHED AGAINST HOUSTON: 25

1962	Al Jackson at New York, June 22 (Game 1)	2-0
1963	Johnny Podres (8.0), Larry Sherry (1.0) vs. Los Angeles, August 4	4-0
1964	Jim Bunning vs. Philadelphia, May 18	4-0
1965	Joe Nuxhall vs. Cincinnati, July 24 (Game 2)	2-0
1967	Al Jackson vs. St. Louis, April 25	4-0
1969	Dick Kelley at San Diego, July 6 (Game 2)	1-0
1969	Jim Maloney at Cincinnati, September 26	3-0
1971	Don Sutton at Los Angeles, June 19	4-0
1973	Jon Matlack at New York, July 10	1-0
1979	Steve Carlton vs. Philadelphia, June 5	8-0
1982	Jerry Reuss at Los Angeles, April 21	6-0
1983	Charlie Lea vs. Montreal, April 16	2-0
1986	Jimmy Jones vs. San Diego, September 21	5-0
1987	Floyd Youmans vs. Montreal, July 8	1-0
1988	Ardy Hawk vs. San Diego, April 24	3-0
1988	Don Robinson vs. San Francisco, August 10	5-0
1990	Bob Tewksbury at St. Louis, August 17	5-0
1994	Vicente Palacios vs. St. Louis, July 19	10-0
1995	Greg Maddux vs. Atlanta, May 28	3-1
1996	Steve Trachsel at Chicago, May 13	6-0
1998	Kerry Wood at Chicago, May 6	2-0
1999	R. Villone (7.0), D. Graves (2.0) vs. Cincinnati, June 24	3-0
2005	Zambrano (8.0), Ohman (1.0) vs. Chicago-NL, June 5	8-0
2006	O. Hernandez (5.1), R. Hernandez (1.0), Oliver (0.2), Mota (1.0)	Won 2-1
2008	Ted Lilly (7.0), Jeff Samardzija (0.1), Carlos Marmol (0.2) and Bob Howry (1.0) vs. Chicago (NL) at Miller Park in Milwaukee, Sept. 15	6-1

HISTORY & RECORDS

200+ STRIKEOUTS IN ONE SEASON

NO	PITCHER	YEAR
203	Turk Farrell	1962
203	Mike Cuellar	1967
200	Tom Griffin	1969
232	Larry Dierker	1969
235	Don Wilson	1969
214	J.R. Richard	1976
214	J.R. Richard	1977
303	J.R. Richard	1978
313	J.R. Richard	1979
200	Nolan Ryan	1980
245	Nolan Ryan	1982
209	Nolan Ryan	1985
306	Mike Scott	1986
270	Nolan Ryan	1987
233	Mike Scott	1987
228	Nolan Ryan	1988
204	Shane Reynolds	1996
219	Darryl Kile	1996
205	Darryl Kile	1997
209	Shane Reynolds	1998
208	Roy Oswalt	2002
218	Roger Clemens	2004
206	Roy Oswalt	2004

20+ SAVES IN ONE SEASON

NO	PITCHER	YEAR
23	Hal Woodeshick	1964
29	Fred Gladding	1969
22	Joe Sambito	1979
20	Frank DiPino	1983
27	Dave Smith	1985
33	Dave Smith	1986
24	Dave Smith	1987
27	Dave Smith	1988
25	Dave Smith	1989
36	Doug Jones	1992
26	Doug Jones	1993
23	*Billy Wagner	1997
30	*Billy Wagner	1998
39	*Billy Wagner	1999
39	*Billy Wagner	2001
35	*Billy Wagner	2002
44	*Billy Wagner	2003
29	Brad Lidge	2004
42	Brad Lidge	2005
32	Brad Lidge	2006
44	Jose Valverde	2008

* denotes left hander

ALL-TIME TRIPLE PLAYS

BY HOUSTON

DATE	OPPONENT	BATTER	PLAYERS INVOLVED
7/16/71	.. New York	.. C. Jones	.. Metzger to Menke to Rader
9/17/71	.. Cincinnati	.. Chaney	.. Morgan to Metzger to Mayberry
4/6/78	.. Cincinnati	.. Driessen	.. Ferguson to Metzger to Cabell to Metzger
4/21/78	.. Los Angeles	.. Cey	.. Watson to Metzger
9/15/87	.. Los Angeles	.. Garner	.. Doran to Reynolds to Davis
9/21/90	.. Atlanta	.. Cabrera	.. Caminiti to Rohde to Simms
4/16/91	.. Atlanta	.. Heath	.. Caminiti to Candaale to Bagwell
8/4/91	.. Los Angeles	.. Javier	.. Simms to Caminiti to Cedeno
8/19/04	.. @Philadelphia	.. Pratt	.. Ensberg to Kent to Lamb

BY OPPONENTS

DATE	OPPONENT	BATTER	PLAYERS INVOLVED
5/17/64	.. Philadelphia	.. Grote	.. Hernstein to Wine to Hernstein to Triandos
4/15/65	.. New York	.. Wynn	.. Lewis to Cannizzaro to McMillian
5/30/69	.. Pittsburgh	.. Edwards	.. Oliver to Mazerowski to Oliver to Sangulien
6/3/72	.. Montreal	.. Helms	.. Humphrey to Bailey to Jorgensen to Bailey
5/8/77	.. St. Louis	.. Crawford	.. Tyson to Kessinger to Hernandez
8/16/88	.. St. Louis	.. Pankovits	.. Pendleton to Oquendo to Pagnozzi
5/9/89	.. San Diego	.. Caminiti	.. Salazar to Alomar to Clark to Parent

THE "20-20" CLUB

Only eight players in the history of the Houston franchise have achieved "20-20" status in a season with the Astros. The club members have hit 20-or-more home runs and stolen 20-or-more bases in the same year. Following is a list of Houston's "20-20" players and the seasons in which they accomplished the feat:

YEAR	PLAYER	HR	SB
1965	.. Jimmy Wynn	.. 22	.. 43
1969	.. Jimmy Wynn	.. 33	.. 23
1970	.. Jimmy Wynn	.. 27	.. 24
1972	.. Cesar Cedeno	.. 22	.. 55
1973	.. Cesar Cedeno	.. 25	.. 56
1974	.. Cesar Cedeno	.. 26	.. 57
1983	.. Dickie Thon	.. 20	.. 34
1986	.. Kevin Bass	.. 20	.. 22
1995	.. Craig Biggio	.. 22	.. 33
1996	.. Jeff Bagwell	.. 31	.. 21
1997	.. Jeff Bagwell	.. 43	.. 31
1997	.. Craig Biggio	.. 22	.. 47
1998	.. Craig Biggio	.. 20	.. 50
1999	.. Carl Everett	.. 25	.. 27
1999	.. Jeff Bagwell	.. 42	.. 30
2004	.. Carlos Beltran	.. 23	.. 28

HISTORY & RECORDS



2008 & ALL-TIME MONTH-BY-MONTH

Month	2008			All-Time High			All-Time Low			All-Time Total	
	W-L	PCT	Year	W-L	PCT	Year	W-L	PCT	Year	W-L	PCT
Mar./Apr.	13-16	.448	1980	13-5	.722	1980	4-20	.167	1969	489-510	.489
May	17-11	.608	1969	20-6	.769	1969	10-19	.345	2000/05	625-678	.480
June	10-16	.385	1979	20-8	.714	1979	8-21	.276	1975	620-655	.486
July	10-14	.417	2005	22-7	.759	2005	5-24	.172	1962	640-631	.504
August	21-9	.750	1998	22-7	.759	1998	9-21	.300	1967	691-631	.523
September	15-9	.625	2004	20-7	.740	2004	7-20	.259	1965	624-603	.509
October	0-0	.000	1986	5-0	1.000	1986	0-3	.000	1972	49-39	.567

SWEETS

MOST RECENT ASTROS SWEEPS IN HOUSTON

TEAM	3 GAMES	4 GAMES
Atlanta	9/28-30/90	8/2 5/90
Arizona	---	---
Baltimore	6/3-5/03	---
Chicago (NL)	9-10-12/99	6/4-6/76
Cincinnati	8/30-9/1/05	7/7-10/03
Colorado	6-20-22/05	---
Detroit	---	---
Florida	5/2-4/03	---
Kansas City	7/9-11/99	---
Los Angeles	7/8-10/95	6/1-4/89
Milwaukee	5/2-4/08	8/10-13/98
Montreal	8/3-5/01	7/24-27/97
New York (NL)	8/1-3/08	6/24-27/65
Philadelphia	7/25-27/05	7/21-23/89
Pittsburgh	8/8-10/06	9/8-11/08
St. Louis	8/29-31/08	9/21-9/24/06
San Diego*	7/23-25/99	8/2-5/85
San Francisco	7/17-19/98	8/11-14/08
Tampa Bay	6/6-8/03	---
Toronto	6/10-12/05	---

*Houston swept a five-game series from San Diego in Houston from 6/19-22/69

LAST TIME ASTROS WERE SWEEPED AT HOME

TEAM	3 GAMES	4 GAMES
Atlanta	4/29 5 1/03	7/16-19/92
Arizona	6/23 25/03	---
Baltimore	6/3-5/03	---
Chicago (NL)	8/14-16/06	6/14-17/04
Cincinnati	4/9 11/90	6/24-27/99
Colorado	---	---
Detroit	---	---
Florida	---	---
Kansas City	7/9-11/99	---
Los Angeles	6/14-16/85	---
Milwaukee	---	---
Montreal	8/8-10/95	---
New York	4/6 8/84	---
New York (AL)	6/13-15/08	---
Philadelphia	9/15-17/06	---
Pittsburgh	7/21-23/08	4/7-10/83
St. Louis	7/7 9/06	6/3-6/68
San Diego*	5/21-23/01	---
San Francisco	5/15-17/06	7/25 27/75
Tampa Bay	6/6-8/03	---

*Houston swept a five-game series from San Diego in Houston from 6/19-22/69

MOST RECENT ASTROS SWEEPS ON THE ROAD

TEAM	3 GAMES	4 GAMES
Atlanta	6/2 4/95	6/19-21/64**
Arizona	---	---
Chicago	9/1-3/08	---
Cincinnati	8/30-9/1/04	6/7-10/08
Colorado	---	---
Detroit	6/8-10/98	---
Florida	4/30-5/2/99	---
Los Angeles	5/9-11/08	---
Kansas City	7/6-8/01	---
Milwaukee	---	---
Montreal	5/4-6/01	---
New York	4/9-11/93	9/13-15/63
Philadelphia	9/25-27/06	9/6 9/99
Pittsburgh	8/25 27/06	7/18-20/05
St. Louis	4/12-14/04	---
San Diego	8/9-11/82	8/14-17/80
San Francisco	9/18-20/01	---
Texas	6/20-22/03	---

**Milwaukee Braves

LAST TIME ASTROS WERE SWEEPED ON THE ROAD

TEAM	3 GAMES	4 GAMES
Atlanta	9/5-7/00	5/5-8/05
Arizona	---	5/24-5/27/07
Baltimore	6/17-19/08	---
Chicago	7/13-15/07	6/23-25/67
Cincinnati	6/2-4/06	5/21-24/04
Colorado	5/5-7/06	9/14-16/93
Detroit	6/26 28/06	---
Florida	9/16-18/08	8/25-28/95
Los Angeles	5/25 27/01	6/14-17/84
Kansas City	7/6-8/01	---
Milwaukee	5/30-6/1/08	---
Montreal	5/19-21/00	---
New York	9/7 9/9/07	6/2-5/75
Philadelphia	5/7-9/02	---
Pittsburgh	4/24-4/26/07	---
St. Louis	7/15-17/05	8/18-21/83
San Diego	6/8-10/92	8/6-9/92
San Francisco	5/21-23/07	6/20-22/86
Texas	5/20-22/05	---

HISTORY & RECORDS

TEAM YEAR-BY-YEAR RESULTS

YEAR	WON	LOST	PCT.	POS.	GB	MANAGER
1962	64	96	.400	8	36	Harry Craft
1963	66	96	.407	9	33	Harry Craft
1964	66	96	.407	9	27	Harry Craft (61-88 28 GB) Luman Harris (5-8)
1965	65	97	.401	9	32	Luman Harris
1966	72	90	.444	8	23	Grady Hatton
1967	69	93	.426	9	32	Grady Hatton
1968	72	90	.444	10	25	Grady Hatton (23-38 14 GB) Harry Walker (49-52)
1969*	81	81	.500	5*	12	Harry Walker
1970	79	83	.488	T-4	23	Harry Walker
1971	79	83	.488	T-4	11	Harry Walker
1972	84	69	.549	2	10	Harry Walker (67-54 9 GB) Leo Durocher (16-15) Salty Parker (1-0)
1973	82	80	.506	4	17	Leo Durocher
1974	81	81	.500	4	21	Preston Gomez
1975	64	97	.398	6	43.5	Preston Gomez (47-80 38 GB) Bill Virdon (17-17)
1976	80	82	.494	3	22	Bill Virdon
1977	81	81	.500	3	17	Bill Virdon
1978	74	88	.457	5	21	Bill Virdon
1979	89	73	.549	2	1	Bill Virdon
1980	93	70	.571	1	+1	Bill Virdon
1981**	28	29	.491	3	8	Bill Virdon
	33	20	.623	1	+1	Bill Virdon
1982	77	85	.475	5	12	Bill Virdon (49-62 13 GB) Bob Lillis (28-23)
1983	85	77	.525	3	6	Bob Lillis
1984	80	82	.494	T 2	12	Bob Lillis
1985	83	79	.512	T 3	12	Bob Lillis
1986	96	66	.593	1	+10	Hal Lanier
1987	76	86	.469	3	14	Hal Lanier
1988	82	80	.513	5	12	Hal Lanier
1989	86	76	.531	3	6	Art Howe
1990	75	87	.463	T-4	16	Art Howe
1991	65	97	.401	6	29	Art Howe
1992	81	81	.500	4	17	Art Howe
1993	85	77	.525	3	19	Art Howe
1994***	66	49	.574	2	0.5	Terry Collins
1995	76	68	.528	2	9	Terry Collins
1996	82	80	.506	2	6	Terry Collins
1997	84	78	.525	1	+5	Larry Dierker
1998	102	60	.630	1	+12.5	Larry Dierker
1999	97	65	.599	1	+1.5	Larry Dierker
2000	72	90	.444	4	23.0	Larry Dierker
2001	93	69	.574	1	****0	Larry Dierker
2002	84	78	.519	2	13	Jimmy Williams
2003	87	75	.537	2	1	Jimmy Williams
2004	92	70	.568	2	****13	Jimmy Williams (44-44) Phil Garner (48-26)
2005	89	73	.549	2	*****11	Phil Garner
2006	82	80	.506	2	1.5	Phil Garner
2007	73	89	.451	4	12.0	Phil Garner (58-73) Cecil Cooper (15-16)
2008	86	75	.534	3	11.0	Cecil Cooper
Totals	3738	3747	.499			

*Start of Divisional Play (NL West)

**1981 Totals Reflect First- and Second-Half Standings

***Divisional Realignment (NL Central)

****Tied St. Louis for first place in NL Central

*****Earned NL Wild Card Berth

MANAGERS' CAREER RECORDS

1. Bill Virdon 544-522 (.510) (1975-82)
2. Larry Dierker 448-362 (.553) (1997-01)
3. Art Howe 392-418 (.484) (1989-1993)
4. Harry Walker 355-353 (.501) (1968-72)
5. Bob Lillis 276-261 (.514) (1982-85)
6. Hal Lanier 254-232 (.523) (1986-88)
7. Terry Collins 224-197 (.532) (1994-96)
8. Phil Garner 277-248 (.528) (2004-2007)
9. Jimmy Williams 215-197 (.522) (2002-04)
10. Harry Craft 191-280 (.406) (1962-64)
11. Grady Hatton 164-221 (.426) (1966-68)
12. Preston Gomez .. 128-161 (.443) (1974-75)
13. Cecil Cooper 101-91 (.526) (2007-present)
14. Leo Durocher 98-95 (.508) (1972-73)
15. Luman Harris 70-105 (.400) (1964-65)

** Salty Parker was 1-0 as the interim manager in 1972.

SLOWEST STARTS

G	W-L	YR.
1	0-1	(22 times)
2	0-2	(16 times)
3	0-3	(10 times)
4	0-4	(69,78,81,83,90,07)
5	0-5	(69,78,83)
6	0-6	(83)
7	0-7	(83)
8	0-8	(83)
9	0-9	(83)

*won 10th game in 1983

HISTORY & RECORDS



HOUSTON AT HOME

1962	32-48	1978	50-31	1994	37-22
1963	44-37	1979	52-29	1995	36-36
1964	41-40	1980	55-26	1996	48-33
1965	36-45	1981	31-20	1997	46-35
1966	45-36	1982	43-38	1998	55-26
1967	46-35	1983	46-36	1999	50-32
1968	42-39	1984	43-38	2000	39-42
1969	52-29	1985	44-37	2001	44-37
1970	44-37	1986	52-29	2002	47-34
1971	39-42	1987	47-34	2003	48-33
1972	41-36	1988	44-37	2004	48-33
1973	41-40	1989	47-35	2005	53-28
1974	46-35	1990	49-32	2006	44-37
1975	37-44	1991	37-44	2007	42-39
1976	46-36	1992	47-34	2008	46-33
1977	46-35	1993	44-37		

Best Astros Home Season: 55-26 in 1980, 1998
 Worst Astros Home Season: 32-48 in 1962
 Home Record at Colt Stadium: 117-125 (.483)
 Home Record in the Astrodome: 1564-1210 (.564)
 Home Record at Minute Maid Park: 412-314 (.567)

HOUSTON ON THE ROAD

1962	32-48	1978	24-57	1994	29-27
1963	22-59	1979	37-44	1995	40-32
1964	25-56	1980	38-44	1996	34-47
1965	29-52	1981	30-29	1997	38-43
1966	27-54	1982	34-47	1998	47-34
1967	23-58	1983	39-41	1999	47-33
1968	30-51	1984	37-44	2000	33-48
1969	29-52	1985	39-42	2001	49-32
1970	35-46	1986	44-37	2002	37-44
1971	40-41	1987	29-52	2003	39-42
1972	43-33	1988	38-43	2004	44-37
1973	41-40	1989	39-41	2005	36-45
1974	35-46	1990	26-55	2006	38-43
1975	27-53	1991	28-53	2007	31-50
1976	34-46	1992	34-47	2008	39-42
1977	35-46	1993	41-40		

Best Astros Road Season: 49-32 in 2001
 Worst Astros Road Season: 22-59 in 1963

HOUSTON DOUBLEHEADERS ALL-TIME

	HOME W-L-S	ROAD W-L-S	TOTAL W-L-S
Atlanta	5-1-3	7-9-5	12-10-8
Chicago	2-0-3	4-6-9	6-6-12
Cincinnati	1-0-1	3-10-15	4-10-16
Colorado	0-0-0	0-1-0	0-1-0
Florida	0-0-1	0-0-0	0-0-1
Los Angeles	0-3-0	2-4-1	2-7-1
Milwaukee	0-0-0	0-2-0	0-2-0
Montreal	0-0-1	2-2-4	2-2-5
New York	4-0-2	8-11-11	12-11-13
Philadelphia	2-3-1	0-5-5	2-8-6
Pittsburgh	0-2-0	3-9-9	3-11-9
St. Louis	1-0-3	0-1-7	1-1-10
San Diego	4-1-4	4-4-5	8-5-9
San Francisco	0-1-4	3-8-12	3-9-16
TOTALS	20-11-23	35-72-83	55-83-106

HISTORY & RECORDS

HISTORY & RECORDS

BEST WON/LOST RECORDS BY GAME

G	W-L	YR.
1	1-0	(22 times)
2	2-0	(12 times)
3	3-0	(62,68,79,87,88,01)
4	4-0	(68,87,01)
5	5-0	(87)
6	6-0	(87)
7	6-1	(87,88)
8	7-1	(88)
9	7-2	(72,80,87,88)
10	8-2	(72)
11	9-2	(72)
12	9-3	(72)
13	9-4	(72,79,86,88,04,06)
14	10-4	(72,79,86,88,06)
15	11-4	(72,79)
16	12-4	(79)
17	12-5	(72,79,80,86,06)
18	13-5	(79,80,86,06)
19	14-5	(79,80)
20	14-6	(79,80,86,06)
21	15-6	(79,80,86,06)
22	16-6	(80)
23	16-7	(80)
24	17-7	(80)
25	17-8	(80)
26	17-9	(80,06)
27	18-9	(80,06)
28	19-9	(06)
29	19-10	(73,98,06)
30	20-10	(73)
31	20-11	(73,98)
32	21-11	(73)
33	22-11	(73)
34	22-12	(72,73,99)
35	23-12	(72,99)
36	24-12	(72)
37	24-13	(72,98,99)
38	25-13	(98)
39	25-14	(98,99)
40	25-15	(73,98,99)
41	26-15	(72,73,98)
42	27-15	(98)
43	27-16	(98,99)
44	28-16	(99)
45	29-16	(99)
46	29-17	(98,99)
47	29-18	(98,99)
48	30-18	(98)
49	31-18	(98)
50	31-19	(98)
51	32-19	(98)
52	32-20	(98)
53	33-20	(98)
54	33-21	(80,98,99)
55	33-22	(80,98,99)
56	34-22	(80,98,99)

G	W-L	YR.
57	35-22	(98)
58	35-23	(72,80,98,99)
59	36-23	(72,80,99)
60	37-23	(80,99)
61	38-23	(80,99)
62	39-23	(80,99)
63	40-23	(80)
64	40-24	(80,98)
65	40-25	(80,98)
66	41-25	(80)
67	41-26	(80,98,99)
68	42-26	(80,98,99)
69	42-27	(80,98,99)
70	43-27	(80,98)
71	43-28	(72,80,98,99)
72	44-28	(98)
73	45-28	(98)
74	46-28	(98)
75	46-29	(98)
76	47-29	(98)
77	47-30	(98)
78	47-31	(79,98)
79	48-31	(79)
80	49-31	(79)
81	50-31	(79)
82	51-31	(79)
83	52-31	(79)
84	52-32	(79)
85	53-32	(79)
86	53-33	(79)
87	53-34	(79,98)
88	54-34	(98)
89	54-35	(98)
90	54-36	(98)
91	54-37	(98,99)
92	55-37	(99)
93	56-37	(99)
94	56-38	(99)
95	56-39	(98,99)
96	57-39	(98)
97	58-39	(98)
98	59-39	(98)
99	59-40	(98,99)
100	60-40	(99)
101	61-40	(99)
102	62-40	(99)
103	62-41	(99)
104	63-41	(99)
105	64-41	(99)
106	64-42	(99)
107	65-42	(99)
108	65-43	(99)
109	66-43	(99)
110	67-43	(99)
111	67-44	(98,99)
112	68-44	(99)

G	W-L	YR.
113	69-44	(99)
114	69-45	(99)
115	69-46	(98,99)
116	70-46	(98)
117	71-46	(98)
118	72-46	(98)
119	73-46	(98)
120	74-46	(98)
121	75-46	(98)
122	75-47	(98)
123	76-47	(98)
124	76-48	(98)
125	76-49	(98)
126	77-49	(98)
127	78-49	(98)
128	78-50	(98)
129	79-50	(98)
130	80-50	(98)
131	81-50	(98)
132	82-50	(98)
133	83-50	(98)
134	83-51	(98)
135	84-51	(98)
136	85-51	(98)
137	86-51	(98)
138	87-51	(98)
139	87-52	(98)
140	88-52	(98)
141	88-53	(98)
142	89-53	(98)
143	90-53	(98)
144	91-53	(98)
145	92-53	(98)
146	93-53	(98)
147	94-53	(98)
148	95-53	(98)
149	96-53	(98)
150	96-54	(98)
151	96-55	(98)
152	97-55	(98)
153	97-56	(98)
154	97-57	(98)
155	98-57	(98)
156	98-58	(98)
157	99-58	(98)
158	99-59	(98)
159	100-59	(98)
160	101-59	(98)
161	101-60	(98)
162	102-60	(98)
163	93-70	(80)

HISTORY & RECORDS



ASTROS ATTENDANCE RECORDS

Season: Home.....	3,087,872.....	2004
Season: Road.....	2,647,485.....	2007
Season: Home and Road.....	5,667,890.....	2007
Opening Day: Home.....	51,666.....	April 6, 1999..... Chicago (NL)
Single Game: Home.....	54,037.....	September 28, 1999..... Cincinnati
Doubleheader: Home.....	45,115.....	August 4, 1979..... Atlanta
Day-Night Doubleheader: Home		
Day.....	30,738	
Night.....	42,595	
Total.....	73,333.....	July 24, 1965..... Cincinnati
Night Game: Home.....	54,037.....	September 28, 1999..... Cincinnati
Day Game: Home.....	52,493.....	September 12, 1998..... St. Louis
Weekday Game: Home.....	54,037.....	September 28, 1999..... Cincinnati
Weekday Day Game: Home (non-opener).....	43,727.....	July 1, 1999..... St. Louis
Largest: Home.....	54,037.....	September 28, 1999..... Cincinnati
Largest: Road.....	60,864.....	June 12, 1993..... Colorado
Smallest: Home.....	0.....	*May 12, 1995..... Philadelphia
Smallest: Astrodome.....	0.....	*May 12, 1995..... Philadelphia
Smallest: Road.....	737.....	September 8, 1975..... Atlanta
Largest Single Home Stand.....	446,087.....	May 17-June 1, 1965 16 dates

* zero tickets sold; all were given away free.

YEAR-BY-YEAR HOUSTON ATTENDANCE DATA

YEAR	HOME	ROAD	TOTAL	YEAR	HOME	ROAD	TOTAL
1962	924,456	925,345	1,849,801	1986	1,734,276	1,816,220	3,550,496
1963	719,502	765,720	1,485,222	1987	1,909,902	1,894,294	3,804,196
1964	725,773	853,254	1,579,027	1988	1,933,505	1,909,916	3,843,421
1965	2,151,470	952,749	3,104,219	1989	1,834,908	1,996,660	3,831,568
1966	1,872,108	1,109,584	2,981,692	1990	1,310,927	1,831,131	3,142,058
1967	1,348,303	1,088,450	2,436,753	1991	1,196,152	2,039,738	3,235,890
1968	1,312,887	877,059	2,189,946	1992	1,211,412	1,946,653	3,158,065
1969	1,442,995	913,628	2,356,623	1993	2,084,546	2,421,566	4,506,112
1970	1,253,444	1,155,731	2,409,175	1994	1,561,136	1,701,925	3,263,061
1971	1,261,589	1,186,238	2,447,827	1995	1,363,801	1,650,552	3,014,353
1972	1,469,247	1,261,515	2,730,762	1996	1,975,888	2,030,978	4,006,866
1973	1,394,004	1,239,188	2,633,192	1997	2,046,781	2,115,796	4,162,577
1974	1,090,728	1,214,237	2,304,965	1998	2,450,451	2,235,431	4,685,882
1975	858,002	1,161,573	2,019,575	1999	2,706,017	2,056,636	4,762,653
1976	886,146	1,211,254	2,097,400	2000	3,056,139	2,446,596	5,502,735
1977	1,109,560	1,505,319	2,614,879	2001	2,904,820	2,344,425	5,248,705
1978	1,126,145	1,417,063	2,543,208	2002	2,517,357	2,241,224	4,758,581
1979	1,900,312	1,588,414	3,488,726	2003	2,454,241	2,223,645	4,677,886
1980	2,278,217	1,838,719	4,116,936	2004	3,087,872	2,461,031	5,548,903
1981	1,321,282	1,168,379	2,489,661	2005	2,804,760	2,451,857	5,256,617
1982	1,558,555	1,585,541	3,144,096	2006	3,022,763	2,550,582	5,573,345
1983	1,351,962	1,640,827	2,992,789	2007	3,020,405	2,647,485	5,667,890
1984	1,229,862	1,526,616	2,756,478	2008	2,779,487	2,607,999	5,387,486
1985	1,184,314	1,645,925	2,830,239	TOTALS	82,738,409	79,454,668	162,192,537

MONTHLY ATTENDANCE RECORDS

April.....	514,389.....	2006.....	16 dates
May.....	641,054.....	2004.....	17 dates
June.....	617,990.....	2008.....	16 dates
July.....	603,102.....	2001.....	16 dates
August.....	572,262.....	2000.....	16 dates
September.....	573,129.....	2000.....	16 dates
October.....	154,886.....	1999.....	3 dates

TEAM SERIES ATTENDANCE RECORDS

TEAM	2-GAME SERIES	3-GAME SERIES	4-GAME SERIES
Arizona	55,846 July 21-22, 1999	128,454 July 28-30, 2006	143,090 July 26-29, 2004
Atlanta	64,808 August 25-26, 1998	130,458 September 28-20, 2007	170,447 July 18-21, 1996
Baltimore	--	78,140 June 3-5, 2003	--
Boston	--	127,466 June 27-29, 2008	--
Chicago (AL)	--	119,604 June 2-4, 2000	--
Chicago (NL)	50,341 July 24-25, 1979	155,697 September 25-27, 1998	172,390 July 21-23, 2001
Cincinnati	106,279 September 28-29, 1999	133,079 September 21-23, 1979	167,915 May 12-15, 2000
Cleveland	--	125,708 July 18-20, 1999	--
Colorado	54,209 July 20-21, 1998	128,072 October 1-3, 2004	163,729 June 28-July 1, 2007
Detroit	--	110,291 July 15-17, 1999	--
Florida	68,771 April 16-17, 2007	116,519 August 27-29, 1999	129,240 September 12-15, 2005
Kansas City	--	118,827 July 7-9, 2000	--
Los Angeles (AL)	--	122,367 June 18-20, 2004	--
Los Angeles (NL)	72,178 September 9-10, 1980	154,886 October 1-3, 1999	167,072 August 5-8, 1988
Milwaukee	58,292 April 20-21, 2005	125,250 August 10-12, 2007	143,546 September 6-9, 2001
Minnesota	50,325 June 22-23, 1998	109,725 June 20-22, 2006	--
New York (AL)	--	129,669 June 13-15	--
New York (NL)	51,878 May 13-14, 1987	121,784 September 1-3, 2006	172,835 July 28-31, 2005
Oakland	--	110,272 June 12-14, 2007	--
Philadelphia	30,486 May 27-28, 1969	123,604 September 15-17, 2006	156,154 May 22-25, 2008
Pittsburgh	52,071 June 18-19, 1965	128,035 June 20-22, 1980	150,685 September 14-17, 2000
St. Louis	73,992 July 21-22, 1965	157,017 September 11-13, 1998	169,840 July 6-9, 2006
San Diego	62,034 April 21-22, 2008	129,973 August 11-13, 2006	155,715 July 26-29, 2007
San Francisco	70,419 September 24-25, 1986	130,922 October 2-4, 2001	135,447 May 12-15, 2005
Seattle	--	121,315 June 15-17, 2007	--
Tampa Bay	--	88,775 June 6-8, 2003	--
Texas	81,179 June 28-29, 2002	129,725 June 15-17, 2001	--
Toronto	--	94,116 June 10-12, 2005	--
Washington*	45,471 May 13-14, 1980	117,783 August 4-6, 2006	132,877 August 20-23, 2007

*includes franchise history as Montreal Expos.

HISTORY & RECORDS



ASTROS ATTENDANCE RECORDS IN HOUSTON

	Largest	Smallest	Largest Season
Arizona	43,386 7/29/06	18,328 - 4/26/99	134,681 1999
Atlanta	51,526 - 5/16/98	2,600 - 10/1/85	252,479 - 2000
Baltimore	26,883 6/5/03	25,545 - 6/3/03	78,140 - 2003
Boston	43,073 - 6/28/08	42,066 6/29/08	127,466 - 2008
Chicago (AL)	41,117 6/4/00	25,344 - 7/2/98	119,604 - 2000
Chicago (NL)	52,199 - 8/16/98	3,427 - 6/9/75	421,765 - 2001
Cincinnati	54,037 - 9/28/99	3,117 - 9/4/73	323,617 1980
Cleveland	50,299 7/18/99	23,998 - 7/1/97	125,708 - 1999
Colorado	43,279 - 10/2/04	13,833 9/9/96	167,297 - 1994
Detroit	41,177 - 7/17/99	32,573 7/15/99	110,291 - 1999
Florida	43,666 4/3/06	11,238 - 6/5/95	148,162 - 1996
Kansas City	42,585 - 7/8/00	23,228 6/7/98	118,827 2000
Los Angeles (AL)	42,449 6/19/04	38,328 - 6/18/04	122,367 - 2004
Los Angeles (NL)	52,062 - 10/2/99	5,323 9/25/64	347,332 - 1965
Milwaukee	43,578 - 8/12/07	13,580 9/3/97	368,853 2004
Minnesota	43,769 6/22/06	23,168 - 6/22/98	106,395 - 2000
New York (AL)	43,409 - 6/14/08	43,095 - 6/13/08	129,669 - 2008
New York (NL)	44,540 4/26/80	1,638 - 9/8/62 (1)	256,403 - 1965
Philadelphia	52,071 - 8/7/98	0 5/12/95	228,899 1965
Pittsburgh	48,176 4/21/79	2,782 9/26/63	362,542 2004
St. Louis	52,493 - 9/12/98	2,551 - 4/23/63	331,409 - 2004
San Diego	43,591 8/12/06	3,044 - 9/7/74	226,301 - 1999
San Francisco	49,035 - 6/19/93	3,621 9/9/85	282,319 - 1989
Seattle	42,019 - 6/17/07	32,048 - 6/21/02	100,054 - 2002
Tampa Bay	32,408 - 6/12/03	27,546 6/6/03	88,775 - 2003
Texas	43,277 - 6/17/01	35,761 - 5/21/05	129,725 - 2001
Toronto	34,925 - 6/11/05	28,607 - 6/10/05	94,116 - 2005
Washington/Montreal	46,215 4/29/78	6,195 6/13/77	182,989 1999

ASTROS ATTENDANCE RECORDS ON THE ROAD

	Largest	Smallest	Largest Season
Arizona	44,076 - 9/6/98	18,130 - 5/24/07	251,765 - 1998
Atlanta	49,402 5/24/94	737 - 9/8/75	362,889 - 1992
Baltimore	31,547 6/15/05	23,197 - 6/13/05	79,339 - 2005
Boston	34,562 6/14/03	33,244 6/13/03	101,891 - 2003
Chicago (AL)	38,576 6/25/06	11,836 - 6/8/99	103,261 - 2007
Chicago (NL)	41,757 - 7/15/07	1,572 9/10/64	390,219 2004
Cincinnati	55,205 4/8/91	2,002 - 9/29/66	308,028 - 1977
Cleveland	43,222 - 6/26/98	43,031 - 7/16/00	129,391 1998
Colorado	60,864 - 6/12/93	20,327 - 5/5/06	303,666 - 1993
Detroit	39,852 - 6/27/06	10,871 - 6/9/98	107,534 - 2000
Florida	43,290 4/12/94	5,175 4/23/02	206,000 1993
Kansas City	30,033 - 7/10/99	14,951 - 7/8/01	72,191 - 1999
Los Angeles	55,992 - 5/9/06	8,928 - 8/27/68	467,781 - 1980
Milwaukee	44,613 6/1/08	3,913 5/22/00	371,008 2008
Minnesota	17,150 - 6/5/99	12,280 - 6/14/01	44,022 - 1999
New York (AL)	39,888 6/12/03	29,905 6/11/03	107,395 - 2003
New York (NL)	54,424 - 5/30/70	1,481 - 9/20/62	228,050 - 1986
Oakland	35,065 6/9/02	17,453 6/7/02	79,633 2002
Philadelphia	57,386 6/10/81	2,113 5/8/69	206,106 1977
Pittsburgh	54,399 - 4/4/00	1,951 - 9/29/67	294,475 - 2001
St. Louis	48,787 - 5/20/88	4,348 9/21/65	347,797 2005
San Diego	60,516 - 7/31/91	1,413 - 9/11/73	224,047 - 2000
San Francisco	55,370 - 4/7/98	1,016 - 9/10/75	314,094 1989
Seattle	34,238 6/8/04	28,556 - 6/7/04	96,008 - 2004
Texas	49,603 - 6/9/01	24,468 - 9/2/02	138,659 2001
Washington/Montreal	51,539 4/13/93	5,035 5/8/73	169,354 - 1979

HOME SERIES ATTENDANCE RECORDS

Total One Series	172,835	July 28-31, 2005	New York Mets
One-Day Series	42,652	April 12, 1965	Philadelphia
One-Game Series	42,652	April 12, 1965	Philadelphia
Two-Day Series	106,279	September 28-29, 1999	Cincinnati
Two-Game Series	106,279	September 28-29, 1999	Cincinnati
Three-Day Series	157,017	September 11-13, 1998	St. Louis
Three-Game Series	157,017	September 11-13, 1998	St. Louis
Four-Day Series	172,835	July 28-31, 2005	New York Mets
Four-Game Series	172,835	July 28-31, 2005	New York Mets
Five-Game Series*	101,566	May 26-29, 1966	Pittsburgh

*Includes one DH

HISTORY & RECORDS

HISTORY & RECORDS

TOP 25 REGULAR SEASON HOME CROWDS

1	54,037	September 28, 1999	Cincinnati
2	52,493	September 12, 1998	St. Louis
3	52,338	September 13, 1998	St. Louis
4	52,242	September 29, 1999	Cincinnati
5	52,199	August 16, 1998	Chicago (NL)
6	52,186	September 11, 1998	St. Louis
7	52,071	August 7, 1998	Philadelphia
8	52,062	October 2, 1999	Los Angeles
9	52,033	October 3, 1999	Los Angeles
10	52,010	September 11, 1999	Chicago (NL)
11	52,003	August 15, 1998	Chicago (NL)
12	51,950	September 26, 1998	Chicago (NL)
13	51,916	September 27, 1998	Chicago (NL)
14	51,877	September 12, 1999	Chicago (NL)
15	51,831	September 25, 1998	Chicago (NL)
16	51,668	April 6, 1999	Chicago (NL)
17	51,526	May 16, 1998	Atlanta
18	50,908	June 22, 1966	Los Angeles
19	50,791	October 1, 1999	Los Angeles
20	50,299	July 18, 1999	Cleveland
21	50,136	July 3, 1965	Los Angeles
22	50,016	April 30, 1994	St. Louis
23	49,674	July 20, 1996	Atlanta
24	49,442	September 5, 1965	Los Angeles
25	49,035	June 19, 1993	San Francisco

TOP 10 POSTSEASON HOME CROWDS

1	53,688	October 3, 1997	Atlanta	Game 3 Division Series
2	50,080	September 29, 1998	San Diego	Game 1 Division Series
3	48,625	October 8, 1999	Atlanta	Game 3 Division Series
4	48,553	October 9, 1999	Atlanta	Game 4 Division Series
5	45,718	October 15, 1986	New York	Game 6 NLCS
6	45,550	October 1, 1998	San Diego	Game 2 Division Series
7	44,952	October 11, 1980	Philadelphia	Game 4 NLCS
8	44,836	October 6, 1981	Los Angeles	Game 1 Division Playoff
9	44,802	October 12, 1980	Philadelphia	Game 5 NLCS
10	44,443	October 10, 1980	Philadelphia	Game 3 NLCS

HOUSTON FRANCHISE SINGLE-SEASON LEADERS, BY POSITION

HOME RUNS				RBI			BATTING AVERAGE		
Pos.	Player	No.	Year	Player	No.	Year	Player	No.	Year
P	Dave Giusti	3	1967	Shane Reynolds	14	1999	Mike Hampton	.311	1999
C	John Bateman	17	1966	John Bateman	70	1966	Joe Ferguson	.257	1977
1B	Jeff Bagwell	47	2000	Lance Berkman	136	2006	Jeff Bagwell	.368	1994
2B	Jeff Kent	27	2004	Jeff Kent	107	2004	Craig Biggio	.325	1998
SS	Dickie Thon	20	1983	Denis Menke	92	1970	Denis Menke	.304	1970
3B	Morgan Ensberg	36	2005	Morgan Ensberg	101	2005	Ray Knight	.304	1984
LF	Moises Alou	38	1998	Lance Berkman	126	2001	Lance Berkman	.331	2001
CF	Richard Hidalgo	44	2000	Lance Berkman	128	2002	Carl Everett	.325	1999
RF	Richard Hidalgo	28	2003	Richard Hidalgo	122	2000	Derek Bell	.334	1995

HISTORY & RECORDS



HOUSTON OPENING DAY GAMES

TOTAL: 23-24

AT HOUSTON: 18-16

ROAD: 5-8

YEAR	SITE	SCORE	WINNING PITCHER	LOSING PITCHER	ATTEN.
1962	Houston	Houston 11, Chicago 2	SHANTZ	Cardwell	25,323
1963	Houston	SF 9, Houston 2	Sanford	Farrell	19,591
1964	Cincinnati	Houston 6, Cincinnati 3	Johnson	Maloney	27,878
1965	Houston	Phil. 2, Houston 0	SHORT	Bruce	42,652
1966	Los Angeles	Los Angeles 3, Houston 2	OSTEEN	Roberts, R.	34,520
1967	Houston	Houston 6, Atlanta 1	CUELLAR	Kelley	26,001
1968	Houston	Houston 5, Pittsburgh 4	DIERKER	Pizarro	21,320
1969	San Diego	San Diego 2, Houston 1	SELMA	Wilson	23,370
1970	San Francisco	Houston 8, SF 5	Dierker	Perry	30,933
1971	Houston	Houston 5, Los Angeles 2	DIERKER	Singer	22,421
1972	Houston	SF 5, Houston 0	Marichal	Wilson	23,021
1973	Atlanta	Houston 2, Atlanta 1 (13)	Gladding	Upshaw	23,385
1974	San Francisco	SF 5, Houston 1	Bradley	Roberts, D.	17,527
1975	Houston	Houston 6, Atlanta 2	DIERKER	Niekro	14,959
1976	Cincinnati	Cincinnati 11, Houston 5	Nolan	Richard	52,949
1977	Houston	Houston 3, Atlanta 2 (11)	Forsch	Johnson	25,781
1978	Cincinnati	Cincinnati 11, Houston 9	Borbon	Richard	52,378
1979	Houston	Houston 2, Atlanta 1	Richard	Niekro, P.	29,658
1980	Houston	Houston 3, Los Angeles 2	Richard	Hooton	33,270
1981	Los Angeles	Los Angeles 2, Houston 0	VALENZUELA	Niekro	50,511
1982	Houston	St. Louis 14, Houston 3	Forsch	Ryan	33,521
1983	Houston	LA 16, Houston 7	Pena	LaCorte	27,343
1984	Houston	Montreal 4, Houston 2	Lee	Niekro	28,105
1985	Houston	Houston 2, Los Angeles 1	Ryan	Valenzuela	42,876
1986	Houston	SF 8, Houston 3	Krukow	Ryan	22,935
1987	Houston	Houston 4, Los Angeles 3	Scott	Hershiser	44,585
1988	Houston	Houston 6, San Diego 3	Scott	McCullers	39,906
1989	Houston	Houston 10, Atlanta 3	Scott	Smith, Z.	27,989
1990	Houston	Cincinnati 8, Houston 4 (11)	Myers	Kerfeld	38,324
1991	Cincinnati	Cincinnati 6, Houston 2	Browning	Scott	55,205
1992	Houston	Atlanta 2, Houston 0	GLAVINE	Harnisch	25,318
1993	Houston	Phil. 3, Houston 1	MULHOLLAND	Drabek	44,560
1994	Houston	Houston 6, Montreal 5 (12)	Fdens	Shaw	43,438
1995	San Diego	Houston 10, SD 2	Drabek	Benes	38,124
1996	Houston	LA 4, Houston 3	Martinez, R.	Reynolds	34,375
1997	Houston	Houston 2, Atlanta 1	Reynolds	Smo tz	44,618
1998	Houston	SF 9, Houston 4 (13)	Johnstone	Nitkowski	43,776
1999	Houston	Houston 4, Chicago 2	Reynolds	Trachsel	51,668
2000	Pittsburgh	Houston 5, Pittsburgh 2	Reynolds	Schmidt	54,399
2001	Houston	Houston 11, Milwaukee 5	Elarton	Haynes	36,526
2002	Houston	Milwaukee 9, Houston 3	Sheets	Miller	42,262
2003	Houston	Houston 10, Colorado 4	Oswalt	Jennings	43,241
2004	Houston	San Francisco 5, Houston 4	Rodriguez	Dotel	43,351
2005	Houston	St. Louis 7, Houston 3	Carpenter	Oswalt	43,567
2006	Houston	Houston 1, Florida 0	Oswalt	Johnson	43,666
2007	Houston	Pittsburgh 4, Houston 2	Capps	Qualls	43,803*
2008	San Diego	San Diego 4, Houston 0	Peavy	Oswalt	44,965

*set a new Minute Maid Park attendance record (regular or postseason)

HOUSTON'S FIRST HOME RUNS

The first home run ever hit by a Houston player in the National League came on Opening Day in 1962, April 10. Roman Mejias connected off Chicago pitcher Don Cardwell in the third inning with two men on base. Mejias also homered off Al Lary in the eighth inning with two more men on to account for the third Colt 45s home run of the game. Hal Smith had hit one in the third inning.

The first opposition home run came in the seventh inning of the same game when the Cubs' Ernie Banks hit one off Bobby Shantz.

HISTORY & RECORDS

SINGLE-SEASON GAMES PLAYED LEADERS, BY POSITION


	CATCHER	1ST BASE	2ND BASE	3RD BASE
1962	Busby.....92	Larker.....135	Amalfitano.....110	Aspromonte...142
1963	Adlesh.....115	Staub.....109	Fazio.....84	Aspromonte...131
1964	Adlesh.....98	Bond.....76	Fox.....115	Aspromonte...155
1965	Adlesh.....102	Bond.....74	Morgan.....157	Aspromonte...146
1966	Adlesh.....121	Harrison.....114	Morgan.....117	Aspromonte...149
1967	Adlesh.....71	Mathews.....79	Morgan.....140	Aspromonte...133
1968	Adlesh.....108	Staub.....147	Menke.....119	Rader.....86
1969	Bryant.....151	Blefary.....152	Morgan.....132	Rader.....154
1970	Bryant.....139	Watson.....83	Morgan.....142	Rader.....154
1971	Edwards.....104	Menke.....101	Morgan.....157	Rader.....135
1972	Edwards.....105	May.....146	Helms.....139	Rader.....152
1973	Edwards.....86	May.....144	Helms.....145	Rader.....152
1974	May.....116	May.....144	Helms.....133	Rader.....152
1975	May.....103	Watson.....118	Andrews.....94	Rader.....124
1976	Herrmann.....79	Watson.....155	Andrews.....108	Cabell.....143
1977	Ferguson.....122	Watson.....146	Howe.....96	Cabell.....144
1978	Pujols.....55	Watson.....128	Howe.....107	Cabell.....153
1979	Ashby.....105	Cedeno.....90	Landestoy.....114	Cabell.....132
1980	Ashby.....114	Howe.....76	Morgan.....130	Cabell.....149
1981	Ashby.....81	Cedeno.....45	Pittman.....35	Howe.....98
1982	Ashby.....95	Knight.....96	Garner.....136	Howe.....72
1983	Ashby.....85	Knight.....143	Doran.....153	Garner.....154
1984	Bailey.....108	Cabell.....112	Doran.....139	Garner.....82
1985	Bailey.....110	Davis.....89	Doran.....147	Garner.....123
1986	Ashby.....102	Davis.....156	Doran.....144	Walling.....102
1987	Ashby.....110	Davis.....151	Doran.....162	Walling.....79
1988	Trevino.....74	Davis.....151	Doran.....130	Bell.....65
1989	Biggio.....125	Davis.....156	Doran.....138	Caminiti.....160
1990	Biggio.....113	Davis.....91	Doran.....99	Caminiti.....149
1991	Biggio.....139	Bagwell.....155	Candaele.....109	Caminiti.....152
1992	Taubensee.....103	Bagwell.....159	Biggio.....161	Caminiti.....129
1993	Taubensee.....90	Bagwell.....141	Biggio.....155	Caminiti.....143
1994	Servais.....78	Bagwell.....109	Biggio.....113	Caminiti.....108
1995	Eusebio.....103	Bagwell.....114	Biggio.....141	Magadan.....100
1996	Wilkins.....82	Bagwell.....162	Biggio.....162	Berry.....110
1997	Ausmus.....129	Bagwell.....159	Biggio.....160	Berry.....85
1998	Ausmus.....124	Bagwell.....147	Biggio.....159	Spiers.....99
1999	Eusebio.....98	Bagwell.....161	Biggio.....155	Caminiti.....75
2000	Meluskey.....103	Bagwell.....158	Biggio.....100	Truby.....74
2001	Ausmus.....127	Bagwell.....160	Biggio.....154	Castilla.....121
2002	Ausmus.....129	Bagwell.....153	Biggio.....142	Blum.....104
2003	Ausmus.....143	Bagwell.....158	Kent.....128	Ensberg.....111
2004	Ausmus.....128	Bagwell.....152	Kent.....139	Ensberg.....118
2005	Ausmus.....134	Berkman.....96	Biggio.....141	Ensberg.....148
2006	Ausmus.....138	Berkman.....112	Biggio.....129	Ensberg.....117
2007	Ausmus.....114	Berkman.....126	Biggio.....114	Ensberg.....68
2008	Ausmus.....77	Berkman.....152	Matsui.....94	Wigginton.....82



SINGLE-SEASON GAMES PLAYED LEADERS, BY POSITION

	SHORTSTOP	LEFT FIELD	CENTER FIELD	RIGHT FIELD
1962	Lillis.....99	Spangler.....92	Warwick.....117	Mejias.....142
1963	Lillis.....124	Spangler.....87	Goss.....123	Warwick.....114
1964	Kasko.....128	Spangler.....106	White.....57	Gaines.....81
1965	Lillis.....104	Maye.....91	Wynn.....155	Staub.....110
1966	Jackson.....150	Maye.....97	Wynn.....104	Staub.....105
1967	Jackson.....128	Davis.....64	Wynn.....157	Staub.....144
1968	Torres.....127	Wynn.....59	Wynn.....91	Miller.....65
1969	Menke.....131	Alou.....65	Wynn.....149	Miller.....97
1970	Menke.....133	Wynn.....66	Wynn.....87	Alou.....89
1971	Metzger.....148	Watson.....87	Cedeno.....124	Wynn.....72
1972	Metzger.....153	Watson.....143	Cedeno.....137	Wynn.....136
1973	Metzger.....149	Watson.....142	Cedeno.....136	Wynn.....127
1974	Metzger.....142	Gross.....143	Cedeno.....157	Watson.....140
1975	Metzger.....126	Gross.....61	Cedeno.....130	Cruz.....68
1976	Metzger.....150	Cruz.....84	Cedeno.....146	Gross.....115
1977	Metzger.....96	Puhl.....50	Cedeno.....137	Cruz.....154
1978	Sexton.....58	Walling.....67	Puhl.....106	Cruz.....152
1979	Reynolds.....143	Cruz.....156	Puhl.....110	Leonard.....100
1980	Reynolds.....135	Cruz.....158	Cedeno.....136	Puhl.....107
1981	Reynolds.....85	Cruz.....104	Scott.....55	Puhl.....71
1982	Thon.....119	Cruz.....155	Scott.....125	Puhl.....123
1983	Thon.....154	Cruz.....160	Moreno.....97	Puhl.....118
1984	Reynolds.....143	Cruz.....160	Mumphrey.....137	Puhl.....127
1985	Reynolds.....102	Cruz.....136	Bass.....105	Mumphrey.....68
1986	Thon.....104	Cruz.....134	Hatcher.....95	Bass.....133
1987	Reynolds.....128	Cruz.....97	Hatcher.....94	Bass.....156
1988	Ramirez.....154	Hatcher.....124	Young.....145	Bass.....147
1989	Ramirez.....149	Hatcher.....96	Young.....143	Puhl.....66
1990	Ramirez.....129	Stubbs.....67	Yelding.....84	Wilson.....93
1991	Yelding.....72	Gonzalez.....133	Finley.....124	Finley.....72
1992	Cedeno.....70	Gonzalez.....111	Finley.....160	Anthony.....113
1993	Cedeno.....149	Gonzalez.....149	Finley.....140	Anthony.....121
1994	Cedeno.....95	Gonzalez.....111	Finley.....92	Mouton.....80
1995	Miller.....89	Gonzalez.....55	Hunter.....74	Bell.....82
1996	Miller.....116	May.....70	Hunter.....127	Bell.....157
1997	Bogar.....80	Gonzalez.....146	Carr.....89	Bell.....89
1998	Gutierrez.....141	Alou.....152	Everett.....121	Bell.....154
1999	Bogar.....90	Hidalgo.....97	Everett.....118	Bell.....126
2000	Bogar.....95	Alou.....59	Hidalgo.....125	Alou.....64
2001	Lugo.....133	Berkman.....128	Hidalgo.....128	Alou.....130
2002	Lugo.....84	Ward.....128	Berkman.....122	Hidalgo.....110
2003	Everett.....128	Berkman.....153	Biggio.....150	Hidalgo.....137
2004	Everett.....99	Biggio.....83	Beltran.....89	Berkman.....90
2005	Everett.....150	Burke.....83	Taveras.....148	Lane.....137
2006	Everett.....149	Wilson.....94	Taveras.....138	Lane.....89
2007	Loretta.....72	Lee.....157	Pence.....95	Scott.....101
2008	Tejada.....157	Lee.....110	Bourn.....130	Pence.....156

Sources: Stats, Inc.; Baseballreference.com



HISTORY & RECORDS

HOUSTON OPENING DAY LINEUPS (1962-1985)

1962

Aspromonte	5
Spangler	8
Mejias	9
Larker	3
Pendleton	7
Smith	2
Amalfitano	4
Buddin	6
Shantz	1

1963

Fazio	4
Spangler	7
Runnels	3
Staub	9
Aspromonte	5
Goss	8
Campbell	2
Jilks	6
Farrell	1

1964

Kasko	6
Fox	4
Runnel	3
Bond	7
Staub	9
Wynn	8
Aspromonte	5
Bateman	2
Johnson	1

1965

Lilja	6
Morgan	4
Wynn	8
Bond	3
Aspromonte	5
Beauchamp	7
Geines	9
Bateman	2
Bruce	1

1966

May	7
Jackson	6
Wynn	8
Nicholson	9
Morgan	4
Aspromonte	5
Harrison	3
Bateman	2
Roberts, R.	1

1967

Jackson	6
Morgan	4
Pointer	7
Wynn	8
Aspromonte	5
Staub	9
Mathews	3
Bateman	2
Cueilar	1

1968

Davis	8
Morgan	4
King	2
Staub	3
Wynn	7
Miller	9
Aspromonte	5
Torres	6
Dierker	1

1969

Alou	9
Morgan	4
Miller	8
Rader	5
Blefary	3
Watson	7
Menke	6
Edwards	2
Wilson	1

1970

Morgan	4
Pepitone	9
Wynn	8
Mayberry	3
Menke	6
Davis	7
Rader	5
Edwards	2
Dierker	1

1971

Cedeno	9
Morgan	4
Wynn	8
Watson	7
Menke	3
Rader	5
Edwards	2
Metzger	6
Dierker	1

1972

Metzger	6
Cedeno	8
Wynn	9
May	3
Watson	7
Rader	5
Helms	4
Edwards	2
Wilson	1

1973

Wynn	9
Helms	4
Cedeno	8
Watson	7
May	3
Rader	5
Edwards	2
Metzger	6
Roberts, R.	1

1974

Gross	9
Metzger	6
Cedeno	8
Watson	7
M. May	2
L. May	3
Rader	5
Helms	4
Roberts, D.	1

1975

Cabell	7
Andrews	4
Cedeno	8
M. May	2
Johnson	3
Cruz	9
Rader	5
Metzger	6
Dierker	1

1976

Howard	7
Cabell	5
Cedeno	8
Watson	3
Johnson	2
Gross	9
Milbourne	4
Metzger	6
Richard	1

1977

Gonzalez	4
Cabell	5
Cruz	9
Watson	3
Crawford	7
Ferguson	2
Gardner	8
Metzger	6
Richard	1

1978

Puhl	7
Cabell	5
Cedeno	8
Cruz	9
Watson	3
Ferguson	2
Howe	4
Metzger	6
Richard	1

1979

Puhl	9
Reynolds	6
Cedeno	8
Cruz	7
Cabell	5
Watson	3
Howe	4
Ashby	2
Richard	1

1980

Puhl	9
Reynolds	6
Cedeno	8
Morgan	4
Cruz	7
Cabell	5
Howe	3
Ashby	2
Richard	1

1981

Puhl	9
Reynolds	6
Cedeno	8
Cruz	7
Howe	5
Roberts	3
Thon	4
Pujols	2
Niekro	1

1982

Puhl	9
Scott	8
Garner	4
Cruz	7
Ashby	2
Knight	5
Howe	3
Reynolds	6
Ryan	1

1983

Moreno	8
Doran	4
Thon	6
Garner	5
Cruz	7
Knight	3
Puhl	9
Pujols	2
Niekro	1

1984

Doran	4
Puhl	9
Thon	6
Cruz	7
Mumphrey	8
Knight	3
Waling	5
Ashby	2
Niekro	1

1985

Thon	6
Cabell	3
Garner	5
Cruz	7
Mumphrey	8
Puhl	9
Ashby	2
Doran	4
Ryan	1

HISTORY & RECORDS



HOUSTON OPENING DAY LINEUPS (1982-2008)

1986	1992	1998	2004
Bullock 7	Biggio 4	Biggio 4	Biggio 8
Doran 4	Finley 8	Bell 9	Everett 6
Walling 5	Bagwell 3	Bagwell 3	Bagwell 3
Davis 3	Incaviglia 9	Berry 5	Kent 4
Barley 2	Caminiti 5	Alou 7	Hidalgo 9
Bass 9	Gonzalez 7	Hidalgo 8	Berkman 9
Walker 8	Servais 2	Gutierrez 6	Ensborg 5
Thon 6	Cedeno 6	Ausmus 2	Ausmus 2
Ryan 1	Harnisch 1	Reynolds 1	Oswalt 1
1987	1993	1999	2005
Doran 4	Biggio 4	Biggio 4	Everett 6
Hatcher 8	Finley 8	Bell 9	Biggio 4
Cruz 7	Bagwell 3	Bagwell 3	Bagwell 3
Davis 3	Anthony 9	Caminiti 5	Ensborg 5
Bass 9	Caminiti 5	Everett 8	Scott 7
Ashby 2	Gonzalez 7	Hidalgo 7	Lane 9
Reynolds 6	Cedeno 6	Eusebio 2	Ausmus 2
Garner 5	Taubensee 2	Gutierrez 6	Taveras 8
Scott 1	Drabek 1	Reynolds 1	Oswalt 1
1988	1994	2000	2006
Young 8	Mouton 9	Biggio 4	Biggio 4
Hatcher 7	Finley 8	Spiers 7	Taveras 8
Doran 4	Biggio 4	Bagwell 3	Berkman 3
Davis 3	Bagwell 3	Caminiti 5	Ensborg 5
Walling 5	Gonzalez 7	Alou 9	Wilson 9
Ashby 2	Caminiti 5	Hidalgo 8	Lane 7
Puhl 9	Servais 2	Eusebio 2	Ausmus 2
Ramirez 6	Cedeno 6	Bogar 6	Everett 6
Scott 1	Harnisch 1	Reynolds 1	Oswalt 1
1989	1995	2001	2007
Young 8	Biggio 4	Lugo 8	Biggio 4
Ramirez 6	Gonzalez 7	Biggio 4	Everett 6
Hatcher 7	Bagwell 3	Bagwell 3	Berkman 3
Davis 3	Bell 8	Berkman 7	Lee 7
Bass 9	Plantier 9	Hidalgo 8	Ensborg 5
Doran 4	Magadan 5	Ward 9	Scott 9
Caminiti 5	Servais 2	Ausmus 8	Burke 8
Biggio 2	Miller 6	Truby 5	Ausmus 2
Scott 1	Drabek 1	Elarton 8	Oswalt 1
1990	1996	2002	2008
Young 8	Hunter 8	Biggio 4	Bourne 8
Biggio 2	Biggio 4	Zaun 2	Pence 9
Doran 4	Bagwell 3	Bagwell 3	Berkman 3
Davis 3	Bell 9	Berkman 8	Lee 7
Wilson 9	May 7	Hidalgo 9	Tejada 6
Anthony 7	Berry 5	Ward 7	Wigginton 5
Caminiti 5	Wilkins 2	Ensborg 5	Loretta 4
Ramirez 6	Miller 6	Everett 6	Ausmus 2
Scott 1	Reynolds 1	Miller 1	Oswalt 1
1991	1997	2003	OPENING DAY START LEADERS
Yielding 6	Biggio 4	Blum 5	C Brad Ausmus 9
Finley 8	Listach 6	Bagwell 3	1B Jeff Bagwell 15
Biggio 2	Bagwell 3	Berkman 7	2B Craig Biggio 14
Gonzalez 7	Bell 8	Kent 4	3B Ken Caminiti 8
Caminiti 5	Gonzalez 7	Hidalgo 9	SS Roger Metzger 8
Bagwell 3	Berry 5	Ausmus 2	LF Jose Cruz 8
Rhodes 9	Abreu 9	Lugo 6	CF Cesar Cedeno 9
McLemore 4	Ausmus 2	Oswalt 1	RF Terry Puhl 8
Scott 1	Reynolds 1		P Roy Oswalt 6

ASTROS MOST VALUABLE PLAYERS

*As voted by Houston Chapter
of Baseball Writers Association of America*

1962	Bob Lillis
1963	Hal Woodeshick
1964	Bob Aspromonte
1965	Jimmy Wynn
1966	Rusty Staub
1967	Rusty Staub
1968	Denis Menke
1969	Larry Dierker
1970	Joe Morgan
1971	Don Wilson
1972	Cesar Cedeno
1973	Roger Metzger
1974	Greg Gross
1975	Bob Watson
1976	J.R. Richard
1977	Jose Cruz
1978	Enos Cabell
1979	Joe Niekro
1980	Jose Cruz
1981	Nolan Ryan
1982	Ray Knight
1983	Jose Cruz
1984	Jose Cruz
1985	Bill Doran
1986	Mike Scott
1987	Bill Doran
1988	Glenn Davis
1989	Mike Scott
1990	Danny Darwin
1991	Jeff Bagwell
1992	Doug Jones
1993	Jeff Bagwell
1994	Jeff Bagwell
1995	Craig Biggio
1996	Jeff Bagwell
1997	Craig Biggio
1998	Craig Biggio
1999	Jeff Bagwell
2000	Jeff Bagwell
2001	Lance Berkman
2002	Lance Berkman
2003	Richard Hidalgo
2004	Lance Berkman
2005	Morgan Ensberg
2006	Lance Berkman
2007	Carlos Lee
2008	Lance Berkman

ASTROS NL PLAYERS OF THE MONTH

Bob Watson	May 1972
Cesar Cedeno	June 1972
Bob Watson	May 1975
Cesar Cedeno	Sept. 1977
Art Howe	May 1981
Jose Cruz	July 1984
Kevin Bass	June 1986
Jeff Bagwell	May 1993
Jeff Bagwell	June 1994
Jeff Bagwell	July 1994
Jeff Bagwell	May 1996
Richard Hidalgo	Sept. 2000
Jeff Bagwell	July 2001
Lance Berkman	May 2004
Lance Berkman	May 2008

RAWLINGS GOLD GLOVE WINNERS

1970	Doug Rader	third base
1971	Doug Rader	third base
1972	Doug Rader	third base
	Cesar Cedeno	outfield
1973	Doug Rader	third base
	Cesar Cedeno	outfield
	Roger Metzger	shortstop
1974	Doug Rader	third base
	Cesar Cedeno	outfield
1975	Cesar Cedeno	outfield
1976	Cesar Cedeno	outfield
1994	Jeff Bagwell	first base
	Craig Biggio	second base
1995	Craig Biggio	second base
1996	Craig Biggio	second base
1997	Craig Biggio	second base
2001	Brad Ausmus	catcher
2002	Brad Ausmus	catcher
2006	Brad Ausmus	catcher

ASTROS AWARD WINNERS

CY YOUNG

Mike Scott	1986
Roger Clemens	2004

JACKIE ROBINSON ROOKIE OF THE YEAR

Jeff Bagwell	1991
--------------	------

MANAGER OF THE YEAR

Bill Virdon	1980
Hal Lanier	1986
Larry Dierker	1998

MOST VALUABLE PLAYER

Jeff Bagwell	1994
--------------	------

SPORTING NEWS NL ROOKIE OF THE YEAR

Joe Morgan	1965
Greg Gross	1973
Jeff Bagwell	1991
Roy Oswalt (NL Rookie Pitcher of the Year)	2001
Willy Taveras	2005

SPORTING NEWS NL SILVER SLUGGER (E+ 1980)

Dickie Thon	1983 (SS)
Jose Cruz	1983, 1984 (OF)
Glenn Davis	1986 (1B)
Craig Biggio	1989 (C) 1994, 1995, 1997, 1998 (2B)
Jeff Bagwell	1994, 1997, 1999 (1B)
Moises Alou	1998 (OF)
Mike Hampton	1999 (P)
Morgan Ensberg	2005 (3B)
Carlos Lee	2007 (LF)

ROBERTO CLEMENTE AWARD

Craig Biggio	2007
--------------	------

HISTORY & RECORDS



HOUSTON ALL-STAR GAME SELECTIONS

PITCHERS

		IP	H	R	ER	BB	SO
1962	Dick Farrell	1.0	3	3	3	1	2
1963	Hal Woodeshuck	2.0	1	0	0	1	3
1964	Dick Farrell	2.0	2	1	1	1	1
1965	Dick Farrell	1.0	0	0	0	1	0
1966	Claude Raymond			(Did not play)			
1967	Mike Cueller	2.0	1	0	0	0	2
1969	Larry Dierker	0.1	1	0	0	0	0
1971	Larry Dierker			(Did not play - injured)			
	Don Wilson	2.0	0	0	0	1	2
1976	Ken Forsch	1.0	0	0	0	0	1
1977	Joaquin Andujar			(Did not play - injured)			
1979	Joaquin Andujar	2.0	2	2	2	1	0
	Joe Niekro			(Did not play)			
	Joe Sambito	0.2	0	0	0	1	0
1980	J.R. Richard*	2.0	1	0	0	2	3
1981	Bob Knepper	2.0	1	0	0	2	3
	Nolan Ryan	1.0	0	0	0	0	1
1983	Bill Dawley	1.1	1	0	0	0	1
1985	Nolan Ryan	3.0	2	0	0	2	2
1986	Mike Scott*	1.0	1	1	1	0	2
	Dave Smith			(Did not play)			
1987	Mike Scott*	2.0	1	0	0	0	1
1988	Bob Knepper	1.0	2	1	1	1	0
1989	Mike Scott			(Did not play - injured)			
1990	Dave Smith	0.2	1	0	0	2	1
1991	Pete Harnisch	1.0	2	0	0	0	1
1992	Doug Jones	1.0	4	3	3	0	2
1993	Darryl Kile			(Did not play - injured)			
1994	Doug Drabek	0.2	4	3	1	0	1
	John Hudek	0.2	1	2	2	1	1
1997	Darryl Kile			(Did not play)			
1999	Mike Hampton	0.2	0	0	0	0	0
	Jose Lima	1.0	1	0	0	0	0
	Billy Wagner	0.2	0	0	0	0	2
2000	Shane Reynolds			(Did not play)			
2001	Billy Wagner	0.1	0	0	0	0	0
2003	Billy Wagner	1.0	1	1	1	0	0
2004	Roger Clemens*	1.0	5	6	3	0	2
2005	Roy Oswalt	1.0	2	2	2	1	1
	Roger Clemens	1.0	0	0	0	0	0
	Brad Lidge	1.0	0	0	0	0	3
2006	Roy Oswalt	1.0	0	0	0	0	1
2007	Roy Oswalt			(Did not play)			

HISTORY & RECORDS

HOUSTON ALL-STAR GAME SELECTIONS

PLAYERS

		AB	R	H	RBI	PO	A	E
1966	Joe Morgan*							
(Did not play - injured)								
1967	Rusty Staub	1	0	1	0	0	0	0
	Jimmy Wynn	1	0	1	0	0	0	0
1968	Rusty Staub	1	0	0	0	0	0	0
1969	Denis Menke	1	0	0	0	1	0	0
1970	Denis Menke	0	0	0	0	2	1	0
	Joe Morgan	2	1	1	0	0	0	0
1972	Cesar Cedeno*	2	1	1	0	0	0	0
	Lee May*	4	0	1	1	13	2	0
1973	Cesar Cedeno*	3	0	1	1	3	0	0
1974	Cesar Cedeno	2	0	0	0	2	0	0
1975	Bob Watson	1	0	0	0	0	0	0
1976	Cesar Cedeno	2	1	1	2	1	0	0
1978	Terry Puhl							
(Did not play)								
1979	Craig Reynolds	2	0	0	0	0	1	0
1980	Jose Cruz							
(Did not play)								
1982	Ray Knight	3	0	0	0	1	4	0
1983	Dickie Thon	3	0	1	0	0	2	0
1984	Jerryumphrey	1	0	0	0	0	0	0
1985	Jose Cruz	1	0	0	0	0	0	0
1986	Kevin Bass	1	0	0	0	0	0	0
	Glenn Davis	1	0	0	0	0	0	0
1989	Glenn Davis	1	1	1	0	0	0	0
1991	Craig Biggio	1	0	0	0	2	0	1
1992	Craig Biggio	2	0	0	0	0	2	0
1994	Jeff Bagwell	4	1	2	0	3	2	0
	Craig Biggio	1	1	0	0	2	1	0
	Ken Caminiti	1	0	0	0	0	0	0
1995	Craig Biggio*	2	1	1	1	2	1	0
1996	Craig Biggio*	3	0	0	1	1	2	0
	Jeff Bagwell	2	0	0	0	5	0	0
1997	Craig Biggio*	3	0	0	0	0	4	0
	Jeff Bagwell*	3	0	0	0	8	1	0
1998	Craig Biggio*	3	0	0	0	0	1	0
	Moises Alou	3	1	1	0	0	0	0
1999	Jeff Bagwell	3	0	1	0	0	0	0
2001	Moises Alou	1	0	0	0	0	0	0
	Lance Berkman	2	0	1	0	0	0	0
2002	Lance Berkman	3	0	1	2	8	1	0
2004	Lance Berkman*	2	0	0	0	1	0	0
	Jeff Kent*	2	1	1	0	2	4	1
	Carlos Beltran	2	1	1	0	0	0	0
2005	Morgan Ensberg	2	0	0	0	1	0	0
2006	Lance Berkman	0	0	0	1	0	0	0
2007	Carlos Lee	1	0	0	0	0	0	0
2008	Lance Berkman*	2	0	0	1	5	0	0
	Miguel Tejada	3	1	2	0	2	2	0

*Starter

ASTROS NL PITCHERS OF THE MONTH

J.R. Richard	July 1978	Doug Drabek	May 1994
Ken Forsch	April 1979	Darryl Kile	July 1997
Joe Niekro	May 1979	Randy Johnson	August 1998
Joaquin Andujar	June 1979	Randy Johnson	September 1998
J.R. Richard	Sept. 1979	Wade Miller	April 2001
J.R. Richard	April 1980	Roy Oswalt	August 2002
Nolan Ryan	August 1982	Roger Clemens	April 2004
Nolan Ryan	May 1984	Andy Pettitte	July 2005
Mike Scott	June 1989	Andy Pettitte	September 2005
Danny Darwin*	July 1990	Roy Oswalt	September 2006
Darryl Kile*	June 1993		

*Shared award



HOUSTON ASTROS ALL-TIME ROSTER

Includes the 683 players who have participated in one or more official National League games for the Houston franchise, 1962 through 2008

A (24)

Abercromble, Reggie (OF) 2008
 Abreu, Bob (OF) 1996-97
 Adlesh, Dave (C) - 1963-64-65-66-67-68
 Afenir, Troy (C) 1987
 Agee, Tommie (OF) 1973
 Agosta, Juan (LHP) - 1987-88-89-90, 93
 Albers, Matt (RHP) - 2006-07
 Alfaro, Jason (IF) - 2004
 Alou, Jesus (OF) - 1969-70-71-72-73-78-79
 Alou, Moises (OF) - 1998-99-00-01
 Amalfitano, Joe (IF) 1962
 Anderson, Larry (RHP) - 1986-87-88-89-90
 Anderson, John (RHP) - 1962
 Anderson, Josh (OF) 2007
 Andrews, Rob (IF) 1975-76
 Andujar, Joaquin (RHP) - 1976-77-78-79-80-81, 88
 Anthony, Eric (OF) - 1989-90-91-92-93
 Arias, Alberto (RHP) - 2008
 Arich, Don (LHP) 1965-66
 Ashby, Alan (C) - 1979-80-81-82-83-84-85-86-87-88-89
 Aspramonte, Bob (IF) - 1962-63-64-65-66-67-68
 Astacio, Ezequiel (RHP) - 2005-06
 Astacio, Pedro (RHP) - 2001
 Ausmus, Brad (C) 1997-98, 01-02-03-04-05-06-07-08

B (73)

Backe, Brandon (RHP) - 2004-05-06-07-08
 Bagwell, Jeff (IF) - 1991-92-93-94-95-96-97-98-99-00-01-02-03-04-05-06
 Bailey, Mark (C) - 1984-85-86-87-88
 Bako, Paul (C) - 1999-00
 Baldwin, Jeff (OF) - 1990
 Baldwin, Reggie (C) - 1978-79
 Bales, Lee (IF) - 1967
 Bannister, Alan (IF) - 1984
 Bannister, Floyd (LHP) - 1977-78
 Barker, Glen (OF) 1999-00-01
 Barlow, Mike (RHP) - 1976
 Barrios, Manuel (RHP) 1997
 Barzillia, Phillip (LHP) - 2004
 Bass, Kevin (OF) - 1982-83-84-85-86-87-88-89, 93-94
 Bateman, John (C) 1963-64-65-66-67-68
 Batista, Raphael (IF) - 1973, 75
 Beauchamp, Jim (OF) - 1964-65, 70
 Belinsky, Bo (LHP) - 1967
 Bell, Buddy (IF) - 1988
 Bell, Derek (OF) - 1995-96-97-98-99
 Bell, Eric (LHP) - 1993
 Beltran, Carlos (OF) 2004
 Bergman, Dave (IF/OF) - 1978-79-80-81
 Bergman, Sean (RHP) - 1998-99
 Berkman, Lance (OF) - 1999-00-01-02-03-04-05-06-07-08
 Berro, Dale (IF) 1987
 Berry, Sean (IF) - 1996-97-98
 Biancalana, Buddy (IF) 1987
 Biggio, Craig (C/IF/OF) 1988-89-90-91-92-93-94-95-96-97-98-99-00-01-02-03-04-05-06-07
 Bingham, Jack (RHP) 1969-70-71
 Bjorkman, George (C) - 1983
 Blair, Willie (RHP) - 1992
 Bland, Nate (LHP) - 2003
 Blasngame, Wade (LHP) - 1967-68-69-70-71-72
 Blevary, Curt (1B) 1969

Blum, Geoff (IF) 2002-03-08
 Bochy, Bruce (C) - 1978-79-80
 Boever, Joe (RHP) - 1992
 Bogar, Tim (IF) - 1997-98-99-00
 Bond, Walt (IF) - 1964-65
 Boone, Dan (RHP) 1982
 Borbon, Pedro (LHP) - 2002
 Borders, Pat (C) - 1995
 Borkowski, Dave (RHP) - 2006-07-08
 Boswell, Ken (IF) 1975-76-77
 Bottenfield, Kent (RHP) - 2001
 Bourn, Michael (OF) - 2008
 Bouton, Jim (RHP) 1969-70
 Bowen, Ryan (RHP) - 1991-92
 Bradley, Don (RHP) 1964
 Brand, Ron (C) - 1965-66-67-68
 Brandt, Jackie (OF) - 1967
 Bream, Sid (IF) 1994
 Brecal, Doug (RHP) - 1995-96-08
 Brown, Hal (RHP) - 1963-64
 Brown, Ollie (OF) 1974
 Browne, Byron (OF) - 1968
 Browns, Pidge (IF) - 1962
 Bruce, Bob (RHP) - 1962-63-64-65-66
 Brumby, Mike (IF) - 1993-95
 Brunet, George (LHP) - 1962-63
 Bruns, Eric (IF) - 2003-04-05-06-07
 Bryant, Don (C) - 1969-70
 Buchholz, Taylor (RHP) - 2006
 Ruddin, Don (IF) - 1962
 Bullinger, Kirk (RHP) - 2003-04
 Bullock, Eric (OF) - 1985-86
 Burke, Chris (IF) 2004-05-06-07
 Burns, Mike (RHP) - 2005
 Busby, Jim (OF) - 1962
 Busse, Ray (IF) - 1971-73-74
 Buzhardt, John (RHP) - 1967-68
 Byrdak, Tim (LHP) - 2008

C (49)

Cabel, Enos (IF) - 1975-76-77-78-79-80, 84-85
 Cabrera, Jose (RHP) - 1997-98-99-00
 Cacch, Craig (IF) - 1977
 Calhoun, Jeff (LHP) 1984-85-86
 Camacho, Ernie (RHP) 1988
 Caminiti, Ken (IF) 1987-88-89-90-91-92-93-94, 99-00
 Campbell, Dave (IF) - 1973-74
 Campbell, Jim (C) - 1962-63
 Candeloe, Casey (IF) - 1988-90-91-92-93
 Cangelosi, John (OF) - 1995-96
 Cannon, Joe (OF) 1977-78
 Cano, Jose (RHP) - 1989
 Capel, Mike (RHP) 1991
 Cappuzzello, George (LHP) - 1982
 Cardenal, Conrad (RHP) - 1963
 Carpin, Frank (LHP) 1966
 Carr, Chuckie (OF) - 1997
 Cassel, Jack (RHP) 2008
 Cast, Ill, Vinny (3B) 2001
 Castillo, Jose (INF) 2008
 Cedeno, Andujar (IF) - 1990-91-92-93-94, 96
 Cedeno, Cesar (OF) - 1970-71-72-73-74-75-76-77-78-79-80-81
 Cedeno, Roger (OF) 2000
 Cerv, Bob (OF) - 1962
 Chacon, Shawn (RHP) - 2008
 Charles, Frank (C) - 2000
 Chavez, Raul (C) 2000, 02-03-04-05-06
 Chen, Bruce (LHP) - 2003
 Childress, Rocky (RHP) - 1987-88

Chiles, Rich (OF) 1971-72, 76
 Ciotto, Al (RHP) - 1962
 Clancy, Jim (RHP) 1989-90-91
 Clark, Dave (OF) - 1998
 Clark, Terry (RHP) 1990, 96
 Clemens, Roger (RHP) 2004-05-06
 Colbert, Nate (IF) 1966, 1968
 Cook, Ron (LHP) - 1970-71
 Coombs, Danny (LHP) 1963-64-65-66-67-68-69
 Cooper, Gary (IF) - 1991
 Corsi, Jim (RHP) 1991
 Cosgrove, Mike (LHP) - 1972-73-74-75-76
 Crawford, Jim (LHP) - 1973, 75
 Crawford, Willie (OF) 1977
 Cromer, Tripp (IF) - 2000, 03
 Cruz, Jose (OF) 1975-76-77-78-79-80-81-82-83-84-85-86-87
 Cruz Jr., Jose 2008
 Cruz, Nelson (RHP) 2001-02
 Cuelhar, Mike (LHP) 1965-66-67-68
 Culver, George (RHP) - 1970-71-72

D (32)

DaVanon, Jerry (IF) - 1975-76
 Dani, Jay (LHP) 1963
 Darwin, Danny (RHP) - 1966-87-88-89-90-96
 Daugherty, Jack (IF) 1993
 Davidson, Mark (OF) - 1989-90-91
 Davis, Brock (OF) - 1963-64, 66
 Davis, Glenn (IF) - 1984-85-86-87-88-89-90
 Davis, Ron (OF) 1962, 66-67-68
 Davis, Tommy (OF) 1969-70
 Dawley, Bill (RHP) - 1983-84-85
 de la Rosa, Jesus (OF) - 1975
 de los Santos, Ramon (LHP) - 1974
 Deshaies, Jim (LHP) - 1985-86-87-88-89-90-91-92
 Diaz, Alex (OF) - 1999
 Dickson, Jim (RHP) - 1963
 Dierker, Larry (RHP) - 1964-65-66-67-68-69-70-71-72-73-74-75-76
 DiLauro, Jack (LHP) - 1970
 DiPino, Frank (LHP) - 1982-83-84-85-86
 Distefano, Benny (IF/OF) - 1992
 Dixon, Tom (RHP) 1977-78-79
 Donnell, Chris (IF) - 1993-94-95
 Doran, Bill (IF) - 1962-84-85-86-87-88-89-90
 Dotel, Octavio (RHP) 2000-01-02-03-04
 Dougherty, Jim (RHP) - 1994-95-96
 Drabek, Doug (RHP) - 1993-94-95-96
 Drew, Cameron (OF) - 1988
 Driesner, Dan (IF) - 1986
 Driskill, Travis (RHP) 2005-07
 Drott, Dick (RHP) - 1962-63
 Drumright, Kalth (IF) - 1974
 Duckworth, Brandon - 2008
 Dukes, Tom (RHP) 1967-68

E (11)

Earley, Arnold (LHP) - 1967
 Easley, Mike (OF) - 1973-74-75
 Edens, Tom (RHP) - 1993-94
 Edwards, John (C) - 1969-70-71-72-73-74
 Eilers, Dave (RHP) 1967
 Elarton, Scott (RHP) - 1998-99-00-01
 Ensbey, Morgan (IF) 2000, 02-03-04-05-06-07
 Erstad, Darin (OF) 2008
 Eusebio, Tony (C) - 1991, 94-95-96-97-98-99-00-01
 Everett, Adam (IF) - 2001-02-03-04-05-06-07
 Everett, Carl (OF) 1998-99

F (19)

Farrell, Dick (RHP) 1962-63-64-65-66-67
 Fazio, Ernie (IF) - 1962-63
 Falder, Mike (OF) 1994
 Fenwick, Bob (IF) - 1972
 Ferguson, Joe (C) - 1977-78
 Fernandez, Jared (RHP) 2003-04
 Fernandez, Sid (LHP) - 1997
 Finley, Steve (OF) 1991-92-93-94
 Fischlin, Mike (IF) - 1977-78, 80
 Fisher, John (OF) - 1988
 Fisher, Brian (RHP) 1990
 Firsch, Bob (RHP) - 1988-89
 Firsch, Ken (RHP) 1970-71-72-73-74-75-76-77-78-79-80
 Fax, Nellie (IF) 1964-65
 Franco, John (LHP) - 2005
 Franklin, Wayne (LHP) 2000-01
 Freese, Gene (IF) - 1966
 Fuller, Jim (OF) 1977
 Funk, Tom (LHP) - 1986

G (47)

Gaines, Joe (OF) 1964-65-66
 Gainey, Ty (OF) 1985-86-87
 Gallagher, Bob (OF) 1973-74
 Gallo, Mike (LHP) - 2003-04-05-06
 Garcia, Kiko (IF) - 1981-82
 Garcia, Ramon (RHP) - 1997
 Gardner, Art (OF) - 1975, 77
 Gardner, Chris (RHP) - 1991
 Garner, Phil (IF) 1981-82-83-84-85-86-87
 Geary, Geoff (RHP) 2008
 Gadamar, Rich (C) - 1990
 Geiger, Gary (OF) - 1969-70
 Gentile, Jim (IF) - 1965-66
 Gernert, Dick (IF) - 1962
 Geronimo, Cesar (OF) - 1969-70-71
 Gibbon, Joe (LHP) 1972
 Gibson, Ma (RHP) - 1968
 Gimenez, Hector (C) - 2006-07
 Ginter, Keith (IF) - 2000-01-02
 Gipson, Charles (OF) - 2005
 Giusti, Dave (RHP) - 1962, 64-65-66-67-68
 Gladding, Fred (RHP) - 1968-69-70-71-72-73
 Goff, Jerry (C) - 1995-96
 Golden, Jim (RHP) - 1962-63
 Gonzalez, Julio (IF) - 1977-78-79-80
 Gonzalez, Luis (OF) - 1990-91-92-93-94-95-97
 Gooden, Dwight (RHP) - 2000
 Goodman, Billy (IF) - 1962
 Gordon, Tom (RHP) - 2002
 Goss, Howie (OF) - 1963
 Gotay, Julio (IF) - 1966-67-68-69
 Granger, Wayne (RHP) - 1975
 Grant, Mark (RHP) - 1963
 Green, Jason (RHP) 2000
 Greene, Tommy (RHP) 1997
 Greif, Bill (RHP) - 1977
 Griffin, Tom (RHP) - 1969-70-71-72-73-74-75-76
 Griffiths, Jeremy (RHP) 2004
 Gross, Greg (OF/IF) - 1973-74-75-76, 89
 Gross, Kip (RHP) - 2000
 Grote, Jerry (C) - 1963-64
 Granich, Mike (RHP) 1998
 Guerrero, Juan (IF) - 1992
 Guinn, Skip (LHP) - 1969, 71
 Gullickson, Bill (RHP) 1990
 Gutierrez, Juan (RHP) - 2007
 Gutierrez, Ricky (IF) 1995-96-97-98-99

H (54)

Hajek, Dave (IF) - 1995-96
 Halama, John (LHP) 1998
 Hampton, Mike (LHP) - 1994-95-96-97-98-99
 Hardy, Carroll (OF) - 1963-64

Hardy, Larry (RHP) - 1976
 Harnisch, Pete (RHP) 1991-92-93-94
 Harris, Alonzo (OF) - 1967
 Harris, Buddy (RHP) - 1970-71
 Harris, Reggie (RHP) 1998
 Harrison, Chuck (IF) - 1965-66-67
 Hartgraves, Dean (LHP) 1995-96
 Hartman, J.C. (IF) - 1962-63
 Harville, Chad (RHP) - 2004-05
 Hatcher, Billy (OF) 1986-87-88-89
 Hawkins, LaTroy (RHP) 2008
 Hayes, Charles (IF) - 2001
 Heath, Bill (C) 1964-67
 Heathcock, Jeff (RHP) - 1983-85, 87-88
 Heep, Danny (OF) 1979-80-81-82
 Helst, Al (OF) 1962
 Helms, Tommy (IF) - 1972-73-74-75
 Henderson, Steve (OF) - 1988
 Henneman, Mike (RHP) - 1995
 Hennis, Randy (RHP) - 1990
 Henriquez, Oscar (RHP) - 1997
 Henry, Bill (LHP) - 1969
 Henry, Butch (LHP) - 1992
 Henry, Doug (RHP) - 1998-99-00
 Henry, Dwayne (RHP) - 1991
 Hernandez, Carlos (IF) - 1909
 Hernandez, Carlos (LHP) 2001-02-04-05-06
 Hernandez, Manny (RHP) - 1986-87
 Hernandez, Runevys (RHP) 2008
 Hernandez, Xavier (RHP) 1990-91-92-93, 96
 Herreres, Jose (OF/IF) - 1967-68
 Herrmann, Ed (C) 1976-77-78
 Hertz, Steve (F) - 1964
 Hiett, Jack (C) 1971-72
 Hidalgo, Richard (OF) - 1997-98-99-00-01-02-03-04
 Hirsch, Jason (RHP) 2006
 Hoerner, Joe (LHP) 1963-64
 Hoffman, John (C) - 1964-65
 Holt, Chris (RHP) - 1996-97-98-99-00
 House, J.R. (C) 2006-2008
 House, Pat (LHP) - 1967-68
 Householder, Paul (OF) - 1987
 Howard, Larry (C) - 1970-71-72-73
 Howard, Thomas (OF) - 1997
 Howard, Wilbur (OF) - 1974-75-76-77-78
 Howe, Art (IF) - 1976-77-78-79-80-81-82
 Howell, Jack (IF) 1998-99
 Hudek, John (RHP) - 1994-95-96-97
 Huff, Aubrey (OF) 2006
 Hunter, Brian (OF) - 1994-95-96, 02-03

I (2)

Incauighla, Pete (OF) - 1992, 98
 Ivie, Mike (IF) - 1981-82

J (23)

Jackson, Chuck (IF) - 1987-88
 Jackson, Mike (RHP) 2001
 Jackson, Sonny (IF) - 1963-64-65-66-67
 James, Chris (OF) 1993
 Javier, Ignacio (OF) - 1976
 Javier, Stan (OF) 1999
 Jennings, Jason (RHP) - 2007
 Jimerson, Charlton (OF) 2005-06
 Johnson, Clifford (C/IF/OF) 1972-73-74-75-76-77
 Johnson, Jerry (RHP) 1974
 Johnson, Jonathan (RHP) - 2003
 Johnson, Ken (RHP) - 1962-63-64-65
 Johnson, Randy (LHP) - 1998
 Johnson, Russ (IF) - 1997-98-99-00
 Johnstone, John (RHP) 1996
 Jones, Chris C. (OF) - 1992
 Jones, Chris D. (OF) - 1985
 Jones, Doug (RHP) 1992-93

Jones, Gordon (RHP) 1964-65
 Jones, Jimmy (RHP) - 1991-92
 Jones, Todd (RHP) - 1993-94-95-96
 Juden, Jeff (RHP) 1991, 93
 Jutz, Skip (C) - 1973-74-75-76

K (15)

Kasko, Eddie (IF) - 1964-65
 Kaefer, Mick (IF) - 1974
 Kemmerer, Russ (RHP) 1962-63
 Kent, Jeff (IF) 2003-04
 Keough, Matt (RHP) - 1986
 Kerfeld, Charley (RHP) 1985-86-87, 90
 Kile, Darryl (RHP) 1991-92-93-94-95-96-97
 King, Hal (C) - 1967-68
 Knepper, Bob (LHP) - 1981-82-83-84-85-86-87-88-89
 Knicey, Alan (C/OF) - 1979-80-81-82
 Knight, Ray (IF) - 1982-83-84
 Knorr, Randy (C) 1996-97, 99
 Knudson, Mark (RHP) - 1985-86
 Konieczny, Doug (RHP) 1973-74-75, 77
 Kro-J, Gary (RHP) - 1966

L (32)

LaCorte, Frank (RHP) 1979-80-81-82-83
 LaCoss, Mike (RHP) - 1982-83-84
 Ladd, Peter (RHP) - 1979
 Lamabe, Jack (RHP) - 1965
 Lamb, Mike (IF) - 2004-05-06-07
 Lampard, Keith (IF) - 1969-70
 Landestoy, Rafael (IF) - 1978-79-80-81
 Landis, Jim (OF) - 1967
 Lane, Jason (OF) - 2002-03-04-05-06-07
 Larker, Norm (IF) - 1962
 Larsen, Don (RHP) 1964-65
 Larson, Dan (RHP) - 1976-77
 Latman, Barry (RHP) - 1966-67
 Lee, Carlos (OF) - 2007-08
 Lee, Don (RHP) - 1965-66
 Lamaster, Denny (LHP) - 1968-69-70-71
 Lemongello, Mark (RHP) - 1976-77-78
 Leonard, Jeff (OF) - 1978-79-80-81
 Lidge, Brad (RHP) - 2002-03-04-05-06-07
 Lill, S. Bob (IF) - 1962-63-64-65, 67
 Lima, Jose (RHP) - 1997-98-99-00-01
 Lindeman, Jim (IF) - 1993
 Linebrink, Scott (RHP) 2000-01-02-03
 Listach, Pat (IF) - 1997
 Lofton, Kenny (OF) - 1991
 Lombardozi, Steve (IF) - 1989-90
 Lopes, Davey (IF/OF) 1986-87
 Lopez, Aurelio (RHP) - 1986-87
 Lopez, Mendy (IF) - 2001
 Loretta, Mark (IF) 2002, 07-08
 Loucks, Scott (OF) - 1980-81-82-83
 Lugo, Julio (IF) - 2000-01-02-03

M (71)

MacKenzie, Ken (LHP) 1965
 Madden, Mike (LHP) 1983-84-85-86
 Maddux, Mike (RHP) 2000
 Magadan, Dave (IF) 1995
 Magrane, Mike (LHP) - 1997-98
 Mahoney, Jim (F) 1965
 Mallicoate, Rob (LHP) - 1987-91-92
 Mann, Jim (RHP) 2001-02
 Mantilla, Felix (IF) 1966
 Manwaring, Kirt (C) - 1996
 Marshall, Mike (RHP) 1970
 Martin, Tom (LHP) - 1997
 Martinez, Marty (IF) 1969-70-71
 Martinez, Pedro (LHP) - 1995
 Mason, Roger (RHP) - 1989
 Mathews, Eddie (IF) - 1967



Mathews, T.J. (RHP) 2002
 Mathis, Ron (RHP) 1985, 87
 Matranga, Dave (IF) 2003
 Matsui, Kazuo (IF) 2008
 May, Derrick (OF) 1995-96
 May, Lee (IF) 1972-73-74
 May, Milk (C) - 1974-75
 Mayberry, John (IF) - 1968-69-70-71
 Mays, Lee (OF) 1965-68
 Maysonet, Edwin (IF) 12
 McCurry, Jeff (RHP) 1999
 McEwing, Joe (IF) 2006
 McFadden, Leon (IF) - 1968-69-70
 McGriff, Terry (C) 1990
 McKnight, Tony (RHP) 2000-01
 McLaughlin, Mike "Bo" (RHP) - 1976-77-78-79
 McLeomore, Mark (F) 1991
 McLeomore, Mark (LHP) 2007
 McMahon, Don (RHP) - 1962-63
 McMurtry, Craig (RHP) 1995
 Meads, Dave (LHP) - 1987-88
 Meacham, Rusty (RHP) 2000
 Meadows, Louie (OF) - 1986, 88-89-90
 Mejias, Roman (OF) 1962
 Meluskey, Mitch (C) - 1998-99-00, 03
 Mendoza, Mike (RHP) 1979
 Menke, Denis (IF) - 1968-69-70-71, 74
 Merced, Orlando (OF) - 2001-02-03
 Metzger, Roger (IF) 1971 72-73 74-75-76-77-78
 Meyer, Brian (RHP) - 1988-89-90
 Michel, Dan (RHP) 2003-04
 Mieske, Matt (OF) 1999-00
 Milbourne, Larry (IF) - 1974-75-76
 Miller, Norm (OF) - 1965-66-67-68-69-70-71-72-73
 Miller, Orlando (IF) - 1994-95-96
 Miller, Trever (LHP) - 1998-99, 06-07
 Miller, Wade (RHP) 1999-00-01-02-03-04
 Minor, Bas (RHP) 1997
 Mizerock, John (C) - 1983-84-85-86
 Mlicky, Dave (RHP) - 2001-02
 Moehrer, Brian (RHP) - 2003, 07-08
 Moffitt, Randy (RHP) 1982
 Montalvo, Rafael (RHP) - 1986
 Monteagudo, Aurelio (RHP) 1966
 Montgomery, Ray (OF) - 1996-97-98
 Moreno, Omar (OF) - 1983
 Morgan, Joe (IF) 1963-64-65-66-67-68-69-70-71-80
 Morman, Alvin (LHP) 1996
 Mota, Andy (IF) 1991
 Mouton, James (OF) - 1994-95-96-97
 Mumphrey, Jerry (OF) - 1983-84-85
 Munro, Pete (RHP) 2002-03-04
 Munson, Eric (C) - 2006-07
 Murphy, Rob (LHP) 1992
 Murrell, Ivan (OF) 1963-64, 67-68

N (10)
 Nagy, Mike (RHP) - 1974
 Newhan, David (INF) - 2008
 Nevlin, Phil (IF) - 1995
 Nichols, Carl (C) - 1989-90-91
 Nicholson, Dave (OF) 1966
 Niekro, Joe (RHP) 1975-76-77-78-79-80-81-82-83-84-85
 Niemann, Randy (LHP) - 1979-80
 Nieve, Fernando (RHP) 2006-08
 Nirkowski, C.J. (LHP) 1998
 Nottebart, Don (RHP) - 1963-64-65

O (10)
 Oberkfell, Ken (IF) 1990-91
 O Bradovich, Jim (IF) 1978
 Oliver, Darren (LHP) - 2004

Oison, Gregg (RHP) 1996
 Ortiz, Javier (OF) - 1990-91
 Osinski, Dan (RHP) - 1970
 Ossteen, Claude (LHP) 1974
 Osuna, Al (LHP) 1990-91 92-93
 Oswalt, Roy (RHP) - 2001-02-03-04-05-06-07-08
 Owens, Jim (RHP) 1964-65-66-67

P (32)
 Paciorek, John (OF) 1963
 Paunero, Orlando (OF) 2004-05-06-07
 Pankovits, Jim (IF) 1984-85-86-87-88
 Parker, Rick (OF) 1993
 Paronto, Chad (RHP) 2008
 Patton, Troy (LHP) - 2007
 Pajano, Felipe (RHP) 2007
 Pena, Bert (IF) 1981, 83-84-85-86-87
 Pena, Tony (C) 1997
 Pence, Hunter (OF) - 2007-08
 Pendelton, Jim (OF) - 1952
 Pentz, Eugene (RHP) 1976-77-78
 Peppitone, Joe (IF) - 1970
 Perez, Tomas (IF) - 2008
 Perez, Yarkis (LHP) - 2000
 Petagine, Roberto (IF) 1994
 Pettitte, Andy (LHP) 2004-05-06
 Phillips, J.R. (IF) - 1997-98
 Pichardo, Hipolito (RHP) 2002
 Pitzman, Joe (IF) 1981-82
 Pizarro, Juan (LHP) - 1973
 Pladsen, Gordon (RHP) 1979-80-81-82
 Pantiier, Phil (OF) - 1995
 Pointer, Aaron (OF) - 1963, 66-67
 Porter, Colin (OF) - 2003
 Portugal, Mark (RHP) 1989-90-91-92-93
 Powell, Brian (RHP) - 2000-01
 Powell, Jay (RHP) - 1998-99-00-01
 Powell, Ross (LHP) - 1994-95
 Puffer, Brandon (RHP) - 2002-03
 Puhl, Terry (OF) - 1977-78-79-80-81-82-83-84-85-86-87-88-89-90
 Pujols, Luis (C) - 1977-78-79-80-81-82-83

Q (2)
 Qualls, Chad (RHP) - 2004-05-06-07
 Quintero, Humberto (C) 2005-06-07-08

R (40)
 Rader, Doug (IF) 1967-68-69-70-71-72-73-74-75
 Ramirez, Rafael (IF) - 1988-89-90-91-92
 Ramos, Ken (OF) 1997
 Randolph, Stephen (LHP) 2007
 Ransom, Cody (IF) - 2007
 Rarew, Merritt (C) 1962
 Ratliff, Gene (IF) - 1965
 Ray, Jim (RHP) 1965-66, 68-69-70-71-72-73
 Ray, Larry (OF) - 1982
 Raymond, Claude (RHP) - 1964-65-66-67
 Redd ng, Tim (RHP) - 2001-02-03-04
 Reed, Howie (RHP) 1967
 Reuss, Jerry (LHP) - 1972-73
 Reynolds, Craig (IF) 1979-80-81-82-83-84-85-86-87-88-89
 Reynolds, Ronn (C) 1987
 Reynolds, Shane (RHP) - 1992-93-94-95-96-97-98-99-00-01-02
 Rhoden, Rick (RHP) - 1989
 Rhodes, Karl (OF) 1990-91-92-93
 Riccelli, Frank (LHP) 1978-79
 Richard, J.R. (RHP) 1971 72-73-74-75-76-77-78-79-80
 Richardt, Mike (IF) 1984
 Riles, Ernest (IF) - 1992
 Rivera, German (IF) 1985

Rivera, Luis (IF) - 1997
 Roberge, Bert (RHP) 1979-80, 82
 Roberts, Dave A. (LHP) - 1972-73-74-75
 Roberts, Dave L. (OF/IF) - 1962, 64
 Roberts, Dave W. (F/OF/C) - 1981
 Roberts, Leon (OF) 1976-77
 Roberts, Robin (RHP) 1965-66
 Robertson, Jerome (LHP) 2002-03
 Rodriguez, Wandy (LHP) - 2005-06-07-08
 Rodriguez, Wilfredo (LHP) 2001
 Rohde, Dave (IF) - 1990-91
 Rondon, Gilbert (RHP) - 1976
 Rosario, Rodrigo (RHP) 2003
 Ross, Mark (RHP) 1982, 84-85
 Ruhle, Vern (RHP) 1978-79-80-81-82-83-84
 Runnels, Pete (IF) - 1963-64
 Ryan, Nolan (RHP) 1980-81-82-83-84-85-86-87-88

S (55)
 Saarloos, Kirk (RHP) 2002-03
 Saccomanno, Mark (INF) - 2008
 Sambito, Joe (LHP) - 1976-77-78-79-80-81-82-84
 Sampson, Chris (RHP) 2006-07-08
 Sarfate, Dennis (RHP) - 2007
 Scan an, Bob (RHP) - 1998
 Schatzeder, Dan (LHP) - 1989-90
 Scheid, Rich (LHP) - 1992
 Scherman, Fred (LHP) 1974-75
 Schilling, Curt (RHP) - 1991
 Schlueter, Jay (OF) 1971
 Schneider, Dan (LHP) 1967, 69
 Schourek, Pete (LHP) - 1998
 Scott, Luke (OF) 2005-06-07
 Scott, Mike (RHP) - 1983-84-85-86-87-88-89-90-91
 Scott, Tony (OF) - 1981-82-83-84
 Sembers, Carroll (RHP) 1965-66-67
 Self, Todd (OF) 2005
 Servais, Scott (C) - 1991-92-93-94-95, 01
 Sexton, Jimmy (IF) 1978-79
 Shantz, Bobby (LHP) - 1962
 Shea, Steve (RHP) - 1968
 Sherry, Larry (RHP) - 1967
 Shiple, Craig (IF) - 1995
 Siebert, Paul (LHP) - 1974-75-76
 Simms, Mike (OF/IF) - 1990-91-92, 94-95-96
 Simpson, Dick (OF) 1968
 Sims, Greg (OF) - 1966
 Slusarski, Joe (RHP) - 1999-00-01
 Smajstrla, Craig (IF) 1988
 Small, Mark (RHP) - 1996
 Smith Billy (LHP) 1981
 Smith, Dave (RHP) 1980-81-82-83-84-85-86-87-88-89-90
 Smith Hal (C) 1962-63
 Solano, Julio (RHP) - 1983-84-85-86-87
 Sosa, Jose (RHP) 1975-76
 Spangler, Al (OF) - 1962-63-64-65
 Sperring, Rob (IF) 1977
 Spiers, Bill (IF/OF) - 1996-97-98-99-00-01
 Spillman, Harry (IF) - 1981-82-83-84-85, 88-89
 Spinks, Scipio (RHP) - 1969-70-71
 Springer Russ (RHP) 1997-04-05-06
 Sprowl, Bobby (LHP) - 1979-80-81
 Stankiewicz, Andy (IF) - 1994-95
 Stanton, Mike (RHP) - 1975
 Staub, Rusty (OF) 1963-64-65-66-67-68
 Stewart, Jimmy (IF) - 1972-73
 Stinson, Bob (C) - 1972
 Stone, Dean (LHP) 1962
 Stone, Ricky (RHP) - 2001-02-03-04
 Strickland, Scott (RHP) - 2005
 Stubbs, Frank (IF) - 1990
 Sutherland, Gary (IF) - 1972-73
 Sutton, Don (RHP) 1981-82
 Swandel, Greg (LHP) - 1993-94-95-96

HISTORY & RECORDS

HISTORY & RECORDS

T (25)

Tabaka, Jeff (LHP) - 1995-96
 Taubensee, Eddie (C) - 1992-93-94
 Tausig, Don (IF) - 1962
 Taveras, Alex (IF) - 1976
 Taylor, Ron (RHP) - 1965-66
 Tejada, Miguel (INF) - 2008
 Temple, Johnny (IF) - 1962-63
 Thomas, Derral (IF) - 1971
 Thomas, Frank (OF) - 1965
 Thomas, Lee (OF) - 1968
 Thomas, Ray (RHP) - 1977
 Thompson, Milt (OF) - 1994-95
 Thompson, Ryan (OF) - 1999
 Thon, Dickie (IF) - 1961-82-83-84-85-86-87
 Thornton, Otis (C) - 1973
 Throop, George (RHP) - 1979
 Tiefenauer, Bob (RHP) - 1962
 Toentino, Jose (IF) - 1991
 Toman, Tim (OF) - 1981-82-83-84-85
 Torres, Hector (IF) - 1968-69-70, 73
 Towles, J.R. (C) - 2007-08
 Trevino, Alex (C) - 1988-89-90
 Triandos, Gus (C) - 1965
 Truby, Chris (IF) - 2000-01
 Tucker, Scooter (C) - 1992-93, 95

U (3)

Umbricht, Jim (RHP) - 1962-63
 Upshaw, Cecil (RHP) - 1973
 Uribe, Jose (IF) - 1993

V (9)

Valdes, Marc (RHP) - 2000
 Valdespino, Sandy (OF) - 1969
 Valverde, Jose (RHP) - 2008

Vaughan, Glenn (IF) - 1963
 Veres, Dave (RHP) - 1994-95
 Villone, Ron (LHP) - 2001, 03
 Villarreal, Oscar (RHP) - 2008
 Vizcama, Jose (IF) - 2001-02-03-04-05
 Von Hoff, Bruce (RHP) - 1965, 67

W (43)

Wagner, Billy (LHP) - 1995-96-97-98-99-00-01-02-03
 Walker, Tony (OF) - 1986
 Wall, Donne (RHP) - 1995-96-97
 Waller, Tye (OF) - 1987
 Walling, Denny (OF/IF) - 1977-78-79-80-81-82-83-84-85-86-87-88, 92
 Walton, Danny (IF) - 1968, 77
 Ward, Daryle (OF/IF) - 1998-99-00-01-02
 Warthen, Dan (LHP) - 1978
 Warwick, Carl (OF) - 1962-63
 Washington, Ron (IF) - 1989
 Watkins, Bob (RHP) - 1969
 Watson, Bob (IF/OF) - 1966-67-68-69-70-71-72-73-74-75-76-77-78-79
 Weathers, David (RHP) - 2004
 Weekly, Johnny (OF) - 1962-63-64
 Wesson, Barry (OF) - 2002
 Wheeler, Dan (RHP) - 2004-05-06-07
 White, Mike (OF) - 1963-64-65
 White, Rick (RHP) - 2003, 07
 Wiedenbauer, Tom (OF) - 1979
 Wieghaus, Tom (C) - 1984
 Wigginton, Ty (IF) - 2007-08
 Wilkins, Dean (RHP) - 1991
 Wilkins, Rick (C) - 1995-96
 Williams, Brian (RHP) - 1991-92-93-94-99
 Williams, George (IF) - 1962
 Williams, Mike (RHP) - 2001

Williams, Mitch (LHP) - 1994
 Williams, Rick (RHP) - 1978-79
 Williams, Walt (OF) - 1964
 Williams, Woody (RHP) - 2007
 Willis, Ron (RHP) - 1969
 Wilson, Don (RHP) - 1966-67-68-69-70-71-72-73-74
 Wilson, Gary (RHP) - 1979
 Wilson, Glenn (OF) - 1989-90
 Wilson, Preston (OF) - 2006
 Wine, Robbie (C) - 1986-87
 Witt, George (RHP) - 1962
 Wolf, Randy (LHP) - 2008
 Womack, Dooley (RHP) - 1969
 Woodeshick, Hat (LHP) - 1962-63-64-65
 Woods, Gary (OF) - 1980-81
 Wright, Wesley (RHP) - 2008
 Wynn, Jimmy (OF) - 1963-64-65-66-67-68-69-70-71-72-73

Y (6)

Yelding, Eric (IF) - 1989-90-91-92
 Yellen, Larry (RHP) - 1963-64
 York, Jim (RHP) - 1972-73-74-75
 Young, Anthony (RHP) - 1996
 Young, Gerald (OF) - 1987-88-89-90-91-92
 Yount, Larry (RHP) - 1971

Z (5)

Zachry, Chris (RHP) - 1963-64-65-66-67
 Zaun, Gregg (C) - 2002-03
 Zamora, Oscar (RHP) - 1978
 Zinter, Alan (IF) - 2002
 Zosky, Ed (IF) - 2000

HOUSTON ALL-TIME COACHES (88)

Adair, Jimmy - 1962-63-64-65
 Alou, Jesus - 1979
 Ashby, Alan - 1997
 Bailey, Mark - 2002-03-04-05-06-07-08
 Barfield, Jesse - 1995
 Berra, Yogi - 1986-87-88-89
 Berry, Sean - 2006-07-08
 Bragan, Bobby - 1962
 Busby, Jim - 1962-63-64-65-66-67
 Caines, Gene - 1988
 Clark, Dave - 2008
 Cluck, Bob - 1979, 90-91-92-93
 Cooper, Cecil - 2005-06-07
 Courtney, Clint - 1965
 Craig, Roger - 1974-75
 Cruz, Jose - 1997-98-99-00-01-02-03-04-05-06-07-08
 Cabbage, Mike - 1997-98-99-00-01
 Deal, Col - 1962-63-64, 83-84-85
 Engle, Dave - 1998
 Fox, Nellie - 1965-66-67
 Gaetti, Gary - 2004-05
 Galante, Matt - 1985-86-87-88-89-90-91-92-93-94-95-96-98-99-00-01

Garner, Phil - 1989-90-91
 Gomez, Preston - 1973
 Hancken, Buddy - 1968-69-70-71-72
 Harris, Luman - 1962-63-64
 Hatton, Grady - 1973-74
 Hess, Al - 1966-67
 Henderson, Steve - 1994-95-96
 Hickey, Jim - 2004-05
 Hill, Marc - 1988
 Hines, Ben - 1994
 Hooton, Burt - 2000-01-02-03-04
 Jaramillo, Rudy - 1990-91-92-93
 Jones, Deacon - 1976-77-78-79-80-81-82
 Jones, Gordon - 1966-67
 Kittle, Hub - 1971-72-73-74-75
 Lamont, Gene - 2002-03-04
 Leppert, Don - 1980-81-82-83-84-85
 Likis, Bob - 1973-74-75-76-77-78-79-80-81-82
 Linares, Julio - 1994-95-96
 Mansolino, Doug - 2005-06-07
 McCraw, Tom - 1997-98-99-00
 Menke, Denis - 1983-84-85-86-87-88
 Moore, Jackie - 2007-08

Moss, Les - 1982-83-84-85-86-87-88-89
 McGaha, Mel - 1968-69-70
 Napoleon, Ed - 1989-90
 Ott, Ed - 1989-90-91-91-92-93
 Owens, Jim - 1967-68-69-70-71-72
 Parker, Salty - 1968-69-70-71-72
 Pacheco, Tony - 1976-77-78-79-80-81-82
 Pollat, Howie - 1965
 Robinson, Dewey - 2008
 Romero, Ed - 2008
 Ruhle, Vern - 1997-98-99-00
 Spencer, Tom - 1992-93
 Spillman, Harry - 1999-00-01-02-03-04
 Stottlemire, Mel - 1994-95
 Strom, Brent - 1996
 Sweet, Rick - 1996
 Tarmago, John - 1999-00-01-02-03-04
 Tenace, Gene - 1986-87
 Virdon, Bill - 1997
 Wallace, Dave - 2007
 Walker, Jerry - 1983-84-85
 Williams, Jim - 1975
 Wright, Mel - 1976-77-78-79-80-81-82

ONE MILLION RUNS

Former Astros player and general manager Bob Watson scored the millionth run in Major League Baseball history in 1975. Watson was on base for Houston when Milt May slugged a home run against the Giants at Candlestick Park on May 4.



ALL-TIME UNIFORM NUMBERS

Houston Astros All Time Uniform Numbers

1	Year	Player
	62-64	Craft, Harry (Manager)
	66-68, 74	Hatton Grady (Manager, Coach)
	81, 83-87	Pena, Bert
	88, 90-93	Candaele, Casey
	94-96	Linares, Julio (Coach)
	99	Diaz, Alex
	00-02	Ginter, Keith
	03	Matranga, Dave
	04-06	Taveras, Willy
	08	Abercrombie, Reggie

2	Year	Player
	62-63	Adair, Jimmy (Coach)
	64-65	Fox, Nellie
	66-67	Fox, Nellie (Coach)
	68-72	Parker, Sally (Coach)
	74-75	Craig, Roger (Coach)
	76-82	Wright, Mel (Coach)
	83-85	Deal, Col (Coach)
	87-89, 91-92	Young, Gerald
	90	Gedman, Rich
	94-96	Collins, Terry (Manager)
	97	Rivera, Luis
	99	Diaz, Alex
	00	Ensborg, Morgan
	02-03	Zaur, Gregg
	03	Meluskey, Mitch
	04-07	Burke, Chris
	08	Erstad, Darin

3	Year	Player
	62	Bragan, Bobby (Coach)
	63-64	Runnels, Pete
	65	Adair, Jimmy (Coach)
	66	Jones, Gordon (Coach)
	67	Busby, Jim (Coach)
	68-70	McGaha, Mel (Coach)
	71-75	Kittle, Hub (Coach)
	76-79	Pacheco, Tony (Coach)
	80-81	Leppert, Don (Coach)
	81-87	Garner, Phil
	87	Biancalana, Buddy
	88	Drew, Cameron
	89-91	Garner, Phil (Coach)
	93-95	Dannels, Chris
	95-96	Wilkins, Rick
	96	Manwaring, Kirt
	98-99	Everett, Car
	01	Everett, Adam
	03	Cromer, Tripp
	04	Williams, Jimmy (Manager)
	05-07	Garner, Phil (Manager)
	08	Matsui, Kazuo

4	Year	Player
	62-65	Busby, Jim (Coach)
	63	Vaughan, Glenn
	64-65	Gentile, Jim
	67	Adlesh, Dave
	68-72	Hancken, Buddy (Coach)
	76-82	Jones, Deacon (Coach)
	83-86	Mizerock, John
	87	Berra, Dale
	88	Biggio, Craig
	89-90	Lombardozzi, Steve
	90-93	Rhodes, Kar
	93	Brumley, Mike
	94-95	Stankiewicz, Andy
	96	Hajek, Dave

	97	Pena, Tony
	97	Lisach, Pat
	98	Meluskey, Mitch
	99	Hernandez, Carlos
	00-03	Lugo, Julio
	03-05, 07	Bruntlett, Eric
	06	Wilson, Preston
	08	Moore, Jackie (Coach)

5	Year	Player
	62-64	Deal, Col (Coach)
	65	Pollet, Howie (Coach)
	66	Busby, Jim (Coach)
	67	Jones, Gordon (Coach)
	68-72	Owens, Jim (Coach)
	74-82, 83-85	Lillis, Bob (Coach, Manager)
	88	Henderson, Steve
	89	Napoleon, Ed (Coach)
	91-95	Bagwell, Jeff
	<i>Retired in 2007</i>	
	<i>Jeff Bagwell</i>	

5	Year	Player
	62-63	Harris, Luman (Coach)
	63	Grote, Jerry
	65	Courtney, Clint (Coach)
	66-67	Hest, Al (Coach)
	68	Adlesh, Dave
	69-70	Bryant, Don
	72-77	Johnson, Cliff
	77	Carek, Craig
	78-79	Baldwin, Reggie
	80-83	Pujols, Luis
	84-88	Bailey, Mark
	88	Spilman, Harry
	89	Gross, Greg
	90-91	Rohde, Dave
	92-94	Taubensee, Eddie
	95-97	Mouton, James
	99-00	Bako, Paul
	00-01	Truby, Chris
	03-08	Bailey, Mark (Coach)

7	Year	Player
	82	Ranew, Merritt
	63-68	Bateman, John
	65	Tnandos, Gus
	69-74	Edwards, Johnny
	76-82	Virton, Bill (Manager)
	84	Bannister, Alan
	86-87	Wine, Robbe
	89-07	Biggio, Craig
	<i>Retired in 2008</i>	
	<i>Craig Biggio</i>	

8	Year	Player
	62-63	Smith, Hal
	63-65	Adlesh, Dave
	64	Grote, Jerry
	66-67	Heath, Bill
	67	Brandt, Jackie
	68	King, Hal
	70	Watson, Bob
	71-72	Matt, Jack
	72	Sutherland, Gary
	73	Batista, Rafael
	74-75	May, Mike
	76-78	Herrmann, Ed
	78-79	Pujols, Luis
	80	Morgan, Joe

	81	Roberts, Dave
	82-83	Bass, Kevin
	85-89	Berra, Yogi (Coach)
	97	Ashby, Alan (Coach)
	98-01	Galante, Matt (Coach)
	02, 07	Loreta, Mark
	03-04	Spilman, Harry (Coach)
	05-06	Gaetti, Gary (Coach)
	07-08	Loreta, Mark

9	Year	Player
	62-63	Campbell, Jim
	63	Smith, Hal
	64-65	Hoffman, John
	65-68	Brand, Ron
	70	Pepitone, Joe
	72	Stinson, Bob
	73-76	Jutze, Skip
	73	Thornton, Otis
	74	Kelleher, Mick
	77-80	Gonzalez, Julio
	81-82	Pittman, Joe
	85-86	Bullock, Eric
	87	Menir, Troy
	88-90	Trevino, Alex
	90	McGriff, Terry
	91-95	Servino, Scott
	95-96	Goff, Jerry
	96-97	Knorr, Randy
	98-00	Johnson, Russ
	01	Cubbage, Mike (Coach)
	02	Pena, Tony (Coach)
	03	Porter, Colin
	05	Quintero, Humberto
	06	Huff, Aubrey
	07-08	Pence, Hunter

10	Year	Player
	62	Larker, Norm
	63-68	Staub, Rusty
	69-70	Davis, Tommy
	70-73	Howard, Larry
	74-76	Milbourne, Larry
	77-78, 80	Fischlin, Mike
	81-87	Thon, Dickie
	88	Clines, Gene (Coach)
	89	Spilman, Harry
	90-91	Obarkfell, Ken
	91	Eusebio, Tony
	92	Riles, Ernest
	93-94	Cedeno, Andujar
	95-99	Hampton, Mike
	00	Cromer, Tripp
	01-05	Vizcaino, Jose
	06	Bruntlett, Eric
	07	Ranson, Cody
	08	Tejada, Miguel

11	Year	Player
	62	Amalfitano, Joey
	63	Fazio, Ernie
	64-65	Kasko, Eddie
	66	Freese, Gene
	66	Gotay, Julio
	67	Mathews, Eddie
	67	Watson, Bob
	68-71, 74	Menke, Denis
	72-73	Stewart, Jimmy
	75-76	Andrews, Rob
	77	Sperting, Rob
	79-82	Knicely, Alan

HISTORY & RECORDS

HISTORY & RECORDS

83-86	DIPino, Frank
86	Lopes, Davey
87-94, 99-00	Camacho, Ken
97-98, 01-08	Ausmus, Brad

12 Year	Player
62	Richards, Paul (General Manager)
63	Mogson, Joe
66	Coibert, Nate
67-75	Radar, Doug
79-89	Reynolds, Craig
90	Wilson, Glenn
91-94	Finley, Steve
95-99	Gutierrez, Ricky
01-02	Spilman, Harry (Coach)
03-04	Kent, Jeff
08	Berry, Sean (Coach)

13 Year	Player
63-67	Farrell, Turk
69	Blofary, Curt
77-78	Ferguson, Joe
78-80	Bochy, Bruce
84	Wiegand, Tom
87	Mahis, Ron
88	Camacho, Ernie
89	Wilson, Glenn
90	Young, Gerald
95-03	Wagner, Billy
06-07	Munson, Eric
08	Perez, Tomas
08	Castillo, Jose

14 Year	Player
62-68	Aspromonte, Bob
69-71	Marinera, Marty
72-78	Metzger, Roger
79-89	Ashby, Alan
92-93	Ott, Ed (Coach)
95-99	Boer, Derek
01	Hayes, Charlie
02-07	Ensborg, Morgan
08	Bourne, Michael

15 Year	Player
62-67	Lillis, Bob
68-70	Torres, Hector
71	Metzger, Roger
72-75	Roberts, Dave
76	Taveras, Alex
78	Brumright, Keith
80-81	Woods, Gary
81-82	Ivlie, Mike
83-88	Menke, Denis (Coach)
87	Lopes, Davey
89-92	Yeilding, Eric
93-96	Orabek, Doug
97-04	Hidalgo, Richard
04	Baltran, Carlos
05-07	Cooper, Cecil (Coach)
07-08	Cooper, Cecil (Manager)

16 Year	Player
62	Goodman, Billy
63	Temple, Johnny
63-65	White, Mike
66-67	Jackson, Sonny
71, 73-74	Busse, Ray
75-76	DaVanzo, Jerry
77	Fuller, Jim
78-81	Bergman, Dave
81-85	Spilman, Harry

88-92	Ramirez, Rafael
93	James, Chris
95	Shipley, Craig
95-96	May, Derrick
97-99	McCraw, Tom (Coach)
00	Gooden, Dwight
00	Valdes, Marc
01-03	Merced, Orlando
05-07	Lane, Jason
08	Romero, Ed (Coach)

17 Year	Player
62	Gernert, Dick
62	Cerv, Bob
63	Pointer, Aaron
64	Hertz, Steve
66-67	Harrison, Chuck
68-69	Gotay, Julio
71	Schlueter, Jay
73	Sutherland, Gary
73	Torres, Hector
75-77	Boswell, Ken
78-81	Landestoy, Rafael
82	McFitt, Randy
84-89, 93-94	Bass, Kevin
90-92	Cedeno, Andujar
90	Baldwin, Jeff
95	Borders, Pat
95	Plantier, Phil
96-98	Berry, Sean
99	Knorr, Randy
00-08	Barkman, Lance

18 Year	Player
62	Budoin, Don
62-63	Hartman, J.C.
63	Wynn, Jimmy
65-71	Morgan, Joe
72	Fenwick, Bobby
74-75	Gomez, Preston (Manager)
76-82	Howe, Art
84-85	Torman, Tim
86-87	Tenace, Gene (Coach)
88	Fisher, John
89-92	Howe, Art (Manager)
94-95	Mouton, James
95	Magadan, Dave
95	Shipley, Craig
96	Sweet, Rick (Coach)
97	Virdon, Bill (Coach)
98, 00-01	Alou, Moises

19 Year	Player
62	Fazio, Ernie
62	Williams, George
63-65	Jackson, Sonny
67	Rader, Doug
67	Reed, Howie
69-70	Gelger, Gary
71	Thomas, Derrel
72-73	Helms, Tommy
78	Obradovich, Jim
79	Wiedenbauer, Tom
82-90	Boran, Bill
91	Schilling, Curt
92	Geswenero, Juan
93	Lindeman, Jim
94-96	Hunter, Brian
97	Johnson, Russ
98-00	Henry, Doug
00	Cedeno, Roger
01	Castillo, Vinny
04-07	Palmiero, Orlando
08	Saccomanno, Mark

20 Year	Player
62	Taussig, Don
62-64	Warwick, Carl
65	Beauchamp, Jim
65-66	Maye, Lee
67	Sandis, Jim
67-68	Murrell, Ivan
68-70	McFadden, Leon
70-71	Geronimo, Cesar
73-74	Campbell, Dave
73	Agee, Tommie
75	Rafael, Batista
75	Rosa, de la Jesus
76	Chies, Rich
77-78	Cannon, Joe
79-80	Heep, Danny
81-82	Sultan, Don
83	Bjorkman, George
84-88	Pankovits, Jim
89-90	Schatzeder, Dan
91	McLemore, Mark
91	Tolentino, Jose
92	Tucker, Eddie
94-01	Eusebio, Tony
02-04	Stone, Ricky
07	Anderson, Josh
08	Cassel, Jack

21 Year	Player
62-65	Spangler, Al
65	Ray, Jim
66	Nicholson, Dave
67-73	Misner, Norm
73-76	Gross, Greg
77	Crawford, Willie
77-90	Puhl, Terry
91-92	Anthony, Eric
93-96	Swindall, Greg
95	Nevin, Phil
95	Hajek, Dave
96	Montgomery, Ray
97	Carr, Chuck
98	Engle, Dave (Coach)
99-00	Meltzky, Mitch
01	Servais, Scott
02-03	Hunter, Brian
04-06	Pettitte, Andy
07	White, Rick
07-08	Wigginton, Ty

22 Year	Player
62-66-68	Davis, Ron
62	Heist, Al
63	Paciorek, John
64	Beauchamp, Jim
64	Gaines, Joe
65	Sims, Greg
68	Herrera, Jose
69-73, 78-79	Alou, Jesus
73-75	Easley, Mike
76-77	Roberts, Leon
80	Loucks, Scott
81	Woods, Gary
82-84	Knight, Ray
85	Jones, Chris
86-88	Lanier, Hal (Manager)
89	Mason, Roger
90-91	Davidson, Mark
92-94	Simms, Mike
95	Daugherty, Jack
95	Magadan, Dave
96	Young, Anthony
96	Cedeno, Andujar
97	Howard, Thomas
98	Mcaviglio, Pete
99	Berkman, Lance

HISTORY & RECORDS



00	McCraw, Tom (Coach)
01	Lopez, Mendy
02-03	Williams, Jimmy (Manager)
04-06	Clemens, Roger
08	Cruz Jr., Jose
08	Hawkins, LaTroy

23	Year	Player
	62	Pendleton, Jim
	63-64	Murrell, Ivan
	64-65	Bond, Walt
	66-67	Wilson, Don
	68-71	Lemester, Denny
	72-74	May, Lee
	75-80, 84-85	Cabeal, Enos
	81-82	Garcia, Kiko
	85	Rivera German
	86	Driessen, Dan
	87-88	Jackson, Chuck
	89-90	Anthony, Eric
	91	Mota, Andy
	92-93	Jones, Doug
	95-96	Slimms, Mike
	98	Grzanich, Mike
	99-00	Mieske, Matt
	00	Zosky, Eddie
	01-02	Mlicki, Dave
	03	Saariou, Kirk
	06	McEwing, Joe
	07	Jennings, Jason
	08	Maysomel, Edwin

24	Year	Player
	62	Roberts, Dave
	62	Taussig, Don
	62	Weekly, Johnny
	63	Adlesh, Dave
	64-73	Wynn, Jimmy
	74	de los Santos, Ramon
	74	Ostreen, Claude
	75, 77	Gradner, Art
	78-79	Sexton, Jimmy
	81-82	Heep, Danny
	83	Moreno, Omar
	85-87	Ganey, Ty
	89-91	Ott, Ed (Coach)
	90	Stubbbs, Franklin
	92	Jones, Chris
	93	Anthony, Eric
	94-98	Miller, Orlando
	97-00	Cubbage, Mike (Coach)
	01	Barker, Glen
	02-05	Lane, Jason
	<i>Retired in 2005</i>	
	<i>Jimmy Wynn</i>	

25	Year	Player
	62	Mejias, Roman
	65	Mahoney, Jim
	66	Mantilla, Felix
	67	Bellinsky, Bo
	69-72	Walker, Harry (Manager)
	73, 74	Ballagher, Bob
	75-87	Cruz, Jose
	88	Bell, Buddy
	92	Walling, Denny
	97-08	Cruz, Jose (Coach)
	<i>Retired in 1992</i>	
	<i>Jose Cruz</i>	

26	Year	Player
	62	Temple, Johnny
	63	Hardy, Carroll
	63-64	Weekly, Johnny
	64	Roberts, Dave
	65	Harris, Luman (Manager)

67	Buzhardt, John
69-70	Lampard, Keith
74-78	Howard, Wilbut
80	Pladson, Gordie
81-83	Loucks, Scott
86, 88-90	Meadows, Louie
87	Householder, Paul
90-97	Gonzalez, Luis
04-07	Lamb, Mike
08	Brocal, Doug

27	Year	Player
	62	Browne, Pidge
	63	Goss, Howie
	64	Gaines, Joe
	65	Ratliff, Gene
	66-67	Adlesh, Dave
	68	Colbert, Nate
	68-79	Watson, Bob
	81	Smith, Billy
	82-83	LaCorte, Frankie
	84-90	Davis, Glenn
	91-94	Harnisch, Pete
	95-96	Cangelosi, John
	97-00	Bogar, Tim
	01	Astacio, Pedro
	02-03	Blum, Geoff
	04	Hernandez, Carlos
	08	Blum, Geoff

28	Year	Player
	64	Williams, Walt
	65	Gaines, Joe
	66-67	Painter, Aaron
	67	Gotay, Julio
	68	Thomas, Lee
	69	Valdespino, Sandy
	70-81	Cedeno, Cesar
	83-85	Mumphrey, Jerry
	86-89	Hatcher, Billy
	89-91	Nichols, Carl
	91	Lofton, Kenny
	92	Incaivilgia, Pete
	93	Liribe, Jose
	94	Felder, Mike
	94-95	Thompson, Milt
	96-01	Spiers, Bill
	02-07	Everett, Adam

29	Year	Player
	63-64, 66	Davis, Brock
	67	Harris, Candy
	71-72	Chiles, Rich
	76	Javier, Al
	77-88	Walling, Denny
	88	Smajstrla, Craig
	89	Washington, Ron
	90-91	Ortiz, Javier
	92-93	Osuna, Al
	94	Petagine, Roberto
	95	Barfield, Jesse (Coach)
	96	Abrau, Bobby
	97-98	Phillips, J.R.
	97	Ramos, Ken
	99-00	Barker, Glen
	01-04	Datel, Octavio
	04	Alfaro, Jason
	05-06	Mansolino, Doug (Coach)
	07	Williams, Woody
	08	Geary, Geoff

30	Year	Player
	62-66	Bruce, Bob
	67	Bellinsky, Bo
	68	Buzhardt, John

73, 75	Crawford, Jim
76-78	Peniz, Gene
79-81	Leonard, Jeffrey
81-84	Scott, Tony
84	Richardt, Mike
86	Walker, Tony
87	Reynolds, Ronn
87	Waller, Ty
90-91	Slimms, Mike
92	Distefano, Benny
93	Parker, Rick
94-95	Stottlemire, Me.
96	Hajek, Dave
96	Olson, Gregg
99-04	Tamargo, John (Coach)
05-07	Scott, Luke
08	Chacon, Shawn

31	Year	Player
	62	Cicotte, Al
	62-63	McMahon
	64-65	Larsen, Don
	65	Lamabe, Jack
	65	Thomas, Frank
	66	Kroll, Gary
	67	Farrell, Turk
	67	Shery, Larry
	67	Van Hoff, Bruce
	68-69	Coombs, Danny
	70	O'Leary, Jack
	71	Yount, Larry
	74-76	Siebert, Paul
	74	Brown, Ollie
	77-78	Watson, Danny
	79-82	LaCorte, Frank
	82	Bone, Danny
	83, 85, 87-88	Heathcock, Jeff
	88-89	Forsch, Bob
	90-93, 96	Hernandez, Xavier
	94	Bream, Sid
	95-96	Tabaka, Jeff
	95	Tucker, Eddie
	97	Springer, Russ
	98-02	Ward, Daryle
	03	Chen, Bruce
	03	Villone, Ron
	04	Duckworth, Brandon
	05	Franco, John
	05	Gipson, Charles
	08	Newman, David

32	Year	Player
	62-63	Umbricht, Jim
	<i>Retired in 1964</i>	
	<i>Jim Umbricht</i>	

33	Year	Player
	62-63	Brunet, George
	62	Stone, Dean
	64-67	Owens, Jim
	68	Gilson, Hal
	68-71	Mayberry, John
	79	Throop, George
	83-91	Scott, Mike
	<i>Retired in 1992</i>	
	<i>Mike Scott</i>	

34	Year	Player
	62	Giusti, Dave
	63	Cardina, Conrad
	63	Dickson, Jim
	64-65	Jones, Gordon
	65	MacKenzie, Ken
	65-66	Miller, Norm
	67	Herrera, Jose

HISTORY & RECORDS

HISTORY & RECORDS

69	Gerónimo, Cesar
73	Jpshaw, Cecil
76-77	Lanson, Dan
78	Williams, Rick
79	Pladson, Gordie
80-88	Ryan, Nolan

*Retired in 1996
Nolan Ryan*

35

Year	Player
62-63	Golden, Jim
64	Morgan, Joe
65-68	Cuellar, Mike
65	Harrison, Chuck
69, 71	Gunn, Skip
75	Granger Wayne
76-84	Sambito, Joe
85-87	Lopez, Aurelio
88-90	Meyer, Brian
91	Capel, Mike
94-97	Hudek, John
98	Clark, Dave
99	Thompson, Ryan
01	Stone, Ricky
02	Borbon, Pedro
02	Pitchardo, Hipolito
03	Bland, Nate
04	Weathers, David
04-07	Wheeler, Dan

36

Year	Player
62-63	Drott, Dick
62	Johnson, Ken
62	Witt, George
64-67	Raymond, Claude
67	Eilers, Dave
68-72	Blastingame, Wade
75-85	Niekro, Joe
89	Rhoden, Rick
90	Gullitckson, Bill
91	Wilkins, Dean
91	Cooper, Gary
93, 95	Tucker, Eddie
93	Brumley, Mike
96	Smalls, Mark
98-99	Howell, Jack
00-03	Linebrink, Scott
00	Maddux, Mike
04-08	Springer, Russ
07	Moehler, Brian

37

Year	Player
64-67	Zachary, Chris
66	Monteagudo, Aurelio
68	Brown, Byron
68	Simpson, Dick
69-71	Spinks, Scripta
69	Womack, Dooley
72-76	Cosgrove, Mike
72	Gibson, Joe
77-79	Dixon, Tom
82	Ray, Larry
85-87, 90	Kerfeld, Charlie
91-92	Jones, Jimmy
93-02	Reynolds, Shane
04	Oliver, Darren
04	Backe, Brandon
05	Self, Todd
06-07	Albers, Matt

38

Year	Player
63-64	Brown, Hal
65-66	Roberts, Robin
86	Ray, Jim
66	Watson, Bob

69-76	Griffin, Tom
77-78	Bannister, Floyd
79	Williams, Rick
81-83	Tolman, Tim
86-87	Hernandez, Manny
89-91	Clancy, Jim
92	Reynolds, Shane
94	Hampton, Mike
95	McMurtry, Craig
99-99	Bergman, Sean
99	Javier, Stan
00	Meacham, Rusty
01	Jackson, Mike
02-04	Lamont, Gene (Coach)
05-06	Astacio, Ezequiel
07	Driskill, Travis
08	Moehler, Brian

39

Year	Player
62-63	Kormerer, Russ
64-68	Giusti, Dave
70-72	Culver, George
73	Pizarro, Juan
76	Barlow, Mike
76-79	McLaughlin, Bo
79	Ladd, Pete
81-89	Knepper, Bob
91	Gardner, Chris
94	Hines, Ben (Coach)
95	Henneman, Mike
96	Johnston, John
97-98	Montgomery, Ray
98-01	Powell, Jay
01	Villone, Ron
02	Mathews, T.J.
03	Moehler, Brian
06	Buchholz, Taylor
07	Mansolina, Doug (Coach)
08	Wolf, Randy

40

Year	Player
62-65	Johnson, Ken
65	Leo, Don
65-66	Taylor, Ron
67-74	Wilson, Don

*Retired in 1975
Don Wilson*

41

Year	Player
63	Coombs, Danny
65-67	Sempera, Carroll
69	Henry, Bill
69	Schneider, Dan
70-71	Cook, Ron
79-81	Sprowl, Bobby
79	Wilson, Gary
85-86	Knudson, Mark
88	Heathcock, Jeff
91	Corsi, Jim
92	Blatt, Willie
94	Martinez, Pedro
95	Swinden, Greg
96	Topaka, Jeff
97	Marth, Tom
98	Schourek, Pete
00	Dotel, Octavio
01-02	Cruz, Nelson
03-04	Fernandez, Jared
03	Johnson, Jonathan
04-08	Backe, Brandon

42

Year	Player
62	Shantz, Bobby
63	Daly, Jay
64	Adair, Jimmy (Coach)

65	Van Hoff, Bruce
66	Carpin, Frank
67	Bares, Lee
68	Shea, Steve
69-71	Billingham, Jack
72-75	York, Jim
76	Hardy, Larry
77-78	Lemongelo, Mark
79-80, 82	Roberge, Bert
85	Mathis, Ron
86	Funk, Tom
88	Anderson, Larry
89	Davidson, Mark
91-93	Jaramill, Rudy (Coach)
94	Martinez, Pedro
96	Strom, Brent (Coach)
97-01	Lima, Jose

*Retired by MLB in 1997
Jackie Robinson*

43

Year	Player
62	Ferreil, Turk
63-65	Nottebart, Don
66	Lee, Don
67-68	House, Pat
69	Willis, Ron
70-80	Forsch, Ken
70	Osinski, Dan
82-83	Luppert, Don (Coach)
85-91	Dashales, Jim
94-95	Veres, Dave
97	Minor, Blas
98	Scanlan, Bob
98	Henry, Doug
01	Williams, Mike
02	Zinter, Alan
04-05	Harville, Chad
05	Strickland, Scott
06-08	Sampson, Chris

44

Year	Player
62	Tiefenauer, Bobby
63	Zachary, Chris
64-67	Coombs, Danny
64	Hoerner, Joe
67-68	Dukes, Tom
67	Earley, Arnold
69	Bouton, Jim
70	Beauchamp, Tom
71	Greif, Bill
74-75	Schierman, Fred
75-76	Sosa, Jose
78	Zamora, Oscar
81-82	Pladson, Gordie
86-90, 96	Darwin, Danny
91, 93	Judan, Jeff
98	Harris, Reggie
99-00	Holt, Chris
01-08	Oswalt, Roy

45

Year	Player
62	Umbricht, Jim
64	Bradley, Don
68-73	Ray, Jim
74	Nagy, Mike
76	Rondon, Gil
77	Thomas, Roy
78-79	Riccell, Frank
80-90	Smith, Dave
96-97, 99	Holt, Chris
00-01	Powell, Brian
01	Rodriguez, Wilfredo
02	Gordon, Tom
02	Wesson, Barry
03-06	Gallo, Mike
07-08	Lee, Carlos



46	Year	Player
62-65	Woodeshick, Hal	
65	Taylor, Ron	
63-66	Arlich, Don	
66	Galnes, Joe	
67	Schneider, Dan	
70-71	Harris, Buddy	
73-77	Konieczny, Doug	
78	Leonard, Jeffrey	
79-80	Niemann, Randy	
82	DIPino, Frank	
83-85	Dawley, Bill	
86	Keough, Matt	
91-92	Bowen, Ryan	
93-94	Edens, Tom	
95-96	Bjorkal, Oaug	
98-99	Miller, Trevor	
00	Perez, Yarkis	
00, 02-05	Chavez, Raul	
06	Quintero, Humberto	
07-08	Towles, J.R.	

47	Year	Player
63-64	Yellen, Larry	
67	Biasingame, Wade	
69	Watkins, Bob	
72-73	Reuss, Jerry	
74	Johnson, Jerry	
76-81, 88	Andujar Joaquin	
82, 84-85	Ross, Mark	
86-87 89-90	Anderson, Larry	
91	Henry, Dwayne	
93	Murphy, Rob	
93	Grant, Mark	
98	Nitkowski, C.J.	
99	McCurry, Jeff	
01	Bottenfield, Kent	
04	Griffiths, Jeremy	
05-07	Miller, Trevor	
08	Valverde, Jose	

48	Year	Player
63	Hoerner, Joe	
65	Lee, Don	
66-67	Larman, Barry	
68-73	Gladding, Fred	
75	Stanton, Mike	
78-84	Ruhle, Vern	
85-96	Galante, Matt (Coach)	
97-00	Ruhle, Vern (Coach)	
01-04	Hoaton, Burt (Coach)	
05-06	Hickey, Jim (Coach)	
08	Byrdak, Tim	

49	Year	Player
64-76	Dierker, Larry	
84-86	Ca'houn, Jeff	
87-90, 93	Agosta, Juan	
92	Scheid, Rich	
95-96	Dougherty, Jim	
97-01	Dierker, Larry (Manager)	

*Retired in 2002
Larry Dierker*

50	Year	Player
88	Walton, Donny	
71-80	Richard, J.R.	
87-88	Childress, Rocky	
92	Henry, Butch	
97	Fernandez, Sid	
98-01	Elarton, Scott	
02	Saarlaos, Kirk	
03	White, Rick	

04-07	Qualls, Chad
08	Hernandez, Runelvys
08	Arias, Alberto

51	Year	Player
76	Lemongello, Mark	
82-84	LaCoss, Mike	
86	Montalvo, Rafael	
89-93	Portugal, Mark	
94	Felder, Mike	
96	Morman, Alvin	
97-00	Cabrera, Jose	
98	Johnson, Randy	
01-04	Redding, Tim	
05-08	Rodriguez, Wendy	

52	Year	Player
65	Gentile, Jim	
82	Cappuzzello, George	
83-87	Solano, Julio	
89	Cano, Jose	
90-91	Osuna, Al	
92-93	Spencer, Tom (Coach)	
94-95	Powell, Ross	
96	Clark, Terry	
97-98	Magnante, Mike	
99-04	Miller, Wade	
05-06	Jimerson, Charlton	
07	Paulino, Felipe	

53	Year	Player
70	Marshall, Mike	
77	Pujols, Luis	
83-86	Madden, Mike	
87-88	Meads, Dave	
90	Clark, Terry	
91-94, 99	Williams, Brian	
97	Abreu, Bobby	
01	Franklin, Wayne	
02-04	Munro, Peter	
05	Burns, Mike	
06	Hirsh, Jason	
08	Wright, Wesley	

54	Year	Player
79	Mendoza, Mike	
83-85	Walker, Jerry (Coach)	
88	Hill, Marc (Coach)	
90	Fisher, Brian	
90	Hennis, Randy	
91-92	Cluck, Bob (Coach)	
92	Boever, Joe	
93	Bei, Eric	
97	Greene, Tommy	
97	Henriquez, Oscar	
98	Hanama, John	
00	Green, Jason	
02-07	Lidge, Brad	
08	Paronto, Chad	

55	Year	Player
83-89	Moss, Les (Coach)	
93	Cluck, Bob (Coach)	
94-96	Henderson, Steve (Coach)	
97	Barrios, Manuel	
01-02	Hernandez, Carlos	
07-08	Quintero, Humberto	

56	Year	Player
70	Bouton, Jim	
87, 91-92	Mallicoate, Rob	
95-97	Wall, Donne	

80	Gross, Kip
00	Charles, Frank
03-04	Bullinger, Kirk
05	Duckworth, Brandon
06	Banzila, Phil
06-07	Gimenez, Hector
08	Villarreal, Oscar

57	Year	Player
91-97	Kile, Darryl	

58	Year	Player
95-96	Hartgraves, Dean	
99-00, 02	Siusarski, Joe	
01-02	Mann, Jim	
03-04	McCull, Dan	
05	Driskill, Travis	
06	Manson, Eric	
06-08	Borkowski, Dave	

59	Year	Player
93-96	Jones, Todd	
97	Garcia, Ramon	
00-01	McKnight, Tony	
02-03	Puffer, Brandon	
04	Tremie, Chris	
06, 08	House, J.R.	
07	Sarfate, Dennis	

60	Year	Player
67	King, Hal	
75	Sosa, Jose	
00	Franklin, Wayne	
02-03	Robertson, Jeriome	
03	Rosario, Rodrigo	
08	Abercrombie, Reggie	

62	Year	Player
03	Robinson, Jeriome	
07	McLemore, Mark	

63	Year	Player
07	Randolph, Stephen	

64	Year	Player
06, 08	Nieve, Fernando	

65	Year	Player
07	Patton, Troy	

66	Year	Player
01	Rodriguez, Wilfredo	

71	Year	Player
07	Gutierrez, Juan	

75	Year	Player
08	Robinson, Dewey (Coach)	

80	Year	Player
08	Clark, Dave	

89	Year	Player
94	Williams, Mitch	
96	Young, Anthony	

HISTORY & RECORDS

HISTORY & RECORDS

MINUTE MAID PARK ALL-TIME LEADERS: BATTING

Games	
666	Lance Berkman
590	Craig Biggio
501	Brad Ausmus
422	Jeff Bagwell
341	Morgan Ensberg

At-Bats	
2340	Craig Biggio
2310	Lance Berkman
1506	Jeff Bagwell
1499	Brad Ausmus
1055	Adam Everett

Runs Scored	
438	Lance Berkman
413	Craig Biggio
438	Lance Berkman
341	Jeff Bagwell
176	Morgan Ensberg
176	Richard Hidalgo

Hits	
711	Lance Berkman
666	Craig Biggio
457	Jeff Bagwell
366	Brad Ausmus
305	Richard Hidalgo

Doubles	
164	Craig Biggio
162	Lance Berkman
83	Jeff Bagwell
77	Richard Hidalgo
70	Brad Ausmus

Triples	
20	Lance Berkman
13	Richard Hidalgo
12	Craig Biggio
10	three players

Home Runs	
128	Lance Berkman
108	Jeff Bagwell
79	Craig Biggio
65	Morgan Ensberg
46	Richard Hidalgo

Runs Batted In	
448	Lance Berkman
310	Jeff Bagwell
263	Craig Biggio
191	Richard Hidalgo
190	Morgan Ensberg

Batting Average (min. 600 PA)	
.337	Moises Alou
.331	Carlos Lee
.331	Jeff Kent
.308	Lance Berkman
.303	Jeff Bagwell

Stolen Bases	
39	Craig Biggio
36	Adam Everett
33	Lance Berkman
32	Willy Taveras
23	Michael Bourn

Walks	
439	Lance Berkman
264	Jeff Bagwell
197	Craig Biggio
180	Morgan Ensberg
144	Brad Ausmus

Strikeouts	
435	Lance Berkman
397	Craig Biggio
324	Jeff Bagwell
220	Brad Ausmus
212	Richard Hidalgo

Total Bases	
1297	Lance Berkman
1091	Craig Biggio
878	Jeff Bagwell
546	Richard Hidalgo
540	Morgan Ensberg

MINUTE MAID PARK ALL-TIME LEADERS: OPPONENTS HITTING

Games	
71	Albert Pujols
At-Bats	
276	Albert Pujols
Runs Scored	
54	Albert Pujols
Hits	
89	Albert Pujols
Doubles	
16	Chipper Jones Scott Rolan

Triples	
4	Corey Patterson, Larry Walker
Home Runs	
22	Albert Pujols
Runs Batted In	
45	Aramis Ramirez
Batting Average (min. 150 PA)	
.322	Jason Kendall
On-Base Percentage (min. 150 PA)	
.408	Brian Giles

Stolen Bases	
11	Scott Podsednik
Walks	
39	Jim Edmonds
Strikeouts	
62	Jim Edmonds
Total Bases	
167	Albert Pujols

MINUTE MAID PARK SINGLE-GAME RECORDS: TEAM

Category	Astros	Opponent
Most At-Bats	66, 8/15/06 vs. Chicago Cubs	66, 8/15/06 by Chicago Cubs
Most Runs	18, 8/26/03 vs. Los Angeles	18 (2x), last 7/29/07 by San Diego
Most Hits	22, 9/16/07 vs. Pittsburgh	24, 8/20/02 by Chicago Cubs
Most Doubles	8 (2x), last, 9/12/03 vs. St. Louis	7 (4x), last, 9/28/07 by Atlanta
Most Triples	2 (14x), last, 9/11/07 vs. Chicago Cubs	2 (10x), last, 6/26/08 by Texas
Most Home Runs	6 (4x), last, 8/9/06 vs. Pittsburgh	6 (4x), 4/11/08 by Florida
Most RBI	17, 8/26/03 vs. Los Angeles	17, 7/29/07 by San Diego
Most Walks	10 (9x), last, 7/3/07 vs. Philadelphia	10, 9/11/07 by Chicago Cubs
Most Int. Walks	3 (4x), last, 8/24/07 vs. Pittsburgh	3 (5x), last, 6/14/08 by New York (AL)
Most Strikeouts	18, 7/4/01 vs. Arizona	18, 6/12/07 by Oakland
Most Stolen Bases	5, 4/22/00 vs. San Diego	6, 9/18/04 by Milwaukee
Most Caught Stealing	3 (2x), last, 6/13/08 New York (AL)	2 (13x), last, 8/03/08 by New York (NL)
Most Ground into DP	4 (5x), last, 8/30/08 vs. St. Louis	6, 5/17/03 by Philadelphia

HISTORY & RECORDS



MINUTE MAID PARK RECORDS (REGULAR SEASON ONLY)

Longest Games - Time

5:36	8/15/06 vs. Chicago Cubs (18 inn.)
5:09	7/17/07 vs. N.Y. Mets (17 inn.)
4:58	8/24/07 vs. Pittsburgh (15 inn.)
4:48	4/25/06 vs. LA Dodgers (14 inn.)
4:33	8/9/02 vs. Atlanta (13 inn.)
4:24	5/4/08 vs. Milwaukee (12 inn.)
4:23	7/3/07 vs. Philadelphia (13 inn.)
4:05	5/12/00 vs. Cincinnati (11 inn.)
4:05	6/21/01 vs. Cincinnati (11 inn.)

Longest Nine-Inning Games - Time

3:54	10/3/01 vs. San Francisco
3:51	4/20/02 vs. San Francisco
3:50	9/14/00 vs. Pittsburgh
3:50	7/5/00 vs. Arizona
3:48	4/26/00 vs. Chicago Cubs
3:47	8/20/02 vs. Chicago Cubs
3:46	4/6/04 vs. San Francisco
3:43	8/21/07 vs. Washington
3:43	6/24/00 vs. San Francisco
3:42	7/21/08 vs. Pittsburgh
3:38	7/18/01 vs. St. Louis

Shortest Games

1:50	6/12/05 vs. Toronto
1:54	6/8/03 vs. Tampa Bay
1:58	4/16/04 vs. Milwaukee
2:06	9/13/03 vs. St. Louis
2:08	9/24/03 vs. San Francisco
2:09	9/11/08 vs. Pittsburgh
2:10	7/28/07 vs. San Diego
2:10	7/4/05 vs. San Diego
2:10	7/2/04 vs. Texas
2:11	7/26/05 vs. Philadelphia
2:11	4/20/05 vs. Milwaukee

Largest Crowds

43,823	9/30/07 vs. Atlanta
43,803	4/2/07 vs. Pittsburgh
43,769	6/22/06 vs. Minnesota
43,734	10/4/01 vs. San Francisco
43,704	9/24/06 vs. St. Louis
43,666	4/3/06 vs. Florida
43,630	10, 3/01 vs. San Francisco
43,624	9/29/07 vs. Atlanta
43,596	7/30/05 vs. N.Y. Mets
43,591	8/12/06 vs. San Diego

Smallest Crowds

18,594	4/8/03 vs. Cincinnati
20,794	4/9/03 vs. Cincinnati
20,842	4/10/03 vs. Cincinnati
21,082	4/2/03 vs. Colorado
21,171	4/3/03 vs. Colorado
21,528	4/4/02 vs. Milwaukee
21,771	8/27/02 vs. San Diego
22,441	5/21/03 vs. St. Louis
22,485	8/29/02 vs. San Diego
22,659	5/2/03 vs. Florida

Extra-Inning Games

18 innings	8/15/06 vs. Chicago Cubs (L, 8-6)
17 innings	7/17/07 vs. N.Y. Mets (L, 5-3)
15 innings	8/24/07 vs. Pittsburgh (L, 8-3)
14 innings	4/25/06 vs. LA Dodgers (W, 4-3)
13 innings	7/13/07 vs. Philadelphia (W, 5-4)
	9/2/05 vs. St. Louis (W, 6-5)
	5/16/04 vs. N.Y. Mets (L, 3-2)
	8/9/02 vs. Atlanta (L, 6-5)
12 innings	5/4/08 vs. Milwaukee (W, 8-6)
	5/17/07 vs. San Francisco (L, 2-1)
	4/10/06 vs. Washington (W, 5-4)
	7/9/06 vs. St. Louis (L, 7-5)
	4/18/05 at Atlanta (L, 1-0)
	4/22/04 vs. St. Louis (L, 2-1)
	6/22/02 vs. Seattle (W, 3-2)
	4/7/02 vs. St. Louis (W, 7-6)
	4/4/01 vs. Milwaukee (W, 8-6)
11 innings	7/1/08 vs. Los Angeles (NL) (L, 7-6)
	6/12/07 vs. Oakland (W, 5-4)
	6/14/07 vs. Oakland (L, 6-5)
	6/28/07 vs. Colorado (W, 8-5)
	8/10/07 vs. Milwaukee (L, 5-4)
	9/11/07 vs. Chicago Cubs (W, 5-4)
	6/4/06 vs. Cincinnati (L, 6-4)
	7/28/06 vs. Arizona (L, 8-7)
	7/2/03 vs. Milwaukee (L, 5-3)
	8/24/02 vs. Cincinnati (L, 5-3)
	5/24/02 vs. Chicago Cubs (L, 5-4)
	6/21/01 vs. Cincinnati (L, 8-7)
	8/7/00 vs. N.Y. Mets (L, 6-5)
	5/12/00 vs. Cincinnati (L, 7-3)
10 inning	8/2/08 vs. N.Y. Mets (W, 5-4)
	4/2/07 vs. Pittsburgh (L, 4-2)
	5/15/07 vs. San Francisco (W, 6-5)
	6/3/07 vs. St. Louis (L, 8-6)
	8/6/07 vs. Chicago Cubs (W, 2-1)
	9/11/07 vs. Milwaukee (W, 5-4)
	6/20/06 vs. Minnesota (L, 6-5)
	7/8/06 vs. St. Louis (L, 7-6)
	6/26/05 vs. Texas (W, 3-2)
	5/28/04 vs. St. Louis (L, 2-1)
	7/1/03 vs. Milwaukee (W, 6-5)
	4/8/03 vs. Cincinnati (L, 2-1)
	9/13/02 vs. St. Louis (L, 3-2)
	9/9/02 vs. Colorado (W, 6-5)
	9/6/01 vs. Milwaukee (L, 4-3)
	8/2/01 vs. N.Y. Mets (W, 4-3)
	8/1/01 vs. N.Y. Mets (L, 8-2)
	7/31/01 vs. N.Y. Mets (W, 3-2)
	6/22/01 vs. Cincinnati (L, 7-5)
	6/27/01 vs. Los Angeles (W, 9-8)
	4/27/01 vs. Florida (L, 9-8)
	9/16/00 vs. Pittsburgh (W, 10-9)
	9/11/00 vs. San Francisco (L, 8-7)
	8/5/00 vs. Montreal (L, 10-9)
	6/20/00 vs. Los Angeles (L, 9-6)
	5/26/00 vs. Atlanta (W, 5-4)
	4/22/00 vs. San Diego (L, 8-6)

HISTORY & RECORDS

MINUTE MAID PARK: ROOF OPEN VS. CLOSED

Year	Roof Open	Roof Closed	Roof Closed, then Open	Overall Home Record
2000	13-17	10-9	16-16	39-42
2001	10-17	13-8	21-12	44-37
2002	11-9	16-11	20-14	47-34
2003	11-10	22-10	15-13	48-33
2004	17-11	26-17	5-5	48-33
2005	15-11	36-17	2-0	53-28
2006	16-10	28-26	0-1	44-37
2007	5-8	37-31	0-0	42-39
2008	12-6	35-25	0-0	47-31

When the roof is OPEN the entire game, the Astros are: 110-99 (.526)
 When the roof is CLOSED the entire game, the Astros are: 223-154 (.592)
 When the roof is closed at the start, and then opens at some point, Houston is: 79-61 (.564)
 For ALL games when the roof is closed at the beginning, Houston is: 299-217 (.579)
 Overall home record at Minute Maid Park: 412-314 (.567)



HISTORY & RECORDS

LONGEST HOME RUNS AT MINUTE MAID PARK

PLAYER	PITCHER	DATE	DISTANCE	LOCATION
Lance Berkman	Jeremi Gonzalez, TB	6-7-03	464	Right
Matt Stairs, PIT	Wade Miller	5-5-03	461	Center
Lance Berkman	Kyle Lohse, STL	6-8-08	460	Center
Barry Bonds, SF	Wade Miller	9-13-00	458	Center
Sammy Sosa, CHI (NL)	Scott Elarton	8-21-00	457	Left
Andy Tracy, MON	Jose Lima	8-5-00	457	Center
Barry Bonds, SF	Wilfredo Rodriguez	10-4-01	454	Right-Center
Lance Berkman	Bronson Arroyo, CIN	7-26-06	452	Center
Shawn Green, LA	Nelson Cruz	6-3-01	449	Center
Prince Fielder, MIL	Jason Jennings	8-10-07	446	Right
Jacque Jones, CHI (NL)	Roger Clemens	8-15-06	445	Center

LONGEST ASTROS HOME RUNS AT MINUTE MAID PARK

PLAYER	PITCHER	DATE	DISTANCE	LOCATION
Lance Berkman	Jeremi Gonzalez, TB	6-7-03	464	Right
Lance Berkman	Kyle Lohse, STL	6-8-08	460	Center
Lance Berkman	Bronson Arroyo, CIN	7-26-06	452	Center
Lance Berkman	Chris Carpenter, STL	9-21-06	443	Right-Center
Carlos Beltran	Juan Padilla, CIN	9-7-04	442	Right
Lance Berkman	Gary Bennett, ATL	9-29-07	441	Right
Carlos Beltran	Brett Myers, PHI	8-24-04	440	Right
Lance Berkman	Cory Lidle, PHI	7-25-05	440	Center
Hunter Pence	Ryan Franklin, STL	6-3-07	440	Center
Lance Berkman	Kerry Wood, CHI (NL)	6-10-02	439	Right

SHORTEST HOME RUNS AT MINUTE MAID PARK

PLAYER	PITCHER	DATE	DISTANCE	LOCATION
Adam Everett	Brett Tomko, STL	5-22-03	321	Left
Craig Biggio	Cory Lidle, PHI	7-25-05	329	Left
Ken Caminiti	Pat Hentgen, STL	4-23-00	329	Left
Jeff Kent	Aaron Harang, CIN	9-6-04	329	Left
Mitch Meluskey	Rick Aguilera, CHI	4-26-00	330	Left
Jeff Bagwell	Brian Reith, CIN	6-23-01	330	Right
Lance Berkman	Kevin Jarvis, SD	7-14-01	330	Left
Damian Jackson, SD	Wade Miller	7-14-01	330	Left
Adam Everett	Jeff Bennett	7-24-04	330	Left
Jason Marquis, STL	Wandy Rodriguez	6-4-05	330	Right
Lance Berkman	Joe Kennedy, COL	6-20-05	330	Left
Brandon Watson, WSH	Ezequiel Astacio	8-9-05	330	Left

HISTORY & RECORDS

1998 NATIONAL LEAGUE CHAMPIONSHIP SERIES

PHILADELPHIA.....3 GAMES
HOUSTON.....2 GAMES

In one of the best League Championship Series in baseball history, the Phillies took the opener 3-1 on the series' only home run - Greg Luzinski's two-run blast in the sixth inning. Game 1 was the only game without extra innings.

The Astros evened the series in Game 2 - breaking a 3-3 tie with four runs in the 10th - and took the series lead in a Game 3 pitchers' duel that featured 10 shutout innings from Houston's Joe Niekro. Reliever Dave Smith continued the shutout and took the win as Joe Morgan's triple and Denny Walling's sacrifice fly off Phillie ace reliever Tug McGraw scored the game's only run in the bottom of the 11th.

The Phillies rebounded with their own set of extra-inning victories. In Game 4, a single and two doubles pushed across two go-ahead runs in the top of the 10th, and McGraw preserved the edge for his second series save. And in the finale, which featured three lead changes, Del Unser scored on Garry Maddox's 10th-inning double and Dick Ruthven held off Houston to bring the Phillies their first pennant in 30 years.

GAME 1

TUESDAY, OCTOBER 7
PHILADELPHIA 3, HOUSTON 1

Astros	AB	R	H	BI	BB	K	AVG.
Rafael Landestoy, 2b	5	0	0	0	0	0	.000
Enos Cabell, 3b	4	0	1	0	0	0	.250
Jose Cruz, lf	3	1	1	0	1	0	.333
Cesar Cedeno, cf	3	0	1	0	1	0	.333
Art Howe, 1b	4	0	0	0	1	0	.000
Gary Woods, rf	4	0	2	1	0	1	.500
Luis Pujols, c	3	0	0	0	1	0	.000
Dave Bergman, pr	0	0	0	0	0	0	-
Craig Reynolds, ss	2	0	0	0	1	1	.000
Terry Puhl, ph	1	0	0	0	0	0	.000
Ken Forsch, p	2	0	2	0	0	0	1.000
Jeffrey Leonard, ph	1	0	0	0	0	1	.000
TOTALS	32	1	7	1	4	4	-

Phillies	AB	R	H	BI	BB	K	AVG.
Pete Rose, 1b	4	1	2	0	0	0	.500
Bake McBride, rf	4	0	1	0	0	1	.250
Mike Schmidt, 3b	3	0	0	0	1	1	.000
Greg Luzinski, lf	4	1	2	0	1	1	.250
Del Unser, lf	0	0	0	0	0	0	-
Manny Trillo, 2b	4	0	0	0	0	1	.000
Garry Maddox, cf	3	1	1	0	0	0	.333
Larry Bowa, ss	2	0	1	0	0	0	.500
Bob Boone, c	3	0	1	0	0	0	.333
Steve Carlton, p	2	0	0	0	0	1	.000
Greg Gross, ph	1	0	1	0	0	0	1.000
Tug McGraw, p	0	0	0	0	0	0	-
TOTALS	30	3	8	3	1	5	-

	1	2	3	4	5	6	7	8	9	R	H	E
Astros	0	0	1	0	0	0	0	0	0	1	7	0
Phillies	0	0	0	0	0	2	1	0	x	3	8	1

E. Bowa, DP-Phillies 1 LOB Astros 9, Phillies 5
Scoring Position-Astros 1-7, Phillies 1-5, HR-Luzinski (1), S-Forsch, Bowa, GDP-Cedeno, SB-McBride (1), Maddox (1), CS-Rose (1).

Astros	IP	H	R	ER	BB	K	ERA
Ken Forsch (L, 0-1)	8.0	8	3	3	1	5	3.38

Phillies	IP	H	R	ER	BB	K	ERA
Steve Carlton (W, 1-0)	7.0	7	1	1	3	3	1.29
Tug McGraw (S, 1)	2.0	0	0	0	1	1	0.00

Time-2:35. Attn. - 65,277. Umpires-HP Engel, 1B Tata, 2B Froemming, 3B Harvey.

GAME 2

WEDNESDAY, OCTOBER 8
HOUSTON 7, PHILADELPHIA 4 (10)

Astros	AB	R	H	BI	BB	K	AVG.
Terry Puhl, rf	5	1	3	2	0	0	.500
Enos Cabell, 3b	4	0	0	0	2	1	.125
Joe Morgan, 2b	2	1	1	0	3	0	.500
Rafael Landestoy, pr-2b	0	1	0	0	0	0	.000
Jose Cruz, lf	4	1	2	2	1	0	.429
Cesar Cedeno, cf	5	1	1	1	0	0	.250
Art Howe, 1b	4	0	0	0	1	0	.000
Dave Bergman, 1b	1	0	1	2	0	0	1.000
Alan Ashby, c	5	0	0	0	0	0	.000
Craig Reynolds, ss	3	1	0	2	0	0	.000
Nolan Ryan, p	1	1	0	0	1	1	.000
Joe Sambito, p	0	0	0	0	0	0	-
Dave Smith, p	0	0	0	0	0	0	-
Jeffrey Leonard, ph	1	0	0	0	0	1	.000
Frank LaCorte, p	1	0	0	0	0	0	.000
Joquin Andujar, p	0	0	0	0	0	0	-
TOTALS	36	7	8	7	7	5	-

Phillies	AB	R	H	BI	BB	K	AVG.
Pete Rose, 1b	4	0	2	0	2	0	.500
Bake McBride, rf	5	0	1	0	1	1	.222
Mike Schmidt, 3b	6	1	2	0	0	1	.222
Greg Luzinski, lf	4	1	2	1	0	2	.375
Lonnie Smith, pr-1f	1	1	1	0	0	0	1.000
Manny Trillo, 2b	3	0	1	0	0	1	.143
Garry Maddox, cf	5	0	2	0	1	1	.375
Larry Bowa, ss	4	1	2	0	1	1	.500
Bob Boone, c	4	0	1	0	1	1	.286
Dick Ruthven, p	2	0	0	0	2	0	.000
Greg Gross, ph	0	0	0	0	0	0	1.000
Tug McGraw, p	0	0	0	0	0	0	-
Del Unser, ph	1	0	0	0	0	0	.000
Ron Reed, p	0	0	0	0	0	0	-
Kevin Saucier, p	0	0	0	0	0	0	-
George Vukovich, ph	1	0	0	0	0	0	.000
TOTALS	40	4	14	3	5	10	-

	1	2	3	4	5	6	7	8	9	10	R	H	E
Astros	0	0	1	0	0	0	1	1	0	4	7	8	1
Phillies	0	0	0	2	0	0	0	1	0	1	4	14	2

E-McBride, Reynolds, Schmidt, DP-Phillies 1, LOB-Astros 8, Phillies 14. Scoring Position-Astros 5-11, Phillies 4-13, 2B-Puhl (1), Morgan (1), Schmidt (1), Luzinski (1), SB-Bergman (1), S-Cabell, Ryan, Trillo 2, Gross, GDP-Cedeno, CS-Maddox (1).

Astros	IP	H	R	ER	BB	K	ERA
Nolan Ryan	6.1	8	2	2	1	6	2.84
Joe Sambito	0.1	0	0	0	1	1	0.00
Dave Smith	1.1	2	1	1	1	2	6.75
Frank LaCorte (W, 1-0)	1.0	4	1	0	1	1	0.00
Joquin Andujar (S, 1)	1.0	0	0	0	1	0	0.00

Phillies	IP	H	R	ER	BB	K	ERA
Dick Ruthven	7.0	3	2	2	5	4	2.57
Tug McGraw	1.0	2	1	1	0	0	3.00
Ron Reed (L, 0-1)	1.1	2	4	4	1	1	27.00
Kevin Saucier	0.2	1	0	0	1	0	0.00

1BB - Morgan (Reed), Reynolds (by Saucier), Rose (by Sambito), Bowa (by Smith).
Time-3:34. Attn. - 65,476. Umpires-HP Tata, 1B Froemming, 2B Harvey, 3B Vargo.

HISTORY & RECORDS

1996 NATIONAL LEAGUE CHAMPIONSHIP SERIES

GAME 3

FRIDAY, OCTOBER 10
HOUSTON 1, PHILADELPHIA 0 (11)

Phillies	AB	R	H	BI	BB	K	AVG.
Pete Rose, 1b	5	0	1	0	0	1	.385
Bake McBride, rf	5	0	1	0	0	0	.214
Mike Schmidt, 3b	5	0	1	0	0	0	.214
Greg Luzinski, lf	5	0	0	0	0	1	.231
Manny Trillo, 2b	5	0	2	0	0	0	.250
Garry Maddox, cf	4	0	2	0	0	0	.417
Larry Bowa, ss	3	0	0	0	2	0	.333
Bob Boone, c	4	0	0	0	0	0	.182
Del Unser, ph	1	0	0	0	0	1	.000
Keith Moreland, c	0	0	0	0	0	0	—
Larry Christenson, p	2	0	0	0	0	1	.000
George Yulovitch, ph	1	0	0	0	0	0	.000
Dickie Noles, p	0	0	0	0	0	0	—
Tug McGraw, p	1	0	0	0	0	0	.000
TOTALS	41	0	7	0	2	4	—

Astros	AB	R	H	BI	BB	K	AVG.
Terry Puhl, rf-cf	4	0	2	0	1	1	.500
Enos Cabell, 3b	4	0	2	0	0	0	.250
Joe Morgan, 2b	4	0	1	0	1	0	.333
Rafael Landestoy, pr	0	1	0	0	0	0	.000
Jose Cruz, lf	2	0	1	0	3	0	.444
Cesar Cedeno, cf	3	0	0	0	0	0	.182
Dave Bergman, 1b	1	0	0	0	0	0	.500
Art Howe, ph	0	0	0	0	1	0	.000
Denny Walling, 1b-rf	3	0	0	1	1	0	.000
Luis Pujols, c	3	0	0	0	1	0	.000
Craig Reynolds, ss	3	0	0	0	0	0	.000
Joe Niekro, p	3	0	0	0	1	0	.000
Gary Woods, ph	1	0	0	0	0	1	.400
Dave Smith, p	0	0	0	0	0	0	—
TOTALS	31	1	6	1	8	3	—

	1	2	3	4	5	6	7	8	9	10	11	R	H	E
Phillies	0	0	0	0	0	0	0	0	0	0	0	0	7	1
Astros	0	0	0	0	0	0	0	0	0	0	1	1	6	1

E. Bergman, Christenson. DP: Phillies 2, LOB: Phillies 11, Astros 10. Scoring Position: Phillies 0-8, Astros 0-9. 2B-Trillo (1), Maddox (1), Puhl (2), 3B-Morgan (1), Cruz (1), S-Cabell, Reynolds. SF-Walling. GDP-Cruz, Cedeno. SB-Schmidt (1), Maddox (2), CS-Cabell (1).

Phillies	IP	H	R	ER	BB	K	ERA
Larry Christenson	6.0	3	0	0	4	2	0.00
Dickie Noles	1.1	1	0	0	1	0	0.00
Tug McGraw (L, 0-1)	3.0	2	1	1	3	1	3.00

Astros	IP	H	R	ER	BB	K	ERA
Joe Niekro	10.0	6	0	0	1	2	0.00
Dave Smith (W, 1-0)	1.0	1	0	0	1	2	3.86

PB-Pujols. HBP-Maddox by Niekro. Time-3:22. Attn.-44,443. Umpires-HP Froemming, 1B Harvey, 2B Vargo, 3B Crawford.

GAME 4

SATURDAY, OCTOBER 11
PHILADELPHIA 5, HOUSTON 3 (10)

Phillies	AB	R	H	BI	BB	K	AVG.
Lonnie Smith, lf	4	1	2	0	0	0	.600
Del Unser, lf-rf	1	0	0	0	1	0	.000
Pete Rose, 1b	4	2	2	1	1	1	.412
Mike Schmidt, 3b	5	0	2	1	0	1	.263
Bake McBride, rf	4	0	2	0	0	1	.278
Greg Luzinski, ph	1	1	1	0	0	0	.286
Tug McGraw, p	0	0	0	0	0	0	.000
Manny Trillo, 2b	4	0	2	2	0	0	.313
Garry Maddox, cf	4	0	0	0	1	1	.313
Larry Bowa, ss	5	0	1	0	1	1	.286
Bob Boone, c	4	0	0	0	1	1	.133
Steve Carlton, p	2	0	0	0	0	0	.000
Dickie Noles, p	0	0	0	0	0	0	—
Kevin Saucier, p	0	0	0	0	0	0	—
Ron Reed, p	0	0	0	0	0	0	—
Greg Gross, ph	1	1	1	0	0	0	1.000
Warren Brusstar, p	1	0	0	0	1	0	.000
George Yulovitch, lf	0	0	0	0	0	0	.000
TOTALS	40	5	13	5	2	8	—

Astros	AB	R	H	BI	BB	K	AVG.
Terry Puhl, cf	3	0	1	1	2	1	.462
Enos Cabell, 3b	4	1	1	0	0	0	.250
Joe Morgan, 2b	3	0	0	0	2	1	.222
Gary Woods, rf	2	0	0	0	1	0	.286
Denny Walling, ph	1	0	0	0	0	0	.000
Jeffrey Leonard, lf	1	0	0	0	0	0	.000
Art Howe, 1b	3	0	1	1	0	0	.091
Jose Cruz, lf	3	0	0	0	1	1	.333
Luis Pujols, c	3	1	1	0	0	0	.111
Bruce Bochy, c	1	0	0	0	0	0	.000
Rafael Landestoy, ss	3	1	1	1	1	0	.125
Vern Ruhle, p	3	0	0	0	1	0	.000
Dave Smith, p	0	0	0	0	0	0	—
Joe Sambito, p	0	0	0	0	0	0	—
TOTALS	30	3	5	3	9	4	—

	1	2	3	4	5	6	7	8	9	10	R	H	E
Phillies	0	0	0	0	0	0	3	0	2	5	13	0	0
Astros	0	0	0	1	1	0	0	0	1	0	3	5	1

E-Landestoy. DP-Phillies 3, Astros 2. LOB-Phillies 8, Astros 8. Scoring Position-Phillies 3-14, Astros 2-8. 2B-Trillo (1), Cabell (1), Howe (1), Luzinski (2), 3B-Pujols (1), S-Sambito. SF-Trillo. SB-L-Smith (1), McBride (2), Bowa (1), Puhl (1), Woods (1), Landestoy (1).

Phillies	IP	H	R	ER	BB	K	ERA
Siege Carlton	5.1	4	2	2	5	3	2.19
Dickie Noles	1.1	0	0	0	2	0	0.00
Kevin Saucier	0.0	0	0	0	1	0	0.00
Ron Reed	0.1	0	0	0	0	0	21.50
W. Brusstar (BS, 1, W, 1-0)	2.0	1	1	1	1	0	4.50
Tug McGraw (S, 2)	1.0	0	0	0	0	1	2.57
Astros	IP	H	R	ER	BB	K	ERA
Vern Ruhle	7.0	8	3	3	1	3	3.86
Dave Smith (BS, 1)	0.0	1	0	0	0	0	3.86
Joe Sambito (L, 0-1)	3.0	4	2	2	1	5	5.40

Saucier pitched to one batter in the 7th. Ruhle pitched to four batters in the 8th. D. Smith pitched to one batter in the 8th. Time: 3:55. Attn.-44,952. Umpires-HP Harvey, 1B Vargo, 2B Crawford, 3B Engel.

GAME 5

SUNDAY, OCTOBER 12
PHILADELPHIA 8, HOUSTON 7 (10)

Phillies	AB	R	H	BI	BB	K	AVG.
Pete Rose, 1b	3	0	1	2	1	1	.400
Bake McBride, rf	3	0	0	0	2	.238	
Keith Moreland, ph	1	0	0	1	0	0	.000
Ramon Aviles, pr	0	1	0	0	0	0	—
Tug McGraw, p	0	0	0	0	0	0	.000
George Yulovitch, ph	1	0	0	0	0	0	.000
Dick Ruthven, p	0	0	0	0	0	0	.000
Mike Schmidt, 3b	5	0	0	0	0	3	.294
Greg Luzinski, lf	3	0	1	0	2	2	.208
Lonnie Smith, pr	0	0	0	0	0	0	.600
Larry Christenson, p	0	0	0	0	0	0	.000
Ron Reed, p	0	0	0	0	0	0	—
Del Unser, ph-rf	2	2	2	1	0	0	.400
Manny Trillo, 2b	5	1	3	2	0	0	.381
Garry Maddox, cf	4	1	1	1	0	0	.300
Larry Bowa, ss	5	1	2	0	0	1	.316
Bob Boone, c	3	1	2	2	0	0	.222
Marty Bystrom, p	2	0	0	0	1	0	.000
Warren Brusstar, p	0	0	0	0	0	0	.000
Greg Gross, lf	2	1	1	0	0	0	.750
TOTALS	39	8	13	8	3	10	—

Astros	AB	R	H	BI	BB	K	AVG.
Terry Puhl, cf	6	3	4	0	0	0	.526
Enos Cabell, 3b	5	0	1	0	0	1	.238
Joe Morgan, 2b	4	0	0	0	0	0	.154
Rafael Landestoy, 2b	1	0	1	0	0	0	.222
Jose Cruz, lf	3	1	2	2	2	0	.400
Denny Walling, rf	5	2	1	1	0	0	.111
Frank LaCorte, p	0	0	0	0	0	0	.000
Art Howe, 1b	4	0	2	1	0	0	.200
Dave Bergman, pr-1b	1	0	0	0	0	0	.333
Luis Pujols, c	1	0	0	0	1	0	.100
Alan Ashby, ph-c	3	0	1	0	0	0	.125
Craig Reynolds, ss	5	1	2	0	0	0	.154
Nolan Ryan, p	3	0	0	0	0	1	.000
Joe Sambito, p	0	0	0	0	0	0	—
Ken Forsch, p	0	0	0	0	0	0	1.000
Gary Woods, ph-rf	1	0	0	0	1	0	.250
Danny Heep, ph	1	0	0	0	0	0	.000
TOTALS	43	7	14	6	3	3	—

	1	2	3	4	5	6	7	8	9	10	R	H	E
Phillies	0	2	0	0	0	0	5	0	1	8	13	2	0
Astros	1	0	0	0	1	3	2	0	0	7	14	0	0

E-Luzinski, Trillo. DP-Astros 2, LOB-Phillies 5, Astros 10. Scoring Position-Phillies 5-13, Astros 5-16. 2B-Maddox (2), Cruz (1), Reynolds (1), Unser (1), 3B-Trillo (1), Howe (1), S-Boone, Cabell. GDP-Maddox 2, SB-Puhl (2), CS-Rose (2).

Phillies	IP	H	R	ER	BB	K	ERA
Marty Bystrom	5.1	7	2	1	2	1	1.69
Warren Brusstar	0.2	0	0	0	0	0	3.38
Larry Christenson	0.2	2	3	3	1	0	4.05
Ron Reed	0.1	1	0	0	0	0	18.00
Tug McGraw (BS, 1)	1.0	4	2	2	0	2	4.50
Dick Ruthven (W, 1-0)	2.0	0	0	0	0	0	2.00

Astros	IP	H	R	ER	BB	K	ERA
Nolan Ryan	7.0	8	6	6	2	8	5.40
Joe Sambito (H, 1)	0.1	0	0	0	0	0	4.91
Ken Forsch (BS, 1)	0.2	2	1	1	0	1	4.15
Frank LaCorte (L, 1-1)	2.0	3	1	1	1	1	3.00

WP-Christenson. Time: 3:38. Attn.-44,802. Umpires-HP Vargo, 1B Crawford, 2B Engel, 3B Tata.

HISTORY & RECORDS



1980 NLCS COMPOSITE STATISTICS

PLAYER	G	A	R	H	BI	2B	3B	HR	BB	SO	SB	CS	AVG	OBP	SLG
Alan Ashby	2	8	0	1	1	0	0	0	0	0	0	0	.125	.125	.125
Dave Bergman	4	3	0	1	2	0	1	0	0	0	0	0	.333	.333	1.000
Bruce Bochy	1	1	0	0	0	0	0	0	0	0	0	0	.000	.000	.000
Enos Cabell	5	21	1	5	0	1	0	0	1	3	0	1	.238	.273	.286
Cesar Cedeno	3	11	1	2	1	0	0	0	1	0	0	0	.182	.250	.182
Jose Cruz	5	15	3	6	4	1	1	0	8	1	0	0	.400	.600	.600
Ken Forsch	2	2	0	2	0	0	0	0	0	0	0	0	1.000	1.000	1.000
Danny Heep	1	1	0	0	0	0	0	0	0	0	0	0	.000	.000	.000
Art Howe	5	15	0	3	2	1	1	0	2	2	0	0	.200	.278	.400
Frank LaCorte	2	1	0	0	0	0	0	0	0	0	0	0	.000	.000	.000
Rafael Landestoy	5	9	3	2	2	0	0	0	1	0	1	0	.222	.300	.222
Jeffrey Leonard	3	3	0	0	0	0	0	0	0	2	0	0	.000	.000	.000
Joe Morgan	4	13	1	2	0	1	1	0	6	1	0	0	.154	.421	.385
Joe Niekro	1	3	0	0	0	0	0	0	0	1	0	0	.000	.000	.000
Terry Puhl	5	19	4	10	3	2	0	0	3	2	2	0	.526	.591	.632
Luis Pujols	4	10	1	1	0	0	1	0	3	0	0	0	.100	.308	.300
Craig Reynolds	4	13	2	2	0	1	0	0	3	1	0	0	.154	.313	.231
Vern Ruhle	1	3	0	0	0	0	0	0	0	1	0	0	.000	.000	.000
Nolan Ryan	2	4	1	0	0	0	0	0	1	2	0	0	.000	.200	.000
Joe Sambito	3	0	0	0	0	0	0	0	0	0	0	0	—	—	—
Denny Walling	3	9	2	1	2	0	0	0	1	0	0	0	.111	.182	.111
Gary Woods	4	8	0	2	1	0	0	0	1	3	1	0	.250	.333	.250
HOUSTON	5	172	19	40	18	7	5	0	31	19	4	1	.233	.346	.331
OPPONENTS	5	190	20	55	19	8	1	1	13	37	7	3	.289	.337	.358

PITCHER	G	GS	CG	IP	H	R	ER	BB	SO	W-L	SV-OPP	HLD	ERA
Joaquin Andujar	1	0	0	1.0	0	0	0	1	0	0-0	1-1	0	0.00
Ken Forsch	2	1	1	8.2	10	4	4	1	6	0-1	0-1	0	4.15
Frank LaCorte	2	0	0	3.0	7	2	1	2	2	1-1	0-0	0	3.00
Joe Niekro	1	1	0	10.0	6	0	0	1	2	0-0	0-0	0	0.00
Vern Ruhle	1	1	0	7.0	8	3	3	1	3	0-0	0-0	0	3.86
Nolan Ryan	2	2	0	13.1	16	8	8	3	14	0-0	0-0	0	5.40
Joe Sambito	3	0	0	3.2	4	2	2	2	6	0-1	0-0	1	4.91
Dave Smith	3	0	0	2.1	4	1	1	2	4	1-0	0-1	0	3.86
HOUSTON	5	5	1	49.0	55	20	19	13	37	2-3	1-3	1	3.49
OPPONENTS	5	5	1	49.1	40	19	18	31	19	3-2	2-4	0	3.28

HISTORY & RECORDS

HISTORY & RECORDS

1991 NATIONAL LEAGUE WEST DIVISION SERIES

LOS ANGELES 3 GAMES
HOUSTON 2 GAMES

Because of a midseason player strike that forced a complete shutdown of Major League Baseball for almost two months, a split-season format and a new tier of playoffs were created after the work stoppage ended. This new format matched the Astros against the Los Angeles Dodgers for a best-of-five National League West Division Series.

Behind Nolan Ryan's pitching and Alan Ashby's two-run homer in the ninth inning, the Astros took a 3-1 victory in Game 1. Houston then took a 2-0 series lead with a 1-0 triumph in Game 2 as Denny Walling stroked a pitch-hit single with the bases loaded and two out in the 11th inning.

Back in their familiar L.A. surroundings, the Dodgers managed to take control of the remainder of the series. They erupted for three first-inning runs in Game 3 and coasted to a 6-1 victory as three pitchers combined on a three-hitter.

Game 4 turned out to be a pitcher's battle. Neither the Dodgers nor the Astros put a runner on base in the first four innings as Fernando Valenzuela and Vern Ruhle were in complete command. Both pitchers allowed four hits in the game, but Pedro Guerrero belted a solo homer in the fifth and Bill Russell added an RBI single in the seventh to give the Dodgers a 2-1 victory that evened the series at two games apiece.

Another pitching struggle ensued in Game 5. Nolan Ryan dominated the Dodgers until the sixth inning, when L.A. put together a three-run rally. Los Angeles starter Jerry Reuss threw a five-hit shutout in the 4-0 victory.

GAME 1

TUESDAY, OCTOBER 6
HOUSTON 3, LOS ANGELES 1

Dodgers	AB	R	H	BI	BB	K	AVG.
Davey Lopes, 2b	4	0	0	0	0	2	.000
Ken Landreaux, cf	4	0	1	0	0	1	.250
Dusty Baker, lf	3	0	0	0	0	0	.000
Steve Garvey, 1b	3	1	1	1	0	0	.333
Rick Monday, rf	2	0	0	0	1	1	.000
Pedro Guerrero, 3b	3	0	0	0	0	1	.000
Mike Scioscia, c	3	0	0	0	0	1	.000
Bill Russell, ss	3	0	0	0	0	0	.000
Fernando Valenzuela, p	2	0	0	0	0	1	.000
Jay Johnstone, ph	1	0	0	0	0	0	.000
Dave Stewart, p	0	0	0	0	0	0	—
TOTALS	28	1	2	1	1	7	

Astros	AB	R	H	BI	BB	K	AVG.
Terry Puhl, rf	4	1	2	0	0	0	.500
Phil Garner, 2b	3	0	0	0	1	0	.000
Tony Scott, cf	4	0	1	0	1	2	.250
Jose Cruz, lf	4	0	0	0	2	0	.000
Cesar Cedeno, 1b	4	0	2	0	1	1	.500
Art Howe, 3b	4	0	1	0	0	0	.250
Kiko Garcia, ss	3	0	0	0	1	0	.000
Craig Reynolds, ph	1	1	1	0	0	0	1.000
Alan Ashby, c	3	1	2	1	0	3	.333
Nolan Ryan, p	3	0	0	0	1	0	.000
TOTALS	33	3	8	3	2	7	

	1	2	3	4	5	6	7	8	9	R	H	E
Dodgers	0	0	0	0	0	0	1	0	0	1	2	0
Astros	0	0	0	0	1	0	0	2	3	8	0	0

DP-Astros 1 LOB-Dodgers 1, Astros 6. Scoring Position-Dodgers 0-0, Astros 1-6. 2B-Cedeno (1). HR-Garvey (1), Ashby (1). GDP-Baker. SB-Cedeno 2 (2).

Dodgers	IP	H	R	ER	BB	K	ERA
Fernando Valenzuela	8.0	6	1	1	2	6	1.13
Dave Stewart (L, 0-1)	0.2	2	2	2	0	1	27.00
Astros	IP	H	R	ER	BB	K	ERA
Nolan Ryan (W, 1-0)	9.0	2	1	1	1	7	1.00

IBB-Ashby (by Valenzuela). Time-2:22. Attn.-44,836 Umpires-HP Dale, 1B Quick, 2B Davidson, 3B McSherry.

GAME 2

WEDNESDAY, OCTOBER 7
HOUSTON 1, LOS ANGELES 0 (11)

Dodgers	AB	R	H	BI	BB	K	AVG.
Davey Lopes, 2b	5	0	2	0	0	2	.222
Mike Marshall, ph	1	0	0	0	0	1	.000
Dave Stewart, p	0	0	0	0	0	0	—
Terry Forster, p	0	0	0	0	0	0	—
Tom Niedenfuer, p	0	0	0	0	0	0	—
Ken Landreaux, cf	4	0	1	0	0	0	.250
Dusty Baker, lf	4	0	1	0	1	0	.143
Steve Garvey, 1b	5	0	1	0	0	0	.250
Rick Monday, rf	4	0	1	0	0	0	.167
Derrel Thomas, rf	1	0	0	0	1	0	.000
Pedro Guerrero, 3b	5	0	1	0	0	0	.125
Mike Scioscia, c	4	0	1	0	0	0	.143
Steve Yeager, ph-c	1	0	1	0	0	0	1.000
Bill Russell, ss	2	0	0	0	3	0	.000
Jerry Reuss, p	4	0	0	0	0	4	.000
Steve Howe, p	0	0	0	0	0	0	—
Reggie Smith, ph	1	0	0	0	0	1	.000
Steve Sax, 2b	0	0	0	0	0	0	—
TOTALS	41	0	9	0	4	9	

Astros	AB	R	H	BI	BB	K	AVG.
Terry Puhl, rf	5	0	1	0	0	0	.333
Phil Garner, 2b	5	1	2	0	0	0	.250
Tony Scott, cf	5	0	1	0	1	1	.222
Jose Cruz, lf	5	0	2	0	0	0	.222
Cesar Cedeno, 1b	3	0	0	0	2	1	.286
Art Howe, 3b	4	0	0	0	1	1	.125
Dickie Thorn, ss	4	0	2	0	0	0	.500
Denny Walling, ph	1	0	1	0	0	0	1.000
Luis Pujols, c	3	0	0	0	1	0	.000
Joe Niekro, p	2	0	0	0	0	0	.000
Gary Woods, ph	1	0	0	0	0	0	.000
Dave Smith, p	0	0	0	0	0	0	—
Joe Pittman, ph	1	0	0	0	0	0	.000
Joe Sambito, p	0	0	0	0	0	0	—
TOTALS	39	1	9	1	3	4	

	1	2	3	4	5	6	7	8	9	10	11	R	H	E
Dodgers	0	0	0	0	0	0	0	0	0	0	0	0	9	7
Astros	0	0	0	0	0	0	0	0	0	0	1	1	9	0

E-RusseH. LOB-Dodgers 13, Astros 10. Scoring Position-Dodgers 0-9, Astros 2-10. 2B-Lopes (1), Yeager (1), S-Landreaux, Pujols. SB-Cruz (1), CS-Cedeno (1).

Dodgers	IP	H	R	ER	BB	K	ERA
Jerry Reuss	9.0	5	0	0	2	3	0.00
Steve Howe	1.0	1	0	0	0	0	0.00
Dave Stewart (L, 0-2)	0.0	2	1	1	0	0	40.50
Terry Forster	0.1	0	0	0	0	0	0.00
Tom Niedenfuer	0.1	1	0	0	1	1	0.00

Astros	IP	H	R	ER	BB	K	ERA
Joe Niekro	8.0	7	0	0	3	4	0.00
Dave Smith	2.0	1	0	0	0	3	0.00
Joe Sambito (W, 1-0)	1.0	1	0	0	1	2	0.00

IBB-Howe (by Reuss), Cedeno (by Niedenfuer). Stewart pitched to two batters in the 11th. Time-3:39 Attn.-42,398 Umpires-HP Quirk, 1B Davidson, 2B McSherry, 3B Weyer.

HISTORY & RECORDS



1991 NATIONAL LEAGUE WEST DIVISION SERIES

GAME 3

FRIDAY, OCTOBER 9
LOS ANGELES 6, HOUSTON 1

Astros	AB	R	H	BI	BB	K	AVG.
Terry Puhl, rf	4	0	0	0	0	1	.231
Phil Garner, 2b	2	0	0	2	1	2	.200
Tony Scott, cf	4	0	0	0	1	154	
Jose Cruz, lf	4	0	2	0	0	0	.308
Cesar Cedeno, 1b	4	0	0	0	0	0	.182
Alan Ashby, c	2	0	0	0	1	0	.200
Art Howe, 3b	2	1	1	1	1	0	.200
Craig Reynolds, ss	2	0	0	0	0	1	.333
Dickie Thon, ph-ss	1	0	0	0	0	0	.400
Bob Knepper, p	1	0	0	0	0	0	.000
Harry Spillman, ph	1	0	0	0	0	0	.000
Frank LaCorte, p	0	0	0	0	0	0	—
Gary Woods, ph	1	0	0	0	0	1	.000
Joe Sambito, p	0	0	0	0	0	0	—
Billy Smith, p	0	0	0	0	0	0	—
TOTALS	28	1	3	1	4	5	

Dodgers	AB	R	H	BI	BB	K	AVG.
Davey Lopes, 2b	3	1	1	0	2	0	.250
Ken Landreaux, cf	4	0	1	1	0	0	.250
Dusty Baker, lf	5	1	2	1	0	0	.250
Steve Garvey, 1b	4	1	2	2	0	2	.333
Pedro Guerrero, 3b	3	0	1	0	1	1	.182
Rick Monday, rf	3	0	1	0	0	1	.222
Derral Thomas, ph-rf	1	1	0	0	0	0	.000
Steve Yeager, c	4	1	1	0	0	1	.400
Bill Russell, ss	4	1	1	1	0	1	.111
Burt Hooton, p	3	0	0	0	0	0	.000
Steve Howe, p	0	0	0	0	0	0	—
Reggie Smith, ph	0	0	0	1	0	0	.000
Bob Welch, p	0	0	0	0	0	0	—
TOTALS	34	6	10	6	3	6	

	1	2	3	4	5	6	7	8	9	R	H	E
Astros	0	0	1	0	0	0	0	0	0	1	3	2
Dodgers	3	0	0	0	0	0	0	3	x	6	10	0

E-Cruz, Cedeno. DP-Dodgers 2. LOB-Astros 4, Dodgers 9. Scoring Position-Astros 0-4, Dodgers 4-10. 2B-Cruz (1), Baker (1), Guerrero (1). HR-A, Howe (1), Garvey (2). S-Landreaux. SF-R, Smith. GDP-Cedeno, Scott.

Astros	IP	H	R	ER	BB	K	ERA
Bob Knepper (L, 0-1)	5.0	6	3	3	2	4	5.40
Frank LaCorte	2.0	0	0	0	0	2	0.00
Joe Sambito	0.2	4	3	1	0	16.20	
Billy Smith	0.1	0	0	0	0	0	0.00

Dodgers	IP	H	R	ER	BB	K	ERA
Burt Hooton (W, 1-0)	7.0	3	1	1	3	2	1.29
Steve Howe (L, 1)	1.0	0	0	0	2	0	0.00
Bob Welch	1.0	0	0	0	1	0	0.00

Hooton pitched to one batter in the 6th.
IBB: Guerrero by (Knepper), Lopes (by Sambito). WP-Knepper. Time-2:35. Attn.-46,820. Umpires-HP Davidson, 1B McSherry, 2B Weyer, 3B Montague.

GAME 4

SATURDAY, OCTOBER 10
LOS ANGELES 2, HOUSTON 1

Astros	AB	R	H	BI	BB	K	AVG.
Terry Puhl, rf	4	1	1	0	0	0	.235
Phil Garner, 2b	4	0	0	0	0	1	.143
Tony Scott, cf	4	0	1	0	2	176	
Jose Cruz, lf	4	0	0	0	0	0	.235
Cesar Cedeno, 1b	2	0	1	0	0	0	.231
Denny Walling, 1b	1	0	0	0	0	0	.500
Art Howe, 3b	3	0	1	0	0	0	.231
Dickie Thon, ss	2	0	0	0	1	0	.286
Luis Pujols, c	3	0	0	0	0	0	.000
Vern Ruhle, p	1	0	0	0	1	0	.000
Kiko Garcia, ph	1	0	0	0	0	0	.000
TOTALS	29	1	4	1	1	4	

Dodgers	AB	R	H	BI	BB	K	AVG.
Davey Lopes, 2b	3	0	0	0	1	0	.200
Ken Landreaux, cf	4	0	0	0	0	0	.188
Dusty Baker, lf	3	0	0	0	0	0	.200
Steve Garvey, 1b	3	1	1	0	0	0	.333
Rick Monday, rf	2	0	0	0	0	1	.182
Derral Thomas, rf	0	0	0	0	0	0	.000
Pedro Guerrero, 3b	3	1	1	0	0	0	.214
Mike Scioscia, c	2	0	0	1	0	1	.111
Bill Russell, ss	3	0	2	1	0	0	.250
Fernando Valenzuela, p	2	0	0	0	0	0	.000
TOTALS	25	2	4	2	2	1	

	1	2	3	4	5	6	7	8	9	R	H	E
Astros	0	0	0	0	0	0	0	0	1	1	4	0
Dodgers	0	0	0	0	1	0	1	0	x	2	4	0

LOB-Astros 3, Dodgers 3. Scoring Position-Astros 1-4, Dodgers 1-4. 2B Puhl (1). HR-Guerrero (1). S-Ruhle, Monday, Valenzuela. CS-Cedeno (2).

Astros	IP	H	R	ER	BB	K	ERA
Vern Ruhle (L, 0-1)	8.0	4	2	2	2	1	2.25

Dodgers	IP	H	R	ER	BB	K	ERA
Valenzuela (W, 1-0)	9.0	4	1	1	1	4	1.06

IBB-Scioscia (by Ruhle).
Time-2:00. Attn.-55,983. Umpires-HP McSherry, 1B Weyer, 2B Montague, 3B Dale.

GAME 5

SUNDAY, OCTOBER 11
LOS ANGELES 4, HOUSTON 0

Astros	AB	R	H	BI	BB	K	AVG.
Terry Puhl, rf	4	0	0	0	0	0	.190
Phil Garner, 2b	4	0	0	0	0	0	.111
Tony Scott, cf	3	0	0	0	1	1	.150
Art Howe, 3b	4	0	1	0	0	0	.235
Jose Cruz, lf	3	0	2	0	1	1	.300
Denny Walling, 1b	4	0	1	0	0	1	.333
Dickie Thon, ss	4	0	0	0	0	0	.182
Alan Ashby, c	4	0	0	0	0	0	.111
Nolan Ryan, p	1	0	1	0	1	0	.250
Joe Pittman, ph	1	0	0	0	0	0	.000
Dave Smith, p	0	0	0	0	0	0	—
Frank LaCorte, p	0	0	0	0	0	0	—
Dave Roberts, ph	1	0	0	0	0	1	.000
TOTALS	33	0	5	0	3	4	

Dodgers	AB	R	H	BI	BB	K	AVG.
Davey Lopes, 2b	5	0	1	0	0	3	.200
Ken Landreaux, cf	4	1	1	0	0	0	.200
Dusty Baker, lf	3	1	0	1	0	0	.167
Steve Garvey, 1b	4	1	2	1	0	0	.368
Rick Monday, rf	3	1	1	1	1	1	.214
Derral Thomas, ph-rf	0	0	0	0	0	0	.000
Pedro Guerrero, 3b	3	0	0	0	1	2	.176
Mike Scioscia, c	4	0	1	0	1	1	.154
Bill Russell, ss	4	0	1	0	0	0	.250
Jerry Reuss, p	4	0	0	0	0	4	.000
TOTALS	34	4	7	3	3	11	

	1	2	3	4	5	6	7	8	9	R	H	E
Astros	0	0	0	0	0	0	0	0	0	0	5	3
Dodgers	0	0	0	0	0	1	0	x	4	7	2	

E-Guerrero, Walling, Garner, Russell, Thon. LOB-Astros 9, Dodgers 9. Scoring Position-Astros 0-7, Dodgers 3-15. 2B-Landreaux (1), Russell (1). 3B-Garvey (1). SB-Puhl (1), Lopes (1), Guerrero (1). CS-Scott (1).

Astros	IP	H	R	ER	BB	K	ERA
Nolan Ryan (L, 1-1)	6.0	4	3	2	2	7	1.60
Dave Smith	0.1	1	1	0	1	3	3.66
Frank LaCorte	1.2	0	0	0	1	3	0.00

Dodgers	IP	H	R	ER	BB	K	ERA
Jerry Reuss (W, 1-0)	9.0	5	0	0	3	4	0.00

IBB-Monday (by LaCorte).
Time-2:52. Attn.-55,979. Umpires-HP Weyer, 1B Montague, 2B Dale, 3B Quick.

HISTORY & RECORDS

HISTORY & RECORDS

1981 NL WEST DIVISION SERIES COMPOSITE STATISTICS

PLAYER	G	AB	R	H	BI	2B	3B	HR	BB	SO	SB	CS	AVG	OBP	SLG
Alan Ashby	3	9	1	1	2	0	0	1	2	0	0	0	.111	.273	.444
Cesar Cedeño	4	13	0	3	0	1	0	0	2	2	2	2	.231	.333	.308
Jose Cruz	5	20	0	6	0	1	0	0	1	3	1	0	.300	.333	.350
Kiko García	2	4	0	0	0	0	0	0	0	1	0	0	.000	.000	.000
Phil Garner	5	18	1	2	0	0	0	0	3	3	0	0	.111	.238	.111
Art Howe	5	17	1	4	1	0	0	1	2	1	0	0	.235	.316	.412
Bob Knepper	1	1	0	0	0	0	0	0	0	0	0	0	.000	.000	.000
Joe Niekro	1	2	0	0	0	0	0	0	0	0	0	0	.000	.000	.000
Joe Pittman	2	2	0	0	0	0	0	0	0	0	0	0	.000	.000	.000
Terry Puhl	5	21	2	4	0	1	0	0	0	1	1	0	.190	.190	.238
Luis Pujols	2	6	0	0	0	0	0	0	0	1	0	0	.000	.000	.000
Craig Reynolds	2	3	1	1	0	0	0	0	0	1	0	0	.333	.333	.333
Dave Roberts	1	1	0	0	0	0	0	0	0	1	0	0	.000	.000	.000
Vern Ruhle	1	1	0	0	0	0	0	0	0	1	0	0	.000	.000	.000
Nolan Ryan	2	4	0	1	0	0	0	0	1	1	0	0	.250	.400	.250
Tony Scott	5	20	0	3	2	0	0	0	1	6	0	1	.150	.190	.150
Harry Spilman	1	1	0	0	0	0	0	0	0	0	0	0	.000	.000	.000
Dickie Thon	4	11	0	2	0	0	0	0	1	0	0	0	.182	.250	.182
Denny Walling	3	6	0	2	1	0	0	0	0	1	0	0	.333	.333	.333
Gary Woods	2	2	0	0	0	0	0	0	0	1	0	0	.000	.000	.000
HOUSTON	5	162	6	29	6	3	0	2	13	24	4	3	.179	.240	.235
OPPONENTS	5	162	13	32	12	6	1	3	13	34	2	0	.198	.256	.302

PITCHER	G	GS	CG	IP	H	R	ER	BB	SO	W-L	SV-OPP	HLD	ERA
Bob Knepper	1	1	0	5.0	6	3	3	2	4	0-1	0-0	0	5.40
Frank LaCorte	2	0	0	3.2	2	0	0	1	5	0-0	0-0	0	0.00
Joe Niekro	1	1	0	8.0	7	0	0	3	4	0-0	0-0	0	0.00
Vern Ruhle	1	1	1	8.0	4	2	2	2	1	0-1	0-0	0	2.25
Nolan Ryan	2	2	1	15.0	6	4	3	3	14	1-1	0-0	0	1.80
Joe Sambito	2	0	0	1.2	5	3	3	2	2	1-0	0-0	0	16.20
Billy Smith	1	0	0	0.1	0	0	0	0	0	0-0	0-0	0	0.00
Dave Smith	2	0	0	2.1	2	1	1	0	4	0-0	0-0	0	3.86
HOUSTON	5	5	2	44.0	32	13	12	13	34	2-3	0-0	0	2.45
OPPONENTS	5	5	2	46.1	29	6	6	13	24	3-2	0-1	0	1.17

HISTORY & RECORDS



1988 NATIONAL LEAGUE CHAMPIONSHIP SERIES

NEW YORK 4 GAMES
HOUSTON 2 GAMES

Houston pitcher Mike Scott defeated the Mets in Games 1 and 4 and would have faced them a third time in Game 7 if the Astros had won Game 6. Houston scored three runs in the first as Bob Knepper shut out the Mets on two hits through eight innings. But in the top of the ninth, New York tied the game and sent the game to extra innings. No one scored again until the Mets put a run across in the 14th. Astro Billy Hatcher tied it up again later in the 14th with a home run just inside the left field foul pole. Two innings later, the Mets scored three runs. The Astros scored twice in the 16th, but fell just short as Jesse Orosco struck out Kevin Bass with two men on base to win his third game of the series and give New York the pennant.

In the series opener, Houston scored just one run off Dwight Gooden. The one run was plenty, as Mike Scott tossed a five-hit shutout and struck out 14. New York came back with five runs in Game 2 to win behind Bob Ojeda, who gave up 10 hits but only one run. In Game 3, the Astros held the lead into the last of the sixth, when New York tied the score with four runs. Houston retook the lead in the seventh with a run, but Lenny Dykstra won it for New York with a two-run homer in the bottom of the ninth.

The Astros win in Game 4 evened the series. Houston scored three runs by the time Scott allowed the Mets' only run of the game. Houston's Nolan Ryan gave up only two hits in the first nine innings of Game 5 while striking out 12, but New York's Gooden also yielded only one run in 10 innings of work. Astros pitcher Charlie Kerfeld shut out the Mets in the 10th and the 11th, and the Mets' Orosco stopped Houston in the 11th and 12th. In the bottom of the 12th, Mets' catcher Gary Carter's RBI single off Kerfeld ended the game and set the stage for the 16-inning marathon the next day.

GAME 1

WEDNESDAY, OCTOBER 8
HOUSTON 1, NEW YORK 0

Mets	AB	R	H	BI	BB	K	AVG.
Lenny Dykstra, cf	3	0	1	0	1	0	.333
Wally Backman, 2b	4	0	0	0	0	1	.000
Keith Hernandez, 1b	4	0	1	0	0	3	.250
Gary Carter, c	4	0	0	0	0	3	.000
Darryl Strawberry, rf	4	0	1	0	0	2	.250
Mookie Wilson, lf	4	0	0	0	0	1	.000
Ray Knight, 3b	4	0	0	0	0	2	.000
Rafael Santana, ss	2	0	1	0	0	0	.500
Lee Mazzilli, ph	1	0	0	0	0	1	.000
Jesse Orosco, p	0	0	0	0	0	0	—
Dwight Gooden, p	2	0	0	0	0	1	.000
Danny Heep, ph	1	0	1	0	0	0	1.000
Kevin Elster, pr-ss	0	0	0	0	0	0	—
TOTALS	33	0	5	0	1	14	

Astros	AB	R	H	BI	BB	K	AVG.
Billy Hatcher, cf	3	0	0	0	1	1	.000
Bill Doran, 2b	4	0	0	0	0	0	.000
Denny Walling, 3b	4	0	0	0	0	1	.000
Glenn Davis, 1b	4	1	1	0	0	2	.250
Kevin Bass, rf	4	0	2	0	0	0	.500
Jose Cruz, lf	4	0	1	0	0	2	.250
Afan Ashby, c	1	0	1	0	2	0	1.000
Craig Reynolds, ss	3	0	2	0	0	0	.667
Dickie Thon, ph	0	0	0	0	0	0	—
Mike Scott, p	3	0	0	0	0	2	.000
TOTALS	30	1	7	1	3	6	

	1	2	3	4	5	6	7	8	9	R	H	E
Mets	0	0	0	0	0	0	0	0	0	0	5	0
Astros	0	1	0	0	0	0	0	0	0	1	7	1

E-Reynolds, DP-Mets 1, LOB-Mets 7, Astros 8. Scoring Position-Mets (0-5), Astros (2-10). 2B-Bass (1), HR-Davis (1), GDP-Scott, 5B-Dykstra (1), Strawberry (1), Hatcher (1), Bass (1).

Mets	IP	H	R	ER	BB	K	ERA
Dwight Gooden (L, 0-1)	7.0	7	1	1	3	5	1.29
Jesse Orosco	1.0	0	0	0	0	1	0.00

Astros	IP	H	R	ER	BB	K	ERA
Mike Scott (W, 1-0)	9.0	5	0	0	1	14	0.00

Time-2:58, Attn.-44,131, Umpires-HP Harvey, 1B Weyer, 2B Pulli, 3B Rennert

GAME 2

THURSDAY, OCTOBER 9
NEW YORK 5, HOUSTON 1

Mets	AB	R	H	BI	BB	K	AVG.
Lenny Dykstra, cf	5	1	2	0	0	0	.375
Wally Backman, 2b	5	2	2	1	0	0	.222
Keith Hernandez, 1b	3	1	2	2	0	0	.429
Gary Carter, c	5	0	1	0	0	1	.111
Darryl Strawberry, rf	3	0	1	0	0	2	.143
Mookie Wilson, lf	4	0	1	0	0	0	.125
Ray Knight, 3b	2	0	1	0	1	1	.143
Rafael Santana, ss	4	0	1	0	0	2	.333
Bobby Ojeda, p	4	1	0	0	0	2	.000
TOTALS	36	5	10	5	3	8	

Astros	AB	R	H	BI	BB	K	AVG.
Billy Hatcher, cf	5	1	0	0	1	1	.125
Bill Doran, 2b	4	0	1	0	0	1	.125
Phil Garner, 3b	3	0	1	1	0	0	.333
Glenn Davis, 1b	4	0	1	0	0	0	.250
Kevin Bass, rf	3	0	2	1	0	0	.571
Jose Cruz, lf	4	0	1	0	0	1	.250
Afan Ashby, c	4	0	0	0	0	0	.200
Dickie Thon, ss	4	0	2	0	1	1	.500
Nolan Ryan, p	1	0	0	0	0	0	.000
Jim Parkovits, ph	1	0	0	0	0	1	.000
Larry Andersen, p	0	0	0	0	0	0	—
Terry Puhl, ph	1	0	1	0	0	0	1.000
Aurelio Lopez, p	0	0	0	0	0	0	—
Charlie Kerfeld, p	0	0	0	0	0	0	—
Davey Lopes, ph	1	0	0	0	0	0	.000
TOTALS	35	1	10	1	2	5	

	1	2	3	4	5	6	7	8	9	R	H	E
Mets	0	0	0	2	3	0	0	0	0	5	10	0
Astros	0	0	0	0	0	0	1	0	0	1	10	2

E-Davis, Hatcher OP Mets 2, Astros 1. LOB-Mets 8, Astros 9. Scoring Position-Mets (3-10), Astros (3-11), 2B-Dykstra (1), Carter (1), Bass (2), 3B-Hernandez (1), SF Strawberry, GDP-Carter, Lopes, 5B-Wilson (1).

Mets	IP	H	R	ER	BB	K	ERA
Bobby Ojeda (W, 1-0)	9.0	10	1	1	2	5	1.00

Astros	IP	H	R	ER	BB	K	ERA
Nolan Ryan (L, 0-1)	5.0	7	5	5	0	3	9.00
Larry Andersen	2.0	1	0	0	1	2	0.00
Aurelio Lopez	1.1	2	0	0	2	1	0.00
Charlie Kerfeld	0.2	0	0	0	0	0	0.00

IBB K Hernandez (by L. Andersen), R. Knight (by A. Lopez), K. Hernandez (by A. Lopez).

Time-2:40, Attn.-44,391 Umpires-HP Weyer, 1B Puhl, 2B Rennert, 3B West.

HISTORY & RECORDS

HISTORY & RECORDS

1986 NLCS

GAME 3

SATURDAY, OCTOBER 11
NEW YORK 6, HOUSTON 5

Astros	AB	R	H	BI	BB	K	AVG.
Bill Doran, 2b	4	2	2	1	0	250	
Billy Hatcher, cf	3	1	2	0	1	.273	
Denny Walling, 3b	5	1	1	2	0	111	
Glenn Davis, 1b	3	0	1	0	0	.273	
Kevin Bass, rf	3	0	0	0	1	.400	
Jose Cruz, lf	3	0	1	1	2	.273	
Alan Ashby, c	4	0	0	0	0	111	
Craig Reynolds, ss	2	1	1	0	1	.600	
Davey Lopes, ph	1	0	0	0	0	.000	
Charlie Kerfeld, p	0	0	0	0	0	—	
Dave Smith, p	0	0	0	0	0	—	
Bob Knepper, p	3	0	0	0	0	1.000	
Dick E. Thon, ss	1	0	0	0	0	.400	
TOTALS	32	5	8	5	5	8	—

Mets	AB	R	H	BI	BB	K	AVG.
Mookie Wilson, cf-1f	4	0	0	0	0	1	.083
Kevin Mitchell, lf	4	1	2	0	0	0	.500
Jesse Orosco, p	0	0	0	0	0	—	
Keith Hernandez, 1b	4	1	2	0	0	0	.455
Gary Carter, c	4	1	0	0	0	0	.077
Darryl Strawberry, rf	4	1	2	3	0	2	.373
Ray Knight, 3b	4	0	1	0	0	0	.182
Tim Lincecum, 2b	3	0	0	0	0	0	.000
Wally Backman, 2b	1	1	1	0	0	0	.300
Rafael Santana, ss	3	0	0	0	0	0	.222
Danny Heep, ph	1	0	0	0	0	0	.500
Ron Darling, p	1	0	0	0	0	0	.000
Lee Mazzilli, ph	1	0	1	0	0	0	.500
Rick Aguilera, p	0	0	0	0	0	—	
Lenny Dykstra, ph-cf	2	1	1	2	0	1	.400
TOTALS	36	6	10	5	0	4	—

	1	2	3	4	5	6	7	8	9	R	H	E
Astros	2	2	0	0	0	0	1	0	0	5	8	1
Mets	0	0	0	0	0	4	0	0	2	6	10	1

E Knight Reynolds DP-Mets. LOB-Astros 7, Mets 5. Scoring Position-Astros (2-7), Mets (2-4). HR-Doran (1), Strawberry (1), Dykstra (1), S-Hatcher, GDP-Ashby, SB-Hatcher 2 (3), Bass (2).

Astros	IP	H	R	ER	BB	K	ERA
Bob Knepper	7.0	8	4	3	0	3	3.86
Charlie Kerfeld (H, 1)	1.0	0	0	0	0	1	0.00
Smith (BS, 1, L, 0-1)	0.1	2	2	2	0	0	54.00

Mets	IP	H	R	ER	BB	K	ERA
Ron Darling	3.0	6	4	4	2	5	7.20
Rick Aguilera	2.0	1	1	0	2	1	0.00
Jesse Orosco (W, 1-0)	2.0	1	0	0	1	2	0.00

WP-Darling. PB-Ashby 2. HBP-Davis by Darling. Time 2:55. Attn.-55,052. Umpires-HP Puhl, 1B Rennert, 2B West, 3B Brocklander

GAME 4

SUNDAY, OCTOBER 12
HOUSTON 3, NEW YORK 1

Astros	AB	R	H	BI	BB	K	AVG.
Bill Doran, 2b	4	0	0	0	0	188	
Billy Hatcher, cf	4	0	0	0	0	.200	
Phil Garner, 3b	3	0	0	0	0	167	
Denny Walling, ph-3b	1	0	1	0	0	200	
Glenn Davis, 1b	3	1	1	0	0	286	
Kevin Bass, rf	3	0	0	0	1	.308	
Jose Cruz, lf	4	0	0	0	0	200	
Alan Ashby, c	3	1	1	2	0	167	
Dickie Thon, ss	3	1	1	1	0	.375	
Mike Scott, p	3	0	0	0	3	.000	
TOTALS	31	3	4	3	2	6	—

Mets	AB	R	H	BI	BB	K	AVG.
Lenny Dykstra, cf	4	0	1	0	0	1	.357
Wally Backman, 2b	4	0	0	0	0	.214	
Keith Hernandez, 1b	4	0	0	0	0	.333	
Gary Carter, c	4	0	0	0	0	.059	
Darryl Strawberry, rf	3	0	0	0	2	.214	
Mookie Wilson, lf	3	1	1	0	0	.133	
Ray Knight, 3b	3	0	1	0	0	.214	
Rafael Santana, ss	2	0	0	0	0	.182	
Danny Heep, ph	0	0	0	1	0	.500	
Doug Sisk, p	0	0	0	0	0	—	
Sid Fernandez, p	1	0	0	0	0	.000	
Lee Mazzilli, ph	1	0	0	0	1	.333	
Roger McDowell, p	0	0	0	0	0	—	
Howard Johnson, ph	1	0	0	0	0	.000	
Kevin Elster, ss	0	0	0	0	0	—	
TOTALS	30	1	3	1	0	5	—

	1	2	3	4	5	6	7	8	9	R	H	E
Astros	0	2	0	0	1	0	0	0	0	3	4	1
Mets	0	0	0	0	0	0	0	1	0	1	3	0

E Scott LOB-Astros 3, Mets 3. Scoring Position-Astros (0-2), Mets (0-4). 2B Walling, HR-Ashby (1), Thon (1), SF-Heep, SB-Backman (1).

Astros	IP	H	R	ER	BB	K	ERA
Mike Scott (W, 2-0)	9.0	3	1	1	0	5	0.50

Mets	IP	H	R	ER	BB	K	ERA
Sid Fernandez (L, 0-1)	6.0	3	3	3	1	5	4.50
Roger McDowell	2.0	0	0	0	0	1	0.00
Doug Sisk	1.0	1	0	0	1	0	0.00

Time 2:23. Attn.-55,038. Umpires-HP Rennert, 1B West, 2B Brocklander, 3B Harvey.

GAME 5

TUESDAY, OCTOBER 14
NEW YORK 2, HOUSTON 1 (12)

Astros	AB	R	H	BI	BB	K	AVG.
Bill Doran, 2b	4	0	1	1	0	.200	
Billy Hatcher, cf	3	0	1	0	1	.222	
Denny Walling, 3b	5	0	1	0	0	1.200	
Glenn Davis, 1b	5	0	0	0	0	.211	
Kevin Bass, rf	5	0	2	0	0	.333	
Jose Cruz, lf	5	0	1	0	0	.200	
Alan Ashby, c	5	1	1	0	0	.177	
Craig Reynolds, ss	4	0	1	0	0	.444	
Dickie Thon, ph-ss	1	0	0	0	0	.333	
Noan Ryan, p	3	0	0	0	0	.000	
Terry Puhl, ph	1	0	1	0	0	1.000	
Charlie Kerfeld, p	0	0	0	0	0	—	
TOTALS	41	1	9	1	2	6	—

Mets	AB	R	H	BI	BB	K	AVG.
Lenny Dykstra, cf	5	0	0	0	0	2	.263
Wally Backman, 2b	5	1	1	0	0	.211	
Keith Hernandez, 1b	4	0	1	0	1	.316	
Gary Carter, c	5	0	1	0	0	.091	
Darryl Strawberry, rf	3	1	1	1	2	.235	
Mookie Wilson, lf	4	0	0	0	0	.105	
Jesse Orosco, p	0	0	0	0	0	—	
Ray Knight, 3b	4	0	0	0	0	.167	
Rafael Santana, ss	3	0	0	0	1	.143	
Lee Mazzilli, ph	1	0	0	0	0	.250	
Kevin Elster, ss	0	0	0	0	0	—	
Dwight Gooden, p	3	0	0	0	0	.000	
Danny Heep, ph	1	0	0	0	1	.333	
TOTALS	38	2	4	2	2	15	—

	1	2	3	4	5	6	7	8	9	10	11	12	R	H	E
Astros	0	0	0	0	1	0	0	0	0	0	0	0	1	9	1
Mets	0	0	0	0	1	0	0	0	0	0	0	0	1	2	4

E-Kerfeld. DP-Mets 2, LOB-Astros 7, Mets 4. Scoring Position-Astros (1-8), Mets (1-2). 2B-Ashby (1), HR-Strawberry (2), S-Hatcher, GDP-Reynolds, SB-Doran (1), Puhl (1), CS-Bass (1).

Astros	IP	H	R	ER	BB	K	ERA
Nolan Ryan	9.0	2	1	1	1	12	3.86
Charlie Kerfeld (L, 0-1)	2.1	2	2	1	1	3	2.25

Mets	IP	H	R	ER	BB	K	ERA
Dwight Gooden	10.0	9	1	1	2	4	1.06
Jesse Orosco (W, 2-0)	2.0	0	0	0	0	2	0.00

1SB-Hernandez (by Kerfeld)

Time 3:45. Attn.-54,986. Umpires-HP West, 1B Brocklander, 2B Harvey, 3B Weyer.

HISTORY & RECORDS



1986 NLCS

GAME 6

WEDNESDAY, OCTOBER 15
NEW YORK 7, HOUSTON 6 (16)

Astros	AB	R	H	BI	BB	K	AVG.
Bill Doran, 2b	7	1	2	0	0	1	.222
Billy Hatcher, cf	7	2	3	2	0	0	.280
Phil Garner, 3b	3	1	1	0	1	2	.222
Denny Walling, ph-3b	4	0	0	0	0	0	.158
Glenn Davis, 1b	7	1	3	2	0	1	.269
Kevin Bass, rf	6	0	1	0	1	2	.269
Jose Cruz, lf	6	0	1	0	1	.192	
Alan Ashby, c	6	0	0	0	0	0	.130
Dickie Thon, ss	3	0	0	0	0	0	.250
Craig Reynolds, ph-ss	3	0	0	0	2	.333	
Bob Knepper, p	2	0	0	0	1	.000	
Dave Smith, p	0	0	0	0	0	0	-
Terry Puhl, ph	1	0	0	0	0	0	.667
Larry Andersen, p	0	0	0	0	0	0	-
Jim Pankovits, ph	1	0	0	0	0	.000	
Aurelio Lopez, p	0	0	0	0	0	0	--
Jeff Calhoun, p	0	0	0	0	0	0	--
Davey Lopes, ph	0	1	0	0	1	0	.000
TOTALS	56	6	11	6	3	9	--

Mets	AB	R	H	BI	BB	K	AVG.
Mookie Wilson, cf-lf	7	1	1	1	1	2	.115
Kevin Mitchell, lf	4	0	0	0	0	1	.250
Kevin Eister, ss	3	0	0	0	0	1	.000
Keith Hernandez, 1b	7	1	1	0	2	.269	
Gary Carter, c	5	0	2	0	2	.148	
Darryl Strawberry, rf	5	2	1	0	2	.227	
Ray Knight, 3b	6	1	1	2	0	.167	
Tim Lincecum, 2b	3	0	1	0	0	.167	
Wally Backman, ph-2b	2	1	1	1	2	.238	
Rafael Santana, ss	3	0	1	0	0	.176	
Danny Heep, ph	1	0	0	0	0	.250	
Roger McDowell, p	1	0	0	0	0	.000	
Howard Johnson, ph	1	0	0	0	0	.000	
Jesse Orasco, p	0	0	0	0	0	--	
Bobby Ojeda, p	1	0	0	0	0	.000	
Lee Mazzilli, ph	1	0	0	0	0	.200	
Rick Aguilera, p	0	0	0	0	0	--	
Lenny Dykstra, ph-cf	4	1	2	1	1	.304	
TOTALS	54	7	11	6	8	11	--

	1	2	3	4	5	6	7	8	9	10	11	12	13	14	15	16	R	H	E
Mets	0	0	0	0	0	0	0	3	0	0	0	0	1	0	3	7	11	0	
Astros	3	0	0	0	0	0	0	0	0	0	0	0	1	0	2	8	11	1	

E Bass. DP-Astros 2.LOB-Mets 9, Astros 5. Scoring Position-Mets (5-10), Astros (5-10). 2B Hernandez (1), Strawberry (1), Garner (1), Davis (1). 3B Dykstra (1), HR-Hatcher (1), S-Orasco. SF-Knight. GDP-Wilson, Santana. SB-Doran (2), C5-Bass 2 (3).

Mets	IP	H	R	ER	BB	K	ERA
Bobby Ojeda	5.0	5	3	3	2	1	2.57
Rick Aguilera	3.0	1	0	0	0	1	0.00
Roger McDowell	5.0	1	0	0	0	2	0.00
Jesse Orasco	3.0	4	3	3	1	5	3.38
(BS, 1-W, 3-0)							

Astros	IP	H	R	ER	BB	K	ERA
Bob Knepper	8.1	5	3	3	1	6	3.52
Dave Smith (BS, 2)	1.2	0	0	0	3	2	9.00
Larry Andersen	3.0	0	0	0	1	1	0.00
Aurelio Lopez (L, 0-1)	2.0	5	3	3	2	2	8.10
Jeff Calhoun	1.0	1	1	1	1	0	9.00

WP-Calhoun 2. Time-4:42. Attn. 45,718. Umpires-HP Brocklander, 1B Harvey, 2B Weyer, 3B Pulli.

1986 NLCS COMPOSITE STATISTICS

PLAYER	G	AB	R	H	BI	2B	3B	HR	BB	SO	SB	CS	AVG	OBP	SLG
Alan Ashby	6	23	2	3	2	1	0	1	2	1	0	0	.130	.200	.304
Kevin Bass	6	24	0	7	0	2	0	0	4	4	2	3	.292	.393	.375
Jose Cruz	6	26	0	5	2	0	0	0	1	8	0	0	.192	.222	.192
Glenn Davis	6	26	3	7	3	1	0	1	1	3	0	0	.269	.321	.423
Bill Doran	6	27	3	6	3	0	0	1	2	2	2	0	.222	.276	.333
Phil Garner	3	9	1	2	2	1	0	0	1	2	0	0	.222	.300	.333
Billy Hatcher	6	25	4	7	2	0	0	1	3	2	3	0	.280	.357	.400
Bob Knepper	2	5	0	0	0	0	0	0	1	2	0	0	.000	.167	.000
Davey Lopes	3	2	1	0	0	0	0	0	1	0	0	0	.000	.333	.000
Jim Pankovits	2	2	0	0	0	0	0	0	0	1	0	0	.000	.000	.000
Terry Puhl	3	3	0	2	0	0	0	0	0	0	1	0	.667	.667	.667
Craig Reynolds	4	12	1	4	0	0	0	0	1	3	0	0	.333	.385	.333
Nolan Ryan	2	4	0	0	0	0	0	0	0	2	0	0	.000	.000	.000
Mike Scott	2	6	0	0	0	0	0	0	5	0	0	0	.000	.000	.000
Dickie Thon	6	12	1	3	1	0	0	1	0	1	0	0	.250	.250	.500
Denny Walling	5	19	1	3	2	1	0	0	0	4	0	0	.158	.158	.211
HOUSTON	6	225	17	49	17	6	0	5	17	40	8	3	.218	.276	.311
OPPONENTS	6	227	21	43	19	4	2	3	14	57	4	0	.189	.234	.264

PITCHER	G	GS	CG	IP	H	R	ER	BB	SO	W-L	SV	DPP	HLD	ERA
Larry Andersen	2	0	0	5.0	1	0	0	2	3	0-0	0-0	0	0	0.00
Jeff Calhoun	1	0	0	1.0	1	1	1	1	0	0-0	0-0	0	0	9.00
Charles Kerfeld	3	0	0	4.0	2	1	1	1	4	0-1	0-0	1	0	2.25
Bob Knepper	2	2	0	15.1	13	7	6	1	9	0-0	0-0	0	0	3.52
Aurelio Lopez	2	0	0	3.1	7	3	3	4	3	0-1	0-0	0	0	8.10
Nolan Ryan	2	2	0	14.0	9	6	6	1	17	0-1	0-0	0	0	3.86
Mike Scott	2	2	2	18.0	8	1	1	1	19	2-0	0-0	0	0	0.50
Dave Smith	2	0	0	2.0	2	2	2	3	2	0-1	0-2	0	0	9.00
HOUSTON	6	6	2	62.2	43	21	20	14	57	2-4	0-2	1	0	2.67
OPPONENTS	6	6	1	63.0	49	17	16	17	40	4-2	0-1	0	0	2.29

HISTORY & RECORDS

1997 NATIONAL LEAGUE DIVISION SERIES

ATLANTA 3 GAMES
HOUSTON 0 GAMES

After winning their first-ever National League Central title and their first division crown in 11 years, the Astros were swept in the NL Division Series by Atlanta. Despite a two-hit effort by Darryl Kile in Game 1, Houston fell victim to Braves ace Greg Maddux, who gave up only seven hits on his way to a 2-1 victory. Kenny Lofton's bloop double in the first inning manufactured into a run after two fly outs and teamed with Ryan Klesko's solo home run on the first pitch of the second inning for all the scoring Atlanta would need to win the opener.

In Game 2, a struggling offensive trio of Craig Biggio, Derek Bell and Jeff Bagwell, along with an uncharacteristic fit of wildness from starter Mike Hampton, led to a 13-3 Houston loss that put the Braves within one game of clinching the series. The Astros fell behind early, 3-0, but a two-run double by Brad Ausmus sparked a fourth-inning rally that temporarily tied the score. The Braves then scored a run after walking the bases loaded which opened the floodgates to a huge Atlanta rally.

John Smoltz dominated the Astros with a three-hit performance in Game 3 to seal the Atlanta victory and the sweep of the series. He struck out 11 batters on his way to his 10th post-season win, tying Whitey Ford and Dave Stewart for the Major League record in that category.

GAME 1

TUESDAY, SEPTEMBER 30
ATLANTA 2, HOUSTON 1

Astros	AB	R	H	BI	BB	K	AVG.
Craig Biggio, 2b	4	0	0	0	0	0	.000
Derek Bell, rf	4	0	0	0	1	0	.000
Jeff Bagwell, 1b	4	0	0	0	2	0	.000
Luis Gonzalez, lf	4	0	3	0	0	0	.500
B-1 Spiers, 3b	4	0	0	0	0	0	.000
Richard Hidalgo, cf	3	0	0	0	1	0	.000
Sean Berry, ph	1	0	0	0	0	0	.000
Tony Eusebio, c	3	1	2	0	1	0	.667
Ricky Gutierrez, ss	2	0	0	1	1	0	.000
Darryl Kile, p	2	0	2	1	0	1	1.000
Bob Abreu, ph	1	0	1	0	0	1	1.000
Russ Springer, p	0	0	0	0	0	0	—
Tom Martin, p	0	0	0	0	0	0	—
TOTALS	32	1	7	1	6	—	

Braves	AB	R	H	BI	BB	K	AVG.
Kenny Lofton, cf	4	1	1	0	0	0	.250
Keith Lockhart, 2b	3	0	0	0	0	0	.000
Tony Grafano, 2b	0	0	0	0	0	0	—
Chipper Jones, 3b	2	0	0	1	0	1	.000
Fred McGriff, 1b	3	0	0	0	0	0	.000
Ryan Klesko, lf	3	1	1	0	2	3	.333
Andrew Jones, rf	0	0	0	0	0	0	—
Michael Tucker, rf	3	0	0	0	0	0	.000
Danny Bautista, lf	0	0	0	0	0	0	—
Eddie Perez, c	3	0	0	0	1	0	.000
Jeff Blauser, ss	2	0	0	1	1	0	.000
Greg Maddux, p	2	0	0	0	1	0	.000
TOTALS	25	2	2	2	6	—	

	1	2	3	4	5	6	7	8	9	R	H	E
Astros	0	0	0	0	1	0	0	0	0	1	7	1
Braves	1	1	0	0	0	0	0	0	0	0	2	0

E—Biggio, DP—Braves 1 LOB—Astros 5, Braves 2. Scoring Position—Astros (1-5), Braves (0-1) 2B—Lofton (1). HR—Klesko (1) 5F—CJones, GDP—Spiers, SB—Eusebio (1), Abreu (1). CS—Lofton (1).

Astros	IP	H	R	ER	BB	K	ERA
Darryl Kile (L, 0-1)	7.0	2	2	2	2	4	2.57
Russ Springer	0.2	0	0	0	0	0	0.00
Tom Martin	0.1	0	0	0	0	2	0.00

Braves	IP	H	R	ER	BB	K	ERA
Greg Maddux (W, 1-0)	9.0	7	1	1	1	6	1.00

Time—2:15. Attendance—46,467 Umpires—HP, Bonin. 1B, Rapuano. 2B, Relfford. 3B, Rippley.

GAME 2

WEDNESDAY, OCTOBER 1
ATLANTA 13, HOUSTON 3

Astros	AB	R	H	BI	BB	K	AVG.
Craig Biggio, 2b	4	0	1	0	1	0	.125
Derek Bell, rf	5	0	0	0	0	1	.000
Jeff Bagwell, 1b	4	0	0	0	1	3	.000
Luis Gonzalez, lf	4	0	1	0	0	0	.375
Richard Hidalgo, cf	2	1	0	0	1	1	.000
Mike Magnante, p	0	0	0	0	0	0	—
Ramon Garcia, p	0	0	0	0	0	0	—
Jose Lima, p	0	0	0	0	0	0	—
Thomas Howard, ph	0	0	0	0	1	0	—
Tony Pena, c	0	0	0	0	0	0	—
B-1 Spiers, 3b	3	1	0	1	0	0	.000
Ricky Gutierrez, ss	4	0	1	0	0	0	.167
Brad Ausmus, c	3	1	2	2	0	0	.667
Bob Abreu, ph	1	0	0	0	0	1	.500
Billy Wagner, p	0	0	0	0	0	0	—
Mike Hampton, p	2	0	1	0	0	0	.500
Chuck Carr, cf	1	0	0	0	1	1	.000
TOTALS	33	3	6	3	6	7	—

Braves	AB	R	H	BI	BB	K	AVG.
Kenny Lofton, cf	4	1	0	1	2	3	.325
Jeff Blauser, ss	5	2	2	3	0	1	.286
Chipper Jones, 3b	2	2	1	0	3	1	.250
Fred McGriff, 1b	4	3	2	1	1	2	.286
Javy Lopez, c	3	2	1	1	2	0	.333
Andrew Jones, rf	4	1	0	1	0	0	.000
Ryan Klesko, lf	2	0	0	0	0	0	.200
Greg Colbrunn, ph	1	0	1	0	0	0	1.000
Danny Bautista, lf	2	0	1	2	0	1	.500
Tony Grafano, 2b	2	0	0	0	2	0	.000
Tom Glavine, p	3	2	2	0	0	0	.667
Mike Cather, p	1	0	0	0	0	1	.000
Mark Wohlers, p	0	0	0	0	0	0	—
TOTALS	33	13	10	10	7	—	

	1	2	3	4	5	6	7	8	9	R	H	E
Astros	0	0	0	3	0	0	0	0	0	3	6	2
Braves	0	0	3	0	3	5	0	2	0	13	10	1

E—Gonzalez, Bagwell, Klesko, DP—Astros 1 LOB—Astros 9, Braves 6. Scoring Position—Astros (2-8), Braves (5-9). 2B—Ausmus (1), Lopez (1). HR—Blauser (1). GDP—Lofton, SB—C. Jones (1).

Astros	IP	H	R	ER	BB	K	ERA
Mike Hampton (L, 0-1)	4.2	2	6	6	0	2	11.57
Mike Magnante	1.0	4	3	1	0	2	9.00
Ramon Garcia	0.1	2	0	1	0	0	0.00
Jose Lima	1.0	0	0	0	1	1	0.00
Billy Wagner	1.0	3	2	2	0	2	18.00

Braves	IP	H	R	ER	BB	K	ERA
Tom Glavine (W, 1-0)	6.0	5	3	3	5	4	4.50
Mike Cather	2.0	0	0	0	1	2	0.00
Mark Wohlers	1.0	1	0	0	0	0	0.00

Time—3:06. Attendance—49,200. Umpires—HP, Rapuano. 1B, Relfford. 2B, Rippley. 3B, Wendelstedt.

HISTORY & RECORDS



1997 NL DIVISION SERIES

GAME 3

FRIDAY, OCTOBER 3
ATLANTA 4, HOUSTON 1

Braves	AB	R	H	BI	BB	K	AVG.
Kenny Lofton, cf	5	0	1	0	0	0	.154
Keith Lockhart, 2b	3	0	0	0	0	1	.000
Tony Gaffanino, 2b	1	0	0	0	0	1	.000
Chipper Jones, 3b	4	1	3	1	0	0	.500
Fred McGriff, 1b	2	1	0	0	2	1	.222
Ryan Klesko, lf	3	1	1	0	0	0	.250
Danny Bautista, lf	1	0	0	0	0	0	.333
Javy Lopez, c	4	1	1	0	0	1	.286
Michael Tucker, rf	3	0	1	1	0	1	.167
Andrew Jones, rf	1	0	0	0	0	1	.000
Jeff Blauser, ss	3	0	1	1	1	0	.300
John Smoltz, p	4	0	0	0	0	1	.000
TOTALS	34	4	8	3	3	7	—

Astros	AB	R	H	BI	BB	K	AVG.
Craig Biggio, 2b	4	0	0	0	0	0	.083
Derek Bell, rf	4	0	0	0	0	1	.000
Jeff Bagwell, 1b	4	0	1	0	0	0	.083
Luis Gonzalez, lf	4	0	1	0	0	1	.333
Bill Spiers, 3b	4	0	0	0	0	2	.000
Chuck Carr, cf	3	1	1	0	2	2	.250
Ricky Gutierrez, ss	2	0	0	1	0	1	.125
Brad Ausmus, c	2	0	0	0	1	1	.400
Bob Abreu, ph	1	0	0	0	0	1	.333
Tony Pena, c	0	0	0	0	0	0	—
Shane Reynolds, p	1	0	0	0	0	1	.000
Russ Johnson, ph	1	0	0	0	0	1	.000
Russ Springer, p	0	0	0	0	0	0	—
Tom Martin, p	0	0	0	0	0	0	—
Ramon Garcia, p	0	0	0	0	0	0	—
Thomas Howard, ph	1	0	0	0	0	1	.000
Mike Magnante, p	0	0	0	0	0	0	—
TOTALS	31	1	3	1	7	11	—

	1	2	3	4	5	6	7	8	9	R	H	E
Astros	1	1	0	0	0	1	1	0	4	8	2	
Braves	0	0	0	0	0	1	0	0	1	3	1	

E—Bagwell, C. Jones, Lockhart. DP—Braves 1, Astros 1. LOB—Braves 6, Astros 4. Scoring Position—Braves (2 12), Astros (0 1). 2B—Klesko (1), Lopez (2). HR—C. Jones (1), Carr (1). GDP—Klesko, Ausmus.

Braves	IP	H	R	ER	BB	K	ERA
John Smoltz (W, 1-0)	9.0	3	1	1	1	11	1.00

Astros	IP	H	R	ER	BB	K	ERA
Shane Reynolds (L, 0-1)	6.0	5	2	2	1	5	3.00
Russ Springer	1.0	2	1	1	1	1	5.40
Tom Martin	0.1	1	1	0	1	0	0.00
Ramon Garcia	0.2	0	0	0	0	1	0.00
Mike Magnante	1.0	0	0	0	0	4	5.00

PB—Ausmus. Time—2:36. Attendance—53,688. Umpires—HP, Hallion, 1B, DeMuth, 2B, Tata, 3B, Gorman.

1997 NLDS COMPOSITE STATISTICS

PLAYER	G	AB	R	H	BI	2B	3B	HR	BB	SO	SB	CS	AVG	OBP	SLG
Bob Abreu	3	3	0	1	0	0	0	0	0	2	1	0	.333	.333	.333
Brad Ausmus	2	5	1	2	2	1	0	0	0	1	0	0	.400	.400	.600
Jeff Bagwell	3	12	0	3	0	0	0	0	1	5	0	0	.083	.154	.083
Derek Bell	3	13	0	0	0	0	0	0	0	3	0	0	.000	.000	.000
Sean Berry	1	1	0	0	0	0	0	0	0	0	0	0	.000	.000	.000
Craig Biggio	3	12	0	1	0	0	0	0	1	0	0	0	.083	.154	.083
Chuck Carr	2	4	1	1	1	0	0	1	1	3	0	0	.250	.400	1.000
Tony Eusebio	1	3	1	2	0	0	0	0	0	1	1	0	.667	.667	.667
Luis Gonzalez	3	12	0	4	0	0	0	0	0	1	0	0	.333	.333	.333
Ricky Gutierrez	3	8	0	1	0	0	0	0	2	1	0	0	.125	.300	.125
Mike Hampton	1	2	0	1	1	0	0	0	0	0	0	0	.500	.500	.500
Richard Hidalgo	2	5	1	0	0	0	0	0	1	2	0	0	.000	.167	.000
Thomas Howard	2	1	0	0	0	0	0	0	1	1	0	0	.000	.500	.000
Russ Johnson	1	1	0	0	0	0	0	0	0	1	0	0	.000	.000	.000
Darryl Kile	1	2	0	2	1	0	0	0	0	0	0	0	1.000	1.000	1.000
Shane Reynolds	1	1	0	0	0	0	0	0	0	1	0	0	.000	.000	.000
Bill Spiers	3	11	1	0	0	0	0	0	1	2	0	0	.000	.083	.000
HOUSTON	3	96	5	16	5	1	0	1	8	24	2	0	.167	.231	.208
OPPONENTS	3	92	19	20	15	4	0	3	15	20	1	1	.217	.324	.359

PITCHER	G	GS	CG	IP	H	R	ER	BB	SO	W-L	SV-OPP	HLD	ERA
Ramon Garcia	2	0	0	1.0	1	2	0	1	1	0-0	0-0	0	0.00
Mike Hampton	1	1	0	4.2	2	6	6	8	2	0-1	0-0	0	11.57
Darryl Kile	1	1	0	7.0	2	2	2	2	4	0-1	0-0	0	2.57
Jose Lima	1	0	0	1.0	0	0	0	1	1	0-0	0-0	0	0.00
Mike Magnante	2	0	0	2.0	4	3	1	0	2	0-0	0-0	0	4.50
Tom Martin	2	0	0	0.2	1	1	0	1	0	0-0	0-0	0	0.00
Shane Reynolds	1	1	0	6.0	5	2	2	1	5	0-1	0-0	0	3.00
Russ Springer	2	0	0	1.2	2	1	1	1	3	0-0	0-0	0	5.40
Billy Wagner	1	0	0	1.0	3	2	2	0	2	0-0	0-0	0	18.00
HOUSTON	3	3	0	25.0	20	19	14	15	20	0-3	0-0	0	5.04
OPPONENTS	3	3	2	27.0	16	5	5	8	24	3-0	0-0	0	1.67

HISTORY & RECORDS

HISTORY & RECORDS

1998 NATIONAL LEAGUE DIVISION SERIES

SAN DIEGO 3 GAMES
HOUSTON 1 GAME

The Astros 1998 season will be remembered as one of the most successful in the organization's 37-year history. The postseason, however, was a disappointment, as the Astros were eliminated in the National League Division Series.

The club entered the playoffs as the most feared team in the NL, featuring the league's most prolific offense and newly-acquired ace lefthander Randy Johnson. But four games later it was the San Diego Padres who advanced while the Astros went home.

Johnson, who was 10-1 with a 1.28 ERA in 11 starts after being acquired in a July 31 trade with the Mariners, lost both of his postseason starts despite a 1.93 ERA. The Houston offense managed just eight runs in the series.

After Kevin Brown shut down the Astros' offense in Game 1, Houston bounced back in Game 2 to beat San Diego 5-4, thanks to late-inning heroics by third baseman Bill Spiers. Games 3 and 4, however, belonged to the Padres, who ended the series on their home field at Qualcomm Stadium to advance to the NLCS.

GAME 1

TUESDAY, SEPTEMBER 29
 SAN DIEGO 2, HOUSTON 1

Padres	AB	R	H	BI	BB	K	AVG.
Quilvio Veras, 2b	4	0	0	0	1	.000	
Andy Sheets, pr-2b	0	0	0	0	0	—	
Tony Gwynn, rf	3	1	0	1	.333		
Ruben Rivera, rf	2	0	0	0	.000		
Greg Vaughn, lf	4	1	3	1	.750		
Ken Caminiti, 3b	4	0	1	0	1.250		
Jim Leyritz, 1b	3	0	1	0	.333		
Wally Joyner, 1b	0	0	0	0	—		
Steve Finley, cf	3	0	0	1	.000		
Carlos Hernandez, c	4	0	2	0	.500		
Chris Gomez, ss	3	0	1	0	.333		
Kevin Brown, p	3	0	0	0	.000		
John Vander Wal, ph	1	0	0	0	1.000		
Trevor Hoffman, p	0	0	0	0	—		
TOTALS	34	2	9	2	11	—	

Astros	AB	R	H	BI	BB	K	AVG.
Craig Biggio, 2b	3	0	0	1	.000		
Bill Spiers, 3b	4	1	1	0	.250		
Derek Bell, rf	4	0	0	0	.000		
Jeff Bagwell, 1b	4	0	0	0	.000		
Moses Alou, lf	4	0	1	0	.250		
Carl Everett, cf	4	0	0	0	.000		
Ricky Gutierrez, ss	3	0	0	0	.000		
Brad Ausmus, c	3	0	2	0	1.667		
Randy Johnson, p	2	0	0	0	.000		
Dave Clark, ph	0	0	0	0	—		
Jay Powell, p	0	0	0	0	—		
Doug Henry, p	0	0	0	0	—		
TOTALS	30	1	4	2	17	—	

	1	2	3	4	5	6	7	8	9	R	H	E
Padres	0	0	0	0	1	0	1	0	2	4	1	
Astros	0	0	0	0	0	0	0	1	1	9	0	

E-Caminiti. DP—San Diego 1 LOB—San Diego 9, Houston 5. Scoring Position: Padres (2-9), Astros (1-7). 2B—Gwynn (1), Spiers (1). HR—Vaughn (1). SF—Leyritz. GDP—Bel CS—Vaughn. WP—Powell PB—Hernandez 2

Padres	IP	H	R	ER	BB	K	ERA
Kevin Brown (W, 1-0)	8.0	2	0	0	2	16	0.00
Trevor Hoffman (S, 7)	1.0	2	1	0	0	1	0.00

Astros	IP	H	R	ER	BB	K	ERA
Randy Johnson (L, 0-1)	6.0	9	2	2	1	9	2.25
Jay Powell	0.2	0	0	0	1	1	0.00
Doug Henry	0.1	0	0	0	0	1	0.00

HBP—By Brown (by Biggio), Powell (by Veras)

T—2:38. Attn.—50,080. U—Rapuano, plate; Kellog, first; Darling, second; Davidson, third; Froemming, left field; Hernandez, right field.

GAME 2

THURSDAY, OCTOBER 1
 HOUSTON 5, SAN DIEGO 4

Padres	AB	R	H	BI	BB	K	AVG.
Quilvio Veras, 2b	3	1	1	0	1	2	.143
Steve Finley, cf	4	1	1	1	0	0	.143
Tony Gwynn, rf	4	0	1	1	0	0	.286
Ken Caminiti, 3b	4	1	1	0	0	0	.250
Greg Vaughn, lf	4	0	0	0	0	2	.375
Wally Joyner, 1b	3	0	0	0	0	1	.000
Jim Leyritz, ph 1b	1	1	1	2	0	0	.500
Carlos Hernandez, c	4	0	2	0	0	0	.500
Andy Sheets, pr	0	0	0	0	0	0	—
Greg Myers, c	0	0	0	0	0	0	—
Chris Gomez, ss	4	0	1	0	0	1	.286
Andy Ashby, p	1	0	0	0	0	0	.000
John Vander Wal, ph	1	0	0	0	0	0	.000
Joey Hamilton, p	0	0	0	0	0	0	—
Mark Swenney, ph	1	0	0	0	0	0	.000
Donne Wall, p	0	0	0	0	0	0	—
George Arias, ph	1	0	0	0	0	1	.000
Dan Miceli, p	0	0	0	0	0	0	—
Trevor Hoffman, p	0	0	0	0	0	0	—
TOTALS	35	4	8	4	1	7	—

Astros	AB	R	H	BI	BB	K	AVG.
Craig Biggio, 2b	3	2	1	0	2	0	.200
Bill Spiers, 3b	5	1	3	1	0	1	.444
Derek Bell, rf	4	1	1	1	0	1	.125
Jeff Bagwell, 1b	4	0	1	3	0	2	.125
Moses Alou, lf	4	0	0	0	0	.125	
Carl Everett, cf	4	0	1	0	0	1	.125
Tony Eusebio, c	3	0	1	0	0	2	.333
Billy Wagner, p	0	0	0	0	0	—	
Ricky Gutierrez, ss	4	1	3	0	0	1	.429
Shane Reynolds, p	2	0	0	0	0	1	.000
Jay Powell, p	0	0	0	0	0	—	
Brad Ausmus, c	0	0	0	0	0	0	.667
TOTALS	33	5	11	5	2	9	—

	1	2	3	4	5	6	7	8	9	R	H	E
Padres	0	0	0	0	2	0	0	2	4	8	1	
Astros	1	0	2	0	0	0	0	1	5	11	1	

One out when winning run scored. E—Joyner, Biggio. DP—San Diego 1, Houston 1. LOB—San Diego 5, Houston 8. Scoring Position—Padres (2-5), Astros (2-14). 2B—Finley (1), Spiers 2 (3), Eusebio (1). HR—Leyritz (1), Bell (1). SH—Reynolds, Ausmus. GDP—Caminiti, Reynolds. SB—Gutierrez.

Padres	IP	H	R	ER	BB	K	ERA
Andy Ashby	4.0	6	3	3	1	4	6.75
Joey Hamilton	3.0	1	0	0	0	3	0.00
Donne Wall	1.0	2	1	1	0	2	9.00
Dan Miceli (L, 0-1)	0.1	1	1	0	0	0	0.270
Trevor Hoffman	0.1	0	0	0	1	0	0.00

Astros	IP	H	R	ER	BB	K	ERA
Shane Reynolds	7.0	4	2	2	1	5	2.57
Jay Powell	1.0	0	0	0	0	1	0.00
Wagner (BS, 1W, 1-0)	0.1	0	2	0	2	0	1.180

HBP—Eusebio (by Ashby)

Time—2:53. Attn.—45,550. U—Kellog, plate; Darling, first; Davidson, second; Froemming, third; Hernandez, left field; Rapuano, right field.

HISTORY & RECORDS



1998 NLDS

GAME 3

SATURDAY, OCTOBER 3
SAN DIEGO 2, HOUSTON 1

Astros	AB	R	H	BI	BB	K	AVG.
Craig Biggio, 2b	3	0	0	1	1	1	.125
Bill Spiers, 3b	3	0	0	0	1	2	.333
Derek Bell, rf	4	0	1	0	0	1	.167
Jeff Bagwell, 1b	3	0	0	0	0	1	.091
Moises Alou, lf	4	0	2	0	0	0	.250
Carl Everett, cf	4	1	1	0	0	1	.167
Ricky Gutierrez, ss	1	0	0	0	2	1	.375
Brad Ausmus, c	3	0	0	0	0	0	.333
Pete Incaviglia, pit	1	0	0	0	0	1	.000
Mike Hampton, p	2	0	0	0	0	2	.000
Dave Clark, ph	0	0	0	0	1	0	—
Scott Elarton, p	0	0	0	0	0	0	—
TOTALS	28	1	4	1	5	10	

Padres	AB	R	H	BI	BB	K	AVG.
Quilvio Veras, 2b	4	0	1	0	0	1	.182
Tony Gwynn, rf	4	0	0	1	0	1	.182
Trevor Hoffman, p	0	0	0	0	0	0	—
Greg Vaughn, lf	3	0	0	0	1	2	.273
Ken Caminiti, 3b	3	0	0	0	0	0	.182
Jim Leyritz, 1b	3	1	1	1	0	0	.429
Wally Joyner, 1b	0	0	0	0	0	0	.000
Steve Finley, cf	3	0	0	0	0	2	.100
Carlos Hernandez, c	2	0	0	0	0	0	.400
Chris Gomez, ss	2	1	1	0	1	0	.333
Kevin Brown, p	0	0	0	0	0	0	.000
Dan Miceli, p	0	0	0	0	0	0	—
Mark Sweeney, ph	0	0	0	0	1	0	.500
Ruben Rivera, rf	0	0	0	0	0	0	.000
TOTALS	24	2	3	2	5	—	

	1	2	3	4	5	6	7	8	9	R	H	E
Astros	0	0	0	0	0	0	1	0	0	1	4	0
Padres	0	0	0	0	0	1	1	0	x	2	3	0

DP—San Diego 2, LOB—Houston 7, San Diego 3 HR—Leyritz (2) Scoring Position - Astros (0-4); Padres (1-4), SH—Brown 2, GDP Alou, Everett CS—Sweeney (Hernandez)

Astros	IP	H	R	ER	BB	K	ERA
Mike Hampton	6.0	2	1	1	1	2	1.50
Scott Elarton(L, 0-1)	2.0	1	1	1	1	3	4.50

Padres	IP	H	R	ER	BB	K	ERA
Kevin Brown	6.2	3	1	1	5	5	0.61
Dan Miceli(W, 1-1)	1.1	1	0	0	0	2	5.40
Trevor Hoffman(S, 2)1.0	0	0	0	0	0	3	0.00

WP—Hampton HBP—by Brown 2 (Bagwell, Gutierrez), by Elarton T—2:32, A—65,235 U—Layne, plate, Marsh, first; Pulli, second; Bel third; Winters, left field; Hohn, right field

GAME 4

SUNDAY, OCTOBER 4
SAN DIEGO 6, HOUSTON 1

Astros	AB	R	H	BI	BB	K	AVG.
Craig Biggio, 2b	3	1	1	0	0	1	.182
Richard Hidalgo, cf	4	0	1	0	0	1	.250
Derek Bell, rf	4	0	0	0	0	2	.125
Jeff Bagwell, 1b	3	0	1	1	1	1	.143
Moises Alou, lf	4	0	0	0	0	0	.188
Sean Berry, 3b	2	0	0	0	0	1	.000
Bill Spiers, ph-3b	2	0	0	0	0	0	.286
Ricky Gutierrez, ss	2	0	0	0	1	2	.300
Brad Ausmus, c	3	0	0	0	0	3	.222
Randy Johnson, p	2	0	0	0	0	2	.000
Carl Everett, ph	1	0	0	0	0	0	.154
Trevor Miller, p	0	0	0	0	0	0	—
Doug Henry, p	0	0	0	0	0	0	—
Jay Powell, p	0	0	0	0	0	0	—
TOTALS	30	1	3	1	2	13	

Padres	AB	R	H	BI	BB	K	AVG.
Quilvio Veras, 2b	4	0	0	0	0	2	.133
Tony Gwynn, rf	4	0	1	0	0	0	.200
Steve Finley, pr-cf	0	1	0	0	0	0	.700
Greg Vaughn, lf	4	1	2	0	0	0	.333
Ken Caminiti, 3b	3	1	0	1	2	1	.143
Jim Leyritz, c	3	1	1	0	2	0	.400
Joey Hamilton, p	0	0	0	0	0	0	—
Dan Miceli, p	0	0	0	0	0	0	—
John Vander Wal, ph	1	1	2	0	0	0	.333
Trevor Hoffman, p	0	0	0	0	0	0	—
Wally Joyner, 1b	3	1	1	2	1	1	.167
Ruben Rivera, cf-rf	4	0	0	0	1	0	.000
Chris Gomez, ss	2	0	0	0	2	0	.273
Sterling Hitchcock, p	2	0	0	0	1	0	.000
Carlos Hernandez, c	2	0	1	0	0	0	.417
TOTALS	32	6	7	5	4	9	

	1	2	3	4	5	6	7	8	9	R	H	E
Astros	0	0	0	1	0	0	0	0	1	3	1	
Padres	0	1	0	0	0	1	0	4	x	6	7	1

E—Berry, Gomez DP—San Diego 1, LOB—Houston 5, San Diego 6. Scoring Position - Astros (1-7), Padres (2-6) 2B—Biggio (1), Vaughn (1), Gwynn (2), 3B—Vander Wal (1), HR—Leyritz (3), Joyner (1), GDP-Bell HBP—by Hitchcock (Biggio)

Astros	IP	H	R	ER	BB	K	ERA
Johnson(L, 0-2)	6.0	3	2	1	1	8	1.93
Trevor Miller	0.0	0	0	0	1	0	—
Doug Henry	1.1	2	1	1	0	0	5.40
Jay Powell	0.2	2	3	3	2	1	11.57

Padres	IP	H	R	ER	BB	K	ERA
Sterling Hitchcock(W, 1-0)	6.0	3	1	1	0	11	1.50
Joey Hamilton	0.1	0	0	0	2	0	0.00
Dan Miceli	1.2	0	0	0	0	2	2.70
Trevor Hoffman	1.0	0	0	0	0	0	0.00

*Pitched to one batter in the seventh.

T—2:39, Attn.—64,898, U—Marsh, plate; Pulli, first; Winters, second; Hohn, third; Layne, left field; Bell, right field.

1998 NLDS COMPOSITE STATISTICS

PLAYER	G	AB	R	H	BI	2B	3B	HR	BB	SO	SB	AVG	OBP	SLG
Tony Eusebio	1	3	0	1	0	1	0	0	0	2	0	.333	.500	.667
Ricky Gutierrez	4	10	1	3	0	0	0	0	3	7	0	.300	.500	.300
Bill Spiers	4	14	2	4	1	3	0	0	1	3	0	.286	.333	.500
Richard Hidalgo	1	4	0	1	0	0	0	0	0	1	0	.250	.250	.250
Brad Ausmus	4	9	0	2	0	0	0	0	0	4	0	.222	.222	.222
Moises Alou	4	16	0	3	0	0	0	0	0	2	0	.188	.188	.188
Craig Biggio	4	11	3	2	1	1	0	0	4	4	0	.182	.471	.273
Carl Everett	4	13	1	2	0	0	0	0	0	4	0	.154	.154	.154
Jeff Bagwell	4	14	0	2	4	0	0	0	1	6	0	.143	.250	.143
Derek Bell	4	15	1	2	1	0	0	1	0	7	0	.125	.125	.313
Sean Berry	1	2	0	0	0	0	0	0	0	1	0	.000	.000	.000
Dave Clark	2	0	0	0	0	0	0	0	2	0	0	---	1.000	---
Mike Hampton	1	2	0	0	0	0	0	0	0	2	0	.000	.000	.000
Pete Incaviglia	1	1	0	0	0	0	0	0	0	1	0	.000	.000	.000
Randy Johnson	2	4	0	0	0	0	0	0	0	4	0	.000	.000	.000
Shane Reynolds	1	2	0	0	0	0	0	0	0	1	0	.000	.000	.000
HOUSTON	4	121	8	22	7	5	0	1	11	49	1	.182	.277	.248
OPPONENTS	4	125	14	27	13	4	1	5	9	32	0	.216	.277	.384
PITCHER	G	GS	CG	IP	H	R	ER	BB	SO	W-L	SV-OPP	HLD	ERA	
Trevor Miller	1	0	0	0.0	0	0	0	1	0	0-0	0-0	0	---	
Mike Hampton	1	1	0	6.0	2	1	1	1	2	0-0	0-0	0	1.50	
Randy Johnson	2	2	0	14.0	12	4	3	2	17	0-2	0-0	0	1.93	
Shane Reynolds	1	1	0	7.0	4	2	2	1	5	0-0	0-0	0	2.57	
Scott Florton	1	0	0	2.0	1	1	1	1	3	0-1	0-0	0	4.50	
Doug Henry	2	0	0	1.2	2	1	1	0	1	0-0	0-0	0	5.40	
Jay Powell	3	0	0	2.1	2	3	3	3	3	0-0	0-0	1	11.57	
Billy Wagner	1	0	0	1.0	4	2	2	0	1	1-0	0-1	0	18.00	
HOUSTON	4	4	0	34.0	27	14	13	9	32	1-3	0-1	1	3.44	
OPPONENTS	4	4	0	35.1	22	8	7	11	49	3-1	2-2	2	1.78	

HISTORY & RECORDS



1999 NATIONAL LEAGUE DIVISION SERIES

ATLANTA 3 GAMES
HOUSTON 1 GAME

The Astros billed 1999 as a season to remember, as the team played their 35th and final season in the Astrodome. Unfortunately for the Astros, the final memory of baseball in the Astrodome is the loss in the Division Series to the Atlanta Braves. After winning Game 1 in Atlanta, 6-1, the Braves returned the favor the next day behind a one-hit gem by Kevin Millwood en route to a 5-1 victory. A 12-inning, 5-3 heartbreaking loss to the Braves in Game 3 gave Atlanta a two games to one lead entering the fourth and decisive game. Despite a come-from-behind effort during which the Astros erased a 7-0 deficit to inch within two runs of the Braves, Houston fell just short of sending the series to a Game 5, as the final box score in the last game to ever be played at the Astrodome read Atlanta 7, Houston 5.

GAME 1

TUESDAY, OCTOBER 5
HOUSTON 6, ATLANTA 1

Astros	AB	R	H	RBI	BB	K	AVG
Craig Biggio, 2b	5	0	1	0	0	2	.200
Ben Spiers, rf-1f	4	0	2	0	0	1	.500
Stan Javier, ph-1f	1	1	1	0	0	0	1.000
Jeff Bagwell, 1b	4	1	1	0	1	1	.250
Carl Everett, cf-1f	3	1	1	1	1	1	.333
Ken Caminiti, 3b	4	1	3	3	1	0	.750
Daryle Ward, lf	3	1	1	0	0	1	.333
Gen Barker, cf	1	0	0	0	0	0	.000
Tony Eusebio, c	4	0	2	1	0	0	.500
Ricky Gutierrez, ss	2	0	0	0	2	1	.000
Shane Reynolds, p	3	0	1	0	0	0	.333
Trevor Miller, p	0	0	0	0	0	0	---
Doug Henry, p	0	0	0	0	0	0	---
Matt Mieske, ph	0	1	0	0	1	0	---
Billy Wagner, p	0	0	0	0	0	0	---
TOTALS	34	6	13	6	6	7	

Braves	AB	R	H	RBI	BB	K	AVG
Gerard Williams, lf	4	0	2	1	0	0	.500
Bret Boone, 2b	4	0	1	0	0	0	.250
Chipper Jones, 3b	2	0	0	0	2	0	.000
Ryan Klesko, 1b	4	0	0	0	1	0	.000
Brian Jordan, rf	4	0	2	0	0	0	.500
Andruw Jones, cf	4	0	0	0	0	0	.000
Eddie Perez, c	4	0	1	0	0	0	.250
Jose Hernandez, ss	4	1	1	0	0	1	.250
Greg Maddux, p	1	0	0	0	0	0	.000
Keith Lockhart, ph	0	0	0	0	0	0	---
Howard Battie, ph	1	0	0	0	0	0	.000
Mike Remlinger, p	0	0	0	0	0	0	---
TOTALS	32	1	7	1	2	2	

	1	2	3	4	5	6	7	8	9	R	H	E
Astros	0	1	0	0	1	0	0	4	6	13	0	0
Braves	0	0	0	0	1	0	0	0	0	7	0	0

DP-Houston 1, Atlanta 2 LOB-Houston 9, Atlanta 7 Scoring Position-Astros (2-10), Braves (1-6)
HR-Ward (1), Caminiti (1), SH-Barker, Maddux.
SF-Everett, GIDP-Caminiti, Gutierrez, Boone SB-Spiers (1), Hernandez (1), CS-Caminiti.

Astros	IP	H	R	ER	BB	K	ERA
Shane Reynolds (W, 1-0)	6.0	7	1	1	2	1	1.50
Trevor Miller	0.1	0	0	0	0	0	0.00
Doug Henry	1.2	0	0	0	0	0	0.00
Billy Wagner	1.0	0	0	0	0	1	0.00

Braves	IP	H	R	ER	BB	K	ERA
Greg Maddux (L, 0-1)	7.0	10	2	2	4	5	2.57
Mike Remlinger	2.0	3	4	4	2	2	18.00

Time-3:03. Attn.-39,119. W-HP Winters, 18 Williams, 28 Rieker, 38 Davis, LF Froemming, RF Meals

GAME 2

WEDNESDAY, OCTOBER 6
ATLANTA 5, HOUSTON 1

Astros	AB	R	H	RBI	BB	K	AVG
Craig Biggio, 2b	4	0	0	0	0	0	.111
Stan Javier, rf	4	0	0	0	0	0	.200
Jeff Bagwell, 1b	3	0	0	0	0	1	.143
Carl Everett, cf	3	0	0	0	2	1	.167
Ken Caminiti, 3b	3	1	1	0	0	0	.571
Daryle Ward, lf	3	0	0	0	0	1	.167
Tony Eusebio, c	3	0	0	0	0	1	.286
Ricky Gutierrez, ss	3	0	0	0	2	0	.000
Jose Lima, p	2	0	0	0	0	1	.000
Scott Elarton, p	0	0	0	0	0	0	---
Jay Powell, p	0	0	0	0	0	0	---
Bill Spiers, ph	1	0	0	0	0	0	.400
TOTALS	29	1	1	0	8		

Braves	AB	R	H	RBI	BB	K	AVG
Gerard Williams, lf	5	1	1	0	0	1	.333
Bret Boone, 2b	4	1	2	0	0	1	.375
Chipper Jones, 3b	3	1	1	0	1	0	.200
Brian Jordan, rf	3	0	1	2	0	0	.429
Ryan Klesko, 1b	4	2	3	1	0	0	.375
Brian Hunter, 1b	0	0	0	0	0	0	---
Andruw Jones, cf	4	0	2	1	0	0	.250
Eddie Perez, c	3	0	1	0	0	0	.143
Jose Hernandez, ss	2	0	0	0	1	0	.167
Walt Weiss, ss	1	0	0	0	0	0	.000
Kevin Millwood, p	4	0	1	0	0	3	.250
TOTALS	33	5	11	5	2	5	

	1	2	3	4	5	6	7	8	9	R	H	E
Astros	0	1	0	0	0	0	0	0	0	1	1	1
Braves	1	0	0	0	1	3	0	4	5	11	1	1

DP-Hou 1. Scoring Position-Astros (0-0), Braves (3-8), E-Ward, C-Jones. LOB-Houston 1, Atlanta 8. 2B-A.Jones (1), Boone (1). HR-Caminiti (2). SF-Perez, Jordan. SB-Williams (1).

Astros	IP	H	R	ER	BB	K	ERA
Jose Lima (L, 0-1)	6.2	9	4	4	2	4	5.40
Scott Elarton	0.1	2	1	1	0	0	27.00
Jay Powell	1.0	0	0	0	0	1	0.00

Braves	IP	H	R	ER	BB	K	ERA
Kevin Millwood (W, 1-0)	9.0	1	1	1	0	8	1.00

IBB-Hernandez (By Lima), C-Jones (by Lima)

WP-Elarton 2 Time-2:13 Attn.-41,913. Umpires-HP Williams, 1B Rieker, 2B Davis, 3B Froemming, LF Meals, RF Winters.

HISTORY & RECORDS

1999-2000

GAME 3

FRIDAY, OCTOBER 8
ATLANTA 5, HOUSTON 3 (12)

Braves	AB	R	H	RBI	BB	K	AVG.
Gerald Williams, lf	5	0	2	0	0	2	.357
Ollis Nixon, pr-lf	1	1	1	0	0	0	1.000
Bret Boone, 2b	6	2	3	0	0	3	.429
Chipper Jones, 3b	4	1	1	0	2	1	.222
Brian Jordan, rf	5	1	3	5	1	0	.500
Andrew Jones, cf	5	0	1	0	1	2	.331
Brian Hunter, 1b	3	0	0	0	0	2	.000
Keith Lockhart, ph	1	0	0	0	0	1	.000
Russ Springer, p	0	0	0	0	0	0	--
John Rocker, p	0	0	0	0	1	0	--
Ozzie Guillen, ph	1	0	0	0	0	0	.000
Kevin Millwood, p	0	0	0	0	0	0	.250
Eddie Perez, c	5	0	1	0	0	1	.167
Jose Hernandez, ss	3	0	0	0	0	2	.111
Terry Mulholland, p	0	0	0	0	0	0	--
Greg Maddux, p	0	0	0	0	0	0	.000
Mike Remlinger, p	0	0	0	0	0	0	--
Ryan Klesko, ph-1b	2	0	0	0	0	2	.300
Tom Glavine, p	2	0	0	0	0	1	.000
Walt Weiss, ph-ss	3	0	0	0	0	1	.000
TOTALS	46	5	12	5	5	18	

Astros	AB	R	H	RBI	BB	K	AVG.
Craig Biggio, 2b	5	1	1	0	1	1	.143
Derek Bell, rf	3	0	1	0	0	0	.333
Bill Spiers, ph-lf	2	0	1	1	0	0	.429
Doug Henry, p	0	0	0	0	0	0	--
Tim Lincecum, ph	0	0	0	0	1	0	--
Jay Powell, p	0	0	0	0	0	0	--
Jeff Bagwell, 1b	2	1	0	0	3	1	.111
Ken Caminiti, 3b	6	0	3	1	0	1	.538
Matt Mieske, lf	4	0	0	0	0	0	.000
Jose Cabrera, p	0	0	0	0	0	0	--
Stan Javier, lf	2	0	1	0	0	0	.286
Carl Everett, cf-rf	5	0	1	0	1	3	.182
Tony Eusebio, c	4	0	0	1	1	1	.182
Ricky Gutierrez, ss	5	0	0	0	2	0	.000
Mike Hampton, p	2	0	0	0	0	1	.000
Russ Johnson, ph	1	0	1	0	0	0	1.000
Glen Barker, pr-cf	2	1	0	0	0	2	.000
TOTALS	43	3	9	3	7	12	

	1	2	3	4	5	6	7	8	9	10	11	12	R	H	E
Braves	0	0	0	0	3	0	0	0	0	0	2	5	12	0	
Astros	2	0	0	0	0	1	0	0	0	0	0	3	9	2	

E. Gutierrez, Eusebio. DP-Atlanta 2, Houston 2. LOB-Atlanta 10, Houston 12. Scoring Position-Braves (2-9). Astros (3-11). 2B-Jordan (1), Johnson (1). HR-Jordan (1), 5B-Nixon (1), Barker (1).
Braves IP H R ER BB K ERA
 Tom Glavine 6.0 5 2 2 3 6 3.00
 Terry Mulholland 0.1 1 1 1 0 0 27.00
 Greg Maddux 0.0 0 0 0 1 0 2.57
 Mike Remlinger (BS, 1) 1.2 1 0 0 1 2 9.82
 Russ Springer 1.0 2 0 0 1 1 0.00
 John Rocker (W, 1-0) 2.0 0 0 0 1 2 0.00
 Kevin Millwood (S, 1) 1.0 0 0 0 0 1 0.90

Astros IP H R ER BB K ERA
 Mike Hampton 7.0 6 3 3 1 9 3.86
 Jose Cabrera 2.0 2 0 0 0 6 0.00
 Doug Henry 2.0 1 0 0 3 2 0.00
 Jay Powell (L, 0-1) 1.0 3 2 2 1 1 9.00

HBP Bagwell (by Glavine). Time 4:19. Attn.-48,625. Umpires-HP Hirschbeck, 1B DeMuth, 2B Marsh, 3B Schrieber, LF Gorman, RF Ball

GAME 4

SATURDAY, OCTOBER 9
ATLANTA 7, HOUSTON 5

Braves	AB	R	H	RBI	BB	K	AVG.
Gerald Williams, lf	4	1	2	2	0	0	.389
Bret Boone, 2b	5	0	3	1	0	0	.474
John Rocker, p	0	0	0	0	0	0	--
Chipper Jones, 3b	4	0	1	1	0	1	.231
Brian Jordan, rf	5	1	2	0	2	2	.471
Ryan Klesko, 1b	3	1	1	0	1	1	.333
Brian Hunter, 1b	1	0	0	0	1	1	.000
Andrew Jones, cf	5	1	1	1	0	1	.222
Eddie Perez, c	4	1	2	2	0	3	.250
Jose Hernandez, ss	2	0	0	0	0	0	.081
Walt Weiss, ss	2	1	1	0	0	1	.167
John Smoltz, p	3	1	2	0	0	1	.667
Terry Mulholland, p	0	0	0	0	0	0	--
Kevin McGlinchy, p	0	0	0	0	0	0	--
Keith Lockhart, 2b	0	0	0	0	0	0	.000
TOTALS	37	7	15	7	2	10	

Astros	AB	R	H	RBI	BB	K	AVG.
Craig Biggio, 2b	5	0	0	0	0	2	.105
Stan Javier, rf	4	0	1	0	1	1	.273
Jeff Bagwell, 1b	4	1	1	0	1	1	.154
Carl Everett, cf	4	1	0	0	2	2	.133
Ken Caminiti, 3b	4	1	1	3	1	0	.471
Bill Spiers, lf	4	0	0	0	0	0	.273
Tony Eusebio, c	4	2	2	1	0	0	.267
Tim Lincecum, ss	4	0	3	1	0	0	.750
Shane Reynolds, p	1	0	0	0	0	0	.250
Chris Holt, p	0	0	0	0	0	0	--
Scott Elarton, p	0	0	0	0	0	0	--
Russ Johnson, ph	0	0	0	0	1	0	1.000
Trever Miller, p	0	0	0	0	0	0	--
Derek Bell, ph	0	0	0	0	0	0	.333
Daryle Ward, ph	1	0	0	0	0	0	.143
Jay Powell, p	0	0	0	0	0	0	--
TOTALS	35	5	8	5	4	6	

	1	2	3	4	5	6	7	8	9	R	H	E
Atlanta	1	0	1	0	0	5	0	0	0	7	15	1
Houston	0	0	0	0	0	0	1	4	0	5	8	1

E. Hernandez, Spiers. DP-Houston 1. LOB-Atlanta 8, Houston 9. Scoring Position-Braves (4-10), Astros (1-10). 2B-Williams (1), Smoltz (1). Bogar (1). HR-Eusebio (1), Caminiti (3). SH-Williams, Smoltz, SP-C. Jones. GDP-Hernandez. SB-Boone (1). Everett (1). CS-Jordan. HBP-by Smoltz (Everett)

Braves IP H R ER BB K ERA
 John Smoltz (W, 1-0) 7.0 6 4 4 3 3 5.14
 Terry Mulholland 0.1 2 1 1 0 0 27.00
 Kevin McGlinchy 0.1 0 0 0 0 0 0.00
 John Rocker (S, 1) 1.1 0 0 0 1 3 0.00

Astros IP H R ER BB K ERA
 Shane Reynolds (L, 1-1) 5.0 9 4 4 1 4 4.09
 Chris Holt 0.0 3 3 3 0 0 --
 Scott Elarton 2.0 2 0 0 1 3 3.86
 Trever Miller 1.0 1 0 0 0 2 0.00
 Jay Powell 1.0 0 0 0 0 1 6.00

WP Miller, Rocker. Time 3:12. Attn.-48,553. Umpires-HP DeMuth, 1B Marsh, 2B Schrieber, 3B Gorman, LF Ball, RF Hirschbeck



1999 NLDS COMPOSITE STATISTICS

PLAYER	G	AB	R	H	BI	2B	3B	HR	BB	SO	SB	AVG	OBP	SLG
Russ Johnson	2	1	0	1	0	1	0	0	1	0	0	1.000	1.000	2.000
Tim Bogar	2	4	0	3	1	1	0	0	1	0	0	.750	.800	1.000
Ken Caminiti	4	17	3	8	8	0	0	3	2	1	0	.471	.526	1.000
Derek Bell	2	3	0	1	0	0	0	0	0	0	0	.333	.333	.333
Stan Javier	4	11	1	3	0	0	0	0	1	1	0	.273	.333	.273
Bill Spiers	4	11	0	3	1	0	0	0	0	1	1	.273	.273	.273
Tony Eusebio	4	15	2	4	3	0	0	1	1	2	0	.267	.313	.476
Shane Reynolds	2	4	0	1	0	0	0	0	0	0	0	.250	.250	.250
Jeff Bagwell	4	13	3	2	0	0	0	0	5	4	0	.154	.421	.154
Daryle Ward	3	7	1	1	1	0	0	1	0	2	0	.143	.143	.571
Carl Everett	4	15	2	2	1	0	0	0	2	8	1	.133	.263	.133
Craig Biggio	4	19	1	2	0	0	0	0	1	5	0	.105	.150	.105
Glen Barker	2	3	1	0	0	0	0	0	0	2	1	.000	.000	.000
Ricky Gutierrez	3	10	0	0	0	0	0	0	2	5	0	.000	.167	.000
Mike Hampton	1	2	0	0	0	0	0	0	0	1	0	.000	.000	.000
Jose Lima	1	2	0	0	0	0	0	0	0	1	0	.000	.000	.000
Matt Mieske	2	4	1	0	0	0	0	0	1	0	0	.000	.200	.000
HOUSTON	4	141	15	31	15	2	0	5	17	33	3	.220	.311	.340
OPPONENTS	4	148	18	45	18	5	0	1	11	35	4	.304	.346	.358

PLAYER	G	GS	CG	IP	H	R	ER	BB	SO	W-L	SV	OPP	HLD	ERA
Doug Henry	2	0	0	3.2	1	0	0	3	2	0-0	0-0	1	1	0.00
Jose Cabrera	1	0	0	2.0	2	0	0	0	6	0-0	0-0	0	0	0.00
Trevor Miller	2	0	0	1.1	1	0	0	0	2	0-0	0-0	1	0	0.00
Billy Wagner	1	0	0	1.0	0	0	0	0	1	0-0	0-0	0	0	0.00
Mike Hampton	1	1	0	7.0	6	3	3	1	9	0-0	0-0	0	0	3.86
Scott Elarton	2	0	0	2.1	4	1	1	1	3	0-0	0-0	0	0	3.86
Shane Reynolds	2	2	0	11.0	16	5	5	3	5	1-1	0-0	0	0	4.09
Jose Lima	1	1	0	6.2	9	4	4	2	4	0-1	0-0	0	0	5.40
Jay Powell	3	0	0	3.0	3	2	2	1	3	0-1	0-0	0	0	6.00
Chris Holt	1	0	0	0.0	3	3	3	0	0	0-0	0-0	0	0	Inf
HOUSTON	4	4	0	38.0	45	18	18	11	35	1-3	0-0	2	2	4.26
OPPONENTS	4	4	1	39.0	31	15	15	17	33	3-1	2-3	3	3	3.46

HISTORY & RECORDS

2001 NATIONAL LEAGUE DIVISION SERIES

ATLANTA 3 GAMES
HOUSTON 0 GAMES

The Atlanta Braves combined outstanding pitching performances with timely hitting en route to a three-game sweep over Houston in the 2001 National League Division Series. Atlanta starters posted a 1.77 ERA in three games while John Smoltz saved two of the three wins and the Braves bullpen as a whole allowed only one run in 6.2 innings pitched. Houston took a 3-2 lead in Game 1, but Chipper Jones' three-run home run in the top of the eighth propelled Atlanta to a 7-4 win. In Game 2, Atlanta's Tom Glavine and John Smoltz combined to shut out the Astros while a second-inning error allowed the only run the Braves would need in a 1-0 win. The Braves closed out the series back in Atlanta with a 6-2 Game Three win that included home runs from Atlanta's Paul Bako, Julio Franco, and Chipper Jones, his second homer of the series.

GAME 1

TUESDAY, OCTOBER 9
ATLANTA 7, HOUSTON 4

Braves	AB	R	H	RBI	BB	K	AVG.
Marcus Giles, 2b	4	2	2	1	0	1	.500
John Smoltz, p	1	0	0	0	0	0	.000
Julio Franco, 1b	5	1	2	0	0	1	.400
Chipper Jones, 3b	4	1	2	3	0	1	.500
Brian Jordan, rf	3	1	2	0	2	3	.333
B.J. Surhoff, lf	4	0	1	0	0	0	.250
Andrew Jones, cf	4	1	2	1	0	2	.500
Rey Sanchez, ss	2	0	0	0	0	0	.000
Dave Martinez, ph	1	0	0	0	0	0	.000
Mark DeRosa, ss	1	0	1	0	0	1	1.000
Paul Bako, c	2	0	0	0	0	0	.000
Keith Lockhart, ph-2b	2	1	1	0	0	0	.500
Greg Maddux, p	2	0	0	0	0	1	.000
Rudy Seanez, p	0	0	0	0	0	0	---
Ken Caminiti, ph	1	0	0	0	0	1	.000
Steve Torrealba, c	1	0	1	0	0	0	1.000
TOTALS	37	7	13	7	0	9	---

Astros	AB	R	H	RBI	BB	K	AVG.
Craig Biggio, 2b	4	0	1	0	0	2	.250
Julio Lugo, ss	3	1	0	0	1	0	.000
Jose Vizcaino, ph-ss	1	0	0	0	1	0	.000
Jeff Bagwell, 1b	3	0	1	0	1	0	.333
Lance Berkman, lf	4	0	1	0	2	2	.250
Moises Alou, rf	4	0	1	0	1	0	.000
Vinny Castilla, 3b	4	1	2	1	0	1	.500
Richard Hidalgo, cf	1	1	0	3	0	0	.000
Brad Ausmus, c	4	1	2	0	0	2	.250
Wade Miller, p	2	0	0	0	0	0	.000
Orlando Merced, ph	1	0	0	0	0	0	.000
Mike Jackson, p	0	0	0	0	0	0	---
Billy Wagner, p	0	0	0	0	0	0	---
Mike Williams, p	0	0	0	0	0	0	---
Daryle Ward, ph	1	0	0	0	0	0	.000
TOTALS	32	4	6	4	4	6	---

	1	2	3	4	5	6	7	8	9	R	H	E
Braves	1	0	1	0	0	0	4	1	7	13	1	
Astros	0	0	0	0	2	1	0	0	1	4	6	1

E—Sanchez, Lugo. DP—Atlanta 2, Houston 2. LOB—Atlanta 4, Houston 5. Scoring Position—Braves (2-6), Astros (0-4). 2B—Lockhart (1), Torrealba (1). HR—Jordan (1), Ausmus (1), Jones (1), AJones (1), Castilla (1). SF—Jordan.

Braves	IP	H	R	ER	BB	SO	ERA
Greg Maddux	6.0	4	3	2	3	5	3.00
Rudy Seanez (W, 1-0; BS, 1)	1.0	0	0	0	1	0	0.00
John Smoltz (S, 1)	2.0	2	1	1	0	1	4.50

Astros	IP	H	R	ER	BB	SO	ERA
Wade Miller	7.0	7	2	2	0	6	2.57
Mike Jackson (L, 0-1)	0.1	2	3	2	0	1	54.00
Billy Wagner	0.2	1	1	1	0	1	13.50
Mike Williams	1.0	3	1	1	0	1	9.00

T—2; 57. Attn—35,553. U—Froemming, plate; Meriwether, first; Winters, second; Garman, third; Joyce, left; Everitt, right.

GAME 2

WEDNESDAY, OCTOBER 10
ATLANTA 1, HOUSTON 0

Braves	AB	R	H	RBI	BB	K	AVG.
Marcus Giles, 2b	4	0	1	0	0	1	.375
Julio Franco, 1b	4	0	0	0	0	0	.222
Chipper Jones, 3b	2	0	0	0	2	0	.333
Brian Jordan, rf	4	0	0	0	0	2	.143
B.J. Surhoff, lf	3	1	2	0	0	0	.629
Andrew Jones, cf	4	0	3	0	0	1	.625
Rey Sanchez, ss	4	0	0	0	0	1	.000
Paul Bako, c	3	0	0	0	1	0	.000
Tom Glavine, p	3	0	1	0	0	0	.333
John Smoltz, p	0	0	0	0	0	0	.000
TOTALS	31	1	7	0	3	5	---

Astros	AB	R	H	RBI	BB	K	AVG.
Craig Biggio, 2b	4	0	0	0	0	0	.125
Julio Lugo, ss	4	0	0	0	0	1	.000
Jeff Bagwell, 1b	2	0	2	0	2	0	.600
Lance Berkman, lf	4	0	0	0	0	1	.125
Moises Alou, rf	4	0	1	0	0	0	.125
Richard Hidalgo, cf	3	0	1	0	0	0	.250
Vinny Castilla, 3b	3	0	1	0	0	0	.429
Brad Ausmus, c	3	0	1	0	0	0	.286
Dave Mlicki, p	1	0	0	0	0	0	.000
Chris Truby, ph	1	0	0	0	0	1	.000
Octavio Dotel, p	0	0	0	0	0	0	---
Mike Jackson, p	0	0	0	0	0	0	---
Neilson Cruz, p	0	0	0	0	0	0	---
Jose Vizcaino, ph	1	0	1	0	0	0	.500
Billy Wagner, p	0	0	0	0	0	0	---
TOTALS	30	0	7	0	2	3	---

	1	2	3	4	5	6	7	8	9	R	H	E
Braves	0	1	0	0	0	0	0	0	0	1	7	0
Astros	0	0	0	0	0	0	0	0	0	0	7	3

E—Lugo 2 (3). DP—Atlanta 3, Houston 4. LOB—Atlanta 7, Houston 5. Scoring Position—Braves (1-9), Astros (0-3). GIDP—Sanchez, Berkman 2, Castilla 2. 2B—Surhoff (1), Giles (1). SB—Surhoff (1). CS—Bagwell (1).

Braves	IP	H	R	ER	BB	SO	ERA
Tom Glavine (W, 1-0)	6.0	6	0	0	2	3	0.00
John Smoltz (S, 2)	1.0	1	0	0	0	0	3.00

Astros	IP	H	R	ER	BB	SO	ERA
Dave Mlicki (L, 0-1)	5.0	4	1	0	2	0	0.00
Octavio Dotel	2.0	2	0	0	0	2	0.00
Mike Jackson	0.1	0	0	0	0	0	27.00
Neilson Cruz	0.2	0	0	0	1	1	0.00
Billy Wagner	1.0	0	0	0	0	2	5.40

WP—Wagner. HBP—Surhoff (by Wagner). T—2:41. Attn—35,704. U—Meriwether, plate; Winters, first; Garman, second; Joyce, third; Everitt, left; Froemming, right.

HISTORY & RECORDS



2001 NLDS

GAME 3

FRIDAY, OCTOBER 12
ATLANTA 6, HOUSTON 2

Astros	AB	R	H	BI	BB	K	AVG.
Craig Biggio, 2b	4	0	1	0	0	1	.167
Jose Vizcaino, ss	4	0	0	0	0	0	.167
Jeff Bagwell, 1b	2	0	0	2	1		.429
Lance Berkman, lf	4	0	1	0	1		.167
Moises Alou, rf	4	0	1	0	0		.167
Vinny Castilla, 3b	4	0	0	0	2		.273
Richard Hidalgo, cf	4	0	0	0	2		.125
Tony Eusebio, c	3	1	2	0	0		.667
Brad Ausmus, ph	1	0	0	0	0		.250
Shane Reynolds, p	1	0	0	0	0		.000
Julio Lugo, ph	1	0	0	0	0		.000
Nelson Cruz, p	0	0	0	0	0		--
Daryle Ward, ph	1	1	1	2	0		.500
Octavio Dotel, p	0	0	0	0	0		--
Ron Villone, p	0	0	0	0	0		--
TOTALS	33	2	6	2	2	7	--

Braves	AB	R	H	BI	BB	K	AVG.
Marcus Giles, 2b	4	0	0	0	1		.250
Julio Franco, 1b	4	2	2	1	0		.308
Chipper Jones, 3b	3	1	2	2	1		.444
Brian Jordan, rf	4	0	1	0	0		.182
B.J. Surhoff, lf	4	0	0	0	0		.273
Andruw Jones, cf	4	1	1	0	0		.500
Ray Sanchez, ss	3	1	2	0	1		.222
Paul Bako, c	2	1	2	3	0		.286
John Burkett, p	2	0	0	0	1		.000
Steve Reed, p	0	0	0	0	0		--
Mike Remlinger, p	0	0	0	0	0		--
Ken Caminiti, ph	1	0	0	0	0		.000
Steve Karsay, p	0	0	0	0	0		--
John Smoltz, p	0	0	0	0	0		.000
TOTALS	31	6	10	6	1	4	--

Astros	1	2	3	4	5	6	7	8	9	R	H	E
Astros	0	0	0	0	0	2	0	0	2	6	0	0
Braves	0	2	1	1	0	0	0	2	X	6	10	0

DP—Houston 1 LOB—Houston 6, Atlanta 3.
Scoring Position: Astros (0-5), Braves (1-4).
2B—Eusebio (1), Sanchez (1), Alou (1), Bako (1).
HR—Bako (1), Franco (1), Ward (1), C Jones (2).
S—Bako, GIDP: Surhoff, CS—Jordan.

Astros	IP	H	R	ER	BB	SO	ERA
S. Reynolds (L, 0-1)	4.0	6	4	4	1	1	9.00
Nelson Cruz	2.0	1	0	0	0	0	0.00
Octavio Dotel	1.1	3	2	2	0	3	5.40
Ron Villone	0.2	0	0	0	0	0	0.00

Braves	IP	H	R	ER	BB	SO	ERA
John Burkett (W, 1-0)	6.1	6	2	2	2	4	2.84
Steve Reed	0.1	0	0	0	0	0	0.00
Mike Remlinger	0.1	0	0	0	0	0	0.00
Steve Karsay	1.0	0	0	0	0	1	0.00
John Smoltz	1.0	0	0	0	0	2	2.25

T—2,33. Artn—39,923. Young, plate; Tschida, 1b; Scott, 2b; Marquez, 3b; Marsh, left; JHirschbeck, right.

2001 NLDS COMPOSITE STATISTICS

PLAYER	G	AB	R	H	BI	2B	3B	HR	BB	SO	SB	CS	AVG	OBP	SLG
Moises Alou	3	12	0	2	1	1	0	0	0	1	0	0	.167	.167	.250
Brad Ausmus	3	8	1	2	2	0	0	1	0	0	0	0	.250	.250	.625
Jeff Bagwell	3	7	0	3	0	0	0	0	5	1	0	1	.429	.667	.429
Lance Berkman	3	12	0	2	0	0	0	0	0	4	0	0	.167	.167	.167
Craig Biggio	3	12	0	2	0	0	0	0	0	1	0	0	.167	.167	.167
Vinny Castilla	3	11	1	3	1	0	0	1	0	3	0	0	.273	.273	.545
Tony Eusebio	1	3	1	2	0	1	0	0	0	0	0	0	.667	.667	1.000
Richard Hidalgo	3	8	1	1	0	0	0	0	3	2	0	0	.125	.364	.125
Julio Lugo	3	8	1	0	0	0	0	0	0	2	0	0	.000	.000	.000
Orlando Merced	1	1	0	0	0	0	0	0	0	0	0	0	.000	.000	.000
Chris Truby	1	1	0	0	0	0	0	0	0	1	0	0	.000	.000	.000
Jose Vizcaino	3	6	0	1	0	0	0	0	0	1	0	0	.167	.167	.167
Daryle Ward	2	2	1	1	2	0	0	1	0	0	0	0	.500	.500	.2000
HOUSTON	3	95	6	19	6	2	0	3	8	16	0	1	.200	.262	.316
OPPONENTS	3	99	14	30	13	6	0	6	4	18	1	3	.303	.333	.545
PITCHER	G	GS	CG	IP	H	R	ER	BB	SO	W-L	SV-OPP	HLD	ERA		
Nelson Cruz	2	0	0	2.2	1	0	0	1	1	0-0	0-0	0	0.00		
Octavio Dotel	2	0	0	3.1	5	2	2	0	5	0-0	0-0	0	5.40		
Mike Jackson	2	0	0	0.2	3	3	2	0	1	0-1	0-1	0	27.00		
Wade Miller	1	1	0	7.0	7	2	2	0	6	0-0	0-0	0	2.57		
Dave Mlicki	1	1	0	5.0	4	1	0	2	0	0-1	0-0	0	0.00		
Shane Reynolds	1	1	0	4.0	6	4	4	1	1	0-1	0-0	0	9.00		
Ron Villone	1	0	0	0.2	0	0	0	0	0	0-0	0-0	0	0.00		
Billy Wagner	2	0	0	1.2	1	1	1	0	1	0-0	0-1	0	5.40		
Mike Williams	1	0	0	1.0	3	1	1	0	1	0-0	0-0	0	9.00		
HOUSTON	3	3	0	26.0	30	14	12	4	18	0-3	0-2	0	4.15		
OPPONENTS	3	3	0	27.0	19	6	5	8	16	3-0	2-2	3	1.67		

HISTORY & RECORDS

2004 NATIONAL LEAGUE DIVISION SERIES

HOUSTON 3 GAMES
ATLANTA 2 GAMES

The Astros won their first playoff series in franchise history, defeating longtime playoff nemesis Atlanta in five games. Carlos Beltran homered twice and Houston exploded for 17 hits in a 12-3 win over the Braves in the deciding Game 5. Beltran collected four hits and drove in five runs in the clincher while hitting .455 with four home runs and nine RBI in the entire series, a series which saw the Astros set virtually every team offensive playoff record. Beltran became the second player in postseason history to drive in at least five runs in a clinching game.

The Astros scored four in the third and three in the fifth to win the series opener at Atlanta 9-3. Beltran, Jason Lane, Lance Berkman, and Brad Ausmus homered in the win, while Roger Clemens recorded career playoff victory number nine by allowing three runs in seven innings.

Atlanta evened the series in Game 2 on Rafael Furcal's two-run home run in the 11th against Dan Miceli. Roy Oswalt allowed one run in 6.1 innings in the loss, while Raul Chavez went 2x3 with a home run. Houston took a 2-1 advantage in the series in Game 3 in Houston, winning 8-5 thanks to a three-run sixth, a Beltran home run, and three RBI from Morgan Ensberg. Brandon Backe earned the win in his first playoff start and Brad Lidge earned the save.

The Braves knotted the series at two games apiece, scoring once in the ninth to win a 6-5 decision. Andruw Jones had three hits and Adam LaRoche three RBI in the Atlanta win, while Craig Biggio was 3x4 with a home run and three RBI. Russ Springer allowed the ninth-inning run to suffer the loss.

The series moved back to Atlanta for Game 5, which is where the Astros exploded for 12 runs and 17 hits to clinch the 2004 NLDS series victory.

GAME 1

WEDNESDAY, OCTOBER 6
 HOUSTON 9, ATLANTA 3

Astros	AB	R	H	BI	BB	K	AVG.
Craig Biggio, LF	5	1	1	0	0	3	.200
Chad Qualls, P	0	0	0	0	0	0	-
Mike Gallo, P	0	0	0	0	0	0	-
Carlos Beltran, CF	3	3	3	2	0	0	1.000
Jason Lane, RF	1	1	1	0	0	1	1.000
Jeff Bagwell, 1B	5	2	2	1	0	1	.400
Lance Berkman, RF/CF	5	1	2	0	2	4	.400
Jeff Kent, 2B	5	0	1	1	0	1	.200
Morgan Ensberg, 3B	4	0	2	1	0	1	.500
Jose Vizcaino, SS	4	0	0	0	0	1	.000
Adam Everett, SS	0	0	0	0	0	0	-
Brad Ausmus, C	4	1	1	1	0	2	.250
Roger Clemens, P	2	0	0	0	1	1	.000
Orlando Palmeiro, PH-LF	1	0	0	0	0	0	.000
TOTALS	39	9	13	9	1	12	

Braves	AB	R	H	BI	BB	K	AVG.
Rafael Furcal, SS	3	1	1	0	2	1	.333
Marcus Giles, 2B	5	1	1	1	0	0	.200
J.D. Drew, RF	3	0	0	0	2	1	.000
Chipper Jones, 3B	4	0	0	0	1	2	.000
Johnny Estrada, C	4	0	1	1	0	0	.250
Adam LaRoche, 1B	3	0	0	0	1	0	.000
Eli Marrero, PH	1	0	0	0	1	0	.000
Andruw Jones, CF	3	1	2	1	1	1	.667
Charles Thomas, LF	4	0	2	0	1	0	.500
Jaret Wright, P	1	0	0	0	1	0	.000
Kevin Gryboski, P	0	0	0	0	0	0	-
Dewayne Wise, P	1	0	0	0	0	0	.000
Juan Cruz, P	0	0	0	0	0	0	-
Antonio Alfonseca, P	0	0	0	0	0	0	-
Julio Franco, PH	1	0	0	0	0	0	.000
Chris Reitsma, P	0	0	0	0	0	0	-
TOTALS	33	3	7	3	7	9	

	1	2	3	4	5	6	7	8	9	R	H	E
Astros	0	0	4	0	3	0	1	0	1	9	13	1
Braves	1	0	0	0	1	0	0	0	0	3	7	0

E-Berkman DP-Braves 1. LOB-Astros 5, Braves 12. Scoring Position-Astros (3-7), Braves (0-7). 2B-Bagwell (1), Kent (1). 3B-Furcal (1) HR Beltran (1), Lane (1), Berkman (1), Ausmus (1), A.Jones (1), SB-Beltran (1), Biggio (1), Giles (1). CS-Ensberg (1). S-Wright SP-Estrada.

Astros	IP	H	R	ER	BB	SO	ERA
Roger Clemens (W, 1-0)	7.0	6	3	2	6	7	2.57
Chad Qualls	1.0	0	0	0	1	0	0.00
Mike Gallo	1.0	1	0	0	0	2	0.00

Braves	IP	H	R	ER	BB	SO	ERA
Jaret Wright (L, 0-1)	4.1	8	6	5	0	6	12.46
Kevin Gryboski	0.2	2	1	1	0	1	13.50
Juan Cruz	2.0	2	1	1	1	4	4.50
Antonio Alfonseca	1.0	0	0	0	0	0	0.00
Chris Reitsma	1.0	1	1	1	0	1	9.00

HBP-Beltran (by Cruz) WP-Clemens 2. Time 3:08. Attn.-41,464. Umpires-HP McClelland, 1B Cuzzi, 2B Bel 3B Culbreth, LF Brinkman, RF Randazzo.

GAME 2

THURSDAY, OCTOBER 7
 ATLANTA 4, HOUSTON 2 (11)

Astros	AB	R	H	BI	BB	K	AVG.
Craig Biggio, LF	3	0	0	0	1	0	.125
Jason Lane, LF	1	0	0	0	1	0	.500
Carlos Beltran, CF	5	0	0	0	0	3	.375
Jeff Bagwell, 1B	5	1	1	0	1	3	.300
Lance Berkman, RF	5	0	1	0	2	3	.300
Jeff Kent, 2B	4	0	0	0	1	1	.111
Morgan Ensberg, 3B	2	0	0	0	2	0	.333
Jose Vizcaino, SS	3	0	0	0	0	0	.000
Brad Lidge, P	0	0	0	0	0	0	-
Orlando Palmeiro, PH	0	0	0	0	0	0	.000
Brad Ausmus, C	0	0	0	0	0	0	.250
Raul Chavez, C	3	1	2	1	0	0	.667
Mike Lamb, PH	1	0	0	0	0	0	.000
Dan Miceli, P	0	0	0	0	0	0	-
Roy Oswalt, P	1	0	0	0	1	0	.000
Eric Bruntlett, SS	1	0	0	0	1	0	.000
TOTALS	34	2	4	2	5	8	

Braves	AB	R	H	BI	BB	K	AVG.
Rafael Furcal, SS	5	1	3	0	0	0	.500
Marcus Giles, 2B	5	0	1	0	1	1	.200
J.D. Drew, RF	5	0	1	0	0	3	.125
Chipper Jones, 3B	4	1	0	1	0	0	.000
Johnny Estrada, C	3	0	1	0	1	0	.286
Wilson Betemit, PR	0	0	0	0	0	0	-
Julio Franco, 1B	1	0	0	0	0	0	.000
Adam LaRoche, 1B	4	0	3	1	0	1	.429
Nick Green, PR	0	0	0	0	0	0	-
Eddie Perez, C	1	0	0	0	0	0	.000
Andruw Jones, CF	5	0	1	0	1	1	.375
Charles Thomas, LF	5	1	1	0	1	1	.333
Mike Hampton, P	2	0	1	0	1	1	.500
Kevin Gryboski, P	0	0	0	0	0	0	-
Dewayne Wise, PH	1	1	1	0	0	0	.500
John Smoltz, P	1	0	1	0	0	0	1.000
Antonio Alfonseca, P	0	0	0	0	0	0	-
Eli Marrero, PH	1	0	0	0	0	0	.000
TOTALS	43	4	14	4	2	8	

	1	2	3	4	5	6	7	8	9	10	11	R	H	E
Astros	1	0	1	0	0	0	0	0	0	0	2	4	1	0
Braves	0	0	0	0	0	1	1	0	0	2	4	14	0	0

E-Chavez DP-Braves 1. LOB-Astros 5, Braves 10. Scoring Position-Astros (0-4), Braves (3-13). 2B-Wise (1), LaRoche (1). HR-Bagwell (1), Chavez (1), Furcal (1). SB-Furcal, Thomas. CS-Berkman, Drew. S-Palmeiro, Furcal.

Astros	IP	H	R	ER	BB	K	ERA
Roy Oswalt	6.1	8	1	1	1	4	1.42
Brad Lidge (BS, 1)	2.2	4	1	1	1	3	3.38
Dan Miceli (L, 0-1)	1.2	2	2	2	0	1	10.80

Braves	IP	H	R	ER	BB	K	ERA
Mike Hampton	6.1	4	2	3	5	2.84	
Kevin Gryboski	0.2	0	0	0	0	0	6.75
John Smoltz	3.0	0	0	2	3	0.00	
Alfonseca (W, 1-0)	1.0	0	0	0	0	0	0.00

Time:3:27. Attn.-40,075 Umpires-HP Cuzzi, 1B Bell, 2B Cu Breth, 3B Brinkman, LF Randazzo, RF McClelland

2004 NLDS

GAME 3

SATURDAY, OCTOBER 9
HOUSTON 8, ATLANTA 5

Braves	AB	R	H	BI	BB	K	AVG.
Rafael Furcal, SS	5	0	1	0	0	3	.385
Marcus Giles, 2B	5	0	0	0	2	1	.133
J.D. Drew, RF	4	1	1	0	0	1	.167
Chipper Jones, 3B	3	1	0	0	1	0	.000
Johnny Estrada, C	3	1	1	1	2	3	.300
Adam LaRoche, 1B	3	0	0	0	0	1	.300
Chris Reitsma, P	0	0	0	0	0	0	-
Dewayne Wise, PH-LF	1	0	0	0	0	1	.333
Andrew Jones, CF	4	2	3	3	0	1	.500
Charles Thomas, LF	2	0	1	0	1	0	.364
Juan Cruz, P	0	0	0	0	0	0	-
John Thomson, P	0	0	0	0	0	0	-
Paul Byrd, P	2	0	1	0	1	1	.500
Kevin Gryboski, P	0	0	0	0	0	0	-
Antonio Alfonseca, P	0	0	0	0	0	0	-
Tom Martin, P	0	0	0	0	0	0	-
Julio Franco, 1B	2	0	0	0	0	1	.000
TOTALS	34	5	8	5	3	10	.264

Astros	AB	R	H	BI	BB	K	AVG.
Craig Biggio, LF	3	1	1	0	1	1	.182
Chad Qualls, P	0	0	0	0	0	0	-
Mike Lamb, PH	0	0	0	1	0	0	.000
Russ Springer, P	0	0	0	0	0	0	-
Eric Bruntlett, SS	0	0	0	0	0	0	.000
Carlos Beltran, CF	5	2	2	2	0	0	.385
Jeff Bagwell, 1B	4	1	1	0	1	0	.286
Lance Berkman, RF	3	2	2	1	2	0	.385
Jeff Kent, 2B	3	1	1	2	1	1	.167
Morgan Ensberg, 3B	4	0	2	3	1	0	.400
Jose Vizcaino, SS	4	0	0	0	1	1	.000
Brad Lidge, P	0	0	0	0	0	0	-
Brad Ausmus, C	3	1	1	0	1	1	.286
Brandon Backe, P	1	0	0	0	0	0	.000
Orlando Palmeira, PH	1	0	1	0	0	0	.500
Jason Lane, LF	1	0	0	0	0	0	.333
Totals	32	8	11	8	9	4	.267

	1	2	3	4	5	6	7	8	9	R	H	E
Braves	0	0	2	0	0	0	3	0	5	8	0	0
Astros	0	0	2	0	2	3	1	0	x	8	11	0

E none. DP-Astros 1. LOB-Braves 6, Astros 11
Scoring Position-Braves (2-8), Astros (4-18),
2B-A Jones (1), Beltran (1), Bagwell (2), Kent (2),
Ensberg (1), HR-Estrada (1), A Jones (2), Beltran
(2), SB-Beltran (2), SAC Backe, SF-Lamb.

Braves	IP	H	R	ER	BB	K	ERA
John Thomson	0	1	0	0	1	0	0.00
Paul Byrd (L, 0-1)	4	1	7	4	4	3	8.31
Kevin Gryboski	0	1	0	0	0	0	5.40
Antonio Alfonseca	0	2	1	2	1	0	6.75
Tom Martin	0	0	2	1	1	0	-
Chris Reitsma	1	1	0	1	1	1	7.71
Juan Cruz	1	0	0	0	2	0	3.00

Astros	IP	H	R	ER	BB	K	ERA
Brandon Backe (W, 1-0)	6	0	5	2	2	5	3.00
Chad Qualls	1	0	1	0	0	0	0.00
Russ Springer	1	0	2	3	3	1	27.00
Brad Lidge (SV, 1)	1	0	0	0	0	2	2.45

WP Reitsma, HBP-Thomas by Backe 1B3
-Thomas (by Backe), Vizcaino (by Byrd),
Time-3:19. Attn.-43,547. Umpires-HP Bell, 1B
Culbreth, 2B Brinkman, 3B Randazzo, LF Mc-
Clelland, RF Cuzzi.

GAME 4

SUNDAY, OCTOBER 10
ATLANTA 6, HOUSTON 5

Braves	AB	R	H	BI	BB	K	AVG.
Rafael Furcal, SS	4	1	1	0	2	3	.353
J.D. Drew, RF	4	0	1	1	2	1	.188
Marcus Giles, 2B	5	0	0	0	0	2	.100
Chipper Jones, 3B	4	2	2	0	0	0	.133
Johnny Estrada, C	3	1	1	0	1	1	.308
Nick Green, PR	0	0	0	0	0	0	-
John Smoltz, P	0	0	0	0	0	0	1.000
Andrew Jones, CF	4	1	3	1	0	0	.563
Adam LaRoche, 1B	3	1	1	3	1	1	.308
Eli Marrero, LF	3	0	1	0	0	1	.200
Antonio Alfonseca, P	0	0	0	0	0	0	-
Mike Hampton, P	0	0	0	0	0	0	.500
Eddie Perez, C	1	0	0	0	0	1	.000
Russ Ortiz, P	1	0	0	0	0	1	.000
Dewayne Wise, PH	1	0	0	0	0	0	.250
Kevin Gryboski, P	0	0	0	0	0	0	.308
Charles Thomas, PH-LF2	0	0	0	0	0	1	.000
TOTALS	33	6	10	5	3	12	.269

Astros	AB	R	H	BI	BB	K	AVG.
Craig Biggio, LF	4	1	3	3	0	0	.333
Mike Gallo, P	0	0	0	0	0	0	-
Dan Miceli, P	0	0	0	0	0	0	-
Brad Lidge, P	0	0	0	0	0	0	-
Orlando Palmeira, PH	1	0	0	0	0	0	.333
Russ Springer, P	0	0	0	0	0	0	-
Carlos Beltran, CF	4	1	1	0	1	3	.353
Jeff Bagwell, 1B	4	0	2	1	0	0	.333
Adam Everett, PR	0	0	0	0	0	0	-
Lance Berkman, RF	5	0	2	0	2	2	.389
Jeff Kent, 2B	5	1	1	0	1	1	.176
Morgan Ensberg, 3B	4	0	1	0	0	0	.357
Jose Vizcaino, SS	4	1	1	0	0	0	.067
Brad Ausmus, C	2	1	1	0	2	0	.353
Roger Clemens, P	1	0	0	1	0	0	.000
Chad Qualls, P	0	0	0	0	0	0	-
Mike Lamb, PH	1	0	0	0	0	0	.000
Jason Lane, LF	1	0	1	0	0	0	.500
TOTALS	36	5	13	5	4	4	.291

	1	2	3	4	5	6	7	8	9	R	H	E
Braves	0	2	0	0	3	0	0	1	6	10	0	0
Astros	0	5	0	0	0	0	0	0	5	13	0	0

DP-Braves 3, Astros 2. LOB-Braves 6, Astros 9.
Scoring Position-Braves (3-9), Astros (2-9). 2B-A
Jones (2), Biggio (1), Beltran (2), HR-LaRoche
(1), Biggio (1), SB-Furcal 2 (3), A Jones (1), Drew
(1), SF-Clemens, GDP-C Jones, LaRoche, Kent
2, Ensberg.

Braves	IP	H	R	ER	BB	K	ERA
Russ Ortiz	3	0	7	5	5	1	15.00
Kevin Gryboski	2	0	1	0	0	1	2.45
Antonio Alfonseca	1	0	1	0	0	1	0.91
Mike Hampton	1	0	0	0	1	1	2.45
John Smoltz (W, 1-0)	2	0	4	0	0	0	0.00

Astros	IP	H	R	ER	BB	K	ERA
Roger Clemens	5	0	6	2	2	5	3.00
Chad Qualls (BS, 1)	1	0	3	3	0	1	9.00
Mike Gallo	0	2	0	0	0	2	0.00
Dan Miceli	0	2	0	0	0	1	0.71
Brad Lidge	0	2	0	0	0	1	2.08
Russ Springer (L, 0-1)	1	0	1	1	0	3	18.00

WP-Clemens, HBP-Furcal by Springer Time-
3:24. Attn.-43,336. Umpires-HP Culbreth, 1B
Brinkman, 2B Randazzo, 3B McClelland, LF
Cuzzi, RF Bell.

GAME 5

MONDAY, OCTOBER 11
HOUSTON 12, ATLANTA 3

Astros	AB	R	H	BI	BB	K	AVG.
Craig Biggio, LF	5	2	3	1	0	0	.400
Dan Miceli, P	0	0	0	0	0	0	-
Dan Wheeler, P	0	0	0	0	0	0	-
Carlos Beltran, CF	5	3	4	5	0	0	.455
Jeff Bagwell, 1B	4	1	2	1	1	1	.318
Lance Berkman, RF	4	2	2	0	1	0	.409
Jeff Kent, 2B	5	1	2	1	0	1	.227
Morgan Ensberg, 3B	5	1	2	1	0	0	.368
Jose Vizcaino, SS	4	1	1	1	0	0	.105
Raul Chavez, C	2	0	1	0	0	0	.600
Orlando Palmeira, PH	1	0	0	0	0	0	.350
Brad Ausmus, C	0	0	0	0	0	0	.333
Roy Oswalt, P	2	0	0	0	0	0	.000
Chad Qualls, P	0	0	0	0	0	0	-
Mike Lamb, PH	1	0	0	0	0	0	.000
Mike Gallo, P	0	0	0	0	0	0	-
Chad Harville, P	0	0	0	0	0	0	-
Jason Lane, PH-LF	1	1	1	1	0	0	.600
TOTALS	39	12	17	12	2	2	

Braves	AB	R	H	BI	BB	K	AVG.
Rafael Furcal, SS	4	2	2	1	1	0	.381
J.D. Drew, RF	4	0	1	0	1	0	.200
Chipper Jones, 3B	5	0	2	0	0	0	.200
Johnny Estrada, C	4	1	2	2	0	0	.353
Paul Byrd, P	0	0	0	0	0	0	.500
Andrew Jones, CF	3	0	1	0	0	0	.500
Adam LaRoche, 1B	4	0	0	0	1	2	.235
Marcus Giles, 2B	4	0	1	0	1	1	.125
Charles Thomas, LF	3	0	0	0	1	2	.250
Jaret Wright, P	2	0	0	0	0	1	.000
Kevin Gryboski, P	0	0	0	0	0	0	-
Dewayne Wise, PH	1	0	0	0	0	1	.200
Chris Reitsma, P	0	0	0	0	0	0	-
Tom Martin, P	0	0	0	0	0	0	-
Juan Cruz, P	0	0	0	0	0	0	-
Eddie Perez, C	1	0	0	0	0	0	.000
TOTALS	35	3	9	3	4	6	

	1	2	3	4	5	6	7	8	9	R	H	E
Astros	0	2	1	0	0	1	5	3	0	12	17	1
Braves	0	0	0	2	0	1	0	0	3	9	1	1

E-Bagwell (1), Drew (1), DP-Astros 1, Braves 2.
LOB-Astros 4, Braves 9. Scoring Position-Astros
(5-10), Braves (1-5), 2B-Kent (3), Berkman (1),
Ensberg (2), Biggio (2), HR-Beltran 2 (4), Bagwell
(2), Furcal (2), Estrada 2, S-Chavez, SF-Vizca no.
GDP-Bagwell, Vizcaino, A Jones.

Astros	IP	H	R	ER	BB	K	ERA
Roy Oswalt (W, 1-0)	5	7	2	2	3	4	2.38
Chad Qualls	1	0	0	0	0	1	6.75
Mike Gallo	0	2	1	1	1	0	4.50
Chad Harville	0	2	0	0	0	0	0.00
Dan Miceli	0	1	0	0	0	1	5.40
Dan Wheeler	1	0	0	0	0	0	0.00

Braves	IP	H	R	ER	BB	K	ERA
Jaret Wright (L, 0-2)	5	1	6	4	4	1	9.31
Kevin Gryboski	0	2	0	0	0	1	2.08
Chris Reitsma	0	2	4	4	0	0	18.00
Tom Martin	0	1	2	1	0	0	54.00
Juan Cruz	0	2	4	3	1	0	9.82
Paul Byrd	1	1	1	0	0	0	6.35

Time-3:12. Attn.-54,068. Umpires-HP Brink-
man, 1B Randazzo, 2B McClelland, 3B Cuzzi, LF
Bell, RF Culbreth.

2004 NLDS COMPOSITE STATISTICS

PLAYER	G	AB	R	H	BI	2B	3B	HR	BB	SO	SB	CS	AVG	OBP	SLG
Raul Chavez	2	5	1	3	1	0	0	1	0	0	0	0	.600	.600	1.200
Jason Lane	5	5	2	3	2	0	0	1	0	1	0	0	.600	.600	1.200
Carlos Beltran	5	22	9	10	9	2	0	4	1	4	2	0	.455	.500	1.091
Lance Berkman	5	22	5	9	3	1	0	1	3	6	0	1	.409	.480	.591
Craig Biggio	5	20	5	8	4	2	0	1	2	4	1	0	.400	.455	.650
Morgan Ensberg	5	19	1	7	5	2	0	0	3	1	0	1	.368	.455	.474
Brad Ausmus	5	9	3	3	1	0	0	1	3	3	0	0	.333	.500	.667
Jeff Bagwell	5	22	5	7	5	2	0	2	3	3	0	0	.318	.400	.682
Orlando Palmeiro	5	4	0	1	0	0	0	0	0	0	0	0	.250	.250	.250
Jeff Kent	5	22	3	5	3	3	0	0	2	5	0	0	.227	.292	.364
Jose Vizcaino	5	19	2	2	1	0	0	0	1	2	0	0	.105	.143	.105
Brandon Backe	1	1	0	0	0	0	0	0	0	0	0	0	.000	.000	.000
Eric Bruntlett	2	1	0	0	0	0	0	0	1	0	0	0	.000	.500	.000
Roger Clemens	2	3	0	0	1	0	0	0	1	1	0	0	.000	.200	.000
Mike Lamb	4	3	0	0	1	0	0	0	0	0	0	0	.000	.000	.000
Roy Oswalt	2	3	0	0	0	0	0	0	1	0	0	0	.000	.250	.000
Adam Everett	2	0	0	0	0	0	0	0	0	0	0	0	-	-	-
HOUSTON	5	180	36	58	36	12	0	11	21	30	3	2	.322	.390	.572
OPPONENTS	5	180	21	48	20	4	1	7	19	45	7	1	.267	.342	.417
PITCHER	G	GS	CG	IP	H	R	ER	BB	SO	W-L	SV-OPP	HLD	ERA		
Chad Harville	1	0	0	0.2	0	0	0	0	0	0-0	0-0	0	0.00		
Dan Wheeler	1	0	0	1.0	0	0	0	0	0	0-0	0-0	0	0.00		
Brad Lidge	3	0	0	4.1	4	1	1	1	6	0-0	1-2	0	2.08		
Roy Oswalt	2	2	0	11.1	15	3	3	4	8	1-0	0-0	0	2.38		
Brandon Backe	1	1	0	6.0	5	2	2	2	5	1-0	0-0	0	3.00		
Roger Clemens	2	2	0	12.0	12	5	4	8	12	1-0	0-0	0	3.00		
Mike Gallo	3	0	0	2.0	3	1	1	1	4	0-0	0-0	0	4.50		
Dan McEll	3	0	0	3.1	2	2	2	1	2	0-1	0-0	0	5.40		
Chad Qualls	4	0	0	4.0	4	3	3	1	3	0-0	0-1	1	6.75		
Russ Springer	2	0	0	2.0	3	4	4	1	5	0-1	0-0	0	18.00		
HOUSTON	5	5	0	46.2	48	21	20	19	45	3-2	1-3	1	3.86		
OPPONENTS	5	5	0	46.0	58	36	36	21	30	2-3	0-0	0	7.04		

HISTORY & RECORDS

2004 NATIONAL LEAGUE CHAMPIONSHIP SERIES

ST. LOUIS 4 GAMES
HOUSTON 3 GAMES

The Astros came within one game of their first trip to the World Series but fell just short, losing the 2004 NLCS to St. Louis in seven games. Home runs by Albert Pujols and Scott Rolen against Houston starter Roger Clemens were the difference in the clincher, a 5-2 Redbird win at Busch Stadium that sent St. Louis to its first World Series since 1987. Offensively in the NLCS, Carlos Beltran paced Houston with a .417 average, four home runs, and eight RBI. Beltran's eight home runs in the 2004 playoffs tied Barry Bonds for the most in a single postseason. Lance Berkman homered three times and drove in nine runs, while Jeff Kent also hit three home runs while plating seven runners.

All seven games of the series were won by the home club, including 7-0 and 6-4 wins, respectively, by St. Louis in Games 1 and 2. The Cardinals scored six in the sixth in Game 1 (including five against Chad Qualls), while two runs in the bottom of the eighth against Astros reliever Dan Miceli gave Julian Tavarez the win and the Redbirds a 2-0 series lead.

Roger Clemens earned the win in Game 3, with Kent, Beltran, and Berkman each homering in a 5-2 Astros victory. The Astros overcame a 5-3 deficit in Game 4, scoring two in the seventh and one in the eighth en route to a 6-5 win that gave Dan Wheeler his first postseason victory.

Game 5 was perhaps the most exciting in Astros playoff history, with Jeff Kent's three-run home run in the bottom of the ninth breaking a scoreless tie and propelling Houston to a 3-0 victory and a 3-2 series lead. Brandon Backe allowed only one hit and three baserunners in eight scoreless innings, while Kent's homer gave Brad Lidge the win after the right-hander recorded saves in Games 4 and 5.

Jim Edmonds' two-run home run in the 12th off Miceli allowed the Redbirds to even the series at three games apiece with a 6-4 St. Louis victory. Jeff Bagwell had three hits and two RBI in the loss, while Mike Lamb homered for Houston in a losing cause. In the deciding Game 7, Clemens allowed four runs and six hits in six innings, and the St. Louis bullpen held the lead for Jeff Suppan as the Cardinals advanced to the World Series.

GAME 1

WEDNESDAY, OCTOBER 13
ST. LOUIS 10, HOUSTON 7

Astros	AB	R	H	BI	BB	K	AVG.
Craig Biggio, LF	5	1	3	0	0	1	.400
Carlos Beltran, CF	5	2	2	2	0	1	.400
Jeff Bagwell, 1B	3	0	0	1	2	.000	
Lance Berkman, RF	4	2	1	2	0	1	.250
Jeff Kent, 2B	4	1	1	2	0	1	.250
Adam Everett, SS	0	0	0	0	0	0	-
Morgan Ensberg, 3B	4	0	0	0	0	0	.000
Jose Valzaino, SS-2B	4	0	2	0	0	0	.500
Brad Ausmus, C	4	0	0	0	2	.000	
Brandon Backe, P	2	0	0	0	0	1	.000
Chad Qualls, P	0	0	0	0	0	0	-
Chad Harvey, P	0	0	0	0	0	0	-
Orlando Palmeiro, PH	1	0	1	0	0	0	1.000
Dan Wheeler, P	0	0	0	0	0	0	-
Mike Lamb, PH	1	1	1	0	0	1	1.000
TOTALS	37	7	10	7	7	9	.282

Cardinals	AB	R	H	BI	BB	K	AVG.
Tony Womack, 2B	5	1	1	0	1	2	.200
Larry Walker, RF	5	3	3	1	0	1	.600
Albert Pujols, 1B	3	2	2	2	1	.667	
Scott Rolen, 3B	4	1	1	1	2	.250	
Jim Edmonds, CF	3	0	2	3	0	1	.667
Edgar Renteria, SS	3	1	1	0	1	1	.333
Reggie Sanders, LF	4	1	1	0	0	2	.250
Mike Matheny, C	3	0	0	0	2	.000	
Woody Williams, P	2	1	1	0	0	0	.500
Roger Cedeno, PH	1	0	0	1	0	0	.000
Kiko Calero, P	0	0	0	0	0	0	-
Marion Anderson, PH	1	0	0	0	0	0	.000
Danny Haren, P	0	0	0	0	0	0	-
Ray King, P	0	0	0	0	0	0	-
Julian Tavarez, P	0	0	0	0	0	0	-
Jason Isringhausen, P	0	0	0	0	0	0	-
TOTALS	34	10	12	9	4	11	.353

	1	2	3	4	5	6	7	8	9	R	H	E
Astros	2	0	0	2	0	0	0	2	1	7	10	1
Cardinals	2	0	0	2	6	0	0	0	1	10	12	0

E-Valzaino (1), DP-Astros 1, LOB-Astros 4, Cardinals 6, Scoring Position-Astros (0-2), Cardinals (6-11), 2B-Beltran (1), Biggio (1), Williams (1), Walker (1), Edmonds (1), 3B-Walker (1), HR-Beltran (1), Kent (1), Berkman (1), Lamb (1), Pujols (1), SB-Womack (1), S-Matheny 1, G-DP-Sanders.

Astros	IP	H	R	ER	BB	K	ERA
Brandon Backe	4.2	5	4	4	2	5	7.21
Chad Qualls (L, 0-1)	1.0	5	5	5	1	1	45.00
Chad Harvey	0.1	1	1	1	0	0	27.00
Dan Wheeler	2.0	1	0	0	0	4	0.00

Cardinals	IP	H	R	ER	BB	K	ERA
Woody Williams (W, 1-0)	6.0	4	4	4	1	5	6.00
Kiko Calero	1.0	2	0	0	0	2	0.00
Danny Haren	0.1	1	1	1	0	1	27.00
Ray King	0.1	1	1	1	0	0	27.00
Julian Tavarez	1.0	2	1	1	0	1	9.00
Isringhausen (SV, 1)	0.1	0	0	0	0	0	0.00

HBP-Edmonds by Backe. Time-3:15. Attn.-52,323. Umpres-HP Welke, 1B Cooper, 2B Darling, 3B Winters, LF Hernandez, RF Rapuano.

GAME 2

THURSDAY, OCTOBER 14
ST. LOUIS 10, HOUSTON 4

Astros	AB	R	H	BI	BB	K	AVG.
Craig Biggio, LF	5	1	1	0	0	1	.300
Dan Miceli, P	0	0	0	0	0	0	-
Carlos Beltran, CF	2	1	1	3	1	.429	
Jeff Bagwell, 1B	3	0	0	2	1	.000	
Lance Berkman, RF	5	1	2	1	0	0	.333
Jeff Kent, 2B	4	0	1	0	1	1	.250
Adam Everett, SS	0	0	0	0	0	0	-
Morgan Ensberg, 3B	5	1	2	2	0	1	.222
Jose Valzaino, SS	4	0	2	0	0	0	.500
Brad Ausmus, C	3	0	1	0	1	1	.143
Pete Munro, P	1	0	0	1	0	0	.000
Chad Harvey, P	0	0	0	0	0	0	-
Eric Bruntlett, PH	1	0	0	0	0	0	.000
Dan Wheeler, P	0	0	0	0	0	0	-
Orlando Palmeiro, PH-LF	1	0	0	0	0	0	.500
TOTALS	34	4	10	4	8	6	.282

Cardinals	AB	R	H	BI	BB	K	AVG.
Tony Womack, 2B	4	1	1	0	0	0	.222
Larry Walker, RF	4	1	1	2	0	2	.444
Albert Pujols, 1B	4	2	3	1	0	0	.714
Scott Rolen, 3B	4	2	2	3	0	1	.375
Jim Edmonds, CF	4	0	1	0	0	1	.429
Edgar Renteria, SS	4	0	0	0	0	0	.143
Reggie Sanders, LF	4	0	0	0	0	0	.125
Jason Isringhausen, P	0	0	0	0	0	0	-
Mike Matheny, C	3	0	1	0	0	2	.167
Matt Morris, P	0	0	0	0	0	0	-
Marlon Anderson, PH	0	0	0	0	1	0	.000
Steve Kline, P	0	0	0	0	0	0	-
Kiko Calero, P	0	0	0	0	0	0	-
Roger Cedeno, PH	1	0	0	0	0	1	.000
Julian Tavarez, P	0	0	0	0	0	0	-
So Taguchi, LF	0	0	0	0	0	0	-
TOTALS	32	6	9	6	1	7	.318

	1	2	3	4	5	6	7	8	9	R	H	E
Astros	1	0	0	1	0	1	0	0	4	10	1	0
Cardinals	0	0	0	4	0	0	2	6	0	6	9	0

E-Munro, DP-Cardinals 1, LOB-Astros 11, Cardinals 4, Scoring Position-Astros (2-14), Cardinals (1-8), 2B-Kent (1), Berkman (1), Edmonds (2), HR-Beltran (1), Ensberg (2), Walker (1), Rolen 2 (2), Pujols (2), SB-Berkman (1), Womack (2) CS-Rapwell, Ensberg, S-Morris.

Astros	IP	H	R	ER	BB	K	ERA
Pete Munro	4.2	6	3	3	1	4	5.79
Chad Harvey	0.1	1	1	1	0	1	27.00
Dan Wheeler	2.0	0	0	0	0	2	0.00
Dan Miceli (L, 0-1)	1.0	2	2	2	0	0	18.00

Cardinals	IP	H	R	ER	BB	K	ERA
Matt Morris	5.0	6	3	3	3	5	5.40
Steve Kline	0.0	2	0	0	0	0	-
Kiko Calero (BS, 1)	2.0	2	1	1	1	1	3.00
Julian Tavarez (W, 1-0)	1.0	0	0	0	0	0	4.50
Jason Isringhausen (SV, 2)	1.0	0	0	0	2	0	0.00

WP-Morris 2, BB-Ausmus (by Morris), BK-Morris Time: 3:02. Attn.-52,347. Umpres-HP Cooper, 1B Darling, 2B Winters, 3B Hernandez, LF Rapuano, RF Welke.

HISTORY & RECORDS

2004 NLCS

GAME 3

SATURDAY, OCTOBER 16
HOUSTON 5, ST. LOUIS 2

Cardinals	AB	R	H	BI	BB	K	AVG.
Tony Womack, 2B	4	0	0	0	0	1	.154
Larry Walker, RF	4	1	1	1	0	1	.383
Albert Pujols, 1B	4	0	1	0	0	1	.545
Scott Rolen, 3B	3	0	1	0	1	1	.384
Jim Edmonds, CF	3	1	1	1	1	1	.400
Edgar Renteria, SS	4	0	0	0	0	2	.091
Reggie Sanders, LF	3	0	0	0	1	2	.091
Mike Matheny, C	3	0	1	0	0	1	.222
Marlon Anderson, PH	0	0	0	0	0	0	.000
Jeff Suppan, P	2	0	0	0	0	0	.000
Roger Cedeno, PH	1	0	0	0	0	1	.000
Danny Haren, P	0	0	0	0	0	0	-
Ray King, P	0	0	0	0	0	0	-
Ca Eldred, P	0	0	0	0	0	0	-
John Mabry, PH	1	0	0	0	0	1	.000
TOTALS	32	2	5	2	3	12	

Astros	AB	R	H	BI	BB	K	AVG.
Craig Biggio, LF	4	0	1	0	0	1	.286
Brad Lidge, P	0	0	0	0	0	0	-
Carlos Beltran, CF	3	2	2	1	1	1	.500
Jeff Bagwell, 1B	4	0	1	0	0	0	.100
Lance Berkman, RF	4	2	2	2	0	0	.385
Jeff Kent, 2B	3	1	2	1	1	1	.273
Eric Bruntlett, SS	0	0	0	0	0	0	.000
Morgan Ensberg, 3B	3	0	0	0	1	0	.167
Jose Vizcaino, SS-2B	4	0	0	0	0	0	.333
Brad Ausmus, C	3	0	0	0	1	1	.100
Roger Clemens, P	2	0	0	0	1	0	.000
Orlando Palmeiro, PH-LF	0	1	0	0	0	0	.667
TOTALS	31	3	8	5	3	5	

	1	2	3	4	5	6	7	8	9	R	H	E
Cardinals	1	0	0	0	0	0	0	0	2	5	0	0
Astros	3	0	0	0	0	0	0	2	x	3	0	0

E none, DP-Cardinals 1 LOB-Cardinals 7, Astros 5, Scoring Position-Cardinals (0-5), Astros (2-5), G DP-Bagwell (1), 2B-Beltran (1), HR-Walker (2), Edmonds (1), Kent (2), Beltran (3), Berkman (2).

Cardinals	IP	H	R	ER	BB	K	ERA
Jeff Suppan (L, 0-1)	6	5	3	3	2	3	4.50
Danny Haren	1	2	1	1	0	1	10.80
Ray King	0	1	1	1	0	1	27.00
Ca Eldred	0	1	0	0	1	0	0.00

Astros	IP	H	R	ER	BB	K	ERA
Roger Clemens (W, 1-0)	7	4	2	2	2	7	2.57
Brad Lidge (SV, 1)	2	1	0	0	1	5	0.00

WP-Clemens, HBP-Anderson by Lidge, Time-2:57, Attn.-42,896, Umpires-HP Darling, 1B Winters, 2B Hernandez, 3B Rapuano, LF Welke, RF Cooper

GAME 4

SUNDAY, OCTOBER 17
HOUSTON 6, ST. LOUIS 5

Cardinals	AB	R	H	BI	BB	K	AVG.
Tony Womack, 2B	4	1	0	0	1	0	.118
Larry Walker, RF	3	1	1	0	2	0	.375
Albert Pujols, 1B	4	2	3	1	0	0	.600
Scott Rolen, 3B	5	1	2	0	2	3	.375
Jim Edmonds, CF	3	0	0	1	0	0	.308
Edgar Renteria, SS	3	0	0	0	1	0	.071
Julian Tavarez, P	0	0	0	0	0	0	-
Mike Matheny, C	0	0	0	0	0	0	.222
John Mabry, LF	3	0	1	1	0	0	.250
Kiko Calero, P	0	0	0	0	0	0	-
Ray King, P	0	0	0	0	0	0	-
Hector Luna, SS	1	0	0	0	0	1	.000
Yadier Molina, C	4	0	1	0	0	0	.250
Jason Istringhausen, P	0	0	0	0	0	0	-
Jason Marquis, P	2	0	1	0	0	0	.500
So Taguchi, LF	0	0	0	0	0	0	-
Roger Cedeno, PH-LF	1	0	0	0	0	0	.000
TOTALS	33	5	9	5	5	3	

Astros	AB	R	H	BI	BB	K	AVG.
Craig Biggio, LF	4	0	1	0	0	0	.278
Jason Lane, LF	0	0	0	0	0	0	-
Carlos Beltran, CF	3	3	2	1	1	1	.538
Jeff Bagwell, 1B	3	1	2	1	1	1	.231
Lance Berkman, RF	2	1	2	2	0	0	.467
Jeff Kent, 2B	3	0	0	0	2	2	.214
Brad Lidge, P	0	0	0	0	0	0	-
Morgan Ensberg, 3B	4	0	0	0	1	1	.125
Jose Vizcaino, SS-2B	4	1	1	0	0	0	.313
Raul Chavez, C	3	0	1	0	0	0	.333
Brad Ausmus, C	1	0	0	0	0	0	.091
Roy Oswalt, P	2	0	0	0	0	0	.000
Orlando Palmeiro, PH	1	0	0	0	0	0	.500
Dan Wheeler, P	0	0	0	0	0	0	-
Eric Bruntlett, SS	1	0	0	0	0	0	.000
TOTALS	31	6	9	6	4	5	

	1	2	3	4	5	6	7	8	9	R	H	E
Cardinals	3	0	1	1	0	0	0	0	0	3	9	0
Astros	1	0	2	0	0	2	1	0	x	6	9	0

E none, DP-Cardinals 1 LOB-Cardinals 8, Astros 6, Scoring Position-Cardinals (2-10), Astros (2-7), 2B-Rolen (1), Bagwell (1), Berkman (2), Vizcaino (1), HR-Pujols (3), Berkman (3), Beltran (4), CS-Biggio (1) SAC-Taguchi, SF-Edmonds.

Cardinals	IP	H	R	ER	BB	K	ERA
Jason Marquis	4	5	3	3	2	6	6.75
Kiko Calero	1	2	3	2	0	3	5.79
Ray King	0	1	0	0	0	0	18.00
Julian Tavarez (L, 1-1)	1	1	1	2	0	0	6.80
Jason Istringhausen	1	0	0	0	0	0	0.00

Astros	IP	H	R	ER	BB	K	ERA
Roy Oswalt	6	6	5	5	4	7	5.50
Dan Wheeler (W, 1-0)	1	0	0	0	0	1	0.00
Brad Lidge (SV, 2)	2	0	0	0	1	2	0.00

WP-Tavarez, PB-Chavez, HBP-Kent by Tavarez, 1BB-Berkman (by Tavarez), Time-3:01, Attn.-42,760, Umpires-HP Winters, 1B Hernandez, 2B Rapuano, 3B Welke, LF Cooper, RF Darling.

GAME 5

MONDAY, OCTOBER 18
HOUSTON 3, ST. LOUIS 0

Cardinals	AB	R	H	BI	BB	K	AVG.
Tony Womack, 2B	4	0	1	0	0	0	.143
Larry Walker, RF	3	0	0	0	1	2	.316
Albert Pujols, 1B	4	0	0	0	1	4	.474
Scott Rolen, 3B	3	0	0	0	1	1	.316
Jim Edmonds, CF	2	0	0	0	1	0	.267
Edgar Renteria, SS	3	0	0	0	1	0	.059
Reggie Sanders, LF	3	0	0	0	0	0	.071
Mike Matheny, C	3	0	0	0	0	0	.167
Woody Williams, P	2	0	0	0	0	0	.230
John Mabry, PH	1	0	0	0	1	0	.200
Jason Istringhausen, P	0	0	0	0	0	0	-
TOTALS	28	0	1	0	2	6	.226

Astros	AB	R	H	BI	BB	K	AVG.
Craig Biggio, LF	4	0	0	0	0	0	.227
Brad Lidge, P	0	0	0	0	0	0	-
Carlos Beltran, CF	4	1	1	0	0	0	.471
Jeff Bagwell, 1B	4	0	1	0	0	1	.235
Lance Berkman, RF	2	1	0	0	2	0	.412
Jeff Kent, 2B	4	1	1	0	0	0	.222
Morgan Ensberg, 3B	2	0	0	0	1	1	.111
Jose Vizcaino, SS	3	0	0	0	1	0	.263
Brad Ausmus, C	2	0	0	1	1	0	.377
Brandon Backe, P	2	0	0	0	1	0	.000
Orlando Palmeiro, PH-LF	1	0	0	0	0	0	.400
TOTALS	28	3	3	3	5	2	.248

	1	2	3	4	5	6	7	8	9	R	H	E
Cardinals	0	0	0	0	0	0	0	0	0	0	1	0
Astros	0	0	0	0	0	0	0	0	3	3	0	0

E-none, DP-none, LOB-Cardinals 3, Astros 4, Scoring Position-Cardinals (0-1), Astros (1-2), HR-Kent (3), SB-Beltran (1).

Cardinals	IP	H	R	ER	BB	K	ERA
Woody Williams	7	1	0	0	2	4	2.77
Istringhausen (L, 0-1)	1	2	3	3	1	1	7.36

Astros	IP	H	R	ER	BB	K	ERA
Brandon Backe	8	1	0	0	2	4	2.84
Brad Lidge (W, 1-0)	1	0	0	0	0	2	0.00

HB-Ensberg by Williams, 1BB-Berkman (by Istringhausen), Time-2:33, Attn.-43,045, Umpires-HP Hernandez, 1B Rapuano, 2B Welke, 3B Cooper, LF Darling, RF Winters

HISTORY & RECORDS



2004 NLCS

GAME 6

WEDNESDAY, OCTOBER 20
ST. LOUIS 6, HOUSTON 4 (12)

Astros	AB	R	H	BI	BB	K	AVG.
Craig Biggio, LF	6	0	0	0	0	0	.179
Carlos Beltran, CF	4	2	2	0	2	0	.476
Jeff Bagwell, 1B	6	0	3	2	0	0	.304
Lance Berkman, RF	3	0	0	1	1	1	.350
Brad Lidge, P	0	0	0	0	0	0	-
Brandon Backe, PH	1	0	0	0	0	1	.000
Dan Miceli, P	0	0	0	0	0	0	-
Jeff Kent, 2B	5	0	2	0	0	0	.261
Mike Lamb, 3B	4	1	1	1	1	1	.400
Jose Vizcaino, SS	5	0	1	0	0	0	.250
Brad Ausmus, C	3	0	1	0	0	1	.125
Morgan Ensberg, PH	0	1	0	0	0	0	.115
Jason Lane, RF	1	0	0	0	0	0	.000
Pete Munro, P	1	0	0	0	0	0	.000
Chad Harville, P	0	0	0	0	0	0	-
Adam Everett, PH	1	0	0	0	0	0	.000
Chad Qualls, P	0	0	0	0	0	0	-
Orlando Palmeiro, PH	1	0	0	0	0	0	.333
Dan Wheeler, P	0	0	0	0	0	0	-
Eric Bruntlett, PH	0	0	0	0	0	0	.000
Raul Chavez, C	1	0	0	0	0	1	.250
TOTALS	42	4	10	4	4	5	.246

Cardinals	AB	R	H	BI	BB	K	AVG.
Tony Womack, 2B	2	1	2	0	0	0	.217
Hector Luna, 2B	3	0	0	0	0	1	.000
Marlon Anderson, PH-2B	1	0	0	0	0	0	.000
Larry Walker, RF	6	0	0	0	2	2	.240
Albert Pujols, 1B	5	3	3	2	1	0	.500
Scott Rolen, 3B	6	1	2	0	2	2	.320
Jim Edmonds, CF	6	1	2	2	0	2	.286
Edgar Renteria, SS	5	0	3	2	0	1	.182
Reggie Sanders, LF	4	0	3	0	0	0	.222
Jason Isringhausen, P	0	0	0	0	0	0	-
Roger Cedeno, PH	1	0	0	0	0	0	.000
Julian Tavaraz, P	0	0	0	0	0	0	-
Mike Matheny, C	4	0	0	0	1	2	.125
Matt Morris, P	2	0	0	0	0	1	.000
John Mabry, PH	1	0	0	0	0	1	.167
Ray King, P	0	0	0	0	0	0	-
Kiko Calero, P	0	0	0	0	0	0	-
So Taguchi, LF	2	0	0	0	0	1	.000
TOTALS	48	6	15	6	2	13	.246

	1	2	3	4	5	6	7	8	9	10	11	12	R	H	E
Astros	1	0	1	1	0	0	0	0	1	0	0	0	4	10	0
Cardinals	2	0	2	0	0	0	0	0	0	0	0	2	6	15	0

F-none. DP-Cardinals 2. LOB-Astros 9, Cardinals 10. Scoring Position-Astros (2-7), Cardinals (3-9). 2B-Bagwell (2), Kent (2), Pujols 1, Sanders 2 (2), Rolen (2). HR-Lamb (2), Pujols (4), Edmonds (2). 5B-Beltran (2), Bagwell (1). CS-Vizcaino (1). SAC-Bruntlett. 5F-Berkman.

Astros	IP	H	R	ER	BB	K	ERA
Pete Munro	2.1	8	4	4	0	1	9.00
Chad Harville	0.2	1	0	0	0	2	13.50
Chad Qualls	3	3	0	0	1	3	11.25
Dan Wheeler	2	2	0	0	0	2	0.00
Brad Lidge	3	0	0	0	0	5	0.00
Dan Miceli (L, 0-2)	0.1	1	2	2	1	0	27.00

Cardinals	IP	H	R	ER	BB	K	ERA
Matt Morris	5	5	3	3	3	1	5.40
Ray King	0.2	2	0	0	0	0	10.80
Kiko Calero	1.1	1	0	0	0	0	4.50
Isringhausen (BS, 1)	3	2	1	1	1	2	5.40
Julian Tavaraz (W, 2-1)	2	0	0	0	0	2	3.60

HBP-Ensberg by Isringhausen. Time: 3:54. Attn.-52,144. Umpires-HP Rapuano, 1B Welke, 2B Cooper, 3B Darling, LF Winters, RF Hernandez.

GAME 7

THURSDAY, OCTOBER 21
ST. LOUIS 5, HOUSTON 2

Astros	AB	R	H	BI	BB	K	AVG.
Craig Biggio, LF	4	1	1	1	0	1	.188
Roy Oswalt, P	0	0	0	0	0	0	.000
Carlos Beltran, CF	3	1	0	0	1	0	.417
Jeff Bagwell, 1B	4	0	0	0	0	0	.259
Lance Berkman, RF	4	0	0	0	2	2	.292
Jeff Kent, 2B	2	0	0	0	1	0	.240
Morgan Ensberg, 3B	4	0	1	0	0	0	.136
Jose Vizcaino, SS	4	0	1	0	0	0	.250
Brad Ausmus, C	3	0	0	0	0	2	.105
Roger Clemens, P	2	0	0	0	0	2	.000
Orlando Palmeiro, PH-LF	0	0	0	0	0	0	.333
TOTALS	30	2	3	1	2	7	.227

Cardinals	AB	R	H	BI	BB	K	AVG.
Edgar Renteria, SS	2	0	0	0	0	0	.167
Larry Walker, RF	4	0	1	0	0	0	.241
Albert Pujols, 1B	4	1	2	1	0	0	.500
Scott Rolen, 3B	4	1	1	2	0	0	.310
Jim Edmonds, CF	3	0	1	0	0	1	.292
Reggie Sanders, LF	3	0	0	0	0	1	.190
Tony Womack, 2B	3	1	2	0	0	1	.269
Mike Matheny, C	3	0	0	0	1	1	.105
Jeff Suppan, P	0	0	0	1	0	0	.000
Roger Cedeno, PH	1	1	1	0	0	0	.167
Kiko Calero, P	0	0	0	0	0	0	-
Julian Tavaraz, P	0	0	0	0	0	0	-
Marlon Anderson, PH	1	1	1	0	0	0	.333
Jason Isringhausen, P	0	0	0	0	0	0	-
Totals	28	5	9	5	0	4	

	1	2	3	4	5	6	7	8	9	R	H	E
Astros	1	0	1	0	0	0	0	0	2	3	0	0
Cardinals	0	0	1	0	0	3	0	1	x	5	9	1

E-Edmonds. DP-Astros 1. LOB-Astros 5, Cardinals 2. Scoring Position-Astros (0-6), Cardinals (3-7). 2B-Womack (1), Pujols (2), Anderson (1). HR-Biggio (1), Rolen (3). 5B-Beltran (4). 5-Suppan. HBP-Rolen.

Astros	IP	H	R	ER	BB	K	ERA
Roger Clemens (L, 1)	6.0	6	4	4	0	2	4.15
Roy Oswalt	2.0	3	1	0	2	6	6.75

Cardinals	IP	H	R	ER	BB	K	ERA
Jeff Suppan (W, 1-1)	6	3	2	1	2	6	3.00
Kiko Calero	1	0	0	0	0	1	3.60
Julian Tavaraz	1	0	0	0	0	0	3.00
Jason Isringhausen (SV, 3)	0	0	0	0	0	0	4.70

HBP-Kent by Suppan. Palmeiro by Calero. Time: 2:51. Attn.-52,140. Umpires-HP Welke, 1B Cooper, 2B Darling, 3B Winters, LF Hernandez, RF Rapuano.

2004 NLCS COMPOSITE STATISTICS

PLAYER	G	AB	R	H	BI	2B	3B	HR	BB	SO	SB	CS	AVG	OBP	SLG
Carlos Beltran	7	24	12	10	5	1	0	4	8	4	4	0	.417	.563	.958
Mike Lamb	2	5	2	2	2	0	0	2	1	1	0	0	.400	.500	1.600
Orlando Palmeiro	7	6	0	2	0	1	0	0	0	0	0	0	.333	.429	.500
Lance Berkman	7	24	7	7	9	2	0	3	5	4	1	0	.292	.400	.750
Jeff Bagwell	7	27	1	7	3	2	0	3	4	5	1	1	.259	.355	.333
Raul Chavez	2	4	0	1	1	0	0	0	0	1	0	0	.250	.250	.250
Jose Vizcaino	7	28	1	7	0	1	0	0	0	1	0	1	.250	.250	.286
Jeff Kent	7	25	3	6	7	2	0	3	3	5	0	0	.240	.367	.680
Craig Biggio	7	32	3	6	1	1	0	1	0	4	0	1	.188	.188	.313
Morgan Ensberg	7	22	2	3	2	0	0	1	1	3	0	1	.136	.240	.273
Brad Ausmus	7	19	0	2	0	0	0	0	2	8	0	0	.105	.190	.105
Brandon Backe	3	5	0	0	0	0	0	0	0	3	0	0	.000	.000	.000
Eric Bruntlett	4	2	0	0	0	0	0	0	0	0	0	0	.000	.000	.000
Roger Clemens	2	4	0	0	0	0	0	0	0	3	0	0	.000	.000	.000
Adam Everett	3	1	0	0	0	0	0	0	0	0	0	0	.000	.000	.000
Jason Lane	2	1	0	0	0	0	0	3	0	0	0	0	.000	.000	.000
Pete Munro	2	2	0	0	0	0	0	0	1	0	0	0	.000	.333	.000
Roy Oswalt	2	2	0	0	0	0	0	0	0	0	0	0	.000	.000	.000
HOUSTON	7	233	31	53	30	10	0	13	25	42	6	4	.227	.314	.451
OPPONENTS	7	235	34	60	33	12	1	11	17	56	2	0	.255	.310	.455
PITCHER	G	GS	CG	IP	H	R	ER	BB	SO	W-L	SV-OPP	HLD	ERA		
Brad Lidge	4	0	0	8	1	0	0	2	14	1-0	2-2	0	0.00		
Dan Wheeler	4	0	0	7	4	0	0	0	9	1-0	0-0	0	0.00		
Brandon Backe	2	2	0	12.2	6	4	3	4	10	0-0	0-0	0	2.84		
Roger Clemens	2	2	0	13	10	6	6	2	9	1-1	0-0	0	4.15		
Roy Oswalt	2	1	0	8	11	6	6	4	2	0-0	0-0	0	6.75		
Pete Munro	2	2	0	7	14	7	7	1	5	0-0	0-0	0	9.00		
Chad Qualls	2	0	0	4	8	5	5	2	4	0-1	0-0	0	11.25		
Chad Harville	3	0	0	11	3	2	2	1	3	0-0	0-0	0	13.50		
Dan Miceli	2	0	0	11	3	4	4	1	0	0-2	0-0	0	27.00		
HOUSTON	7	7	0	62.1	60	34	33	17	56	3-4	2-2	0	4.91		
OPPONENTS	7	7	0	63.1	53	31	33	25	42	4-3	3-5	4	4.26		

HISTORY & RECORDS

2005 NATIONAL LEAGUE DIVISION SERIES

HOUSTON 3 GAMES
ATLANTA 1 GAME

The Astros knocked Atlanta out of the playoffs for the second season in a row as Houston won the 2005 NLDS in four games. Chris Burke and Roger Clemens emerged as the heroes of clinching Game 4, the longest in postseason history. In the bottom of the 18th inning, Burke snapped a 6-5 tie and won the game with a solo home run, ending an eight-inning scoreless streak by both teams. Clemens earned the win after pitching three scoreless innings, on three days' rest in his first relief appearance in 21 years. Lance Berkman socked an eighth-inning grand slam to bring the Astros within one run, and with two outs in the bottom of the ninth, Brad Ausmus sent the contest into extra-innings with a game-tying solo home run. The decisive Game 4 lasted a postseason-record five hours and 50 minutes and the teams used a NLDS-record 42 combined players.

A five-run outburst in the eighth inning made Game 1 a blowout in the Astros favor, as Houston took a 1-0 series advantage with a 10-5 win. Morgan Ensberg led the attack with five RBI and three hits while Andy Pettitte earned the win. Craig Biggio doubled and scored three times as the Astros banged out 11 hits.

Atlanta secured its only win in Game 2 as the Braves scored five times off losing pitcher Roger Clemens in a 7-1 contest. Brian McCann hit a three-run homer and Adam LaRoche belted a two-run double as the Braves evened the series at one game apiece. John Smoltz allowed one run over seven innings and set a Major League record with his 15th postseason win.

Roy Oswalt pitched into the eighth inning of Game 3 and earned the win as the Astros took a 2-1 lead in the series. Houston set a NLDS record with seven doubles, including three by Craig Biggio, tying a postseason record. Mike Lamb broke a 2-2 tie in the third inning and put the Astros ahead for good with his third career postseason home run.

GAME 1

WEDNESDAY, OCTOBER 5
HOUSTON 10, ATLANTA 5

Astros	AB	R	H	BI	BB	K	AVG.
Craig Biggio, 2b	3	3	2	1	1	0	.667
Russ Springer, p	0	0	0	0	0	0	
Mike Gallo, p	0	0	0	0	0	0	
Willy Taveras, cf	2	1	0	0	1	0	.000
Jeff Bagwell, 1b	1	1	1	0	0	1	1.000
Eric Bruntlett, cf	1	0	0	0	0	1	.000
Lance Berkman, 1b	2	0	0	0	3	1	.000
Morgan Ensberg, 3b	4	1	3	5	1	1	.750
Jason Lane, rf	3	0	0	1	1	1	.000
Oriando Palmeiro, lf	3	0	1	2	1	0	.333
Adam Everett, ss	4	1	1	0	1	0	.250
Brad Ausmus, c	5	2	2	0	0	1	.400
Andy Pettitte, p	2	1	1	0	0	1	.500
Dan Wheeler, p	0	0	0	0	0	0	
Jose Vizcaino, ph-2b	1	0	0	0	0	0	.000
TOTALS	31	10	11	9	9	6	

Braves	AB	R	H	BI	BB	K	AVG.
Rafael Furcal, ss	5	1	1	0	0	1	.200
Marcus Giles, 2b	3	1	1	0	0	0	.333
Chipper Jones, 3b	4	1	2	2	0	1	.500
Andruw Jones, cf	3	1	1	2	1	1	.333
Julio Franco, 1b	3	0	0	1	2	0	.000
Jeff Francoeur, rf	4	1	2	0	0	0	.500
Brian Jordan, lf	3	0	0	0	0	0	.000
Ryan Langerhans, ph	1	0	0	0	0	1	.000
Johnny Estrada, c	4	0	1	1	2	2	.250
Tim Hudson, p	2	0	0	0	0	0	.000
Joey Devine, p	0	0	0	0	0	0	
Chris Reitsma, p	0	0	0	0	0	0	
John Foster, p	0	0	0	0	0	0	
Jim Brower, p	0	0	0	0	0	0	
Pete Orr, ph	1	0	0	0	0	0	.000
Macey McBride, p	0	0	0	0	0	0	.000
Kelly Johnson, ph	0	0	0	0	0	0	
Wilson Betemit, ph	1	0	1	0	0	0	1.000
TOTALS	34	5	9	5	2	8	

	1	2	3	4	5	6	7	8	9	R	H	E
Astros	1	0	2	1	0	0	1	5	0	10	11	1
Braves	1	0	0	2	0	0	0	1	1	5	9	0

E - Ensberg. DP - Astros 2, Braves 2. LOB - Astros 10, Braves 5. Scoring Position - Astros (5-12), Braves (3-9). 2B - Biggio (1), Ausmus (1), Pettitte (1), Giles (1), C. Jones (1). 3B - Francoeur (1). HR - C. Jones (1), A. Jones (1). SF - Biggio. S - Taveras, Pettitte 2, Biggio. GDP - Lane, Ausmus, Jordan, Furcal.

Astros	IP	H	R	ER	BB	K	ERA
Andy Pettitte (W, 1-0)	7.0	4	3	2	6	3.66	
Dan Wheeler	1.0	2	1	1	0	1	9.00
Russ Springer	0.1	2	1	1	0	1	27.00
Mike Gallo	0.2	1	0	0	0	0	0.00

Braves	IP	H	R	ER	BB	K	ERA
Tim Hudson (L, 0-1)	6.2	7	5	5	5	3	6.75
Joey Devine	0.1	0	0	0	0	0	0.00
Chris Reitsma	0.1	3	4	4	3	0	108.00
John Foster	0.1	1	1	1	2	1	27.00
Jim Brower	0.1	0	0	0	1	1	0.00
Macey McBride	1.0	0	0	0	0	1	0.00

HBP - Palmeiro (by Hudson), Lane (by Devine), Giles (by Wheeler). (BB) - Berkman (by Hudson), Biggio (by Reitsma), Lane (by Foster).

Time 3:11. Attendance - 40,590. Umpires HP Joe Brinkman, 1B Marvin Hudson, 2B Jeff Nelson, 3B Gary Cederstrom, LF Eric Cooper, RF Sam Holbrook.

GAME 2

THURSDAY, OCTOBER 6
ATLANTA 7, HOUSTON 1

Astros	AB	R	H	BI	BB	K	AVG.
Craig Biggio, 2b	4	0	1	0	0	2	.429
Willy Taveras, cf	4	0	3	0	0	0	.500
Lance Berkman, 1b	4	1	2	0	0	0	.333
Morgan Ensberg, 3b	4	0	0	0	0	0	.375
Jason Lane, rf	4	0	1	1	0	0	.143
Byrd Lidge, p	0	0	0	0	0	0	
Oriando Palmeiro, lf	3	0	0	0	1	0	.167
Adam Everett, ss	4	0	0	0	2	1	.125
Brad Ausmus, c	4	0	0	0	2	2	.222
Roger Clemens, p	2	0	0	0	0	1	.000
Brandon Backe, p	0	0	0	0	0	0	
Chris Burke, ph	1	0	1	0	0	0	1.000
Chad Qualls, p	0	0	0	0	0	0	
Luke Scott, ph	0	0	0	0	0	0	
TOTALS	34	1	8	1	6		

Braves	AB	R	H	BI	BB	K	AVG.
Rafael Furcal, ss	4	0	2	0	1	0	.333
Marcus Giles, 2b	3	1	1	0	0	0	.250
Chipper Jones, 3b	3	1	0	1	0	0	.286
Andruw Jones, cf	4	3	3	1	0	0	.571
Adam LaRoche, 1b	1	0	1	2	0	0	1.000
Jeff Francoeur, rf	3	1	1	1	1	1	.429
Ryan Langerhans, lf	4	0	2	0	0	1	.400
Brian McCann, c	4	1	3	0	1	2	.250
John Smoltz, p	2	0	0	0	0	0	.000
Chris Reitsma, p	0	0	0	0	0	0	
Kelly Johnson, ph	0	0	0	0	1	0	
Kyle Farnsworth, p	0	0	0	0	0	0	
TOTALS	30	7	11	7	6	3	

	1	2	3	4	5	6	7	8	9	R	H	E
Astros	1	0	0	0	0	0	0	0	1	8	1	0
Braves	0	3	2	0	0	2	0	x	7	11	0	0

E - Qualls. DP - Astros 1, Braves 1. LOB - Astros 7, Braves 7. Scoring Position - Astros (1-4), Braves (5-9). 2B - Burke (1), LaRoche (1). HR - McCann (1). S - LaRoche, Smoltz. GDP - Berkman, Smoltz. SB - Furcal (1).

Astros	IP	H	R	ER	BB	K	ERA
Roger Clemens (L, 0-1)	5.0	6	5	5	3	2	9.00
Brandon Backe	1.0	1	0	0	0	1	0.00
Chad Qualls	1.0	4	2	2	1	0	18.00
Byrd Lidge	1.0	0	0	0	2	0	0.00

Braves	IP	H	R	ER	BB	K	ERA
John Smoltz (W, 1-0)	7.0	7	1	1	1	5	1.29
Chris Reitsma	1.0	1	0	0	0	0	0.00
Kyle Farnsworth	1.0	0	0	0	0	1	0.00

IBB - Berkman (by Hudson), LaRoche (by Qualls). Time 2:52. Attendance - 46,181. Umpires - HP Marvin Hudson, 1B Jeff Nelson, 2B Gary Cederstrom, 3B Eric Cooper, LF Sam Holbrook, RF Joe Brinkman.

HISTORY & RECORDS

2006 NLDS

GAME 3

SATURDAY, OCTOBER 8
HOUSTON 7, ATLANTA 3

Braves	AB	R	H	BI	BB	K	AVG.
Rafael Furcal, ss	5	0	0	0	0	0	.214
Marcus Giles, 2b	5	1	1	0	0	3	.231
Chipper Jones, 3b	4	0	0	0	0	1	.182
Andruw Jones, cf	4	0	3	1	0	1	.636
Adam LaRoche, 1b	3	1	1	0	1	0	.500
Jeff Francoeur, rf	3	0	0	0	0	1	.300
Ryan Langerhans, lf	2	1	0	0	1	1	.286
Brian Jordan, ph-if	1	0	0	0	0	0	.000
Brian McCann, c	4	0	1	1	0	1	.250
Jorge Sosa, p	2	0	1	1	0	1	.500
Keiyn Johnson, ph	1	0	0	0	0	0	.000
Chr s Reitsma, p	0	0	0	0	0	0	
John Foster, p	0	0	0	0	0	0	
Joey Devine, p	0	0	0	0	0	0	
Jim Brower, p	0	0	0	0	0	0	
Junio Franco, ph	1	0	1	0	0	0	.250
Pete Orr, pr	0	0	0	0	0	0	.000
TOTALS	35	3	8	3	2	9	

Astros	AB	R	H	BI	BB	K	AVG.
Craig Biggio, 2b	5	2	3	0	0	1	.500
Brad Lidge, p	0	0	0	0	0	0	
Willy Taveras, cf	5	1	2	0	0	1	.455
Lance Berkman, lf-1b	3	2	1	1	0	2	.333
Morgan Ensberg, 3b	4	1	2	2	0	0	.417
Mike Lamb, 1b	2	1	1	1	2	0	.500
Chris Burke, lf	0	0	0	0	0	0	.000
Jason Lane, rf	3	0	2	2	0	0	.300
Adam Everett, ss	3	0	1	1	0	0	.382
Brad Ausmus, c	3	0	0	1	0	0	.167
Roy Oswalt, p	3	0	0	0	0	0	.000
Dan Wheeler, p	0	0	0	0	0	0	
Mike Gallo, p	0	0	0	0	0	0	
Orlando Palmeiro, ph	1	0	0	0	0	0	.143
Eric Bruntlett, 2b	0	0	0	0	0	0	.000
TOTALS	32	7	12	7	3	4	

	1	2	3	4	5	6	7	8	9	R	H	E
Braves	0	2	0	0	0	0	0	1	0	3	8	0
Astros	2	0	1	0	0	0	4	0	x	7	12	1

E - Everett, DP - Astros 1, Braves 2. LOB - Astros 7, Braves 8. Scoring Position - Astros (5-13), Braves (2-9). 2B - Burke 3 (4), Ensberg 2 (2), Taveras (1), Lane (1), AJones 2 (2). HR - Lamb (1). SF - Lane, Everett. GDP - Oswalt, Ausmus. Francoeur

Braves	IP	H	R	ER	BB	K	ERA
Jorge Sosa (L, 0-1)	6.0	7	3	3	2	3	4.50
Chris Reitsma	0.0	2	2	2	0	0	40.50
John Foster	0.0	1	1	1	0	0	54.00
Joey Devine	0.0	2	1	1	1	0	27.00
Jim Brower	2.0	0	0	0	0	1	0.00

Astros	IP	H	R	ER	BB	K	ERA
Roy Oswalt (W, 1-0)	7.1	8	3	3	2	7	3.68
Dan Wheeler	0.1	1	0	0	0	0	6.75
Mike Gallo	0.1	0	0	0	0	0	0.00
Brad Lidge	1.0	1	0	0	0	2	0.00

HBP - Francoeur (by Oswalt), Berkman (by Sosa). (BB - Ausmus (by Sosa), Lamb (by Sosa), Lamb, (by Devine). Time - 2:50. Attendance - 43,759. Umpires - HP Jeff Nelson, 1B Gary Cederstrom, 2B Eric Cooper, 3B Sam Holbrook, LF Joe Brinkman, RF Marvin Hudson.

GAME 4

SUNDAY, OCTOBER 9
HOUSTON 7, ATLANTA 6

Braves	AB	R	H	BI	BB	K	AVG.
Rafael Furcal, ss	6	0	0	0	2	1	.150
Marcus Giles, 2b	7	2	1	0	2	2	.200
Chipper Jones, 3b	6	1	1	0	3	2	.176
Andruw Jones, cf	6	1	1	1	1	1	.471
Adam LaRoche, 1b	4	1	2	4	0	1	.500
Julio Franco, 1b	5	0	1	0	0	1	.222
Jeff Francoeur, rf	7	0	1	0	1	2	.235
Ryan Langerhans, lf	5	0	2	0	2	0	.333
Brian McCann, c	6	1	1	1	0	4	.188
Tim Hudson, p	4	0	2	0	0	1	.333
Kyle Farnsworth, p	0	0	0	0	0	0	.000
Keiyn Johnson, ph	1	0	0	0	0	0	.000
Chris Reitsma, p	0	0	0	0	0	0	.000
Wilson Betemit, ph	1	0	0	0	0	1	.500
John Thomson, p	0	0	0	0	0	0	.000
Pete Orr, ph	1	0	0	0	0	0	.000
Jim Brower, p	0	0	0	0	0	0	.000
Brian Jordan, ph	1	0	1	0	0	0	.200
Joey Devine, p	0	0	0	0	0	0	.000
TOTALS	62	6	13	6	11	16	.255

Astros	AB	R	H	BI	BB	K	AVG.
Craig Biggio, 2b	7	1	0	0	1	2	.316
Willy Taveras, cf	3	0	0	0	0	0	.357
Luke Scott, ph-if	2	1	0	1	1	0	.000
Dan Wheeler, p	0	0	0	0	0	0	.000
Roger Clemens, ph-p	1	0	0	0	0	0	.000
Lance Berkman, lf-1b	5	1	2	4	0	1	.357
Chris Burke, pr-if	2	1	1	1	0	0	.667
Morgan Ensberg, 3b	6	0	0	1	2	2	.278
Mike Lamb, 1b	4	0	2	0	0	0	.500
Chad Qualls, p	0	0	0	0	0	0	.000
Jeff Bagwell, ph	1	0	0	0	0	0	.000
Brad Lidge, p	0	0	0	0	0	0	.000
Rafael Furcal, c-1b	1	0	0	1	0	0	.000
Jason Lane, rf	7	1	1	0	2	2	.235
Adam Everett, ss	3	0	1	0	0	0	.214
Wandy Rodriguez, p	0	0	0	0	0	0	.000
Jose Vizcaino, ss-1b-ss	4	0	0	0	1	0	.000
Brad Ausmus, c-1b-c	5	1	2	1	1	1	.222
Brandon Backe, p	1	0	0	0	0	0	.000
Mike Gallo, p	0	0	0	0	0	0	.000
Orlando Palmeiro, ph	0	0	1	0	0	0	.143
Russ Springer, p	0	0	0	0	0	0	.000
Eric Bruntlett, ss-cf-ss, cf	5	1	1	0	0	3	.167
TOTALS	58	7	10	7	6	14	.265

	1	2	3	4	5	6	7	8	9	10	11	12	13	14	15	16	17	18	R	H	E			
Braves	0	0	4	0	1	0	0	1	0	0	0	0	0	0	0	0	0	0	0	0	6	13	0	
Astros	0	0	0	0	1	0	0	4	1	0	0	0	0	0	0	0	0	0	0	0	1	7	10	1

E - Vizcaino, DP - Astros 2, Braves 2. LOB - Astros 7, Braves 18. Scoring Position - Astros (2-6), Braves (1-18). 2B - Berkman (1), AJones (3), CJones (2), Hudson (1), Francoeur (1), Langerhans (1), Jordan (1). HR - Berkman (1), Ausmus (1), Burke (1), LaRoche (1), McCann (2). 5 Clemens, Furcal, Francoeur SF Palmeiro, AJones GDP Everett, Ensberg, CJones, AJones SB Biggio (1), Bruntlett (1), Furcal 2 (3), Langerhans (1).

Braves	IP	H	R	ER	BB	K	ERA
Tim Hudson	7.0	6	3	3	1	5	5.27
Kyle Farnsworth	2.0	2	3	3	1	3	9.00
Chris Reitsma	2.0	1	0	0	1	0	16.20
John Thomson	2.0	0	0	0	1	3	0.00
Jim Brower	3.0	0	0	0	2	0	0.00
Joey Devine (L, 0-1)	1.1	1	1	1	0	3	10.80

Astros	IP	H	R	ER	BB	K	ERA
Brandon Backe	4.1	3	5	5	3	2	8.44
Mike Gallo	0.2	0	0	0	1	0	0.00
Russ Springer	2.0	3	0	0	1	0	3.86
Wandy Rodriguez	1.0	1	1	1	0	2	9.00
Chad Qualls	2.0	1	0	0	1	1	6.00
Brad Lidge	2.0	1	0	0	2	3	0.00
Dan Wheeler	3.0	1	0	0	3	4	2.08
Roger Clemens (W, 1-1)	3.0	1	0	0	0	4	5.63

HBP - AJones (by Backe), Langerhans (by Gallo). (BB - Francoeur (by Gallo), Langerhans (by Wheeler), Ensberg (by Reitsma). Time - 5:50. Attendance - 43,413. Umpires - HP 1B Gary Cederstrom 1B Eric Cooper, 2B Sam Holbrook, 3B Joe Brinkman, LF Marvin Hudson, RF Jeff Nelson.

HISTORY & RECORDS



2005 NLDS COMPOSITE STATISTICS

PLAYER	G	AB	R	H	2B	3B	HR	RBI	BB	SO	SB	CS	AVG	SLG	OBP
Chris Burke	3	3	1	2	1	0	1	1	1	0	0	0	.667	2.000	.750
Jeff Bagwell	2	2	1	1	0	0	0	1	0	0	0	0	.500	.500	.500
Mike Lamb	2	6	1	3	0	0	1	1	2	0	0	0	.500	1.000	.625
Andy Pettitte	1	2	1	1	1	0	0	0	0	1	0	0	.500	1.000	.500
Lance Berkman	4	14	4	5	1	0	1	5	3	4	0	0	.357	.643	.500
Wily Taveras	4	14	2	5	1	0	0	0	1	1	0	0	.357	.429	.400
Craig Biggio	4	19	6	6	4	0	0	1	2	5	1	0	.316	.526	.364
Morgan Ensberg	4	18	2	5	2	0	0	7	2	3	0	0	.278	.389	.350
Jason Lane	4	17	1	4	1	0	0	3	1	3	0	0	.235	.294	.300
Brad Ausmus	4	18	3	4	1	0	1	1	2	4	0	0	.222	.444	.300
Adam Everett	4	14	1	3	0	0	0	1	1	1	0	0	.214	.214	.250
Eric Bruntlett	3	6	1	1	0	0	0	0	0	4	1	0	.167	.167	.167
Orlando Palmeiro	4	7	0	1	0	0	0	3	2	0	0	0	.143	.143	.364
Raul Chavez	1	1	0	0	0	0	0	0	1	0	0	0	.000	.000	.500
Luke Scott	2	2	1	0	0	0	0	0	1	1	0	0	.000	.000	.333
Jose Vizcaino	2	5	0	0	0	0	0	0	0	1	0	0	.000	.000	.000
Brandon Backe	2	1	0	0	0	0	0	0	0	0	0	0	.000	.000	.000
Roger Clemens	2	3	0	0	0	0	0	0	0	2	0	0	.000	.000	.000
Roy Oswalt	1	3	0	0	0	0	0	0	0	0	0	0	.000	.000	.000
HOUSTON	4	155	25	41	12	0	4	24	19	30	2	0	.265	.419	.348
OPPONENTS	4	161	21	41	11	1	5	21	21	36	4	0	.255	.429	.353

PITCHER	W	L	ERA	G	GS	CG	SV	IP	H	R	ER	BB	SO
Brandon Backe	0	0	8.44	2	1	0	0	5.1	6	5	5	3	3
Roger Clemens	1	1	5.63	2	1	0	0	8.0	7	5	5	3	6
Mike Gallo	0	0	0.00	3	0	0	0	1.2	1	0	0	1	0
Brad Lidge	0	0	0.00	3	0	0	0	4.0	2	0	0	4	5
Roy Oswalt	1	0	3.68	1	1	0	0	7.1	6	3	3	2	7
Andy Pettitte	1	0	3.86	1	1	0	0	7.0	4	3	3	2	6
Chad Qualls	0	0	6.00	2	0	0	0	3.0	5	2	2	2	1
Wandy Rodriguez	0	0	9.00	1	0	0	0	1.0	1	1	1	0	2
Russ Springer	0	0	3.86	2	0	0	0	2.1	5	1	1	1	1
Dan Wheeler	0	0	2.08	3	0	0	0	4.1	4	1	1	3	5
HOUSTON	3	1	4.30	4	4	0	0	44.0	41	21	21	21	36
OPPONENTS	1	3	5.19	4	4	0	0	43.1	41	25	25	19	30

HISTORY & RECORDS

HISTORY & RECORDS

2005 NATIONAL LEAGUE CHAMPIONSHIP SERIES

HOUSTON 4 GAMES
ST. LOUIS 2 GAMES

Houston advanced to its first World Series after 44 years as the Astros defeated the Cardinals 4-2 in the 2005 NLCS. Roy Oswalt earned MVP honors as he picked up wins in Game 2 and the decisive Game 6. Oswalt allowed only two runs in the series, going 2-0 with a 1.29 ERA and 12 strikeouts in 14 innings. Craig Biggio led the Astros with eight hits in the series and Chris Burke led the team with five runs scored.

Game 6 was decided in St. Louis, with Oswalt allowing three hits over seven innings to earn the win. Houston had 11 hits, including a home run by Jason Lane, in the 5-1 clinching game. Brad Ausmus went 3x4 in the contest and finished with a .318 NLCS average.

In Game 5, the Astros led 4-2 in the ninth and were on the verge of advancing to the club's first World Series when Albert Pujols smashed a three-run home run off Brad Lidge. The blast by Pujols forced Game 6 and gave Lidge his first career postseason loss after going 1-0 with six saves to start his October career. Lance Berkman gave the Astros the lead in the seventh with a three-run home run off Chris Carpenter before St. Louis mounted its comeback.

St. Louis won the opening game of the series by a score of 5-3, but the Astros bounced back with wins in Games 2, 3 and 4 to take a 3-1 advantage overall. Reggie Sanders shined for the Cardinals in Game 1, with a home run and two RBI, as Andy Pettitte took the loss. Oswalt earned the win and Chris Burke homered in Game 2 as the Astros knocked off St. Louis 4-1. Brad Lidge earned a two-inning save and struck out three of the seven batters he faced.

Roger Clemens allowed two runs over six innings and was the winning pitcher in Game 3. Mike Lamb led the Astros offense, going 2x4 with a double, a home run, two RBI and two runs scored. Astros batters managed 11 hits and Lidge nailed down his second save of the series.

After trailing 1-0 in the fourth inning, the Astros battled back to win Game 4, 2-1. Jason Lane tied the contest at one with a solo home run in the fourth and Morgan Ensberg put the Astros ahead with a sacrifice fly in the seventh. Chad Qualls entered in the seventh and earned the win with a perfect inning of work. Lidge closed out the game and picked up his third save of the series.

GAME 1

WEDNESDAY, OCTOBER 12
 ST. LOUIS 5, HOUSTON 3

Astros	AB	R	H	BI	BB	K	AVG.
Craig Biggio, 2b	3	0	0	1	1	.000	
Willy Taveras, cf	3	0	0	1	1	.000	
Lance Berkman, lf	4	0	1	0	0	.250	
Morgan Ensberg, 3b	4	0	1	0	0	.250	
Mike Lamb, 1b	4	1	1	0	0	.250	
Jason Lane, rf	3	0	0	1	1	.000	
Adam Everett, ss	4	1	2	0	1	.500	
Brad Ausmus, c	3	0	1	1	0	.333	
Andy Pettitte, p	1	0	0	0	0	.000	
Chris Burke, ph	1	1	1	2	0	1.000	
Russ Springer, p	0	0	0	0	0	—	
Ezequiel Astacio, p	0	0	0	0	0	—	
Jose Vizcaino, ph	1	0	0	0	0	.000	
TOTALS	31	3	7	3	3	4	—

Cardinals	AB	R	H	BI	BB	K	AVG.
David Eckstein, ss	4	2	2	1	0	.500	
Jim Edmonds, cf	3	0	0	1	0	.000	
Albert Pujols, 1b	3	0	1	1	0	.333	
Reggie Sanders, lf	3	1	1	2	1	.333	
Larry Walker, rf	4	0	1	0	2	.250	
Jason Isringhausen, p	0	0	0	0	0	—	
Mark Grudzielanek, 2b	4	1	1	0	2	.250	
Yadier Molina, c	3	0	0	0	0	.000	
Abraham Nunez, 3b	3	1	2	0	0	.667	
Chris Carpenter, p	1	0	0	1	0	.000	
So Taguchi, rf	0	0	0	0	0	—	
TOTALS	28	5	8	5	5	—	—

	1	2	3	4	5	6	7	8	9	R	H	E
Astros	0	0	0	0	0	2	0	1	3	7	0	
Cardinals	2	1	0	0	2	0	0	0	5	8	1	

E - Eckstein, DP - Astros 2, Cardinals 1, LOB - Astros 6, Cardinals 4. Scoring Position - Astros (0-6), Cardinals (2-5). 2B - Berkman (1), Ensberg (1). HR - Burke (1), Sanders (1). S - Pettitte, Carpenter 2. SF - Ausmus. GDP - Berkman, Sanders, Molina.

Astros	IP	H	R	ER	BB	K	BRA
Andy Pettitte, (L, 0-1)	6.0	8	5	5	2	2	7.50
Russ Springer	1.0	0	0	0	1	1	0.00
Ezequiel Astacio	1.0	0	0	0	0	2	0.00

Cardinals	IP	H	R	ER	BB	K	ERA
Chris Carpenter (W, 1-0)	6.0	5	2	2	3	3	2.25
Jason Isringhausen (S, 1)	1.0	2	1	0	0	1	0.00

Time: 2:29. Attendance - 52,332. Umpires - HP McClelland, 1B Gibson, 2B Bell, 3B Cuzzi, LF Poncinio, RF Davis.

GAME 2

THURSDAY, OCTOBER 13
 HOUSTON 4, ST. LOUIS 1

Astros	AB	R	H	BI	BB	K	AVG.
Craig Biggio, 2b	5	0	2	1	0	2	.250
Willy Taveras, cf	5	0	2	0	0	0	.250
Lance Berkman, 1b	4	1	2	0	0	1	.375
Morgan Ensberg, 3b	4	0	0	0	0	0	.125
Jason Lane, rf	4	0	0	0	2	.000	
Chris Burke, f	4	2	2	1	0	0	.500
Adam Everett, ss	4	0	1	1	0	1	.375
Brad Lidge, p	0	0	0	0	0	—	
Brad Ausmus, c	3	1	1	0	1	1	.333
Roy Oswalt, p	1	0	1	0	1	0	1.000
Eric Bruntlett, ss	1	0	0	0	0	.000	
TOTALS	35	4	11	3	2	6	—

Cardinals	AB	R	H	BI	BB	K	AVG.
David Eckstein, ss	3	0	0	0	1	0	.286
Jim Edmonds, cf	4	0	1	0	2	1	.143
Albert Pujols, 1b	4	1	1	1	0	.286	
Larry Walker, rf	3	0	0	1	1	1	.143
Jason Marquis, p	0	0	0	0	0	—	
Reggie Sanders, lf	3	0	1	0	1	.333	
So Taguchi, lf	1	0	0	0	1	.000	
Mark Grudzielanek, 2b	4	0	0	0	0	.125	
Abraham Nunez, 3b	4	0	1	0	1	.429	
Yadier Molina, c	4	0	2	0	1	.286	
Mark Mulder, p	2	0	0	0	2	.000	
John Rodriguez, ph	0	0	0	1	0	—	
Julian Tavarez, p	0	0	0	0	0	—	
John Mabry, rf	1	0	0	0	0	.000	
TOTALS	33	1	6	1	3	9	—

	1	2	3	4	5	6	7	8	9	R	H	E
Astros	0	1	0	1	0	2	0	4	11	1	0	
Cardinals	0	0	0	0	1	0	0	0	1	6	0	

E - Ensberg (1). DP - Astros 0, Cardinals 1. LOB - Astros 7, Cardinals 8. Scoring Position - Astros (1-10), Cardinals (0-8). 2B - Ausmus (1), Berkman (2), Molina (2). 3B - Burke (1), Everett (1). HR - Pujols (1). S - Oswalt. GDP - Ensberg. SB - Ausmus (1). CS - Taveras (1).

Astros	IP	H	R	ER	BB	K	ERA
Roy Oswalt (W, 1-0)	7.0	5	1	1	3	6	1.29
Brad Lidge (S, 1)	2.0	1	0	0	0	3	0.00

Cardinals	IP	H	R	ER	BB	K	ERA
Mark Mulder (L, 0-1)	7.0	8	2	2	6	12	2.9
Julian Tavarez	1.0	3	2	0	0	0	18.00
Jason Marquis	1.0	0	0	0	0	2	0.00

PB - Molina. Time - 3:03. Attendance - 52,358. Umpires - HP Gibson, 1B Bell, 2B Cuzzi, 3B Poncinio, LF Davis, RF McClelland.

HISTORY & RECORDS



2005 NLCS

GAME 3

SATURDAY, OCTOBER 15
HOUSTON 4, ST. LOUIS 3

Cardinals	AB	R	H	BI	BB	K	AVG.
Dave Eckstein, ss	4	0	0	1	0	0	.182
So Taguchi, lf	4	0	0	0	2	0	.000
Albert Pujols, 1b	4	1	2	0	0	0	.364
Jim Edmonds, cf	3	0	1	0	1	1	.200
Larry Walker, rf	2	0	0	1	1	0	.111
Mark Grudzianek, 2b	4	0	0	0	1	0	.083
Yadier Molina, c	4	1	2	0	0	0	.364
Abraham Nunez, 3b	3	0	1	0	0	0	.400
Brad Thompson, p	0	0	0	0	0	0	—
Randy Flores, p	0	0	0	0	0	0	—
Julian Taveraz, p	0	0	0	0	0	0	—
John Rodriguez, ph	0	1	0	0	1	0	—
Matt Morris, p	1	0	0	0	0	0	.000
Hector Luna, 3b	1	0	0	0	1	0	.000
John Mabry, ph	1	0	1	1	0	0	.500
TOTALS	31	3	7	3	3	5	—

Astros	AB	R	H	BI	BB	K	AVG.
Craig Biggio, 2b	4	0	2	0	0	0	.333
Eric Bruntlett, 2b	0	0	0	0	0	0	.000
Chris Burke, cf-lf	4	0	1	0	0	0	.444
Lance Berkman, lf-1b	4	0	1	0	1	3	.333
Morgan Ensberg, 3b	2	1	0	0	2	0	.700
Mike Lamb, 1b	4	2	2	2	0	0	.375
Willy Taveraz, cf	0	0	0	0	0	0	.250
Jason Lane, rf	4	1	1	1	0	0	.091
Brad Ausmus, c	4	0	1	0	2	3	.300
Adam Everett, ss	4	0	1	0	0	0	.333
Roger Clemens, p	2	0	1	0	0	1	.500
Orlando Palmeiro, ph	1	0	1	0	0	0	1.000
Chad Qualls, p	0	0	0	0	0	0	.000
Jeff Bagwell, ph	1	0	0	0	0	0	.000
Brad Lidge, p	0	0	0	0	0	0	—
TOTALS	34	4	11	3	2	4	—

	1	2	3	4	5	6	7	8	9	R	H	E
Cardinals	0	0	0	1	1	0	0	1	3	7	1	
Astros	0	0	2	2	0	0	0	x	4	11	0	

LOB - Astros 6, Cardinals 7. Scoring Position - Astros (1-7), Cardinals (1-5). 2B - Lamb (1), Everett (1), Mabry (1). HR - Lamb (1), Morris (1), Eckstein, Walker (1), Edmonds (1).

Cardinals	IP	H	R	ER	BB	K	ERA
Matt Morris (L, 0-1)	5.1	8	4	3	1	3	5.06
Brad Thompson	0.2	2	0	0	0	0	0.00
Randy Flores	1.0	0	0	1	0	0	0.00
Julian Taveraz	1.0	1	0	0	0	1	9.00

Astros	IP	H	R	ER	BB	K	ERA
Roger Clemens (W, 1-0)	6.2	2	2	2	2	1	3.00
Chad Qualls	2.0	0	0	0	0	3	0.00
Brad Lidge (S, 2)	1.0	1	1	1	1	1	3.00

Time - 3:00. Attendance - 42,823. Umpires - HP Bell, 1B Cuzzi, 2B Poncino, 3B Davis, LF McClelland, RF Gibson.

GAME 4

SUNDAY, OCTOBER 16
HOUSTON 2, ST. LOUIS 1

Cardinals	AB	R	H	BI	BB	K	AVG.
David Eckstein, ss	2	1	0	0	2	1	.154
Jim Edmonds, cf	3	0	1	0	1	1	.231
John Rodriguez, ph	1	0	0	0	0	0	.000
So Taguchi, cf	0	0	0	0	0	0	.000
Albert Pujols, 1b	3	0	2	1	0	1	.429
Larry Walker, rf	3	0	1	0	1	0	.167
Reggie Sanders, lf	4	0	0	0	0	2	.200
John Mabry, 3b	4	0	0	0	1	1	.167
Yadier Molina, c	3	0	0	0	0	0	.286
Mark Grudzianek, 2b	3	0	1	0	0	1	.133
Jeff Suppan, p	2	0	0	0	1	1	.000
Jason Marquis, p	1	0	0	0	0	0	.000
TOTALS	29	1	5	1	3	7	—

Astros	AB	R	H	BI	BB	K	AVG.					
Craig Biggio, 2b	3	0	0	0	1	0	.267					
Brad Lidge, p	0	0	0	0	0	0	—					
Chris Burke, cf-lf	3	0	0	1	0	3	.333					
Lance Berkman, lf-1b	2	0	0	2	0	2	.286					
Morgan Ensberg, 3b	3	0	2	1	0	0	.231					
Mike Lamb, 1b	4	0	0	0	2	2	.250					
Dan Wheeler, p	0	0	0	0	0	0	—					
Eric Bruntlett, 2b	0	0	0	0	0	0	.000					
Jason Lane, rf	3	1	2	1	1	0	.214					
Brad Ausmus, c	4	0	0	0	3	2	.143					
Adam Everett, ss	4	0	1	0	0	3	.313					
Brandon Backe, p	2	0	0	0	1	0	.000					
Mike Gallo, p	0	0	0	0	0	0	—					
Chad Qualls, ss	0	0	0	0	0	0	—					
Orlando Palmeiro, ph	0	0	0	1	0	1	1.000					
Willy Taveraz, pr-cf	1	1	1	0	0	0	.333					
TOTALS	29	2	6	2	6	6	—					
	1	2	3	4	5	6	7	8	9	R	H	E
Cardinals	0	0	0	1	0	0	0	0	0	1	5	1
Astros	0	0	0	1	0	1	0	x	2	6	0	

E - Marquis. DP - Astros 2, Cardinals 0. LOB - Astros 11, Cardinals 5. Scoring Position - Astros (0-8), Cardinals (0-4). 2B - Edmonds (1), HR - Lane (1), S - Biggio. SF - Ensberg, Pujols. GDP - Edmonds, Mabry.

Cardinals	IP	H	R	ER	BB	K	ERA
Jeff Suppan	5.0	3	1	1	3	5	1.80
Jason Marquis (L, 0-1)	3.0	3	0	3	1	0	0.00

Astros	IP	H	R	ER	BB	K	ERA
Brandon Backe	5.2	2	1	1	3	7	1.59
Mike Gallo	0.1	0	0	0	0	0	0.00
Chad Qualls (W, 1-0)	1.0	0	0	0	0	0	0.00
Dan Wheeler	1.0	1	0	0	0	0	0.00
Brad Lidge (S, 3)	1.0	2	0	0	0	2	2.25

Time - 3:11. Attendance - 43,010. Umpires - HP Phil Cuzzi, 1B Larry Poncino, 2B Gerry Davis, 3B Tim McClelland, LF Greg Gibson, RF Wally Bell.

GAME 5

MONDAY, OCTOBER 17
ST. LOUIS 5, HOUSTON 4

Cardinals	AB	R	H	BI	BB	K	AVG.
David Eckstein, ss	4	2	2	0	0	0	.235
Jim Edmonds, cf	3	2	1	0	2	0	.250
Albert Pujols, 1b	5	1	3	0	1	1	.368
Reggie Sanders, lf	5	0	1	0	2	2	.200
Larry Walker, rf	3	0	0	1	0	0	.133
Jason Iiringhausen, p	0	0	0	0	0	0	.000
Mark Grudzianek, 2b	4	0	2	2	0	0	.311
Yadier Molina, c	4	0	2	2	0	0	.333
Hector Luna, 3b	3	0	0	0	1	0	.000
John Rodriguez, ph	1	0	0	0	1	0	.000
So Taguchi, rf	0	0	0	0	0	0	.000
Chris Carpenter, p	3	0	0	0	0	0	.000
John Mabry, rf-3b	1	0	0	0	1	1	.143
TOTALS	36	5	9	5	3	7	—

Astros	AB	R	H	BI	BB	K	AVG.					
Craig Biggio, 2b	4	1	2	1	0	0	.316					
Eric Bruntlett, 2b	0	0	0	0	0	0	.000					
Jose Vizcaino, ph	1	0	0	0	0	0	.000					
Chris Burke, cf-lf	4	1	1	0	2	2	.312					
Lance Berkman, lf-1b	3	1	2	3	1	0	.353					
Morgan Ensberg, 3b	4	0	1	0	2	2	.235					
Mike Lamb, 1b	4	0	0	0	1	1	.188					
Mike Gallo, p	0	0	0	0	0	0	.000					
Dan Wheeler, p	0	0	0	0	0	0	.000					
Brad Lidge, p	0	0	0	0	0	0	.000					
Jason Lane, cf	3	0	1	0	0	0	.235					
Brad Ausmus, c	4	1	1	0	0	0	.222					
Adam Everett, ss	4	0	1	0	1	1	.300					
Andy Pettitte, p	1	0	0	0	0	0	.000					
Chad Qualls, p	0	0	0	0	0	0	.000					
Orlando Palmeiro, ph	1	0	0	1	0	0	.500					
Willy Taveraz, cf	1	0	0	0	0	0	.300					
TOTALS	34	6	9	4	1	6	—					
	1	2	3	4	5	6	7	8	9	R	H	E
Cardinals	0	2	0	0	0	0	0	3	5	9	1	
Astros	0	1	0	0	0	3	0	0	4	9	2	

E - Everett (1), Lamb (1), Luna (2). LOB - Astros 7, Cardinals 8. Scoring Position - Astros (2-8), Cardinals (3-13). 2B - Molina (3), Ausmus (2). HR - Berkman (1), Pujols (2). S - Burke, Pettitte. SB - Sanders (1), Eckstein (1). CS - Eckstein (1).

Cardinals	IP	H	R	ER	BB	K	ERA
Chris Carpenter	7.0	9	4	3	1	6	3.00
Jason Iringhausen (W, 1-0)	2.0	0	0	0	0	0	0.00

Astros	IP	H	R	ER	BB	K	ERA
Andy Pettitte	6.1	7	2	2	2	4	5.11
Chad Qualls	0.2	0	0	0	0	0	0.00
Mike Gallo	0.1	0	0	0	0	0	0.00
Dan Wheeler	0.2	0	0	0	0	0	0.00
Brad Lidge (BS, 1) (L, 0-1)	1.0	2	3	3	1	3	7.20

HBP - Eckstein (by Pettitte), Lane (by Carpenter). Time - 3:19. Attendance - 43,470. Umpires - HP Larry Poncino, 1B Gerry Davis, 2B Tim McClelland, 3B Greg Gibson, LF Wally Bell, RF - Phil Cuzzi.

HISTORY & RECORDS

HISTORY & RECORDS

2005 NLCS

GAME 6

WEDNESDAY, OCTOBER 19
HOUSTON 5, ST. LOUIS 1

Astros	AB	R	H	BI	BB	K	AVG.
Craig Biggio, 2b	5	1	2	1	0	0	.333
Dan Wheeler, p	0	0	0	0	0	0	—
Wily Taveras, cf	4	0	2	0	0	0	.357
Lance Berkman, 1b	4	0	0	0	1	1	.286
Morgan Ensberg, 3b	4	0	1	1	0	0	.238
Jason Lane, rf	4	1	1	1	0	1	.238
Chris Burke, lf	4	1	1	0	0	1	.300
Brad Ausmus, c	4	1	3	0	0	0	.318
Adam Everett, ss	3	1	1	1	0	1	.304
Roy Oswalt, p	2	0	0	0	0	1	.333
Chad Qualls, p	0	0	0	0	0	0	—
Orlando Palmeiro, ph	1	0	0	0	0	0	.333
Eric Bruntlett, 2b	0	0	0	0	0	0	.000
TOTALS	35	5	11	4	1	5	—

Cardinals	AB	R	H	BI	BB	K	AVG.
David Eckstein, ss	3	0	0	0	0	1	.200
Jim Edmonds, cf	3	0	0	0	1	1	.211
Albert Pujols, 1b	4	0	0	0	1	1	.304
Larry Walker, rf	4	0	1	0	0	1	.158
Reggie Sanders, lf	3	0	0	0	3	1	.167
Julian Tavarez, p	0	0	0	0	0	0	.000
John Mabry, lf	1	0	0	0	0	1	.125
Mark Grudzielanek, 2b	3	1	1	0	0	0	.227
Yadier Molina, c	4	0	1	0	0	0	.318
Abraham Nunez, 3b	3	0	1	0	0	0	.385
Mark Mulder, p	1	0	0	0	0	1	.000
Brad Thompson, p	0	0	0	0	0	0	.000
John Rodriguez, ph	0	0	0	1	0	0	.000
Jason Marquis, p	0	0	0	0	0	0	.000
Randy Flores, p	0	0	0	0	0	0	.000
So Taguchi, lf	1	0	0	0	0	0	.000
Jason Irlinghausen, p	0	0	0	0	0	0	.000
TOTALS	30	1	4	1	1	9	—

	1	2	3	4	5	6	7	8	9	R	H	E
Astros	0	0	2	1	0	1	1	0	0	5	11	0
Cardinals	0	0	0	0	1	0	0	0	0	1	4	1

F - Edmonds, LOB - Astros 7, Cardinals 6. Scoring Position - Astros (2-6), Cardinals (0-2). 2B - Walker (1). HR - Lane (2). S - Oswalt, Everrett, Taveras. SF - Rodriguez

Astros	IP	H	R	ER	BB	K	ERA
Roy Oswalt (W, 2-0)	7.0	3	1	1	1	6	1.29
Chad Qualls	1.0	0	0	0	0	1	0.00
Dan Wheeler	1.0	1	0	0	0	2	0.00

Cardinals	IP	H	R	ER	BB	K	ERA
Mark Mulder (L, 0-2)	4.2	6	3	3	1	2	3.09
Brad Thompson	0.1	0	0	0	0	0	0.00
Jason Marquis	1.1	3	2	2	0	1	3.38
Randy Flores	0.1	0	0	0	0	0	0.00
Julian Tavarez	1.1	1	0	0	0	1	5.40
Jason Irlinghausen	1.0	1	0	0	0	1	0.00

Time - 2:53 Attendance - 52,438, Umpires - HP Davis, 1B McClelland, 2B Gibson, 3B Bell, LF - Cuzzo, RF - Ponc no.

2005 NLCS COMPOSITE STATISTICS

PLAYER	G	AB	R	H	2B	3B	HR	RBI	BB	SO	SB	CS	AVG	SLG	OBP
Roger Clemens	1	2	0	1	0	0	0	0	0	1	0	0	.500	.500	.500
Wily Taveras	6	14	1	5	0	0	0	0	1	1	0	1	.357	.357	.400
Craig Biggio	6	24	2	8	0	0	0	3	2	3	0	0	.333	.333	.385
Orlando Palmeiro	4	3	0	1	0	0	0	0	1	0	0	0	.333	.333	.500
Roy Oswalt	2	3	0	1	0	0	0	0	1	1	0	0	.333	.333	.500
Brad Ausmus	6	22	3	7	2	0	0	11	6	1	0	0	.318	.409	.333
Adam Everett	6	23	2	7	1	1	0	2	0	4	0	0	.304	.435	.304
Chris Burke	6	20	5	6	0	1	1	3	1	3	0	0	.300	.550	.333
Lance Berkman	6	21	2	6	2	0	1	3	4	3	0	0	.286	.524	.400
Morgan Ensberg	6	21	1	5	1	0	0	2	2	2	0	0	.238	.286	.292
Jason Lane	6	21	3	5	0	0	2	3	2	4	0	0	.238	.524	.333
Mike Lamb	4	16	3	3	1	0	1	2	0	3	0	0	.188	.438	.188
Jeff Bagwell	1	1	0	0	0	0	0	0	0	0	0	0	.000	.000	.000
Eric Bruntlett	5	1	0	0	0	0	0	0	0	1	0	0	.000	.000	.000
Jose Vizcaino	2	2	0	0	0	0	0	0	0	0	0	0	.000	.000	.000
Brandon Backe	1	2	0	0	0	0	0	0	0	1	0	0	.000	.000	.000
Andy Pettitte	2	2	0	0	0	0	0	0	0	0	0	0	.000	.000	.000
HOUSTON	6	198	22	55	7	2	5	19	15	33	1	1	.278	.409	.329
OPPONENTS	6	187	16	39	6	0	3	16	16	42	3	1	.209	.289	.276

PITCHER	W	L	ERA	G	GS	CG	SV	IP	H	R	ER	BB	SO
Ezequiel Astacio	0	0	0.00	1	0	0	0	1.0	0	0	0	0	2
Brandon Backe	0	0	1.59	1	1	0	0	5.2	2	1	1	3	7
Roger Clemens	1	0	3.00	1	1	0	0	6.0	6	2	2	2	1
Mike Gallo	0	0	0.00	2	0	0	0	0.2	0	0	0	0	0
Brad Lidge	0	1	7.20	4	0	0	3	5.0	6	4	4	2	7
Roy Oswalt	2	0	1.29	2	2	0	0	14.0	8	2	2	4	12
Andy Pettitte	0	1	5.11	2	2	0	0	12.1	15	7	7	4	6
Chad Qualls	1	0	0.00	4	0	0	0	4.2	0	0	0	0	4
Wandy Rodriguez	0	0	—	0	0	0	0	0.0	0	0	0	0	0
Russ Springer	0	0	0.00	1	0	0	0	1.0	0	0	0	1	1
Dan Wheeler	0	0	0.00	3	0	0	0	2.2	2	0	0	0	2
HOUSTON	4	2	2.72	6	6	0	3	53.0	39	16	16	16	42
OPPONENTS	2	4	2.94	6	6	0	1	52.0	55	22	17	15	33

HISTORY & RECORDS



2005 WORLD SERIES

CHICAGO WHITE SOX 4 GAMES
HOUSTON 0 GAMES

National League Champions for the first time in club history, the Houston Astros fell short in their first World Series appearance against the Chicago White Sox. For the series, the Astros were outscored just 20-14 in four games, marking the lowest run differential in a World Series sweep since 1950. Two of the four games were decided by two runs and two were decided by a lone run, including the series finale. In Game 4, World Series MVP Jermaine Dye, singled home the game's only run in the eighth inning to make the score 1-0. Brandon Backe battled through seven scoreless frames, but Brad Lidge took the loss, falling to 0-2 in the World Series.

Roger Clemens had to exit Game 1 in the second inning with a left hamstring strain as the Astros lost 5-3. Mike Lamb homered and Lance Berkman tied the game early with a two-run double, but Joe Crede put the Sox ahead for good with a home run in the fourth. Jose Contreras nailed down the win for Chicago and Bobby Jenks earned his first save of the series.

Game 2 was decided in the bottom of the ninth inning on a Scott Podsednik home run. With the game tied at six and the Astros two outs away from forcing extra innings, Podsednik hit a home run off Lidge, giving the White Sox a 2-0 lead in the series. Morgan Ensberg homered in the second and Berkman drove in two runs to stake the Astros to a 4-2 advantage, but Houston lost its lead on Paul Konerko's seventh-inning grand slam.

After five hours and 41 minutes and 14 innings, the Astros lost the longest game (time; tied in terms of innings) in World Series history by a score of 7-5. The Astros spotted Roy Oswalt four runs in the first three innings, but Oswalt was unable to hold the lead as the White Sox rallied for five runs in the fifth. Jason Lane hit a home run and drove in two, including the tying run off Dustin Hermanson in the eighth. Chad Qualls tossed three innings of scoreless relief before Ezequiel Astacio allowed Geoff Blum's game-winning homer in the 14th. The Astros pitching staff had gone eight consecutive innings without allowing a run.

GAME 1

SATURDAY, OCTOBER 22
CHICAGO 5, HOUSTON 3

Astros	AB	R	H	BI	BB	K	AVG.					
Craig Biggio, 2b	4	1	1	0	0	0	.250					
Willy Taveras, cf	3	0	2	0	0	0	.667					
Lance Berkman, 1b	4	0	2	2	0	1	.500					
Chris Burke, pr-ff	0	0	0	0	0	0	—					
Morgan Ensberg, 3b	4	0	0	0	0	1	.000					
Mike Lamb, 1b	4	1	1	1	0	2	.250					
Jeff Bagwell, dh	2	0	0	0	0	1	.000					
Jason Lane, rf	4	0	0	0	0	1	.000					
Brad Ausmus, c	3	0	1	0	0	0	.333					
Adam Everett, ss	4	1	0	0	0	1	.000					
TOTALS	32	3	7	3	0	7	—					
White Sox	AB	R	H	BI	BB	K	AVG.					
Scott Podsednik, lf	5	0	2	1	0	1	.400					
Tadahito Iguchi, 2b	5	0	0	0	0	1	.000					
Jermaine Dye, rf	2	1	1	2	0	0	.500					
Paul Konerko, 1b	4	0	2	0	0	0	.500					
Carl Everett, dh	3	1	1	0	0	1	.333					
Aaron Rowand, cf	3	0	1	0	1	1	.333					
AJ Pierzynski, c	4	2	1	1	0	0	.250					
Joe Crede, 3b	4	1	1	1	0	0	.250					
Juan Uribe, ss	2	0	1	1	2	0	.500					
TOTALS	32	5	10	5	4	4	—					
	1	2	3	4	5	6	7	8	9	R	H	E
Astros	0	1	2	0	0	0	0	0	0	3	7	1
White Sox	1	2	0	1	0	0	0	1	x	5	10	0

E - A. Everett (1). DP - Astros 2, White Sox 1. LOB - Astros 6, White Sox 9. Scoring Position - Astros (2-1), White Sox (2-10). 2B - Berkman (1), Taveras 2 (2), Uribe (1). 3B - Podsednik (1). HR - Lamb (1), Dye (1), Crede (1). S - Taveras. C. Everett. GDP - Lane, Iguchi, Pierzynski. SB - Burke (1), Podsednik (1), Pierzynski (1).

Astros	IP	H	R	ER	BB	K	ERA
Roger Clemens	2.0	4	3	3	0	1	13.50
Wandy Rodriguez (L-D-1)	3.1	4	1	1	5	1	2.70
Chad Qualls	1.2	0	0	0	2	0	0.00
Russ Springer	1.0	2	1	1	0	0	9.00

White Sox	IP	H	R	ER	BB	K	ERA
Jose Contreras (W, 1-0)	7.0	6	3	3	0	2	3.86
Neal Cotts	0.2	1	0	0	0	2	0.00
Bobby Jenks (S, 1)	1.1	0	0	0	0	3	0.00

HBP - Bagwell (by Contreras), Ausmus (by Contreras), IBB - Rowand (by Rodriguez). Time - 3:13. Attendance - 41,206. Umpires - HP West, 1B Nelson, 2B Layne, 3B Cousins, LF Cederstrom, RF Hernandez.

GAME 2

SUNDAY, OCTOBER 23
CHICAGO 7, HOUSTON 6

Astros	AB	R	H	BI	BB	K	AVG.					
Craig Biggio, 2b	4	0	0	0	0	1	.125					
Eric Bruntlett, 2b	0	0	0	0	0	0	—					
Mike Lamb, pr-1b	1	0	0	0	0	0	.200					
Willy Taveras, cf	4	2	2	0	0	0	.571					
Lance Berkman, 1b-ff	3	0	1	3	0	2	.429					
Morgan Ensberg, 3b	4	1	1	1	0	1	1.25					
Jeff Bagwell, dh	4	1	1	0	0	0	.167					
Jason Lane, rf	4	0	1	0	0	2	.125					
Chris Burke (f-2b)	3	1	0	0	1	0	.000					
Brad Ausmus, c	4	1	2	0	0	0	.429					
Adam Everett, ss	3	0	0	0	2	0	.000					
Jose Vizcaino, ph-ss	1	0	1	2	0	0	1.000					
TOTALS	35	6	9	6	1	8	—					
White Sox	AB	R	H	BI	BB	K	AVG.					
Scott Podsednik, lf	5	1	1	1	0	1	.300					
Tadahito Iguchi, 2b	3	1	1	0	1	1	.125					
Jermaine Dye, rf	3	1	1	0	0	0	.400					
Paul Konerko, 1b	4	1	1	4	0	1	.375					
Carl Everett, dh	4	0	2	0	0	1	.429					
Aaron Rowand, cf	4	1	2	0	0	0	.429					
AJ Pierzynski, c	4	1	1	0	1	1	.250					
Joe Crede, 3b	4	0	1	0	0	0	.250					
Juan Uribe, ss	4	1	2	1	0	0	.500					
TOTALS	35	7	12	7	1	5	—					
	1	2	3	4	5	6	7	8	9	R	H	E
Astros	0	1	1	0	2	0	0	0	2	6	9	0
White Sox	0	2	0	0	0	0	4	0	1	7	12	0

LOB - Astros 4, White Sox 5. Scoring Position - Astros (4-10), White Sox (2-10). 2B - Ausmus (1), Berkman (2), Uribe 2 (3), Rowand (1). 3B - Taveras (1). HR - Ensberg (1), Konerko (1), Podsednik (1). SF - Berkman. SB - Lane (1), Uribe (1). CS - C. Everett (1).

Astros	IP	H	R	ER	BB	K	ERA
Andy Pettitte	6.0	8	2	2	0	4	3.00
Dan Wheeler	0.2	1	3	3	1	1	40.50
Chad Qualls (BS, 1)	0.2	2	1	1	0	0	3.86
Mike Gallo	0.2	0	0	0	0	0	0.00
Brad Lidge (L, 0-1)	0.1	1	1	1	0	0	27.00

White Sox	IP	H	R	ER	BB	K	ERA
Mark Buehrle	7.0	7	4	4	0	6	5.14
Cliff Politte	1.0	0	0	0	0	1	0.00
Bobby Jenks (BS, 1)	0.2	2	2	2	1	1	9.00
Neal Cotts (W, 1-0)	0.1	0	0	0	0	0	0.00

HBP - Dye (by Wheeler). Time - 3:11. Attendance - 41,432. Umpires - HP Nelson, 1B Layne, 2B Cousins, 3B Cederstrom, LF Hernandez, RF West.

HISTORY & RECORDS

2005 WORLD SERIES

GAME 3

TUESDAY, OCTOBER 25
CHICAGO 7, HOUSTON 5 (14)

White Sox	AB	R	H	BI	BB	K	AVG.
Scott Podsednik, lf	8	1	2	0	0	2	.278
Tadahito Iguchi, 2b	7	1	2	1	0	1	.200
Damaso Marte, p	0	0	0	0	0	0	--
Mark Buehrle, p	0	0	0	0	0	0	--
Jermaine Dye, rf	7	1	2	1	0	1	.333
Paul Konerko, 1b	4	0	1	0	2	0	.333
AJ Pierzynski, c	3	0	1	2	2	0	.273
Orlando Hernandez, p	0	0	0	0	0	0	--
Luis Vizcaino, p	0	0	0	0	0	0	--
Timo Lincecum, ph	1	0	0	0	0	0	.000
Bobby Jenks, p	0	0	0	0	0	0	--
Geoff Blum, 2b	1	1	1	1	0	0	1.000
Aaron Rowand, cf	6	1	1	0	1	3	.308
Joe Crede, 3b	5	1	2	1	0	0	.308
Juan Uribe, ss	6	1	1	0	1	1	.333
Jon Garland, p	3	0	0	0	0	2	.000
Carl Everett, ph	1	0	1	0	0	0	.500
Willie Harris, pr	0	0	0	0	0	0	--
Cliff Politte, p	0	0	0	0	0	0	--
Neal Cotts, p	0	0	0	0	0	0	--
Dustin Hermanson, p	0	0	0	0	0	0	--
Chris Wicker, c	1	0	0	0	2	1	.000
TOTALS	53	7	14	7	9	11	---
Astros	AB	R	H	BI	BB	K	AVG.
Craig Biggio, 2b	6	2	2	1	1	3	.214
Ezequiel Astacio, p	0	0	0	0	0	0	--
Wandy Rodriguez, p	0	0	0	0	0	0	--
Willy Taveras, cf	6	0	0	0	0	3	.308
Lance Berkman, lf-1b	5	0	2	1	2	1	.417
Morgan Ensberg, 3b	6	1	1	1	3	1	.143
Mike Lamb, 1b	3	0	0	0	1	1	.125
Eric Bruntlett, pr-1f	0	0	0	0	0	0	--
Brad Lidge, p	0	0	0	0	0	0	--
Orlando Palmeiro, ph-1f	1	0	0	0	2	0	.000
Jason Lane, rf	6	1	2	1	0	2	.214
Brad Ausmus, c	6	0	0	0	1	2	.231
Adam Everett, ss	5	1	1	0	1	1	.083
Roy Oswalt, p	3	0	0	0	0	0	.000
Russ Springer	0	0	0	0	0	0	--
Jeff Bagwell, ph	1	0	0	0	0	0	.143
Dan Wheeler, p	0	0	0	0	0	0	--
Mike Gallo, p	0	0	0	0	0	0	--
Chris Burke, lf	1	0	0	0	1	0	.000
Chad Qualls, p	0	0	0	0	0	0	--
Jose Vizcaino, ph-2b	0	0	0	0	1	0	1.000
TOTALS	47	5	8	5	12	14	---

White Sox	1	2	3	4	5	6	7	8	9	10	11	12	13	14	R	H	E
White Sox	0	0	0	0	5	0	0	0	0	0	0	0	2	7	14	3	
Astros	1	0	2	1	0	0	0	1	0	0	0	0	0	5	8	1	

E - Ensberg, Uribe 2, Hernandez. DP - Astros 4, White Sox 2 - LOB - Astros 35, White Sox 15
Scoring Position - Astros (4-16); White Sox (3-14) 2B - Biggio (1), Lane (1); Konerko (1), Pierzynski (1); HR - Lane (1), Crede (2), Blum (1).
S - Oswalt, A. Everett. GDP - Ensberg, Ausmus, Dye, Podsednik, Konerko. SB - Burke (1), Podsednik (2), Harris (1). CS - A. Everett (1).

White Sox	IP	H	R	ER	BB	K	ERA
Jon Garland	7.0	7	4	2	2	4	2.57
Cliff Politte	0.2	0	1	1	1	1	5.40
Neal Cotts	0.0	0	0	0	1	0	0.00
D. Hermanson (BS, 1)	0.1	1	0	0	0	1	0.00
Orlando Hernandez	1.0	0	0	0	4	2	0.00
Luis Vizcaino	1.0	0	0	0	1	0	0.00
Bobby Jenks	2.0	0	0	0	1	3	4.50
Damaso Marte (W, 1-0)	1.2	0	0	0	2	1	0.00
Mark Buehrle (S, 1)	0.1	0	0	0	0	0	4.95

Astros	IP	H	R	ER	BB	K	ERA
Roy Oswalt	6.0	8	5	5	5	3	7.50
Russ Springer	1.0	0	0	0	0	1	4.50
Dan Wheeler	1.1	1	0	0	0	0	13.50
Mike Gallo	0.2	0	0	0	0	0	0.00
Brad Lidge	1.1	0	0	0	0	3	5.40
Chad Qualls	3.0	1	0	0	2	3	1.69
Ezequiel Astacio (L, 0-1)	0.2	4	2	2	2	0	27.00
Wandy Rodriguez	0.1	0	0	0	0	1	2.45

HBP - Crede (by Oswalt), Konerko (by Wheeler), Taveras (by Jenks). IBB - Konerko (by Qualls), Berkman (by Hernandez). Time - 5:41. Attendance - 42,848. Umpires - HP Layne, 1B Cousins, 2B Cederstrom, 3B Hernandez, LF West, RF Nelson.

GAME 4

WEDNESDAY, OCTOBER 26
CHICAGO 1, HOUSTON 0

White Sox	AB	R	H	BI	BB	K	AVG.
Scott Podsednik, lf	3	0	1	0	0	0	.286
Tadahito Iguchi, 2b	3	0	0	0	0	0	.167
Carl Everett, ph	1	0	0	0	0	0	.444
Cliff Politte, p	0	0	0	0	0	0	--
Neal Cotts, p	0	0	0	0	0	0	--
Bobby Jenks, p	0	0	0	0	0	0	--
Jermaine Dye, rf	4	0	3	1	0	1	.438
Paul Konerko, 1b	4	0	0	0	2	.250	
AJ Pierzynski, c	4	0	1	0	1	1	.287
Aaron Rowand, cf	4	0	1	0	0	2	.294
Joe Crede, 3b	4	0	1	0	2	.294	
Juan Uribe, ss	4	0	0	0	2	.250	
Freddy Garcia, p	2	0	0	0	0	0	.000
Willie Harris, ph-2b	1	1	1	0	0	0	1.000
TOTALS	34	1	8	1	0	10	---

Astros	AB	R	H	BI	BB	K	AVG.
Craig Biggio, 2b	4	0	1	0	0	0	.222
Willy Taveras, cf	2	0	1	0	0	0	.333
Lance Berkman, lf	1	0	0	0	3	1	.385
Morgan Ensberg, 3b	4	0	0	0	2	.111	
Mike Lamb, 1b	2	0	1	0	1	.200	
Jose Vizcaino, ph-1b	1	0	0	0	0	.500	
Jason Lane, rf	4	0	1	0	2	.222	
Brad Ausmus, c	3	0	1	0	1	.250	
Adam Everett, ss	3	0	0	0	0	.067	
Chris Burke, ph	1	0	0	0	0	.000	
Brandon Backe, p	2	0	0	0	1	.000	
Jeff Bagwell, ph	1	0	0	0	0	.125	
Brad Lidge, p	0	0	0	0	0	--	
Orlando Palmeiro, ph	1	0	0	0	0	.000	
TOTALS	29	0	5	0	4	7	---

White Sox	1	2	3	4	5	6	7	8	9	R	H	E
White Sox	0	0	0	0	0	0	1	0	1	8	0	0
Astros	0	0	0	0	0	0	0	0	0	5	0	0

DP - Astros 0, White Sox 1. LOB - Astros 9, White Sox 7. Scoring Position - Astros (0-11), White Sox (1-8). 2B - Lamb (1), Dye (1), Crede (1), Pierzynski (1). 3B - Podsednik (2). S - Taveras, Ausmus, Podsednik. GDP - A. Everett. SB - Berkman (1), Taveras (1).


White Sox	IP	H	R	ER	BB	K	ERA
Freddy Garcia (W, 1-0)	7.0	4	0	0	3	7	0.00
Cliff Politte	0.2	0	0	0	1	0	3.86
Neal Cotts	0.1	0	0	0	0	0	0.00
Bobby Jenks (S, 2)	1.0	1	0	0	0	0	3.60

Astros	IP	H	R	ER	BB	K	ERA
Brandon Backe	7.0	5	0	0	0	7	0.00
Brad Lidge (L, 0-2)	2.0	3	1	1	0	3	4.91

IBB - Lamb (by Garcia), Berkman (by Politte).

Time - 3:20. Attendance - 42,936. Umpires - HP Cousins, 1B Cederstrom, 2B Hernandez, 3B West, LF Nelson, RF Layne.


HISTORY & RECORDS



2005 WORLD SERIES COMPOSITE STATISTICS

PLAYER	G	AB	R	H	2B	3B	HR	RBI	BB	SO	SB	CS	AVG	SLG	OBP
Jose Vizcaino	3	2	0	1	0	0	0	2	1	0	0	0	.500	.500	.667
Lance Berkman	4	13	0	5	2	0	0	6	5	5	1	0	.385	.538	.526
Willy Taveras	4	15	2	5	2	1	0	0	3	1	0	0	.333	.600	.412
Brad Ausmus	4	16	1	4	1	0	0	0	1	3	0	0	.250	.313	.333
Craig Biggio	4	18	3	4	1	0	0	1	1	4	0	0	.222	.278	.263
Jason Lane	4	18	1	4	1	0	1	2	1	5	1	0	.222	.444	.263
Mike Lamb	4	10	1	2	1	0	1	1	2	3	0	0	.200	.600	.333
Jeff Bagwell	4	8	1	1	0	0	0	0	0	1	0	0	.125	.125	.300
Morgan Ensberg	4	18	2	2	0	0	1	2	1	7	0	0	.111	.278	.158
Adam Everett	4	15	2	1	0	0	0	0	1	4	0	1	.067	.067	.125
Eric Bruntlett	2	0	0	0	0	0	0	0	0	0	0	0	.000	.000	.000
Chris Burke	4	5	1	0	0	0	0	0	2	0	2	0	.000	.000	.286
Raul Chavez	0	0	0	0	0	0	0	0	0	0	0	0	.000	.000	.000
Orlando Palmeiro	2	2	0	0	0	0	0	0	2	0	0	0	.000	.000	.500
Luke Scott	0	0	0	0	0	0	0	0	0	0	0	0	.000	.000	.000
Brandon Backe	1	2	0	0	0	0	0	0	0	1	0	0	.000	.000	.000
Roy Oswalt	1	1	0	0	0	0	0	0	0	0	0	0	.000	.000	.000
HOUSTON	4	143	14	29	8	1	3	14	17	36	5	1	.203	.336	.307
OPPONENTS	4	154	20	44	9	2	6	20	15	30	5	1	.286	.487	.360

PITCHER	W	L	ERA	G	GS	CG	SV	IP	H	R	ER	BB	SO
Ezequiel Astacio	0	1	27.00	1	0	0	0	0.2	4	2	2	2	0
Brandon Backe	0	0	0.00	1	1	0	0	7.0	5	0	0	0	7
Roger Clemens	0	0	13.50	1	1	0	0	2.0	4	3	3	0	1
Mike Gallo	0	0	0.00	2	0	0	0	1.0	0	0	0	0	0
Brad Lidge	0	2	4.91	3	0	0	0	3.2	4	2	2	0	6
Roy Oswalt	0	0	7.50	1	1	0	0	6.0	8	5	5	5	3
Andy Pettitte	0	0	3.00	1	1	0	0	6.0	8	2	2	0	4
Chad Qualls	0	0	1.69	3	0	0	0	5.1	3	1	1	2	5
Wandy Rodriguez	0	1	2.45	2	0	0	0	3.2	4	1	1	5	2
Russ Springer	0	0	4.50	2	0	0	0	2.0	2	1	1	0	1
Dan Wheeler	0	0	13.50	2	0	0	0	2.0	2	3	3	1	1
HOUSTON	0	4	4.58	4	4	0	0	39.1	44	20	20	15	30
OPPONENTS	4	0	2.63	4	4	0	3	41.0	29	14	12	17	36



HISTORY & RECORDS

INDIVIDUAL BATTING RECORDS - CAREER POSTSEASON

Most Years	6, Jeff Bagwell and Craig Biggio, 1997-98-99-2001-04-05
Most Games	40, Jeff Bagwell and Craig Biggio, 1997-98-99-2001-04-05
Most Consecutive Games	40, Jeff Bagwell and Craig Biggio, 1997-98-99-01-04-05
Highest Batting Average (25 PA)	.435, Carlos Beltran, 2004 (m.n. 25 PA)
Highest On-Base Pct. (25 PA)	.536, Carlos Beltran, 2004 (m.n. 25 PA)
Highest Slugging Pct. (25 PA)	1.022, Carlos Beltran, 1.022 (m.n. 25 PA)
Most At-Bats	167, Craig Biggio, 1997-98-99-01-04-05
Most Runs Scored	23, Craig Biggio, 2005
Most Hits	39, Craig Biggio, 1997-98-99-01-04-05
Most Singles	28, Craig Biggio, 1997-98-99-01-04-05
Most Doubles	9, Craig Biggio, 2005
Most Triples	1 (6x)
Most Home Runs	8, Carlos Beltran, 2004
Most Home Runs, Home	4, Lance Berkman, 2001-04-05
at Astrodome	1, by seven players
at Minute Maid Park	4, Lance Berkman, 2001-04-05
Most Home Runs, Road	5, Carlos Beltran, 2004
Most HR, Right-handed hitter	4, Jason Lane, 2004-05
Most HR, Left-handed hitter	5, Mike Lamb, 2004-05
Most HR, Switch-hitter	8, Carlos Beltran, 2004
Most Grand Slam Home Runs	1, Lance Berkman, 2005
Most Extra-Base Hits	14, Lance Berkman, 2004-05
Most Total Bases	60, Lance Berkman, 2004-05
Most Runs Batted In	26, Lance Berkman, 2004-05
Most Walks	20, Lance Berkman, 2004-05
Most Intentional Walks	5, Lance Berkman, 2004-05
Most Strikeouts	30, Craig Biggio, 2004-05
Most Sacrifice Hits	4, Andy Pettitte and Willy Taveras, 2005
Most Sacrifice Flies	2, Lance Berkman, 2004-05
Most Hit by Pitch	4, Jeff Bagwell, 1997-98-99-01-04-05
Most Ground into Double Play	5, Brad Ausmus, 1997-98-01-04 and Morgan Ensberg, 2004-05
Most Stolen Bases	6, Carlos Beltran, 2004
Most Caught Stealing	3, Kevin Bass, 1986

INDIVIDUAL BATTING RECORDS - SINGLE POSTSEASON

Most Games	14, by seven players, 2005
Most At-Bats	61, Craig Biggio, 2005
Most Runs Scored	21, Carlos Beltran, 2004
Most Hits	20, Carlos Beltran, 2004
Most Doubles	5 (3x), Jeff Kent, 2004; Lance Berkman, 2005; Craig Biggio, 2005
Most Triples	1, by eight players
Most Home Runs	8, Carlos Beltran, 2004
Most RBI	14 (2x), Carlos Beltran, 2004 and Lance Berkman, 2005
Most Walks	12, Lance Berkman, 2005
Most Intentional Walks	4, Jose Cruz, 1986
Most Strikeouts	13, Brad Ausmus, 2005
Highest Batting Avg.	.435, Carlos Beltran, 2004 (m.n. 35 PA)
Highest Slugging Pct.	1.022, Carlos Beltran, 2004 (m.n. 35 PA)
Highest On-Base Pct.	.536, Carlos Beltran, 2004 (m.n. 35 PA)
Most Plate Appearances	69, Craig Biggio, 2005
Most Hit by Pitch	2, by six players
Most Ground into Double Play	3 (3x), Cesar Cedeno, 1980; Brad Ausmus, 2005; Morgan Ensberg, 2005
Most Total Bases	47, Carlos Beltran, 2004
Most Extra-Base Hits	11, Carlos Beltran, 2004
Most Times on Base	30, Carlos Beltran, 2004
Most Multi-Hit Games	10, Craig Biggio, 2005

HISTORY & RECORDS



INDIVIDUAL BATTING RECORDS - SINGLE NLDS/LCS

Category	Division Series	LCS
Most Games	5, by 15 players	7, by nine players
Most At-Bats	22, by four players	32, Craig Biggio, 2004
Most Runs	9, Carlos Beltran, 2004	12, Carlos Beltran, 2004
Most Hits	10, Carlos Beltran, 2004	10, Carlos Beltran, 2004, Terry Puhl, 1980
Most Doubles	4, Craig Biggio, 2005	2, by seven players
Most Triples	none	1, by seven players
Most Home Runs	4, Carlos Beltran, 2004	4, Carlos Beltran, 2004
Most RBI	9, Carlos Beltran, 2004	9, Lance Berkman, 2004
Most Walks	5, Jeff Bagwell, 1999 and 2001	8, Carlos Beltran, 2004, Jose Cruz, 1980
Most Intentional Walks	2, Jeff Bagwell, 1999/Mike Lamb, 2005	4, Jose Cruz, 1980
Most Strikeouts	8, Carl Everett, 1999	8, Brad Ausmus, 2004; Jose Cruz, 1986
Highest Batting Avg.	.471, Ken Caminiti, 1999	.526, Terry Puhl, 1980
Highest Slugging Pct.	1.091, Carlos Beltran, 2004	.958, Carlos Beltran, 2004
Highest On-Base Pct.	.526, Ken Caminiti, 1999	.609, Jose Cruz, 1980
Most Plate Appearances	25, Jeff Bagwell/Lance Berkman, 2004	32, Carlos Beltran/Craig Biggio, 2004
Most Hit by Pitch	2, Craig Biggio, 1998	2, Morgan Ensberg/Jeff Kent, 2004
Most Ground into Double Play	2, by four players	3, Cesar Cedeño, 1980
Most Total Bases	24, Carlos Beltran, 2004	23, Carlos Beltran, 2004
Most Extra-Base Hits	6, Carlos Beltran, 2004	5, by three players
Most Times on Base	12, Lance Berkman/Carlos Beltran, 2004	18, Carlos Beltran, 2004

INDIVIDUAL BATTING RECORDS - SINGLE WORLD SERIES

Category	World Series
Most Games	4, by 10 players, 2005
Most At-Bats	18, Craig Biggio/Morgan Ensberg/Jason Lane, 2005
Most Runs	3, Craig Biggio, 2005
Most Hits	5, Lance Berkman and Willy Taveras, 2005
Most Doubles	2, Lance Berkman and Willy Taveras, 2005
Most Triples	1, Willy Taveras, 2005
Most Home Runs	1, by three players, 2005
Most RBI	6, Lance Berkman, 2005
Most Walks	5, Lance Berkman, 2005
Most Intentional Walks	2, Lance Berkman, 2005
Most Strikeouts	7, Morgan Ensberg, 2005
Highest Batting Avg.	.385, Lance Berkman, 2005
Highest Slugging Pct.	.500, Mike Lamb, 2005
Highest On-Base Pct.	.526, Lance Berkman, 2005
Most Plate Appearances	19, by six players
Most Hit by Pitch	2, Jeff Bagwell and Willy Taveras, 2005
Most Ground into Double Play	2, by four players
Most Total Bases	9, Willy Taveras, 2005
Most Extra-Base Hits	3, Willy Taveras, 2005
Most Times on Base	10, Lance Berkman, 2005

HISTORY & RECORDS

INDIVIDUAL PITCHING RECORDS - CAREER POSTSEASON

Most Years	4, Shane Reynolds/Billy Wagner
Most Games	17, Brad Lidge, 2004-05
Most Starts	7, Roger Clemens, 2004-05 and Roy Oswalt, 2004-05
Most Complete Games	2, Mike Scott, 1986
Lowest Earned Run Average	0.00, Joe Niekro, 1980-81 (0ER/18IP) (min. 10 innings)
Most Wins	4, Roger Clemens, 2004-05 and Roy Oswalt, 2004-05
Most Losses	3, Dan Miceli, 2004, Shane Reynolds, 1997 98-99-01, Brad Lidge, 2004-05
Most Saves	6, Brad Lidge, 2004-05
Most Shutouts	1, Mike Scott, 1986
Most Innings Pitched, Starter	46.2, Roy Oswalt, 2004-05
Most Innings Pitched, Reliever	25.0, Brad Lidge, 2004-05
Most Hits Allowed	48, Roy Oswalt, 2004-05
Most Runs Allowed	21, Roger Clemens, 2004-05
Most Earned Runs Allowed	20, Roger Clemens, 2004-05
Most Home Runs Allowed	6, Roger Clemens, 2004-05
Most Grand Slams Allowed	1, Chad Qualls, 2005
Most Walks	19, Roy Oswalt, 2004-05
Most Strikeouts	
Right-Handed Starter	45, Nolan Ryan, 1980-81-86
Left-Handed Starter	17, Randy Johnson, 1998
Relieve	38, Brad Lidge, 2004-05
Quality Starts	4, Nolan Ryan, 1980-86 and Roy Oswalt, 2004-05
Most Save Chances	8, Brad Lidge, 2004-05
Most Games Finished	12, Brad Lidge, 2004-05

INDIVIDUAL PITCHING RECORDS - SINGLE POSTSEASON

Most Games	10, Brad Lidge, 2005
Most Starts	4, Roger Clemens, 2004; Roy Oswalt, 2005; Brandon Backe, 2005
Most Complete Games	2, Mike Scott, 1986
Lowest ERA (min. 10 innings)	0.00, Joe Niekro, 1980 (0ER/10IP)
Most Wins	3, Roy Oswalt, 2005
Most Losses	3, Dan Miceli, 2004 and Brad Lidge, 2005
Most Saves	3, Brad Lidge, 2004 and 2005
Most Wins without a Loss	3, Roy Oswalt, 2005
Most Shutouts	1, Mike Scott, 1986
Most Innings Pitched	27.1, Roy Oswalt, 2005
Most Hits	27, Andy Pettitte, 2005
Most Runs Allowed	12, Andy Pettitte, 2005
Most Earned Runs Allowed	12, Andy Pettitte, 2005
Most Home Runs Allowed	4, Roger Clemens, 2004, Dan Miceli, 2004
Most Walks	11, Roy Oswalt, 2005
Most Strikeouts	22, Roy Oswalt, 2005
Most Quality Starts	3, Roy Oswalt and Andy Pettitte, 2005
Most Save Chances	4, Brad Lidge, 2004 and 2005

TEAM BATTING RECORDS - POSTSEASON

Category	Single Postseason	NLDS	NLCS	WS
Highest Batting Average	269, 2004	322, 2004	278, 2005	203, 2005
Highest Slugging Percentage	504, 2004	572, 2004	451, 2004	336, 2005
Highest On-Base Percentage	348, 2004	390, 2004	346, 1980	307, 2005
Most At-Bats	496, 2005	180, 2004	233, 2004	143, 2005
Most Runs Scored	67, 2004	36, 2004	31, 2004	14, 2005
Most Hits	125, 2005	58, 2004	55, 2005	29, 2005
Most Doubles	27, 2005	12, 2004	10, 2004	8, 2005
Most Triples	5, 1980	None	5, 1980	1, 2005
Most Home Runs	25, 2004	11, 2004	14, 2004	3, 2005
Most Runs Batted In	66, 2004	36, 2004	30, 2004	14, 2005
Most Walks	51, 2005	21, 2004	31, 1980	17, 2005
Most Strikeouts	99, 2005	49, 1998	42, 2004	36, 2005
Most Extra-Base Hits	47, 2004	23, 2004	24, 2004	12, 2005
Most Total Bases	208, 2004	103, 2004	105, 2004	48, 2005
Most Stolen Bases	9, 2004	4, 1981	8, 1986	5, 2005
Most Caught Stealing	6, 2004	3, 1981	4, 2004	1, 2005

HISTORY & RECORDS



TEAM PITCHING RECORDS - POSTSEASON

Category	Single Postseason	NLDS	NLCS	WS
Most Wins	7, 2005	3, 2004/2005	4, 2005	0, 2005
Most Losses	7, 2005	3, 5 times	4, 1986/2004	4, 2005
Most Innings Pitched	136, 2005	46.2, 2004	62.2, 1986	39.1, 2005
Most Hits Allowed	124, 2005	48, 2004	60, 2004	44, 2005
Most Runs Allowed	57, 2005	21, 2004	34, 2004	20, 2005
Most Earned Runs Allowed	57, 2005	20, 2004	34, 2004	20, 2005
Most Walks	52, 2005	21, 2005	17, 2004	15, 2005
Most Intentional Walks	6, 1980/1986	4, 1981/1999	6, 1980/1986	2, 2005
Most Strikeouts	108, 2005	45, 2004	57, 1986	30, 2005
Lowest Earned Run Average	2.45, 1981	2.45, 1981	2.72, 2005	4.58, 2005
Lowest Opponent Batting Average	189, 1986	198, 1981	189, 1986	286, 2005
Most Shutouts	1, 4 times	1, 1981	1, 1980, 1986/2004	0, 2005
Most Complete Games	2, 1981/1986	2, 1981	2, 1986	0, 2005
Most Saves	3, 2004, 2005	1, 2004	3, 2005	0, 2005
Most Save Chances	5, 2004, 2005	3, 2004	4, 1980/2005	1, 2005
Most Blown Saves	3, 1980/86	2, 2004	3, 1980, 1986	1, 2005
Most Quality Starts	8, 2005	4, 1991/98	5, 1980	2, 2005

SINGLE-GAME TEAM BATTING RECORDS - POSTSEASON

Most At-Bats (9 Innings)	39, 2004 NLDS Game 1/2004 NLDS Game 5
Most At-Bats (extra innings)	58, 2005 NLDS Game 4
Most Runs	12, 2004 NLDS Game 5
Most Runs, Both Teams	17, 2004 NLCS Game 1 (STL 10, Houston 7)
Most Hits	17, 2004 NLDS Game 5
Most Singles (9 Innings)	11, 1999 NLDS Game 1
Most Singles (extra Innings)	11, 1980 NLCS Game 3 (10 Inn.)
Most Doubles	7, 2005 NLDS Game 4
Most Triples	2, 1980 NLCS Game 3 (11 Inn.) and 2005 NLCS Game 2
Most Home Runs	4, 2004 NLDS Game 1/2004 NLCS Game 1
Most Home Runs, Home	4, 2004 NLDS Game 1
Most Home Runs, Road	4, 2004 NLCS Game 1
Most Home Runs, Both Teams	6, 2004 NLCS Game 2 (STL 4, Houston 2)
Most Extra-Base Hits	8, 2005 NLDS Game 3
Most Total Bases	27, 2004 NLDS Game 1
Most Runs Batted In	12, 2004 NLDS Game 5
Most Walks	12, 2005 WS Game 3
Most Strikeouts	17, 1998 NLDS Game 1
Most Stolen Bases	3 (3x), 1980 NLCS Game 4 (10 Inn.)/1986 NLCS Game 3/2004 NLCS Game 6
Most Caught Stealing	2, 1986 NLCS Game 6 (16 Inn.)/2004 NLCS Game 3

SINGLE-GAME TEAM PITCHING RECORDS - POSTSEASON

Most Pitchers Used	8, 2005 NLDS Game 4/2005 WS Game 3
Most Pitchers Used, Both Teams	17, 2005 WS Game 3 (Houston 8, White Sox 9)
Most Hits Allowed	15, 1999 NLDS Game 2 and 2004 NLCS Game 6
Fewest Hits Allowed	1, 2004 NLCS Game 5
Most Runs Allowed	13, 1997 NLDS Game 2
Fewest Runs Allowed	0 (4x), 1980 NLCS Game 3 (10 Inn.)/1981 NLCS Game 2 (11 Inn.)/ 1986 NLCS Game 1/2004 NLCS Game 5
Most Runs Allowed, Inning	6, 2004 NLCS Game 1 (6th Inning)
Most Earned Runs Allowed	10, 2004 NLDS Game 1
Fewest Earned Runs Allowed	0 (4x), 1980 NLCS Game 3 (10 Inn.)/1981 NLCS Game 2 (11 Inn.)/ 1986 NLCS Game 1/2004 NLCS Game 5
Most Home Runs Allowed	4, 2004 NLCS Game 2
Most Walks Allowed	11, 2005 NLDS Game 4 (18 Inn.)
Most Strikeouts (9 Inn.)	14, 1986 NLCS Game 1
Most Strikeouts (ex. Inn.)	18, 1999 NLDS Game 3

HISTORY & RECORDS

HISTORY & RECORDS

TEAM GENERAL PLAYOFF WON-LOST RECORDS - POSTSEASON

Highest Won-Lost Percentage, Series667, 2005 NLCS (4-2)
Lowest Won-Lost Percentage, Series000 (3x), 1997 NLDS (0-3)/2001 NLDS (0-3)/2005 WS (0-4)
Most Wins, Series	4, 2005 NLCS
Most Wins, Series, Home	3, 2004 NLCS
Most Wins, Series, Road	2, 2004 NLDS
Fewest Wins, Series	0 (3x), 1997 NLDS/2001 NLDS/2005 WS
Fewest Wins, Series, Home	0 (4x), 1997 NLDS/1999 NLDS/2001 NLDS/2005 WS
Fewest Wins, Series, Road	0 (6x), 1981 NLDS/1997 NLCS/1998 NLDS/2001 NLDS/2004 NLCS/2005 WS
Most Consecutive Wins, Series	3 (2x), 2004 NLCS (Games 3-5)/2005 NLCS (Games 2-4)
Most Consecutive Wins, Home	4, 2005 NLDS Games 3-4 through 2005 NLCS Games 3-4
Most Consecutive Wins, Road	2, 2005 NLCS Games 2-6
Most Losses, Series	4 (3x), 1986 NLCS/2004 NLCS/2005 WS
Most Losses, Series, Home	2 (5x), 1980 NLCS/1986 NLCS/1999 NLDS/2001 NLDS/2005 WS
Most Losses, Series, Road	4, 2004 NLCS
Fewest Losses, Series, Home	0 (3x), 1981 NLDS/2004 NLCS/2005 NLCS
Fewest Losses, Series, Road	1 (5x), 1999 NLDS/2001 NLDS/2004 NLDS/2005 NLDS/2005 NLCS

ASTROS FRANCHISE POSTSEASON GAME-BY-GAME

1980 NLDS (2-3)

Date	Gm	Opp.	W/L	Score	Astros POR	Opp. POR	Save	Atten.	Time	D/N
10/7	1	@PHI	L	1-3	FORSCH	Carlton	McGraw	65,277	2:35	N
10/8	2	@PHI	W	7-4 (10)	LaCorte	Reed	Andujar	65,476	3:34	N
10/10	3	PHI	W	1-0 (11)	Smith	McGraw	—	44,443	3:22	D
10/11	4	PHI	L	3-5 (10)	Sambito	Brusstar	McGraw	44,952	3:55	D
10/12	5	PHI	L	7-8 (10)	LaCorte	Ruthven	—	44,802	3:38	N

1981 NLDS (2-3)

Date	Gm	Opp.	W/L	Score	Astros POR	Opp. POR	Save	Atten.	Time	D/N
10/6	1	LA	W	3-1	RYAN	Stewart	—	44,836	2:22	N
10/7	2	LA	W (11)	1-0	Sambito	Stewart	—	42,398	3:39	D
10/9	3	@LA	L	1-6	Knepper	Hooton	—	46,820	2:35	D
10/10	4	@LA	L	1-2	RUHLE	VALENZUELA	—	55,983	2:00	N
10/11	5	@LA	L	0-4	Ryan	REUSS	—	55,979	2:52	D

1986 NLCS (2-4)

Date	Gm	Opp.	W/L	Score	Astros POR	Opp. POR	Save	Atten.	Time	D/N
10/8	1	NY	W	1-0	SCOTT	Gooden	—	44,131	2:56	N
10/9	2	NY	L	1-5	Ryan	Ojeda	—	44,391	2:40	N
10/11	3	@NY	L	5-6	Smith	Orosco	—	55,052	2:55	D
10/12	4	@NY	W	3-1	SCOTT	Fernandez	—	55,038	2:23	N
10/14	5	@NY	L	1-2 (12)	Kerfeld	Orosco	—	54,986	3:45	D
10/15	6	NY	L	6-7 (16)	Lopez	Orosco	—	45,718	4:42	D

1997 NLDS (0-3)

Date	Gm	Opp.	W/L	Score	Astros POR	Opp. POR	Save	Atten.	Time	D/N
9/30	1	@ATL	L	1-2	Kile	MADDUX	—	46,467	2:15	D
10/1	2	@ATL	L	3-13	Hampton	Glavine	—	49,200	3:06	D
10/3	3	ATL	L	1-4	Reynolds	SMOLTZ	—	53,688	2:36	D

1998 NLDS (1-3)

Date	Gm	Opp.	W/L	Score	Astros POR	Opp. POR	Save	Atten.	Time	D/N
9/29	1	SD	L	1-2	Johnson	Brown	Hoffman	50,080	2:38	D
10/1	2	SD	W	5-4	Wagner	Miceli	—	45,550	2:53	D
10/3	3	@SD	L	1-2	Elarton	Miceli	Hoffman	65,235	2:32	N
10/4	4	@SD	L	1-6	Johnson	Hitchcock	—	64,898	2:39	D

HISTORY & RECORDS



ASTROS FRANCHISE POSTSEASON GAME-BY-GAME

1999 NLDS (1-3)

Date	Gm	Opp.	W/L	Score	Astros POR	Opp. POR	Save	Atten.	Time	D/N
10/5	1	@ATL	W	6-1	Reynolds	Maddux	—	39,119	3:03	D
10/6	2	@ATL	L	1-5	Lima	MILLWOOD	—	41,913	2:13	D
10/8	3	ATL	L	3-5 (12)	Powell	Rocker	Millwood	48,625	4:19	D
10/9	4	ATL	L	5-7	Reynolds	Smoltz	Rocker	48,553	3:12	D

2001 NLDS (0-3)

Date	Gm	Opp.	W/L	Score	Astros POR	Opp. POR	Save	Atten.	Time	D/N
10/9	1	ATL	L	4-7	Jackson	Seanez	Smoltz	35,553	2:51	D
10/10	2	ATL	L	0-1	Mlicki	Glavine	Smoltz	35,704	2:41	D
10/12	3	@ATL	L	2-6	Reynolds	Burkett	—	39,923	2:33	D

2004 NLDS (3-2)

Date	Gm	Opp.	W/L	Score	Astros POR	Opp. POR	Save	Atten.	Time	D/N
10/6	1	@ATL	W	9-3	Clemens	Wright	—	41,464	3:08	N
10/7	2	@ATL	L	2-4 (11)	Miceli	Alfonseca	—	40,075	3:27	N
10/9	3	ATL	W	8-5	Backe	Byrd	Lidge	43,457	3:19	D
10/10	4	ATL	L	5-6	Smoltz	Springer	—	43,336	3:24	D
10/11	5	@ATL	W	12-3	Oswalt	Wright	—	54,068	3:12	N

2004 NLCS (3-4)

Date	Gm	Opp.	W/L	Score	Astros POR	Opp. POR	Save	Atten.	Time	D/N
10/13	1	@STL	L	7-10	Qualls	Williams	Isringhausen	52,323	3:15	N
10/14	2	@STL	L	4-6	Miceli	Tavarez	Isringhausen	52,347	3:02	N
10/16	3	STL	W	5-2	Clemens	Suppan	Lidge	42,896	2:57	D
10/17	4	STL	W	6-5	Wheeler	Tavarez	Lidge	42,760	3:01	D
10/18	5	STL	W	3-0	Lidge	Isringhausen	—	43,045	2:33	N
10/20	6	@STL	L	4-6 (12)	Miceli	Tavarez	—	52,144	3:54	N
10/21	7	@STL	L	2-5	Clemens	Suppan	Isringhausen	52,140	2:51	N

2005 NLDS (3-1)

Date	Gm	Opp.	W/L	Score	Astros POR	Opp. POR	Save	Atten.	Time	D/N
10/5	1	@ATL	W	10-5	Pettitte	Hudson	—	40,590	3:11	D
10/6	2	@ATL	L	1-7	Smoltz	Clemens	—	46,181	2:52	N
10/8	3	ATL	W	7-3	Oswalt	Sosa	—	43,759	2:50	N
10/9	4	ATL	W	7-6 (18)	Clemens	Devine	—	43,413	5:50	D

2005 NLCS (4-2)

Date	Gm	Opp.	W/L	Score	Astros POR	Opp. POR	Save	Atten.	Time	D/N
10/12	1	@STL	L	3-5	Pettitte	Carpenter	Isringhausen	52,332	2:29	N
10/13	2	@STL	W	4-1	Oswalt	Mulder	Lidge	52,358	3:03	N
10/15	3	STL	W	4-3	Clemens	Morris	Lidge	42,823	3:00	D
10/16	4	STL	W	2-1	Qualls	Marquis	Lidge	43,010	3:11	D
10/17	5	STL	L	4-5	Lidge	Isringhausen	—	43,470	3:19	N
10/19	6	@STL	W	5-1	Oswalt	Mulder	—	52,438	2:53	N

2005 WS (0-4)

Date	Gm	Opp.	W/L	Score	Astros POR	Opp. POR	Save	Atten.	Time	D/N
10/22	1	@CWS	L	3-5	Rodriguez	Contreras	Jenks	41,206	3:13	N
10/23	2	@CWS	L	6-7	Lidge	Cotts	—	41,432	3:11	N
10/25	3	CWS	L	5-7 (14)	Astacio	Marte	Buehrle	42,848	5:41	N
10/26	4	CWS	L	0-1	Lidge	Garcia	Jenks	42,936	3:20	N

HISTORY & RECORDS

HISTORY & RECORDS

ALL-STAR GAME #31 ASTRODOME, HOUSTON JULY 9, 1968



The 1968 All-Star Game reflected overpowering pitching. The two leagues combined for only eight hits and just one run, marking the first 1-0 contest in the history of the Midsummer Classic. The lone run – by the National League – was scored in the first inning on a single, an error, a wild pitch, and a double play.

Playing for the injured Pete Rose, Willie Mays led off in the bottom of the first and singled to left field. In a failed pick-off at first, Luis Tiant's (CLE) throw went wild, advancing Mays to second. Curt Flood (STL) was then walked, and a fourth-ball wild pitch moved Mays to third. First baseman Willie McCovey (SF) grounded into a double play, but Mays took advantage to score the only run of the game.

With the victory, the NL stretched its winning streak to six. The six-man NL pitching staff held the AL to just three hits, as Tom Seaver (NYM) tossed five strikeouts late in the game and Juan Marichal pitched two perfect innings. Nine pitchers in the game did not allow a single walk.

The game was the first played indoors and on an artificial surface, as many players got their first look at the Astrodome.

NATIONAL LEAGUE 1, AMERICAN LEAGUE 0

American League	000	000	000	0	3	1
National League	100	000	00X	1	5	0

AL: Tiant, Odom (3), McLain (5), McDowell (7), Stottlemire (8), John (8).
 NL: DRYSDALE, Marichal (4), Carlton (6), Seaver (7), Reed (9), Koonsman (9).
 HR: None Attendance: 48,321
 MVP: Willie Mays (Giants) Time: 2:10

AMERICAN LEAGUE

Dick Williams, BOS Manager
 Cal Ermer, MIN Coach
 Mayo Smith, DET Coach

Baltimore (3) – Dave Johnson, 2B; John Boog Powell, 1B; *Brooks Robinson, 3B; Boston (3) – Ken Harrelson, OF, Jose Santiago, P; *Carl Yastrzemeski, OF; (Santiago replaced by Garry Bell, P, Boston); California (1) – *Jim Fregosi, SS; Chicago (2) – Tommy John, P; Duane Josephson, C; Cleveland (3) – Joe Azcue, C; Sam McDowell, P; Luis Tiant, P, Detroit (4) – *Bill Freehan, C; *Willie Horton, OF; Denny McLain, P; Don Wert, 3B; Minnesota (3) – *Rod Carew, 2B; *Harmon Killebrew, 1B; Tony Oliva, OF, New York (2) – Mickey Mantle, OF; Mel Stottlemire, P, Oakland (3) – Bert Campaneris, SS; Rick Monday, OF; John (Blue Moon) Odom, P; Washington (1) – *Frank Howard, OF.

NATIONAL LEAGUE

Red Schoendienst, STL Manager
 Dave Bristol, CIN Coach
 Herman Franks, SF Coach

Atlanta (1) – *Hank Aaron, OF; Felipe Alou, OF; Ron Reed, P; Chicago (2) – *Don Kessinger, SS; *Ron Santo, 3B; Cincinnati (4) – Johnny Bench, C; *Tommy Helms, 2B; Tony Perez, 3B; *Pete Rose, OF (Rose replaced by Billy Williams, OF, Chicago); Houston (1) – Rusty Staub, 1B; Los Angeles (2) – Don Drysdale, P; Tom Haller, C; New York (3) – *Jerry Grote, C; Jerry Koonsman, P; Tom Seaver, P; Philadelphia (1) – Woodie Fryman, P; Pittsburgh (2) – Gene Alley, SS; Matty Alou, OF (Alley replaced by Leo Cardenas, SS, Cincinnati); St. Louis (4) – Steve Carlton P; *Curt Flood, OF; Bob Gibson, P; Julian Javier, 2B; San Francisco (3) – Juan Marichal, P; Willie Mays, OF, *Willie McCovey, 1B.

ASTROS IN THE GAME

	AB	R	H	RBI	PO	A	E
Rusty Staub, 1B	1	0	0	0	0	0	0

1968 ALL-STAR GAME

The 1968 All Star Game in Houston was the first played indoors and on artificial turf.



ALL-STAR GAME #37 ASTRODOME, HOUSTON JULY 15, 1986



Los Angeles left-hander Fernando Valenzuela fanned five consecutive batters to tie Carl Hubbell's 52-year-old All-Star record, but the National League's pitching triumphs weren't enough as the American League recorded the 3-2 victory on two home runs.

The NL pitching staff sat down 12 total batters, but the AL's Roger Clemens (BOS) had a strong night of his own. He tossed three perfect innings which included just three balls and 21 strikes. The AL bats came through at the same time as second baseman Lou Whitaker (DET) followed a Dave Winfield (NYY) double with a two-run shot off Dwight Gooden (NYM) in the second. In the seventh inning, Frank White (KC) came in to pinch-hit for Whitaker, knocking an 0-2 pitch from Mike Scott (HOU) over the left-center field wall to seal the AL's second All-Star win in the 1980s.

Valenzuela tied the 1934 record for consecutive strikeouts, sitting down (in order): Don Mattingly, Cal Ripken, Jesse Barfield, Whitaker, and Ted Higuera.

AMERICAN LEAGUE 3, NATIONAL LEAGUE 2

American League	020	000	100	3	5	0
National League	000	000	020	2	5	1

AL: Tiant, Odom (3), McLain (5), McDowell (7), Stottlemire (8), John (8),
 NL: Drysdale, Marichal (4), Carlton (6), Seaver (7), Reed (9), Kosman (9).
 HR: None. Attendance: 48,321
 MVP: Willie Mays (Giants) Time: 2:10

AMERICAN LEAGUE

Dick Howser, KC Manager
 Pat Corrales, CLE Coach
 John McNamara, BOS Coach

Baltimore (3) - Don Aase, P; Eddie Murray, 1B; *Cal Ripken, SS; Boston (4) - Wade Boggs, 3B, Roger Clemens, P; Rich Gedman, C; Jim Rice, OF; California (2) - *Wally Joyner, 1B; Mike Witt, P, Chicago (1) - Harold Baines, OF; Cleveland (1) - Ken Schrom, P; Detroit (3) - Willie Hernandez, P; *Lance Parrish, C; *Lou Whitaker, 2B; Kansas City (2) - *George Brett, 3B; Frank White, 2B; Milwaukee (1) - Teddy Higuera, P; Minnesota (1) - *Kirby Puckett, OF; New York (4) - *Rickey Henderson, OF; Don Mattingly, 1B; Dave Righetti, P; *Dave Winfield, OF; Oakland (1) - Jose Canseco, OF; Seattle (1) - Jim Presley, 3B; Texas (1) - Charlie Hough, P; Toronto (3) - Jesse Barfield, OF; Tony Fernandez, SS; Lloyd Moseby, OF.

NATIONAL LEAGUE

Whitey Herzog, STL Manager
 Davey Johnson, NYM Coach
 Tom Lasorda, LA Coach

Atlanta (1) - *Dale Murphy, OF; Chicago (2) - Jody Davis, C; *Ryne Sandberg, 2B; Cincinnati (2) - John Franco, P; Dave Parker, OF; Houston (4) - Kevin Bass, OF; Glenn Davis, 1B; Mike Scott, P; Dave Smith, P; Los Angeles (2) - Steve Sax, 1B; Fernando Valenzuela, P; Montreal (3) - Hubie Brooks, SS; Tim Lincecum, OF; Jeff Reardon, P; New York (5) - *Gary Carter, C; Sid Fernandez, P; Dwight Gooden, P; *Keith Hernandez, 1B, *Darryl Strawberry, OF; Philadelphia (2) - Shane Rawley, P; *Mike Schmidt, 3B; Pittsburgh (2) - Tony Pena, C; Rick Rhoden, P; St. Louis (1) - *Ozzie Smith, SS; San Diego (1) - *Tony Gwynn, OF; San Francisco (3) - Chris Brown, 3B; Chili Davis, OF; Mike Krukow, P.

ASTROS IN THE GAME

	AB	R	H	RBI	PO	A	E
Kevin Bass, OF	1	0	0	0	0	0	0
Glenn Davis, 1B	1	0	0	0	0	0	0
	IP	H	R	ER	BB	SO	
Mike Scott, P	1.0	1	1	1	0	2	
Dave Smith, P	DNP						

HISTORY & RECORDS

ALL-STAR GAME #75 • MINUTE MAID PARK, HOUSTON • JULY 13, 2004



The American League displayed its offensive prowess early, scoring six runs in the first inning en route to a 9-4 win over the National League in the third All Star Game played in Houston and the first at Minute Maid Park.

Astros right-hander Roger Clemens, who also started the 1986 All-Star Game in Houston, allowed six runs and five hits in suffering the loss. Clemens allowed two first-inning homers, to Manny Ramirez (BOS) and Alfonso Soriano (TEX). Mark Mulder (OAK) pitched two innings and allowed one run to earn the win. Soriano was named the game's Most Valuable Player after finishing 2x3 with three RBI. Soriano was the first leading vote-getter to also earn MVP honors in the same season.

The National League cut the lead to 7-4 with a three-run fourth, including an RBI double by Edgar Renteria (STL) and a two-run double by Albert Pujols (STL). David Ortiz' (BOS) homer against Carl Pavano (FLA) in the sixth ended the game's scoring.

The AL pitching staff held the NL scoreless through the final five innings, thanks to scoreless efforts from Javier Vazquez (NYY), Ted Lilly (TOR), Joe Nathan (MIN), Tom Gordon (NYY), Francisco Rodriguez (ATL), and Mariano Rivera (NYY).

The American League won its seventh consecutive victory, not counting the 2002 tie at Miller Park in Milwaukee. The NL remained winless since 1996.

AMERICAN LEAGUE 9, NATIONAL LEAGUE 4

	1	2	3	4	5	6	7	8	9	R	H	E
American	6	0	0	1	0	2	0	0	0	9	14	0
National	1	0	0	3	0	0	0	0	0	4	9	1

E—Kent, DP—National 1. LOB—American 7, National 7. 2B—Suzuki, Renteria, Pujols 2. HR—Ramirez, Ortiz, Soriano. GDP—Sheffield. HBP—Rolen (by Mulder). Time—2:59. Attn.—41,886. U—Montague, plate; Hirschbeck, first; Eddings, second; Reynolds, third; Hudson, left field, Holbrook, right field.

AMERICAN LEAGUE

	AB	R	H	BI
Ichiro Suzuki, CF	4	1	1	0
Javier Vazquez, P	0	0	0	0
Ronnie Belliard, 2B	1	0	0	0
Ivan Rodriguez, C	4	1	2	1
Victor Martinez, C	1	0	0	0
Vladimir Guerrero, RF	4	1	1	0
Ted Lilly, P	0	0	0	0
Miguel Tejada, SS	1	0	0	0
Manny Ramirez, LF	2	1	1	2
David Ortiz, PH-1B	1	2	1	2
Alex Rodriguez, 3B	3	0	1	1
Hank Blalock, PH-3B	2	0	0	0
Jason Giambi, 1B	2	1	1	0
Carl Crawford, PH-LF	2	0	0	0
Hideki Matsui, PH-LF	1	0	0	0
Derek Jeter, SS	3	1	3	0
Matt Lawton, CF	2	0	1	0
Alfonso Soriano, 2B	3	1	2	3
Gary Sheffield, RF	1	0	0	0
Mark Mulder, P	1	0	0	0
Ken Harvey, PH	1	0	0	0
Esteban Loaiza, P	0	0	0	0
C.C. Sabathia, P	0	0	0	0
Michael Young, PH-SS	2	0	0	0
Joe Nathan, P	0	0	0	0
Tom Gordon, P	0	0	0	0
Francisco Rodriguez, P	0	0	0	0
Mariano Rivera, P	0	0	0	0
Totals	41	9	14	9

	IP	H	R	ER	BB	K
Mark Mulder (W 1-0)	2.0	2	1	1	0	1
Esteban Loaiza	1.0	1	0	0	1	0
C.C. Sabathia	1.0	4	3	3	0	0
Javier Vazquez	1.0	0	0	0	0	2
Ted Lilly	1.0	2	0	0	0	1
Joe Nathan	1.0	0	0	0	0	2
Tom Gordon	0.1	0	0	0	0	0
Francisco Rodriguez	0.2	0	0	0	0	0
Mariano Rivera	1.0	0	0	0	0	0

NATIONAL LEAGUE

	AB	R	H	BI
Edgar Renteria, SS	3	1	1	1
Jack Wilson, SS	2	0	0	0
Albert Pujols, 1B	3	1	2	2
Jim Thome, 1B	2	0	0	0
Barry Bonds, LF	2	0	0	0
Carl Pavano, P	0	0	0	0
Tom Glavine, P	0	0	0	0
Bobby Abreu, PH	1	0	0	0
Ben Sheets, P	0	0	0	0
Paul Lo Duca, C	0	0	0	0
Scott Rolen, 3B	1	0	1	0
Mike Lowell, PH-3B	2	0	0	0
Sammy Sosa, RF	2	0	1	1
Miguel Cabrera, RF	2	0	0	0
Mike Piazza, C	2	0	0	0
Johnny Estrada, C	2	0	0	0
Eric Gagne, P	0	0	0	0
Lance Berkman, CF	2	0	0	0
Moises Alou, LF	2	0	1	0
Jeff Kent, 2B	2	1	1	0
Mark Loretta, PH-2B	2	0	1	0
Roger Clemens, P	0	0	0	0
Dan Kolb, P	0	0	0	0
Barry Larkin, PH	1	0	0	0
Randy Johnson, P	0	0	0	0
Carlos Zambrano, P	0	0	0	0
Carlos Beltran, PH-CF	2	1	1	0
Todd Helton, PH	1	0	0	0
Totals	36	4	9	4

	IP	H	R	ER	BB	K
Roger Clemens (L 0-1)	1.0	5	6	3	0	2
Dan Kolb	1.0	1	0	0	0	0
Randy Johnson	1.0	3	0	0	0	1
Carlos Zambrano	1.0	1	1	1	1	1
Carl Pavano	2.0	3	2	2	0	1
Tom Glavine	1.0	1	0	0	0	0
Ben Sheets	1.0	0	0	0	0	1
Eric Gagne	1.0	0	0	0	1	2

ASTROS IN THE GAME

Players	AB	R	H	BI		
Lance Berkman, CF*	2	0	0	0		
Jeff Kent, 2B*	2	1	1	0		
Carlos Beltran, PH-CF	2	1	1	0		
Pitchers	IP	H	R	ER	BB	K
Roger Clemens (L 0-1)	1.0	5	6	3	0	2

PLAYER DEVELOPMENT



2000 2009

CELEBRATING

10

SEASONS

Minute Maid
Park

SCOUTING & PLAYER DEVELOPMENT

2009 ASTROS SCOUTING STAFF

Assistant General Manager, Scouting.....	Bobby Heck
Director of Pacific Rim Scouting.....	Glen Barker
Director of Latin American Scouting.....	Felix Francisco
Director of Professional Scouting.....	Fred Nelson

MAJOR LEAGUE SCOUTS

Jack Lamb
Fred Nelson
Paul Ricciarini
Ken Califano (Advanced)

SPECIAL ASSIGNMENT SCOUT

Gene DeBoer
Matt Galante
Bob Skinner
Walt Matthews
Lee Thomas

PROFESSIONAL SCOUTS

Hank Allread
Gerry Craft
Jeff McAvoy
Tad Slowik
Scipio Spinks
Tom Weidenbauer

MAN OF THE YEAR AWARD

2008	Danny Sheaffer
2007	Dave Clark
2006	Jim Pankovits
2005	Tim Bogar
2004	Charley Taylor
2003	Ivan De Jesus
2002	Jim Hickay
2001	Tony Pena
2000	Al Pedrique
1999	Manny Acta
1998	Dewey Robinson

SCOUT OF THE YEAR AWARD

2008	Nick Venuto
2007	Rusty Pendergrass
2006	Gerry Craft
2005	Gene Wellman
2004	Fred Nelson
2003	Doug Deutsch
2002	James Farrar
2001	Mike Maggart
2000	Walt Matthews
1999	Bob King
1998	Doug Deutsch
1997	Ralph Bratton
1996	Andres Reiner

AMATEUR SCOUTING STAFF

NATIONAL CROSS CHECKER & REGIONAL SUPERVISORS

David Post.....	National Cross Checker
Ralph Bratton.....	Regional Supervisor, Midwest
Clarence Johns.....	Regional Supervisor, East
Mark Ross.....	Regional Supervisor, West

AMATEUR SCOUTS

J.D. Alleva.....	NC, SC
Keith Bogan.....	AL, LA, MS, West TN
Joe Brown.....	S FL & PR
Brad Budzinski.....	AZ, CO, Las Vegas, NM, UT
Tim Costic.....	S CA
Doug Deutsch.....	S CA
Paul Gale.....	AK, ID, MT, OR, WA, WY
Joe Graham.....	HI, N CA, NV
Troy Hoerner.....	IA, IL, MN, ND, NE, SD, WI
Jesse Kapellusch.....	CEN FL & N FL
John Kosciak.....	CT, MA, ME, NH, NJ, NY, RI, VT & Eastern Canada
Lincoln Martin.....	GA
Rusty Pendergrass.....	S TX
Jim Stevenson.....	AR, KS, N TX, MO, OK
Everett Stull.....	DE, MD, PA, VA, WV
Nick Venuto.....	IN, KY, MI, OH, TN

SENIOR ADVISING SCOUTS

Bob King
Bob Poole
Gene Wellman

PART-TIME SCOUTS

Ed Pastala.....	New York City, NJ
Tom McCormack.....	St. Louis
Mark Randall.....	Central Canada
Joey Sola.....	Puerto Rico

INTERNATIONAL STAFF

VENEZUELA:

Daniel Acuña
Oscar Alvarado
Miguel Chacos
Joan Fernandez
Johan Maya
Luimac Quero
Wolfgang Ramos
Luis Yanez

DOMINICAN REPUBLIC:

Rafael Belén
Jose Lima
Andres Lopez
Francis Mojica

COLOMBIA:

Carlos Martinez

EUROPE:

Mauro Mazzotti

MEXICO:

Maximino Leon

PANAMA:

Jose Luis Santos

NICARAGUA:

Leocadio Guevara

CURACAO:

Wellington Herrera

INTERNATIONAL SCOUT OF THE YEAR AWARD

2008	Rafael Belén
2007	Oscar Alvarado
2006	Rodney Linares
2005	Omar Lopez
2004	Mario Gonzalez
2003	Rick Aponte
2002	Pablo Torrealba
2001	Rafael Ramirez
2000	Guillermo Ramirez
1999	Anibal Reluz

SCOUTING & PLAYER DEVELOPMENT

2000 ASTROS PLAYER DEVELOPMENT SYSTEM

Ricky Bennett.....	Assistant General Manager; Director of Player Development
David Gottfried.....	Assistant General Manager; Player Relations
Charlie Norton.....	Director of Research and Analysis
Jay Edmiston.....	Assistant Director of Baseball Operations
Allen Rowin.....	Player Development Coordinator
Mike Burns.....	Amateur Scouting Coordinator
Paul Burgess.....	Equipment Manager
John O'Neill.....	EAP Coordinator

MINOR LEAGUE INSTRUCTORS

Al Pedrique.....	Field Coordinator
Brett Burns.....	Pitching Coordinator
Jaime Garcia.....	Assistant Pitching Coordinator
Mike Barnett.....	Hitting Coordinator
Gary Redus.....	Outfield/Baserunning Instructor
Danny Sheaffer.....	Catching Coordinator
Pete Fagan.....	Medical Coordinator
Mike Smith.....	Strength and Conditioning Coordinator

ASTROS AFFILIATE DIRECTORY

ROUND ROCK EXPRESS - AAA

Pacific Coast League
 3400 East Palm Valley Boulevard
 Round Rock, TX 78665
 (512) 255-2255
 (512) 255-1558 (Fax)
 CEO: Reid Ryan
 CFO: Reese Ryan
 President & COO: Jay Miller
 VP/General Manager: Dave Fendrick
 Manager: Marc Bombard
 Pitching Coach: Burt Hooton
 Hitting Coach: Ron Jackson
 Trainer: Mike Freer

CORPUS CHRISTI HOOKS - AA

Texas League
 734 East Port Avenue
 Corpus Christi, TX 78401
 (361) 561-4665
 (361) 561-4666 (Fax)
 CEO: Reid Ryan
 CFO: Reese Ryan
 President: Ken Schrom
 Vice President: Adam Nuse
 General Manager: Mike Wood
 Manager: Luis Pujols
 Pitching Coach: Stan Boroski
 Hitting Coach: Keith Bodie
 Trainer: Jamey Snodgrass

LANCASTER JETHAWKS - A

California League
 45116 Valley Central Way
 Lancaster, CA 93536
 (661) 726-5400
 (661) 726-5406 (Fax)
 Owners: Three Nine Baseball LLC
 General Manager: Larry Thornhill
 Manager: Wes Clements
 Pitching Coach: Don Alexander
 Hitting Coach: Darryl Robinson
 Trainer: Eric Montague

LEXINGTON LEGENDS - A

South Atlantic League
 207 Legends Lane
 Lexington, KY 40505
 (606) 252-4487
 (606) 252-0747 (Fax)
 Owner: Alan Stein
 General Manager: Andy Shea
 Manager: Tom Lawless
 Pitching Coach: Charley Taylor
 Hitting Coach: Pete Rancont
 Trainer: John Patton

TRI-CITY VALLEYCATS - SS A

New York-Penn League
 P.O. Box 694
 Troy, NY 12181
 (518) 629-2287
 (518) 629-2299 (Fax)
 President: William Gladstone
 VP/General Manager: Rick Murphy
 Manager: Jim Pankovits
 Pitching Coach: Gary Ruby
 Hitting Coach: Joel Chimelis
 Trainer: Bryan Baca

GREENEVILLE ASTROS - Rookie

Appalachian League
 PO Box 5192
 135 Shiloh Road
 Greeneville, TN 37743
 (423) 638-0411
 (423) 638-9450 (Fax)
 General Manager: David Lane
 Manager: Rodney Linares
 Pitching Coach: Travis Driskill
 Hitting Coach: Stubby Clapp
 Trainer: Grant Hufford

GCL ASTROS - Rookie

Gulf Coast League
 Osceola County Stadium
 1000 Bill Beck Boulevard
 Kissimmee, FL 34744
 (321) 697-3200
 (321) 697-3199 (Fax)
 General Manager: Jay Edmiston
 Manager: Omar Lopez
 Pitching Coach: Rick Aponte
 Hitting Coach: D.J. Boston
 Assistant Coach: Gordy McKenzie
 Trainer: TBD

PLAYER DEVELOPMENT

MINOR LEAGUE COORDINATORS**AL PEDRIQUE****MINOR LEAGUE FIELD COORDINATOR**

Al Pedrique begins his first season as the Astros minor league field coordinator and his fifth season with the Houston Astros. He previously served as an administrative coach for the club, serving as part of the club's field staff during Spring Training and in pre-game workouts before regular season home games. Pedrique has also worked closely with Astros scouting and player development program during the regular season and Spring Training, evaluating players at all levels of the organization.

Pedrique joined the Astros on November 11, 2004 as a special assistant to the general manager, a position he held for three seasons (2005-07). In October of 2006, his duties were expanded to include responsibility for all of the club's Latin American operations. Pedrique, a native of Venezuela, oversaw the franchise's academies in Venezuela, Colombia and the Dominican Republic while also being included in all aspects of the club's player development and scouting efforts in Latin America.

Pedrique joined the Astros from the Arizona franchise, where he served as interim manager for the Diamondbacks for the second half of the 2004 season after opening the year as the team's third base coach. That season marked his first opportunity to coach at the Major League level after dedicating the previous nine years to working in the minor leagues, including eight years as a manager. He spent the 2002-03 seasons with the Tucson Sidewinders, Arizona's Triple A affiliate, posting back-to-back winning records each season for the first time in Tucson franchise history and the first time since 1994-95 when it was affiliated with the Astros organization. Pedrique owns a lifetime record of 463-433 (.517) as a minor league manager. He was also a coach for the World Team in the 2003 MLB All-Star Futures Game held at U.S. Cellular Field in Chicago.

Pedrique served as a minor league manager from 1995-2003, including two seasons with the Astros then-Class A affiliate in Michigan from 1999-2000. The 2000 Michigan club won the Midwest League title. He also managed the Magallanes in the Venezuelan Winter League in 1998-99 and 2007. He managed the Scottsdale Scorpions in the Arizona Fall League during the 2002 season and led the team to a 29-15 record before falling to Peoria in the title game.

In his career, Pedrique played three seasons at the Major League level from 1987-89 as an infielder with the New York Mets, Pittsburgh Pirates and Detroit Tigers. In 174 games, he hit .247 (111x449) with one home run, 18 doubles, and 36 RBI. In 1987 he was selected by Baseball Digest as the shortstop for the All-Rookie Team. He saw his last big league action in 31 games for Detroit in 1989. As a minor leaguer, he led all Texas League shortstops in fielding percentage in both 1983 and 1984 with Jackson. He was also named a 1985 International League All-Star while playing for the Tidewater Tides.

Al Pedrique makes his home in Tucson, AZ and has two daughters, Mariana and Liliana.

BRITT BURNS**MINOR LEAGUE PITCHING COORDINATOR**

In November 2007, former Major League left-hander Britt Burns was named as the Astros minor league pitching coordinator. Burns works in the coordination and oversight of the pitching aspect of the Astros player development program at all levels.

Burns joins the Astros after spending six seasons in the Detroit Tigers organization. He was the pitching coach for Triple A Toledo in 2007 after spending three years as the pitching coach for Class A Lakeland (2004-06) and one year in that role as the coach at Double A Erie. He joined the Tigers midseason in 2002 as the pitching coach at Toledo. Before joining the Tigers, Burns spent nine seasons as a coach in the Florida organization from 1993-2001, including one year as the pitching coach at Triple A Calgary (2001), three years as the minor league pitching coordinator (1998-2000), and two years each as the pitching coach at Class A Brevard County (1994-95) and Double A Portland (1996-97). He joined the Marlins as the pitching coach for the GCL Marlins in 1993.

Burns pitched for eight seasons at the Major League level with the Chicago White Sox. He owned a career record of 70-60 with a 3.66 ERA in 193 appearances. He debuted for the White Sox in 1979 at age 19 and earned Rookie Pitcher of the Year honors from The Sporting News in 1980. A 1981 All-Star, he pitched for Chicago in the American League Championship Series in 1983.

JAIME GARCIA**ASSISTANT PITCHING COORDINATOR**

Jaime Garcia begins his third season with the Astros organization as the assistant pitching coordinator after four seasons in the Reds organization as pitching coach. Garcia joined the Reds organization in 2003 as the pitching coach at Class A Daytona and spent the next three seasons in the same capacity with the Rookie Gulf Coast League Reds. Garcia spent two seasons as the Latin American pitching instructor for the Kansas City Royals before joining the Reds. Prior to that role, he served the Royals as pitching coach at Class A Charleston and has held various coaching positions in the Chicago AL (1988-96), Milwaukee (1997) and Texas (1998-99) organizations.



MIKE BARNETT

MINOR LEAGUE HITTING COORDINATOR

Mike Barnett begins his first season as minor league hitting coordinator after spending three seasons as the Kansas City Royals hitting coach (2006-08). From 2002-05, he was the hitting coach for the Toronto Blue Jays.

Barnett also spent four seasons from 1998-2001 as hitting coach for Triple A Tucson of the Arizona Diamondbacks organization. Prior to his time in Tucson, he served as hitting coach at all levels with the Chicago White Sox from 1990-97. He spent two seasons on the coaching staff of the University of Tennessee from 1988-89 following a six-year stint as an assistant administrator of baseball operations for the New York Yankees from 1982-87.

A graduate of Ohio University with a degree in sports administration, Barnett resides in Knoxville, Tenn., with his two children.

GARY REDUS

MINOR LEAGUE OUTFIELD, BASERUNNING INSTRUCTOR

Gary Redus begins his second season in 2009 as the Astros minor league outfield and baserunning instructor. Redus joined the Astros after seven seasons as a coach in the Pittsburgh organization (1997, 2002-07) in the same capacity.

Redus was the head baseball coach at Calhoun Community College in Decatur, AL from 1998-2001, a position he also held from 1995-96. He played 13 seasons in the Major Leagues as an outfielder with Cincinnati (1982-85), Philadelphia (1986), the Chicago White Sox (1987-88), Pittsburgh (1988-92) and Texas (1993-94). Redus hit .252 (.886x5313) during his big league career with 90 home runs, 352 RBI, and 322 stolen bases in 1,159 games. He played in the National League Championship Series with the Bucs in three consecutive years (1990-92). He played collegiately at Athens State College (AL), where he was an NAIA All-American.

Gary and his wife, Minnie, reside in Decatur, AL and have four children, daughters Lakesha, Manesha and Nakosha and son Gary III.

DANNY SHEAFFER

MINOR LEAGUE CATCHING INSTRUCTOR

Danny Sheaffer begins his third season in the Astros organization and his second as the club's minor league catching instructor. He spent the 2007 season as a coach with Triple A Round Rock.

Sheaffer joined the Astros organization in 2007 after six seasons with the St. Louis Cardinals minor league system. He served four years with the Triple A Memphis Redbirds as manager. In 2002, he managed the Peoria team to an 85-53 record and the Midwest League Championship. He made his coaching start with the Cardinals in 2001 as manager at New Haven and spent 1999 and 2000 managing the Chicago Cubs single A affiliate in Eugene, Ore.

Sheaffer began his Major League career when he was briefly called up in 1987 while playing with Boston. He also played in the big leagues with Cleveland and Colorado before going to St. Louis in 1995 for three seasons. Sheaffer played for the Cardinals Triple A Memphis club in 1998 and retired from baseball during the Cubs' Spring Training camp in 1999.

Sheaffer graduated in 1979 from Redland High School in Lewisberry, Pa., where he was the school MVP and earned all-state honors in baseball. He played baseball while attending Harrisburg (PA) Junior College and Clemson University and appeared in the 1980 College World Series with Clemson. Sheaffer was the 20th selection overall in the first round of the 1981 draft by Boston. He and his wife, LaDonna, have two sons and a daughter.

PETE FAGAN

MEDICAL COORDINATOR

Pete Fagan begins his eighth season in the Astros farm system as the medical coordinator of training, conditioning, and rehabilitation. Before joining the Astros, he spent 18 years as an athletic trainer in the St. Louis Cardinals system, including serving as the athletic trainer at Triple A Memphis for four seasons (1998-2001). He has been recognized as one of the top trainers in minor league baseball, winning Trainer of the Year honors in 1994, 1999, and 2000.

Fagan has also worked as an athletic trainer for the past 24 years during the offseason in sports therapy clinics in Boston and St. Petersburg, Fla. He holds a bachelor of science degree from the University of Florida.

MIKE SMITH

STRENGTH AND CONDITIONING COORDINATOR

Mike Smith enters his ninth season in the Houston Astros organization and his third as strength and conditioning coordinator. Prior to taking on the role, he spent three seasons with the Lexington Legends as the athletic trainer. He previously served on the Legends staff in 2002, and also worked as athletic trainer at Salem (2003), Pittsfield (2001) and Auburn (2000). He spent the 2005 season at Mount Union College.

Smith received his bachelor of science degree in sports medicine from Mount Union College in Alliance, Ohio. He went on to earn a masters degree in athletic training from Indiana State University.

ROUND ROCK EXPRESS



Affiliate year (first)... Fifth* (2005)
 Stadium... Dell Diamond
 Capacity/Year Open... 8,722 2000

ROUND ROCK IN 2008

Records... 64-79
 Finish... 4th, PCL Am. South

MANAGER

Marc Bombard

ROUND ROCK STAFF

CEO... Reid Ryan
 CFO... Reese Ryan
 President & COO... Jay Miller
 GM... Dave Fendrick
 Pitching Coach... Burt Hooton
 Hitting Coach... Ron Jackson
 Trainer... Mike Freer
 * 9th season overall in Round Rock

CLASS AAA PACIFIC COAST LEAGUE

3400 East Palm Valley Boulevard - Round Rock, TX 78665
 (512) 255-2255 • (512) 255-1558 (fax) • roundrockexpress.com

Round Rock finished the 2008 season 64-79. The Express finished fourth in the Pacific Coast League's American South Division, 11.5 games behind the division champion Oklahoma RedHawks. Round Rock dominated early in the season, including a 4-game sweep over the Iowa Cubs in May. The Express also won a season-high 17 games in May and enjoyed a season-best eight consecutive wins from June 28-July 5.

AT THE PLATE. Mark Saccomanno, a PCL All-Star and Round Rock's team MVP, tied for ninth in the Pacific Coast League with 27 home runs (led all Astros minor leaguers) and ended the season with a team-high 84 RBI. Saccomanno also finished first on the Express and second in the league with 157 hits. C J.R. House (139) ranked second in the league and led the Express with a .306 average (139x454). C J.R. Towles hit .304 (51x168) in his time with the Express. Home runs became a popular trend at Dell Diamond with a powerful trio of Saccomanno (27), OF Ray Sadler (21) and OF Nick Gorneault (19). Sadler also led the team in slugging (.530), while OF Yordany Ramirez led Round Rock with 19 stolen bases.

ON THE MOUND. RHP Jack Cassel led the team with nine wins, while posting a 3.69 ERA (44 ER/107 IP). LHP Josh Muecke made a PCL All-Star Game appearance and finished second in the PCL with 165.2 innings pitched, leading the Express in strikeouts (107) and starts (29) with a 4.89 ERA on the season. RHP Nick Regilio maintained a 3.00 ERA with a team-high of nine saves in 2008.

2008 ROUND ROCK EXPRESS STATISTICS

BATTERS	AVG	G	AB	R	H	2B	3B	HR	RBI	SF	SH	HB	BB	SO	SB	CS	E
Abercrombie, Reggie	.273	78	289	37	79	14	2	12	36	1	0	1	9	93	17	9	6
* Ash, Jonathan	.224	73	152	16	34	6	0	2	0	5	1	22	17	1	3	4	
Diaz, Victor	.296	22	71	4	21	2	0	1	7	0	1	0	12	19	2	1	
Gorneault, Nick	.257	120	370	59	95	18	1	19	56	1	3	46	96	8	7	1	
House, J.R.	.306	127	454	63	139	25	0	18	60	4	0	2	53	52	1	2	
Johnson, Chris	.218	30	107	10	22	2	1	1	9	1	0	5	25	0	0	4	
Johnson, Josh	.400	2	5	1	2	1	0	0	2	0	0	0	1	0	0	0	
Klassen, Danny	.219	37	105	9	23	3	1	1	15	0	1	2	16	25	0	2	
Lopez, Jose	.000	2	4	0	0	0	0	0	0	0	0	0	0	0	0	0	
* Majewski, Val	.266	36	94	16	25	5	1	5	14	0	0	1	16	14	1	2	
Manzella, Tommy	.219	61	228	19	50	15	1	0	15	0	2	0	17	39	0	4	
* Matsui, Kazuo	.182	3	11	1	2	1	0	1	1	0	0	0	1	2	0	0	
Maysonet, Edwin	.271	117	406	59	110	24	1	6	34	6	6	4	44	70	4	13	
Mellan, Jackson	.160	8	25	3	4	0	0	2	3	0	0	0	8	0	0	1	
* Newhan, David	.308	60	198	39	61	14	2	9	36	1	2	1	14	33	8	2	
Niekro, Lance	.212	17	52	5	11	2	0	1	2	0	0	0	6	7	1	0	
Pau, Josh	.121	28	58	4	7	1	0	1	6	0	2	1	9	15	0	3	
Paz, Richard	.217	18	46	8	10	4	0	0	4	0	3	0	8	7	2	0	
* Perez, Tomas	.275	79	306	32	84	15	5	1	25	6	4	1	22	44	1	6	
Quintero, Humberto	.237	32	118	13	28	2	2	3	18	0	0	1	5	15	0	2	
Ramirez, Yordany	.231	124	432	50	100	23	3	12	52	8	1	5	11	65	19	9	
Saccomanno, Mark	.297	137	528	83	157	33	2	27	84	6	1	1	35	94	4	3	
Sadler, Ray	.267	93	345	49	92	22	3	21	59	1	0	4	21	86	5	1	
Santangelo, Lou	.205	13	39	6	8	0	0	3	6	0	0	4	14	0	1	2	
Towles, J.R.	.304	48	168	28	51	8	2	7	28	2	3	6	13	31	4	3	
Wigginton, Ty	.111	3	9	1	1	0	1	0	1	0	0	2	2	3	0	1	
Team Total	.258	143	4799	627	1239	245	28	151	582	38	53	36	406	943	79	61	

* - left-handed batter
 # - switch hitter



2008 ROUND ROCK EXPRESS STATISTICS

PITCHERS	W-L	ERA	G	GS	CG	SHO	SV	IP	H	R	ER	HR	HB	BB	SO	BK	WE
Arias, Alberto	1-0	1.52	8	3	0	0	1	23.2	21	4	4	0	1	5	15	0	1
T. Arias, Alberto	4-4	3.63	38	3	0	0	1	69.1	71	29	28	3	5	21	56	0	3
Borkowski, Dave	2-2	2.43	27	1	0	0	2	40.2	40	12	11	3	1	7	26	0	1
* Bowie, Micah	1-0	6.14	11	0	0	0	0	14.2	22	13	10	2	1	8	15	0	1
T.* Bowie, Micah	1-1	6.55	20	0	0	0	0	22.0	34	21	16	5	1	12	23	0	1
Brower, Jim	0-0	0.00	2	0	0	0	1	3.0	4	3	0	0	0	0	5	0	0
T. Brower Jim	2-1	3.68	19	0	0	0	6	22.0	29	14	9	2	0	11	16	0	1
* Byrdak Tim	0-0	3.68	7	0	0	0	0	7.1	8	3	3	0	0	0	10	0	0
Cassee Jack	9-5	3.69	19	17	0	0	0	107.1	113	46	44	10	1	30	72	0	8
Chiavacc, Ron	5-5	6.48	14	13	1	0	0	73.2	97	56	53	16	2	30	60	0	3
Douglass, Chance	2-1	3.24	6	3	0	0	0	20.0	19	11	9	4	0	10	15	0	0
Gervacio, Samuel	1-0	2.25	3	0	0	0	0	8.0	6	2	2	0	1	3	14	0	0
Gothreax, Jared	1-5	5.66	5	2	0	0	0	41.1	60	30	26	4	1	10	21	0	1
Hernandez, Rumeivys	8-8	4.91	24	23	1	0	0	124.2	120	72	68	18	4	43	95	0	3
Hines, Carlos	2-1	5.53	21	0	0	0	1	27.2	39	19	17	2	0	12	23	0	0
Houston, Ryan	1-3	7.54	39	0	0	0	1	45.1	54	40	38	9	0	25	36	0	1
* King, Ray	2-1	2.35	32	0	0	0	5	32.0	23	10	8	1	1	14	23	0	0
M. dleton, Kyle	1-2	5.13	11	4	0	0	1	33.1	33	21	19	4	1	8	20	0	1
M. er Joshua	8-9	5.41	28	21	2	1	1	148.0	185	94	89	30	2	19	74	1	0
* Muecke, Josh	8-13	4.89	29	29	0	0	0	165.2	169	101	90	23	5	64	107	0	6
Nieve, Fernando	2-5	5.72	36	7	0	0	6	72.1	87	50	46	13	3	27	63	0	4
Oyervidez, Jose	0-1	9.00	1	1	0	0	0	3.0	4	3	3	1	0	3	1	0	1
Paronto, Chad	0-2	3.08	35	0	0	0	3	52.2	61	19	18	2	3	14	57	0	0
Paulino, Felipe	0-0	0.00	1	0	0	0	0	0.2	1	0	0	0	0	1	1	0	0
* Randolph, Stephen	0-1	1.23	11	0	0	0	2	14.2	8	2	2	1	0	11	21	0	0
Regilio, Nick	4-4	3.00	50	0	0	0	9	60.0	58	21	20	7	3	31	59	1	1
1. Reineke, Chad	5-9	4.41	30	19	1	0	0	112.1	112	62	55	15	1	35	100	0	2
1. Sosa, Jorge	1-2	4.15	17	0	0	0	2	21.2	20	11	10	5	0	8	24	0	1
Team Total	64-79	4.60	143	143	5	5	35	1258.2	1365	705	644	170	31	418	957	2	35

* left-handed pitcher

ROUND ROCK EXPRESS STAFF

MARC BOMBARD

MANAGER, ROUND ROCK

Marc Bombard begins his first season as the manager at Triple A Round Rock after two years as the manager of the Chicago White Sox Triple A Charlotte Knights (2007-08) and 25 years overall as a minor league manager. Bombard also served as a minor league coach/manager in farm systems for the Reds (1977-87, 1993-95), Brewers (1989), Pirates (1990-92) and Phillies (1997-2006). He made his Major League coaching debut as the third base coach for the Cincinnati Reds in 1996.

In 2002, Bombard was named the Minor League Manager of the Year by USA Today after collecting 91 victories at Triple A Scranton Wilkes Barre. He also garnered Minor League Manager of the Year honors by Baseball America and was dubbed Triple A Manager of the Year by USA Today "Baseball Weekly" in 1995. He led Triple A Indianapolis to the American Association championship in 1994, and earned the title of Double A Manager of the Year that same season.

In his second managerial year in 1983, Bombard led Rookie Billings to the Pioneer League finals and won the Pioneer League Championship. Bombard has led teams to minor league playoffs in seven seasons, and he holds a 1,619-1,430 (531) overall record as a minor league manager. His 1,619 wins are the most among all active minor league managers.

A former pitcher in Cincinnati's farm system, Bombard played seven seasons (1971-77) in the minors, during which he posted a 2.72 ERA and 39-29 record. He closed out his minor league career with 10 saves in 152 games (73 starts).

Bombard attended the University of El Paso and graduated from Eastwood High School in El Paso, Texas. He was also the roommate of professional wrestling star "Macho Man" Randy Savage in 1974 while playing in the Reds' farm system.

He and his wife, Gema, make their home in Tampa, FL., with their two daughters: Janet Claire and Amy Elizabeth.

BOMBARD'S RECORD AS A MANAGER

YEAR	CLUB	LEAGUE	WON	LOST	POSITION
1982	Billings	Pioneer	31	39	Third
1983	Billings	Pioneer	43	27	First/PL Champions
1984	Tampa	Florida State	74	65	Second
1985	Tampa	Florida State	73	62	Third
1986	Tampa	Florida State	79	57	Second
1987	Tampa	Florida State	64	76	Fifth
1988	Cedar Rapids	Midwest	87	53	First/ML Champions
1989	El Paso	Texas	63	73	Third
1990	Harrisburg	Eastern	69	69	Fifth
1991	Carolina	Eastern	66	76	Fifth
1992	Buffalo	American Assoc.	87	57	First
1993	Indianapolis	American Assoc.	66	77	Fourth
1994	Indianapolis	American Assoc.	86	57	First/AA Champions
1995	Indianapolis	American Assoc.	88	56	First
1997	Scranton-WB	International	66	76	Third
1998	Scranton-WB	International	67	75	Sixth
1999	Scranton-WB	International	78	66	First/Lost IL Semifinals
2000	Scranton-WB	International	85	59	T-First/Lost IL Championship
2001	Scranton-WB	International	78	65	Second
2002	Scranton-WB	International	91	53	First/Lost IL Semifinals
2003	Scranton-WB	International	73	70	T-Third
2004	Scranton-WB	International	69	73	Fourth
2007	Charlotte	International	63	80	Fourth
2008	Charlotte	International	63	78	Third

BURT HOOTON

PITCHING COACH, ROUND ROCK

Burt Hooton returns to Triple A Round Rock for a fifth season, following parts of five seasons (2000-04) as the pitching coach for the Houston Astros. Hooton previously served as the pitching coach for the Express in 2000 after four seasons as the pitching coach for the University of Texas, his alma mater, from 1996-99. The pitchers who flourished for the Astros during Hooton's tenure include Roy Oswalt, Brad Lidge, Wade Miller, Octavio Dotel, Brad Lidge, Ricky Stone and Jeremie Robertson.

Hooton played in the Major Leagues for 15 years with the Chicago Cubs (1971-75), Los Angeles Dodgers (1975-84) and Texas (1985). On April 16, 1972, as a 22-year-old rookie in his fourth big league start over two seasons, he threw a no-hitter for the Cubs against Philadelphia. In 15 big league seasons, Hooton compiled a 151-136 record (.526) with 1,491 strikeouts over 2,652 innings. Over 11 postseason games, Hooton was 6-3 with a 3.17 ERA. He was 3-3 in six World Series outings, posting a 3.70 ERA. Hooton was the winning pitcher in the clinching Game 6 of the 1981 World Series for the Dodgers over the Yankees, and he finished the '81 postseason with a 4-1 mark and a 0.82 ERA in five starts.

Following his junior year at UT, Hooton was drafted by the Chicago Cubs in the secondary phase of the 1971 draft and made his Major League debut nine days later. He fanned his first batter, Lou Brock, and went on to set a Cubs rookie record by striking out 15 batters in a game later that season. Hooton is one of just 17 players since the draft era began in 1965 to advance directly to the big leagues after being selected.

After finishing his playing career with the Texas Rangers in 1985, Hooton began his coaching career with Class A Salem of the Northwest League from 1988-89. He served as the pitching coach for Double A San Antonio of the Dodgers organization from 1990-94, and coached the 1995 season with Triple A Albuquerque.

Hooton went 15-1 to lead Corpus Christi's Richard King High School to the Texas state title as a high school pitcher before beginning his career with the Longhorns. His dominating tenure at Texas culminated in a 35-3 record and 1.14 ERA. He is among UT's all-time pitching leaders in almost every category, including 13 career shutouts. He was the first pitcher ever to be named First Team All-American three consecutive seasons (1969-71).

"Happy" Hooton and his wife Ginger reside in San Antonio during the offseason. The couple has two grown children. He got his nickname from his former manager, Tommy Lasorda, because he seldom looked as if he were happy.



ROUND ROCK EXPRESS STAFF

RON JACKSON

HITTING COACH, ROUND ROCK

Ron Jackson joins the Astros organization for his 21st year as a Major League or minor league hitting coach and his third with Houston. He previously spent four seasons with the Boston Red Sox as that club's Major League hitting coach (2003-06).

Jackson also spent three seasons as hitting coach for the Dodgers' Triple A clubs in Albuquerque and Las Vegas from 2000-02. A veteran hitting coach, Jackson also spent time with the Brewers (1999) and the White Sox (1997-98). He began his coaching career as a minor league coach with the White Sox, first as hitting and first base coach with Triple A Vancouver then as hitting and third base coach at Double A Birmingham. Jackson joined the Brewers as minor league hitting instructor in 1991-92, then served as hitting coach at Triple A New Orleans from 1993-95 until becoming Chicago's first base coach on June 2, 1995. He was later named the hitting coach on Aug. 16, 1997.

Jackson played first base, third base, the outfield and DH during a 10-year career with the Angels (1975-78, 1982-84), Twins (1979-81), Tigers (1981) and Orioles (1984). He hit .259 with 56 homers and 342 RBIs in 926 games, hitting a career-best .297 for the 1978 Angels and in 1979 set personal highs with 158 hits, 40 doubles, 14 homers, 68 RBI and 85 runs for the Twins. His .9943 fielding percentage at first base in '79 broke Rod Carew's team record. He was selected by the Angels in the second round of the 1971 June Draft.

Ron and his wife, Cheryl, have five children, and his older brother, Lawrence, played in the White Sox organization. A graduate of Wenonah High School in Birmingham, AL, "Papa Jack" was honored as the BoSox Club's Man of the Year in 2003.

MIKE FREER

ATHLETIC TRAINER, ROUND ROCK

Mike Freer, the athletic trainer at Triple A Round Rock, is in his 20th season with the Astros minor league system and his 13th at the Triple A level. In 2003, he was named the Minor League Athletic Trainer of the Year by the Professional Baseball Athletic Trainers Society.

Freer worked his way up in the organization, beginning at Class A Kissimmee (1990-93), continuing with Double A Jackson (1994-96), and now at the Triple A level (1997-present). He joined the organization in 1990 after serving as head athletic trainer at the University of Richmond. He was also previously the head athletic trainer for the New York Mets Triple A affiliate at Norfolk.

Freer is a 1976 graduate of Baylor University, where he also earned a master's degree.

ASTROS MINOR LEAGUE STADIUMS

CITY	NAME	LF	CF	RF	CAPACITY
Round Rock (TX)	Dell Diamond	330'	400'	325'	8,722
Corpus Christi (TX)	Whataburger Field	325'	400'	315'	7,500
Lancaster (CA)	Clear Channel Stadium	350'	410'	350'	4,700
Lexington (KY)	Applebee's Park	320'	401'	318'	6,000
Tri-City (Troy, NY)	Joseph L. Bruno Stadium	325'	400'	325'	4,500
Greeneville (TN)	Pioneer Park	331'	400'	331'	2,500
GCL (Kissimmee, FL)	Osceola County Stadium	330'	410'	330'	5,300



2009 SEASON SCHEDULE

APRIL

SUN	MON	TUE	WED	THR	FRI	SAT
			1	2	3	4
5	6	7	8	9 7:05p	10 7:05p	11 7:05p
12 2:05p	13 7:05p	14 7:05p	15 7:05p	16 7:05p	17 7:05p	18 7:05p
19 1:05p	20 12:05p	21	22	23	24 7:05p	25 7:05p
26 7:05p	27 7:05p	28	29	30 7:30p		

MAY

SUN	MON	TUE	WED	THR	FRI	SAT
					1 8:05p	2 8:05p
3	4	5	6	7	8	9
10 2:05p	11 1:05p	12 9:05p	13 9:05p	14 9:05p	15 9:05p	16 9:05p
17 3:05p	18 9:05p	19 1:35p	20	21 7:05p	22 7:05p	23 7:05p
24 7:05p	25 7:05p	26 7:05p	27 7:05p	28 7:05p	29 7:00p	30 6:00p
31 7:00p						

JUNE

SUN	MON	TUE	WED	THR	FRI	SAT
1 11:05a	2 7:05p	3 7:05p	4 7:05p	5 7:05p	6 7:05p	
7 4:05p	8 7:05p	9 12:05p	10	11 7:05p	12 7:05p	13 6:05p
14 7:05p	15 7:00p	16 7:00p	17 12:00p	18	19	20
21	22	23 7:05p	24 11:05a	25 7:05p	26 7:05p	27 7:05p
28 7:05p	29 7:05p	30 7:05p				

JULY

SUN	MON	TUE	WED	THR	FRI	SAT
						4 6:35p
5 1:35p	6 7:05p	7	8	9	10	11
12	13	14	15	16	17	18
19 7:05p	20 7:05p	21 7:05p	22 7:05p	23 7:05p	24 7:05p	25 7:05p
26 1:35p	27 1:35p	28 7:05p	29 7:05p	30 7:05p	31 7:05p	

AUGUST

SUN	MON	TUE	WED	THR	FRI	SAT
						1 OK
2 4:05p	3 7:05p	4 7:05p				
9 6:05p	10 7:05p	11 7:05p	12	13	14	15
16 7:05p	17 9:05p	18 9:05p	19 9:05p	20 9:05p	21 9:05p	22 7:05p
23 4:05p	24 7:05p	25 7:05p	26 7:05p	27 7:05p	28 7:05p	29 7:05p
30 7:35p	31 7:35p					

SEPTEMBER

SUN	MON	TUE	WED	THR	FRI	SAT
		1 7:35p	2 7:35p	3 7:35p		

Pacific Coast League Team Guide

Team	Color	Logo
Albuquerque Dukes	Red	
Las Vegas 51s	Blue	
Portland Sea Dogs	Green	
San Antonio Missions	Blue	
Tucson Sidewinders	Red	
Victoria Royals	Blue	
Wichita Wranglers	Blue	

HOME AWAY

THE ASTROS AND RYAN-SANDERS BASEBALL

In February of 2008, the Astros and Ryan Sanders Baseball announced a two-year extension of the PDC with both affiliates through the 2010 season.



CORPUS CHRISTI HOOKS



Affiliate year (first): Fifth (2005)
 Stadium: Whataburger Field
 Capacity/Year Open: 7,500/2005

CORPUS CHRISTI IN 2008

Record: 55-85
 Finish: 4th, 30-40 (1st), 25-45 (2nd)

MANAGER

Luis Pujols

CORPUS CHRISTI STAFF

CEO: Reid Ryan
 CFO: Reese Ryan
 President: Ken Schrom
 Vice President: Adam Nuse
 GM: Michael Wood
 Pitching Coach: Stan Boroski
 Hitting Coach: Kerth Redie
 Trainer: Jamey Snodgrass

734 East Port Avenue • Corpus Christi, TX 78401
 (361) 561-4665 • (361) 561-4666 (fax) • cchooks.com

Corpus Christi completed the first half of their 140 game schedule with a 30-40 record. The Hooks finished fourth in the Texas League's South Division, 13 games behind first-half division winner Frisco (RoughRiders). Corpus Christi went 25-45 during the season's second half, once again in fourth place and 16 games behind division winner Frisco. April was Corpus Christi's best month, as the team won a season-high five consecutive games to start the season and 15 games overall.

Corpus Christi had major impact players at virtually every position, evidenced by the selection of eight Hooks players to the Texas League All-Star Game. IF Richie Pax, 2B Drew Sutton, 3B Chris Johnson and SS Tommy Manzella represented the Hooks position players. Pitchers Brad James, Ryan McKeller and Chris Blazek rounded out Corpus Christi's All-Star representation. OF Billy Hart was selected to the All-Star team but did not play because of injury.

AT THE PLATE: 2B Drew Sutton, Corpus Christi's team MVP and Postseason All-Star, led the Texas League in hits (165), runs (102) and doubles (39). He also tied for second in the TL with a .408 on-base percentage and tied for fifth with a .317 batting average (165x520). OF Mitch Emertson finished second on the team with 62 RBI while batting .262 (100x382). SS Wladimir Sutil led the Hooks with 22 stolen bases, while outfielder Brian Bogusevic collected 10 doubles and 20 RBI for the Hooks.

ON THE MOUND: Showcasing his talent in the XM Futures Game at Yankee Stadium in July, starting LHP Patin Trinidad finished 2008 with a 6-5 record in 18 starts and a 3.61 ERA (43ER/107 1IP). RHP Bud Norris and LHP Christopher Blazek led the team with 84 strikeouts each, while RHP Samuel Gervacio (4.13 ERA) led Corpus Christi's bullpen with five saves in 2008.

2008 CORPUS CHRISTI HOOKS STATISTICS

BATTER	AVG	G	AB	R	H	2B	3B	HR	RBI	SH	SF	HB	BB	SO	SB	CS	F
* Ash, Jonathan	.260	32	123	16	32	5	1	0	9	2	1	2	17	4	1	0	1
# Ball, Jarred	.259	52	170	30	44	11	5	1	16	0	1	2	25	48	14	2	0
* Bogusevic, Brian	.371	42	124	21	46	10	2	3	20	0	4	1	16	24	8	1	1
Cosby, Rob	.222	102	369	35	82	21	2	10	48	3	0	2	14	48	2	0	6
Emertson, Mitch	.262	105	382	51	100	26	2	11	62	4	0	4	26	88	5	3	8
Fixer, Jonathan	.143	3	7	3	1	0	0	0	1	1	0	1	0	4	0	0	0
Goettlins, Jimmy	.071	6	14	4	1	0	0	0	2	0	1	0	5	6	0	0	0
Hart, Billy	.260	96	319	51	83	23	1	7	39	1	2	3	41	64	9	8	3
Iorg, Eli	.268	127	459	53	123	21	5	11	59	4	2	5	23	112	21	9	5
Johnson, Chris	.324	84	330	43	107	24	0	12	58	4	1	3	20	61	5	0	23
Lopez, Jose	.222	39	126	12	28	2	0	2	10	1	2	1	5	31	0	0	6
* Majewski, Val	.333	16	66	11	22	6	0	3	10	0	0	0	3	9	0	1	0
Manzella, Tommy	.299	54	224	27	67	11	5	4	34	4	3	1	17	35	4	4	4
# Matsu, Kazuo	.429	2	7	1	3	3	0	0	0	0	0	0	1	0	0	0	0
Paz, Richard	.287	67	216	22	62	8	2	4	32	3	2	5	47	32	0	0	9
Quintero, Humberto	.250	3	12	0	3	2	0	0	1	0	0	0	0	1	0	0	0
Rosales, Orlando	.217	32	106	13	23	4	0	1	5	0	1	1	5	17	0	2	2
Sadler, Ray	.290	33	107	24	31	6	3	4	19	2	0	4	10	20	1	2	1
Santangelo, Lou	.241	96	349	32	84	11	0	8	39	1	2	0	26	86	1	0	6
Sheidon, Ole	.282	114	373	60	105	15	2	13	55	4	1	6	58	71	3	1	3
Sutil, Wladimir	.259	93	316	44	82	13	0	0	24	3	8	3	16	32	22	4	10
# Sutton, Drew	.317	133	520	102	165	39	4	20	69	3	1	6	76	98	20	7	26
Van Hekken, Andy	.000	2	4	0	0	0	0	0	0	0	1	0	0	3	0	0	0
Van Ostrand, James	.160	9	25	1	4	2	0	0	1	0	0	0	3	6	0	0	2
Team Total	.271	140	4821	659	1307	263	34	114	620	40	43	50	457	925	116	44	132

* - left-handed batter
 # - switch hitter

2008 CORPUS CHRISTI HOOKS STATISTICS

PITCHERS	W-L	ERA	G	GS	CG	SH	SV	IP	H	R	ER	HR	HR	BB	SO	BK	WP
* Blazek, Christopher	4-4	4.52	47	0	0	0	2	69.2	67	38	35	8	0	28	84	0	6
* Bogusevic, Brian	2-6	5.50	17	17	0	0	0	88.1	94	56	54	15	3	32	34	0	2
Douglass, Chance	4-10	5.09	22	22	0	0	0	123.2	144	77	70	19	4	44	69	0	4
Englebrook, Evan	2-2	3.90	34	2	0	0	4	55.1	54	26	24	3	0	25	33	0	6
Estrada, Paul	2-0	7.88	9	0	0	0	0	8.0	12	7	7	2	0	5	3	0	1
Fairchild, Thomas	2-8	8.80	22	10	0	0	1	61.1	78	62	60	10	8	31	45	0	4
Gervacio, Samuel	2-5	4.13	47	0	0	0	5	65.1	69	36	30	8	3	26	82	0	1
1 - Gordon, Brian	0-0	4.50	1	0	0	0	0	2.0	2	1	1	1	0	1	0	0	0
Hall, Bo	2-1	10.90	8	0	0	0	0	17.1	29	21	21	9	0	5	13	0	1
Hudspeth, Casey	4-5	5.40	10	9	0	0	0	55.0	57	35	33	4	4	28	36	0	4
James, Brad	6-6	4.45	18	18	0	0	0	93.0	107	52	46	9	8	35	45	0	6
McKeller, Ryan	4-6	5.89	45	0	0	0	1	70.1	88	50	46	10	0	36	71	0	4
Melendez, German	1-0	3.63	10	0	0	0	1	17.1	11	8	7	1	1	11	14	0	0
Middleton, Kyle	0-0	4.50	6	0	0	0	3	6.0	6	3	3	1	0	0	5	0	0
Norris, Bud	3-8	4.05	19	19	0	0	0	80.0	89	42	36	8	7	31	84	3	—
Oyervidez, Jose	1-2	6.26	42	0	0	0	3	73.1	91	58	51	5	8	38	54	0	9
Perez, Sergio	2-3	2.30	7	5	0	0	0	27.1	30	8	7	3	1	8	18	1	0
* Rodriguez, Wandy	0-0	1.50	1	1	0	0	0	6.0	4	1	1	0	0	1	0	0	0
* Salamida, Christopher	0-2	5.52	11	0	0	0	1	14.2	22	11	9	0	0	5	4	1	1
Thompson, Ryan	1-3	5.65	19	0	0	0	0	36.2	40	24	23	6	2	9	39	0	1
* Trinidad, Poin	6-5	3.61	18	18	0	0	0	107.1	108	47	43	13	4	21	75	2	4
* Van Hekken, Andy	6-3	3.19	11	11	0	0	0	67.2	82	30	24	6	1	10	56	0	3
Walker, Sean	1 6	7.24	26	8	0	0	0	87.0	125	78	70	5	4	33	50	1	9
Team Total	55-85	5.12	140	140	0	4	21	1232.2	1410	760	701	147	58	463	915	8	67

* left-handed pitcher

CORPUS CHRISTI HOOKS STAFF

LUIS PUJOLS

MANAGER, CORPUS CHRISTI

Luis Pujols begins his second season as the manager of the Double A Corpus Christi Hooks after being named to the post on Dec. 10, 2007.

Pujols enters his 22nd season of professional coaching in 2009, including his 13 years at the big league level. The former Major League catcher joined the Astros organization after serving four years as the first base coach for the San Francisco Giants from 2003-06. Pujols joined a Double A club that was 67-73 and third place in the Texas League's South Division in 2007.

Before joining the Giants organization, Pujols was a bench coach for the Detroit Tigers under manager Phil Garner in 2002 and became just the second Dominican-born manager in Major League history on April 8 after Garner was dismissed. Pujols held that post on an interim basis for the remainder of the 2002 season. In 2001, Pujols served as manager of Detroit's Double A club, leading that club to the Eastern League Southern Division crown and was named manager of the American League squad for the Double A All-Star Game. He served eight years on the Montreal big league coaching staff from 1993-2000. The former catcher played with Houston (1977-83), Kansas City (1984) and Texas (1985) during nine MLB seasons and was a member of the Astros 1980 NL West championship team.

Pujols and wife Xiomara have two sons, Alexis and Luis, Jr., and a daughter, Genesis.

PUJOLS' RECORD AS A MANAGER

YEAR	CLUB	LEAGUE	WON	LOST	POSITION
2001	Erie	Eastern	84	58	Southern Div. Champs
2002	DETROIT	American League	55	100	Fifth (AL Central)
2008	Corpus Christi	Texas	55	85 (1st/2nd)	Fourth

STAN BOROSKI

PITCHING COACH, CORPUS CHRISTI

A versatile member of the Astros organization, Stan Boroski begins his third season on the Corpus Christi staff as pitching coach. He previously served four seasons at Class A Salem (2003-06). Boroski served in the same role at Class A Michigan from 2001-02, where he was named a coach for the 2002 Midwest League All-Star Game. Boroski has worked as both a scout and a coach for the Astros over the past 15-plus years. He served as a scout for the Astros from 1991-93 and in 1997, was both a scout and a coach from 1994-96, and was a coach from 1998-2000 with the Gulf Coast Astros and Martinsville Astros.

The Milwaukee Brewer's selected the Ohio native as a catcher in the 20th round of the June 1981 draft. Boroski, who attended Ohio University, played two seasons for the Milwaukee organization. He signed with the Royals in 1985 and finished his playing career as a pitcher in Kansas City's system.

**CORPUS CHRISTI HOOKS STAFF****KEITH BODIE****HITTING COACH, CORPUS CHRISTI**

Keith Bodie is in his first season with Corpus Christi and his second season with the Houston Astros organization, spending 2008 as the hitting coach at Class A Salem. Bodie spent nine years as a player for the N Y Mets and Houston Astros farm systems before accepting a coaching position in 1983 with the Auburn club. He also coached at Double A Columbus for two years from 1984-85 before being named Auburn's manager in 1986. He also managed for Class A Asheville in 1987 and for the Florida State League club in Osceola in 1988.

Bodie also managed at Class A Clinton of the Giants organization in 1989, Class A San Bernadino in 1990, and three years at Triple A Calgary from 1991-93. He rejoined the Giants in 1994, serving that year as the minor league hitting coordinator before returning to the dugout to manage Triple A Phoenix in 1995. Bodie served four years as the club's minor league field coordinator from 1996-99.

Bodie returned to the dugout for four seasons as the manager for Double A Wichita from 2000-03, moving into a position as the outfield and baserunning instructor in 2004. His last role was as the manager for Double A Harrisburg in the Washington organization in 2005. In 14 years as a manager, Bodie's clubs won division titles on seven occasions.

Bodie resides in Gilbert, AZ with his wife, Stacy, daughters Brittney and Breeana, and son Robert.

JAMEY SNODGRASS**ATHLETIC TRAINER, CORPUS CHRISTI**

Jamey Snodgrass, the 2001 and 2002 Midwest League Trainer of the Year, begins his 11th season in the Houston Astros organization and his fifth in Corpus Christi. Snodgrass was named to the Texas League All-Star staff in 2006. He spent the 2003-04 seasons as the athletic trainer at Double A Round Rock after serving two seasons at Class A Michigan from 2001-02. Snodgrass worked his first two years in the Astros system (1999-2000) as the athletic trainer at Class A Auburn.

A graduate of Mount Union College in Alliance, Ohio, Snodgrass previously worked for the Concorde Therapy Group, performing athletic training duties for high school student-athletes. He also worked with student trainers as an affiliated instructor for Mount Union's athletic training program. In his final year at Mount Union, he was honored as the Senior Athletic Trainer of the Year.



2009 SEASON SCHEDULE

APRIL

SUN	MON	TUE	WED	THR	FRI	SAT
			1		3	4
5	6	7	8			
12	13	14	15	16 7:05p	17 7:05p	18 6:03p
NOR	NOR	NOR		TUL	TUL	TUL
19 2:30p	20 6:30p	21 11:00a	22			
NOR	NOR	NOR		FRI	FRI	FRI
	27 6:30p	28 6:30p	29 6:20p	30 6:10p		
FRI	MID	MID	MID	MID		

MAY

SUN	MON	TUE	WED	THR	FRI	SAT
					1 9:00p	2 7:00p
					FRI	FRI
3 7:00p	4 7:00p	5	6	7	8	9 7:05p
FRI	FRI	MID	MID	MID	MID	SA
10 4:05p	11	12	13	14	15	16
SA		SA	FRI	FRI	FRI	FRI
		19	20 11:00a	21 7:05p	22 6:40p	23 6:30p
			SA	SA	MID	MID
24 7:00p	25 6:30p	26				
MID	MID					

JUNE

SUN	MON	TUE	WED	THR	FRI	SAT
		2	3 7:00p	4 7:00p	5 6:50p	6 6:10p
			ARK	ARK	ARK	SPR
7 6:40p	8 7:10p	9				
SPR	SPR		MID	MID	MID	MID
14 6:00p	15 7:05p	16 7:05p	17 7:05p	18 7:00p	19 7:00p	20 7:00p
SA	SA	SA	SA	FRI	FRI	FRI
21 6:00p					26 7:00p	27 7:00p
FRI					FRI	FRI
28 6:00p	29 7:00p	30				
FRI	FRI					

JULY

SUN	MON	TUE	WED	THR	FRI	SAT
			1		2	3
					TUL	TUL
		8	9 7:05p	10 7:05p	11 7:05p	
	NOR					
12 7:30p	13 7:00p	14 7:30p	15			
NOR	NOR	NOR				
20 7:00p	21 7:00p	22 7:00p	23 7:00p	24	25	26
MID	MID	MID	MID			FRI
					31 7:00p	
					MID	

AUGUST

SUN	MON	TUE	WED	THR	FRI	SAT
						1 6:10p
						MID
2 6:00p	3 7:10p	4 7:00p	5	6 7:00p		
MID	MID	SA	SA	SA		
		11	12	13	14	15
			MID	MID	MID	MID
		18	19 7:10p	20 7:00p	21 7:10p	22 6:00p
			ARK	ARK	ARK	SPR
23 6:00p	24 7:10p	25	26	27	28	29 7:30p
SPR	SPR	MID	MID	MID	MID	SA
30 6:05p	31 7:05p					
SA	SA					

HOME AWAY

SEPTEMBER

SUN	MON	TUE	WED	THR	FRI	SAT
		1 7:00p	2 7:30p	3 6:00p	4 7:00p	
		FRI	FRI	FRI	FRI	

Texas League Team Guide

- MID - Midland RockHounds
- NOR - Northwest Arkansas Naturals
- SPR - Springfield Cardinals
- TUL - Tulsa Drillers
- WAC - Wichita Wranglers



LANCASTER JETHAWKS



Affiliate year (first): First (2009)
 Stadium: Clear Channel Stadium
 Capacity/Year Open: 4,700/1996

MANAGER

Wes Clements

LANCASTER STAFF

Owners: Three Nine Baseball LLC
 GM: Larry Thornhill
 Pitching Coach: Don Alexander
 Coach: Darryl Robinson
 Trainer: Eric Montague

45116 Valley Central Way • Lancaster, CA 93536
 (661) 726-5400 • (661) 726-5406 (fax) • jethawks.com

The Houston Astros signed a two-year Player Development Contract (PDC) with the Class A Lancaster Jethawks, replacing the Salem Avalanche affiliate, in late September of 2008.

2008 HIGH CLASS & SALEM AVALANCHE RECAP

With a first-half record of 30-40, Salem finished third in the Carolina League's Southern Division. The Avalanche finished the season's first 70 games 15.0 games behind first-half division winner Myrtle Beach (Pelicans). With a second-half record of 26-44, Salem finished fourth, 18.0 games behind Myrtle Beach. The Avalanche won a season-best five consecutive games from July 25-29 and won a season-high 12 games in each April, May and August.

AT THE PLATE. Salem's team MVP, 1B Mark Ori, led the Carolina League in hits (151) and finished third in batting average (.304,151x497) and RBI (89, tops among Astros minor leaguers). Ori also led Sa em with 11 home runs and tied with 55 Tim Torres for the team lead in doubles (36). Ori and OF Jordan Parraz were named to the Carolina League's post-season All-Star team. Parraz, in addition to finishing fourth in the league with a .399 on-base percentage, led minor league baseball with a 38-game on-base streak that stretched from June 21-August 8. Parraz also finished fourth in the league with 82 runs. C Koby Clemens and OF Jimmy Van Ostrand were selected to play in the Carolina League's mid-season All-Star Game. Van Ostrand also took a brief hiatus from the Avalanche during August in order to represent Canada during the 2008 Summer Olympic Games in Beijing, China.

ON THE MOUND. LHP Douglas Arguello finished the season with the league's third-best ERA (3.30 ERA, 52 ER/142.0 IP). The southpaw tossed 142.0 innings, eighth-best in the league, on his way to a team-high 10 wins (tied fifth-best, Carolina League). LHP Christopher Salamina recorded a team-high 11 saves while reliever Bryan Hallberg collected six saves and a 2.6B ERA (24 ER/80.2 IP) on the year.

2008 SALEM AVALANCHE STATISTICS

BATTER	AVG	G	AB	R	H	2B	3B	HR	RBI	SH	SF	HP	BB	SO	SB	CS	E
* Bogusevic, Brian	.217	8	23	4	5	2	0	1	6	0	0	1	4	1	1	0	1
# Buchanan, Greg	.240	114	383	51	92	18	5	0	39	5	5	2	31	74	10	2	11
Carkeek, Kevin	.222	44	126	13	28	6	0	1	12	2	4	3	11	30	0	1	8
Clemens, Koby	.268	109	388	54	104	29	5	7	52	5	0	4	61	99	1	4	8
* DeLome, Collin	.232	68	237	40	55	14	3	10	35	3	1	9	17	57	7	2	4
Florentino, Jhon	.290	117	452	58	131	24	6	4	48	5	2	6	24	74	14	8	21
Goethals, Jimmy	.250	7	16	3	4	0	0	0	0	0	0	0	4	6	0	0	4
Jacobs, Saf	.250	8	16	3	4	2	0	0	2	1	1	0	3	4	0	0	1
Mena, Roberto	.213	76	240	31	51	10	2	0	15	3	4	1	13	48	4	5	16
Mores, Nicholas	.218	55	170	20	37	8	0	2	15	4	1	4	14	48	5	4	0
* Ori, Mark	.304	131	487	73	151	36	2	11	89	6	0	10	49	92	4	1	10
Parraz, Jordan	.289	114	425	82	123	31	3	6	42	1	0	14	64	79	21	10	4
Quintero, Cesar A	.224	115	392	44	88	15	3	7	46	4	7	2	26	105	13	5	4
* Reed, Ryan	.196	14	51	3	10	3	1	0	2	0	1	0	1	19	0	0	2
Rosales, Orlando	.216	64	232	18	50	18	0	0	27	3	0	2	21	31	2	5	3
Suti, Vladimir	.268	21	82	15	22	6	0	0	15	0	1	1	2	13	6	2	7
Sweet, Travis	.150	33	100	9	15	3	0	1	9	3	2	0	6	25	1	2	1
Tellam, Justin	.195	26	82	8	16	5	1	2	11	2	1	0	9	18	1	0	2
# Torres, Tim	.272	127	475	67	129	36	4	9	62	3	3	2	62	97	12	6	18
Van Ostrand, James	.292	97	363	41	106	28	1	7	64	4	1	8	30	45	1	3	7
Team Total	.257	140	4752	637	1221	294	36	68	581	54	34	69	452	966	103	60	145

* - left handed batter
 # - switch hitter

PITCHERS	W-L	ERA	G	GS	CG	SH	SV	IP	H	R	ER	HR	HB	BB	SO	BK	WP
Abreu, Erick	7-6	3.98	35	19	0	0	1	131.0	141	64	58	12	7	33	92	0	7
* Appell, Josh	1-2	5.96	44	0	0	0	0	54.1	62	39	36	4	2	38	48	1	11
* Arguello, Douglas	10-6	3.30	27	25	2	1	0	142.0	119	59	52	5	10	69	90	0	14
Bass, Corey	4-15	6.70	27	27	0	0	0	129.0	166	110	56	11	10	47	48	2	7
Diaz, Raymar	3-4	5.12	55	0	0	0	1	82.2	91	50	47	9	0	30	52	0	3
Dominguez, Jason	5-4	3.81	52	0	0	0	5	80.1	74	39	34	3	6	23	47	1	7
Hallberg, Bryan	5-8	2.68	49	1	0	0	6	80.2	59	28	24	5	5	33	66	0	3
Hudspeth, Casey	4-7	3.96	17	17	0	0	0	100.0	104	53	44	4	6	29	49	0	4
Paceja, Jay	0-2	3.38	8	0	0	0	0	13.1	12	9	5	2	0	5	17	0	6
Poweia, Jordan	0-1	5.56	9	0	0	0	0	11.1	17	11	7	0	0	4	5	0	1
* Quaben, David	3-11	5.46	35	8	0	0	0	84.0	93	67	51	9	9	48	57	0	5
* Salamina, Christopher	4-2	5.75	36	2	0	0	11	67.1	78	47	43	11	5	14	45	0	5
Santo, Joel	0-3	5.70	26	4	0	0	0	47.1	51	33	30	3	4	35	31	0	6
* Severino, Sergio	1-6	7.66	17	17	0	0	0	67.0	85	63	57	7	2	48	38	1	7
* Trinidad, Polin	4-2	2.32	10	10	0	0	0	62.0	46	18	16	2	1	11	34	1	1
Wagner, Chad	5-4	3.66	13	10	0	0	0	59.0	61	28	24	3	3	11	22	0	2
Walker, Sean	0-1	2.81	13	0	0	0	3	16.0	12	7	5	1	1	4	19	0	1
Team Total	56-84	4.61	140	140	2	6	27	1227.1	1271	725	628	91	71	482	760	6	90

* - left-handed pitcher

PLAYER DEVELOPMENT

LANCASTER JETHAWKS STAFF

WES CLEMENTS

MANAGER, LANCASTER

Wes Clements begins his first managerial stint this year with the Lancaster Jethawks, the club's first season as an affiliate of the Houston Astros. Clements, a former minor league player in the Houston organization, rejoins the Astros after spending the past few seasons as a hitting coach in the Chicago White Sox organization, most recently at the Double A Birmingham Barons and the Caguas Creoles of the Puerto Rican Winter League in 2008. He has coached in the Milwaukee Brewers and Los Angeles Angels farm systems, as well as managed teams in Mexico. Clements also spent three seasons as the head baseball coach at Calabasas High School, located an hour south of Lancaster.

A sixth-round draft pick by the Houston Astros in 1980, Clements spent 11 seasons as a player in the minor leagues, hitting 173 home runs and 664 RBI in his career.

A native of southern California, Clements attended the University of Arizona where he was a member of the 1980 NCAA Championship team and was named All-American and Academic All-American by The Sporting News. Clements is single and resides in Pona, California.

DON ALEXANDER

PITCHING COACH, LANCASTER

Don Alexander begins his first season with Lancaster following five seasons on the coaching staff at Tri-City. He spent the previous four years coaching at the high school level.

Alexander began his professional coaching career in the Astros organization at Class A Auburn in 1990. His seven seasons in the Houston system (1990-96) included stints at Class A Quad City, Class A Asheville, and with the Rookie-league Gulf Coast Astros. From 1996-99, he was the Double A pitching instructor with the San Diego organization. The 1998 Mobile squad claimed the Southern League title, and the pitching staff led the league in ERA, complete games, shutouts, fewest hits allowed and fewest walks allowed. He was also a pitching coach in the Cincinnati system from 1999-2000.

A longtime pitching instructor at the San Diego school of baseball, Alexander played collegiately at the University of San Diego from 1976-80. He served as pitching coach at San Diego Mesa College for six years and was an associate scout for the Astros from 1986-89.

DARRYL ROBINSON

HITTING COACH, LANCASTER

Darryl Robinson enters his first season as a coach in the Astros organization in 2009. During his playing career, Robinson split time in the minor league systems with Kansas City (1986-93), Boston (1995) and Chicago (1998). He was originally drafted by the Kansas City Royals in 1986.

He is a graduate of Whitney-Young High School in Illinois and currently makes his home in Woodbury, MN.

ERIC MONTAGUE

ATHLETIC TRAINER, LANCASTER

Eric Montague returns for his ninth season as a trainer in the Astros organization and fourth at Houston's Class A level. This season will be Montague's 13th in professional baseball, as he previously spent five years with the New York Mets organization (1997-2001).

Montague also served as a student trainer at Mississippi State University in Starkville, Miss., where he earned a bachelor of science degree in fitness.



2009 SEASON SCHEDULE

APRIL

SUN	MON	TUE	WED	THU	FRI	SAT
			1	2	3	4
5	6	7	8	9 7:05p	10 7:05p	11 7:05p
12 3:05p	13 7:00p	14 7:00p	15 7:00p	16 7:00p	17 7:00p	18 7:00p
19 2:00p	20 7:05p	21 7:05p	22 7:05p	23 7:00p	24 7:00p	25 7:00p
26 2:00p	27 7:00p	28 7:00p	29 11:00a	30		
RC	SJ	SJ	SJ			

MAY

SUN	MON	TUE	WED	THU	FRI	SAT
					1 7:05p	2 7:05p
					VIS	VIS
3 1:05p	4 7:00p	5 7:05p	6 6:05p	7 7:05p	8 7:00p	9 7:00p
VIS	VIS	LE	LE	LE	INL	INL
10 2:00p	11	12 7:00p	13 7:00p	14 7:00p	15 7:35p	16 7:05p
INL		LE	LE	LE	RC	RC
17 7:05p	18 10:35a	19 05p	20 6:05p	21 7:05p	22 7:00p	23 7:00p
RC	RC	LE	LE	LE	HD	HD
24 2:00p	25 5:00p	26	27 7:05p	28 7:05p	29 7:35p	30 7:00p
HD	HD		RC	RC	RC	RC
31 2:00p						
MOD						

JUNE

SUN	MON	TUE	WED	THU	FRI	SAT
	1 7:00p	2 7:00p	3 7:00p	4 7:00p	5 7:00p	6 7:00p
	MOD	MOD	MOD	RC	RC	RC
7 2:00p	8	9 7:05p	10 7:05p	11 7:05p	12 7:05p	13 05p
RC		INL	INL	INL	HD	HD
14 3:05p	15 7:00p	16 7:00p	17 7:00p	18 5:00p	19 7:00p	20 7:00p
HD	INL	INL	INL	MOD	MOD	MOD
21 7:00p	22	23	24	25 7:00p	26 7:00p	27 7:00p
MOD				RC	RC	RC
28 6:05p	29 7:05p	30 7:05p				
STO	STO	STO				

JULY

SUN	MON	TUE	WED	THU	FRI	SAT
						4 7:05p
						INL
5 6:05p	6 7:05p	7 7:00p	8 7:05p	9 7:00p	10 7:00p	11 7:00p
INL	INL	RC	RC	RC	INL	INL
12 2:00p	13 7:00p	14	15 7:05p	16 7:05p	17 7:05p	18 05p
INL	INL		HD	HD	HD	HD
19 7:00p	20 7:00p	21 11:00a	22 7:00p	23 7:00p	24 7:00p	25 7:05p
STO	STO	STO	LE	LE	LE	HD
26 3:05p	27 7:05p	28 7:00p	29 7:00p	30 7:00p	31 7:05p	
HD	HD	HD	HD	HD	INL	

AUGUST

SUN	MON	TUE	WED	THU	FRI	SAT
						1 7:00p
						INL
2 7:00p	3 7:00p	4 7:00p	5 7:00p	6 7:00p	7 7:30p	8 7:30p
INL		HD	HD	HD	BAK	BAK
9 7:30p	10	11 7:00p	12 7:00p	13 7:00p	14 2:00p	15 7:00p
BAK		LE	LE	LE	BAK	BAK
16 5:00p	17	18 7:05p	19 6:05p	20 7:00p	21 7:00p	22 7:00p
BAK		LE	LE	LE	VIS	VIS
23 3:00p	24 7:05p	25 7:05p	26 7:05p	27 7:00p	28 7:00p	29 6:00p
VIS	HD	HD	HD	SJ	SJ	SJ
30 5:00p	31					
SJ						

||||| AWAY

SEPTEMBER

SUN	MON	TUE	WED	THU	FRI	SAT
		1 7:05p	2 7:05p	3 05p	4 7:00p	7:00p
		HD	HD	HD	INL	INL
6 2:00p	7 2:00p					
INL	INL					

California League Team Guide

BAK.....Bakersfield Blaze	HD.....High Desert Mavericks
MOD.....Modesto Nuts	INL.....Inland Empire 66ers
SJ.....San Jose Giants	LE.....Lake Elsinore Storm
STO.....Stockton Ports	LAN.....Lancaster Jethawks
VIS.....Visalia Rawhide	RC.....Rancho Cucamonga Quakes

PLAYER DEVELOPMENT



LEXINGTON LEGENDS STAFF

TOM LAWLESS

MANAGER, LEXINGTON

Tom Lawless begins his first season at the helm of the Lexington Legends after spending the last five seasons with the Orioles organization. He was the minor league roving infield/baserunning instructor during the last three years (2006-08), and before joining the Orioles, Lawless spent the 2002 season working for the Office of the Commissioner of Major League Baseball as an on-field operations assistant under the supervision of former Astro Bob Watson. Prior to that, he managed three different Midwest League clubs over an eight-year span, and he began his coaching career in 1992 as a minor league infield/baserunning instructor for two seasons in Anaheim's system before becoming manager of their Class A Cedar Rapids affiliate in 1994.

Lawless played eight seasons in the Major Leagues for Cincinnati, Montreal, St. Louis and Toronto and was traded from the Reds to the Expos for all-time hits leader Pete Rose in 1984. He played in two World Series for St. Louis and hit a three-run homer off Frank Viola in a 7-2 Cardinals' win in Game 4 of the 1987 World Series.

Lawless is a graduate of Stony Vincent (PA) High School and the Behrend College of Penn State University with a degree in political science. He and his wife of 28 years, Cheryl, have three daughters: Jessica (26), Samantha (22) and Hillary (16) and reside in St. Louis, Missouri.

LAWLESS' RECORD AS A MANAGER

YEAR	CLUB	LEAGUE	WON	LOST	POSITION
1994	Cedar Rapids	Midwest	77	62	Fourth/First
1995	Cedar Rapids	Midwest	76	62	Third/First
1996	Cedar Rapids	Midwest	63	72	Fourth/Second
2000	Peoria	Midwest	63	74	Sixth/Fourth
2001	Fort Wayne	Midwest	54	83	Fifth/Sixth
2003	Frederick	Carolina	60	75	Fourth/Third
2004	Frederick	Carolina	52	87	Fourth/Second

CHARLEY TAYLOR

PITCHING COACH, LEXINGTON

Charley Taylor enters his 28th season as a coach in the Houston system and his ninth year as the pitching coach at Class A Lexington. The 2005 season marked his 33rd season overall with Houston after spending seven seasons (1969-75) as an Astros minor league hurler. Taylor has been pitching coach for five different championship clubs, including the 2001 South Atlantic League champion Lexington Legends and the 2000 Midwest League champion Michigan Battle Cats. His other championship teams include 1984 South Atlantic League champion Asheville, 1986 Southern League champion Columbus, and the 1993 Texas League champion Jackson.

Taylor retired as a player after the 1975 season and worked in Cincinnati's front office from 1977-81. His coaching career began at Asheville in 1982 and includes stops at Osceola (1985), Columbus (1986, 1990) and again at Asheville (1987-89). He had two stints as the Jackson pitching coach from 1991-95 and again from 1998-99. Taylor also served as pitching coach at Tucson (1996), Quad City (1997), and Michigan (2000).

PETE RANCONT

HITTING COACH, LEXINGTON

Pete Rancont begins his first year as Lexington's hitting coach after a two-year managerial stint with the Tri-City ValleyCats. He completed three seasons with the Greenville Astros coaching staff after spending the 2003 season with the Class A Salem Avalanche. He served 2002 with the Class A Lexington Legends and the 2001 season at Class A Michigan. He first joined the professional ranks in 2001 after nearly 30 years of coaching at the high school and college levels in Alabama. During Rancont's tenure as head coach of the University of Alabama-Birmingham, UAB won three conference championships.

Rancont was a two-year letterman and a two-time All-SEC Eastern Division shortstop for Auburn during his college playing days, and he received his Master's degree from Auburn in 1983. Before starring for the Tigers, he lettered for two seasons at Gulf Coast Junior College in Panama City, Florida.

JOHN PATTON

ATHLETIC TRAINER, LEXINGTON

John Patton enters his sixth season in the Astros organization and his second at Lexington after spending three seasons at Short Season Tri-City. He originally joined the Houston system as athletic trainer for Rookie League Martinsville in 2003. Prior to the Astros, Patton completed an internship as an athletic trainer in the Baltimore Orioles organization in 2002.

Patton received a bachelor of science degree in athletic training from Manchester College in North Manchester, Ind., in 2001. At Manchester he served as a student athletic trainer, working with the baseball, football, basketball, track, wrestling and soccer teams. During the offseason, he works at Orthopaedics Northeast in Fort Wayne, Ind., in the SportONE sports medicine division.



2009 SEASON SCHEDULE

APRIL

SUN	MON	TUE	WED	THU	FRI	SAT
			1	2	3	4
5	6	7	8	9 7:05p	10 7:05p	11 6:05p
12	13 7:05p	14 7:05p	15 10:05a	16 7:05p	17 7:05p	18 7:05p
19 7:05p	20 7:05p	21 7:00p	22 00a	23 7:00p	24 7:00p	25 7:05p
26 7:05p	27	28 7:05p	29 10:05a	30 7:05p		

MAY

SUN	MON	TUE	WED	THU	FRI	SAT
						2 7:05p
3	4	5 7:05p	6 7:00p	7 7:00p	8 7:00p	9 7:00p
10	11 7:05p	12 7:05p	13 7:05p	14 7:05p	15 7:05p	16 7:05p
17 7:05p	18 10:05a	19	20 7:05p	21 7:05p	22 7:05p	23 7:05p
24 6:00p	25 7:00p	26 7:00p	27 7:00p	28	29 7:05p	30 7:05p
31 7:05p						

JUNE

SUN	MON	TUE	WED	THU	FRI	SAT
	1 7:05p	2 0:05a	3 7:05p	4	5	6
7	8 7:05p	9 7:05p	10 7:05p	11 7:05p	12 7:05p	13 7:05p
14 7:05p	15 7:05p	16 7:05p	17 7:05p	18 7:05p	19 7:05p	20 7:05p
21 4:00p	22	23	24	25 7:05p	26 7:05p	27 7:05p
28 7:05p	29	30 7:05p				

JULY

SUN	MON	TUE	WED	THU	FRI	SAT
			1	2	3	4
5	6	7	8 7:05p	9 7:05p	10 7:05p	11 7:05p
12	13 7:05p	14 7:05p	15 7:05p	16 7:05p	17 7:05p	18 7:05p
19 5:05p	20 7:05p	21	22 7:05p	23 7:05p	24 7:05p	25 7:05p
26 7:05p	27 7:05p	28 7:05p	29 7:05p	30	31	

AUGUST

SUN	MON	TUE	WED	THU	FRI	SAT
						1
2	3	4	5	6	7	8
9 2:05p	10 7:05p	11 7:05p	12 7:05p	13 7:05p	14 7:05p	15 7:05p
16	17 0:05a	18 7:05p	19 7:05p	20 7:05p	21 7:05p	22 7:05p
23 4:05p	24 7:05p	25 7:05p	26 7:05p	27 7:05p	28 7:05p	29 7:05p
30 7:05p	31 7:05p					

SEPTEMBER

SUN	MON	TUE	WED	THU	FRI	SAT
			1	2	3	4
6	7					

HOME AWAY

South Atlantic League Team Guide

Southern Division		Northern Division	
ASH.....Asheville Tourists	BG.....Bowling Green Hot Rods	DEL.....Delmarva Shorebirds	HAG.....Hagerstown Suns
AUG.....Augusta Greenjackets	DEL.....Delmarva Shorebirds	HIC.....Hickory Crawdads	KAN.....Kannapolis Intimidators
COL.....Columbus Catfish	HAG.....Hagerstown Suns	LC.....Lake County Captains	LAK.....Lakewood BlueClaws
CHA.....Charleston Riverdogs	HIC.....Hickory Crawdads	WV.....West Virginia Power	
GNB.....Greensboro Grasshoppers	KAN.....Kannapolis Intimidators		
GNV.....Greenville Drive	LC.....Lake County Captains		
ROM.....Rome Braves	LAK.....Lakewood BlueClaws		
SAV.....Savannah Sand Gnats	WV.....West Virginia Power		

2009 ASTROS PLAYER DEVELOPMENT AWARDS

TRIPLE A ROUND ROCK

RHP Dave Borkowski

- Round Rock Pitcher of the Month, June

RHP Ron Chiavacci

- Round Rock Pitcher of the Month, July

OF Nick Gorneault

- Round Rock Offensive Player of the Month, July

RHP Runelvys Hernandez

- Round Rock Pitcher of the Month, May
- PCL Pitcher of the Week (4/28-5/4)

C J.R. House

- Round Rock Offensive Player of the Month, April

LHP Ray King

- Round Rock Pitcher of the Month, August

IF Tommy Manzella

- Round Rock Defensive Player of the Month, August

IF Edwin Maysonet

- Round Rock Defensive Player of the Month, May

LHP Josh Muecke

- PCL All-Star

IF David Newhan

- Round Rock Offensive Player of the Month, June

OF Yordany Ramirez

- Round Rock Defensive Player of the Month, April

LHP Stephen Randolph

- Round Rock Pitcher of the Month, April

IF Mark Saccomanno

- Round Rock Team MVP
- PCL All-Star
- Round Rock Offensive Player of the Month, May; August

OF Ray Sadler

- Round Rock Defensive Player of the Month, June; July

DOUBLE A CORPUS CHRISTI

OF Jarred Ball

- Corpus Christi Defensive Player of the Month, July

LHP Christopher Blazek

- TL All-Star

OF Brian Bogusevic

- Corpus Christi Offensive/Defensive Player of the Month, August

OF Billy Hart

- TL All-Star (did not attend due to injury)

RHP Casey Hudspeth

- Corpus Christi Pitcher of the Month, August

RHP Brad James

- TL All-Star
- Corpus Christi Pitcher of the Month, May

IF Chris Johnson

- TL All-Star
- Corpus Christi Offensive Player of the Month, May; June

IF Tommy Manzella

- TL All-Star
- Corpus Christi Defensive Player of the Month, April

RHP Ryan McKeller

- TL All-Star

RHP Bud Norris

- Corpus Christi Pitcher of the Month, April

IF Richard Paz

- TL All-Star

C Lou Santangelo

- Corpus Christi Defensive Player of the Month, May

IF Wladimir Sutil

- Corpus Christi Defensive Player of the Month, June

IF Drew Sutton

- Topps' Double-A All-Star
- Corpus Christi Team MVP
- TL All-Star
- TL Postseason All-Star
- Corpus Christi Offensive Player of the Month, July

LHP Polin Trinidad

- MLB XM All-Star Futures Game participant (World Team)

LHP Andy Van Hekken

- Corpus Christi Pitcher of the Month, July

CLASS A SALEM

LHP Douglas Arguello

- Salem Pitcher of the Month, July

IF Greg Buchanan

- Salem Defensive Player of the Month, July

C Koby Clemens

- CL All-Star

RHP Jason Dominguez

- Salem Pitcher of the Month, June

IF Jhon Florentino

- Salem Defensive Player of the Month, August
- CL Batter of the Week (8/11-17)

RHP Bryan Hallberg

- Salem Pitcher of the Month, May, August
- CL Pitcher of the Week (8/11-17)

IF Mark Ori

- Salem Team MVP
- Salem Offensive Player of the Month, April; June
- CL Postseason All-Star

OF Jordan Parraz

- Salem Defensive Player of the Month, April
- Salem Offensive Player of the Month, July
- CL Postseason All-Star

IF Tim Torres

- Salem Defensive Player of the Month, June
- Salem Offensive Player of the Month, August
- CL Batter of the Week (7/21-27)

LHP Polin Trinidad

- Salem Pitcher of the Month, April

OF Jimmy Van Ostrand

- CL All-Star
- Salem Offensive Player of the Month, May

2009 ASTROS PLAYER DEVELOPMENT AWARDS

CLASS A LEXINGTON

LHP Fernando Abad

- Lexington Pitcher of the Month, May

OF Brandon Barnes

- Lexington Defensive Player of the Month, July

LHP Anthony Bello

- SAL All-Star (did not attend due to injury)

OF Steve Brown

- Lexington Defensive Player of the Month, June

IF Craig Corrado

- Lexington Offensive Player of the Month, May
- Lexington Defensive Player of the Month, August

IF Matthew Cusick

- SAL All-Star
- Lexington Offensive Player of the Month, April

OF Collin DeLome

- Lexington Defensive Player of the Month, May

RHP Jose Duran

- Lexington Pitcher of the Month, August

C Jonathan Fixler

- Lexington Defensive Player of the Month, April

IF Kyle Miller

- Lexington Offensive Player of the Month, July

RHP Jay Pacella

- Lexington Pitcher of the Month, June, July

OF Brian Pellegrini

- Lexington Offensive Player of the Month, June

LHP Sergio Severino

- SAL All-Star
- Lexington Pitcher of the Month, April

IF Eric Taylor

- Lexington Team MVP
- Lexington Defensive Player of the Month, August

SHORT-SEASON TRI-CITY

RHP Robert Bono

- Tri-City Pitcher of the Month, July

C Jason Castro

- Hawaii Winter Baseball All-League Catcher
- Tri-City Defensive Player of the Month, August

LHP Eduin Ciriaco

- Tri-City Pitcher of the Month, August

IF Phil Disher

- Tri-City Team MVP
- NYPL Midseason All-Star
- Tri-City Offensive Player of the Month, June

IF David Flores

- NYPL All-Star (MVP)
- Tri-City Offensive Player of the Month, July

RHP Philip Rummel

- NYPL All-Star (Most Outstanding Pitcher)
- Tri-City Pitcher of the Month, June

OF Jack Shuck

- NYPL All-Star
- Tri-City Offensive Player of the Month, August

IF Andrew Simunic

- Tri-City Defensive Player of the Month, July

OF Thomas Steele

- NYPL All-Star
- Tri-City Defensive Player of the Month, June

ROOKIE LEAGUE GREENEVILLE

OF Frank Almonte

- Greenville Offensive Player of the Month, June
- AL Batter of the Week (7/7-13)

IF Jose Altuve

- Greenville Offensive Player of the Month, July

RHP Kyle Greenwalt

- Greenville Team MVP
- Greenville Pitcher of the Month, July

OF Nathan Metroka

- Greenville Offensive/Defensive Player of the Month, August
- AL Batter of the Week (8/18-24)

LHP Colton Pitkin

- Greenville Pitcher of the Month, August

LHP Jim Pitkin

- Greenville Pitcher of the Month, June

IF Ebert Rosario

- Greenville Defensive Player of the Month, July

OF Renzo Tello

- Greenville Defensive Player of the Month, June

TRI-CITY VALLEYCATS



SHORT-SEASON A NEW YORK-PENN LEAGUE

PO Box 694 • Troy, NY 12181
(518) 629-2287 • (518) 629-2299 (fax) • tcvalleycats.com

Tri-City completed the 2008 season 28-45 and in fourth place in the New York-Penn League's Stedler Division, 12.0 games behind division winner Lowell (Spinners). The ValleyCats won a season-high four consecutive games from June 24-27 and won a season-best 12 games in July.

AT THE PLATE. 1B Phil Disher led the team with a .304 batting average (85x280), 536 slugging percentage, 85 hits and a .916 OPS. Disher, Tri-City's team MVP, ranked second in the New York-Penn League with 13 home runs, 20 doubles and 56 RBI. OF Jack Shuck led the ValleyCats with 51 runs, five triples, 35 walks, eight stolen bases and a .385 on-base percentage. IF David Flores launched 11 home runs, second behind Disher (13), and hit .266 (.58x218).

ON THE MOUND. Starting RHP Robert Bono led all qualifying ValleyCat pitchers with a 4.68 ERA (39 ER/75.0 IP), while starting a team-high 15 games. LHP Michael Hacker led the ValleyCats with five saves and maintained a 2.73 ERA through 23 games. Hacker also recorded 27 strikeouts and allowed less hits (17) than innings pitched (26.1) this season. RHP Philip Rummel, NYPL All-Star, completed his 2008 campaign with a 3-2 record and 2.84 ERA (12ER/38.0IP).

IN THE STANDS. In 2008, Tri-City set a new single-season attendance record by attracting 140,631 fans to Joseph L. Bruno Stadium. The ValleyCats also attracted an average of 4,018 fans per game, another organizational attendance record. This season marks the fifth consecutive season that the ValleyCats have broken the attendance mark.

Affiliate year (first): Eighth (2002)
Stadium: Joseph L. Bruno Stadium
Capacity/Year Open: 4,500, 2002

TRI-CITY IN 2008

Record: 28-45
Finish: 4th, NYPL Stedler Division

MANAGER

Jim Pankovits

TRI-CITY STAFF

President: William Gladstone
VP/GM: Rick Murphy
Pitching Coach: Gary Ruby
Hitting Coach: Joel Chime is
Trainer: Bryan Baca

2008 TRI-CITY VALLEYCATS STATISTICS

BATTER	AVG	G	AB	R	H	2B	3B	HR	RBI	SH	SF	HP	BB	SO	SB	CS	E
* Castro, Jason	.275	39	138	10	38	9	0	2	12	0	0	2	22	32	0	2	4
* Diaz, Michael	.282	48	177	29	50	10	2	5	22	0	2	11	34	6	3	11	
Disher, Phil	.304	71	280	40	85	20	3	13	56	2	0	3	33	71	1	0	16
Flores, David	.266	56	218	34	58	17	0	11	37	0	1	5	12	35	5	0	18
* Gaston, Jonathan	.193	62	207	18	40	11	1	2	25	0	0	4	25	65	0	2	0
* Gonzalez, Pedro	.333	5	15	4	5	0	0	1	0	1	0	2	4	0	0	2	
Henson, Julian	.172	18	64	5	11	2	0	0	6	1	1	1	7	26	0	0	4
Mullett, Jeff	.194	33	103	14	20	2	1	1	10	3	0	1	11	39	1	0	18
Jackson, Christopher	.257	22	74	13	19	3	1	1	9	1	3	3	5	22	2	0	8
Melzer, Danny	.200	58	180	20	36	5	3	7	27	1	5	6	11	82	2	4	12
Pastano, Reinaldo	.146	29	96	7	14	2	0	0	6	1	0	3	2	33	0	1	4
Priddy, Jacob	.200	8	25	2	5	1	0	0	2	0	0	2	5	11	0	0	0
Ramirez, Ronald	.178	49	169	19	30	3	0	3	11	1	4	3	10	54	5	4	16
Rosario, Ebert	.071	4	14	1	1	0	0	0	1	1	0	1	1	6	0	0	3
* Shuck, Jack	.300	65	263	51	79	12	5	4	24	1	2	2	35	34	8	6	2
Simunic, Andrew	.234	53	184	20	43	2	1	0	14	1	0	2	21	49	4	3	4
Steele, Thomas	.283	40	159	18	45	8	1	3	21	1	1	3	6	51	6	1	1
Williams, Marques	.213	46	150	17	32	6	2	0	10	0	0	3	6	40	2	5	4
Team Total	.243	73	2516	322	611	113	20	52	294	14	19	48	225	688	42	31	147

* - left-handed batter
- switch hitter

PITCHERS	W-L	ERA	G	GS	CG	SH	SV	IP	H	R	ER	HR	HB	BB	SO	BK	WP
Bono, Robert	0-4	4.68	15	15	0	0	0	75.0	97	53	39	7	6	11	46	0	5
* Cliraco, Edwin	2-0	2.85	16	0	0	0	0	37.1	22	13	11	3	4	20	47	0	5
* Duncan, David	3-4	4.88	14	14	0	0	0	55.1	60	37	30	5	2	9	45	0	4
Duran, Jose	3-1	3.10	13	0	0	0	0	29.0	28	12	10	3	1	11	22	0	0
Godfrey, Kyle	1-4	6.90	19	0	0	0	0	30.0	35	27	23	3	3	19	32	0	1
Greenwalt, Kyle	1-0	1.50	2	1	0	0	0	6.0	3	1	1	0	1	2	5	0	1
* Hacker, Michael	1-3	2.73	23	0	0	5	26.1	17	14	8	0	0	3	17	27	0	8
Hicks, Christopher	0-0	3.38	6	0	0	0	0	8.0	3	3	3	1	0	3	13	0	0
* Holloway, Jarred	0-5	4.07	13	13	0	0	0	48.2	48	31	22	2	5	27	37	0	12
Lech, Chase	0-1	6.52	7	0	0	0	0	9.2	10	12	7	1	5	12	4	0	2
* Lyles, Jordan	0-0	6.35	2	2	0	0	0	5.2	7	5	4	2	0	7	4	0	1
Meszaros, Daniel	1-3	4.44	12	0	0	0	1	26.1	21	14	13	2	4	8	46	0	3
Miller, David	3-2	3.51	18	0	0	0	0	41.0	33	17	16	2	3	23	30	2	3
Mowdy, Ashton	4-3	4.10	21	2	0	0	1	41.2	39	21	19	5	2	21	48	0	5
* Noguera, Antonio	2-6	7.59	15	13	0	0	0	53.1	77	56	45	7	0	21	24	0	6
* Rvers, Kirkland	1-2	5.25	19	0	0	0	3	36.0	38	24	21	3	1	21	49	0	3
Rummel, Philip	3-2	2.84	21	0	0	0	0	38.0	39	18	12	1	3	9	31	0	3
Wabick, Brian	2-1	2.14	11	0	0	0	2	21.0	18	5	5	0	0	1	23	0	0
* Wolf, Shane	1-2	4.19	13	13	0	0	0	58.0	65	27	27	3	4	12	48	0	3
Team Total	28-45	4.39	73	73	0	1	12	646.1	660	390	315	50	47	254	581	2	65

* - left-handed pitcher

TRI-CITY VALLEYCATS STAFF

JIM PANKOVITS

MANAGER, TRI-CITY

Former Astros infielder Jim Pankovits returns to the managerial ranks for his first season with Tri-City, after spending the past three seasons (2006-08) at the helm of the Salem Avalanche. Named the Carolina League Manager of the Year in 2006, Pankovits led the Avalanche to its first playoff berth since 1988 with a 44-23 second-half record that helped the club clinch the CL's Southern Division second-half crown. He spent the previous six seasons in the Houston organization as the minor league defense coordinator. He also served as the minor league infield coordinator in 2000.

Pankovits had two previous stints as a manager in the Astros system. He spent two seasons (1995-96) as manager at Class A Quad City of the Midwest League and two seasons as manager at Double A Jackson (1998-99). As skipper of Quad City, he guided the River Bandits to two Midwest League Western Division crowns, advancing to the second round of the playoffs each season. He also managed the Venezuelan League's Caracas club in 1998.

Before managing Quad City, he spent the 1992-94 seasons guiding Boston's Double A affiliate in New Britain (CT).

Pankovits was drafted by the Astros in the fourth round of the June 1976 draft. He spent six years in the Houston system before being traded to San Diego in 1982. In 1983, he rejoined the Astros organization and made his big league debut with the club in 1984. Pankovits spent parts of five seasons in Houston, compiling a .250 average in 318 games.

Following his years with Houston, the infielder played in the Pittsburgh and Los Angeles Dodgers organizations. He signed a minor league contract with Boston in 1990 and made a brief appearance with the parent club.

PANKOVITS' RECORD AS A MANAGER

YEAR	CLUB	LEAGUE	WON	LOST	POSITION
1992	New Britain	Eastern	58	82	Eighth
1993	New Britain	Eastern	52	88	Eighth
1994	New Britain	Eastern	59	81	Eighth
1995	Quad City	Midwest	40	27 (1st)	Second overall
			36	34 (2nd)	
1996	Quad City	Midwest	34	28 (1st)	Fourth - Western Div. Champs
			36	33 (2nd)	
1998	Jackson	Texas	35	33 (1st)	Fourth
			35	37 (2nd)	
1999	Jackson	Texas	30	38 (1st)	Fifth
			38	34 (2nd)	
2006	Salem	Carolina	76	61 (2nd)	Second half - CL South Div Champs
2007	Salem	Carolina	79	60 (1st/2nd)	Lost in Mills Cup Champ. Series
2008	Salem	Carolina	56	84 (1st/2nd)	Fourth

GARY RUBY

PITCHING COACH, TRI-CITY

Veteran minor league coach Gary Ruby joins the Astros organization for his first season as the pitching coach at Short-Season A Tri-City. He spent the previous two seasons as the pitching coach at Class A Salem. Ruby joined the franchise after six seasons as the minor league pitching coordinator for the Pittsburgh Pirates. Before working with the Pirates, he worked four seasons in the Philadelphia organization from 1998-2001 and with Triple A Buffalo of the Cleveland organization from two years.

Ruby served as a pitching coach in the Angels organization for nine years (1987-95). He attended Arizona State University and the University of Tampa, and played three years in the Indians farm system after being selected by Cleveland in the 22nd round of the June 1969 draft.

JOEL CHIMELIS

HITTING COACH, TRI-CITY

Joel Chimelis begins his fourth season as the Houston Astros organization as the hitting coach for the Tri-City ValleyCats. He spent the previous two years (2004-05) on the coaching staff of the Class A Savannah Sand Gnats in the Washington Nationals organization.

A former infielder, Chimelis was selected by Oakland in the 11th round of the 1988 Major League draft. He was traded to the San Francisco Giants in 1991 and spent the 1996 season in the New York Mets organization. He reached the Triple A level in the Giants system, playing for Phoenix from 1992-95, and he was called up to the Majors during the 1995 season. During his 13 year minor league career, he also enjoyed stints in Mexico, Puerto Rico, Taiwan, Korea and Canada. In 2000, he posted career-highs in home runs (30) and RBI (98) while playing for Dos Eceros of the Mexican Summer League.

Born in Brooklyn, N.Y., Chimelis played baseball at Howard Junior College in Big Spring, Texas, and was a member of the 1988 University of Texas squad. He was named to the 1988 NCAA Central Region team with the Longhorns.



TRI-CITY VALLEYCATS START

BRYAN BACA

ATHLETIC TRAINER, TRI-CITY

Bryan Baca is in his third season with the Astros organization and his second as the athletic trainer with the Tri-City ValleyCats club. Baca served as Rookie League Greenville's athletic trainer in 2007.

A native of Albuquerque, NM, Baca is a graduate of New Mexico State with a B.S. in Athletic Training. His previous work experience includes a stint with the Santa Fe Roadrunners of the North American Hockey League.



2009 SEASON SCHEDULE

JUNE						
SUN	MON	TUE	WED	THU	FRI	SAT
	1	2	3	4	5	6
7	8	9	10	11	12	13
14	15	16	17	18	19 7:00p	20 7:00p
					ONE	ONE
21 6:00p	22 7:05p	23 7:05p	24 7:05p	25 7:00p	26	27
ONE	VER	VER	VER	LOW	LOW	LOW
VER	VER	VER				

JULY						
SUN	MON	TUE	WED	THU	FRI	SAT
			1 7:00p	2 7:00p	3 6:00p	4
			BRO	BRO	BRO	ONE
5	6	7	8 7:05p	9	10	11 7:00p
		LOW	LOW	LOW		ONE
12 7:00p	13	14	15	16	17 7:00p	18 7:00p
ONE					BAT	BAT
19 4:05p	20 7:00p	21	22	23	24	25 7:00p
BAT	AUB	AUB	AUB	ONE	ONE	ONE
26 6:00p	27	28	29 6:15p	30 6:15p	31 7:00p	
ONE	LOW	LOW	LOW	LOW	ONE	

AUGUST						
SUN	MON	TUE	WED	THU	FRI	SAT
2 6:00p	3	4	5	6	7 7:00p	8 7:05p
ONE	ONE				WIL	WIL
9 5:05p	10	11	12	13	14 7:00p	15 6:50p
WIL					WIL	WIL
16 4:05p	17	18	19 2:00p	20 7:00p	21	22
WIL			SI	SI		
23	24 7:05p	25 7:05p	26 7:00p	27 7:00p	28	29
	HV	HV	HV	S		

SEPTEMBER						
SUN	MON	TUE	WED	THU	FRI	SAT
			2 6:00p	3 7:00p	4 7:05p	5 6:15p
			VER	VER	ABE	ABE
6 5:30p	7	8	9	10	11	12
ABE						

New York-Penn League Team Guide

ABE.....Aberdeen Ironbirds	MV.....Mahoning Valley Scrappers
AUB.....Auburn Doubledays	ONE.....Oneonta Tigers
BAT.....Batavia Muckdogs	SC.....State College Spikes
BRO.....Brooklyn Cyclones	SI.....Staten Island Yankees
HV.....Hudson Valley Renegades	VER.....Vermont Lake Monsters
JAM.....Jamestown Jammers	WIL.....Williamsport Crosscutters
LOW.....Lowell Spinners	

HOME

AWAY

GREENEVILLE ASTROS



Affiliate year (first): Sixth (2004)
 Stadium: Pioneer Park
 Capacity/Year Open: 2,500/2004

GREENEVILLE IN 2008

Record: 30-36
 Finish: 5th, AL West

MANAGER

Rodney Linares

GREENEVILLE STAFF

GM: David Lane
 Pitching Coach: Travis Driskill
 Hitting Coach: Stubby Clapp
 Trainer: Grant Hufford

PO Box 5192 • 135 Shiloh Road • Greenville, TN 37743
 (423) 638-0411 • (423) 638-9450 (fax) • greenvilleastros.com

The Greenville Astros closed out their 2008 campaign 30-36 and in fifth place in the Appalachian League's West Division, 11.0 games behind division winner Elizabethton (Twins). The Astros won a season-best six games in a row from July 8-13, while Greenville posted a season-high 15 wins in July.

AT THE PLATE. 1B Kody Hinz led Greenville and tied for 12th in the league with eight home runs. He also led the Astros with 29 runs, 13 doubles, 32 RBI and 34 walks. OF Nathan Metroka led the team in batting average (.327), slugging percentage (.531) and OPS (.918). Metroka also hit three triples, tying OF Frank Almonte, 3B Ebert Rosario and 2B Jose Altuve for best on the team. Almonte led the Astros in hits (54) and also provided flawless defense throughout the year, committing no errors in 53 games in the field.

ON THE MOUND. Starting RHP Kyle Greenwalt tied for third in the Appalachian League with six wins. In addition, Greenwalt's 71.2 innings pitched were fifth-most in the Appalachian League, earning him the team MVP title. RHP Jose Trinidad finished with the league's seventh-best ERA (2.73) and eighth-best WHIP (1.13). RHP Henry Villar tied for sixth in the league with 65 strikeouts (65.1 IP). LHP Colton Pitkin earned Greenville's Pitcher of the Month Award in August, posting a 1.33 ERA in five appearances (16.0IP). Pitkin carried a 3.07 ERA through the end of the season, striking out 45 batters from the mound.

2008 GREENEVILLE ASTROS STATISTICS

BATTER	AVG	G	AB	R	H	2B	3B	HR	RBI	SH	SF	HP	BB	SO	SB	CS	E
Almonte, Frank	.271	53	199	23	54	10	3	5	30	0	0	5	10	67	0	3	1
Altuve, Jose	.284	40	141	26	40	9	3	2	21	1	2	0	8	26	8	2	11
* Aust, Jay	.198	55	212	31	42	4	2	0	14	0	0	4	19	69	14	6	9
Bonfante, Ricardo	.261	43	138	19	36	6	2	0	12	1	1	1	6	14	10	3	9
Cartwright, Albert	.306	39	121	28	37	2	2	3	17	1	0	7	15	32	13	4	10
De Leon, Jorge	.235	32	102	16	24	6	2	1	14	0	0	3	6	24	1	2	12
Garcia, Rene	.295	18	44	4	13	1	0	1	6	0	0	0	3	3	0	0	2
* Gonzalez, Pedro	.253	26	87	5	22	2	0	0	8	0	1	0	6	18	0	0	1
Hernandez, Federico	.298	36	114	14	34	8	0	3	17	1	1	1	8	19	0	0	4
Hinze, Kody	.269	55	197	29	53	13	0	8	32	3	0	1	34	46	1	1	7
Infante, Wilton	.185	34	92	9	17	1	0	0	5	0	0	2	8	19	3	4	4
Metroka, Nathan	.327	33	113	14	37	8	3	3	17	0	0	0	11	37	1	4	0
Miller, Kyle	.274	19	62	3	17	2	1	1	13	1	0	0	6	19	0	0	3
Mojica, Carlos	.302	16	43	8	13	0	0	0	3	0	1	4	2	15	0	0	4
Montas, Dionel	.168	29	95	12	16	3	0	3	8	1	0	2	10	34	0	2	8
Rosario, Ebert	.304	47	168	23	51	6	3	2	18	2	1	3	13	20	4	2	15
Tello, Renzo	.288	44	153	25	44	9	2	3	25	2	0	3	12	37	4	1	2
Torrence, Devon	.151	34	119	13	18	2	0	0	2	1	0	0	19	53	3	3	4
* Turner, Christopher	.179	14	39	6	7	1	0	0	3	0	0	1	2	18	3	0	0
Team Total	.257	66	2239	305	575	93	23	35	265	14	7	37	188	570	64	37	113

* left handed batter

- switch hitter

PITCHERS	W-L	ERA	G	GS	CG	SH	SV	IP	H	R	ER	HR	HD	BB	SO	BK	WP
Alvino, Wender	1-6	5.79	14	1	0	0	0	42.0	55	32	27	2	5	7	33	0	7
Castillo, Javier	0-3	5.66	13	0	0	0	0	20.2	23	20	13	2	1	21	18	0	5
* Cruz, Luis	1-1	2.28	7	7	0	0	0	23.2	20	7	6	2	1	7	19	1	2
Dineili, David	2-2	6.97	13	0	0	0	1	31.0	48	26	24	4	6	28	18	1	10
* Dydalewicz, Brad	0-0	2.70	4	4	0	0	0	10.0	7	3	3	1	3	3	6	0	0
Grediwalt, Kyle	6-4	3.14	13	13	0	0	0	71.2	77	27	25	2	5	14	53	0	3
Grimmett, Zachary	1-2	5.40	13	0	0	0	0	31.2	41	23	19	3	2	6	18	0	3
* Lott, Carlos	0-0	5.40	3	0	0	0	0	3.1	4	3	2	0	0	2	5	0	0
Leon, Arsenio	3-1	3.33	15	2	0	0	0	48.2	58	34	18	2	3	19	42	4	18
Lucati, Andrea	0-0	5.14	7	0	0	0	0	7.0	7	4	4	0	0	7	12	0	1
Lyles, Jordan	3-3	3.99	13	13	0	0	0	49.2	44	26	22	4	3	10	64	0	1
Pettus, Nathaniel	2-2	4.91	16	0	0	0	4	22.0	26	17	12	1	1	11	18	0	4
* Pitkin, Colton	2-2	3.07	17	0	0	0	4	44.0	40	15	15	2	1	20	45	0	2
Romero, Joel	1-1	4.82	7	0	0	0	0	9.1	6	7	5	1	0	6	7	0	1
Seaton, Ross	0-0	13.50	3	3	0	0	0	4.0	7	7	6	1	1	2	4	0	0
Trinidad, Jose	3-2	2.73	10	10	0	0	0	56.0	57	23	17	0	5	6	40	0	3
* UrckPitz, Patrick	1-0	1.40	15	0	0	0	3	19.1	13	8	3	1	1	9	23	1	3
Viviar, Henry	3-6	4.41	13	13	0	0	0	65.1	89	32	32	6	6	12	65	1	6
Wabick, Brian	1-1	3.93	10	0	0	0	5	18.1	22	8	8	2	1	5	16	0	2
Team Total	30-36	4.07	66	66	0	7	17	577.2	616	322	261	36	47	195	506	8	70

* left-handed pitcher

GREENEVILLE ASTROS STAFF

RODNEY LINARES

MANAGER, GREENEVILLE

Rodney Linares joins the Greenville coaching staff for his third season as the club's manager after serving as hitting coach for the Lexington Legends for two seasons from 2005-06. Before joining the Legends in 2005, Linares spent six seasons with the Astros Dominican Republic operations. He served as a scout and hitting coach.

Linares joined the Astros coaching staff in 1999 following a three-year minor league playing career. He began his professional career as a non-drafted free agent infielder with the Detroit Tigers in 1997. He played in 1997-98 in the Detroit Tigers system before finishing his playing career in 1998-99 in the Astros system.

LINARES' RECORD AS A MANAGER

YEAR	CLUB	LEAGUE	WON	LOST	POSITION
2007	Greenville	Appalachian	17	51	Fifth, AL West
2008	Greenville	Appalachian	30	36	Fifth, AL West

TRAVIS DRISKILL

PITCHING COACH, GREENEVILLE

Travis Driskill begins his second season as a coach with Rookie League Greenville of the Astros organization. Driskill retired as a player following the 2007 season, which was his 15th in professional baseball.

Driskill appeared in 57 Major League games (19 starts) and was 11-14 with one save and a 5.23 ERA in five combined seasons with Baltimore (2002-03), Colorado (2004), and Houston (2005, 2007). His first professional season was in 1993 after being selected in the fourth round of the June 1993 draft by Cleveland. Driskill recorded a career-high eight wins with Baltimore in 2002, finishing 8-8 with a 4.95 ERA.

Driskill pitched in 466 career minor league games and was 97-76 with a 4.03 ERA and 72 saves. He pitched in the Houston organization for five seasons over two stints, including time with Triple A New Orleans (2000-01) and Triple A Round Rock (2005-07). Driskill pitched collegiately at Texas Tech University.

STUBBY CLAPP

HITTING COACH, GREENEVILLE

Stubby Clapp begins his third season as a coach in the Houston organization and returns for his second stint as a coach for Rookie Greenville. He served as the hitting coach for Class A Lexington for the 2008 season and spent the 2007 season as a coach with Rookie League Greenville.

A former Texas Tech Red Raider, Stubby appeared in 23 games for the St. Louis Cardinals in 2001. He played professionally for nine seasons from 1996-2004, and his number 10 was retired by the Memphis Redbirds in 2007. Stubby also played for Team Canada in the 2004 Olympics in Athens, Greece, and his team finished fourth in those games. He won a bronze medal in the 1999 Pan Am Games for Team Canada and also played for his country in the inaugural World Baseball Classic in 2006.

GRANT HUFFORD

ATHLETIC TRAINER, GREENEVILLE

Grant Hufford enters his second season as an athletic trainer in the Astros system and second at Greenville. He also assists during Extended Spring Training.

Hufford joined the Astros organization from the Lawrence Orthopedic Surgery Clinic in Lawrence, Kansas. While in Lawrence, he served as the Athletic Trainer at Baldwin High School.

Hufford received his bachelor's degree from Benedictine College. Grant and his wife, Jennifer, reside in Bonner Springs, Kansas.



2009 SEASON SCHEDULE

JUNE						
SUN	MON	TUE	WED	THU	FRI	SAT
	1	2	3	4	5	6
7	8	9	10	11	12	13
14	15	16	17	18	19	20
21	22	23	24	25	26	27
			BRI	BRI	DAN	DAN
28	29	30				
DAN	PRI	PRI				

JULY						
SUN	MON	TUE	WED	THU	FRI	SAT
			1	2	3	4
			PRI	ELI	ELI	ELI
5	6	7	8	9	10	11
KNG	KNG	KNG	JCY	JCY	JCY	PUL
12	13	14	15	16	17	18
PUL	PUL		JCY	JCY	JCY	KNG
19	20	21	22	23	24	25
KNG	KNG	BLU	BLU	BLU	BUR	BUR
26	27	28	29	30	31	
BUR	KNG	BRI	BRI	BRI	KNG	

AUGUST/SEPTEMBER						
SUN	MON	TUE	WED	THU	FRI	SAT
						1
						KNG
2	3	4	5	6	7	8
KNG		BLU	BLU	BLU	BRI	BRI
9	10	11	12	13	14	15
BRI	ELI	ELI	ELI	PUL	PUL	PUL
16	17	18	19	20	21	22
JCY	JCY	JCY		DAN	DAN	DAN
23	24	25	26	27	28	29
ELI	ELI	ELI	KNG	BUR	BUR	BUR
30	31	1				
PRI	PRI	PRI				

Appalachian League Team Guide	
BLU	Bluefield Orioles
BRI	Bristol Sox
BUR	Burlington Royals
DAN	Danville Braves
ELI	Elizabethton Twins
JCY	Johnson City Cardinals
KNG	Kingsport Mets
PRI	Princeton Devil Rays
PUL	Pulaski Blue Jays

HOME AWAY



GULF COAST LEAGUE ASTROS

Affiliate year (first): First (2009)
 Stadium: Osceola County Stadium
 Capacity/Year Open 5,300/1985

ROOKIE GULF COAST LEAGUE

Osceola County Stadium - 1000 Bill Beck Boulevard - Kissimmee, FL 34744
 (321) 697-3200 • (321) 697-3199 (fax)

MANAGER

Omar Lopez

GCL STAFF

GM Jay Edmiston
 Pitching Coach: Rick Aponte
 Hitting Coach: D.J. Boston
 Assistant Coach: Gordy McKenzie
 Trainer: TBD

A new addition to the Astros affiliates, the Rookie Gulf Coast League Astros will be based at the club's Spring Training facility in Kissimmee, Fla., and will be managed by Omar Lopez. Lopez was the manager of the Venezuelan Summer League in 2008 and also served as a hitting and infield instructor in the Venezuelan program. Rick Aponte rejoins the organization as pitching coach, marking his 33rd season in Houston's minor league system as either a player, coach or scout. He served as bullpen coach for the Washington Nationals during the last two seasons. D.J. Boston enters his second season with the Houston organization and first as hitting coach for the GCL Astros. Former Houston Astros scout Gordy McKenzie will also be an Instructor.

GCL ASTROS STAFF

OMAR LOPEZ

MANAGER, GULF COAST LEAGUE

Omar Lopez begins his first season as the manager of the GCL Astros team after previously serving as the manager of the Venezuelan Summer League in 2008. He also served as a hitting and infield instructor in the Astros Venezuelan program and as a full-time scout for the Astros. A native of Valencia, Venezuela, Lopez played three seasons of minor league baseball in stints with the Chicago White Sox (1996-97) and Arizona Diamondbacks (1998).

Lopez played his first season of pro baseball with Rookie Bristol in 1996, leading the club in walks over 55 games. The third baseman played in 49 games in '97 at Bristol, hitting .276 with 23 RBI and setting career highs in almost every category. He finished his career in '98 with Arizona's Class A affiliate at South Bend and hit .324. Gonzalez finished his career at Charleston by playing in 11 games in 1995.

D.J. BOSTON

HITTING COACH, GULF COAST LEAGUE

D.J. Boston begins his first year as the GCL hitting coach after spending two seasons as the hitting coach at Rookie League Greenville. He joined the Houston organization after one year as a coach for Camden of the Atlantic League in 2007.

Boston played professionally for 17 years from 1990-2006, including stints with the Toronto, Pittsburgh, Oakland, and Colorado organizations. He also played professionally in independent leagues and in Mexico. Boston played collegiately at San Jacinto Junior College in Pasadena, TX.

A native of Cincinnati, Boston resides in Atlanta with his wife, Shenille, and their son, Jalen.

RICK APONTE

PITCHING COACH, GULF COAST LEAGUE

Ricardo (Rick) Aponte enters his first season as the pitching coach for the GCL Astros, following a two-year stint with the Washington Nationals as a bullpen coach. Aponte spent 32 years prior to the 2009 season in Houston's minor league system as a player, coach or scout. He spent more than 10 seasons domestically as a pitching coach in Houston's minor league system at various levels, including stints in Auburn (1987), Kissimmee (1988-89), and Burlington (1992). Aponte also managed Houston's Rookie Dominican Summer League for seven seasons (1993-1999), before shifting into the DSL pitching coach position from 2000-06.

As a player, Aponte pitched in the Houston chain for six seasons (1975-1980) and reached the Triple A level with the Charleston Charles of the International League and the Tucson Toros of the Pacific Coast League before completing his minor league career.

Aponte lives in The Bronx, New York with his wife of 28 years, Juana, and has five children: Kenny, Lindsey, Ricardo Jr., Pheidias and Odrie Ricardo. Ricardo Jr. plays baseball at Bronx Community College.

GORDY MCKENZIE

ASSISTANT COACH, GULF COAST LEAGUE

Gordy McKenzie moves into his first role as an assistant coach in the Astros system in 2009. He has previously served as an instructor (1999-2001) and a scout (2004-2008) for the organization.

DOMINICAN SUMMER LEAGUE AND ACADEMY STAFF**LUIS MARTINEZ****MANAGER, DOMINICAN SUMMER LEAGUE**

Luis Martinez begins his first season in the Astros organization after spending the 2008 season as an infield coordinator in the Dominican Republic. In 1989, Martinez began his career as an infield instructor with the Oakland Athletics organization and became a minor league manager for the A's farm system in 1991-96. Martinez was signed by Oakland in 1984 and played until 1988 for the Athletics' High A affiliate in the California League as a second baseman.

LUIS MATEO**HITTING COACH, DOMINICAN SUMMER LEAGUE**

Luis Mateo is in his first season as hitting coach with the Dominican Summer League. He played professionally as a shortstop with Oakland's organization as well as the Arizona League from 1987-88. In 1998, he began working as a coach with the Arizona Diamondbacks as an infield instructor. He joins the Dominican Summer League after a two-year stint as a manager with the Oakland Athletics organization.

HECTOR EDUARDO**PITCHING COACH, DOMINICAN SUMMER LEAGUE**

Hector Eduardo is in his third season as a pitching coach with the Dominican Republic Academy. He played professionally with St. Louis and the Chicago White Sox as well as in Mexico from 1972-82. He served as a pitching coach in the St. Louis system for eight years from 1986-93. Hector also spent nine seasons (1994-2002) as a pitching coach for the Hiroshima Toyo Carp in the Japanese League as well as four years (2003-06) as the pitching coach for the GCL Dodgers.

FERMIN WARD**ASSISTANT PITCHING COACH, DOMINICAN SUMMER LEAGUE**

Fermin Ward, an assistant for the Astros Venezuelan Summer League for the past two years, begins his first season as the assistant pitching coach for the Dominican Summer League. Ward was signed by the San Francisco Giants in 1988 and played within the organization as a pitcher until 1990.

JUAN ZAPATA**OUTFIELD INSTRUCTOR, DOMINICAN SUMMER LEAGUE**

Juan Zapata enters his first season with the Astros organization as the outfield instructor for the Dominican Summer League. Zapata, a former minor league outfielder, played in the Astros farm system from 1995-2000.

**DOMINICAN SUMMER LEAGUE AND ACADEMY STAFF****RAMON GARCIA****CATCHING INSTRUCTOR, DOMINICAN SUMMER LEAGUE**

Ramon Garcia is in his third stint as a catching instructor with the Astros Dominican Republic Academy, having previously served in that capacity for seven years (1987-93) as well as during the 2007 season. He also coached in the Japanese League with the Hiroshima Toyo Carp for seven seasons from 1994-2000. Ramon also had a stint as a minor league manager and a catching instructor in the Red Sox organization from 2001-02.

VIDAL ROBLES**ATHLETIC TRAINER, DOMINICAN SUMMER LEAGUE**

Vidal Robles, who previously served as the strength and conditioning coordinator for the Astros Venezuelan Summer League, joins the DSL staff as the Athletic Trainer for the Dominican Summer League in 2009.

OSIRIS RAMIRIZ**ASSISTANT ATHLETIC TRAINER, DOMINICAN SUMMER LEAGUE**

Osiris Ramirez enters his third year with the Astros organization and his first season as the DSL's Assistant Athletic Trainer.

GEREMIAS GUZMAN**STRENGTH & CONDITIONING, DOMINICAN SUMMER LEAGUE**

Geremias Guzman enters his fifth season as the Astros athletic trainer in the Dominican Republic. In 2003, he worked as a trainer at the Montreal Expos Dominican Academy. He also served as an Instructional League trainer in the San Diego Padres system in 2002, and as an assistant trainer with the Pittsburgh Pirates baseball academy (2000-01). Guzman holds a systems engineering degree from Universidad Central del Este (UCE) in the Dominican Republic.

2008 ORGANIZATIONAL LEADERS

BATTING AVERAGE

Sutton, COR.....	.317
House, ROU.....	.306
Disher, TRI.....	.304
Ori, SAL.....	.304
Shuck, TRI.....	.300

RUNS SCORED

*Sutton, COR.....	102
Saccomanno, ROU.....	83
Parraz, SAL.....	82
Ori, SAL.....	73
Taylor, LEX.....	67

HITS

*Sutton, COR.....	165
Saccomanno, ROU.....	157
Ori, SAL.....	151
Corrado, LEX.....	139
House, ROU.....	139

DOUBLES

*Sutton, COR.....	39
Ori, SAL.....	36
Torres, SAL.....	36
Saccomanno, ROU.....	33
Parraz, SAL.....	31

TRIPLES

DeLome, SAL/LEX.....	9
Florentino, SAL.....	6
7 players tied.....	5

TOTAL BASES

Saccomanno, ROU.....	275
Sutton, COR.....	272
Ori, SAL.....	224
House, ROU.....	218
Torres, SAL.....	200

HOME RUNS

Saccomanno, ROU.....	27
Sadler, ROU.....	25
DeLome, SAL.....	22
Fellegrini, LEX.....	21
Sutton, COR.....	20

* Texas League leader

RUNS BATTED IN

Ori, SAL.....	89
Saccomanno, ROU.....	84
Sadler, ROU.....	78
DeLome, SAL.....	71
2 players tied.....	69

WALKS

Sutton, COR.....	76
Parraz, SAL.....	64
Torres, SAL.....	62
Clemens, SAL.....	61
Sheldon, COR.....	58

EXTRA-BASE HITS

Sutton, COR.....	63
Saccomanno, ROU.....	62
Ori, SAL.....	49
Torres, SAL.....	49
Sadler, ROU.....	46

STOLEN BASES

Corrado, LEX.....	43
Sutil, ROU.....	28
Taylor, LEX.....	27
Iorg, COR.....	21
Parraz, SAL.....	21

ON-BASE PERCENTAGE

Bogusevic, COR.....	.447
Paz, COR.....	.421
P. Gonzalez, TRI.....	.412
Goethals, SAL.....	.400
Parraz, SAL.....	.399

ERA (Min. 0.8 IP/league game)

J. Trinidad, GRE.....	2.73
Greenwalt, TRI.....	3.01
P. Trinidad, COR.....	3.14
Arguello, SAL.....	3.30
Abreu, SAL.....	3.98

WINS

Arguello, SAL.....	10
P. Trinidad, COR.....	10
Cassel, ROU.....	9
4 players tied.....	8

SAVES

Pacella, SAL.....	12
Salamida, COR.....	12
Regiño, ROU.....	9
Wabick, TRI.....	7
2 players tied.....	6

INNINGS PITCHED

Muecke, ROU.....	165.2
J. Miller, ROU.....	148.0
Arguello, SAL.....	142.0
Abreu, SAL.....	131.0
Cespedes, LEX.....	130.0

STRIKEOUTS

Cespedes, LEX.....	137
Icenogle, LEX.....	116
P. Trinidad, COR.....	109
Ladeuth, LEX.....	107
Muecke, ROU.....	107

COMPLETE GAMES

Arguello, SAL.....	2
J. Miller, ROU.....	2
Chlavacci, ROU.....	1
R. Hernandez, ROU.....	1

SHUTOUTS

Arguello, SAL.....	1
J. Miller, ROU.....	1

**ABAD, FERNANDO A. - LEFT-HANDED PITCHER**

Height: 6-2 Weight: 170 Bats: L Throws: L Born: December 17, 1985 - La Romana, D.R.
 Hometown: La Romana, DR Recommended/Signed By: Julio Linares and Adriano Rodríguez (Astros)
 How Obtained: Signed as a non-drafted free agent, December 12, 2002
 Career Highlights: 2003 -- Named a DSL All-Star.

YEAR	CLUB	W-L	ERA	G	GS	CG	SHO	SV	IP	H	R	ER	BB	SO
2003	DSL Astros (R)	6-2	1.61	14	0	0	0	0	78.1	55	24	14	7	87
2004	DSL Astros (R)	4-1	1.29	8	8	0	0	0	42.0	24	10	6	7	39
2005	DSL Astros (R)	0-0	3.00	1	1	0	0	0	3.0	4	2	1	0	2
2006	DSL Astros (R)	5-2	1.32	15	11	0	0	1	61.1	50	18	9	7	64
2007	Greenville (R)	6-4	4.14	17	4	0	0	1	50.0	47	29	23	12	54
	Tri-City (A)	0-0	6.00	2	0	0	0	0	3.0	2	2	2	2	5
2008	Lexington (A)	2-7	3.30	45	0	0	0	3	76.1	78	31	28	13	94
Minor League Totals:		23-16	2.38	102	24	0	0	5	314.0	260	116	83	48	345

ABERCROMBIE, REGGIE - OUTFIELDER

See Non-roster Bio

ABREU, ERICK - RIGHT-HANDED PITCHER

Height: 6-1 Weight: 175 Bats: R Throws: R Born: August 9, 1983 - Santo Domingo, DR
 Hometown: Santiago, D.R. Recommended/Signed by: Felix Francisco
 How Obtained: Signed as a minor league free agent on Jan. 28, 2008...originally signed by New York (AL) on Feb. 26, 2002

YEAR	CLUB	W-L	ERA	G	GS	CG	SHO	SV	IP	H	R	ER	BB	SO
2002	DSL Yankees (R)	2-2	2.25	6	4	0	0	0	24.0	24	10	6	8	23
	DSL Yankees (R)	1-1	3.63	5	2	0	0	0	17.1	19	8	7	3	17
2003	DSL Yankees (R)	6-1	1.10	10	8	1	1	1	49.0	23	7	6	0	79
	GCL Yankees (R)	0-0	3.00	2	1	0	0	0	6.0	4	2	2	2	9
2004	Yankees (R)	1-0	1.46	6	0	0	0	2	12.1	6	2	2	2	14
2006	GCL Charleston (A)	6-2	1.88	16	13	0	0	1	86.0	65	21	18	31	79
2007	Tampa (A)	0-2	7.63	8	2	0	0	0	15.1	24	14	13	3	12
2008	Salem (A)	7-6	3.98	35	19	0	0	1	131.0	141	64	58	33	92
Minor League Totals:		23-14	2.96	88	49	1	1	5	341.0	306	128	112	82	325

ADAMS, COLT - RIGHT-HANDED PITCHER

Height: 6-5 Weight: 220 Bats: R Throws: R Born: May 23, 1985 - Salt Lake City, UT
 Hometown: Cottonwood Heights, UT Recommended/Signed By: JD Alleva School: Dixie State College
 How Obtained: Selected by the Astros in the 18th round of the 2006 draft.

YEAR	CLUB	W-L	ERA	G	GS	CG	SHO	SV	IP	H	R	ER	BB	SO
2006	Greenville (R)	1-1	11.77	10	0	0	0	0	13.0	25	19	17	7	12
2007	Tri-City (A)	2-3	6.51	7	6	0	0	0	27.2	38	22	20	8	10
2008	Lexington (A)	1-3	8.77	7	7	0	0	0	25.2	48	29	25	3	17
Minor League Totals:		4-7	8.41	24	13	0	0	0	66.1	111	70	62	18	39

ALAYON, LEONARDO - RIGHT-HANDED PITCHER

Height: 6-2 Weight: 187 Bats: R Throws: R Born: April 29, 1992 - San Pedro de Macoris, D.R.
 Hometown: San Pedro de Macoris, D.R. Recommended/Signed By: Felix Francisco and Alfonso Santana
 How Obtained: Signed as a non-drafted free agent on August 12, 2008.

YEAR	CLUB	W-L	ERA	G	GS	CG	SHO	SV	IP	H	R	ER	BB	SO
2009 will be first professional season														

ALCANTARA, CARLOS - OUTFIELDER

Height: 6-4 Weight: 210 Bats: R Throws: R Born: February 16, 1990 - Bronx, NY
 Hometown: Santo Domingo, D.R. Recommended/Signed By: Julio Linares
 How Obtained: Signed as a non-drafted free agent on Oct. 9, 2007

YEAR	CLUB	AVG	G	AB	R	H	2B	3B	HR	RBI	BB	SO	SB
2008	DSL Astros (R)	.141	30	92	4	13	2	0	0	6	17	42	1
Minor League Totals:		.141	30	92	4	13	2	0	0	6	17	42	1

ALMONTE, FRANK - OUTFIELDER

Height: 6-2 Weight: 190 Bats: R Throws: R Born: January 24, 1989 - Santiago, D.R.
 Hometown: Santiago, D.R. Recommended/Signed by: Julio Linares
 How Obtained: Signed as a non-drafted free agent, October 4, 2006.

Career Highlights: 2008 - Named Greenville Offensive Player of the Month, June; named Appalachian League Batter of the Week (7/7-13).

YEAR	CLUB	AVG	G	AB	R	H	2B	3B	HR	RBI	BB	SO	SB
2007	DSL Astros (R)	.233	53	193	28	45	10	0	6	23	22	70	0
2008	Greenville (R)	.271	53	199	23	54	10	3	5	30	10	67	0
Minor League Totals:		.253	106	392	51	99	20	3	11	53	32	137	0

ALTUVE, JOSE - INFIELDER

Height: 5-7 Weight: 155 Bats: R Throws: R Born: May 6, 1990 - Maracay, VZ
 Hometown: Maracay, VZ Recommended/Signed By: Pablo Torrealba and Wolfgang Ramos
 How Obtained: Signed as a non-drafted free agent, September 27, 2006.

YEAR	CLUB	AVG	G	AB	R	H	2B	3B	HR	RBI	BB	SO	SB
2007	VSL Astros (R)	.343	64	204	40	70	12	4	0	36	28	16	15
2008	Greeneville (R)	.284	40	141	26	40	9	3	2	21	8	26	8
Minor League Totals:		.319	104	345	66	110	21	7	2	57	36	42	23

ALVAREZ, LUIS H. - CATCHER

Height: 5-11 Weight: 200 Bats: S Throws: R Born: February 28, 1990 - Barquisimeto, VZ
 Hometown: Barquisimeto, VZ Recommended/Signed By: Pablo Torrealba
 How Obtained: Signed as a non-drafted free agent, September 26, 2006.

YEAR	CLUB	AVG	G	AB	R	H	2B	3B	HR	RBI	BB	SO	SB
2007	VSL Astros (R)	.241	35	112	26	27	2	1	2	14	10	15	0
2008	VSL Astros (R)	.333	61	207	44	69	17	0	7	33	32	32	4
Minor League Totals:		.301	96	319	70	96	19	1	9	47	42	47	4

ALVINO, WANDER - RIGHT-HANDED PITCHER

Height: 5-11 Weight: 155 Bats: R Throws: R Born: February 10, 1987 - Nizao, D.R.
 Hometown: Nizao, D.R. Recommended/Signed By: Julio Linares and Sergio Beltre
 How Obtained: Signed as a non-drafted free agent, February 22, 2006

YEAR	CLUB	W-L	ERA	G	GS	CG	SHO	SV	IP	H	R	ER	BB	SO
2006	DSL Astros (R)	1-2	2.82	14	0	0	0	0	22.1	24	12	7	10	16
2008	Greeneville (R)	1-6	5.79	14	1	0	0	0	42.0	55	32	27	7	33
Minor League Totals:		2-8	4.76	28	1	0	0	0	64.1	79	44	34	17	49

ARGUELLO, DOUGLAS J. - LEFT-HANDED PITCHER

Height: 6-3 Weight: 190 Bats: L Throws: L Born: November 21, 1984 - Managua, Nicaragua
 Hometown: Managua, Nicaragua Recommended/Signed By: Andres Reiner and Calixto Vargas (Astros)
 How Obtained: Signed as a non-drafted free agent, December 10, 2001

Career Highlights: 2008 - Named Salem Pitcher of the Month, July, tied Round Rock's Josh Miller as organizational leaders in complete games (2), shutouts (1) and tied Corpus Christi's Polin Trinidad in wins (10) 2006 - Led Tri-City in strikeouts (65)

YEAR	CLUB	W-L	ERA	G	GS	CG	SHO	SV	IP	H	R	ER	BB	SO
2002	VSL Astros (R)	0-4	5.60	10	0	0	0	2	17.2	17	13	11	7	19
2003	Martinsville (R)	4-0	5.26	17	0	0	0	2	25.2	25	16	15	10	17
2004	Greeneville (R)	1-0	2.92	16	0	0	0	0	24.2	16	8	8	13	22
2005	Tri-City (A)	2-6	5.62	14	14	0	0	0	65.2	66	44	41	31	46
2006	Lexington (A)	0-3	6.42	10	10	0	0	0	33.2	32	27	24	19	33
	Tri-City (A)	6-6	4.14	14	14	0	0	0	71.2	68	37	33	19	65
2007	Lexington (A)	6-10	5.24	29	27	0	0	0	139.0	152	100	81	59	100
2008	Salem (A)	10-6	3.30	27	25	2	1	0	142.0	119	59	52	69	90
Minor League Totals:		29-35	4.59	137	90	2	1	4	520.0	495	304	265	227	392

ARRENDALL, MIGUEL A. - INFIELDER

Height: 6-0 Weight: 175 Bats: R Throws: L Born: March 26, 1988 - San Pedro De Macoris, D.R.
 Hometown: San Pedro De Macoris, D.R. Recommended/Signed By: Julio Linares and Arturo Defreites
 How Obtained: Signed as a non-drafted free agent, July 25, 2006.

Career Highlights: 2008 - DSL MVP

YEAR	CLUB	AVG	G	AB	R	H	2B	3B	HR	RBI	BB	SO	SB
2006	DSL Astros (R)	.054	15	37	3	2	0	0	0	0	5	12	0
2007	DSL Astros (R)	.214	37	117	14	25	3	0	1	10	19	15	1
2008	DSL Astros (R)	.284	57	194	37	55	6	2	0	14	57	30	20
Minor League Totals:		.236	109	348	54	82	9	2	1	24	81	57	21

AUSTIN, JAY - OUTFIELDER

Height: 5-11 Weight: 170 Bats: L Throws: L Born: August 10, 1990 - Atlanta, GA
 Hometown: Atlanta, GA Recommended/Signed By: Lincoln Martin/Clarence Johns School: North Atlanta HS
 How Obtained: Selected by the Astros in the second round of the June 2008 draft.

Career Highlights: 2008 - ranked 10th on Houston's Top 10 Prospects list entering the 2009 season by Baseball America, voted Best Athlete and Fastest Baserunner among Houston's prospects entering 2009 by Baseball America.

YEAR	CLUB	AVG	G	AB	R	H	2B	3B	HR	RBI	BB	SO	SB
2008	Greeneville (R)	.198	55	212	31	42	4	2	0	14	19	69	14
Minor League Totals:		.198	55	212	31	42	4	2	0	14	19	69	14

AYARZA, MAX - INFIELDER

Height: 6-0 Weight: 160 Bats: S Throws: R Born: March 11, 1992 - Boca del Toro, Panama
 Hometown: Boca del Toro, Panama Recommended/Signed By: Felix Francisco and Jose Luis Santos
 How Obtained: Signed as a non-drafted free agent on July 8, 2008.

YEAR	CLUB	AVG	G	AB	R	H	2B	3B	HR	RBI	BB	SO	SB
------	------	-----	---	----	---	---	----	----	----	-----	----	----	----

2009 will be first professional season



BALDEE, JAN - INFIELDER

Height: 6-2 Weight: 164 Bats: R Throws: R Born: December 8, 1990 - Rotterdam, Netherlands

Hometown: Rotterdam, Netherlands

Recommended/Signed By: Mauro Mazetti

How Obtained: Signed as a non-drafted free agent on October 8, 2007

YEAR	CLUB	AVG	G	AB	R	H	2B	3B	HR	RBI	BB	SO	SB
2008	VSL Astros (R)	.070	13	43	0	3	0	0	0	1	1	19	1
Minor League Totals:		.070	13	43	0	3	0	0	0	1	1	19	1

BARNES, BRANDON - OUTFIELDER

Height: 6-2 Weight: 210 Bats: R Throws: R Born: May 15, 1986 - Orange, CA

Hometown: Anaheim, CA

Recommended/Signed By: Dennis Twombly

School: Cyprus College

How Obtained: Selected by the Astros in the sixth round of the June 2005 draft.

Career Highlights: 2008 Named Lexington's Defensive Player of the Month, July, 2007 - Tri-City Most Valuable Player; tied for second in the NYPL with 10 home runs; led the team in home runs (10) and RBI (41).

YEAR	CLUB	AVG	G	AB	R	H	2B	3B	HR	RBI	BB	SO	SB
2005	Greenville (R)	.200	39	145	21	29	5	2	2	13	10	36	3
2006	Greenville (R)	.220	52	173	19	38	11	1	2	14	16	47	5
2007	Tri-City (A)	.251	63	231	34	58	16	1	10	41	31	71	5
2008	Lexington (A)	.241	87	311	27	75	19	1	2	19	18	96	7
Minor League Totals:		.233	241	860	101	200	51	5	16	87	75	250	20

BARNWELL, CHRISTOPHER - INFIELDER

Height: 5-10 Weight: 180 Bats: R Throws: R Born: March 1, 1979 - Jacksonville, FL

Hometown: San Diego, CA

Recommended/Signed By: Tom McNamara (Brewers)

How Obtained: Signed as a minor league free agent on December 26, 2008.

YEAR	CLUB	AVG	G	AB	R	H	2B	3B	HR	RBI	BB	SO	SB
2001	Ogden (R)	.307	69	261	49	80	19	5	0	37	7	28	17
2002	Bellot (A)	.227	91	344	37	78	12	2	1	40	27	47	13
	High Desert (A)	.242	35	132	19	32	7	0	1	14	8	14	1
2003	Huntsville (AA)	.246	102	313	39	77	7	0	3	25	27	47	6
2004	Huntsville (AA)	.246	138	484	34	119	24	4	6	51	36	76	11
2005	Huntsville (AA)	.257	15	35	6	9	2	1	1	4	1	7	0
	Nashville (AAA)	.245	100	261	30	64	14	1	3	20	18	46	5
2006	Nashville (AAA)	.300	106	383	46	115	18	2	4	37	38	60	16
	MILWAUKEE	.067	13	30	2	2	0	0	0	1	1	6	1
2007	Nashville (AAA)	.268	128	456	70	122	24	3	8	39	34	71	13
2008	Albuquerque (AAA)	.276	94	330	50	91	20	1	6	42	40	49	16
Minor League Totals:		.262	878	2999	389	787	147	19	33	309	236	445	98
Major League Totals:		.067	13	30	2	2	0	0	0	1	1	6	1

BASO, FRANCISCO (XAVIER) - RIGHT-HANDED PITCHER

Height: 6-0 Weight: 170 Bats: R Throws: R Born: January 12, 1991 - Arraijan, Panama

Hometown: Arraijan, Panama

Recommended/Signed By: Pablo Torrealba

How Obtained: Signed as a non-drafted free agent on Oct. 29, 2007

YEAR	CLUB	W-L	ERA	G	GS	CG	SHO	SV	IP	H	R	ER	BB	SO
2008	VSL Astros (R)	1-2	3.42	15	0	0	0	2	23.2	28	15	9	5	8
Minor League Totals:		1-2	3.42	15	0	0	0	2	23.2	28	15	9	5	8

BASS, COREY - RIGHT-HANDED PITCHER

Height: 6-3 Weight: 210 Bats: R Throws: R Born: February 8, 1985 - Fallbrook, CA

Hometown: Petal, MS

Recommended/Signed By: Mike Rosamond

School: Pearl River CC

How Obtained: Selected by the Astros in the 47th round of the June 2004 draft. Signed in 2005.

Career Highlights: 2006 Placed second on the club in wins (5) and innings pitched (69.2) for Greenville.

YEAR	CLUB	W-L	ERA	G	GS	CG	SHO	SV	IP	H	R	ER	BB	SO
2005	Greenville (R)	3-3	2.93	20	1	0	0	0	40.0	50	24	13	10	41
2006	Greenville (R)	5-2	3.75	13	13	0	0	0	69.2	76	44	29	17	47
2007	Lexington (A)	1-3	5.31	31	7	0	0	4	79.2	93	61	47	29	58
2008	Salem (A)	4-15	6.70	27	27	0	0	0	129.0	166	110	96	47	48
Minor League Totals:		13-23	5.23	91	48	0	0	4	318.1	385	239	185	103	194

BATISTA, RICARDO - LEFT-HANDED PITCHER

Height: 6-1 Weight: 170 Bats: L Throws: L Born: August 19, 1991 - San Pedro de Macoris, D.R.

Hometown: San Pedro de Macoris, D.R.

Recommended/Signed By: Felix Francisco and Alfonso Santana

How Obtained: Signed as a non-drafted free agent on May 1, 2008.

YEAR	CLUB	W-L	ERA	G	GS	CG	SHO	SV	IP	H	R	ER	BB	SO
2008	DSL Astros (R)	1-2	8.06	13	4	0	0	0	25.2	30	34	23	24	20
Minor League Totals:		1-2	8.06	13	4	0	0	0	25.2	30	34	23	24	20

SCOUTING & PLAYER DEVELOPMENT

BELLIARD, JOAN - RIGHT-HANDED PITCHER

Height: 6-2 Weight: 185 Bats: R Throws: R Born: March 3, 1989 - Laguna Salada, D.R.

Hometown: Valverde, D.R. Recommended/Signed By: Julio Linares and Arturo Defreites

How Obtained: Signed as a non-drafted free agent on March 9, 2007.

YEAR	CLUB	W-L	ERA	G	GS	CG	SHO	SV	IP	H	R	ER	BB	SO
2007	DSL Astros (R)	0-0	8.35	9	0	0	0	1	18.1	29	21	17	7	15
2008	DSL Astros (R)	2-1	2.78	17	0	0	0	2	35.2	30	15	11	7	32
Minor League Totals:		2-1	4.67	26	0	0	0	3	54.0	59	36	28	14	47

BELLO, ANTHONY - LEFT-HANDED PITCHER

Height: 6-2 Weight: 200 Bats: L Throws: L Born: October 9, 1985 - Miami, FL

Hometown: Miami, FL Recommended/Signed By: Jon Bunnell School: Nova Southeastern University

How Obtained: Selected by the Astros in the 21st round of the 2006 draft.

Career Highlights: 2008 - SAL All-Star (did not attend due to injury) 2007 - Won a team-high four games and was second in innings (71.0) and strike outs (56) for Tri-City.

YEAR	CLUB	W-L	ERA	G	GS	CG	SHO	SV	IP	H	R	ER	BB	SO
2006	Greenville (R)	2-2	1.94	14	8	0	0	0	51.0	53	14	11	14	30
2007	Tri-City (A)	4-5	4.69	14	14	0	0	0	71.0	81	41	37	23	56
2008	Lexington (A)	7-7	4.17	23	23	0	0	0	116.2	121	63	54	38	80
Minor League Totals:		13-14	3.85	51	45	0	0	0	238.2	255	118	102	75	166

BLAZEK, CHRISTOPHER - LEFT-HANDED PITCHER

Height: 6-0 Weight: 195 Bats: L Throws: L Born: March 2, 1984 - Litchfield, CT

Hometown: Litchfield, CT Recommended/Signed By: Mike Maggart School: University of Vermont

How Obtained: Selected by the Astros in the 23rd round of the 2005 draft.

Career Highlights: 2008 - TL All-Star

YEAR	CLUB	W-L	ERA	G	GS	CG	SHO	SV	IP	H	R	ER	BB	SO
2005	Lexington (A)	1-0	6.18	18	0	0	0	0	27.2	27	20	19	16	20
	Tri-City (A)	0-0	0.00	3	0	0	0	1	5.2	1	0	0	2	9
2006	Lexington (A)	2-1	3.82	41	0	0	0	4	70.2	66	35	30	42	66
2007	Salem (A)	4-2	4.07	50	0	0	0	8	66.1	61	33	30	28	62
2008	Corpus Christi (AA)	4-4	4.52	47	0	0	0	2	69.2	67	38	35	28	84
Minor League Totals:		11-7	4.28	159	0	0	0	15	240.0	222	126	114	116	241

BONFANTE, RICARDO - INFIELDER

Height: 5-10 Weight: 135 Bats: S Throws: R Born: October 21, 1988 - Cartagena, Colombia

Hometown: Cartagena, Colombia Recommended/Signed By: Andres Reiner and Guillermo Ramirez

How Obtained: Signed as a non-drafted free agent, July 2, 2005.

YEAR	CLUB	AVG	G	AB	R	H	2B	3B	HR	RBI	BB	SO	SB
2006	VSL Astros (R)	.291	70	268	48	78	11	2	0	41	30	19	33
2007	VSL Astros (R)	.314	58	226	30	71	12	2	0	23	21	12	15
2008	Greenville (R)	.261	43	138	19	36	6	2	0	12	6	14	10
Minor League Totals:		.293	171	632	97	185	29	4	0	76	57	45	58

BONO, ROBERT - RIGHT-HANDED PITCHER

Height: 6-2 Weight: 175 Bats: R Throws: R Born: December 12, 1988 - Waterford, CT

Hometown: Waterford, CT Recommended/Signed By: Tim Harrington School: Waterford HS

How Obtained: Selected by the Astros in the 11th round of the June 2007 draft.

Career Highlights: 2008 - Tri-City Pitcher of the Month, July

YEAR	CLUB	W-L	ERA	G	GS	CG	SHO	SV	IP	H	R	ER	BB	SO
2007	Greenville (R)	0-4	7.34	11	8	0	0	0	34.1	39	31	28	20	18
2008	Tri-City (A)	0-4	4.68	15	15	0	0	0	75.0	97	53	39	11	46
Minor League Totals:		0-8	5.52	26	23	0	0	0	109.1	136	84	67	31	64

BROWN, STEVE - OUTFIELDER

Height: 6-0 Weight: 180 Bats: R Throws: R Born: September 3, 1986 - San Andres Island, Colombia

Hometown: San Andres Island, Colombia Recommended/Signed By: Andres Reiner (Astros)

How Obtained: Signed as a non-drafted free agent on Dec. 1, 2003.

Career Highlights: 2008 - Lexington Defensive Player of the Month, June 2007 - Earned NYPL All-Star honors. 2006 - Placed second on the team in batting average (.306), runs (36), and stolen bases (12) for Greenville.

YEAR	CLUB	AVG	G	AB	R	H	2B	3B	HR	RBI	BB	SO	SB
2004	VSL Astros (R)	.280	55	189	37	53	18	1	2	29	20	37	12
2005	VSL Astros (R)	.298	63	225	42	67	10	1	5	35	17	31	10
2006	Greenville (R)	.306	54	193	36	59	3	2	1	12	9	35	12
2007	Tri-City (A)	.276	51	181	23	50	7	0	1	21	7	36	6
2008	Lexington (A)	.212	102	340	46	72	13	3	10	31	22	98	15
Minor League Totals:		.267	325	1128	184	301	51	7	19	128	75	237	55

**BRYAN, LUIS - INFIELDER**

Height: 6-2 Weight: 165 Bats: R Throws: R Born: November 26, 1990 - San Pedro de Macoris, DR

Hometown: San Pedro de Macoris, DR Recommended/Signed By: Felix Francisco

How Obtained: Signed as a non-drafted free agent on November 20, 2007

YEAR	CLUB	AVG	G	AB	R	H	2B	3B	HR	RBI	BB	SO	SB
2008	DSL Astros (R)	.154	44	156	13	24	3	1	0	8	11	25	4
Minor League Totals:		.154	44	156	13	24	3	1	0	8	11	25	4

CAMPUSANO, FREDWIN - INFIELDER

Height: 5-11 Weight: 170 Bats: R Throws: R Born: October 8, 1991 - Consuelo, D.R.

Hometown: Consuelo, D.R. Recommended/Signed By: Felix Francisco and Alfonso Santana

How Obtained: Signed as a non-drafted free agent on July 8, 2008.

YEAR	CLUB	AVG	G	AB	R	H	2B	3B	HR	RBI	BB	SO	SB
2009 will be first professional season													

CAPELLAN, JOSE - RIGHT-HANDED PITCHER

See Non-roster Bio

CARELA, FREIDY - RIGHT-HANDED PITCHER

Height: 6-2 Weight: 160 Bats: R Throws: R Born: November 28, 1988 - Hato Mayor, D.R.

Hometown: El Seibo, D.R. Recommended/Signed By: Julio Linares and Ricardo Aponte

How Obtained: Signed as a non-drafted free agent on July 21, 2006.

YEAR	CLUB	AVG	G	AB	R	H	2B	3B	HR	RBI	BB	SO	SB
2007	DSL Astros (R)	.240	31	100	7	24	7	0	1	9	3	26	4
Minor League Totals:		.240	31	100	7	24	7	0	1	9	3	26	4

YEAR	CLUB	W-L	ERA	G	GS	CG	SHO	SV	IP	H	R	ER	BB	SO
2008	DSL Astros (R)	1-3	3.92	18	0	0	0	1	39.0	43	24	17	9	20
Minor League Totals:		1-3	3.92	18	0	0	0	1	39.0	43	24	17	9	20

CARTWRIGHT, ALBERT - INFIELDER

Height: 5-10 Weight: 180 Bats: R Throws: R Born: October 31, 1987 - Winter Haven, Bahamas

Hometown: Nassau, Bahamas Recommended/Signed By: Jon Bunnell School: Polk CC

How Obtained: Selected by the Astros in the 36th round of the June 2007 draft.

YEAR	CLUB	AVG	G	AB	R	H	2B	3B	HR	RBI	BB	SO	SB
2007	Greeneville (R)	.224	18	49	7	11	2	0	0	6	8	12	4
2008	Greeneville (R)	.306	39	121	23	37	2	2	3	17	15	32	13
Minor League Totals:		.282	57	170	30	48	4	2	3	23	23	44	17

CASTILLO, JEILER - RIGHT-HANDED PITCHER

Height: 6-1 Weight: 167 Bats: R Throws: R Born: October 26, 1987 - Barquisimeto, VZ

Hometown: Barquisimeto, VZ Recommended/Signed By: Pablo Torrealba and Orlando Fernandez

How Obtained: Signed as a non-drafted free agent, April 25, 2006.

YEAR	CLUB	W-L	ERA	G	GS	CG	SHO	SV	IP	H	R	ER	BB	SO
2006	VSL Astros (R)	5-2	3.32	16	0	0	0	1	38.0	34	16	14	13	15
2007	VSL Astros (R)	1-3	2.69	13	11	0	0	1	67.0	69	30	20	16	33
2008	Greeneville (R)	0-3	5.66	13	0	0	0	0	20.2	23	20	13	21	18
Minor League Totals:		6-8	3.37	42	11	0	0	2	125.2	126	66	47	50	66

CASTRO, JASON - CATCHER

See Non-roster Bio

CEDANO, ENMANUEL - RIGHT-HANDED PITCHER

Height: 6-2 Weight: 194 Bats: R Throws: R Born: December 28, 1988 - Santo Domingo, D.R.

Hometown: Santo Domingo, D.R. Recommended/Signed By: Felix Francisco and Alfonso Santana

How Obtained: Signed as a non-drafted free agent on August 13, 2008.

YEAR	CLUB	W-L	ERA	G	GS	CG	SHO	SV	IP	H	R	ER	BB	SO
2009 will be first professional season														

CESPEDES, LEANDRO - RIGHT-HANDED PITCHER

Height: 5-11 Weight: 160 Bats: R Throws: R Born: April 19, 1987 - Azua, D.R.

Hometown: Azua, D.R. Recommended/Signed By: Julio Linares and Sergio Beltré

How Obtained: Signed as a non-drafted free agent, July 7, 2005

Career Highlights: 2008 Led the organization in strikeouts (137) and ranked fifth in innings pitched (130.0). 2007: Named Greeneville MVP; his 3.15 ERA and 52 strike outs led the team.

YEAR	CLUB	W-L	ERA	G	GS	CG	SHO	SV	IP	H	R	ER	BB	SO
2005	DSL Astros (R)	1-0	1.88	14	1	0	0	2	28.2	25	16	6	11	30
2006	DSL Astros (R)	2-3	2.39	11	8	0	0	0	49.0	35	14	13	11	54
2007	Greeneville (R)	4-5	3.15	11	10	0	0	0	54.1	48	23	19	12	52
	Lexington (A)	0-1	4.38	3	2	0	0	0	12.1	10	6	6	5	12
2008	Lexington (A)	4-6	4.02	28	27	0	0	0	130.0	138	73	58	45	137
Minor League Totals:		11-15	3.35	67	48	0	0	2	274.1	256	132	102	84	285

CIRIACO, EDUIN - LEFT-HANDED PITCHER

Height: 6-0 Weight: 175 Bats: L Throws: L Born: October 26, 1985 Cabarete, D.R.
 Hometown: Cabarete, D.R. Recommended/Signed By: Julio Linares and Arturo Defreites

How Obtained: Signed as a non-drafted free agent, July 7, 2005.

Career Highlights: 2008 - Named Tri-City's Pitcher of the Month, August

YEAR	CLUB	W-L	ERA	G	GS	CG	SHO	SV	IP	H	R	ER	BB	SO
2006	DSL Astros (R)	3-4	2.75	13	13	0	0	0	59.0	35	21	18	32	69
2007	Greeneville (R)	1-2	4.91	17	3	0	0	0	40.3	38	28	22	28	39
2008	Tri-City (A)	2-0	2.65	16	0	0	0	0	37.1	22	13	11	20	47
Minor League Totals:		6-6	3.36	46	16	0	0	0	136.2	95	62	51	80	155

CISNERO, JOSE - RIGHT-HANDED PITCHER

Height: 6-3 Weight: 185 Bats: R Throws: R Born: April 11, 1989 Bajos de Haina, San Cristobal, DR
 Hometown: San Francisco de Macoris, DR Recommended/Signed By: Felix Francisco and Andres Lopez

How Obtained: Signed as a non-drafted free agent on December 6, 2007.

YEAR	CLUB	W-L	ERA	G	GS	CG	SHO	SV	IP	H	R	ER	BB	SO
2008	DSL Astros (R)	0-3	3.10	10	6	0	0	2	29.0	18	15	10	11	34
Minor League Totals:		0-3	3.10	10	6	0	0	2	29.0	18	15	10	11	34

CLEMENS, KOBY - CATCHER

Height: 5-11 Weight: 193 Bats: R Throws: R Born: December 4, 1986 - Houston, TX
 Hometown: Houston, TX Recommended/Signed By: Rusty Pendergrass School: Memorial HS (TX)

How Obtained: Selected by the Astros in the eighth round of the 2005 draft. Signed on July 14, 2005

Career Highlights: 2008 - CL All Star 2007 Hit a team-high 15 home runs for Lexington. 2005 - Hit his first career home run on July 25, a grand slam, in the midst of an eight-game hitting streak.

YEAR	CLUB	AVG	G	AB	R	H	2B	3B	HR	RBI	BB	SO	SB
2005	Greeneville (R)	.297	33	111	14	33	8	0	4	17	18	26	4
	Tri-City (A)	.281	9	32	3	9	1	2	0	6	4	5	1
2006	Lexington (A)	.229	91	306	40	70	19	1	5	39	32	67	2
2007	Lexington (A)	.252	115	413	65	104	21	0	15	56	53	112	8
2008	Salem (A)	.268	109	388	54	104	29	5	7	52	61	99	1
Minor League Totals:		.256	357	1250	176	320	78	8	31	170	168	309	16

COMADENA, JORDAN - CATCHER

Height: 5-10 Weight: 210 Bats: R Throws: R Born: November 16, 1985 - Normal, IL
 Hometown: Normal, IL Recommended/Signed By: Jimmy Wynn

How Obtained: Signed as a minor league free agent on January 22, 2009.

YEAR	CLUB	AVG	G	AB	R	H	2B	3B	HR	RBI	BB	SO	SB
2008	Gary (IND)												DNP

CORRADO, CRAIG - INFILDER

Height: 6-1 Weight: 180 Bats: R Throws: R Born: September 10, 1984 - Pensacola, FL
 Hometown: Tampa, FL Recommended/Signed By: Jon Bunnell School: University of Tampa

How Obtained: Selected by the Astros in the 14th round of the June 2007 draft.

Career Highlights: 2008 - Named Lexington's Offensive Player of the Month, May; named Lexington's Defensive Player of the Month, August.

YEAR	CLUB	AVG	G	AB	R	H	2B	3B	HR	RBI	BB	SO	SB
2007	Tri-City (A)	.252	61	242	27	61	8	2	1	25	7	39	10
2008	Lexington (A)	.275	126	505	60	139	26	1	3	43	24	92	43
Minor League Totals:		.268	187	747	87	200	34	3	4	68	31	131	53

CRUZ, LUIS L. - LEFT-HANDED PITCHER

Height: 5-9 Weight: 170 Bats: L Throws: L Born: September 10, 1990 San Juan, P.R.
 Hometown: San Juan, P.R. Recommended/Signed By: Joey Sola

How Obtained: Selected by the Astros in the ninth round of the June 2008 draft.

YEAR	CLUB	W-L	ERA	G	GS	CG	SHO	SV	IP	H	R	ER	BB	SO
2008	Greeneville (R)	1-1	2.28	7	7	0	0	0	23.2	20	7	6	7	19
Minor League Totals:		1-1	2.28	7	7	0	0	0	23.2	20	7	6	7	19

**DE LA CRUZ, LEONEL - RIGHT-HANDED PITCHER**

Height: 6-2 Weight: 160 Bats: R Throws: R Born: October 3, 1990 Santo Domingo, DR

Hometown: Santo Domingo, DR Recommended/Signed By: Julio Linares and Arturo DeFreites

How Obtained: Signed as a non-drafted free agent on August 1, 2007.

YEAR	CLUB	W-L	ERA	G	GS	CG	SHO	SV	IP	H	R	ER	BB	SO
2008	DSL Astros (R)	2-0	5.74	8	0	0	0	0	15.2	22	14	10	9	6
Minor League Totals:		2-0	5.74	8	0	0	0	0	15.2	22	14	10	9	6

DE LA ROSA, LUIS A. - INFIELDER

Height: 6-1 Weight: 162 Bats: S Throws: R Born: January 2, 1992 Pedro Brand, D.R.

Hometown: Santo Domingo, D.R. Recommended/Signed By: Felix Francisco and Rafael Belen

How Obtained: Signed as a non-drafted free agent on July 23, 2008.

YEAR	CLUB	AVG	G	AB	R	H	2B	3B	HR	RBI	BB	SO	SB
2009 will be first professional season													

DE LEON, ELIAS - LEFT-HANDED PITCHER

Height: 5-11 Weight: 174 Bats: L Throws: L Born: July 8, 1990 - Aguadulce, Panama

Hometown: Aguadulce, Panama Recommended/Signed By: Pablo Torrealba

How Obtained: Signed as a non-drafted free agent on October 29, 2007

YEAR	CLUB	W-L	ERA	G	GS	CG	SHO	SV	IP	H	R	ER	BB	SO
2008	VSL Astros (R)	3-1	1.24	14	1	0	0	2	36.1	31	10	5	5	24
Minor League Totals:		3-1	1.24	14	1	0	0	2	36.1	31	10	5	5	24

DE LEON, JORGE - INFIELDER

Height: 6-0 Weight: 168 Bats: R Throws: R Born: August 15, 1987 La Cega Azua, D.R.

Hometown: La Cega Azua, D.R. Recommended/Signed By: Julio Linares and Sergio Beltré

How Obtained: Signed as a non-drafted free agent, May 30, 2006.

YEAR	CLUB	AVG	G	AB	R	H	2B	3B	HR	RBI	BB	SO	SB
2006	DSL Astros (R)	.230	56	183	31	42	8	3	3	19	15	57	5
2007	DSL Astros (R)	.190	52	179	23	34	9	3	2	17	15	41	3
2008	Greenville (R)	.235	32	102	16	24	6	2	1	14	6	24	1
Minor League Totals:		.216	140	464	60	100	23	8	6	50	36	122	9

DELOME, COLLIN - OUTFIELDER

Height: 6-2 Weight: 195 Bats: L Throws: R Born: December 18, 1985 - Buna, TX

Hometown: Buna, TX Recommended/Signed By: Rusty Pendergrass School: Lamar University

How Obtained: Selected by the Astros in the fifth round of the June 2007 draft.

Career Highlights 2008 Ranked 9th on Houston's Top 10 Prospect List entering the 2009 season by Baseball America; led the organization in triples (9); ranked third in the organization with 22 home runs and fourth with 71 RBI; named Lexington's Defensive Player of the Month, May, 2007 - NYPL Mid-Season All Star; led the team in doubles (17) and hits (73).

YEAR	CLUB	AVG	G	AB	R	H	2B	3B	HR	RBI	BB	SO	SB
2007	Tri-City (A)	.300	65	243	31	73	17	6	6	28	23	65	9
2008	Lexington (A)	.261	61	226	41	59	9	6	12	36	18	71	7
	Salem (A)	.232	68	237	40	55	14	3	10	35	17	57	7
Minor League Totals:		.265	194	706	112	187	40	15	28	99	58	193	23

DEL RIO, DANILO - RIGHT-HANDED PITCHER

Height: 6-0 Weight: 187 Bats: R Throws: R Born: September 28, 1990 - Cartagena, Colombia

Hometown: Cartagena, Colombia Recommended/Signed By: Arnold Elles

How Obtained: Signed as a non-drafted free agent on July 2, 2007.

YEAR	CLUB	W-L	ERA	G	GS	CG	SHO	SV	IP	H	R	ER	BB	SO
2008	VSL Astros (R)	0-0	3.13	10	4	0	0	1	23.0	23	13	8	8	11
Minor League Totals:		0-0	3.13	10	4	0	0	1	23.0	23	13	8	8	11

DIAZ, DAYAN E. - RIGHT-HANDED PITCHER

Height: 5-10 Weight: 155 Bats: R Throws: R Born: February 10, 1989 - Cartagena, Colombia

Hometown: Cartagena, Col Recommended/Signed By: Pablo Torrealba and Guillermo Ramirez

How Obtained: Signed as a non-drafted free agent, June 19, 2005.

YEAR	CLUB	W-L	ERA	G	GS	CG	SHO	SV	IP	H	R	ER	BB	SO
2006	VSL Astros (R)	0-1	6.35	3	1	0	0	0	5.2	6	6	4	9	1
2007	VSL Astros (R)	1-1	2.05	13	0	0	0	0	22.0	12	5	5	15	17
2008	VSL Astros (R)	2-2	1.85	13	8	0	0	2	48.2	42	14	10	5	36
Minor League Totals:		3-4	2.24	29	9	0	0	2	76.1	60	25	19	29	54

DIAZ, MICHAEL - INFIELDER

Height: 5-10 Weight: 180 Bats: L Throws: R Born: April 11, 1987 Bridgeport, CT
 Hometown: Monroe, CT Recommended/Signed By: Mike Maggart School: S. Connecticut St. Univ.
 How Obtained: Selected by the Astros in the 30th round of the June 2008 draft.

YEAR	CLUB	AVG	G	AB	R	H	2B	3B	HR	RBI	BB	SO	SB
2008	Tri-City (A)	.282	48	177	29	50	10	2	5	22	11	34	6
Minor League Totals:		.282	48	177	29	50	10	2	5	22	11	34	6

DISHER, PHIL - INFIELDER

Height: 6-2 Weight: 215 Bats: R Throws: R Born: June 17, 1985 - Cary, NC
 Hometown: Aiken, SC Recommended/Signed By: J.D. Alleva School: Univ. of South Carolina
 How Obtained: Selected by the Astros in the 15th round of the June 2008 draft.

Career Highlights: 2008 - Named Tri-City Team MVP; NYPL Mid-Season All-Star named Tri-City Offensive Player of the Month, June

YEAR	CLUB	AVG	G	AB	R	H	2B	3B	HR	RBI	BB	SO	SB
2008	Tri-City (A)	.304	71	280	40	85	20	3	13	56	33	71	1
Minor League Totals:		.304	71	280	40	85	20	3	13	56	33	71	1

DIXON, DAVID - INFIELDER/OUTFIELDER

Height: 6-2 Weight: 205 Bats: L Throws: R Born: August 28, 1985 - Houston, TX
 Hometown: Houston, TX Recommended/Signed By: Barry Cheesman School: Auburn University
 How Obtained: Selected by the Astros in the seventh round of the June 2007 draft.

YEAR	CLUB	AVG	G	AB	R	H	2B	3B	HR	RBI	BB	SO	SB
2007	Tri-City (A)	.256	60	223	26	57	11	1	5	40	14	52	4
2008	Lexington (A)	.237	118	405	42	96	20	3	3	33	48	120	15
Minor League Totals:		.244	178	628	68	153	31	4	8	73	62	172	19

DOMINGUEZ, JASON - RIGHT-HANDED PITCHER

Height: 6-2 Weight: 193 Bats: R Throws: R Born: December 17, 1985 - Van Nuys, CA
 Hometown: Van Nuys, CA Recommended/Signed By: Dennis Twombly School: Pepperdine University
 How Obtained: Selected by the Astros in the 31st round of the June 2007 draft.

Career Highlights: 2008 - Named Salem's Pitcher of the Month, June. 2007 - NYPL All-Star; led Tri-City with a 1.35 ERA and 10 saves.

YEAR	CLUB	W-L	ERA	G	GS	CG	SHO	SV	IP	H	R	ER	BB	SO
2007	Tri-City (A)	2-0	1.35	21	0	0	0	10	33.1	13	6	5	8	26
2008	Salem (A)	5-4	3.81	52	0	0	0	3	80.1	74	39	34	23	47
Minor League Totals:		7-4	3.09	73	0	0	0	15	113.2	87	45	39	31	73

DUNCAN, DAVID E. - LEFT-HANDED PITCHER

Height: 6-9 Weight: 230 Bats: L Throws: L Born: June 1, 1986
 Hometown: New Richmond, OH Recommended/Signed By: Lincoln Martin School: Georgia Tech
 How Obtained: Selected by the Astros in the fifth round of the June 2008 draft.

YEAR	CLUB	W-L	ERA	G	GS	CG	SHO	SV	IP	H	R	ER	BB	SO
2008	Tri-City (A)	3-4	4.88	14	14	0	0	0	55.1	60	37	30	9	45
Minor League Totals:		3-4	4.88	14	14	0	0	0	55.1	60	37	30	9	45

DURAN, JOSE A. - RIGHT-HANDED PITCHER

Height: 6-1 Weight: 175 Bats: R Throws: R Born: May 1, 1985 - Santiago, D.R.
 Hometown: Jicome Arriba, D.R.

How Obtained: Signed as a non-drafted free agent by the Astros on April 26, 2004.

Career Highlights: 2008 - Named Lexington's Pitcher of the Month, August. 2006 - Named the Astros DSL Team MVP after leading the team with six wins while posting a 1.47 ERA.

YEAR	CLUB	W-L	ERA	G	GS	CG	SHO	SV	IP	H	R	ER	BB	SO
2004	DSL Astros (R)	2-4	2.14	15	7	0	0	1	46.1	44	26	11	18	41
2005	DSL Astros (R)	0-7	5.17	13	12	1	0	0	55.2	67	49	32	21	46
2006	DSL Astros (R)	6-1	1.47	13	13	0	0	0	61.1	31	12	10	21	67
2007	Greenville (R)	1-0	4.95	12	0	0	0	1	20.0	23	17	11	11	17
2008	Tri-City (A)	3-1	3.10	13	0	0	0	0	29.0	28	12	10	11	22
	Lexington (A)	2-1	1.66	8	0	0	0	1	21.2	12	7	4	9	19
Minor League Totals:		14-14	3.00	74	32	1	0	3	234.0	205	123	78	91	212

DYDALEWICZ, BRAD - LEFT-HANDED PITCHER

Height: 6-1 Weight: 180 Bats: L Throws: L Born: March 24, 1990
 Hometown: Spicewood, TX Recommended/Signed By: Rusty Pendergrass/Bobby Heck School: Lake Travis HS (TX)
 How Obtained: Selected by the Astros in the eighth round of the June 2008 draft.

Career Highlights: 2008 - voted Best Changeup among Astros prospects entering the 2009 season by Baseball America.

YEAR	CLUB	W-L	ERA	G	GS	CG	SHO	SV	IP	H	R	ER	BB	SO
2008	Greenville (R)	0-0	2.70	4	4	0	0	0	10.0	7	3	3	3	6
Minor League Totals:		0-0	2.70	4	4	0	0	0	10.0	7	3	3	3	6

EINERTSON, MITCH - OUTFIELDER

Height: 5-10 Weight: 178 Bats: R Throws: R Born: April 4, 1986 - Oceanside, CA
 Hometown: Oceanside, CA Recommended/Signed By: Mark Ross (Astros) School: Rancho Buena Vista HS (CA)

How Obtained: Selected by the Astros in the fifth round of the 2004 draft.

Career Highlights: 2007 - Led the Carolina League in doubles (40) and finished second in batting average (.305) and RBI (87) and fourth in hits (136), named CL MVP, CL All-Star, CL Postseason All-Star, CL Player of the Month of May and Team MVP. 2005 - Named No. 4 on Houston's Top Prospects list by Baseball America and listed as Best Power Hitter 2005 - Placed second on the squad in home runs (12) and RBI (62) for Lexington. 2004 - Named Topps Player of the Month (July, August), Appalachian League All-Star, AL Player of the Year, and Topps Penn-NY Player of the Year - selected as team MVP; named Greenville's offensive player of the month for July & August; led the league in home runs (24), RBI (67), slugging percentage (.692), and extra-base hits (39), ranked second in runs scored (53), fourth in on-base percentage (.413) and fifth in hits (70).

YEAR	CLUB	AVG	G	AB	R	H	2B	3B	HR	RBI	BB	SO	SB
2004	Greenville (R)	.308	63	227	53	70	15	0	24	67	32	70	4
	Tri-City (A)	.143	2	7	1	1	0	0	1	1	0	2	0
2005	Lexington (A)	.234	101	355	52	83	19	1	7	45	52	99	5
2006	Lexington (A)	.211	122	426	51	90	25	1	12	62	31	77	6
2007	Salem (A)	.305	122	446	68	136	40	3	11	87	35	75	5
2008	Corpus Christi (AA)	.262	105	382	51	100	26	2	11	62	26	88	5
Minor League Totals:		.260	515	1843	276	480	125	7	66	324	176	411	25

ENGLBROOK, EVAN - RIGHT-HANDED PITCHER

Height: 6-8 Weight: 225 Bats: R Throws: R Born: April 28, 1982 - Mechanicsburg, PA
 Hometown: Mechanicsburg, PA Recommended/Signed By: Nick Venuto School: Shippensburg University (PA)

How Obtained: Selected by the Astros in the eighth round of the 2004 draft.

YEAR	CLUB	W-L	ERA	G	GS	CG	SHO	SV	IP	H	R	ER	BB	SO
2004	Tri-City (A)	2-4	3.94	14	14	0	0	0	61.2	58	30	27	28	71
2005	Lexington (A)	8-6	4.32	30	17	0	0	0	114.2	103	69	55	65	101
2006	Salem (A)	9-4	3.31	36	10	0	0	0	108.2	95	46	40	46	82
2007	Corpus Christi (AA)	1-3	9.15	11	0	0	0	0	19.2	27	22	20	18	14
	Salem (A)	4-3	1.90	21	3	0	0	1	52.0	47	16	11	14	40
2008	Corpus Christi (AA)	2-2	3.90	34	2	0	0	4	55.1	54	26	24	25	33
Minor League Totals:		26-22	3.87	146	46	0	0	5	412.0	384	209	177	196	341

ESPOSITO, BRIAN J. - CATCHER

See Non-roster Bio

ESTRELLA, JOEL - RIGHT-HANDED PITCHER

Height: 6-2 Weight: 160 Bats: R Throws: R Born: January 20, 1990 - Santiago, DR
 Hometown: Santiago, DR Recommended/Signed By: Julio Linares and Arturo DeFreites

How Obtained: Signed as a non-drafted free agent on July 17, 2007.

YEAR	CLUB	W-L	ERA	G	GS	CG	SHO	SV	IP	H	R	ER	BB	SO
2008	DSL Astros (R)	1-1	3.51	13	5	0	0	0	33.1	26	17	13	15	26
Minor League Totals:		1-1	3.51	13	5	0	0	0	33.1	26	17	13	15	26

EVERETT, CATLIN (CAT) - INFIELDER

Height: 6-1 Weight: 190 Bats: S Throws: R Born: October 5, 1985 - Houston, TX
 Hometown: Houston, TX Recommended/Signed By: Mike Rosamond School: Tulane University

How Obtained: Selected by the Astros in the 44th round of the June 2007 draft.

YEAR	CLUB	AVG	G	AB	R	H	2B	3B	HR	RBI	BB	SO	SB
2007	Tri-City (A)	.229	56	170	23	39	4	0	0	16	38	28	5
2008	Lexington (A)	.203	71	231	23	47	6	0	0	14	23	60	2
Minor League Totals:		.214	127	401	46	86	10	0	0	30	61	88	7

FAIRCHILD, THOMAS (TIP) - RIGHT-HANDED PITCHER

Height: 6-2 Weight: 200 Bats: R Throws: R Born: December 5, 1983 - Lewiston, ME
 Hometown: Monmouth, ME Recommended/Signed By: Mike Maggart/Danny Fatheree School: Southern Maine

How Obtained: Selected by the Astros in the 12th round of the 2005 draft.

Career Highlights: 2006 - Named a SAL All-Star for Lexington after posting a team-high 10 wins before being promoted to Salem.

YEAR	CLUB	W-L	ERA	G	GS	CG	SHO	SV	IP	H	R	ER	BB	SO
2005	Tri-City (A)	3-6	4.88	20	6	0	0	0	59.2	70	38	32	14	63
2006	Lexington (A)	10-3	1.66	18	16	1	1	0	108.2	90	25	20	19	98
	Salem (A)	4-4	3.78	11	11	0	0	0	64.1	63	31	27	19	44
2007	Corpus Christi (AA)	0-1	10.29	2	2	0	0	0	7.0	14	8	8	1	4
2008	Corpus Christi (AA)	2-8	8.80	22	10	0	0	1	61.1	78	62	60	31	45
Minor League Totals:		19-22	4.41	73	45	1	1	1	300.0	315	164	147	84	254

SCOUTING & PLAYER DEVELOPMENT

FARIA, RAFAEL - RIGHT-HANDED PITCHER

Height: 6-1 Weight: 160 Bats: R Throws: R Born: September 27, 1989 - Cumana, VZ

Hometown: Cumana, VZ Recommended/Signed By: Al Pedrique and Omar Lopez

How Obtained: Signed as a non-drafted free agent on July 10, 2007

YEAR	CLUB	W-L	ERA	G	GS	CG	SHO	SV	IP	H	R	ER	BB	SO
2008	VSL Astros (R)	1-1	5.01	11	3	0	0	0	23.1	25	22	13	5	16
Minor League Totals:		1-1	5.01	11	3	0	0	0	23.1	25	22	13	5	16

FELIZ, PEDRO L. - INFIELDER

Height: 5-11 Weight: 155 Bats: L Throws: R Born: December 5, 1990 - Santo Domingo, DR

Hometown: Santo Domingo, DR Recommended/Signed By: Felix Francisco and Rafael Belen

How Obtained: Signed as a non-drafted free agent on January 2, 2008.

YEAR	CLUB	AVG	G	AB	R	H	2B	3B	HR	RBI	BB	SO	SB
2008	DSL Astros (R)	.248	39	125	21	31	4	0	0	15	31	28	6
Minor League Totals:		.248	39	125	21	31	4	0	0	15	31	28	6

FELIZ, RAFAEL - RIGHT-HANDED PITCHER

Height: 6-0 Weight: 180 Bats: R Throws: R Born: September 21, 1989 - Santo Domingo, DR

Hometown: Santo Domingo, DR Recommended/Signed By: Felix Francisco

How Obtained: Signed as a non-drafted free agent on November 8, 2007

YEAR	CLUB	W-L	ERA	G	GS	CG	SHO	SV	IP	H	R	ER	BB	SO
2008	DSL Astros (R)	0-0	7.82	9	0	0	0	0	12.2	18	18	11	13	8
Minor League Totals:		0-0	7.82	9	0	0	0	0	12.2	18	18	11	13	8

FIGUEROA, OSCAR E. - INFIELDER

Height: 5-11 Weight: 155 Bats: R Throws: R Born: January 10, 1988 - Caracas, VZ

Hometown: Caracas, VZ Recommended/Signed By: Pablo Torreabla and Rafael Lara

How Obtained: Signed as a non-drafted free agent, April 19, 2003.

YEAR	CLUB	AVG	G	AB	R	H	2B	3B	HR	RBI	BB	SO	SB
2006	VSL Astros (R)	.263	62	213	30	56	9	3	2	34	20	38	7
2007	VSL Astros (R)	.208	63	221	31	46	13	1	4	23	21	39	3
2008	VSL Astros (R)	.268	64	235	40	63	13	2	5	33	34	24	9
Minor League Totals:		.247	189	669	101	165	35	6	11	90	75	101	19

FIXLER, JONATHAN - CATCHER

Height: 6-1 Weight: 205 Bats: R Throws: R Born: June 13, 1986 - Park Ridge, IL

Hometown: Riverwoods, IL Recommended/Signed By: Nick Venuto School: Indiana University

How Obtained: Selected by the Astros in the 19th round of the June 2007 draft.

Career Highlights: 2008 - Named Lexington's Defensive Player of the Month, April.

YEAR	CLUB	AVG	G	AB	R	H	2B	3B	HR	RBI	BB	SO	SB
2007	Tri-City (A)	.063	7	16	1	1	1	0	0	0	2	2	0
2008	Lexington (A)	.248	80	270	21	67	13	2	8	50	16	82	1
	Corpus Christi (AA)	.143	3	7	3	1	0	0	0	1	0	4	0
Minor League Totals:		.235	90	293	25	69	14	2	8	51	18	88	1

FLORENTINO, JHON - INFIELDER

Height: 6-0 Weight: 155 Bats: R Throws: R Born: August 22, 1963 - Las Barias, D.R.

Hometown: Azua, D.R. Recommended/Signed by: Sergio Beltre (Astros)

How Obtained: Signed as a non-drafted free agent, April 19, 2003.

Career Highlights: 2008 - Named Salem's Defensive Player of the Month, May and August; CL Batter of the Week (8/11-17)

YEAR	CLUB	AVG	G	AB	R	H	2B	3B	HR	RBI	BB	SO	SB
2003	DSL Astros (R)	.299	55	197	41	59	10	2	2	20	11	29	8
2004	DSL Astros (R)	.269	69	249	41	67	14	3	6	37	33	46	10
2005	Greenville (R)	.246	50	195	31	48	8	3	4	28	11	32	5
2006	Tri-City (A)	.221	62	222	21	49	12	2	4	27	15	53	7
2007	Lexington (A)	.257	87	315	42	81	16	3	4	44	33	67	5
2008	Salem (A)	.290	117	452	58	131	24	6	4	48	24	74	14
Minor League Totals:		.267	440	1630	234	435	84	19	24	204	127	301	49

FLORES, DAVID - INFIELDER

Height: 6-2 Weight: 210 Bats: R Throws: R Born: October 13, 1986 - Fremont, CA

Hometown: Sacramento, CA Recommended/Signed By: Joe Graham School: Cal State - Sacramento

How Obtained: Selected by the Astros in the 18th round of the June 2008 draft.

Career Highlights: 2008 - NYPL All-Star and named NYPL All-Star Game Top Star; named Tri-City's Offensive Player of the Month, July.

YEAR	CLUB	AVG	G	AB	R	H	2B	3B	HR	RBI	BB	SO	SB
2008	Tri-City (A)	.266	56	218	34	58	17	0	11	37	12	35	5
Minor League Totals:		.266	56	218	34	58	17	0	11	37	12	35	5

FLORES, JOSH - OUTFIELDER

Height: 6-0 Weight: 195 Bats: R Throws: R Born: November 18, 1985 - Chicago, IL
 Hometown: New Lenox, IL Recommended/Signed By: Kevin Stein School: Triton College
 How Obtained: Selected by the Astros in the fourth round of the 2005 draft. Signed on July 14, 2005

Career Highlights: 2008 - voted Best Defensive Outfielder among Astros prospects entering the 2009 season by Baseball America. 2007 - Carolina League All-Star; C1 Player of the Week (5/28-6/3); second on the Avalanche with 25 steals. 2006 - Led Lexington in hits (120) and runs scored (81). 2005 - Rated No. 10 on Houston's Top Prospects list by Baseball America; named Greeneville's team MVP; rated as the fastest base runner in the Astros system by Baseball America. 2005 - Appalachian League post-season All-Star; led Greeneville in home runs, batting average, hits, runs, doubles and triples; led the league with 83 hits and his .335 average ranked third.

YEAR	CLUB	AVG	G	AB	R	H	2B	3B	HR	RBI	BB	SO	SB
2005	Lexington (A)	.278	5	18	1	3	2	0	0	1	1	4	4
	Greeneville (R)	.335	59	248	49	83	12	5	8	25	16	57	20
2006	Lexington (A)	.253	125	475	81	120	19	2	11	35	33	107	28
2007	Salem (A)	.325	63	246	49	80	16	6	3	30	23	47	25
	Corpus Christi (AA)	.219	60	192	29	42	8	3	2	12	18	40	14
2008	Corpus Christi (AA)	DNP (due to injury)											
Minor League Totals:		.280	312	1179	209	330	57	16	26	103	91	255	91

FULGENCIO, LONNY - INFIELDER

Height: 5-11 Weight: 175 Bats: R Throws: R Born: February 14, 1990 - Hato Mayor del Rey, DR
 Hometown: San Pedro de Macoris, DR Recommended/Signed By: Felix Francisco
 How Obtained: Signed as a non-drafted free agent on November 20, 2007

YEAR	CLUB	AVG	G	AB	R	H	2B	3B	HR	RBI	BB	SO	SB
2008	DSL Astros (R)	.232	37	125	22	29	4	0	2	9	22	41	9
Minor League Totals:		.232	37	125	22	29	4	0	2	9	22	41	9

GALL, JOHN - INFIELDER

See Non-roster Bio

GARCIA, GABRIEL - LEFT-HANDED PITCHER

Height: 5-11 Weight: 142 Bats: L Throws: L Born: May 11, 1989 - Charallave, Miranda, VZ
 Hometown: Charallave, Miranda, VZ Recommended/Signed By: Pablo Torrealba
 How Obtained: Signed as a non-drafted free agent May 18, 2007.

YEAR	CLUB	W-L	ERA	G	GS	CG	SHO	SV	IP	H	R	ER	BB	SO
2007	VSL Astros (R)	3-3	3.58	17	0	0	0	3	27.2	28	16	11	6	19
2008	VSL Astros (R)	3-3	3.46	14	7	0	0	0	54.2	67	36	21	7	45
Minor League Totals:		6-6	3.50	31	7	0	0	3	82.1	95	52	32	13	64

GARCIA, RENE F. - INFIELDER

Height: 6-0 Weight: 172 Bats: R Throws: R Born: March 21, 1990 - San Juan, P.R.
 Hometown: Vega Alta, P.R. Recommended/Signed By: Joey Sola
 How Obtained: Selected by the Astros in the 35th round of the June 2008 draft.

YEAR	CLUB	AVG	G	AB	R	H	2B	3B	HR	RBI	BB	SO	SB
2008	Greeneville (R)	.295	18	44	4	13	1	0	1	6	3	3	0
Minor League Totals:		.295	18	44	4	13	1	0	1	6	3	3	0

GARCIA, RICARDO R. - INFIELDER

Height: 5-8 Weight: 140 Bats: R Throws: R Born: January 20, 1989 - Guacara, VZ
 Hometown: San Joaquin, VZ Recommended/Signed By: Pablo Torrealba and Richard Henriquez
 How Obtained: Signed as a non-drafted free agent, September 19, 2005.

YEAR	CLUB	AVG	G	AB	R	H	2B	3B	HR	RBI	BB	SO	SB
2006	VSL Astros (R)	.208	33	96	17	20	4	0	0	7	13	18	6
2007	VSL Astros (R)	.276	33	87	17	24	7	1	1	11	14	16	7
2008	VSL Astros (R)	.317	48	142	37	45	12	3	0	21	29	17	11
Minor League Totals:		.274	114	325	71	89	23	4	1	39	56	51	24

GASTON, JONATHAN - OUTFIELDER

Height: 6-0 Weight: 210 Bats: L Throws: R Born: October 13, 1986
 Hometown: Boise, ID Recommended/Signed By: Mark Ross School: University of Arizona
 How Obtained: Selected by the Astros in the seventh round of the June 2008 draft.

YEAR	CLUB	AVG	G	AB	R	H	2B	3B	HR	RBI	BB	SO	SB
2008	Tri-City (A)	.193	62	207	18	40	11	1	2	25	25	65	0
Minor League Totals:		.193	62	207	18	40	11	1	2	25	25	65	0

GENOVES, ERNESTO - CATCHER

Height: 5-10 Weight: 184 Bats: R Throws: R Born: June 4, 1991 - Baruta, VZ
 Hometown: Caracas, VZ Recommended/Signed By: Lumac Quero

How Obtained: Signed as a non-drafted free agent on July 2, 2007

YEAR	CLUB	AVG	G	AB	R	H	2B	3B	HR	RBI	BB	SO	SB
2008	VSL Astros (R)	.232	52	177	21	41	4	2	2	24	21	26	1
Minor League Totals:		.232	52	177	21	41	4	2	2	24	21	26	1

GIL, CARLOS - RIGHT-HANDED PITCHER

Height: 6-4 Weight: 203 Bats: R Throws: R Born: April 19, 1990 - San Pedro de Macoris, DR
 Hometown: San Pedro de Macoris, DR Recommended/Signed By: Felix Francisco

How Obtained: Signed as a non-drafted free agent on November 27, 2007

YEAR	CLUB	W-L	ERA	G	GS	CG	SHO	SV	IP	H	R	ER	BB	SO
2008	DSL Astros (R)	0-5	7.82	15	6	0	0	1	38.0	53	44	33	24	25
Minor League Totals:		0-5	7.82	15	6	0	0	1	38.0	53	44	33	24	25

GODFREY, KYLE - RIGHT-HANDED PITCHER

Height: 6-2 Weight: 210 Bats: R Throws: R Born: February 6, 1986 - Brandon, FL
 Hometown: Blue Ridge, GA Recommended/Signed By: Nick Venuto School: Hiwassee JC (TN)

How Obtained: Selected by the Astros in the 13th round of the June 2008 draft.

YEAR	CLUB	W-L	ERA	G	GS	CG	SHO	SV	IP	H	R	ER	BB	SO
2008	Tri-City (A)	1-4	6.90	19	0	0	0	0	30.0	35	27	23	19	32
Minor League Totals:		1-4	6.90	19	0	0	0	0	30.0	35	27	23	19	32

GOETHALS, JAMES - CATCHER

Height: 5-11 Weight: 195 Bats: R Throws: R Born: July 12, 1982 - San Mateo, CA
 Hometown: San Mateo, CA School: Menlo College

How Obtained: Signed as a minor league free agent on December 2, 2005.

YEAR	CLUB	AVG	G	AB	R	H	2B	3B	HR	RBI	BB	SO	SB
2005	Tri-City (A)	.200	21	55	11	11	4	0	2	4	11	23	0
2006	Greenville (R)	.189	27	74	11	14	3	1	2	9	15	31	1
	Tri-City (A)	.000	4	10	0	0	0	0	0	0	1	6	0
2007	Lexington (A)	.073	14	41	1	3	0	0	1	1	6	19	0
	Corpus Christi (AA)	.118	7	17	2	2	0	0	1	3	2	4	2
2008	Salem (A)	.250	7	16	3	4	0	0	0	0	4	6	0
	Corpus Christi (AA)	.071	6	14	4	1	0	0	0	2	5	6	0
Minor League Totals:		.154	86	227	32	35	7	1	6	19	44	95	3

GOMEZ, PEDRO - RIGHT-HANDED PITCHER

Height: 6-2 Weight: 210 Bats: R Throws: R Born: May 10, 1991 - Ocumare Del Tuy, VZ
 Hometown: Ocumare Del Tuy, VZ Recommended/Signed By: Omar Lopez and Orlando Fernandez

How Obtained: Signed as a non-drafted free agent on September 17, 2007

YEAR	CLUB	W-L	ERA	G	GS	CG	SHO	SV	IP	H	R	ER	BB	SO
2008	VSL Astros (R)	2-2	2.40	13	6	0	0	1	48.2	51	22	13	8	14
Minor League Totals:		2-2	2.40	13	6	0	0	1	48.2	51	22	13	8	14

GONZALEZ, ANGEL - LEFT-HANDED PITCHER

Height: 6-0 Weight: 160 Bats: L Throws: L Born: August 12, 1988 - Santo Domingo, D.R.
 Hometown: Santo Domingo, D.R. Recommended/Signed By: Julio Linares and Arturo Defreites

How Obtained: Signed as a non-drafted free agent on February 24, 2007

YEAR	CLUB	W-L	ERA	G	GS	CG	SHO	SV	IP	H	R	ER	BB	SO
2007	DSL Astros (R)	4-2	3.35	14	5	0	0	1	43.0	35	23	16	30	45
2008	DSL Astros (R)	2-4	2.95	12	12	0	0	0	58.0	48	31	19	25	59
Minor League Totals:		6-6	3.12	26	17	0	0	1	101.0	83	54	35	55	104

GONZALEZ, ALFREDO R. - CATCHER

Height: 6-1 Weight: 190 Bats: R Throws: R Born: July 13, 1992 - Santa Teresa del Tuy, VZ
 Hometown: Santa Teresa del Tuy, VZ Recommended/Signed By: Lumac Quero/Rafael Cariel/Felix Francisco

How Obtained: Signed as a non-drafted free agent on July 21, 2008.

YEAR	CLUB	AVG	G	AB	R	H	2B	3B	HR	RBI	BB	SO	SB
2009 will be first professional season													

GONZALEZ, MARIO A. - INFILDER

Height: 6-1 Weight: 195 Bats: L Throws: R Born: December 25, 1991 - Panama City, Panama
 Hometown: Panama City, Panama Recommended/Signed By: Felix Francisco and Jose Luis Santos

How Obtained: Signed as a non-drafted free agent on July 2, 2008.

YEAR	CLUB	AVG	G	AB	R	H	2B	3B	HR	RBI	BB	SO	SB
2009 will be first professional season													



GONZALEZ, PEDRO D. - CATCHER

Height: 5-11 Weight: 182 Bats: L Throws: R Born: October 29, 1986 - Puerto Cabello, VZ
 Hometown: Puerto Cabello, VZ Recommended/Signed By: Andres Reiner and Jesus Aristimuno
 How Obtained: Signed as a non-drafted free agent, July 9, 2004.

YEAR	CLUB	AVG	G	AB	R	H	2B	3B	HR	RBI	BB	SO	SB
2005	VSL Astros (R)	.287	36	101	13	29	2	1	0	15	6	10	0
2006	VSL Astros (R)	.327	53	159	21	52	6	0	0	27	23	13	1
2007	Greenville (R)	.216	32	111	9	24	7	0	0	6	10	18	0
2008	Greenville (R)	.253	26	87	5	22	2	0	0	8	6	18	0
	Tri-City (A)	.333	5	15	4	5	0	0	0	1	2	4	0
Minor League Totals:		.279	152	473	52	132	17	1	0	57	47	63	1

GRAVES, DANNY - RIGHT-HANDED PITCHER

See Non-roster Bio

GREENWALT, JEFFREY (KYLE) - RIGHT-HANDED PITCHER

Height: 6-0 Weight: 200 Bats: R Throws: R Born: September 29, 1988 - Souderton, PA
 Hometown: Harleysville, PA Recommended/Signed By: Ed Edwards School: Souderton Area Sr HS
 How Obtained: Selected by the Astros in the 20th round of the June 2007 draft.

Career Highlights: 2008 Named Greenville Astros' Team MVP, posted a 3.14 ERA (25ER/71.2IP) in 13 starts.

YEAR	CLUB	W-L	ERA	G	GS	CG	SHO	SV	IP	H	R	ER	BB	SO
2007	Greenville (R)	0-7	7.53	12	8	0	0	0	34.2	55	40	29	12	28
2008	Greenville (R)	6-4	3.14	13	13	0	0	0	71.2	77	27	25	14	53
	Tri-City (A)	1-0	1.50	2	1	0	0	0	6.0	3	1	1	2	5
Minor League Totals:		7-11	4.41	27	22	0	0	0	112.1	135	68	55	28	86

GRIMMETT, ZACHARY - RIGHT-HANDED PITCHER

Height: 6-3 Weight: 185 Bats: R Throws: R Born: February 5, 1990 - Beggs, OK
 Hometown: Beggs, OK Recommended/Signed By: Jim Stevenson School: Beggs HS
 How Obtained: Selected by the Astros in the 28th round of the June 2008 draft.

YEAR	CLUB	W-L	ERA	G	GS	CG	SHO	SV	IP	H	R	ER	BB	SO
2008	Greenville (R)	1-2	5.40	13	0	0	0	0	31.2	41	23	19	6	18
Minor League Totals:		1-2	5.40	13	0	0	0	0	31.2	41	23	19	6	18

GUTIERREZ, ROCHI - RIGHT-HANDED PITCHER

Height: 6-2 Weight: 187 Bats: R Throws: R Born: April 9, 1992 - Santiago Rodriguez, D.R.
 Hometown: Santiago Rodriguez, D.R. Recommended/Signed By: Felix Francisco and Andres Lopez
 How Obtained: Signed as a non-drafted free agent July 31, 2008.

YEAR	CLUB	W-L	ERA	G	GS	CG	SHO	SV	IP	H	R	ER	BB	SO
2009 will be first professional season														

HACKER, MICHAEL - LEFT-HANDED PITCHER

Height: 5-9 Weight: 175 Bats: L Throws: L Born: November 6, 1985
 Hometown: Folsom, CA Recommended/Signed By: Joe Graham School: Cosumnes River College (CA)
 How Obtained: Selected by the Astros in the 25th round of the June 2008 draft.

YEAR	CLUB	W-L	ERA	G	GS	CG	SHO	SV	IP	H	R	ER	BB	SO
2008	Tri-City (A)	1-3	2.73	23	0	0	0	5	26.1	17	14	8	17	27
Minor League Totals:		1-3	2.73	23	0	0	0	5	26.1	17	14	8	17	27

HALL, TOBY - CATCHER

See Non-roster Bio

HALLBERG, BRYAN - RIGHT-HANDED PITCHER

Height: 6-0 Weight: 205 Bats: R Throws: R Born: April 23, 1985 - Westwood, NJ
 Hometown: River Edge, NJ Recommended/Signed By: Mike Maggart (Astros) School: Pace University
 How Obtained: Selected by the Astros in the 12th round of the 2006 draft.

Career Highlights: 2008 Named Salem's Pitcher of the Month, May and August; CL Pitcher of the Week (8/11-17). 2006- placed fifth in the league in ERA (2.19).

YEAR	CLUB	W-L	ERA	G	GS	CG	SHO	SV	IP	H	R	ER	BB	SO
2006	Tri-City (A)	4-3	2.44	15	12	0	0	1	70.0	63	23	19	21	53
2007	Lexington (A)	2-5	8.42	21	6	0	0	1	56.2	79	57	53	36	40
	Tri-City (A)	3-3	4.54	10	2	0	0	0	33.2	35	20	17	11	31
2008	Salem (A)	5-8	2.68	49	1	0	0	6	80.2	59	28	24	33	66
Minor League Totals:		14-19	4.22	95	21	0	0	8	241.0	236	128	113	101	190

PLAYER DEVELOPMENT

HART, BILLY (WILSON) - OUTFIELDER

Height: 6-2 Weight: 215 Bats: R Throws: R Born: November 2, 1982 - Santa Ana, CA
 Hometown: Santa Ana, CA Recommended/Signed By: Dennis Twombly School: Univ. of S. California

How Obtained: Selected by the Astros in the fifth round of the June 2005 draft.

Career Highlights: 2008 TL All-Star (did not play due to injury) 2007 Won the Carolina League Batting Title, becoming the first Salem player to win the batting title since Brad Hawpre hit .347 in 2002...named CL Player of the Week (8/27 9/3).

YEAR	CLUB	AVG	G	AB	R	H	2B	3B	HR	RBI	BB	SO	SB
2005	Tri-City (A)	.282	10	39	4	11	0	0	0	4	5	7	0
2006	Salem (A)	.221	91	285	42	63	19	0	5	33	36	67	7
2007	Salem (A)	.305	114	370	64	113	30	6	4	44	42	81	23
2008	Corpus Christi (AA)	.260	96	319	51	83	23	1	7	39	41	64	9
Minor League Totals:		.267	311	1013	161	270	72	7	16	120	124	219	39

HENSLEY, CLAY - RIGHT-HANDED PITCHER

See Non-roster Bio

HEREDIA, RICARDO A. - OUTFIELDER

Height: 6-2 Weight: 170 Bats: R Throws: R Born: March 31, 1989 - La Romana, D.R.
 Hometown: La Romana, D.R. Recommended/Signed By: Julio Linares and Adriano Rodriguez

How Obtained: Signed as a non-drafted free agent, July 25, 2006.

YEAR	CLUB	AVG	G	AB	R	H	2B	3B	HR	RBI	BB	SO	SB
2007	DSL Astros (R)	.122	15	41	1	5	1	0	0	1	4	12	0
2008	DSL Astros (R)	.258	43	155	13	40	6	0	2	18	6	38	7
Minor League Totals:		.230	58	196	14	45	7	0	2	19	10	50	7

HERNANDEZ, FEDERICO - CATCHER

Height: 6-0 Weight: 168 Bats: S Throws: R Born: February 9, 1988 - Caracas, VZ
 Hometown: Caracas, VZ Recommended/Signed By: Pablo Torrealba and Luimac Quero

How Obtained: Signed as a non-drafted free agent, March 7, 2006.

YEAR	CLUB	AVG	G	AB	R	H	2B	3B	HR	RBI	BB	SO	SB
2006	VSL Astros (R)	.274	39	117	22	32	2	0	2	9	12	22	0
2007	VSL Astros (R)	.299	48	167	24	50	10	2	1	23	11	20	2
2008	Greeneville (R)	.298	36	114	14	34	8	0	3	17	8	19	0
Minor League Totals:		.291	123	398	60	116	20	2	6	49	31	61	2

HICKS, CHRISTOPHER L. - RIGHT-HANDED PITCHER

Height: 6-4 Weight: 205 Bats: R Throws: R Born: February 17, 1987 - Tulsa, OK
 Hometown: Alpharetta, GA Recommended/Signed By: Lincoln Martin School: Georgia Tech

How Obtained: Selected by the Astros in the 14th round of the June 2008 draft.

YEAR	CLUB	W-L	ERA	G	GS	CG	SHO	SV	IP	H	R	ER	BB	SO
2008	Tri-City (A)	0-0	3.38	6	0	0	0	0	8.0	3	3	3	3	13
Minor League Totals:		0-0	3.38	6	0	0	0	0	8.0	3	3	3	3	13

HINZE, KODY - INFIELDER

Height: 6-1 Weight: 230 Bats: R Throws: R Born: July 29, 1987 - Houston, TX
 Hometown: Houston, TX Recommended/Signed By: Scipio Splinks School: Angellina College (TX)

How Obtained: Signed as a non-drafted free agent, Oct. 5, 2007

YEAR	CLUB	AVG	G	AB	R	H	2B	3B	HR	RBI	BB	SO	SB
2008	Greeneville (R)	.269	55	197	29	53	13	0	8	32	34	46	1
Minor League Totals:		.269	55	197	29	53	13	0	8	32	34	46	1

HIRLAND, CRISTIAN - CATCHER

Height: 6-1 Weight: 180 Bats: R Throws: R Born: May 30, 1991 - Montecristi, D.R.
 Hometown: Montecristi, D.R. Recommended/Signed By: Felix Francisco and Andres Lopez

How Obtained: Signed as a non-drafted free agent on February 29, 2008

YEAR	CLUB	AVG	G	AB	R	H	2B	3B	HR	RBI	BB	SO	SB
2008	DSL Astros (R)	.243	10	37	5	9	4	0	0	5	0	8	0
Minor League Totals:		.243	10	37	5	9	4	0	0	5	0	8	0

HOLLOWAY, JARRED - LEFT-HANDED PITCHER

Height: 6-3 Weight: 230 Bats: R Throws: L Born: August 28, 1988
 Hometown: Russellville, AR Recommended/Signed By: Jon Bunnell School: St. Petersburg JC (FL)

How Obtained: Selected by the Astros in the tenth round of the June 2008 draft.

YEAR	CLUB	W-L	ERA	G	GS	CG	SHO	SV	IP	H	R	ER	BB	SO
2008	Tri-City (A)	0-5	4.07	13	13	0	0	0	48.2	48	31	22	27	37
Minor League Totals:		0-5	4.07	13	13	0	0	0	48.2	48	31	22	27	37



HUDSPETH, CASEY - RIGHT-HANDED PITCHER

Height: 6-0 Weight: 185 Bats: R Throws: R Born: October 1, 1984 - Sarasota, FL
 Hometown: Sarasota, FL Recommended/Signed By: Jon Bunnell (Astros) School: University of South Florida

How Obtained: Selected by the Astros in the fifth round of the 2006 draft

Career Highlights: 2008 - Named Corpus Christi's Pitcher of the Month, August.

YEAR	CLUB	W-L	ERA	G	GS	CG	SHO	SV	IP	H	R	ER	BB	SO
2006	Tri-City (A)	3-4	3.78	15	12	0	0	1	64.1	71	34	27	19	50
2007	Lexington (A)	5-5	4.83	21	21	0	0	0	110.0	126	77	59	42	63
	Salem (A)	2-1	3.89	7	7	1	0	0	41.2	41	19	18	10	25
2008	Salem (A)	4-7	3.96	17	17	0	0	0	100.0	104	53	44	29	49
	Corpus Christi (AA)	4-5	5.40	10	9	0	0	0	55.0	57	35	33	28	36
Minor League Totals:		18-22	4.39	70	66	1	0	1	371.0	399	218	181	128	223

HULETT, JEFF - INFILDER

Height: 6-0 Weight: 185 Bats: R Throws: R Born: November 16, 1987 - Springfield, IL
 Hometown: Shreveport, LA Recommended/Signed By: Barry Cheesman (Astros) School: NW Florida State College

How Obtained: Selected by the Astros in the 12th round of the June 2008 draft.

YEAR	CLUB	AVG	G	AB	R	H	2B	3B	HR	RBI	BB	SO	SB
2008	Tri-City (A)	.194	33	103	14	20	2	1	1	10	11	39	1
Minor League Totals:		.194	33	103	14	20	2	1	1	10	11	39	1

ICENOGLE, JEFFREY - LEFT-HANDED PITCHER

Height: 6-2 Weight: 205 Bats: L Throws: L Born: May 30, 1984 - Van Nuys, CA
 Hometown: Saugus, CA Recommended/Signed By: Chuck Stone School: Pasadena CC (CA)

How Obtained: Signed as a non-drafted free agent on August 24, 2006.

Career Highlights: 2007 - Led Tri-City in strike outs (68), and complete games (1), second in ERA (2.36), third in innings (61.0) and starts (10)

YEAR	CLUB	W-L	ERA	G	GS	CG	SHO	SV	IP	H	R	ER	BB	SO
2007	Tri-City (A)	3-4	2.36	15	10	1	0	0	61.0	57	20	16	26	68
2008	Lexington (A)	3-10	4.58	23	22	0	0	0	106.0	113	58	54	45	116
Minor League Totals:		6-14	3.77	38	32	1	0	0	167.0	170	78	70	71	184

INFANTE, WILTON - OUTFIELDER

Height: 6-1 Weight: 175 Bats: R Throws: R Born: August 11, 1987 - Santiago, D.R.
 Hometown: Puerto Plata, D.R. Recommended/Signed By: Julio Linares and Arturo Defreites

How Obtained: Signed as a non-drafted free agent, November 21, 2005.

YEAR	CLUB	AVG	G	AB	R	H	2B	3B	HR	RBI	BB	SO	SB
2006	DSL Astros (R)	.212	60	198	31	42	4	0	1	10	27	55	16
2007	DSL Astros (R)	.309	36	139	23	43	6	1	2	11	8	23	16
2008	Greenville (R)	.185	34	92	9	17	1	0	0	5	8	19	3
Minor League Totals:		.238	130	429	63	102	11	1	3	26	43	97	35

IORG, ELI - OUTFIELDER

Height: 6-3 Weight: 200 Bats: R Throws: R Born: March 14, 1983 - Eureka, CA
 Hometown: Knoxville, TN Recommended/Signed By: Mike Rosamond School: Univ. of Tennessee

How Obtained: Selected by the Astros in the first (comp. round (38th overall)) of the June 2005 draft.

Career Highlights: 2007 - Rated No. 10 on Houston's Top Prospects list by *Baseball America*. 2006 - Named Lexington team MVP after leading the Legends in home runs (15), RBI (85), hits (120), and stolen bases (42), rated No. 5 on Houston's Top Prospects list by *Baseball America*.

YEAR	CLUB	AVG	G	AB	R	H	2B	3B	HR	RBI	BB	SO	SB
2005	Greenville (R)	.333	35	138	36	46	7	2	7	34	9	27	12
2006	Lexington (A)	.256	125	469	68	120	32	4	15	85	33	119	42
2007	Salem (A)	.296	44	162	35	48	12	4	5	24	14	36	14
2008	Corpus Christi (AA)	.268	127	459	53	123	21	5	11	59	23	112	21
Minor League Totals:		.274	331	1228	192	337	72	15	38	202	79	294	89

ITURRALDE, ROLINER - RIGHT-HANDED PITCHER

Height: 5-11 Weight: 167 Bats: R Throws: R Born: November 23, 1990 - Panama City, Panama
 Hometown: Panama City, Panama Recommended/Signed By: Pablo Torrealba

How Obtained: Signed as a non-drafted free agent on Sept. 13, 2007

YEAR	CLUB	W-L	ERA	G	GS	CG	SHO	SV	IP	H	R	ER	BB	SO
2008	VSL Astros (R)	2-2	1.77	14	0	0	0	1	20.1	12	7	4	5	10
Minor League Totals:		2-2	1.77	14	0	0	0	1	20.1	12	7	4	5	10

JACKSON, CHRISTOPHER - INFIELDER

Height: 6-0 Weight: 190 Bats: R Throws: R Born: December 30, 1986 - Henrico, VA
 Hometown: Midlothian, VA Recommended/Signed By: J.D. Aleva School: Virginia Commonwealth Univ.
 How Obtained: Selected by the Astros in the 29th round of the June 2008 draft.

YEAR	CLUB	AVG	G	AB	R	H	2B	3B	HR	RBI	BB	SO	SB
2008	Tri-City (A)	.257	22	74	13	19	3	1	1	9	5	22	2
	Lexington (A)	.244	23	86	10	21	2	2	1	7	6	24	6
Minor League Totals:		.250	45	160	23	40	5	3	2	16	11	46	8

JOHNSON, CHRISTOPHER - INFIELDER

See Non-roster Bio

JOHNSON, JEREMY - RIGHT-HANDED PITCHER

Height: 6-3 Weight: 205 Bats: R Throws: R Born: July 19, 1982 - Concord, NC
 Hometown: Huntersville, NC Recommended/Signed By: Billy Buck (Tigers)
 How Obtained: Signed as a minor league free agent on December 30, 2008.

YEAR	CLUB	W-L	ERA	G	GS	CG	SHO	SV	IP	H	R	ER	BB	SO
2000	Tigers (R)	3-1	4.15	12	7	0	0	0	39.0	37	24	18	19	41
	Oneonta (A)	0-1	2.89	2	2	0	0	0	9.1	8	5	3	4	5
2001	Lakeland (A)	1-1	5.25	4	2	0	0	0	12.0	15	8	7	6	6
	W. Michigan (A)	7-1	3.42	12	12	1	1	0	76.1	76	39	29	13	48
	W. Michigan (A)	1-1	4.67	3	3	0	0	0	17.1	18	10	9	6	7
2002	W. Michigan (A)	1-0	4.26	6	0	0	0	0	12.2	14	6	6	2	11
	Lakeland (A)	7-1	3.10	15	7	0	0	1	58.0	50	20	20	21	42
	Erie (AA)	6-1	3.88	8	8	0	0	0	48.2	51	24	21	15	26
2003	Erie (AA)	5-3	2.82	10	10	0	0	0	60.2	52	23	19	15	31
2004	Lakeland (A)	3-6	4.87	14	14	0	0	0	68.1	79	39	37	26	42
2005	Erie (AA)	9-8	4.91	24	24	0	0	0	132.0	161	91	72	42	82
2006	Erie (AA)	2-4	6.39	8	7	0	0	0	38.0	57	30	27	11	24
	Lakeland (A)	2-5	3.99	22	11	0	0	1	90.1	81	45	40	39	50
2007	Toledo (AAA)	3-3	3.44	39	2	0	0	2	68.0	64	28	26	23	45
	Erie (AA)	2-0	3.38	2	0	0	0	0	5.1	2	2	2	2	4
2008	Toledo (AAA)	5-3	4.96	23	10	0	0	1	81.2	100	50	45	29	59
Minor League Totals:		57-39	4.19	204	119	1	1	5	817.2	865	444	381	273	523

KATA, MATTHEW - INFIELDER

See Non-roster Bio

KELLY, REID - RIGHT-HANDED PITCHER

Height: 6-1 Weight: 182 Bats: R Throws: R Born: October 31, 1986 - Seattle, WA
 Hometown: Scottsdale, AZ Recommended/Signed By: Mark Ross School: Chandler CC
 How Obtained: Selected by the Astros in the 33rd round of the 2005 draft.
 Career Highlights: 2007 - 6 saves was third-most for Lexington.

YEAR	CLUB	W-L	ERA	G	GS	CG	SHO	SV	IP	H	R	ER	BB	SO
2006	Greeneville (R)	4-0	3.66	20	0	0	0	3	39.1	37	19	16	9	26
2007	Lexington (A)	1-3	5.16	28	0	0	0	6	45.1	46	27	26	28	48
2008	Lexington (A)	3-3	3.41	35	0	0	0	4	71.1	68	34	27	28	72
Minor League Totals:		8-6	3.98	83	0	0	0	13	156.0	151	80	69	65	146

KING, EMILIO - CATCHER

Height: 6-0 Weight: 180 Bats: R Throws: R Born: August 17, 1989 - Samana, D.R.
 Hometown: La Bastida Samana, D.R. Recommended/Signed By: Julio Linares and Adriano Rodriguez
 How Obtained: Signed as a non-drafted free agent.

YEAR	CLUB	AVG	G	AB	R	H	2B	3B	HR	RBI	BB	SO	SB
2007	DSL Astros (R)	.161	21	62	9	10	1	2	1	6	4	16	0
2008	DSL Astros (R)	.202	33	104	12	21	2	1	1	8	10	18	2
Minor League Totals:		.187	54	166	21	31	3	3	2	14	14	34	2

KOONS, MICHAEL - RIGHT-HANDED PITCHER

Height: 6-3 Weight: 210 Bats: R Throws: R Born: September 18, 1985 - Milwaukee, WI
 Hometown: Castle Rock, CO Recommended/Signed By: Dennis Twombly School: San Diego State University
 How Obtained: Signed by the Astros as a non-drafted free agent on July 17, 2007.

YEAR	CLUB	W-L	ERA	G	GS	CG	SHO	SV	IP	H	R	ER	BB	SO
2007	Tri-City (A)	0-4	8.88	9	4	0	0	0	25.1	33	28	25	13	23
2008	Lexington (A)	1-4	5.85	39	0	0	0	2	64.2	88	54	42	19	57
Minor League Totals:		1-8	6.70	48	4	0	0	2	90.0	121	82	67	32	80



LAZU, CARLOS - LEFT-HANDED PITCHER

Height: 6-0 Weight: 185 Bats: R Throws: L Born: February 4, 1986 - Humacao, PR
 Hometown: Yabucoa, PR Recommended/Signed By: Joey Sola School: Florida Southern College
 How Obtained: Signed by the Astros on June 14, 2007.

YEAR	CLUB	W-L	ERA	G	GS	CG	SHO	SV	IP	H	R	ER	BB	SO
2007	Greenville (R)	0-0	8.14	13	0	0	0	0	24.1	36	24	22	8	16
2008	Greenville (R)	0-0	5.40	3	0	0	0	0	3.1	6	3	2	2	3
Minor League Totals:		0-0	7.61	16	0	0	0	0	27.2	42	27	24	10	21

LEHR, CHASE - RIGHT-HANDED PITCHER

Height: 6-2 Weight: 185 Bats: R Throws: R Born: October 9, 1987
 Hometown: Phoenix, AZ Recommended/Signed By: Mark Ross School: Glendale CC (AZ)
 How Obtained: Selected by the Astros in the 49th round of the June 2008 draft.

YEAR	CLUB	W-L	ERA	G	GS	CG	SHO	SV	IP	H	R	ER	BB	SO
2008	Tri-City (A)	0-1	6.52	7	0	0	0	0	9.2	10	12	7	12	4
Minor League Totals:		0-1	6.52	7	0	0	0	0	9.2	10	12	7	12	4

LEON, ARCENIO - RIGHT-HANDED PITCHER

Height: 6-1 Weight: 162 Bats: R Throws: R Born: September 22, 1986 - Maracaibo, VZ
 Hometown: Maracaibo, VZ Recommended/Signed By: Andres Reiner and Orlando Fernandez
 How Obtained: Signed as a non-drafted free agent, February 7, 2005.

Career Highlights: 2007 - Thrd on Greenville in starts (nine) and innings (54.0).

YEAR	CLUB	W-L	ERA	G	GS	CG	SHO	SV	IP	H	R	ER	BB	SO
2005	VSL Astros (R)	3-1	1.42	20	0	0	0	8	31.2	17	5	5	16	16
2006	VSL Astros (R)	0-5	5.87	19	0	0	0	5	23.0	26	22	15	14	14
2007	Greenville (R)	0-7	4.67	15	9	0	0	0	54.0	56	37	28	27	43
2008	Greenville (R)	3-1	3.33	15	2	0	0	0	48.2	35	34	18	19	42
Minor League Totals:		6-14	3.78	69	11	0	0	13	157.1	154	98	66	76	115

LO, CHIA-JEN - RIGHT-HANDED PITCHER

Height: 5-11 Weight: 181 Bats: R Throws: R Born: April 7, 1986 - Pingtung County, Taiwan
 Hometown: Pingtung County, Taiwan Recommended/Signed By: Glen Barker
 How Obtained: Signed as a non-drafted free agent on November 7, 2008.

YEAR	CLUB	AVG	G	AB	R	H	2B	3B	HR	RBI	BB	SO	SB
2009 will be his first professional season													

LOCKE, ANDREW - OUTFIELDER

Height: 6-1 Weight: 215 Bats: R Throws: R Born: February 28, 1983 - Boston, MA
 Hometown: Weymouth, MA Recommended/Signed By: John Kosciak (Dodgers)
 How Obtained: Acquired by Houston from Los Angeles (NL) in the minor league phase of the Rule 5 Draft on December 11, 2008.

YEAR	CLUB	AVG	G	AB	R	H	2B	3B	HR	RBI	BB	SO	SB
2005	Ogden (R)	.272	50	169	34	46	9	0	13	31	19	37	1
2006	Columbus (A)	.325	62	243	49	79	16	4	8	50	21	42	5
	Vero Beach (A)	.286	61	231	33	66	16	0	7	39	20	37	5
2007	Inland Empire (A)	.280	79	286	30	80	11	3	7	30	17	47	4
2008	Inland Empire (A)	.311	122	470	81	146	37	4	11	85	42	86	5
Minor League Totals:		.298	374	1399	227	417	89	11	46	235	119	249	20

LOPEZ, JOSE A. - OUTFIELDER

Height: 5-11 Weight: 156 Bats: R Throws: R Born: May 8, 1990 - Cumana, VZ
 Hometown: Cumana, VZ Recommended/Signed By: Al Pedrique and Omar Lopez
 How Obtained: Signed as a non-drafted free agent on September 14, 2007.

YEAR	CLUB	AVG	G	AB	R	H	2B	3B	HR	RBI	BB	SO	SB
2008	VSL Astros (R)	.236	62	229	33	54	8	0	0	26	20	40	3
Minor League Totals:		.236	62	229	33	54	8	0	0	26	20	40	3

LOPEZ, JOSE V. - CATCHER

Height: 5-11 Weight: 195 Bats: R Throws: R Born: March 8, 1985 - Maracay, VZ
 Hometown: Turmero, VZ Recommended/Signed By: Andres Reiner and Wolfgang Ramos (Astros)
 How Obtained: Signed as a non-drafted free agent on September 13, 2002.

YEAR	CLUB	AVG	G	AB	R	H	2B	3B	HR	RBI	BB	SO	SB
2003	VSLAstros (R)	.187	26	91	7	17	4	0	1	13	3	26	0
2004	VSLAstros (R)	.271	45	130	24	36	4	3	3	24	10	16	3
2005	Greenville (R)	.250	6	24	4	6	2	0	0	1	2	4	0
	Tri-City (R)	.268	33	112	17	30	4	2	3	13	4	20	1
2006	Lexington (R)	.188	38	117	10	22	5	0	1	7	6	30	0
2007	Salem (A)	.241	71	237	23	57	13	0	0	35	16	57	0
2008	Corpus Christi (AA)	.222	39	126	12	28	2	0	2	10	5	31	0
	Round Rock (AAA)	.000	2	4	0	0	0	0	0	0	0	0	0
Minor League Totals:		.233	260	841	99	196	34	5	10	103	46	184	4

LOPEZ, RAYMER - INFIELDER

Height: 5-10 Weight: 152 Bats: R Throws: R Born: March 31, 1991 - Maracay, VZ
 Hometown: Maracay, VZ Recommended/Signed By: Al Pedrique and Omar Lopez
 How Obtained: Signed as a non-drafted free agent on September 21, 2007

YEAR	CLUB	AVG	G	AB	R	H	2B	3B	HR	RBI	BB	SO	SB
2008	VSL Astros (R)	.280	38	157	25	44	1	1	1	20	10	33	4
Minor League Totals:		.280	38	157	25	44	1	1	1	20	10	33	4

LUCATI, ANDREA - RIGHT-HANDED PITCHER

Height: 6-3 Weight: 227 Bats: R Throws: R Born: January 17, 1990 - Treviso, Italy
 Hometown: Ponzano, Italy Recommended/Signed By: Mauro Mazzatti
 How Obtained: Signed as a non-drafted free agent on August 16, 2007.

YEAR	CLUB	W-L	ERA	G	GS	CG	SHO	SV	IP	H	R	ER	BB	SO
2008	Greeneville (R)	0-0	5.14	7	0	0	0	0	7.0	7	4	4	7	12
Minor League Totals:		0-0	5.14	7	0	0	0	0	7.0	7	4	4	7	12

LUNA, RAFAEL - LEFT-HANDED PITCHER

Height: 6-6 Weight: 175 Bats: L Throws: L Born: January 20, 1990 - Santiago, D.R.
 Hometown: Santiago, D.R. Recommended/Signed By: Julio Linares and Arturo Defreites
 How Obtained: Signed as a non-drafted free agent on March 16, 2007.

YEAR	CLUB	W-L	ERA	G	GS	CG	SHO	SV	IP	H	R	ER	BB	SO
2007	DSL Astros (R)	0-5	4.01	11	5	0	0	0	24.2	24	24	11	17	17
2008	DSL Astros (R)	0-5	3.96	13	7	0	0	0	38.2	40	23	17	19	28
Minor League Totals:		0-10	3.98	24	12	0	0	0	63.1	64	47	28	36	45

LYLES, JORDAN - RIGHT-HANDED PITCHER

Height: 6-4 Weight: 185 Bats: R Throws: R Born: October 19, 1990 - Florence, NC
 Hometown: Hartsville, SC Recommended/Signed By: J.D. Alieva/Clarence Johns School: Hartsville HS (SC)
 How Obtained: Selected by the Astros in the first round (supplemental - 38th overall) in the June 2008 draft.
 Career Highlights: 2008 - ranked 6th on Houston's Top 10 Prospects list entering the 2009 season by Baseball America; also named No. 4 Starter by Baseball America on Houston's Projected 2012 Lineup.

YEAR	CLUB	W-L	ERA	G	GS	CG	SHO	SV	IP	H	R	ER	BB	SO
2008	Greeneville (R)	3-3	3.99	13	13	0	0	0	49.2	44	26	22	10	64
	Tri-City (A)	0-0	6.35	2	2	0	0	0	5.2	7	5	4	7	4
Minor League Totals:		3-3	4.23	15	15	0	0	0	55.1	51	31	26	17	68

MARTINEZ, DAVID J. - RIGHT-HANDED PITCHER

Height: 6-2 Weight: 180 Bats: R Throws: R Born: August 4, 1987 - Cumana, VZ
 Hometown: Cumana, VZ Recommended/Signed By: Andres Reiner and Jesus Arstimunoo
 How Obtained: Signed as a non-drafted free agent, March 3, 2005.

YEAR	CLUB	W-L	ERA	G	GS	CG	SHO	SV	IP	H	R	ER	BB	SO
2005	VSL Astros (R)	4-0	1.35	11	0	0	0	2	20.0	14	3	3	5	16
2006	VSL Astros (R)	5-1	2.55	17	5	0	0	6	49.1	53	18	14	12	27
2007	VSL Astros (R)	3-1	3.51	9	4	0	0	0	33.1	26	18	13	8	30
2008	VSL Astros (R)	4-3	4.75	13	7	0	0	0	53.0	65	37	28	13	41
Minor League Totals:		16-5	3.35	50	16	0	0	8	155.2	158	76	58	38	114

MCKELLER, RYAN H. - RIGHT-HANDED PITCHER

Height: 6-5 Weight: 220 Bats: R Throws: R Born: July 8, 1983 - Austin, TX
 Hometown: Pflugerville, TX Recommended/Signed By: Rusty Pendergrass (Astros) School: New Mexico JC
 How Obtained: Selected in the 45th round of the 2002 draft.
 Career Highlights: 2008 - TL All-Star. 2007 - Second on Safem with 48 appearances.

YEAR	CLUB	W-L	ERA	G	GS	CG	SHO	SV	IP	H	R	ER	BB	SO
2003	Martinsville (R)	3-0	3.58	15	4	0	0	3	37.2	33	16	15	19	46
2004	Tri-City (A)	4-4	4.88	14	14	0	0	0	74.0	74	44	40	39	64
2005	Tri-City (A)	6-5	4.50	15	14	0	0	0	82.0	69	47	41	33	76
	Lexington (A)	4-4	4.99	12	11	1	0	0	57.2	68	36	32	23	42
2006	Lexington (A)	4-3	4.04	11	8	0	0	1	42.1	51	25	19	22	30
2007	Salem (A)	7-4	2.84	48	0	0	0	7	76.0	64	27	24	25	34
	Corpus Christi (AA)	0-0	9.00	5	0	0	0	0	8.0	13	8	8	5	3
2008	Corpus Christi (AA)	4-6	5.89	45	0	0	0	1	70.1	88	50	46	36	71
Minor League Totals:		32-26	4.52	165	51	1	0	12	448.0	460	253	225	202	386

MEDRANO, AMILCAR - RIGHT-HANDED PITCHER

Height: 6-7 Weight: 216 Bats: R Throws: R Born: August 24, 1989 - Duverge, DR
 Hometown: Duverge, DR Recommended/Signed By: Julio Linares and Enos Cabell
 How Obtained: Signed as a non-drafted free agent on Oct. 12, 2007.

YEAR	CLUB	W-L	ERA	G	GS	CG	SHO	SV	IP	H	R	ER	BB	SO
2008	DSL Astros (R)	(did not play due to injury)												



MEDRANO, JHONNY - INFIELDER

Height: 6-1 Weight: 156 Bats: R Throws: R Born: September 12, 1987 Tucupita, VZ
 Hometown: Tucupita, VZ Recommended/Signed By: Andres Reiner and Pablo Torrealba
 How Obtained: Signed as a non-drafted free agent, February 21, 2005.

YEAR	CLUB	AVG	G	AB	R	H	2B	3B	HR	RBI	BB	SO	SB
2005	VSt. Astros (R)	.229	51	157	20	36	6	0	1	11	4	25	5
2006	VSt. Astros (R)	.286	65	238	38	68	17	2	3	49	22	42	12
2007	VSt. Astros (R)	.289	64	218	42	63	13	1	1	36	37	40	19
Minor League Totals:		.272	180	613	100	167	36	3	5	96	63	107	36

MEIER, DANIEL - OUTFIELDER

Height: 6-2 Weight: 205 Bats: R Throws: R Born: October 28, 1985
 Hometown: Maple Valley, WA Recommended/Signed By: Paul Gale School: University of Portland
 How Obtained: Selected by the Astros in the 24th round of the June 2008 draft.

YEAR	CLUB	AVG	G	AB	R	H	2B	3B	HR	RBI	BB	SO	SB
2008	Tri City (A)	.200	58	180	20	36	5	3	7	27	11	82	2
Minor League Totals:		.200	58	180	20	36	5	3	7	27	11	82	2

MESZAROS, DANIEL - RIGHT-HANDED PITCHER

Height: 5-10 Weight: 170 Bats: R Throws: R Born: September 6, 1985
 Hometown: Boca Raton, FL Recommended/Signed By: J.D. Alleva School: College of Charleston
 How Obtained: Selected by the Astros in the 48th round of the June 2008 draft.

YEAR	CLUB	W-L	ERA	G	GS	CG	SHO	SV	IP	H	R	ER	BB	SO
2008	Tri-City (A)	1-3	4.44	12	0	0	0	1	26.1	21	14	13	8	46
Minor League Totals:		1-3	4.44	12	0	0	0	1	26.1	21	14	13	8	46

METROKA, NATHAN - OUTFIELDER

Height: 6-2 Weight: 220 Bats: R Throws: R Born: August 30, 1986 - Masawa, Japan
 Hometown: El Cajon, CA Recommended/Signed By: Chuck Stone School: Compton CC (CA)
 How Obtained: Selected by the Astros in the 47th round of the June 2008 draft.
 Career Highlights: 2008 - Named Greenville's Offensive/Defensive Player of the Month, August; Appalachian League Batter of the Week (8/18-24).

YEAR	CLUB	AVG	G	AB	R	H	2B	3B	HR	RBI	BB	SO	SB
2008	Greenville (R)	.327	33	113	14	37	8	3	3	17	11	37	1
Minor League Totals:		.327	33	113	14	37	8	3	3	17	11	37	1

MEYER, DREW - INFIELDER

Height: 5-10 Weight: 200 Bats: L Throws: R Born: August 29, 1981 - Charleston, SC
 Hometown: Surprise, AZ Recommended/Signed By: Jim Fairy (Rangers)
 How Obtained: Signed as a minor league free agent on January 9, 2009.

YEAR	CLUB	AVG	G	AB	R	H	2B	3B	HR	RBI	BB	SO	SB
2002	Savannah (A)	.243	54	214	15	52	5	4	1	24	10	53	7
	Tulsa (AA)	.214	4	14	0	3	0	0	0	0	1	5	0
2003	Stockton (A)	.281	94	398	59	112	16	9	5	53	32	92	24
	Frisco (AA)	.316	26	98	14	31	1	1	0	6	11	23	9
2004	Frisco (AA)	.241	59	232	35	56	6	2	2	13	22	43	4
	Rangers (R)	.387	15	62	15	24	2	0	0	5	3	8	4
2005	Frisco (AA)	.321	83	321	49	103	14	4	3	45	26	55	12
	Oklahoma (AAA)	.247	42	178	25	44	11	4	0	19	14	43	5
2006	Oklahoma (AAA)	.228	95	364	37	83	14	4	2	28	27	91	9
	TEXAS	.214	5	14	1	3	0	0	0	0	0	8	0
2007	Oklahoma (AAA)	.213	72	225	28	48	11	0	1	10	27	44	2
2008	Oklahoma (AAA)	.250	88	284	43	71	10	5	2	34	37	46	10
Minor League Totals:		.262	632	2390	320	627	90	33	16	227	210	503	86
Major League Totals:		.214	5	14	1	3	0	0	0	0	0	8	0

MILLER, KYLE - INFIELDER

Height: 6-1 Weight: 200 Bats: R Throws: R Born: September 1, 1986 Jacksonville, FL
 Hometown: Jacksonville, FL Recommended/Signed By: Jon Bunnell School: Central Florida CC
 How Obtained: Selected by the Astros in the 21st round of the June 2007 draft.

Career Highlights: 2007 - Led Greenville and led for eighth in the AL in home runs (7)...led Greenville in total bases (74) and was second in runs (22)

YEAR	CLUB	AVG	G	AB	R	H	2B	3B	HR	RBI	BB	SO	SB
2007	Greenville (R)	.234	56	197	22	46	7	0	7	23	13	53	1
2008	Greenville (R)	.274	19	62	3	17	2	1	1	13	6	19	0
	Lexington (A)	.234	32	128	14	30	6	0	7	24	8	50	1
Minor League Totals:		.240	107	387	39	93	15	1	15	60	27	122	2

PLAYER DEVELOPMENT

SCOUTING & PLAYER DEVELOPMENT

MINAYA, JUAN G. - RIGHT-HANDED PITCHER

Height: 6-4 Weight: 180 Bats: R Throws: R Born: September 18, 1990 - Maimon, DR
 Hometown: Maimon, DR Recommended/Signed By: Felix Francisco

How Obtained: Signed as a non-drafted free agent on September 3, 2008.

YEAR	CLUB	W-L	ERA	G	GS	CG	SHO	SV	IP	H	R	ER	BB	SO
2008	DSL Astros (R)	2-7	2.96	14	9	1	0	0	51.2	45	33	17	18	40
Minor League Totals:		2-7	2.96	14	9	1	0	0	51.2	45	33	17	18	40

MOJICA, CARLOS - CATCHER

Height: 6-0 Weight: 190 Bats: R Throws: R Born: June 7, 1988 Boca Chica, D.R.
 Hometown: San Pedro de Macoris, D.R. Recommended/Signed By: Julio Linares and Arturo Defreites

How Obtained: Signed as a non-drafted free agent, June 21, 2006.

YEAR	CLUB	AVG	G	AB	R	H	2B	3B	HR	RBI	BB	SO	SB
2006	DSL Astros (R)	.125	17	40	0	5	0	0	0	2	4	7	0
2007	DSL Astros (R)	.230	31	91	16	20	3	1	1	13	13	21	1
2008	Greeneville (R)	.302	16	43	8	13	0	0	0	3	2	15	0
Minor League Totals:		.218	64	174	24	38	3	1	1	18	19	43	1

MOJICA, JUAN - RIGHT-HANDED PITCHER

Height: 6-4 Weight: 185 Bats: R Throws: R Born: February 13, 1989 - Baní, DR
 Hometown: Baní, DR Recommended/Signed By: Felix Francisco and Rafael Belen

How Obtained: Signed as a non-drafted free agent on Jan. 22, 2008.

YEAR	CLUB	W-L	ERA	G	GS	CG	SHO	SV	IP	H	R	ER	BB	SO
2008	DSL Astros (R)	2-7	2.96	14	9	1	0	0	51.2	45	33	17	18	40
Minor League Totals:		2-7	2.96	14	9	1	0	0	51.2	45	33	17	18	40

MOLINA, FELIX - INFIELDER

Height: 5-9 Weight: 189 Bats: L Throws: R Born: May 5, 1983 - Mayaguez, PR
 Hometown: Mayaguez, PR Recommended/Signed By: Hector Otero (Twins)

How Obtained: Signed as a non-drafted free agent on January 26, 2009.

YEAR	CLUB	AVG	G	AB	R	H	2B	3B	HR	RBI	BB	SO	SB
2001	GCL Twins (R)	.286	91	189	27	54	12	3	2	21	16	25	8
2002	Elizabethton (R)	.263	50	175	31	46	9	2	3	21	18	21	6
2003	Quad City (A)	.243	79	268	33	65	11	0	2	31	19	33	3
	Elizabethton (R)	.352	20	88	15	31	10	3	0	14	3	10	3
2004	Fort Myers (A)	.240	103	321	49	77	22	4	3	39	37	63	7
2005	Fort Myers (A)	.258	46	155	23	40	9	2	0	9	16	16	1
	New Britain (AA)	.287	36	122	17	35	10	0	2	18	8	27	0
2006	New Britain (AA)	.270	116	385	39	104	16	4	9	50	28	65	9
2007	New Britain (AA)	.272	117	426	51	116	20	3	8	45	35	70	7
2008	New Britain (AA)	.247	86	300	28	74	18	2	2	35	20	50	5
	Rochester (AAA)	.000	3	2	1	0	0	0	0	0	0	2	0
Minor League Totals:		.264	707	2431	314	642	137	23	31	283	200	382	49

MONTAS, DIONEL - INFIELDER

Height: 6-2 Weight: 200 Bats: R Throws: R Born: May 17, 1987 - Cambita, DR
 Hometown: Cambita, DR Recommended/Signed By: Felix Francisco and Andres Lopez

How Obtained: Signed as a non-drafted free agent on December 4, 2007

YEAR	CLUB	AVG	G	AB	R	H	2B	3B	HR	RBI	BB	SO	SB
2008	Greeneville (R)	.168	29	95	12	16	3	0	3	8	10	34	0
Minor League Totals:		.168	29	95	12	16	3	0	3	8	10	34	0

MONZON, JOSE A. - OUTFIELDER

Height: 6-0 Weight: 170 Bats: R Throws: R Born: December 30, 1991 - Aguas Negras, VZ
 Hometown: San Felipe, Yacucy, VZ Recommended/Signed By: Oscar Alvarado/Rafael Cariel/Felix Francisco

How Obtained: Signed as a non-drafted free agent on July 19, 2008.

YEAR	CLUB	AVG	G	AB	R	H	2B	3B	HR	RBI	BB	SO	SB
2009 will be his first professional season													

MORESI, NICHOLAS - OUTFIELDER

Height: 6-4 Weight: 180 Bats: R Throws: R Born: November 22, 1984 - Concord, CA
 Hometown: Clayton, CA Recommended/Signed By: Gene Wellman (Astros) School: Fresno State University

How Obtained: Selected by the Astros in the third round of the 2006 draft

Career Highlights: Led Lexington with seven triples.

YEAR	CLUB	AVG	G	AB	R	H	2B	3B	HR	RBI	BB	SO	SB
2006	Tri-City (A)	.180	57	206	17	37	5	1	2	21	15	59	6
2007	Lexington (A)	.235	111	387	63	91	17	7	10	39	39	111	15
2008	Lexington (A)	.224	24	85	12	19	3	2	2	11	4	26	1
	Salem (A)	.218	55	170	20	37	8	0	2	15	14	48	5
Minor League Totals:		.217	247	848	112	184	33	10	16	86	72	244	27

**MORONTA, CRISTIAN - CATCHER**

Height: 5-10 Weight: 185 Bats: R Throws: R Born: December 5, 1989 Bonao, D.R.

Hometown: Bonao, D.R. Recommended/Signed By: Felix Francisco and Andres Lopez

How Obtained: Signed as a non-drafted free agent on February 29, 2008.

YEAR	CLUB	AVG	G	AB	R	H	2B	3B	HR	RBI	BB	SO	SB
2008	DSL Astros (R)	.211	19	38	4	8	2	1	0	4	1	7	2
Minor League Totals:		.211	19	38	4	8	2	1	0	4	1	7	2

YEAR	CLUB	W-L	ERA	G	GS	CG	SHO	SV	IP	H	R	ER	BB	SO
2008	DSL Astros (R)	0-0	0.00	1	0	0	0	0	1.0	1	0	0	1	0
Minor League Totals:		0-0	0.00	1	0	0	0	0	1.0	1	0	0	1	0

MOWDY, ASHTON - RIGHT-HANDED PITCHER

Height: 6-1 Weight: 185 Bats: R Throws: R Born: June 21, 1986 - Oklahoma City, OK

Hometown: Mustang, OK Recommended/Signed By: Jim Stevenson School: Eastern Oklahoma State JC

How Obtained: Selected by the Astros in the 19th round of the June 2008 draft.

YEAR	CLUB	W-L	ERA	G	GS	CG	SHO	SV	IP	H	R	ER	BB	SO
2008	Tri-City (A)	4-3	4.10	21	2	0	0	1	41.2	39	21	19	21	48
Minor League Totals:		4-3	4.10	21	2	0	0	1	41.2	39	21	19	21	48

MUECKE, JOSHUA C. - LEFT-HANDED PITCHER

Height: 6-2 Weight: 190 Bats: L Throws: L Born: January 9, 1982 - San Diego, CA

Hometown: San Diego, CA Recommended/Signed By: Doug Deutsch School: Loyola Marymount Univ.

How Obtained: Selected by the Astros in the fifth round of the June 2003 draft.

Career Highlights: 2008 - PCL All-Star, led the organization in Innings pitched (165.2) and ranked tied for fourth with 107 strikeouts.

YEAR	CLUB	W-L	ERA	G	GS	CG	SHO	SV	IP	H	R	ER	BB	SO
2003	Tri-City (A)	3-3	4.14	14	11	0	0	0	54.1	58	28	25	29	43
2004	Lexington (A)	9-1	3.97	37	8	0	0	2	104.1	81	48	46	48	91
2005	Salem (A)	10-12	3.67	28	28	1	1	0	159.1	164	81	65	47	98
2006	Corpus Christi (AA)	0-7	7.40	25	9	0	0	0	62.0	92	54	51	27	43
2007	Corpus Christi (AA)	9-5	3.90	32	16	1	0	0	131.2	133	60	57	54	78
2008	Round Rock (AAA)	8-13	4.89	29	29	0	0	0	165.2	169	101	90	64	107
Minor League Totals:		39-41	4.44	165	101	2	1	2	677.1	697	372	334	265	460

NEWHAN, DAVID - INFIELDER

See Non-roster Bio

NOGUERA, ANTONIO - LEFT-HANDED PITCHER

Height: 6-3 Weight: 194 Bats: L Throws: L Born: February 26, 1988 - Caracas, VZ

Hometown: Miranda, VZ Recommended/Signed By: Andres Reiner and Euclides Vargas

How Obtained: Signed as a non-drafted free agent, September 20, 2004.

Career Highlights: 2007 - Eighth in the Appalachian League in Innings (60.2), led the team in Innings (60.2), starts (12), complete games (1) and was second in ERA (4.15).

YEAR	CLUB	W-L	ERA	G	GS	CG	SHO	SV	IP	H	R	ER	BB	SO
2005	VSL Astros (R)	5-2	3.62	14	6	0	0	0	37.1	32	19	15	21	14
2006	VSL Astros (R)	2-2	2.25	9	5	0	0	0	32.0	32	18	8	7	21
2007	Greenville (R)	2-5	4.15	12	12	1	0	0	60.2	60	36	28	21	36
2008	Tri-City (A)	2-8	7.59	15	13	0	0	0	53.1	77	56	45	21	24
Minor League Totals:		11-17	4.71	50	36	1	0	0	183.1	201	129	96	70	95

NORRIS, DAVID (BUD) - RIGHT-HANDED PITCHER

See Non-roster Bio

ORI, MARK - INFIELDER

Height: 6-4 Weight: 225 Bats: L Throws: R Born: December 16, 1983 - Chicago, IL

Hometown: Niles, IL Recommended/Signed By: Kevin Stein School: Northwestern

How Obtained: Selected by the Astros in the 14th round of the June 2005 draft.

Career Highlights: 2008 - Salem's Team MVP, named Salem's Offensive Player of the Month, April and June; CL Postseason All-Star; led the organization on with 89 RBI and ranked fourth in batting average (.304) and runs scored (73); ranked second in the organization for doubles (36) and third in hits (151) extra base hits (49) and total bases (224). 2007 - Second on the squad in RBI (56), tied for second in hits (113) and third in doubles (22) and home runs (9). 2006 - Placed third on the squad in runs (63), doubles (25), and RBI (60). 2005 - New York-Penn League All-Star.

YEAR	CLUB	AVG	G	AB	R	H	2B	3B	HR	RBI	BB	SO	SB
2005	Tri-City (A)	.280	62	226	35	63	3	1	4	26	21	40	7
2006	Lexington (A)	.274	117	412	63	113	25	3	8	60	40	94	4
2007	Salem (A)	.272	115	415	58	113	22	1	9	56	45	64	2
2008	Salem (A)	.304	131	497	73	151	36	2	11	89	49	92	4
Minor League Totals:		.284	425	1550	229	440	86	7	32	231	155	290	17

ORTIZ, RUSS - RIGHT-HANDED PITCHER

See Non-roster Bio

PACELLA, JOHN (J.J.)- RIGHT-HANDED PITCHER

Height: 6-6 Weight: 212 Bats: R Throws: R Born: December 26, 1983 - Powell, OH

Hometown: Powell, OH Recommended/Signed By: Keith Bodie

How Obtained: Signed as a non-drafted free agent on March 6, 2008

Career Highlights: 2008 - Named Lexington's Pitcher of the Month, June and July.

YEAR	CLUB	W-L	ERA	G	GS	CG	SHO	SV	IP	H	R	ER	BB	SO
2007	River City (IND)	1-2	7.36	3	3	0	0	0	14.2	18	12	12	10	7
2008	Lexington (A)	1-4	3.02	38	0	0	0	12	59.2	54	24	20	21	73
	Sa. em (A)	0-2	3.38	8	0	0	0	0	13.1	12	9	5	5	17
Minor League Totals:		1-6	3.08	46	0	0	0	12	73.0	66	33	25	26	90

PARONTO, CHAD - RIGHT-HANDED PITCHER

See Non-roster Bio

PARRA, WILDER - CATCHER

Height: 6-0 Weight: 175 Bats: R Throws: R Born: March 2, 1991 - Guigue, VZ

Hometown: Guigue, VZ Recommended/Signed By: Felix Francisco/Oscar Alvarado/Rafael Cariel

How Obtained: Signed as a non-drafted free agent on Jan. 27, 2008.

YEAR	CLUB	AVG	G	AB	R	H	2B	3B	HR	RBI	BB	SO	SB
2008	VSL Astros (R)	.234	32	111	6	26	3	1	1	12	4	27	0
Minor League Totals:		.234	32	111	6	26	3	1	1	12	4	27	0

PELLEGRINI, BRIAN - OUTFIELDER

Height: 6-1 Weight: 240 Bats: R Throws: R Born: October 3, 1984 - Mayfield, OH

Hometown: Willoughby, OH Recommended/Signed By: Mike Maggart School: St. Bonaventure University

How Obtained: Selected by the Astros in the 12th round of the June 2007 draft.

Career Highlights: 2008 - Named Lexington's Offensive Player of the Month, June.

YEAR	CLUB	AVG	G	AB	R	H	2B	3B	HR	RBI	BB	SO	SB
2007	Tri-City (A)	.071	5	14	0	1	0	0	0	0	1	8	0
2008	Lexington (A)	.226	87	310	50	70	13	5	21	69	36	95	13
Minor League Totals:		.219	92	324	50	71	13	5	21	69	37	101	13

PEREZ, GERMAN DE JESUS - LEFT-HANDED PITCHER

Height: 5-11 Weight: 147 Bats: L Throws: L Born: September 21, 1989 - Monteria, Colombia

Hometown: Monteria, Colombia Recommended/Signed By: Pablo Torrealba and Arnold Elles

How Obtained: Signed as a non-drafted free agent, Aug. 16, 2006

YEAR	CLUB	W-L	ERA	G	GS	CG	SHO	SV	IP	H	R	ER	BB	SO
2006	VSL Astros (R)	0-2	6.00	10	0	0	0	0	15.0	21	14	10	15	5
2007	VSL Astros (R)	7-1	2.07	14	13	0	0	0	69.2	58	19	16	19	54
2008	VSL Astros (R)	1-1	3.86	9	3	0	0	1	25.2	28	12	11	9	13
Minor League Totals:		8-4	3.02	33	16	0	0	1	110.1	107	45	37	43	72

PEREZ, JURI - RIGHT-HANDED PITCHER

Height: 5-11 Weight: 148 Bats: R Throws: R Born: August 8, 1990 - Puerto Cabello, VZ

Hometown: Puerto Cabello, VZ Recommended/Signed By: Pablo Torrealba and Oscar Alvarado

How Obtained: Signed as a non-drafted free agent on May 15, 2007.

YEAR	CLUB	W-L	ERA	G	GS	CG	SHO	SV	IP	H	R	ER	BB	SO
2007	VSL Astros (R)	3-1	4.32	18	0	0	0	2	33.1	39	20	16	16	13
2008	VSL Astros (R)	4-4	2.68	12	11	0	0	0	57.0	43	22	17	19	28
Minor League Totals:		7-5	3.29	30	11	0	0	2	90.1	82	42	33	35	41

PEREZ, RAINIER DE JESUS - OUTFIELDER

Height: 6-1 Weight: 183 Bats: R Throws: R Born: August 19, 1990 - Mao, D.R.

Hometown: Mao, D.R. Recommended/Signed By: Felix Francisco and Andres Lopez

How Obtained: Signed as a non-drafted free agent on March 7, 2008.

YEAR	CLUB	AVG	G	AB	R	H	2B	3B	HR	RBI	BB	SO	SB
2008	DSL Astros (R)	.082	40	122	10	10	1	1	1	8	20	63	8
Minor League Totals:		.082	40	122	10	10	1	1	1	8	20	63	8

PEREZ, SERGIO - RIGHT-HANDED PITCHER

See Non-roster Bio

PERDOMO, JOSE RAFAEL - RIGHT-HANDED PITCHER

Height: 6-0 Weight: 180 Bats: R Throws: R Born: October 24, 1991 - Ciudad Bolivar, VZ

Hometown: Ciudad Bolivar, VZ Recommended/Signed By: Miguel Chacoo/Oscar Alvarado/Felix Francisco

How Obtained: Signed by the Astros as a non-drafted free agent on December 29, 2008.

YEAR	CLUB	W-L	ERA	G	GS	CG	SHO	SV	IP	H	R	ER	BB	SO
2009 will be first professional season														



PESTANA, REINALDO - CATCHER

Height: 6-1 Weight: 180 Bats: R Throws: R Born: May 24, 1987 - Guatire Miranda, VZ
 Hometown: Guatire Miranda, VZ Recommended/Signed By: Andres Reiner and Orlando Fernandez
 How Obtained: Signed as a non-drafted free agent, March 8, 2004.

YEAR	CLUB	AVG	G	AB	R	H	2B	3B	HR	RBI	BB	SO	SB
2004	Vst. Astros (R)	.212	20	52	10	11	3	0	0	10	6	6	2
2005	Vst. Astros (R)	.187	31	91	8	17	3	2	1	10	7	16	0
2006	Greenville (R)	.146	18	41	6	6	2	0	1	3	3	9	0
2007	Greenville (R)	.266	44	139	12	37	6	0	1	14	8	33	0
	Tri-City (A)	.200	5	15	1	3	0	0	0	3	0	5	0
2008	Tri-City (A)	.146	29	96	7	14	2	0	0	6	2	33	0
Minor League Totals:		.203	147	434	44	88	16	2	3	46	26	102	2

PETTUS, NATHANIEL - RIGHT-HANDED PITCHER

Height: 6-1 Weight: 200 Bats: R Throws: R Born: October 9, 1988 - Tulsa, OK
 Hometown: Broken Arrow, OK Recommended/Signed By: Jim Stevenson School: Eastern Oklahoma State JC
 How Obtained: Selected by the Astros in the 27th round of the June 2008 draft.

YEAR	CLUB	W-L	ERA	G	GS	CG	SHO	SV	IP	H	R	ER	BB	SO
2008	Greenville (R)	2-2	4.91	16	0	0	0	4	22.0	26	17	12	11	18
Minor League Totals:		2-2	4.91	16	0	0	0	4	22.0	26	17	12	11	18

PIO, RAFAEL - RIGHT-HANDED PITCHER

Height: 6-2 Weight: 180 Bats: R Throws: R Born: January 9, 1988 - Quisqueya, D.R.
 Hometown: Quisqueya, D.R. Recommended/Signed By: Julio Linares/Rafael Ramirez
 How Obtained: Signed as a non-drafted free agent, July 20, 2005.

YEAR	CLUB	W-L	ERA	G	GS	CG	SHO	SV	IP	H	R	ER	BB	SO
2006	DSL Astros (R)	0-0	1.13	9	0	0	0	1	8.0	4	1	1	7	5
2007	DSL Astros (R)	0-2	6.75	11	2	0	0	0	20.0	29	24	15	13	14
2008	DSL Astros (R)	1-6	4.96	22	1	0	0	1	49.0	42	32	27	26	35
Minor League Totals:		1-8	3.03	42	3	0	0	2	77.0	75	57	43	46	54

PITKIN, JIM (COLTON) - LEFT-HANDED PITCHER

Height: 6-3 Weight: 210 Bats: R Throws: L Born: August 10, 1989 - Baytown, TX
 Hometown: Highlands, TX Recommended/Signed By: Rusty Pendergrass School: Sterling HS
 How Obtained: Selected by the Astros in the 41st round of the June 2007 draft.
 Career Highlights: 2008 - Named Greenville's Pitcher of the Month, June and August.

YEAR	CLUB	W-L	ERA	G	GS	CG	SHO	SV	IP	H	R	ER	BB	SO
2007	Greenville (R)	0-0	7.04	7	0	0	0	0	7.2	12	9	6	6	6
2008	Greenville (R)	2-2	3.07	17	0	0	0	4	44.0	40	15	15	20	45
Minor League Totals:		2-2	3.66	24	0	0	0	4	51.2	52	24	21	26	51

POWELL, JORDAN - RIGHT-HANDED PITCHER

Height: 6-2 Weight: 205 Bats: R Throws: R Born: September 25, 1984 - Danville, IL
 Hometown: Danville, IL Recommended/Signed By: David Kady School: Southern Illinois
 How Obtained: Selected by the Astros in the 35th round of the June 2007 draft.

YEAR	CLUB	W-L	ERA	G	GS	CG	SHO	SV	IP	H	R	ER	BB	SO
2007	Greenville (R)	1-2	5.56	16	1	0	0	0	34.0	39	22	21	16	35
	Tri-City (A)	0-1	5.54	7	0	0	0	0	13.0	17	9	8	5	16
2008	Lexington (A)	1-7	3.52	34	0	0	0	5	69.0	86	35	27	23	49
	Salem (A)	0-1	5.56	9	0	0	0	0	11.1	17	11	7	4	5
Minor League Totals:		2-11	4.45	66	1	0	0	5	127.1	159	77	63	48	105

PRESSLEY, JOSHUA - INFIELDER

Height: 6-6 Weight: 239 Bats: L Throws: R Born: April 2, 1980 - Bangor, Maine
 Hometown: Ft. Lauderdale, FL Recommended/Signed By: Rudy Santin (Rays)
 How Obtained: Signed as a minor league free agent on December 17, 2008.

YEAR	CLUB	AVG	G	AB	R	H	2B	3B	HR	RBI	BB	SO	SB
1998	Devil Rays (R)	.304	36	125	22	38	6	0	1	16	20	29	2
1999	Charleston (A)	.243	118	437	50	106	22	0	9	64	49	80	1
2000	Charleston (A)	.303	130	488	61	148	44	0	6	81	49	61	2
2001	Orlando (AA)	.279	30	111	10	31	2	1	1	12	6	22	0
2002	Orlando (AA)	.304	93	342	47	104	19	0	4	45	42	47	5
	Durham (AAA)	.149	16	47	2	7	1	0	0	5	8	6	0
2003	Norfolk (AAA)	.148	19	61	9	9	2	0	0	4	11	13	0
	St. Lucie (A)	.256	61	234	27	60	13	1	2	30	15	34	3
	Binghamton (AA)	.265	30	98	9	26	6	0	1	10	5	16	0
2004	Binghamton (AA)	.300	101	340	44	102	30	0	3	62	46	64	0
2005	Wichita (AA)	.311	119	440	74	137	25	0	22	88	60	71	0
2006	Pawtucket (AAA)	.050	7	20	0	1	0	0	0	0	3	5	0
	Springfield (AA)	.250	33	92	12	23	5	0	2	14	20	17	0
	Carolina (AA)	.231	24	65	2	15	1	1	0	7	11	13	1
2007	Somerset (IND)	.283	102	329	37	93	18	0	13	56	55	52	5
2008	Somerset (IND)	.354	133	489	95	173	33	0	30	101	73	76	3
Minor League Totals:		.289	1052	3718	501	1073	227	3	94	575	473	606	22

PLAYER DEVELOPMENT

QUALBEN, DAVID - LEFT-HANDED PITCHER

Height: 6-3 Weight: 210 Bats: L Throws: L Born: July 29, 1985 - Brooklyn, NY
 Hometown: Brooklyn, NY Recommended/Signed By: Mike Maggart (Astros) School: Pace University
 How Obtained: Selected by the Astros in the seventh round of the 2006 draft.

Career Highlights: 2007 Earned South Atlantic League All-Star honors, led the team in wins (11), ERA (3.94) and innings (148.1) and was third in strike outs (108). 2006 - NY-Penn League All-Star, tied for sixth in the league in ERA (2.25).

YEAR	CLUB	W-L	ERA	G	GS	CG	SHO	SV	IP	H	R	ER	BB	SO
2006	Tri-City (A)	5-5	2.25	14	14	0	0	0	72.0	54	26	18	20	43
2007	Lexington (A)	11-8	3.94	30	23	0	0	0	148.1	158	74	65	63	108
2008	Lexington (A)	0-0	1.74	3	0	0	0	0	10.1	10	4	2	3	8
	Salem (A)	3-11	5.46	35	8	0	0	0	84.0	93	67	51	48	57
Minor League Totals:		19-24	3.89	82	45	0	0	0	314.2	315	171	136	134	216

QUEVEDO, CARLOS - RIGHT-HANDED PITCHER

Height: 6-2 Weight: 230 Bats: R Throws: R Born: September 30, 1989 - Valencia, VZ
 Hometown: Valencia, VZ Recommended/Signed By: Andres Reiner and Oscar Alvarado

How Obtained: Signed by the Astros as a non-drafted free agent on July 3, 2006.

Career Highlights: 2008 - VSL MVP.

YEAR	CLUB	W-L	ERA	G	GS	CG	SHO	SV	IP	H	R	ER	BB	SO
2007	VSL Astros (R)	4-0	2.32	11	9	0	0	0	54.1	41	15	14	15	25
2008	VSL Astros (R)	4-2	1.98	14	14	0	0	0	68.1	56	19	15	11	53
Minor League Totals:		8-2	2.13	25	23	0	0	0	122.2	97	34	29	26	78

QUEZADA, EURIS FRANK - RIGHT-HANDED PITCHER

Height: 6-6 Weight: 210 Bats: R Throws: R Born: April 6, 1989 - Sabana Larga de Comendador, D.R.
 Hometown: Sabana Larga, D.R. Recommended/Signed By: Felix Francisco

How Obtained: Signed by the Astros as a non-drafted free agent on December 15, 2008.

YEAR	CLUB	W-L	ERA	G	GS	CG	SHO	SV	IP	H	R	ER	BB	SO
2009 will be first professional season														

RAMIREZ, FRANCIS ALBERTO - RIGHT-HANDED PITCHER

Height: 6-5 Weight: 205 Bats: R Throws: R Born: January 12, 1992 - Santo Domingo, D.R.
 Hometown: Santo Domingo, D.R. Recommended/Signed By: Felix Francisco and Rafael Belen

How Obtained: Signed by the Astros as a non-drafted free agent on November 28, 2008.

YEAR	CLUB	W-L	ERA	G	GS	CG	SHO	SV	IP	H	R	ER	BB	SO
2009 will be first professional season														

RAMIREZ, RONALD - INFIELDER

Height: 5-11 Weight: 155 Bats: R Throws: R Born: January 30, 1986 - Cartagena, Col.
 Hometown: Bolivar, Col. Recommended/Signed By: Andres Reiner and Guillermo Ramirez (Astros)

How Obtained: Signed as a non-drafted free agent on January 13, 2003.

Career Highlights: 2006 -- Named Greenville's team MVP after leading the team in batting average (.314) while placing third in the league in hits (72) and second in doubles (20); Earned a spot on the Appalachian League All-Star team.

YEAR	CLUB	AVG	G	AB	R	H	2B	3B	HR	RBI	BB	SO	SB
2003	VSL Astros (R)	.202	56	198	30	40	12	1	0	16	17	40	8
2004	VSL Astros (R)	.276	59	203	36	56	14	1	1	28	28	22	15
2005	VSL Astros (R)	.267	46	172	22	46	10	2	3	29	9	18	5
2006	Greenville (R)	.314	57	229	23	72	20	2	3	33	11	42	7
	Lexington (A)	.200	3	10	0	2	0	0	0	0	0	4	0
2007	Tri-City (A)	.143	2	7	0	1	1	0	0	2	0	3	0
	Lexington (A)	.314	19	70	10	22	6	0	0	8	3	21	1
2008	Tri-City (A)	.178	49	169	19	30	3	0	3	11	10	54	5
	Lexington (A)	.216	58	190	19	41	14	0	0	8	14	39	2
Minor League Totals:		.248	349	1248	159	310	80	6	10	135	92	243	43

RAMOS, EUDY - INFIELDER

Height: 6-2 Weight: 210 Bats: L Throws: L Born: January 5, 1991 - Santo Domingo, D.R.
 Hometown: Santo Domingo, D.R. Recommended/Signed By: Felix Francisco and Rafael Belen

How Obtained: Signed as a non-drafted free agent on May 15, 2008

YEAR	CLUB	AVG	G	AB	R	H	2B	3B	HR	RBI	BB	SO	SB
2008	DSL Astros (R)	.142	38	134	8	19	5	0	0	10	17	43	2
Minor League Totals:		.142	38	134	8	19	5	0	0	10	17	43	2

REYES, CARLOS - OUTFIELDER

Height: 6-0 Weight: 178 Bats: R Throws: R Born: December 5, 1987 - San Pedro De Macoris, D.R.
 Hometown: San Pedro De Macoris, D.R. Recommended/Signed By: Julio Linares and Arturo Defreites

How Obtained: Signed as a non-drafted free agent on February 10, 2007.

YEAR	CLUB	AVG	G	AB	R	H	2B	3B	HR	RBI	BB	SO	SB
2007	DSL Astros (R)	.243	57	206	24	50	7	2	4	30	29	59	5
2008	DSL Astros (R)	.239	67	243	27	58	8	2	1	29	31	65	21
Minor League Totals:		.241	124	449	51	108	15	4	5	59	60	124	26



RIVERA, DARWIN - INFIELDER

Height: 5-11 Weight: 180 Bats: R Throws: R Born: October 27, 1991 - Luperon, Puerto Plata, D.R.
 Hometown: Puerto Plata, D.R. Recommended/Signed By: Felix Francisco and Andres Lopez
 How Obtained: Signed as a non-drafted free agent on July 2, 2008.

YEAR	CLUB	AVG	G	AB	R	H	2B	3B	HR	RBI	BB	SO	SB
------	------	-----	---	----	---	---	----	----	----	-----	----	----	----

2009 will be first professional season

RIVERS, KIRKLAND - LEFT-HANDED PITCHER

Height: 6-1 Weight: 185 Bats: L Throws: L Born: January 6, 1986 - Longview, TX
 Hometown: Henderson, TX Recommended/Signed By: Rusty Pendergrass School: Texas A&M University
 How Obtained: Selected by the Astros in the 37th round of the June 2008 draft.

YEAR	CLUB	W-L	ERA	G	GS	CG	SHO	SV	IP	H	R	ER	BB	SO
2008	Tri-City (A)	1-2	5.25	19	0	0	0	3	36.0	38	24	21	21	49
Minor League Totals:		1-2	5.25	19	0	0	0	3	36.0	38	24	21	21	49

ROBINSON, BRETT - RIGHT-HANDED PITCHER

Height: 6-0 Weight: 185 Bats: R Throws: R Born: January 23, 1985 - Columbia, MO
 Hometown: Sarasota, FL Recommended/Signed By: Jon Bunnell (Astros) School: Florida Southern College
 How Obtained: Selected by the Astros in the 27th round of the June 2007 draft.

Career Highlights: 2007 - Led Greenville in appearances (21) and saves (6) and walked only one

YEAR	CLUB	W-L	ERA	G	GS	CG	SHO	SV	IP	H	R	ER	BB	SO
2007	Greenville (R)	1-2	3.38	21	0	0	0	6	29.1	33	15	11	1	25
2008	Lexington (A)	4-1	6.02	40	0	0	0	0	64.1	88	49	43	23	44
Minor League Totals:		5-3	5.19	61	0	0	0	6	93.2	121	64	54	24	69

RODRIGUEZ, HECTOR - INFIELDER

Height: 5-11 Weight: 150 Bats: R Throws: R Born: August 8, 1989 - San Pedro de Macoris, DR
 Hometown: San Pedro de Macoris, DR Recommended/Signed By: Julio Linares and Arturo DeFreitas
 How Obtained: Signed as a non-drafted free agent on Aug. 8, 1989

YEAR	CLUB	AVG	G	AB	R	H	2B	3B	HR	RBI	BB	SO	SB
2008	DSL Astros (R)	.214	32	103	11	22	0	0	0	6	10	29	4
Minor League Totals:		.214	32	103	11	22	0	0	0	6	10	29	4

ROMANO, JASON - OUTFIELDER

Height: 6-0 Weight: 188 Bats: R Throws: R Born: June 24, 1979 - Tampa, FL
 Hometown: Tampa, FL Recommended/Signed By: Danny Sheaffer
 How Obtained: Signed as a minor league free agent on December 18, 2008.

YEAR	CLUB	AVG	G	AB	R	H	2B	3B	HR	RBI	BB	SO	SB
1997	Rangers (R)	.257	34	109	27	28	5	3	2	11	13	19	13
1998	Savannah (A)	.271	134	524	72	142	19	4	7	52	46	94	40
	Charlotte (A)	.208	7	24	3	5	1	0	1	2	2	2	1
1999	Charlotte (A)	.312	120	459	84	143	27	14	13	71	39	72	34
2000	Tulsa (AA)	.271	131	535	87	145	35	2	8	70	56	84	25
2001	Tulsa (AA)	.242	56	186	19	45	9	1	1	19	16	31	8
	Oklahoma (AAA)	.315	41	149	32	47	6	1	4	13	20	28	3
	Rangers (R)	.143	5	21	2	3	0	0	0	1	8	1	1
	Charlotte (A)	.400	3	10	3	4	2	0	1	4	1	4	1
2002	Oklahoma (AAA)	.270	48	196	28	53	8	1	4	28	19	41	10
	TEXAS	.204	29	94	8	11	4	0	0	4	4	13	2
	Colorado Springs (AAA)	.310	31	129	20	40	7	2	0	9	6	27	8
	COLORADO	.324	18	37	9	12	0	1	0	1	3	11	4
2003	LOS ANGELES (NL)	.083	37	36	3	3	0	0	0	0	1	8	2
	Las Vegas (AAA)	.306	57	216	45	66	18	4	4	23	1	32	10
2004	TAMPA BAY	.125	4	8	0	1	0	0	0	1	0	2	0
	CINCINNATI	.154	22	26	3	4	0	0	1	3	2	10	0
	Louisville (AAA)	.337	40	163	22	55	12	4	2	16	3	24	3
2005	Louisville (AAA)	.308	56	224	34	69	17	2	4	32	14	36	5
	CINCINNATI	.267	19	30	3	8	2	0	1	3	3	9	0
	Albuquerque (AAA)	.000	1	1	0	0	0	0	0	0	1	0	0
2006	Durham (AAA)	.105	13	38	2	4	0	0	0	0	4	9	0
2007	Somerset (IND)	.281	73	288	46	81	21	0	7	45	25	50	6
Minor League Totals:		.284	840	3272	523	930	187	38	56	391	280	558	168
Major League Totals:		.204	129	191	26	39	6	1	2	12	13	53	8

ROMERO, JOEL - RIGHT-HANDED PITCHER

Height: 6-0 Weight: 180 Bats: R Throws: R Born: July 25, 1988 - San Pedro De Marcos, D.R.

Hometown: San Pedro De Marcos, D.R. Recommended/Signed By: Julio Linares and Amaury Linares

How Obtained: Signed as a non-drafted free agent, Aug. 17, 2006.

YEAR	CLUB	W-L	ERA	G	GS	CG	SHO	SV	IP	H	R	ER	BB	SO
2007	DSL Astros (R)	2-6	2.07	13	12	0	0	0	61.0	48	26	14	21	67
2008	Greeneville (R)	1-1	4.82	7	0	0	0	0	9.1	6	7	5	6	7
Minor League Totals:		3-7	2.43	20	12	0	0	0	70.1	54	33	19	27	74

ROSARIO, EBERT - INFIELDER

Height: 6-3 Weight: 165 Bats: R Throws: R Born: May 27, 1987 - La Romana, D.R.

Hometown: La Romana, D.R. Recommended/Signed By: Julio Linares and Adriano Rodriguez

How Obtained: Signed as a non-drafted free agent, August 31, 2005.

Career Highlights: 2008 - Named Greeneville's Defensive Player of the Month, July, 2007. Led Greeneville in batting average (.273), RBI (26), hits (60), total bases (86), games (59) and was tied for first in doubles (14)

YEAR	CLUB	AVG	G	AB	R	H	2B	3B	HR	RBI	BB	SO	SB
2006	DSL Astros (R)	.275	56	200	26	55	6	2	1	21	13	33	5
2007	Greeneville (R)	.273	59	220	25	60	14	3	2	26	4	25	4
2008	Greeneville (R)	.304	47	168	23	51	6	3	2	18	13	20	4
	Tri-City (A)	.071	4	14	1	1	0	0	0	1	1	6	0
Minor League Totals:		.277	166	602	75	167	26	8	5	66	33	64	13

RUMMEL, PHILIP - RIGHT-HANDED PITCHER

Height: 6-5 Weight: 235 Bats: R Throws: R Born: June 26, 1985 - Noblesville, IN

Hometown: Reading, PA Recommended/Signed By: Gerry Craft School: Kutztown University (PA)

How Obtained: Selected by the Astros in the 31st round of the June 2008 draft.

Career Highlights: 2008 - NYPL All-Star (Most Outstanding Pitcher), named Tri-City's Pitcher of the Month, June.

YEAR	CLUB	W-L	ERA	G	GS	CG	SHO	SV	IP	H	R	ER	BB	SO
2008	Tri-City (A)	3-2	2.84	21	0	0	0	0	38.0	39	18	12	9	31
Minor League Totals:		3-2	2.84	21	0	0	0	0	38.0	39	18	12	9	31

SACCOMANNO, MARK - INFIELDER

See Non-roster Bio

SALAMIDA, CHRISTOPHER - LEFT-HANDED PITCHER

Height: 6-0 Weight: 180 Bats: L Throws: L Born: May 7, 1984 - Watervliet, NY

Hometown: Watervliet, NY Recommended/Signed By: Mike Maggart (Astros) School: Oneonta State (NY) University

How Obtained: Selected by the Astros in the 13th round of the 2006 draft.

Career Highlights: 2007 - Carolina League Pitcher of the Week (5/21-27) ...tied for the team lead in starts (25), tied for second in wins (8) and second in innings (130.2) and strike outs (101) 2006 - NY Penn League All Star...named SS-A Most Spectacular Pitcher...also named SS-A All-Star by Baseball America...led the league in wins (10) and ERA (1.06).

YEAR	CLUB	W-L	ERA	G	GS	CG	SHO	SV	IP	H	R	ER	BB	SO
2006	Tri-City (A)	10-1	1.06	14	14	0	0	0	68.0	44	12	8	23	53
2007	Salem (A)	8-8	5.85	27	25	0	0	0	130.2	155	91	85	51	101
2008	Salem (A)	4-2	5.75	36	2	0	0	1	67.1	78	47	43	14	45
	Corpus Christi (AA)	0-2	5.52	11	0	0	0	1	14.2	22	11	9	5	4
Minor League Totals:		22-13	4.65	88	41	0	0	1	280.2	299	161	145	93	203

SANTANA, NESTOR - OUTFIELDER

Height: 6-0 Weight: 175 Bats: R Throws: R Born: May 30, 1990 - Maracay, VZ

Hometown: Maracay, VZ Recommended/Signed By: Oscar Alvarado

How Obtained: Signed as a non-drafted free agent on September 17, 2007

YEAR	CLUB	AVG	G	AB	R	H	2B	3B	HR	RBI	BB	SO	SB
2008	VSL Astros (R)	.255	59	196	28	50	7	0	1	29	22	41	6
Minor League Totals:		.255	59	196	28	50	7	0	1	29	22	41	6

SANTANGELO, LOUIS - CATCHER

See Non-roster Bio

SAPP, MAX - CATCHER


Height: 6-2 Weight: 220 Bats: L Throws: R Born: February 21, 1988 - Orlando, FL

Hometown: Orlando, FL Recommended/Signed By: Jon Bunnell (Astros) School: Bishop Moore High School (FL)

How Obtained: Selected by the Astros in the first round of the 2006 draft.

Career Highlights: 2007 - Second on the team with 23 doubles. 2006 - NYPL All-Star.

YEAR	CLUB	AVG	G	AB	R	H	2B	3B	HR	RBI	BB	SO	SB
2006	Tri-City (A)	.229	50	166	20	38	9	0	1	20	22	37	0
2007	Lexington (A)	.241	86	315	25	76	23	0	2	32	38	70	0
2008	Lexington (A)	.200	74	255	24	51	12	0	4	29	30	77	0
Minor League Totals:		.224	210	736	69	165	44	0	7	81	90	184	0

**SEATON, ROSS - RIGHT-HANDED PITCHER**

Height: 6-4 Weight: 190 Bats: L Throws: R Born: September 18, 1989 Tulsa, OK
 Hometown: Sugar Land, TX Recommended/Signed By: Rusty Pendergrass/Mike Burns School: Second Baptist HS (TX)
 How Obtained: Selected by the Astros in the third round (supplemental) of the June 2008 draft
 Career Highlights: 2008 - ranked 3rd on Houston's Top 10 Prospects List entering the 2009 season by Baseball America; also voted Best Curveball among Astros prospects entering the 2009 season.

YEAR	CLUB	W-L	ERA	G	GS	CG	SHO	SV	IP	H	R	ER	BB	SO
2008	Greenville (R)	0-0	13.50	3	3	0	0	0	4.0	8	7	6	2	4
Minor League Totals:		0-0	13.50	3	3	0	0	0	4.0	8	7	6	2	4

SEMERANO, ROBERT - RIGHT-HANDED PITCHER

Height: 6-1 Weight: 210 Bats: R Throws: R Born: July 18, 1981 - Port Jervis, NY
 Resides: Port Jervis, NY Recommended/Signed: Jeff Bittiger (OAK)
 Acquired: Signed by the Astros as a minor league free agent on January 29, 2009.

YEAR	CLUB	W-L	ERA	G	GS	CG	SHO	SV	IP	H	R	ER	BB	SO
------	------	-----	-----	---	----	----	-----	----	----	---	---	----	----	----

2009 will be first professional season

SEVERINO, SERGIO - LEFT-HANDED PITCHER

Height: 5-11 Weight: 150 Bats: L Throws: L Born: September 1, 1984 - Heguey, D.R.
 Hometown: Heguey D.R. Recommended/Signed By: Adriano Rodriguez and Julio Linares (Astros)
 How Obtained: Signed by the Astros as a free agent on April 16, 2003.
 Career Highlights: 2008 - SA, All-Star; named Lexington's Pitcher of the Month, April. 2007 - Second on the team in ERA (4.15).
 2006 - led the Appalachian League in strikeouts (90) while posting a 6-3 record and a 2.90 ERA. 2005 - Greenville's Pitcher of the Week (8/8-14).

YEAR	CLUB	W-L	ERA	G	GS	CG	SHO	SV	IP	H	R	ER	BB	SO
2003	DSL Astros (R)	3-1	1.67	14	10	0	0	1	54.0	35	18	10	33	85
2004	DSL Astros (R)	5-3	2.63	15	15	1	1	0	75.1	45	32	22	34	105
2005	Greenville (R)	3-5	4.67	13	13	0	0	0	61.2	47	35	32	36	69
2006	Greenville (R)	6-3	2.90	13	13	0	0	0	68.1	50	24	22	27	90
2007	Lexington (A)	5-8	4.15	31	8	0	0	3	84.2	69	44	39	43	84
2008	Lexington (A)	3-3	2.66	10	9	0	0	0	50.2	34	16	15	24	54
	Salem (A)	1-6	7.66	17	17	0	0	0	67.0	85	63	57	48	38
Minor League Totals:		26-29	3.84	113	85	1	1	4	461.2	365	232	197	245	525

SHELDON, OLE - INFIELDER

Height: 6-4 Weight: 210 Bats: R Throws: R Born: November 25, 1982 - Roseburg, OR
 Hometown: Roseburg, OR Recommended/Signed By: David Henderson (Astros) School: University of Oklahoma
 How Obtained: Selected by the Astros in the 14th round of the 2004 draft.

Career Highlights: 2006 - Named a SA, All-Star for Lexington. 2004 - Named Greenville's defensive player of the month for July.

YEAR	CLUB	AVG	G	AB	R	H	2B	3B	HR	RBI	BB	SO	SB
2004	Greenville (R)	.217	54	166	23	36	4	1	3	19	14	23	7
2005	Lexington (A)	.259	68	247	34	64	12	0	5	35	29	36	2
2006	Lexington (A)	.328	70	241	46	79	27	0	4	32	43	43	7
	Salem (A)	.292	46	161	19	47	6	0	1	24	31	32	2
2007	Salem (A)	.298	56	178	31	53	8	0	6	25	34	24	1
2008	Corpus Christi (AA)	.282	114	373	60	105	15	2	13	55	58	71	3
Minor League Totals:		.281	408	1366	213	384	72	3	32	190	209	229	22

SHUCK, JACK - OUTFIELDER

Height: 5-11 Weight: 185 Bats: L Throws: L Born: June 18, 1987 - Westerville, OH
 Hometown: Galon, OH Recommended/Signed By: Nick Venuto School: Ohio State University
 How Obtained: Selected by the Astros in the sixth round of the June 2008 draft.

Career Highlights: 2008 - NYPL All-Star; named Tri-City's Offensive Player of the Month August

YEAR	CLUB	AVG	G	AB	R	H	2B	3B	HR	RBI	BB	SO	SB
2008	Tri-City (A)	.300	65	263	51	79	12	5	4	24	35	34	8
Minor League Totals:		.300	65	263	51	79	12	5	4	24	35	34	8

SIERRA, ANDRU - INFIELDER

Height: 5-9 Weight: 168 Bats: S Throws: R Born: November 13, 1991 - Cartagena, Colombia
 Hometown: Cartagena, Colombia Recommended/Signed By: Arno d'Elles/Carlos Martinez/Felix Francisco
 How Obtained: Signed as a non-drafted free agent on July 3, 2008.

YEAR	CLUB	AVG	G	AB	R	H	2B	3B	HR	RBI	BB	SO	SB
------	------	-----	---	----	---	---	----	----	----	-----	----	----	----

2009 will be first professional season

SIMUNIC, ANDREW - INFIELDER

Height: 6-0 Weight: 175 Bats: R Throws: R Born: August 7, 1985 - Bloomington, IN
 Hometown: Gallierville, TN Recommended/Signed By: Nick Venuto School: Univ. of Tennessee
 How Obtained: Selected by the Astros in the 17th round of the June 2008 draft.

Career Highlights: 2008 - Named Tri-City's Defensive Player of the Month, July.

YEAR	CLUB	AVG	G	AB	R	H	2B	3B	HR	RBI	BB	SO	SB
2008	Tri-City (A)	.234	53	184	20	43	2	1	0	14	21	49	4
Minor League Totals:		.234	53	184	20	43	2	1	0	14	21	49	4

SMITH, JASON - INFIELDER

See Non-roster Bio

SPANN, CHARLES J. (CHAD) - INFIELDER

Height: 6-1 Weight: 195 Bats: R Throws: R Born: October 25, 1983 - Americus, GA

Hometown: Colquitt, GA Recommended/Signed By: Rob English (Red Sox)

How Obtained: Signed as a minor league free agent on December 26, 2008

YEAR	CLUB	AVG	G	AB	R	H	2B	3B	HR	RBI	BB	SO	SB
2002	Red Sox (R)	.222	57	203	20	45	8	3	6	28	12	37	1
2003	Augusta (A)	.312	116	414	55	129	21	3	5	63	40	64	9
2004	Sarasota (A)	.248	61	214	26	53	9	0	4	22	9	53	6
	Red Sox (R)	.333	7	24	3	8	2	0	0	4	2	1	0
2005	Wilmington (A)	.248	111	400	55	99	23	4	13	48	39	106	1
	Portland (AA)	.207	9	29	1	6	2	0	0	1	3	8	1
2006	Portland (AA)	.294	99	360	53	106	28	3	10	50	29	85	3
2007	Pawtucket (AAA)	.223	74	251	22	56	9	0	4	17	24	77	1
	Portland (AA)	.250	24	96	13	24	8	0	4	26	8	32	0
2008	Pawtucket (AAA)	.185	56	184	21	34	5	0	3	20	12	53	1
	Omaha (AAA)	.292	19	72	6	21	2	0	1	11	5	15	0
Minor League Totals:		.259	633	2247	275	581	117	13	50	290	183	531	23

STEELE, THOMAS - OUTFIELDER

Height: 6-3 Weight: 215 Bats: R Throws: R Born: September 21, 1986 - Tucson, AZ

Hometown: Oro Valley, AZ Recommended/Signed By: Mark Ross

School: University of Arizona

How Obtained: Selected by the Astros if the fourth round of the June 2008 draft

Career Highlights: 2008 - NYPL All-Star, named Tri-City's Defensive Player of the Month, June

YEAR	CLUB	AVG	G	AB	R	H	2B	3B	HR	RBI	BB	SO	SB
2008	Tri-City (A)	.283	40	159	18	45	8	1	3	21	6	51	6
Minor League Totals:		.283	40	159	18	45	8	1	3	21	6	51	6

SUNIAGA, GEBER - OUTFIELDER

Height: 5-11 Weight: 160 Bats: R Throws: R Born: June 17, 1991 - Guayana, VZ

Hometown: Guayana Estado Sucre, VZ

Recommended/Signed By: Miguel Chacoar/Rafael Cariel/Felix Francisco

How Obtained: Signed as a non-drafted free agent on September 15, 2008.

YEAR	CLUB	AVG	G	AB	R	H	2B	3B	HR	RBI	BB	SO	SB
2009 will be first professional season													

SUTIL, WLADIMIR - INFIELDER

Height: 5-10 Weight: 135 Bats: R Throws: R Born: October 31, 1984 - Caracas, VZ

Hometown: Guatire, VZ Recommended/Signed By: Andres Reiner (Astros)

How Obtained: Signed as a non-drafted free agent, May 16, 2003.

Career Highlights: 2008 - Named Corpus Christi's Defensive Player of the Month, June. 2007 - Led Salem with 36 steals, fourth in games (112), hits (107) and runs (61). 2005 - NYPL All-Star, ranked 5th in the NYPL with a .329 average. 2004 - Named Greenville's Offensive Player of the Month for June.

YEAR	CLUB	AVG	G	AB	R	H	2B	3B	HR	RBI	BB	SO	SB
2003	VSL Astros (R)	.266	45	154	35	41	11	1	1	21	22	21	11
2004	Greenville (R)	.298	53	188	31	56	9	0	0	29	17	24	24
2005	Tri-City (A)	.329	59	231	42	76	13	0	0	21	22	12	13
	Lexington (A)	.261	6	23	2	6	1	0	0	3	0	5	2
2006	Lexington (A)	.272	60	195	31	53	8	0	0	12	19	15	20
	Salem (A)	.227	29	97	14	22	5	0	0	9	9	10	8
2007	Salem (A)	.272	112	393	61	107	15	0	0	41	36	47	36
2008	Salem (A)	.268	21	82	15	22	6	0	0	5	2	13	6
	Corpus Christi (AA)	.259	93	316	44	82	13	0	0	24	16	32	22
Minor League Totals:		.276	478	1679	275	549	80	1	1	165	143	179	142

TAYLOR, ERIC - INFIELDER

Height: 6-1 Weight: 195 Bats: R Throws: R Born: July 29, 1985 - San Bernardino, CA

Hometown: Laguna Beach, CA Recommended/Signed By: Dennis Twombly (Astros)

School: UCLA

How Obtained: Selected by the Astros in the 30th round of the 2006 draft.

Career Highlights: 2008 - Lexington Team MVP; finished third among all Astros prospects with 27 steals and posted a .992 fielding percentage, named Lexington's Defensive Player of the Month, August. 2006 - NY-Penn League All-Star...placed fourth in the league in batting average (.315) and tied for fourth in on-base percentage (.394).

YEAR	CLUB	AVG	G	AB	R	H	2B	3B	HR	RBI	BB	SO	SB
2006	Tri-City (A)	.315	68	251	42	79	18	1	2	20	27	40	9
2007	Lexington (A)	.261	110	414	60	108	21	0	13	54	45	79	8
2008	Lexington (A)	.255	132	483	67	123	22	1	9	56	48	91	27
Minor League Totals:		.270	310	1148	169	310	61	2	24	130	120	210	44

**TELLO, RENZO E. - INFIELDER**

Height: 6-1 Weight: 156 Bats: R Throws: R Born: June 30, 1987 Puerto Cabello, VZ
 Hometown: Puerto Cabello, VZ Recommended/Signed By: Andres Reiner and Armando Segura

How Obtained: Signed as a non-drafted free agent, November 27, 2004.

Career Highlights: 2008 - Named Greenville's Defensive Player of the Month, June.

YEAR	CLUB	AVG	G	AB	R	H	2B	3B	HR	RBI	BB	SO	SB
2005	VSL Astros (R)	.152	36	92	8	14	4	0	1	7	8	31	1
2006	VSL Astros (R)	.285	68	253	55	72	19	3	7	46	16	48	4
2007	VSL Astros (R)	.294	46	163	25	48	12	1	7	29	6	31	2
2008	Greenville (R)	.288	44	153	25	44	9	2	3	25	12	37	4
Minor League Totals:		.269	194	661	113	178	44	6	18	107	42	147	11

TIBURCIO, FREDERICK - RIGHT-HANDED PITCHER

Height: 6-3 Weight: 192 Bats: R Throws: R Born: November 1, 1990 Santo Domingo Oeste, D.R.
 Hometown: Santo Domingo Oeste, D.R. Recommended/Signed By: Felix Francisco and Alfonso Santana

How Obtained: Signed as a non-drafted free agent on July 10, 2008.

YEAR	CLUB	W-L	ERA	G	GS	CG	SHO	SV	IP	H	R	ER	BB	SO
2009 will be first professional season														

TILGHMAN, JACK - RIGHT-HANDED PITCHER

Height: 6-2 Weight: 205 Bats: R Throws: R Born: May 19, 1987
 Hometown: Telford, PA Recommended/Signed By: Rusty Pendergrass School: Walters State CC (TN)

How Obtained: Signed to a minor league contract on August 5, 2008

YEAR	CLUB	W-L	ERA	G	GS	CG	SHO	SV	IP	H	R	ER	BB	SO
2007	Phillies (R)	1-2	2.63	7	0	0	0	0	13.2	9	4	4	7	6
2008	Lexington (A)	1-0	2.70	9	0	0	0	0	13.1	14	7	4	9	5
Minor League Totals:		2-2	2.67	16	0	0	0	0	27.0	23	11	8	16	11

TORRENCE, DEVON - OUTFIELDER

Height: 6-0 Weight: 190 Bats: S Throws: R Born: May 3, 1989 - Canton, OH
 Hometown: Massil on, OH Recommended/Signed By: Nick Venuto School: Canton South HS

How Obtained: Selected by the Astros in the 16th round of the June 2007 draft.

Career Highlights: 2007 - Named Best Athlete in the Astros organization by *Baseball America* prior to the 2008 season

YEAR	CLUB	AVG	G	AB	R	H	2B	3B	HR	RBI	BB	SO	SB
2007	Greenville (R)	.149	30	87	8	13	2	0	0	3	23	48	5
2008	Greenville (R)	.151	34	119	13	18	2	0	0	2	19	53	2
Minor League Totals:		.150	64	206	23	31	4	0	0	5	42	101	7

TORRES, JULIO - OUTFIELDER

Height: 5-10 Weight: 161 Bats: R Throws: R Born: July 28, 1990 - Guigüe, VZ
 Hometown: Guigüe, VZ Recommended/Signed By: Al Pedrique and Omar Lopez

How Obtained: Signed as a non-drafted free agent, September 14, 2007.

YEAR	CLUB	AVG	G	AB	R	H	2B	3B	HR	RBI	BB	SO	SB
2008	VSL Astros (R)	.267	56	191	36	51	9	2	3	26	30	55	10
Minor League Totals:		.267	56	191	36	51	9	2	3	26	30	55	10

TRINIDAD, JOSE - RIGHT-HANDED PITCHER

Height: 5-11 Weight: 150 Bats: R Throws: R Born: July 13, 1987 Sabana Grande De Palenque, D.R.
 Hometown: Sabana Grande De Palenque, D.R. Recommended/Signed By: Julio Linares and Sergio Beltré

How Obtained: Signed as a non-drafted free agent on February 22, 2006.

Career Highlights: 2008 - Led all Astros minor leaguers with a 2.73 ERA (17ER/56.0IP).

YEAR	CLUB	W-L	ERA	G	GS	CG	SHO	SV	IP	H	R	ER	BB	SO
2006	DSL Astros (R)	2-2	2.51	18	0	0	0	1	28.2	20	8	8	16	25
2007	DSL Astros (R)	4-4	2.63	22	0	0	0	8	54.2	51	26	16	17	52
2008	Greenville (R)	3-2	2.73	10	10	0	0	0	56.0	57	23	17	6	40
Minor League Totals:		9-8	2.65	50	10	0	0	9	139.1	128	57	41	39	117

TURNER, CHRISTOPHER - OUTFIELDER

Height: 5-11 Weight: 185 Bats: S Throws: R Born: October 21, 1988 Tampa, FL
 Hometown: Brandon, FL Recommended/Signed By: Jon Bunnell School: Brandon HS

How Obtained: Selected by the Astros in the 42nd round of the June 2007 draft.

YEAR	CLUB	AVG	G	AB	R	H	2B	3B	HR	RBI	BB	SO	SB
2007	Greenville (R)	.134	33	97	7	13	2	0	0	4	7	40	3
2008	Greenville (R)	.179	14	39	6	7	1	0	0	3	2	18	3
Minor League Totals:		.147	47	136	13	20	3	0	0	7	9	58	6

URCKFITZ, PATRICK - LEFT-HANDED PITCHER

Height: 6-4 Weight: 190 Bats: L Throws: L Born: July 21, 1988
 Hometown: Penfield, NY Recommended/Signed By: Mike Maggart School: Monroe CC (NY)
 How Obtained: Signed as a non-drafted free agent on June 29, 2008.

YEAR	CLUB	W-L	ERA	G	GS	CG	SHO	SV	IP	H	R	ER	BB	SO
2008	Greenville (R)	1-0	1.40	15	0	0	0	3	19.1	13	8	3	9	23
Minor League Totals:		1-0	1.40	15	0	0	0	3	19.1	13	8	3	9	23

VAN HEKKEN, ANDREW - LEFT-HANDED PITCHER

Height: 6-3 Weight: 175 Bats: R Throws: L Born: July 31, 1979 - Holland, MI
 Hometown: Holland, MI Recommended/Signed By: School: Holland HS (MI)
 How Obtained: Signed as a minor league free agent on July 1, 2008.

Career Highlights: 2008 - Named Corpus Christi's Pitcher of the Month, July.

YEAR	CLUB	W-L	ERA	G	GS	CG	SHO	SV	IP	H	R	ER	BB	SO
1998	Mariners (R)	6-3	4.43	11	8	0	0	0	40.2	34	23	20	18	55
1999	Oneonta (A)	4-2	2.15	11	10	0	0	0	50.1	4	17	12	16	50
2000	W. Michigan (A)	16-6	2.45	26	25	3	1	1	158.0	139	48	43	37	126
2001	Lakeland (A)	10-4	3.17	19	19	2	0	0	110.2	105	43	39	33	82
	Erie (AA)	5-0	4.69	8	8	0	0	0	48.0	63	29	25	8	29
2002	Erie (AA)	4-7	3.83	21	21	1	0	0	134.0	138	69	57	34	97
	Toledo (AAA)	5-0	1.82	7	7	1	1	0	49.1	41	14	10	11	19
	DETROIT	1-3	3.00	5	5	1	1	0	30.0	38	13	10	6	5
2003	Toledo (AAA)	4-6	5.88	13	12	1	1	0	72.0	93	47	47	18	25
	Erie (AA)	5-6	4.02	13	13	0	0	0	80.2	89	41	36	18	32
2004	Toledo (AAA)	9-7	4.96	28	27	0	0	0	152.1	179	97	84	59	101
2005	Richmond (AAA)	0-3	9.16	4	4	0	0	0	18.2	25	20	19	8	11
	Mississippi (AA)	0-0	5.63	3	3	0	0	0	16.0	22	10	10	12	8
	Louisville (AAA)	1-0	3.89	27	1	0	0	0	37.0	36	16	16	11	24
	Chattanooga (AA)	2-0	3.24	3	3	0	0	0	16.2	19	6	6	3	10
2006	Somerseset (IND)	3-5	5.56	13	13	0	0	0	81.0	91	56	50	18	64
	Omaha (AAA)	3-5	4.36	9	9	0	0	0	53.2	60	32	26	11	33
2007	Somerseset (IND)	9-3	3.12	18	18	1	0	0	115.1	112	46	40	35	83
2008	Corpus Christi (AA)	6-3	3.19	11	11	0	0	0	67.2	82	30	24	10	56
	Laguna (AAA)	2-3	4.01	5	5	0	0	0	24.2	32	16	11	5	10
	Somerseset (IND)	3-2	4.64	7	7	0	0	0	42.2	43	22	22	13	42
Minor League Totals:		82-55	3.86	219	186	8	3	1	1128.0	1161	558	485	312	768
Major League Totals:		1-3	3.00	5	5	1	1	0	30.0	38	13	10	6	5

VAN OSTRAND, JAMES - OUTFIELDER

Height: 6-4 Weight: 210 Bats: R Throws: R Born: August 7, 1984 - Vancouver, British Columbia
 Hometown: Richmond, British Columbia Recommended/Signed By: Dennis Twombly (Astros)
 School: Cal Poly San Luis Obispo

How Obtained: Selected by the Astros in the eighth round of the 2006 draft.

Career Highlights: 2008 - Canadian Olympic Baseball Team member (Beijing, China); CL All-Star; named Salem's Offensive Player of the Month, May, 2007 - Participated in the MLB Futures Game, where he hit a solo home run for the World Team.. second on the squad in RBI (50).

YEAR	CLUB	AVG	G	AB	R	H	2B	3B	HR	RBI	BB	SO	SB
2006	Tri-City (A)	.215	40	149	14	32	6	0	2	13	9	36	2
2007	Lexington (A)	.289	98	363	42	105	18	3	12	60	38	64	4
2008	Salem (A)	.292	97	363	41	106	28	1	7	64	30	45	1
	Corpus Christi (AA)	.160	9	25	1	4	2	0	0	4	3	6	0
Minor League Totals:		.274	244	900	98	247	54	4	21	141	80	151	7

VARGAS, JOSE E. - CATCHER

Height: 6-1 Weight: 200 Bats: R Throws: R Born: April 30, 1991 - Fantino, D.R.
 Hometown: Fantino, D.R. Recommended/Signed By: Felix Francisco
 How Obtained: Signed as a non-drafted free agent on April 30, 2008.

YEAR	CLUB	AVG	G	AB	R	H	2B	3B	HR	RBI	BB	SO	SB
2008	DSL Astros (R)	.236	43	144	13	34	4	1	0	11	15	37	0
Minor League Totals:		.236	43	144	13	34	4	1	0	11	15	37	0

VARGAS, RADAULIN - LEFT-HANDED PITCHER

Height: 6-2 Weight: 160 Bats: L Throws: L Born: May 22, 1989 - San Cristobal, D.R.
 Hometown: Haina, D.R. Recommended/Signed By: Julio Linares and Amaury Linares
 How Obtained: Signed as a non-drafted free agent June 3, 2007.

YEAR	CLUB	W-L	ERA	G	GS	CG	SHO	SV	IP	H	R	ER	BB	SO
2007	DSL Astros (R)	1-2	2.35	10	2	0	0	1	30.2	30	13	8	13	24
2008	DSL Astros (R)	5-3	3.02	18	7	0	0	0	59.2	53	27	20	18	64
Minor League Totals:		6-5	2.79	28	9	0	0	1	90.1	83	40	28	31	88



VESELLA, THOMAS - LEFT-HANDED PITCHER

Height: 6-6 Weight: 205 Bats: R Throws: L Born: October 12, 1985 Van Nuys, CA
 Hometown: Burbank, CA Recommended/Signed By: Dennis Twombly (Astros) School: Whittier College

How Obtained: Selected by the Astros in the 11th round of the 2006 draft.

Career Highlights: 2007 Led Tri-City in starts (15) and innings (72.0) and was third in strike outs (52).

YEAR	CLUB	W-L	ERA	G	GS	CG	SHO	SV	IP	H	R	ER	BB	SO
2006	Greenville (R)	1-5	4.60	13	9	0	0	0	43.0	48	25	22	17	30
2007	Tri-City (A)	2-7	4.63	15	15	0	0	0	72.0	80	46	37	23	52
2008	Lexington (A)	1-3	6.83	6	5	0	0	0	29.0	38	22	22	6	13
Minor League Totals:		4-15	5.06	34	29	0	0	0	144.0	166	93	81	46	95

VILLAR, HENRY - RIGHT-HANDED PITCHER

Height: 5-11 Weight: 150 Bats: R Throws: R Born: May 24, 1987 - Bonao, D.R.
 Hometown: Bonao, D.R. Recommended/Signed By: Julio Linares and Ricardo Aponte

How Obtained: Signed as a non-drafted free agent, July 19, 2005.

YEAR	CLUB	W-L	ERA	G	GS	CG	SHO	SV	IP	H	R	ER	BB	SO
2006	DSL Astros (R)	1-1	2.16	13	7	0	0	0	41.2	33	15	10	9	32
2007	DSL Astros (R)	4-4	2.45	13	13	0	0	0	73.1	64	26	20	12	69
2008	Greenville (R)	3-6	4.41	13	13	0	0	0	65.1	69	32	32	12	65
Minor League Totals:		8-11	3.09	39	33	0	0	0	180.1	166	73	62	33	166

WABICK, BRIAN - RIGHT-HANDED PITCHER

Height: 6-0 Weight: 180 Bats: R Throws: R Born: August 3, 1987 - Chicago, IL
 Hometown: Palos Park, IL Recommended/Signed By: David Kady School: Oakton CC

How Obtained: Selected by the Astros in the 34th round of the June 2007 draft.

YEAR	CLUB	W-L	ERA	G	GS	CG	SHO	SV	IP	H	R	ER	BB	SO
2007	Greenville (R)	0-2	5.18	18	1	0	0	1	41.2	47	27	24	17	28
2008	Greenville (R)	1-1	3.93	10	0	0	0	5	18.1	22	8	8	5	16
	Tri-City (A)	2-1	2.14	11	0	0	0	2	21.0	18	5	5	1	23
Minor League Totals:		3-4	4.11	39	1	0	0	8	81.0	87	40	37	23	67

WAGLER, CHAD - RIGHT-HANDED PITCHER

Height: 6-1 Weight: 185 Bats: R Throws: R Born: September 11, 1983 Canton, OH
 Hometown: Hartville, OH Recommended/Signed By: Nick Venuto (Astros) School: Kent State University

How Obtained: Selected by the Astros in the 22nd round of the 2006 draft.

Career Highlights: 2007 - Second on the squad in wins (8) and appearances (45).

YEAR	CLUB	W-L	ERA	G	GS	CG	SHO	SV	IP	H	R	ER	BB	SO
2006	Tri-City (A)	1-5	2.87	20	0	0	0	0	47.0	43	22	15	13	33
2007	Lexington (A)	8-7	5.08	45	1	0	0	5	90.1	97	56	51	33	58
2008	Salem (A)	5-4	3.66	13	10	0	0	0	59.0	61	28	24	11	22
Minor League Totals:		14-16	4.13	78	11	0	0	5	196.1	201	106	90	57	113

WALKER, SEAN - RIGHT-HANDED PITCHER

Height: 6-1 Weight: 175 Bats: R Throws: R Born: October 31, 1982 - San Diego, CA
 Hometown: La Mesa, CA Recommended/Signed By: Pat Murphy School: Baylor University

How Obtained: Selected by the Astros in the 24th round of the 2005 June draft.

Career Highlights: 2006 -- Led Lexington in innings pitched (138.2) and strikeouts (113).

YEAR	CLUB	W-L	ERA	G	GS	CG	SHO	SV	IP	H	R	ER	BB	SO
2005	Tri-City (A)	0-3	4.93	13	5	0	0	2	34.2	45	25	19	14	33
2006	Lexington (A)	6-10	4.61	25	25	1	0	0	138.2	149	87	71	44	113
2007	Salem (A)	3-3	4.20	20	10	0	0	0	64.1	73	33	30	15	47
2008	Salem (A)	0-1	2.81	13	0	0	0	3	16.0	12	7	5	4	19
	Corpus Christi (AA)	1-6	7.24	26	8	0	0	0	87.0	125	76	70	33	50
Minor League Totals:		10-23	5.15	97	48	1	0	5	340.2	404	228	195	110	262

WILLIAMS, MARQUES - OUTFIELDER

Height: 6-0 Weight: 185 Bats: R Throws: R Born: October 24, 1985 Los Angeles, CA
 Hometown: Los Angeles, CA Recommended/Signed By: Chuck Stone School: Compton CC

How Obtained: Selected by the Astros in the 43rd round of the June 2007 draft.

YEAR	CLUB	AVG	G	AB	R	H	2B	3B	HR	RBI	BB	SO	SB
2007	Greenville (R)	.200	7	20	4	4	1	0	0	1	2	5	3
2008	Tri-City (A)	.213	46	150	17	32	6	2	0	10	6	40	7
Minor League Totals:		.212	53	170	21	36	7	2	0	11	8	45	5

WOLF, SHANE - LEFT-HANDED PITCHER

Height: 6-3 Weight: 225 Bats: L Throws: L Born: September 10, 1986 - Ithaca, NY
 Hometown: Freeville, NY Recommended/Signed By: Mike Maggart School: Ithaca College (NY)

How Obtained: Selected by the Astros in the 26th round of the June 2008 draft.

YEAR	CLUB	W-L	ERA	G	GS	CG	SHO	SV	IP	H	R	ER	BB	SO
2008	Tri-City (A)	1-2	4.19	13	13	0	0	0	58.0	65	27	27	12	48
Minor League Totals:		1-2	4.19	13	13	0	0	0	58.0	65	27	27	12	48

SCOUTING & PLAYER DEVELOPMENT

2008 DRAFT RECAP

Round (Pick)	Player	POS	B/T	Ht/Wt	DOB	School
1 (10)	Castro, Jason	C	L/R	6-3/210	06/18/1987	Stanford Univ.
1A (38)	Lyles, Jordan	RHP	R/R	6-4/185	10/19/1990	Hartsville HS
2 (56)	Austin, Joseph	CF	L/L	5-11/170	08/10/1990	North Atlanta HS
3 (88)	Davidson, Charles	OF	L/R	6-5/222	01/14/1990	Milton HS
3A (109)	Seaton, Ross	RHP	L/R	6-4/190	09/18/1989	Second Baptist School
4 (122)	Steele, Thomas	CF	R/R	6-3/215	09/21/1986	Univ. of Arizona
5 (152)	Duncan, David	LHP	L/L	6-9/230	06/01/1986	Georgia Tech
6 (182)	Shuck, Jack	CF	L/L	5-11/185	06/18/1987	Ohio St. Univ.
7 (212)	Gaston, Jonathan	RF	L/R	6-0/210	11/13/1986	Univ. of Arizona
8 (242)	Dydalewicz, Brad	LHP	L/L	6-1/180	03/24/1990	Lake Travis HS
9 (272)	Cruz, Luis	LHP	L/L	5-9/170	09/10/1990	Academia Santa Monica
10 (302)	Holloway, Jarred	LHP	R/L	6-3/230	08/28/1988	St. Petersburg JC
11 (332)	Priday, Jacob	RF	R/R	6-1/220	10/02/1985	Univ. of Missouri Columbia
12 (362)	Hulett, Jeff	SS	R/R	6-0/185	11/16/1987	Okaloosa Walton CC
13 (392)	Godfrey, Kyle	RHP	R/R	6-4/200	02/06/1986	Hiwassee JC
14 (422)	Hicks, Christopher	RHP	R/R	6-4/205	02/17/1987	Georgia Tech
15 (452)	Disher, Phil	1B	R/R	6-2/215	06/17/1985	Univ. South Carolina - Columbia
16 (482)	Poytress, Joshua	LHP	R/L	6-1/180	07/20/1990	Fowler HS
17 (512)	Simunic, Andrew	2B	R/R	6-0/170	08/07/1985	Univ. of Tennessee
18 (542)	Flores, David	3B	R/R	6-2/220	10/13/1986	Cal State - Sacramento
19 (572)	Mowdy, Ashton	RHP	R/R	6-0/185	06/21/1986	Eastern Oklahoma St. JC
20 (602)	Robin Shea	C	R/R	5-11/185	12/11/1985	Vanderbilt Univ.
21 (632)	Jones, Rodarrick	CF	R/R	6-0/190	07/31/1990	St. John HS
22 (662)	Jackson, Terrence	LHP	R/L	6-3/185	09/24/1986	North Central Texas College
23 (692)	Huchingson, Danlet	LHP	R/L	6-5/180	04/14/1989	Jn. v. of Arkansas - Ft. Smith
24 (722)	Maier, Denny	OF	R/R	6-3/205	10/28/1985	Univ. of Portland
25 (752)	Hacker, Michael	LHP	L/L	5-9/175	11/06/1985	Cosumnes River College
26 (782)	Wolf, Shane	LHP	L/L	6-3/225	09/10/1986	Ithaca College
27 (812)	Pettus, Nathaniel	RHP	R/R	6-1/200	10/09/1988	Western Oklahoma St. College
28 (842)	Grimmett, Zachary	RHP	R/R	6-3/185	02/05/1990	Beggs HS
29 (872)	Jackson, Christopher	SS	R/R	5-11/185	12/30/1986	Virginia Commonwealth
30 (902)	Diaz, Michael	2B	L/R	5-10/160	04/11/1987	Southern Connecticut St. Univ.
31 (932)	Rummel, Philip	RHP	R/R	6-5/235	06/26/1985	Kutztown Univ.
32 (962)	VoImuth, Bryan	SS	R/R	6-3/195	12/23/1989	Biloxi HS
33 (992)	Armstrong, Shawn	RHP	R/R	6-2/180	09/11/1990	West Craven HS
34 (1022)	Jankowski, Jordan	C	R/R	6-1/210	05/17/1989	Peters Township HS
35 (1052)	Garcia, Rene	C	R/R	6-0/172	03/21/1990	Colegio Sagrada Familia
36 (1082)	Wood, Austin	RHP	R/R	6-4/205	07/11/1990	Niceville HS
37 (1112)	Rivers, Kirkland	LHP	L/L	6-1/195	01/06/1986	Texas A&M Univ.
38 (1142)	Castellanos, Kristofer	LHP	L/L	6-3/185	07/01/1990	Newsome HS
39 (1172)	Van Winkle, Tyson	C	R/R	6-0/190	02/02/1988	Gonzaga Univ.
40 (1202)	Lawson, Scott	2B	L/R	5-10/185	08/12/1987	Grayson County College
41 (1232)	McClendon, Tony	CF	R/R	6-2/180	09/01/1990	Damen HS
42 (1262)	Danbury, Ryan	CF	R/R	6-2/170	08/31/1987	North Florida CC
43 (1292)	Green, Austin	C	R/R	6-1/180	02/22/1990	Patrick Henry HS
44 (1322)	Sparks, Edmond	C	R/R	5-11/200	02/17/1989	Chapala JC
45 (1351)	Garvin, Grayson	LHP	L/L	6-5/200	10/27/1989	Wesleyan HS
46 (1379)	Modica, Mike	LHP	L/L	6-0/175	12/16/1986	George Mason Univ.
47 (1406)	Metroka, Nathan	RF	R/R	6-2/220	08/30/1986	Compton CC
48 (1433)	Meszaros, Daniel	RHP	R/R	5-10/175	09/06/1985	College of Charleston
49 (1460)	Lehr, Chase	RHP	R/R	6-2/185	10/09/1987	Glendale CC
50 (1487)	Austin, Jamal	CF	R/R	5-10/175	08/26/1990	Harrison HS

*bold denotes players that signed

SPRING TRAINING



HOUSTON ASTROS SPRING TRAINING

OSCEOLA COUNTY STADIUM

631 Heritage Park Way
Kissimmee, FL 34744

Telephone (area code 321):

Main	697-3200
Major Leagues	697-3150
Minor Leagues	697-3100
Press Box	697-3180
Media Relations Fax	697-3197
Baseball Fax	697-3199
Ticket Information	697-3200
Tickets by Phone	(407) 839-3500

PLAYING FIELD DIMENSIONS

Foul Lines	330 feet
Power Alleys	390 feet
Center Field	410 feet
Outfield Walls	8 feet
Capacity	5,300

2009 REPORTING DATES

Major League

Pitchers & Catchers	Feb. 14
Position Players	Feb. 17
Full Squad Workout	Feb. 17

Minor League

Mini Camp Players and Staff	Feb. 27
Mini Camp First Workout	Feb. 28
Pitchers & Catchers	March 6
• First Workout	March 7
Position Players	March 10
Full Squad Workout	March 11

Extended Spring Training

Report	April 8
Full Squad Workout	April 9



The 2009 season marks the Astros 25th Spring Training at Osceola County Stadium. After 21 spring camps in Astrotown at Cocoa, Fla., the Astros decided to try something new in 1985. They cleared ground near U.S. 192 and started from scratch, building the state-of-the-art Osceola County Stadium complex in Kissimmee, Fla.

When it opened, the complex was hailed as the best of its kind in Florida, and its unique "cloverleaf" design has served as a blueprint for many teams as they built new spring facilities — Kansas City, Cincinnati, and Minnesota. The stadium and complex has been more than the Astros Spring Training home for the past 24 seasons. It has played host to many local civic events. The playing field at Osceola County Stadium was also recognized by *Sports Turf Magazine* and the Beam Clay Company as its Baseball Field of the Year for 1990-91.

The Astros opened Osceola County Stadium on March 3, 1985, when a then-record crowd of 6,742 saw Houston defeat the New York Yankees 9-6. In 2003, the stadium opened its doors once again against the Yankees, but with a whole new look. It underwent an \$18.4-million renovation, featuring a new facade, new seating, expanded clubhouses and training facilities, a picnic area and a re-designed press box and concession areas. A recent lease agreement will keep the Astros in the upgraded Kissimmee facility through 2016. The team is currently riding on the sixth-longest tenure in the Majors at a Florida spring home.

Beginning in 2009, the complex will serve as the home venue of the newly-affiliated Gulf Coast League Astros.

Houston first conducted Spring Training in Apache Junction, Ariz., in 1962 and 1963 before moving to Cocoa in 1964.

- Four executive suites
- Picnic area along the first base side
- Party deck to accommodate private functions for up to 80 guests
- Autograph Alley
- Playground for children
- Two multi-purpose meeting rooms

ASTROS SPRING TRAINING STAFF DIRECTORY

STADIUM OPERATIONS

Sports Facility Manager	Pete Rodriguez
Facility Supervisor	Jeff Kuenzli
Administrative Secretary	Kathy Rogacki
Facility Coordinator, Maintenance	Frank Smith
Senior Maintenance Worker	Jaemie Morgan
Maintenance	Bruce Stanford
Custodial Engineer	Tracy Neal
Ticket Manager	Joanne Coons
Security	Ray Halpin

GROUNDS CREW

Facility Coordinator, Groundskeeper	Rick Raasch
Senior Groundskeeper	Luis Aviles
Senior Groundskeeper	Pedro Pagan
Senior Groundskeeper	Hiram Rodriguez
Groundskeeper	Luis Angomas
Groundskeeper	Eric Perez-Ferrer
Groundskeeper	Tomas Lebron
Groundskeeper	Ivan Padilla
Groundskeeper	Jacob Gearhart

SPRING TRAINING

ATTN: SPRING TRAINING YEAR-BY-YEAR

RECORD	YEAR	RECORD	YEAR	RECORD	YEAR	RECORD	YEAR
17-10-2	1988	9-8-1	1988	14-10	1974	16-11-1	1973
14-15	1987	13-15	1987	14-15	1975	16-11-1	1972
17-10-2	1986	17-15-1	1986	7-8	1976	16-11-1	1971
15-13-3	1985	10-22	1985	12-12	1977	14-14	1970
19-9-1	2001	7-7	1990	11-10	1978	14-14	1969
16-12-1	2003	17-10	1991	12-12	1979	15-14	1968
14-14-1	2004	14-17	1992	8-11	1980	13-14	1967
14-14-1	2005	14-12-2	1993	10-13	1981	14-13	1966
10-21	2006	13-18-1	1994	7-14	1982	16-12	1965
18-11-1	2007	23-14-5	1995	3-16	1983	14-13	1964
17-17-1	2008	10-17	1996	17-11	1984	10-9	1963
		16-13-1	1997	14-17	1985	11-14	1962

ATTENDANCE AT DECEMBER COUNTY STADIUM

YEAR	RECORD	ATTENDANCE	YEAR	RECORD	ATTENDANCE	YEAR	RECORD	ATTENDANCE
1985	6-9	50,877	1997	8-5-1	45,596	1985	6-9	50,877
1986	5-10	50,758	1998	7-5-1	38,340	1986	5-10	50,758
1987	9-6	44,566	1999	4-9	46,007	1987	9-6	44,566
1988	11-5	64,412	2000	9-5	46,034	1988	11-5	64,412
1989	8-7	66,227	2001	4-7-2	34,992	1989	8-7	66,227
1990	5-1	18,913	2002	8-4	46,941	1990	5-1	18,913
1991	8-6	66,811	2003	7-5-1	53,851	1991	8-6	66,811
1992	6-7	48,006	2004	8-4	60,807	1992	6-7	48,006
1993	8-5	57,400	2005	6-7	58,581	1993	8-5	57,400
1994	5-9-1	59,237	2006	6-9	52,134	1994	5-9-1	59,237
1995	10-6-1	23,971	2007	7-7	67,027	1995	10-6-1	23,971
1996	4-1,368	3,449	2008	7-8	50,207	1996	4-1,368	3,449
TOTALS	168-152-8	1,239,987	TOTALS	168-152-8	1,239,987			

* Reflects games in 1995 played by both minor league (9-2-1 record, 12,142 attendance) and Major League (1-4 record, 11,829 attendance) players.

ASTROS 2008 SPRING TRAINING RESULTS

DATE	OPP	SITE	RESULT	HOU POR	OPP POR	SAVE	ATT.	HOME
2/28	at Cleveland	White Haven	L 2-2	Parsons (0-1)	Baker (1-0)	none	3,460	
2/29	at Cleveland	White Haven	W 3-2	Parsons (1-0)	Baker (1-0)	none	3,460	
3/1	at Washington	Verde	W 4-3	Moehler (1-0)	Cardero (0-1)	none	4,061	
3/2	at Washington	Verde	W 5-5	Moehler (1-0)	Cardero (0-1)	none	4,061	
3/3	at Washington	Verde	W 3-1	Moehler (1-0)	Cardero (0-1)	none	4,061	
3/4	at Washington	Verde	W 5-5	Moehler (1-0)	Cardero (0-1)	none	4,061	
3/5	at Washington	Verde	W 5-5	Moehler (1-0)	Cardero (0-1)	none	4,061	
3/6	at Washington	Verde	W 5-5	Moehler (1-0)	Cardero (0-1)	none	4,061	
3/7	at Washington	Verde	W 5-5	Moehler (1-0)	Cardero (0-1)	none	4,061	
3/8	at Washington	Verde	W 5-5	Moehler (1-0)	Cardero (0-1)	none	4,061	
3/9	at Washington	Verde	W 5-5	Moehler (1-0)	Cardero (0-1)	none	4,061	
3/10	at Washington	Verde	W 5-5	Moehler (1-0)	Cardero (0-1)	none	4,061	
3/11	at Washington	Verde	W 5-5	Moehler (1-0)	Cardero (0-1)	none	4,061	
3/12	at Washington	Verde	W 5-5	Moehler (1-0)	Cardero (0-1)	none	4,061	
3/13	at Washington	Verde	W 5-5	Moehler (1-0)	Cardero (0-1)	none	4,061	
3/14	at Washington	Verde	W 5-5	Moehler (1-0)	Cardero (0-1)	none	4,061	
3/15	at Washington	Verde	W 5-5	Moehler (1-0)	Cardero (0-1)	none	4,061	
3/16	at Washington	Verde	W 5-5	Moehler (1-0)	Cardero (0-1)	none	4,061	
3/17	at Washington	Verde	W 5-5	Moehler (1-0)	Cardero (0-1)	none	4,061	
3/18	at Washington	Verde	W 5-5	Moehler (1-0)	Cardero (0-1)	none	4,061	
3/19	at Washington	Verde	W 5-5	Moehler (1-0)	Cardero (0-1)	none	4,061	
3/20	at Washington	Verde	W 5-5	Moehler (1-0)	Cardero (0-1)	none	4,061	
3/21	at Washington	Verde	W 5-5	Moehler (1-0)	Cardero (0-1)	none	4,061	
3/22	at Washington	Verde	W 5-5	Moehler (1-0)	Cardero (0-1)	none	4,061	
3/23	at Washington	Verde	W 5-5	Moehler (1-0)	Cardero (0-1)	none	4,061	
3/24	at Washington	Verde	W 5-5	Moehler (1-0)	Cardero (0-1)	none	4,061	
3/25	at Washington	Verde	W 5-5	Moehler (1-0)	Cardero (0-1)	none	4,061	
3/26	at Washington	Verde	W 5-5	Moehler (1-0)	Cardero (0-1)	none	4,061	
3/27	at Washington	Verde	W 5-5	Moehler (1-0)	Cardero (0-1)	none	4,061	
3/28	at Washington	Verde	W 5-5	Moehler (1-0)	Cardero (0-1)	none	4,061	
3/29	at Washington	Verde	W 5-5	Moehler (1-0)	Cardero (0-1)	none	4,061	
3/30	at Washington	Verde	W 5-5	Moehler (1-0)	Cardero (0-1)	none	4,061	
3/31	at Washington	Verde	W 5-5	Moehler (1-0)	Cardero (0-1)	none	4,061	
4/1	at Washington	Verde	W 5-5	Moehler (1-0)	Cardero (0-1)	none	4,061	
4/2	at Washington	Verde	W 5-5	Moehler (1-0)	Cardero (0-1)	none	4,061	
4/3	at Washington	Verde	W 5-5	Moehler (1-0)	Cardero (0-1)	none	4,061	
4/4	at Washington	Verde	W 5-5	Moehler (1-0)	Cardero (0-1)	none	4,061	
4/5	at Washington	Verde	W 5-5	Moehler (1-0)	Cardero (0-1)	none	4,061	
4/6	at Washington	Verde	W 5-5	Moehler (1-0)	Cardero (0-1)	none	4,061	
4/7	at Washington	Verde	W 5-5	Moehler (1-0)	Cardero (0-1)	none	4,061	
4/8	at Washington	Verde	W 5-5	Moehler (1-0)	Cardero (0-1)	none	4,061	
4/9	at Washington	Verde	W 5-5	Moehler (1-0)	Cardero (0-1)	none	4,061	
4/10	at Washington	Verde	W 5-5	Moehler (1-0)	Cardero (0-1)	none	4,061	
4/11	at Washington	Verde	W 5-5	Moehler (1-0)	Cardero (0-1)	none	4,061	
4/12	at Washington	Verde	W 5-5	Moehler (1-0)	Cardero (0-1)	none	4,061	
4/13	at Washington	Verde	W 5-5	Moehler (1-0)	Cardero (0-1)	none	4,061	
4/14	at Washington	Verde	W 5-5	Moehler (1-0)	Cardero (0-1)	none	4,061	
4/15	at Washington	Verde	W 5-5	Moehler (1-0)	Cardero (0-1)	none	4,061	
4/16	at Washington	Verde	W 5-5	Moehler (1-0)	Cardero (0-1)	none	4,061	
4/17	at Washington	Verde	W 5-5	Moehler (1-0)	Cardero (0-1)	none	4,061	
4/18	at Washington	Verde	W 5-5	Moehler (1-0)	Cardero (0-1)	none	4,061	
4/19	at Washington	Verde	W 5-5	Moehler (1-0)	Cardero (0-1)	none	4,061	
4/20	at Washington	Verde	W 5-5	Moehler (1-0)	Cardero (0-1)	none	4,061	
4/21	at Washington	Verde	W 5-5	Moehler (1-0)	Cardero (0-1)	none	4,061	
4/22	at Washington	Verde	W 5-5	Moehler (1-0)	Cardero (0-1)	none	4,061	
4/23	at Washington	Verde	W 5-5	Moehler (1-0)	Cardero (0-1)	none	4,061	
4/24	at Washington	Verde	W 5-5	Moehler (1-0)	Cardero (0-1)	none	4,061	
4/25	at Washington	Verde	W 5-5	Moehler (1-0)	Cardero (0-1)	none	4,061	
4/26	at Washington	Verde	W 5-5	Moehler (1-0)	Cardero (0-1)	none	4,061	
4/27	at Washington	Verde	W 5-5	Moehler (1-0)	Cardero (0-1)	none	4,061	
4/28	at Washington	Verde	W 5-5	Moehler (1-0)	Cardero (0-1)	none	4,061	
4/29	at Washington	Verde	W 5-5	Moehler (1-0)	Cardero (0-1)	none	4,061	
4/30	at Washington	Verde	W 5-5	Moehler (1-0)	Cardero (0-1)	none	4,061	
4/31	at Washington	Verde	W 5-5	Moehler (1-0)	Cardero (0-1)	none	4,061	
5/1	at Washington	Verde	W 5-5	Moehler (1-0)	Cardero (0-1)	none	4,061	
5/2	at Washington	Verde	W 5-5	Moehler (1-0)	Cardero (0-1)	none	4,061	
5/3	at Washington	Verde	W 5-5	Moehler (1-0)	Cardero (0-1)	none	4,061	
5/4	at Washington	Verde	W 5-5	Moehler (1-0)	Cardero (0-1)	none	4,061	
5/5	at Washington	Verde	W 5-5	Moehler (1-0)	Cardero (0-1)	none	4,061	
5/6	at Washington	Verde	W 5-5	Moehler (1-0)	Cardero (0-1)	none	4,061	
5/7	at Washington	Verde	W 5-5	Moehler (1-0)	Cardero (0-1)	none	4,061	
5/8	at Washington	Verde	W 5-5	Moehler (1-0)	Cardero (0-1)	none	4,061	
5/9	at Washington	Verde	W 5-5	Moehler (1-0)	Cardero (0-1)	none	4,061	
5/10	at Washington	Verde	W 5-5	Moehler (1-0)	Cardero (0-1)	none	4,061	
5/11	at Washington	Verde	W 5-5	Moehler (1-0)	Cardero (0-1)	none	4,061	
5/12	at Washington	Verde	W 5-5	Moehler (1-0)	Cardero (0-1)	none	4,061	
5/13	at Washington	Verde	W 5-5	Moehler (1-0)	Cardero (0-1)	none	4,061	
5/14	at Washington	Verde	W 5-5	Moehler (1-0)	Cardero (0-1)	none	4,061	
5/15	at Washington	Verde	W 5-5	Moehler (1-0)	Cardero (0-1)	none	4,061	
5/16	at Washington	Verde	W 5-5	Moehler (1-0)	Cardero (0-1)	none	4,061	
5/17	at Washington	Verde	W 5-5	Moehler (1-0)	Cardero (0-1)	none	4,061	
5/18	at Washington	Verde	W 5-5	Moehler (1-0)	Cardero (0-1)	none	4,061	
5/19	at Washington	Verde	W 5-5	Moehler (1-0)	Cardero (0-1)	none	4,061	
5/20	at Washington	Verde	W 5-5	Moehler (1-0)	Cardero (0-1)	none	4,061	
5/21	at Washington	Verde	W 5-5	Moehler (1-0)	Cardero (0-1)	none	4,061	
5/22	at Washington	Verde	W 5-5	Moehler (1-0)	Cardero (0-1)	none	4,061	
5/23	at Washington	Verde	W 5-5	Moehler (1-0)	Cardero (0-1)	none	4,061	
5/24	at Washington	Verde	W 5-5	Moehler (1-0)	Cardero (0-1)	none	4,061	
5/25	at Washington	Verde	W 5-5	Moehler (1-0)	Cardero (0-1)	none	4,061	
5/26	at Washington	Verde	W 5-5	Moehler (1-0)	Cardero (0-1)	none	4,061	
5/27	at Washington	Verde	W 5-5	Moehler (1-0)	Cardero (0-1)	none	4,061	
5/28	at Washington	Verde	W 5-5	Moehler (1-0)	Cardero (0-1)	none	4,061	
5/29	at Washington	Verde	W 5-5	Moehler (1-0)	Cardero (0-1)	none	4,061	
5/30	at Washington	Verde	W 5-5	Moehler (1-0)	Cardero (0-1)	none	4,061	
5/31	at Washington	Verde	W 5-5	Moehler (1-0)	Cardero (0-1)	none	4,061	
6/1	at Washington	Verde	W 5-5	Moehler (1-0)	Cardero (0-1)	none	4,061	
6/2	at Washington	Verde	W 5-5	Moehler (1-0)	Cardero (0-1)	none	4,061	
6/3	at Washington	Verde	W 5-5	Moehler (1-0)	Cardero (0-1)	none	4,061	
6/4	at Washington	Verde	W 5-5	Moehler (1-0)	Cardero (0-1)	none	4,061	
6/5	at Washington	Verde	W 5-5	Moehler (1-0)	Cardero (0-1)	none	4,061	
6/6	at Washington	Verde	W 5-5	Moehler (1-0)	Cardero (0-1)	none	4,061	
6/7	at Washington	Verde	W 5-5	Moehler (1-0)	Cardero (0-1)	none	4,061	
6/8	at Washington	Verde	W 5-5	Moehler (1-0				

SPRING TRAINING

FINAL 2009 ASTROS SPRING TRAINING STATISTICS

BATTER	AVG	G	AB	R	H	TB	2B	3B	HR	RBI	SH	SF	HP	BB	IBB	SO	SB	CS	DP	E	SLG	OBP
Abercrombie	.208	27	48	9	10	12	2	0	0	5	1	0	0	5	0	10	9	3	0	1	.250	283
Ash	.200	2	5	1	1	0	0	0	0	2	0	0	0	0	0	0	0	0	0	1	.200	200
Ausmus	.306	15	36	4	11	13	2	0	0	3	0	0	0	2	0	7	0	0	1	.361	342	
Berkman	.296	19	54	12	16	34	4	1	4	9	0	1	0	11	0	13	1	0	1	.630	409	
Blum	.235	20	51	7	12	20	5	0	1	9	0	0	1	3	0	6	0	0	1	.392	291	
Bourn	.220	27	82	13	18	26	2	0	2	4	2	0	0	10	0	22	0	2	0	.17	304	
Castro	.200	8	5	1	1	2	1	0	0	0	0	0	0	2	0	2	0	0	0	.400	429	
Cosby	.000	2	0	0	0	0	0	0	0	0	0	0	0	0	0	0	0	0	0	.000	000	
Cruz	.364	28	66	14	24	44	11	0	3	20	0	1	0	10	0	15	1	0	1	.667	442	
Diaz	.242	14	33	6	8	18	4	0	2	5	0	0	0	3	0	12	1	0	1	.545	306	
Erstad	.345	22	55	10	19	31	7	1	1	4	0	0	0	3	0	8	2	0	3	.564	379	
Fernando	.333	2	3	1	1	1	0	0	0	2	0	0	0	1	0	0	0	0	0	.333	333	
Garcia	.000	1	0	0	0	0	0	0	0	0	0	0	0	0	0	0	0	0	0	.000	000	
Gorneault	.440	18	25	9	11	16	2	0	1	5	0	0	0	2	0	6	1	1	0	.640	481	
House	.176	11	17	3	3	7	1	0	1	4	0	0	1	3	0	3	0	0	0	.412	333	
Jorg	---	2	0	0	0	0	0	0	0	0	0	0	0	1	0	0	0	0	0	---	1000	
C Johnson	.667	2	3	1	2	3	1	0	0	2	0	0	0	0	0	0	0	0	0	1.000	667	
J. Johnson	.711	11	9	1	1	1	0	0	0	1	0	0	0	2	0	4	0	0	1	.711	273	
Klassen	.100	5	10	1	1	1	0	0	0	0	0	0	0	1	0	0	0	0	1	.100	182	
Lee	.275	19	51	7	14	26	3	0	3	12	0	2	0	6	0	4	0	0	1	.510	339	
Loretta	.246	20	61	7	15	21	1	1	1	11	0	0	2	5	0	7	1	0	3	.344	324	
Manzella	.316	11	19	0	6	8	0	1	0	1	0	0	0	0	0	4	0	0	2	.421	316	
Matsui	.333	6	18	6	6	8	2	0	0	4	0	1	0	1	0	3	2	0	0	.444	350	
Maysonet	.417	8	12	4	5	9	4	0	0	4	0	0	0	1	0	0	0	0	1	.750	462	
Newton	.228	27	57	7	3	20	0	2	1	8	0	1	0	2	0	8	5	1	2	.351	250	
Niekro	.095	9	21	2	2	3	1	0	0	3	0	1	0	2	0	3	1	0	0	.143	167	
Parraz	---	1	0	0	0	0	0	0	0	0	0	0	0	0	0	0	0	0	0	---	---	
Pence	.376	26	85	17	32	59	8	2	5	16	0	1	0	5	0	8	4	1	0	.694	407	
Perez	.321	29	53	8	12	26	6	0	1	5	2	0	1	3	0	4	0	0	3	.491	368	
Quintero	.341	22	41	7	14	19	2	0	1	11	0	0	1	3	0	3	0	0	2	.463	400	
Ramirez	.067	11	15	2	1	2	1	0	0	1	0	0	0	0	0	3	0	0	1	.133	067	
Saccomanno	.333	2	3	1	1	1	0	0	0	0	0	0	0	0	0	1	0	0	0	.333	333	
Sadler	.500	1	2	1	1	1	0	0	0	0	0	0	0	0	0	0	0	0	0	.500	500	
Seif	.000	1	1	0	0	0	0	0	0	0	0	0	0	0	0	0	0	0	1	.000	000	
Sutil	---	1	0	0	0	0	0	0	0	0	0	0	0	0	0	0	0	0	0	---	---	
Sutton	.400	4	5	0	2	2	0	0	0	2	0	0	0	2	0	1	0	0	0	.400	571	
Tejada	.375	22	64	10	24	40	10	0	2	10	0	0	0	5	0	9	1	0	1	.625	420	
Torres	.000	1	1	0	0	0	0	0	0	0	0	0	0	0	0	0	0	0	0	.000	000	
Towles	.323	15	31	8	0	7	4	0	1	5	0	0	0	2	0	7	1	0	0	.548	382	
Waggoner	.197	23	71	10	14	27	7	0	0	2	12	0	0	2	0	10	0	1	0	.380	230	
TEAM	.281	32	1128	190	317	520	91	8	32	180	6	8	8	98	0	191	40	9	25	39	.461	341
OPPONENTS	.313	32	1174	229	368	607	88	17	39	220	5	12	13	114	0	177	22	12	18	32	.517	377

PITCHER	W	L	ERA	G	GS	CG	GF	SHO	SV	IP	H	R	ER	HR	HB	BB-I	SO	WP	BK	AVG
Baek	0	1	5.59	5	4	0	0	0	0	19.1	25	14	12	3	0	5-0	9	0	0	.305
Borkowski	0	1	3.46	9	0	0	0	0	0	13.0	4	5	5	1	0	2-0	9	0	0	.280
Broca	0	1	11.70	10	0	0	0	0	1	10.0	21	13	13	2	0	1-0	6	1	0	.412
Cassee	1	2	4.85	5	2	0	0	0	0	13.0	16	10	7	2	0	2-0	10	0	0	.286
Chacon	2	1	6.65	6	6	0	0	0	0	23.0	26	19	17	3	3	7-0	10	0	0	.271
DeLeon	0	1	13.50	5	0	0	4	0	0	4.0	6	6	6	0	0	3-0	3	0	0	.333
Geary	1	0	4.05	10	0	0	6	0	2	13.1	18	6	6	2	0	2-0	10	1	0	.321
Gervacio	0	0	0.00	4	0	0	0	0	0	3.1	3	0	0	0	0	2-0	4	0	0	.250
Gothreaux	0	0	0.00	1	0	0	0	0	0	1.0	0	0	0	0	0	2-0	0	0	0	.000
Hernandez	0	0	8.31	6	1	0	0	0	0	13.0	17	12	12	4	0	8-0	5	0	0	.321
Hines	1	0	0.00	6	0	0	5	0	2	6.1	4	1	0	0	1	3-0	2	0	0	.182
Houston	0	0	5.40	6	0	0	1	0	0	5.0	10	3	3	2	0	4-0	3	1	0	.435
James	0	0	0.00	2	0	0	0	0	0	2.0	0	0	0	0	0	4-0	2	0	0	.000
McCormore	0	1	12.9	5	0	0	0	0	0	7.2	14	11	11	1	0	13-0	1	0	0	.400
Moehler	1	0	4.11	9	0	0	2	0	1	15.1	15	7	7	1	2	0-0	13	0	0	.254
Muecke	0	0	15.43	2	0	0	0	0	0	2.1	7	4	4	1	1	3-0	1	0	0	.583
Oswalt	1	2	3.42	6	6	0	0	0	0	23.0	30	16	9	1	0	4-0	16	1	0	.300
Paronto	0	3	12.38	8	0	0	4	0	0	8.0	12	11	11	3	2	3-0	5	0	0	.353
Paulino	0	0	7.20	2	1	0	0	0	0	5.0	4	5	4	2	0	5-0	3	0	0	.222
Rakers	0	0	0.00	1	0	0	1	0	0	0.1	0	0	0	0	0	0-0	0	0	0	.000
Randolph	1	0	7.20	5	0	0	1	0	0	5.0	5	6	4	0	0	9-0	3	0	0	.278
Reineta	0	1	27.00	2	0	0	1	0	0	1.0	1	3	3	0	0	2-0	1	1	0	.250
Rodriguez	1	1	7.30	4	0	0	0	0	0	12.1	17	10	10	2	0	6-0	11	0	0	.315
Sampson	1	1	9.17	5	3	0	0	0	0	17.2	25	18	18	4	1	1-0	12	0	0	.316
Vaiverde	2	0	4.15	0	0	0	0	0	0	13.0	12	6	6	0	0	8-0	14	0	0	.245
Villareal	0	0	8.44	9	0	0	3	0	1	10.2	22	2	10	0	2	1-0	8	1	0	.423
Williams	0	3	11.32	6	5	0	0	0	0	20.2	37	27	26	5	0	6-0	7	0	0	.389
Wright	1	0	2.38	1	0	0	0	0	0	11.1	7	4	3	0	1	8-0	9	0	0	.184
TEAM	13	18	6.65	32	32	0	32	0	7	280.1	368	229	207	39	13	114-0	177	7	0	.313
OPPONENTS	18	13	5.53	32	32	0	32	2	7	281.1	317	190	173	32	8	98-0	191	11	3	.281

SPRING TRAINING



2008 ASTROS SPRING TRAINING SCHEDULE

FEBRUARY/MARCH/APRIL

SUN MON TUES WED THUR FRI SAT

HOME AWAY HOUSTON

All times shown are local. Schedule as of 1/17/08 and subject to change. Please check times on game days. Visit astros.com for schedule updates and Astros Spring Training Information.

SUN	MON	TUES	WED	THUR	FRI	SAT
			25	26 1:05 ATLANTA (Disney)	27 1:05 WASHINGTON (Viera)	28
MARCH						
1 1:10 NY METS (Port St. Lucie)	2	3 1:05 TAMPA BAY (Port Charlotte)	4	5	6 7:05 ATLANTA (Disney)	7 1:05 ST LOUIS (Kissimmee)
8 1:05 PITTSBURGH (Bradenton)	9	10	11 1:05 CINCINNATI (Sarasota)	12 OFF DAY	13	14 ST LOUIS (Kissimmee)
15 1:05 ATLANTA (Disney)	16 OFF DAY	17 1:05 DETROIT (Lakeand)	18	19 1:10 NY METS (Port St. Lucie)	20	21 1:05 TORONTO (Dunedin)
22	23	24	25 1:05 ST. LOUIS (Lupiter)	26 OFF DAY	27	28 1:05 WASHINGTON (Viera)
29	30 1:05 PHILADELPHIA (Clearwater)	31	1 APRIL	2 APRIL 6:05 CC HOOKS (Corpus Christi)	3 7:05 CLEVELAND (Minute Maid Park)	4 1:05 CLEVELAND (Minute Maid Park)

ASTROS SPRING TRAINING PRE-GAME TIMING

FOR 1:05 P.M. ET STARTS

11:15 a.m.	Astros BP ends
11:15 a.m. - 12:15 p.m.	Visiting BP
12:20-12:30 p.m.	Astros infield
12:30-12:40 p.m.	Visiting infield



LONGEST-RUNNING SPRING TRAINING SITES IN FLORIDA

TEAM	SITE	FIRST YEAR	YEARS
Detroit	Lakeland	1946	.63
Philadelphia	Clearwater	1947	.62
Pittsburgh	Bradenton	1969	.40
Toronto	Dunedin	1976	.33
Houston	Kissimmee	1985	.24

PRESERVING HISTORY



HONORING EXCELLENCE



CONNECTING GENERATIONS

**HISTORY HAPPENS EVERY DAY IN BASEBALL, AND THE
GAME'S MEMORIES ARE PRESERVED ONLY IN
COOPERSTOWN AT THE HALL OF FAME**



baseballhall.org

MEDIA INFORMATION



MEDIA INFORMATION

MEDIA RELATIONS

Mailing Address: PO Box 288 • Houston, TX 77001-0288
Physical Address: 501 Crawford St., Suite 400 • Houston, TX 77002

Astros Main: (713) 259 8000
Media Relations: (713) 259 8900
Media Relations Fax: (713) 259 8981
Press Box Fax: (713) 259 8032

Jay Lucas Senior Vice President, Communications
Gene Dias Director of Media Relations
Sally Gunter Assistant Director of Media Relations
Stephen Grande Media Relations Coordinator
MJ Trahan Media Relations Intern

LOCAL SERVICES

AIRLINES:

America West (800) 235 9292
American (800) 433-7300
Continental (800) 523-3273
Delta (800) 221-1212
Southwest (281) 922-1221
U.S. Air (800) 428-4322
United (800) 241-6522

AUTOMOBILE RENTALS:

Alamo (800) 327 9633
Avis (281) 443 5800
Budget (713) 988 7300
Dollar (713) 641 2806
Hertz (713) 941 6821
National (281) 337-5074

TAXI COMPANIES:

Liberty (713) 695-6700
United (713) 699-0000
Yellow (713) 236-1111

TELEPHONE COMPANY:

Southwestern Bell (800) 499-7928

MISCELLANEOUS:

George Bush Intercontinental Airport (713) 230-3000
Hobby Airport (713) 643-4597
Weather (713) 529-4444
National Weather Service (281) 337-5074
Museum of Fine Arts (713) 639 7300
NASA Space Center (281) 244-2100

DOWNTOWN HOTELS:

Allen Park Inn (800) 231 6310
Courtyard Marriott (832) 366 1600
Doubletree Allen Ctr. (713) 759-0202
Four Seasons Hotel (713) 650 1300
Hilton Americas (713) 739-8000
Hilton Houston Plaza (713) 313-4658
Holiday Inn Express (713) 652-9400
Hyatt Regency (713) 654-1234
Inn at the Ballpark (713) 228-1520
Lancaster Hotel (713) 228 9500
Magnolia Hotel (281) 657-2667
Sam Houston Hotel (832) 200-8800

MEDIA INFORMATION

CREDENTIALS

To comply with security measures implemented by Major League Baseball and the Houston Astros, all media will be required to follow the following procedures upon entering Minute Maid Park and while covering the game.

When entering Minute Maid Park, please be prepared to:

- enter the ballpark through the South Home Plate media entrance, located on the Texas Ave. side of the ballpark adjacent to the Media Will Call Window 28.
- provide photo identification and sign in at the media entrance.
- allow bags to be searched upon entering the ballpark.

While covering the game, please be prepared to:

- clearly display working credentials at all times.
- allow bags and equipment cases to be randomly searched if requested by ballpark security officials.
- observe credential regulations as set forth by Major League Baseball and the Houston Astros. Only those individuals with the proper credentials will be admitted in the clubhouses, on the field and in the press box.

All 2009 season credentials – whether issued by Major League Baseball, the BBWAA, or by the Astros – will bear photographs. Scout identification cards will also require photos.

- Houston Astros season credentials will be issued only to those legitimate news-gathering agencies that cover the Astros on a daily basis...daily passes will be issued to approved media members who do not qualify for season credentials and who meet Major League Baseball's policies for media access. Requests for daily credentials must come directly from the affiliation editor, producer or director, via the online credential system at least 48 hours in advance of the game being requested. CREDENTIALS MUST BE DISPLAYED IN A VISIBLE MANNER AT ALL TIMES.

- ALL credential requests, whether season or daily, must be applied for via the online credential system. This will be the process for Astros regular season, Spring Training and National League Division Series credential applications.
- daily credentials will be available at the Minute Maid Park Media Will Call located at Window 28 on Texas Avenue, four hours prior to first pitch.
- no spouses, guests or children of media members will be issued passes and credentials are not transferable.
- credential media are also prohibited from requesting autographs...any violations will result in the immediate revocation of the credential.

MEDIA SERVICES

PARKING: Working media may park in the B and C lots at Minute Maid Park with their photo season credential or BBWAA credential. Contact the Astros media relations department at (713) 259-8900.

MAIN PRESS BOX: The press box is located on the Main Concourse on the street level...all broadcast positions are located on the Club Level, and are accessible from the press box elevator or the press box stairs.

MEDIA DINING ROOM: Located on the Club Level, just behind the broadcast booths. There is a \$10 charge per meal. Media dining is open for service two-and-a-half hours prior to first pitch to accredited members of the media.

CLUBBOUSES: Both clubhouses are located on the Service Level and are accessible by the press box elevator or stairs...the Astros clubhouse is located on the first base side of the ballpark, while the visiting teams and umpires are on the third base side...pre- and post-game access rules are those issued by Major League Baseball...clubhouses are open three-and-one-half hours before game time and close one hour before first pitch, with the exception of batting practice, when clubhouses will be closed.

FIELD: All media must leave the field 45 minutes prior to the first pitch...no person will be allowed on the field unless that individual has credentials expressly for field privileges (i.e., club pass, photo pass).

MEDIA INFORMATION



PHOTOGRAPHERS/PHOTO WELLS: In-game access is limited to still photographers and rightsholders broadcasting the game. There are four photo wells, located on either side of both the home and visiting dugouts. All photographers must remain in the photo wells while the game is in progress. Photographers are only permitted to change location between innings. No ball - in play or dead - should be handled by anyone other than a ballboy.

PHOTO ROOMS: Photo rooms are located on the Service Level behind home plate.

PRESS CONFERENCE ROOM: Is located on the Service Level across from the home clubhouse down the first-base side.

NOTES: Game notes, updated Major League statistics, lineup sheets and other pertinent media information will be available near the media entrance of the press box on the Main Concourse two hours prior to first pitch. Box scores, play-by-play sheets and post-game notes will be available in the same area after each game.

MEDIA GUIDES: Media guides are available upon request in the press box from club media relations representatives.

TELEPHONES: An ample supply of credit card-only phones are available for media use in the main press areas.

WI-FI: Wireless internet access is available in Minute Maid Park. Contact the media relations department for details.

ASTROS ON THE WEB: The official website of the Houston Astros is www.astros.com. The site is updated daily with news, statistics, game notes, feature stories and major league information. The Major League Baseball website, www.mlb.com, can also be accessed via www.astros.com. The Astros also offer a Spanish website, www.astros-enespanol.com. The site features daily news coverage of the team as well as feature stories from international sports writers.

MLB PRESSBOX: With approved registration, media members gain electronic access to numerous Major League Baseball resources by logging onto www.mlbpressbox.com (on the official MLB web site). Some of the information on this site includes public relations contacts; daily statistical updates, daily game notes, current and archived press releases, press kits, credential language and media regulations, and historical information about MLB and its entities. In addition, this site provides media the opportunity to download hi-resolution logos for MLB, special events and the 30 clubs, as well as headshots of players, coaches, umpires and selected executives. All media covering the Astros register on the MLB Pressbox site, and all media credential requests for Astros games are now handled through MLB Press Box.

PREGAME SCHEDULE

- 1:20 before the first pitch Astros batting practice ends
- 1:20-0:35 Visiting team batting practice
- 0:35 All non-uniformed personnel must exit the field
- 0:35-0:15 Groundscrew prepares the field for play
- 0:05-0:00 Teams take the field/first pitch

*Beginning on September 1, Astros batting practice will end 1:30 before the first pitch due to the expansion of rosters. This schedule is subject to change.

ON THE AIR

The Astros blanket Texas and the Gulf Coast region at home or on the road on radio and television.

- 2009 marks the 11th year with KTRH, 740 AM in Houston, serving as flagship of the Astros 35-plus station English network. KBME-AM, 790 AM, will broadcast the majority of Spring Training games while KTRH will broadcast all regular season games.
- all Astros games are broadcast in Spanish on the Astros Spanish radio station, KLAT 1010 AM.
- cable outlet Fox Sports Houston and KTXH My20 provide television coverage of the Astros at home and on the road.

HOUSTON MEDIA WALL OF HONOR

On Aug. 13, 2008, former Astros radio broadcaster Gene Elston was chosen as the second inductee to the Houston Media Wall of Honor. The Wall of Honor, which is a display on the broadcast level of the Minute Maid Park press box, honors a current or former Houston media member who has made significant and lasting contributions to the landscape of Houston baseball through their work in journalism or broadcasting.

Elston broadcast Major League Baseball games in Houston for 25 years as the Voice of the Astros from 1962-1986. He was behind the microphone for the first game in franchise history on April 10, 1962, when the Colt .45s defeated the Chicago Cubs. Elston was the first play-by-play broadcaster for the Houston franchise, and a generation of baseball fans received their introductions to both the Astros and Major League Baseball by his broadcasts.

There will be an inductee to the Wall of Honor each season, nominated and selected by the Houston baseball media. In May of each year, a nominating committee will solicit nominations from all media members who receive season credentials from the Astros, and wish to submit a name for consideration. The nominating committee, consisting of selected members of the Houston area media

and Astros front office staff, will compile the nomination forms and create a final ballot of candidates for that year.

In June, the final ballot will be sent to Astros season-credentialed media, with the winner of the balloting (that year's inductee) announced in July.



HOUSTON WALL OF HONOR INDUCTEES:

- 2007 Anita Martini
- 2008 Gene Elston

MEDIA INFORMATION

RELACIONES DE MEDIO

Dirección de correspondencia: PO Box 288 - Houston, TX 77001-0288
Domicilio: 501 Crawford St., Suite 400 - Houston, TX 77002

Número Telefónico: (713) 259-8000
Relaciones de Medio: (713) 259-8900
Fax: (713) 259-8981

Jay LucasVicepresidente Mayor, Comunicaciones
Gene DiasDirector, Relaciones de Medio
Sally Gunter Subdirectora, Relaciones de Medio
Stephen Grande Coordinador, Relaciones de Medio
MJ Trahan Interna, Relaciones de Medio
Rosi HernandezVicepresidente Principal, Desarrollo de Mercadeo
Chris Hunsaker Coordinador, Desarrollo de Mercadeo

INFORMACIÓN DE MEDIOS

CREENCIALES

Para cumplir con medidas de seguridad implementadas por las Grandes Ligas y los Astros de Houston, usted estará obligado a seguir los siguientes procedimientos antes de entrar al Parque Minute Maid para su cobertura del juego.

Al entrar al Parque Minute Maid, favor de estar dispuesto a hacer lo siguiente:

- entrar al parque por la puerta "South Home Plate," localizada en la Avenida Texas junto a la ventanilla # 28 "Will Call"
- mostrar su identificación y firmar al ingresar por la entrada de prensa.
- permitir que sus bolsos sean registrados al entrar al parque.

Durante el juego, favor de estar preparado para:

- portar su credencial en todo momento.
- permitir que su equipo sea inspeccionado por seguridad.
- cumplir con los reglamentos instituidos por las Grandes Ligas y los Astros de Houston. Sólo aquellas personas con credenciales apropiadas serán admitidas al campo de juego y al palco de prensa.

Todas las credenciales para el año 2009, repartidos por las Grandes Ligas, la BBWAA o por los Astros, mostrarán su fotografía - Las identificaciones para los Scouts también requieren foto.

- Credenciales durante la temporada de los Astros de Houston serán distribuidas solamente a agencias de noticias con cobertura diaria de los Astros...credenciales para partidos selectos serán distribuidas a miembros de la prensa que no califican para obtener credenciales de temporada y que cumplen con los requisitos de las Grandes Ligas. Los pedidos para credenciales deben venir directamente de su editor/ productor, o director a través del sistema de credenciales en línea por lo menos 48 horas antes del partido deseado. SUS CREDENCIALES DEBEN ESTAR EXPUESTAS EN TODO MOMENTO.
- TODOS los pedidos para credenciales, para la temporada o para un día, deben hacerse por el sistema de credenciales en línea. Esto será el proceso para pedidos durante la temporada regular, los Entrenamientos Primaverales, y la Serie Divisional de la Liga Nacional.
- Solicite sus credenciales por escrito al Departamento de Relaciones de Medio de los Astros.
- Credenciales estarán disponibles bajo su nombre en la ventanilla # 28 "Will Call" en la Avenida Texas cuatro horas antes del primer lanzamiento. Obtenga sus credenciales antes del partido en el cuarto (4) piso de Union Station con un representante de relaciones de medio.
- Esposos/as, niños, o invitados de la prensa no podrán utilizar sus credenciales. Las credenciales no son transferibles.
- Está prohibido pedir autógrafos con su credencial...violaciones contra esta regla resultarán en la revocación de su credencial.

ESTACIONAMIENTO: El Departamento de Relaciones de Medio de los Astros tiene permisos para estacionamiento. Para más información, comuníquese con el personal de relaciones de medio al (713) 259-8900.

PALCO DE PRENSA: El palco de prensa está localizado en el nivel Principal (Main Concourse). ..todas las áreas de prensa están localizadas en el nivel Club y tienen acceso mediante ascensor y escaleras.

COMEDOR DE PRENSA: El comedor de prensa está localizado en el nivel Club detrás de la cabina de cronistas. Se cobra \$10 por comida
• El comedor se abre dos (2) horas antes del primer lanzamiento.

CLUBHOUSES: Ambos clubhouses están localizados en el nivel de Servicio y tienen acceso al palco de prensa, ascensor y escaleras. El clubhouse de los Astros está localizado al lado de la primera base del parque...El clubhouse de los visitantes y el clubhouse de los árbitros están localizados al lado de la tercera base...Las reglas para el acceso a los clubhouses antes y después del juego son instituidas por las Grandes Ligas...Los clubhouses están cerrados durante la práctica de bateo.

CAMPO DE JUEGO: La prensa debe salir del campo de juego 45 minutos antes del primer lanzamiento. No se permitirá el acceso a ninguna persona que no cuente con credenciales de privilegios expresos en el campo (incluyendo credenciales para fotógrafos y el clubhouse).



FOTÓGRAFOS. Acceso durante el juego está limitado a fotógrafos (no de video) y estaciones de televisión con derechos de transmisión. Se encuentran cuatro (4) cajas para fotógrafos, dos a cada lado de los dugouts. Los fotógrafos tendrán que permanecer en la caja durante todo el juego. Se permite cambiar de caja entre entradas solamente. Ninguna pelota considerada viva o muerta puede ser manejada por el personal de la prensa, sólo por el recoge-pelotas.

SALONES DE REVELADO. Salones de revelado están localizados en el nivel de Servicio, opuesto al salón del palco de conferencias

NOTAS. Notas del juego, estadísticas, alineaciones o cualquier otro tipo de información para la prensa está disponible en el palco de prensa dos horas antes del primer lanzamiento... Los resultados y las notas post-juego estarán disponibles en el mismo lugar después de cada encuentro.

GUIAS PARA LA PRENSA. Las guías de los equipos están disponibles en el palco de prensa. Solicite su guía con un representante de relaciones de medios.

TELÉFONOS. Teléfonos que requieren una tarjeta de crédito están localizados en todas las áreas principales de prensa

INTERNET INALÁMBRICO. Acceso inalámbrico a Internet está disponible en el Parque Minute Maid. Para más información sobre el acceso a Internet, comuníquese con un representante del Departamento de Relaciones de Medio.

ASTROS EN LA RED. La página oficial en español de los Astros de Houston, astrosdehouston.com, ofrece cobertura del equipo, información sobre el parque, artículos originales y mucho más. La página en inglés de los Astros es www.astros.com, y contiene noticias, estadísticas, artículos e información sobre las Grandes Ligas. La página de las Grandes Ligas es www.mlb.com. También se puede llegar al sitio web de las Grandes Ligas a través de la página de los Astros de Houston.

MLB PRESS BOX. Al registrarse en www.mlbpressbox.com, los miembros de la prensa tendrán acceso a numerosos recursos de las Grandes Ligas. El tipo de información en esta página incluye: los contactos de Departamento de Relaciones Públicas para todos los equipos, estadísticas, datos sobre juegos, archivos de las notas de prensa, suministros de medios, reglas de credenciales, e información sobre las Grandes Ligas y sus entidades. Además, la página ofrece la oportunidad de copiar logotipos de alta resolución de las Grandes Ligas y sus eventos especiales, y de los 30 equipos, al igual que fotos de los jugadores, entrenadores, árbitros y algunos ejecutivos.

HORARIO

- 1:20 antes del primer lanzamiento La conclusión de la práctica de bateo
 - 1:20-0:35 Práctica de bateo para el equipo visitante
 - 0:35 Salida del terreno de personal sin uniforme
 - 0:35-0:15 Personal de mantenimiento de campo
 - 0:05-0:00 Encuentro arbitral, salida del equipo al campo y primer lanzamiento
- *Comenzando el 1 de septiembre, la práctica de bateo de los Astros acabará 1:30 antes del primer lanzamiento por la expansión del roster. El itinerario está sujeto a cambio.

MLB GUIDELINES FOR THE MOVEMENT OF RETRACTABLE ROOFS

- * The decision as to whether a game begins with the roof open or closed rests solely with the home club.
- * If the game begins with the roof open, it shall be closed only in the event of impending rain or other adverse weather conditions. The decision to close the roof shall be made by the home club, after consultation with the Umpire Crew Chief.
- * The Umpire Crew Chief shall notify the visiting club, which may challenge the opening of the roof if it feels that a competitive imbalance will arise. In such an event, the Umpire Crew Chief shall make a final decision based on the merits of the challenge.
- * Houston, Arizona: Once the roof is closed during a game, it shall not be re-opened.
- * If the game begins with the roof closed: (Houston, Arizona, Milwaukee) it may be opened when, in the opinion of the home club, the climatic environment has reached a level where fan comfort and enjoyment will be best served by opening the roof to the natural atmospheric conditions. Notwithstanding the foregoing, the following guidelines should be applied to opening the roof during a game.
 - > The roof may only open once during a game.
 - > The Umpire Crew Chief will be notified at the commencement of the inning that the roof will be opened at the inning's conclusion.
 - > The Umpire Crew Chief shall notify the visiting club, which may challenge the opening of the roof if it feels that a competitive imbalance will arise. In such an event, the Umpire Crew Chief shall make a final decision based on the merits of the challenge.
 - > The opening of the roof shall only commence between innings.

MEDIA INFORMATION

BEHIND THE MICROPHONE



MILO HAMILTON

VOICE OF THE ASTROS



- ★ Milo Hamilton begins his 25th season as the voice of the Astros on radio. In July of 2005, Hamilton elected to work home games only beginning in 2006, however he will be making select road trips throughout the season, including a visit to the new Mets ballpark in 2009 his 57th Major League ballpark. He joined the Houston organization in 1985.
- ★ In addition to making his resonant voice familiar to thousands of Houston baseball fans throughout the season, he also hosts the offseason live talk show, "Astroline."
- ★ entering his 64th year on the air, he has been broadcasting Major League Baseball since 1953. His 55 years in the Major Leagues is second only to Vin Scully's 60. Previous Major League experience included stops with St. Louis, the Chicago Cubs and White Sox, Atlanta and Pittsburgh. He served as the play-by-play announcer of the 1979 World Champion Pirates and the 2005 National League Champion Astros.
- ★ inducted into the Radio Hall of Fame on Nov. 18, 2000. He became only the 10th sportscaster to be so honored at that time. He was inducted into the Texas Radio Hall of Fame on Nov. 5, 2005. He was joined in the ceremony by 11 fellow broadcasters, including former ABC White House correspondent and ABC This Week Co-Host Sam Donaldson and comedian George Carlin. Hamilton was a 2002 Texas Radio Hall of Fame instatee.
- ★ presented with the Fred Hartman Long and Meritorious Service Award by the Houston chapter of the Baseball Writers Association of America on Feb. 8, 2001.
- ★ received the Ford C. Frick Award in 1992 from the Baseball Hall of Fame, an honor presented annually to a member of the broadcasting fraternity for major contributions to the game of baseball.
- ★ inducted into the Texas Baseball Hall of Fame on Nov. 21, 1994. He was honored by the TBHOF in 2005 with the Jimmy Wynn Toy Cannon Award for his many charitable endeavors during his 25 years in Houston and his 64-year broadcasting career.
- ★ called 11 no-hitters, Ernie Banks' five grand slams in a season, Stan Musial's five homers in a doubleheader (a feat San Diego's Nate Colbert duplicated with the Padres against Atlanta in 1972), Roger Maris' 61st homer in 1961 and Henry Aaron's historic 715th in 1974. Since joining the Astros, he's also called Nolan Ryan's 4,000th strikeout in 1985, Barry Bonds' Major League record tying 70th home run in 2001, the Astros historic six-pitcher, combined no-hitter in June of 2003 and Craig Biggio's 3,000th hit in 2007. In 2004, he was on the mic Roger Clemens' 4,137th career strikeout, passing Steve Carlton for second on the all-time list. His calls of Chris Burke's 18th-inning, game-winning home run in Game 4 of the 2005 NLDS and the last out in Game 6 of the 2005 NLCS, sending the Astros to their first World Series, will be immortalized in franchise history.
- ★ his list of baseball-related honors dates back to 1962 when he was named Chicago's Sportsman of the Year by Ben Brith. He was named Houston's "Mr. Sportsman" of 1991 by Interfaith Charities. Winner of the inaugural Allen Russell Award for distinguished achievement in 1996 and the inaugural 1997 RBI Foundation honor for his charitable work. He received the Great Communicator Award from the Press Club of Houston in 2000.
- ★ has helped raise more than \$25 million for various charities as master of ceremonies at auctions: March of Dimes, Epilepsy Association, City of Hope, American Cancer Society and Leukemia Society of America.

HAMILTON'S BALLPARK BROADCAST HISTORY

Ameritrust Field in Arlington
 Angels Stadium
 Arlington Stadium
 Astrodome
 Atlanta-Fulton County Stadium
 Bank One Ballpark
 Busch Stadium
 Busch Stadium (2)
 Camden Yards
 Candestrick Park
 Cinergy Field
 Citi Field
 Citizens Bank Park
 Cleveland Stadium
 Comerica Park

Comiskey Park
 Coors Field
 County Stadium (Milwaukee)
 Crosley Field
 Dodger Stadium
 Dolphins Stadium
 Ebbets Field
 Fenway Park
 Forbes Field
 Great American Ball Park
 Griffiths Stadium (Washington)
 Hubert H. Humphrey Metrodome
 Jack Murphy/Qualcomm Stadium
 Jacobs Field
 Kaufman Stadium

Memorial Stadium (Baltimore)
 Metropolitan Stadium
 (Minnesota)
 Mile High Stadium
 Miller Park
 Minute Maid Park
 Municipal Stadium (Kansas City)
 Nationals Park
 Network Associates Coliseum
 Olympic Stadium
 Parc Jarry
 PETCO Park
 PNC Park
 Polo Grounds
 RFK Memorial Stadium

Safeco Field
 SBC Park
 Shea Stadium
 Shibe Park/Connie Mack Stadium
 Sportsman's Park
 Three Rivers Stadium
 Tiger Stadium
 Tropicana Field
 Turner Field
 U.S. Cellular Field
 Veterans Stadium
 Wrigley Field
 Yankee Stadium



BEHIND THE MICROPHONE

- ★ In 2002, received the March of Dimes (AIR) Award in Radio "Lifetime Achievement Award." ..on January 21, 2005, he was honored with a Lifetime Achievement Award from the RBI Foundation.
- ★ in addition to his remarkable career in baseball, Hamilton has considerable experience broadcasting a wide variety of sports, including Kentucky Wildcats basketball, the Chicago Bulls and DePaul Blue Demons...his Texas ties also extend to broadcasting Southwest Conference basketball.
- ★ co-authored the book Making Airwaves, 60 Years at Milo's Microphone, published by Sports Publishing LLC in 2006.
- ★ born in Fairfield, Iowa, Hamilton graduated from the University of Iowa with a degree in radio speech...he began his baseball broadcasting career in the Three I League in Davenport, Iowa in 1950.
- ★ Milo and his wife Arlene celebrated their golden wedding anniversary on April 6, 2002. ..Arlene passed away in February of 2005...the couple had two children, Patricia Joy, who passed away in June of 2006, and Mark.

ASTROS HAMILTON AMONG WHO'S WHO IN BROADCASTING HISTORY, INDUCTED INTO FOUR HALLS OF FAME

With 58 years of broadcasting baseball, Milo Hamilton is truly one of the giants in the game today. The man who called Henry Aaron's 715th home run in 1974 is among a short list of baseball broadcasting pioneers who have been inducted into the Radio Hall of Fame, receiving the honor in 2000. Mel Allen, Red Barber, Jack Brickhouse, Jack Buck, Harry Caray, Ernie Harwell, Harry Kalas, Vin Scully and Bob Uecker are also members. The 2000 class of inductees included Oldies radio innovator Dick Bartley, engineering genius Dr. Amar G. Bose, legendary comedian Eddie Cantor, announcer Fred Foy and veteran New York broadcaster John A. Gambino. In 1992, Hamilton received the Ford C. Frick Award from the Baseball Hall of Fame. The prestigious award goes to a broadcaster "for major contributions to the game of baseball." The Iowa native has been broadcasting baseball for 58 years, including the past 24 as the highly popular "Voice of the Astros." He first began broadcasting baseball in 1950 in Davenport, Iowa. Milo was inducted into the Texas Baseball Hall of Fame in 1994 and the Texas Radio Hall of Fame in 2005.



BILL BROWN TV BROADCASTER

- Bill Brown returns for his 23rd season as the club's primary play-by-play voice on television.
- ★ he joined the Astros in 1987 after working as senior producer and anchor of the Financial News Network's SCORE program...prior to that assignment, he was sports director of the Sports Time Cable Network, which televised selected games of the Reds, Royals and Cardinals.
 - ★ Brown spent one year with HSE in Pittsburgh and was the television voice of the Cincinnati Reds from 1976-82.
 - ★ he was inducted into the Texas Baseball Hall of Fame on November 12, 2004.
 - ★ Bill is a member of the Advisory Board at Houston Taping for the Blind and has been a volunteer reader for 13 years. In October of 2007 Brown organized a charity golf tournament to benefit the organization.
 - ★ Brown and his wife, Dianne, reside in Houston. They have one daughter, Allison, and three grandchildren, Luke, 7, Emma, Kate, 5, and Caitlynn, 2.



JIM DESHAIES TV BROADCASTER

- Jim Deshaies returns for his 13th season to serve as an analyst on television.
- ★ returned to the Houston organization in 1997 to provide color commentary for both television and radio.
 - ★ he was a 21st-round draft selection of the New York Yankees in the 1982 June free agent draft. He came to the Astros in a trade that sent Joe Niekro and Dody Rither to the Yankees on Sept. 15, 1985.
 - ★ he had an immediate impact on the 1986 West Division championship team by setting a club rookie record for victories with 12 and finished seventh in NL Rookie of the Year balloting. Deshaies set a modern-day Major League record on Sept. 23, 1986, when he fanned the first eight batters he faced in a start against the Dodgers.
 - ★ his finest season in the Majors was with Houston in 1989 when he fashioned a 15-10 record with a 2.91 ERA over 225.2 innings pitched. His 61 wins for the Astros are third-most by a left-hander to Mike Hampton's 69 and Bob Knepper's 93.
 - ★ an 84-95 lifetime record also included Major League time with San Diego, Minnesota, San Francisco and Philadelphia.
 - ★ was on the ballot in 1999 as one of the starting pitchers on the Astros All-Astrodome Team.
 - ★ Deshaies and his wife, Lori, reside in The Woodlands with their three daughters: Libby, Molly and Kelly.

MEDIA INFORMATION



BRETT DOLAN RADIO BROADCASTER

Brett Dolan enters his fourth season as a play-by-play announcer and color analyst on the Astros Radio Network

- ★ prior to joining the Astros, he served as the director of broadcasting and "the voice of the Sidewinders" for Triple A Tucson of the Pacific Coast League from 2000-2005.
- ★ in the off season, he broadcasts area college football and basketball games on FSN Southwest and ISP Sports...he also has served as the public address announcer for all three Texas Bowls since its inception in 2006.
- ★ in 2003 and 2004, Dolan was chosen to fill in as a broadcaster on selected Montreal Expos games.
- ★ represented the Pacific Coast League in calling the Triple A All-Star Game in 2004 and was presented with The Communicator Crystal Award of Excellence for his work at the game named Arizona Sportscaster of the Year from the National Sportscasters and Sportscasters Association in 2002 and 2003.
- ★ while with the Sidewinders, covered University of Arizona football and basketball in the offseason, working more than 200 total sports games in a calendar year served as the voice of the Arizona Fall League on MLB Radio for the 2004 and 2005 seasons...worked the Olympic baseball qualifying tournament in Phoenix in November of 2005
- ★ spent 12 years overall broadcasting minor league baseball, including two seasons with the Iowa Cubs from 1998-99 and four seasons with the Beloit Snappers (Midwest League).
- ★ a native of Casey, Iowa, he graduated from the University of Iowa in 1992 and accepted his first broadcasting position with Beloit in 1994
- ★ Dolan and his wife, Betsy, make their home in Sugar Land with their son, Will and daughter, Kate.



DAVE RAYMOND RADIO BROADCASTER

Dave Raymond enters his fourth season as a color analyst and play-by-play announcer on the Astros Radio Network

- ★ began his Major League broadcasting career in a reserve role with the San Francisco Giants in 2003 and the Baltimore Orioles in 2005.
- ★ also co hosts the baseball variety show "JD and Dave's Excellent Offseason Adventure" with popular Astros television announcer Jim Deshaies.
- ★ a 14-year broadcasting veteran, Raymond's baseball experience includes minor league stops with the independent Brockton Rox (2005), Triple-A Iowa Cubs (2000-2004), Single A Charleston RiverDogs (1999) and the independent Sonoma County Crushers (1995-1998).
- ★ spent parts of four years providing television and radio play-by-play for several Drake University football and men's basketball games as well as radio for women's basketball games (2002-2005)
- ★ broadcast four seasons of Stanford University women's basketball (1998-2001).
- ★ as a former business reporter for Forbes Magazine, Raymond was nominated for the prestigious 2001 Loeb Award for Outstanding Business Reporting.
- ★ graduated from Stanford University, where he served as Senior Class President and competed for the Track and Field team.
- ★ Raymond and his wife, Tish, live in Houston with their boys Donnie, Tommy and Michael.



ALEX TREVIÑO SPANISH RADIO BROADCASTER

Alex Treviño returns for his 14th season of analysis on the Astros Spanish radio network.

- ★ a native of Monterrey, Mexico, he spent 13 seasons in the Majors, primarily as a catcher, including the 1988-90 seasons with the Astros. He also spent time with the Mets, Reds, Braves, Giants and Dodgers.
- ★ batted a career-high .290 while serving as Houston's backup catcher in 1989. Batted .364 (32x88) in 25 starts. Treviño played in 939 Major League games and had a .249 lifetime average.
- ★ he attended the University of Nuevo Leon in Mexico before starting his professional baseball career



FRANCISCO ROMERO SPANISH RADIO BROADCASTER

- Francisco Romero enters his second season of play-by-play on the Astros Spanish radio network.
- Joins the Astros after spending five seasons broadcasting Milwaukee Brewers games in Spanish on Telemundo Wisconsin. His Major League broadcasting experience also includes selected Minnesota Twins games over five seasons from 2003-08.
- His Major League broadcast debut was for the Arizona Diamondbacks on Telemundo Arizona in 1999, and he spent two years on Diamondbacks broadcasts from 1999-2000.
- Other Major League broadcasting experience includes selected games on Spanish Radio with the Cincinnati Reds in 2005...also spent four seasons as the play-by-play broadcaster and pre- and post-game show producer on Spanish radio broadcasts for the Triple A Tucson Sidewinders of the Pacific Coast League.
- Additional sports broadcasting experience includes both football and basketball for the University of Arizona Spanish Radio Network 1999-2008, as well as three seasons on the Arizona Cardinals radio halftime report.
- A graduate of the University of Arizona, Romero spent 10 years as the sports anchor for the Telemundo affiliate in Tucson, AZ.
- In 2003, the Arizona Daily Star named him as one of the Top 100 Sports Figures of Southern Arizona...earned a 2004 Emmy Award from the Rocky Mountain Chapter in the sports reporting category.

MEDIA RELATIONS STAFF




GENE DIAS

DIRECTOR OF MEDIA RELATIONS

Gene Dias was named to his current position in February of 2009 after spending close to 20 years in the Philadelphia Phillies organization in both Media and Community Relations.

- From 1989 to 2009, Gene worked for Philadelphia, first as their Media Relations Manager. In 2000, he was promoted to Director of Community Relations where he was instrumental in creating a number of community-based programs, in increasing the club's footprint in the community through increased media coverage and in increasing dollars raised for the club's charity. He was also instrumental in the player's community involvement and was a member of the Phillies Charities, Inc. Board of Directors.
- Gene has worked several World Series and All-Star games for both the Phillies (1993, 2009) and Major League Baseball.
- Prior to joining the Phillies, he worked as a sports editor for the Associated Newspapers in Stoughton, MA, where his duties included editing and writing stories and assigning stringers and photographers.
- He has a bachelor of arts degree in Journalism from the University of Massachusetts where he was a member of the varsity baseball team.
- He and his wife Kandee have two children, son Maxwell (8) and daughter Sydney (3).



SALLY GUNTER

ASSISTANT DIRECTOR OF MEDIA RELATIONS

Sally Gunter joined the Astros organization in June of 2006 and was named assistant director of media relations in August of 2008.

- she served as communications coordinator in the marketing and media relations departments until moving into her role as Media Relations Manager following the 2006 season.
- she also interned in the Astros media relations department during the 2005 season.
- a graduate of Texas Tech University, she received a bachelor's degree in print journalism.
- previous experience also includes working for the Lubbock Cotton Kings hockey team in both the community relations and game operations departments...she also served as the news editor and a news reporter at The University Daily, the Texas Tech student newspaper
- a native of Claude, Texas, Sally lives in Houston.




STEPHEN GRANDE

MEDIA RELATIONS COORDINATOR

Stephen Grande is in his second season as a full-time member of the Astros media relations staff.

- star to joining the Astros in March of 2008, Grande spent the majority of the 2007 season interning in the media relations department with the Florida Marlins. He also worked in the same capacity with the Astros in the Spring of 2007.
- before entering the sports industry, Grande worked for two public relations firms in Austin, TX, in 2006: GCI Read-Poland and BookProx Publicity.
- Grande received his bachelor's degree in public relations from Texas State University-San Marcos in May of 2006.
- a native of Tomball, TX, Grande is single and resides in Houston.



MJ TRAHAN

MEDIA RELATIONS COORDINATOR

MJ Trahan is in her first season as media relations coordinator after serving as a full-time intern in 2008.

- she is in her second stint with the Astros, following her previous internship with the club in the summer of 2007.
- before joining Houston, she worked as a publicity assistant for Georgia Southern University in the Student Activities/Campus Recreation & Intramurals department.
- Trahan is a 2008 graduate from Georgia Southern University with a degree in public relations and a minor in Spanish.
- She is a native of Augusta, Georgia, and currently lives in Houston.

RULES OF INTEREST

PLAYER LIMITS: 40 from September 1 to opening day; 25 from opening day to August 31, although teams have the option to carry 24 players instead of 25.

TRADING REGULATIONS: For assignment from one Major League club to another, waivers are necessary ONLY beginning August 1 and ending on the day following the close of the championship season. At all other times, no waivers are necessary for trades at the Major League level.

WAIVER PERIODS: End of season to 30th day of season; 31st day of the season to July 31; August 1 to end of season. Players are available on waivers in reverse order of standings at the time waivers expire, if more than 30 days after start of season, otherwise in reverse order of standings at the close of previous season.

QUALIFICATIONS FOR A ROOKIE: Not more than 130 at-bats or 50 innings pitched in the Major Leagues during a previous season or seasons, nor more than 45 days on a Major League roster during the 25-player limit (excluding time in military service).

NIGHT GAME. Any game that starts at 5 p.m. or later

QUALIFICATIONS FOR A BATTING CHAMPIONSHIP: Highest batting average based on a minimum of 502 plate appearances, including official times at bat, bases on balls, hit by pitch, sacrifice hits, sacrifice flies and times awarded first base due to interference or obstruction.

QUALIFICATIONS FOR A PITCHING CHAMPIONSHIP: Lowest earned run average with a minimum of 162 innings pitched.

SAVE RULE: Credit a pitcher with a save when he meets all three of the following conditions: (1) He is the finishing pitcher in a game won by his club; (2) He is not the winning pitcher; and (3) He qualifies under one of the following conditions: (a) He enters the game with a lead of no more than three runs and pitches for at least one inning; or (b) He enters the game, regardless of the count, with the potential tying run either on base, or at bat, or on deck (that is, the potential tying run is either already on base or is one of the first two batsmen he faces); or (c) He pitches effectively for at least three innings.

DETERMINING BATTING AVERAGE: Divide the number of hits by the number of at-bats.

DETERMINING EARNED RUN AVERAGE: Multiply the number of earned runs by nine; take the number and divide it by the number of innings pitched.

DETERMINING SLUGGING PERCENTAGE: Divide the total bases of all safe hits by the total times at bat. (At-bats do not include walks, sacrifices, hit by pitcher, or times awarded first base because of interference or obstruction).

DETERMINING FIELDING AVERAGE: Divide the total putouts and assists by the total of putouts, assists and errors.

CONSECUTIVE HITTING STREAKS: A consecutive hitting streak shall not be terminated if the plate appearance results in a base on balls, hit batsman, defensive interference or a sacrifice bunt. A sacrifice fly shall terminate the streak.

CONSECUTIVE-GAME HITTING STREAKS: A consecutive-game hitting streak shall not be terminated if a player's plate appearances (one or more) result in a base on balls, hit batsman, defensive interference or a sacrifice bunt. The streak shall terminate if the player has a sacrifice fly and no hit.

CONSECUTIVE-GAME PLAYING STREAK: A consecutive game playing streak shall be extended if the player plays one half-inning on defense, or if he completes a time at bat by reaching base or being put out. A pinch-running appearance only shall not extend the streak if a player is ejected from a game by an umpire before he can comply with the requirements of this rule, his streak shall continue

DETERMINING ON-BASE PERCENTAGE: Divide [hits plus total bases on balls plus hit-by-pitch] by [at-bats plus total bases on balls plus hit-by-pitch and sacrifice flies]. For purposes of this percentage, ignore being awarded first base on interference or obstruction.

DETERMINING PERCENTAGE OF GAMES WON AND LOST: Divide the number of games won by the total number of games won and lost.

DETERMINING THE MAGIC NUMBER: Determine the number of games yet to be played, add one, then subtract the number of games ahead in the loss column of the standings from the closest opponent.

MINUTE MAID PARK GROUND RULES

CAMERA WELLS: Any ball hitting camera – DEAD BALL. Any ball hitting rail and/or padding – IN PLAY.

FLAG POLE: Any ball hitting flag pole and leaving the field – HOME RUN. Any ball hitting flagpole and remaining on the field -- IN PLAY. Any ball hitting flagpole, bouncing on the ground, and then leaving the field - TWO BASES.

HOME PLATE SIGNS: Any ball hitting or resting on the ledge of the signs behind home plate – IN PLAY.

LEFT-CENTER FIELD: Any ball hitting above the yellow line or on top of the railing - HOME RUN.


OUT-OF-TOWN SCOREBOARD: Any ball going through or lodging in the Out of Town Scoreboard – TWO BASES.

OUTFIELD PADDING: Any ball lodging on top of outfield padding -- TWO BASES.

ROOF: Any ball hitting roof in fair territory – IN PLAY. The striking point on the ground determines if ball is fair or foul. Any ball hitting roof in foul territory - DEAD BALL.

TARP: Any ball lodging under or behind tarp -- DEAD BALL.

MINUTE MAID PARK



The 2009 season marks the 10th season of baseball in Minute Maid Park. Through the previous nine seasons, the venue has hosted numerous special events, including the 2004 All-Star Game and Home Run Derby, the 2005 World Series, numerous concerts, weddings, graduations and galas.

The year 2000 saw something the grand old game of baseball had not experienced since 1964 — a Major League team in Houston playing on natural grass outdoors. While clear skies and real grass were welcome additions for fans, Bayou City hardball faithful also enjoyed another first in Minute Maid Park's 242-foot-high retractable roof. Fans approved the new ballpark overwhelmingly, resulting in a then-record of more than 3,000,000 fans through the Minute Maid Park turnstiles in the 2000 season. The club has welcomed more than 25,000,000 visitors in the facility's nine seasons of play.

A jewel in the crown of the majestic downtown Houston skyline, Minute Maid Park has become a welcome home for the Houston Astros and has ushered in a new era of Major League sports in the city. The downtown ballpark continues the proud tradition of visionary innovation in stadium construction, beginning with the club's previous home — the Astrodome. Minute Maid Park's retractable roof technology brought open-air baseball to Houston for the first time in 35 years, and the natural grass surface and classic architecture provided Minute Maid Park the atmosphere of the great ballparks of baseball's golden age.



Approval of the ballpark, however, was not limited to the applause of the fans. Less than one calendar year from its opening, Minute Maid Park had already been recognized on a local, state and national awards level. Following are the first three major awards to honor the new home of the Astros:

Greater Houston Preservation Alliance, 2000 Good Brick Award. The President's Award was presented to owner Drayton McLane, the Astros and the Harris County-Houston Sports Authority for the renovation of the 1911 Union Station building. The Good Brick Awards are presented annually in recognition of leadership and excellence in historic preservation.

Most Outstanding Civil Engineering Project. This honor came from the Texas Section of the American Society of Civil Engineers (ASCE), the professional organization that represents the vast majority of civil engineers.

National Honor Award for Engineering Excellence. This national recognition for engineering excellence came from the American Consulting Engineers Council (ACEC). This honor stamped Minute Maid Park as one of the Top 24 engineering projects among all buildings and civil works projects nationally.



MINUTE MAID PARK



ALL-STAR GAME: In 2004, Minute Maid Park played host to the 75th Major League Baseball All-Star Game. More than 350,000 people participated in All Star Week activities, which included the Futures Game, Legends/Celebrity Softball Game, and the Home Run Derby - all which took place at Minute Maid Park - In addition to the John Hancock All-Star Fan Fest. The week culminated with the All-Star Game and a 9-4 American League win over the National League squad. Four Astros played in the game, including NL starting pitcher Roger Clemens, Carlos Beltran, Jeff Kent, and Lance Berkman.

LOCATION: Minute Maid Park is located at 501 Crawford Street on the northeast end of downtown Houston. Situated near the George R. Brown Convention Center, the ballpark is located one block west of U.S. 59 and is bounded by Congress Avenue on the north, Texas Avenue on the South, Crawford Street on the west and Hamilton Street on the east.

ARCHITECT: HOK Sports Facilities Group. Construction Manager: Brown & Root Services, a business unit of Halliburton Company.

HISTORY: The idea for a public-private financing drive for a downtown Houston ballpark was conceived in 1996. Fourteen leading Houston companies joined together to form the Houston Sports Facility Partnership. The Partnership agreed to provide a \$35 million interest-free loan with no repayment due until 10 years of ballpark operation had passed. With the Partnership's initial commitment, the Harris County-Houston Sports Authority had the support it needed to present a ballpark proposal to the public in November 1996. Voters approved the \$250 million project.

FIRST GAMES: The Houston Astros and New York Yankees played an exhibition game on March 30, 2000, with Houston winning 6-5. The Astros hosted the Philadelphia Phillies in the first official regular-season game on April 7, 2000, with Philadelphia winning 4-1.

THE NAME: On June 5, 2002, the Houston Astros and The Minute Maid Company announced that they had expanded their relationship to create a long-term marketing and community partnership. The multi-year partnership agreement included naming rights for the downtown ballpark, rechristening the field "Minute Maid Park."

The partnership agreement also stipulated that the popular Minute Maid Squeeze Play attraction at the ballpark will continue for the length of the 28-year agreement, along with pouring rights for products of The Coca-Cola Company, ongoing advertising and marketing programs, and a commitment by Minute Maid to support youth baseball programs in the Houston area.

The Minute Maid Company is an operating unit of The Coca-Cola Company and the flagship of its worldwide fruit beverage business. The Minute Maid Company has been headquartered in Houston since 1967

Houston's downtown ballpark was originally named Enron Field on April 7, 1999, and was renamed Astros Field on February 27, 2002, by agreement of the Houston Astros and Enron Corp.

INAUGURAL GAME



NEW YORK YANKEES VS. HOUSTON ASTROS MARCH 30, 2000

	000	005	000	R	H	E
New York	000	005	000	5	6	0
Houston	002	000	04x	6	9	1

HR: New York - O'Neill, Ledee
 HR: Houston - Ward
 Clemens, Erdos (6) and GRIMSLEY (7)
 Gooden, Cabrera (6), Perez (7),
 J. POWELL (8), Wagner (9, 5)
 Time: 2:50 Attendance: 40,624

LINEUPS

Yankees	Astros
Knoblauch, 2b	Biggio, 2b
Jeter, ss	Cedeno, cf
O'Neill, rf	Bagwell, 1b
Williams, cf	Caminiti, 3b
Martinez, 1b	Alou, rf
Spencer, lf	Hidalgo, lf
Posada, c	Meluskey, c
Brosius, 3b	Bogar, ss
Clemens, p	Gooden, p

REGULAR SEASON OPENER




PHILADELPHIA PHILLIES VS. HOUSTON ASTROS APRIL 7, 2000

	000	000	220	R	H	E
Philadelphia	000	000	220	4	6	0
Houston	000	000	100	1	5	0

HR: Philadelphia - Rolen, Gant
 HR: Houston - Hidalgo
 WOLF, Gomes (8, 5)
 DOTEL, Henry (7), J. Powell (9)
 Time: 2:43 Attendance: 41,583

LINEUPS

Phillies	Astros
Glanville, cf	Biggio, 2b
Gant, lf	Cedeno, cf
Abreu, rf	Bagwell, 1b
Rolen, 3b	Caminiti, 3b
Brogna, 1b	Alou, rf
Lieberthal, c	Hidalgo, lf
Morandini, 2b	Eusebio, c
Arias, ss	Bogar, ss
Wolf, p	Dotel, p



MINUTE MAID PARK

UNION STATION: According to HOK's design platform, the most literal tie between Houston's past and its new ballpark is a physical line to Union Station. The building is a symbol of the important role the railroad has played in the city's relatively short history, especially early in the 20th century. The director of Minute Maid Park's identity and graphics takes its cue from this period.


The railroad created Houston. Flourishing trade established a base of wealth and culture, an infrastructure of banks, a port and railheads. By 1910, railroads constituted the city's largest industry. In 1911, Union Station – already key to the rail industry's growth and influence – was redesigned and reopened.

Built at a cost of \$500,000 at the corner of Texas Avenue and Crawford Street, Union Station was dedicated on March 2, 1911. It has been estimated that between 7,000 and 10,000 Houstonians passed through the front doors into the 45-foot-high lobby, which included three varieties of polished marble. By the mid-1940's, Union Station was handling 5,000 travelers daily on 36 passenger trains.

Team officials note that approximately 60 percent of fans enter Minute Maid Park via Union Station. Walk-up or booked Minute Maid Park tours, offered year-round, also begin in the Union Station lobby.

The second and third floors comprise the Conference Center, open 365 days a year and providing a wide array of meeting rooms that can give businesses and organizations state-of-the-art facilities. Nestled in different areas of the ballpark are additional meeting rooms and areas that provide the perfect atmosphere for a meeting or luncheon.

The Houston Astros executive offices are housed in the fourth and fifth floors. The sixth floor features the Roof Deck and Club House at Union Station, where private groups of up to 100 can enjoy the game and an incredible view of the Houston skyline.



TRAIN: A replica of a 19th-century locomotive (circa 1860) and linked coal tender is a fan favorite. The train provides an architectural icon which combines sight, sound and motion for a dynamic entertainment and celebration feature. It also proves a link to the past for Houston and the Union Station site. The train was designed by Uni-Systems and built by SMI & Hydraulics, which also provided the transporters for the retractable roof. Weighing close to 50,000 pounds, the train runs some 800 feet along the low roof track on the west side of the ballpark.

SIZE: The building dimensions cover 28.97 acres of gross square footage, a total of 1,263,240 square feet. The height is 93 feet to the last seating tread, equivalent to a nine-story building.

MINUTE MAID PARK FIRSTS

First Game: April 7, 2000 vs. Philadelphia Phillies	First Triple: Astros SS Tim Lincecum
Attendance: 41,583	The 2nd On April 8 Vs. Philadelphia
Astros Starting Lineup: 2B Craig Biggio,	First Home Run: Rolan In The 7th
CF Roger Cedeno, 1B Jeff Bagwell,	First Astros Home Run: Hidalgo In The 7th
3B Ken Caminiti, RF Moises Alou,	First Grand Slam: Astros 3B Ken Caminiti Off Of
LF Richard Hidalgo, C Tony Eusebio,	Brewers Lhp Scott Karl On May 9
SS Tim Lincecum, P Octavio Dotel	First inside-the-park Home Run: SS Adam Everett
First Pitch: Dotel (Called Strike)	Aug. 6, 2003 Off Of New York Mets LHP Pedro Feliciano
First Game Time And Temperature: 7:08 p.m. CDT,	First RBI: Rolan In The 7th Inning
79 Degrees	First Putout: Eusebio On A Strikeout Off
First Batter: Phillies CF Doug Mientkiewicz	Phi lies LF Ron Gant
Winning Pitcher: Phillies LHP Randy Wolf	First Error: Phillies C Tom Prince In The
Losing Pitcher: Dotel	5th Inning Trying To Catch Biggio Stealing Second
First Save: Phillies RHP Wayne Gomes	First Stolen Base: Gianvillie Stole Second After
First Hit: Gianvillie Singled To Right To Lead Off The Game	His Leadoff Single
First Astros Hit: Biggio Sing ed To Center To Lead Off	First Caught Stealing: Phi lies RF Bobby Abreu In
The Bottom Of The 1st	The 4th Inning (Eusebio To Bogar) On April 9
First Run: Phillies 3B Scott Rolan Homered To	First Strikeout: Gant Swinging In The 1st Inning
Left Field To Lead Off The 7th	First Walk: Bagwell In The 1st Inning
First Astros Run: Hidalgo Homered To	First Day Game: Saturday, April 8, 2000 At 2:05 p.m.
Center Field In The 7th	vs. Philadelphia
First Single: Gianvillie In The 1st	First Cycle: Diamondbacks LF Luis Gonzalez On July 5
First Double: Phillies 1B Rico Brogna In The 7th	First Astros Cycle: Bagwell, July 18, 2001 vs. St. Louis

MINUTE MAID PARK



THE ROOF: Architects from the HOK Sports Facilities Group recommended early on that a retractable roof would be appropriate for the Texas climate. Since building the first retractable-roof ballpark - the Skydome in 1989 - designers have crafted several kinds of retractable roofs. Some, for instance, open only over a small central section. The roof at Minute Maid Park, however, retracts completely off the ballpark to reveal the largest open area of any retractable roofed baseball stadium in existence today. A total of 50,000 square feet of glass in the west wall of the retractable roof gives fans a view of the Houston skyline, even when the roof is in the closed position



Uni-Systems provided the technical expertise to design the best roof structure for Minute Maid Park. Mechanized roof panels open and close in 12-20 minutes. The roof moves back and forth an estimated 160 times a year, a distance of 14.6 miles. To cover the ballpark, steel panels roll in sequence along tracks on the east and west sides of the stadium. When the roof is open, the southern and northern panels, each of which measures 537 by 120 feet and weighs 1,905 metric tons, rest at the north end below the large middle section with its dimension of 589 by 242 feet and a weight of 3,810 metric tons. Designers determined the roof's shape - lower side panels flanking the high center panel - by tracking a batted baseball's hyperbolic flight path.

Forged steel wheels measuring 35 inches in diameter transport the three roof panels. Each of the 140 wheels has its own braking mechanism and 60 are equipped with electric motors.

If the track is slightly out of alignment, all the weight of a roof panel could come to rest on one wheel, causing severe structural damage. To prevent this, a polyurethane suspension pad that acts as a spring is attached above each wheel to distribute the roof's weight. The low track/high track configuration and the roof's built-in glass wall not only offer valuable efficiency, but afford a panoramic view of the surrounding landscape unlike any other roofed ballpark.

PLAYING FIELD: Three wall heights, various angles in the corners and power alleys, a 10-degree, uphill slope - "Tal's Hill" - for a center field warning track, and a flag pole in the field of play create unique actions for any ball that gets past an outfielder.

Featuring Seashore Pas Palum grass, the playing surface covers 2.5 acres. The drainage and irrigation systems include 6,682 linear feet of perforated pipe and 4,406 linear feet PVC pipe, respectively. A total of 78 irrigation heads help make the job for head groundskeeper Dan Bergstrom and his staff much easier.

SOUNDS: A total of 400 speaker cabinets are scattered throughout the seating areas and almost 1,000 are found along the concourses. The speakers are distributed throughout the ballpark to have cabinets as close to the fans as possible.

MINUTE MAID PARK BY THE NUMBERS

PLAYING FIELD DISTANCES

Left Field Line:	315 ft, 19-ft wall
Left Field Power Alley:	362 ft, 25 ft wall
Center Field:	435 ft, 10-ft wall
Outfield Deepest Point:	436 ft, 10-ft wall
Right Field Power Alley:	373 ft, 10-ft wall
Right Field Line:	326 ft, 7-ft wall

MINUTE MAID PARK SEATING

Total Seating:	40,976
Diamond Club:	285
Field Boxes:	6,168
Crawford Boxes:	763
Bullpen Boxes:	2,326
9 Amigos Patio:	74
Club Level:	4,776
Mezzanine:	2,337
Suite Level:	918
Terrace Deck:	3,316
View Deck:	9,131
Outfield Deck:	1,677
Disabled Seating (all levels):	412 spaces
Home Plate to First Row Spectator:	.49 feet
1st/3rd Baseline to Nearest Spectator:	.43 feet
1st/3rd Base to First Row Spectator:	.57 feet
Right/Left Field seats to Foul Line:	.five feet

BALLPARK TIMELINE

Sept. 1996	Design work begins
Oct. 11, 1996	Conceptual design unveiled
Oct. 30, 1997	Groundbreaking
Oct. 31, 1998	30 percent completed
May 1, 1999	60 percent completed
Jan 2000	90 percent completed
Feb. 15, 2000	Playing field placed
March 30, 2000	First exhibition home game vs. the New York Yankees
April 7, 2000	First regular-season home game vs. the Philadelphia Phillies
Oct. 7, 2001	First playoff home game vs. the Atlanta Braves

TECHNOLOGY: Minute Maid Park was the first major sports facility to feature a closed-captioning board for the hearing impaired. The Daktronics black-and-white matrix board and Daktronics color matrix board present baseball fans with a unique experience at Minute Maid Park. The primary scoreboard, measuring 35 feet by 131 feet, displays player and team stats on the left side while the right features graphics and animation, including the recreation of several of the Astrodome's effects of yesteryear. A speed pitch board, four auxiliary scoreboards and an old-fashioned manually operated scoreboard keep fans on top of the action in the ballpark and in every other big league venue. Two 100-foot LED ribbonboards stretch above the club level, displaying high-quality animations, graphics and out-of-town baseball scores. The state-of-the-art video board high atop Minute Maid Park provides fans with award-winning special video features and effects created by Astros Productions that is unlike anywhere in Major League Baseball.

SEATING: With visually redirected seats and baseball-only sightlines, Astros fans are as close to the action as any in big league baseball. Seats along the right and left field foul lines are only five feet from the line, while the nearest spectator along the first and third base lines can be as close as 43 feet to the game.

The overall seating capacity of Minute Maid Park is 40,950, featuring nine different seating areas: Dugout Boxes, Field Boxes, Crawford Boxes, Bullpen Boxes, Club I, Club II, Terrace Deck, Mezzanine and View Deck. Each of the ballpark's four levels - Main Concourse, Club Level, Suite Level, and Upper Concourse - afford fans a uniquely different perspective.

Minute Maid Park's seats are a deep green to match the retro look and design of the ballpark. Approximately 6,500 seats in the Diamond Level and Charter Seat License areas in the lower bowl and Club Level include cup holders.

Fans sampling the various Minute Maid Park ticket options will find the following at Houston's ballpark: seats on top of the action, various one-of-a-kind amenities like the Minute Maid Squeeze Play, the "9 Amigos" patio in center field, and panoramic views of the ballpark and spectacular views of the downtown Houston skyline.

One of the most popular seating areas are the Crawford Boxes, located in left field. This area provides fans with a unique perspective of what it is like to be a Major League outfielder.

The Diamond Club, Club Level and Suites provide the ultimate in entertaining areas, while groups can take advantage of special mezzanine seating and "The Champions" party room. "Home Run Alley" is a 810-foot long fan arcade, including the fan-favorite "Conoco Home Run Porch" in left-center field that is actually over the field of play and features a classic gasoline pump to keep track of the number of Astros home runs that are hit.

The Astros Suites, located between the Club Level and Terrace Deck, provide luxury and comfort for watching Major League games. Beautifully appointed with a bar/buffet, socializing area and closed-circuit TVs, the suites offer privacy and comfort for personal and business entertainment. Sliding glass doors open to stadium chairs, designed to seat guests in two rows.

Keeping with Astros tradition, children 14 and-under are still able to purchase a \$1 ticket for seats in the Outfield Deck section.

Food courts and concession stands are designed to preserve the spirit of Houston's Union Station. Regional fare and ballpark favorites are located on the main concourse and in the upper deck.

SPECIAL AMENITIES: Inside the ballpark, the "FiveSeven Grill" center field restaurant and sports bar offers restaurant or outdoor seating options for fans seeking a one-of-a-kind dining experience. The Minute Maid Squeeze Play area along the right field line provides children with a fun, safe, interactive experience. The Conoco Home Plate Tower along Texas Avenue is a popular gathering point for fans, and it also features a carillon to provide music at appropriate times of the day.

MINUTE MAID PARK, A VENUE FOR ANY EVENT

NOTABLE EVENTS

As Minute Maid Park enters its 10th season in existence, the downtown Houston facility has developed into much more than just a venue for Houston Astros games. From music festivals and concerts to graduations, galas, and a variety of events including everything from former President Bush's 80th birthday and American Idol auditions, Minute Maid Park is a perfect place for any event, sports-related or otherwise. Here's a partial list of the events that have been held at the ballpark, outside of Astros games.

- 2000 George Strait Music Festival
- MD Anderson 60th Anniversary Gala
- Annual Houston College Classic, considered the premier early-season tournament in college baseball.
- Astros FanFest, a two-day event that features Astros player autographs, a memorabilia show, and many other activities
- Texaco Event
- One Houston United Fundraiser for Hurricane Allison
- 2003 American Idol Auditions
- 2004 Bud Bowl Concerts, Steind & Tim McGraw



- Coca-Cola Super Bowl Batting Practice
- 41@80 - President George Bush's 80th Birthday Party
- Lakewood Church Easter Service
- 2004 Futures Game
- 2004 Celebrity Softball Game

- 2004 Home Run Derby
- 2004 All-Star Game
- 2004 All-Star Game 500 Home Run Hitters Press Conference
- Walter P. Moore Diamond Anniversary Gala
- 2006 CONCACAF Champions Cup
- Second Baptist Church & Windsor Village United Methodist Church Combined Easter Service
- University of Houston Downtown Commencements (Fall and Spring)
- Redstone Golf Event celebrating the life of Blitch Harmon (with Fred Couples and other professional golfers)

MINUTE MAID PARK



MINUTE MAID PARK CONSTRUCTION FACTS

Cost:	5248.1 million
Design Architect:	HOK Sports Facilities Group
Construction Manager:	Brown & Root Services

BUILDING DIMENSIONS

Gross Square Footage:	28.97 acres (1,263,240 sq. feet)
Footprint:	12.25 acres (533,937 sq. feet)
Site:	38.51 acres (1,677,600 sq. feet)
Height (fixed):	93 feet to the last seating tread, equivalent to a nine-story building

FIELD

Playing Surface:	Sea Isle 1 Seashore Pas Palum
Size:	2.5 acres
Infield Foundation:	.8 inches of clay with a thin overlay Fred at 600 degrees
Drainage Pipe:	6,682 linear feet of perforated pipe (1.23 miles)
Irrigation Pipe:	4,406 linear feet PVC pipe (.83 miles)
Irrigation Heads:	78 sprinkler heads
Characteristics:	Tal's Hill in the deepest corner of center field angles up, reminiscent of Old Crosley Field in Cincinnati, a padded flagpole sits in the field of play; a small balcony overlooks left-center field; 21 different outfield wall conditions.

MATERIALS

Concrete:	86,350 cubic yards
Rebar:	74,004 tons
Structural Steel:	10,060 tons
Brick:	80,500 cubic yards
Glass:	174,600 cubic yards of glass
Doors:	1,415
Railings:	42,250 feet or eight miles

MOVING ROOF FACTS

Horizontal Dimensions:	
Panel 1 and 3:	120 feet by 537 feet (64,430 square feet)
Panel 2:	242 feet by 589 feet (142,641 square feet)
Total Moving Roof Area:	271,500 square feet
Glass Area at West End:	
Panel 1 and 3:	120 feet by 92 feet high (11,040 square feet)
Panel 2:	242 feet wide by 115 feet high (27,830 square feet)
Total Moving Glass Area:	49,870 sq. feet (1.15 acres)
Height above Short Center Field:	204 feet
Height above Street Level:	242 feet
Truss Depth at Mid-Span:	40 feet
Approximate Weight of Steel:	10,000,000 pounds
Approximate Time to Close/Open:	12-20 minutes

FROM THE OUTSIDE

Enclosed on-site parking:	96 spaces
Reserved on-site parking:	2,040 spaces
Off-site parking:	25,179 within a half mile of the ballpark with street parking excluded
Entry Points:	24
Ticket Windows:	38
Turnstiles:	27

CONCOURSES

Miles around Main Concourse:	1/3 of a mile; you would have to circle the concourse 79 times to equal the length of the Houston Marathon.
Main Concourse Width:	45 feet
Upper Concourse Width:	34 feet
Club Concourse Width:	22 feet

PUBLIC RESTROOMS

Total Men's:	24
Total Women's:	25
Total Family:	17
Men's Fixtures:	297
Women's Fixtures:	308
Fixture Ratios:	1 for every 68 women, 1 for every 72 men (assuming 50% male and 50% female spectators, and not including the family toilets.)

CLUB LEVEL LOUNGES

East Lounge:	5,700 square feet
South Lounge:	4,500 square feet
Total:	10,200 square feet

CONCESSIONS


Restaurants:	1
Concession Stands:	38
Team Retail Stores:	3
Points of Sale:	212

VERTICAL TRANSPORTATION

Passenger Elevators:	8
Escalators:	11
Public Stairways:	10
Pedestrian Ramps:	1

BEHIND THE SCENES

Press Area:	10,979 square feet
Astros Clubhouse:	2,975 square feet
Visitors Clubhouse:	2,109 square feet
Truck Docks:	8
Trash Docks:	1



Architect:	HOK Sports Facilities Group
Contractors:	Brown & Root Construction Barton Marlow Empire Construction
Interior Design:	JKL International
Roof transport system:	Uni-Systems
Structural Steel:	Hirschfeld Steel Company
Scoreboard:	Daktronics
Electrical:	Fisk Electric Company
Concrete:	Hensel Phelps Construction
Grass:	Milberger Turf Sales
Video Board:	SACO Smartvision
Exterior glass:	Standard Glass & Mirror
Union Station:	The Trevino Group
Mechanical:	Way Engineering Company

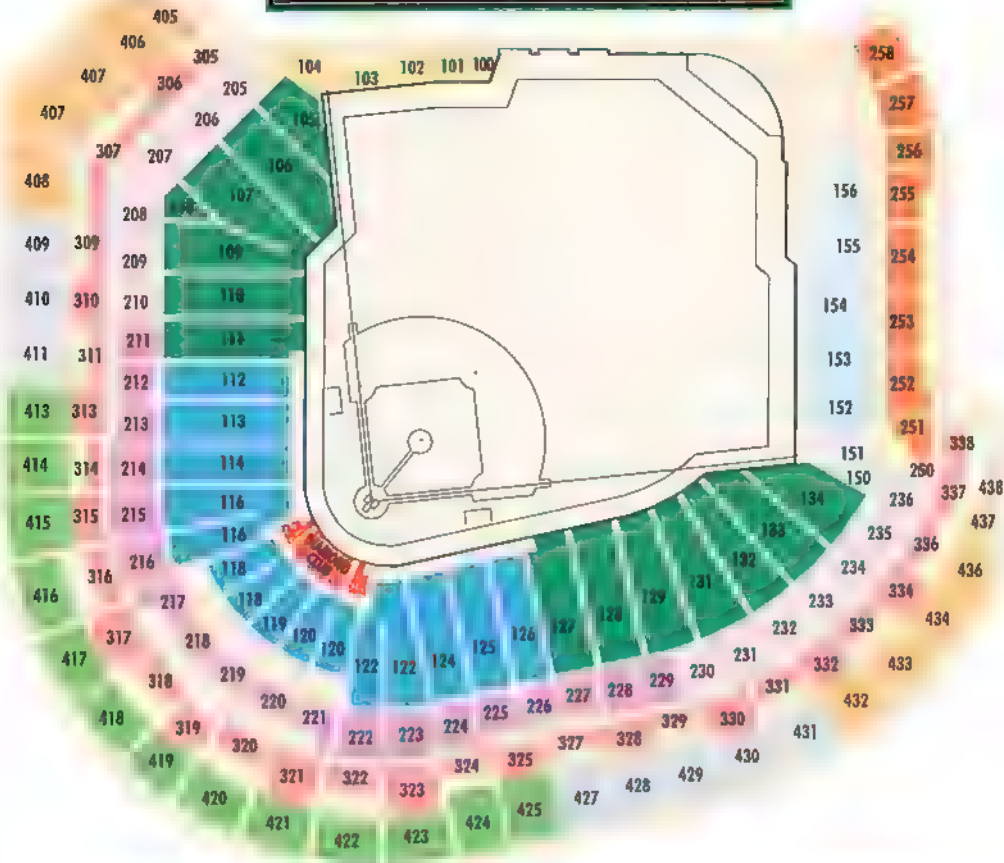


MINUTE MAID PARK



MINUTE MAID PARK

Minute Maid *Park*




**FOR TICKETS CALL TOLL FREE
1-877-9ASTROS**

**SEASON TICKET INFORMATION
1-800-ASTROS-2 • 713/259-8500**

**PRIVATE SEATING AREAS
1-800-ASTROS-2 • 713-259-8500**

**SINGLE-GAME TICKETS AND INFORMATION
AVAILABLE AT ASTROS.COM**



2009 INDIVIDUAL TICKET PRICES

SEATING LEVEL	SECTIONS
First Level	
Dugout Boxes	102-126
Field Boxes	105-111 127-134
Crawford Boxes	100-104
Bullpen Boxes	150-156
Second Level	
Club Boxes I	211-229
Club Boxes II	205-210, 230-236
Mezzanine (DF)	250-258
Third Level	
Terrace Deck	305-338
View Deck I	413-425
View Deck II	409-411 427-431
Outfield Deck	405-408 432-438

* \$1 tickets for children ages 3-4

2009 HOUSTON ASTROS 40-MAN ROSTER



Manager: Cecil Cooper (15), Coaches: Mark Bailey (6), Sean Berry (12), Dave Clark (35), Jose Cruz (25), Dewey Robinson (75), Ed Romero (16)
 Head Athletic Trainer: Nathan Lucero, Assistant Athletic Trainer: Rex Jones, Director of Team Travel: Barry Waters, Director of Media Relations: Gene Dias

No.	Pitchers (21)	B/T	HT/WT	Born	Birthplace	Residence	'08 Club(s)	W-L	ERA	G	GS	CG	SHO	SV	IP	H	R	ER	BB	SO	ML-Serv.
50	Arias, Alberto	R/R	5-11/155	10/14/83	Santo Domingo, DR	Santo Domingo, DR	HOUSTON	1-1	6.75	3	2	0	0	0	8.0	11	6	6	6	8	0.070
							COLORADO	0-0	2.63	12	0	0	0	0	13.2	12	4	4	4	5	
							Round Rock (AAA)	1-0	1.52	8	3	0	0	1	23.2	21	4	4	5	15	
							Colorado Springs (AAA)	3-4	4.73	30	0	0	0	0	45.2	50	25	24	16	41	
41	Backe, Brandon	R/R	6-0/195	4/5/78	Galveston, TX	League City, TX	HOUSTON	9-14	6.05	31	31	0	0	0	166.2	202	114	112	77	127	5.088
26	Brocail, Doug	L/R	6-5/250	5/16/67	Clearfield, PA	Missouri City, TX	HOUSTON	7-5	3.93	72	0	0	0	2	68.2	63	30	30	21	64	14.134
48	Byrdak, Tim	L/L	5-11/196	10/31/73	Oak Lawn, IL	Lockport, IL	HOUSTON	2-1	3.90	59	0	0	0	0	55.1	45	24	24	29	47	3.150
							Round Rock (AAA)	0-0	3.68	7	0	0	0	0	7.1	8	3	3	0	10	
60	De La Vara, Gilbert	L/L	5-10/160	10/4/84	Tucson, AZ	Tucson, AZ	NW Arkansas (AA)	3-0	2.76	21	0	0	0	2	32.2	23	12	10	15	21	0.000
							Wilmington (A)	3-3	3.65	24	1	0	0	2	44.1	33	18	18	12	31	
73	Fulchino, Jeff	R/R	6-5/252	11/26/79	Titusville, FL	Fairfield, CT	KANSAS CITY	0-1	9.00	12	0	0	0	0	14.0	21	15	14	8	12	0.067
							Omaha (AAA)	3-4	4.84	25	5	0	0	5	61.1	71	38	33	27	53	
							NW Arkansas (AA)	0-0	5.40	2	0	0	0	1	3.1	3	3	2	1	6	
29	Geary, Geoff	R/R	6-0/180	8/26/76	Buffalo, NY	El Cajon, CA	HOUSTON	2-3	2.53	55	0	0	0	0	64.0	45	18	18	28	45	4.098
63	Gervacio, Samuel	R/R	6-0/170	1/10/85	Sabana De La Mar, DR	Sabana De La Mar, DR	Round Rock (AAA)	1-0	2.25	3	0	0	0	0	8.0	6	2	2	3	14	0.000
							Corpus Christi (AA)	2-5	4.13	47	0	0	0	5	65.1	69	36	30	26	82	
11	Hampton, Mike	R/L	5-10/195	9/9/72	Brooksville, FL	Paradise Valley, AZ	ATLANTA	3-4	4.85	13	13	0	0	0	78.0	83	45	42	28	38	15.073
							Richmond (AAA)#	0-1	1.42	2	2	0	0	0	6.1	6	1	1	3	6	
							Mississippi (AA)#	0-0	3.86	2	2	0	0	0	7.0	7	3	3	1	6	
							Myrtle Beach (A+)-#	0-0	0.00	1	1	0	0	0	5.0	5	0	0	0	6	
							Rome (A)#	0-0	9.00	1	1	0	0	0	3.0	8	4	3	0	5	
							GCL Braves (R)#	0-0	0.00	2	2	0	0	0	5.2	4	0	0	0	4	
22	Hawkins, LaTroy	R/R	6-5/215	12/21/72	Gary, IN	Frisco, TX	HOUSTON	2-0	0.43	24	0	0	0	1	21.0	11	3	1	5	25	12.054
							NEW YORK (AL)	1-1	5.71	33	0	0	0	0	41.0	42	26	26	17	23	
37	James, Brad	R/R	6-2/200	6/19/84	Prosper, TX	Prosper, TX	Corpus Christi (AA)	6-6	4.45	18	18	0	0	0	93.0	107	52	46	35	45	0.000
62	Lumsden, Tyler	L/L	6-4/215	5/9/83	Roanoke, VA	Roanoke, VA	Omaha (AAA)	3-13	7.21	28	18	0	0	1	107.1	138	93	86	62	44	0.000
38	Moehler, Brian	R/R	6-3/235	12/31/71	Rockingham, NC	Marietta, GA	HOUSTON	11-8	4.56	31	26	0	0	0	150.0	166	79	76	36	82	11.010
64	Nieve, Fernando	R/R	6-0/195	7/15/82	Puerto Cabello, VZ	San Felipe, VZ	HOUSTON	0-1	8.44	11	0	0	0	0	10.2	17	10	10	2	12	1.038
							Round Rock (AAA)	2-5	5.72	36	7	0	0	6	72.1	87	50	46	27	63	
44	Oswalt, Roy	R/R	6-0/185	8/29/77	Weir, MS	Weir, MS	HOUSTON	17-10	3.54	32	32	3	2	0	208.2	199	89	82	47	165	7.149
52	Paulino, Felipe	R/R	6-2/180	10/5/83	Santo Domingo, DR	Los Teques, VZ	Round Rock (AAA)#	0-0	0.00	1	0	0	0	0	0.2	1	0	0	1	1	1.027
51	Rodriguez, Wandy	S/L	5-11/160	1/18/79	Santiago Rodriguez, DR	Santiago Rodriguez, DR	HOUSTON	9-7	3.54	25	25	0	0	0	137.1	136	65	54	44	131	3.105
43	Sampson, Chris	R/R	6-1/190	5/23/78	Pasadena, TX	Spring, TX	HOUSTON	6-4	4.22	54	11	0	0	0	117.1	118	60	55	23	61	2.053
82	Trinidad, Polin	L/L	6-3/170	11/19/84	El Selbo, DR	Hato Mayor, DR	Corpus Christi (AA)	6-5	3.61	18	18	0	0	0	107.1	109	47	43	21	75	0.000
							Salem (A+)	4-2	2.32	10	10	0	0	0	62.0	46	18	16	11	34	
47	Valverde, Jose	R/R	6-4/255	3/24/78	San Pedro de Macoris, DR	Altos de Arroyo Hondo, DR	HOUSTON	6-3	3.38	74	0	0	0	44	72.0	62	28	27	23	83	5.090
53	Wright, Wesley	R/L	5-11/160	1/28/85	Montgomery, AL	Grady, AL	HOUSTON	4-3	5.01	71	0	0	0	1	55.2	45	34	31	34	57	1.000
No.	Catchers (3)	B/T	HT/WT	Born	Birthplace	Residence	'08 Club(s)	Avg.	G	AB	R	H	2B	3B	HR	RBI	BB	SO	SB	ML-Serv.	
59	Palmisano, Lou	R/R	6-0/200	9/16/82	Utica, NY	Fort Lauderdale, FL	Brevard County (A)	.306	19	72	8	22	2	0	2	8	5	11	0	0.000	
							AZL Brewers (R)	.276	8	29	4	8	2	1	0	1	5	4	1		
55	Quintero, Humberto	R/R	5-9/215	8/8/79	Maracaibo, VZ	Maracaibo, VZ	HOUSTON	.226	59	168	16	38	6	0	2	12	6	34	0	2.141	
							Round Rock (AAA)	.237	32	118	13	25	2	2	3	18	5	15	0		
							Corpus Christi (AA)#	.250	3	12	0	3	2	0	0	1	0	1	0		
46	Towles, J.R.	R/R	6-2/190	2/11/84	Crosby, TX	Crosby, TX	HOUSTON	.137	54	146	10	20	5	0	4	16	16	40	0	0.142	
							Round Rock (AAA)	.304	48	169	28	51	8	2	7	28	13	31	4		
No.	Infielders (8)	B/T	HT/WT	Born	Birthplace	Residence	'08 Club(s)	Avg.	G	AB	R	H	2B	3B	HR	RBI	BB	SO	SB	ML-Serv.	
17	Berkman, Lance	S/L	6-1/220	2/10/76	Waco, TX	Houston, TX	HOUSTON	.312	159	554	114	173	46	4	29	106	99	108	18	9.052	
27	Blum, Geoff	S/R	6-3/205	4/26/73	Redwood City, CA	San Clemente, CA	HOUSTON	.240	114	325	36	78	14	1	14	53	21	54	1	9.056	
8	Boone, Aaron	R/R	6-3/206	3/9/73	La Mesa, CA	Scottsdale, AZ	WASHINGTON	.241	104	232	23	56	13	1	6	28	18	52	0	10.039	
							Columbus (AAA)# .000	.3	8	0	0	0	0	0	0	0	1	0	0		
							GCL Nationals (R)#	.667	1	3	0	2	1	0	0	0	0	0	0		
67	Manzella, Tommy	R/R	6-2/190	4/16/83	Chalmette, LA	Chalmette, LA	Round Rock (AAA)	.219	61	228	19	50	15	1	0	15	17	39	0	0.000	
							Corpus Christi (AA)	.299	54	224	27	67	11	5	4	34	17	35	4		
3	Matsui, Kazuo	S/R	5-10/185	10/23/75	Osaka, Japan	Tokyo, Japan	HOUSTON	.293	96	375	58	110	26	3	6	33	37	53	20	4.111	
							Round Rock (AAA)	.182	3	11	1	2	1	0	1	1	1	2	0		
							Corpus Christi (AA)#	.429	2	7	1	3	3	0	0	0	0	1	0		
23	Maysonet, Edwin	R/R	6-1/180	10/17/81	Arecibo, PR	Vega Baja, PR	HOUSTON	.143	7	7	0	1	0	0	0	0	0	2	0	0.027	
							Round Rock (AAA)	.271	117	406	59	110	24	1	6	34	44	70	4		
58	Sutton, Drew	S/R	6-3/185	6/30/83	El Dorado, AK	Jackson, TN	Corpus Christi (AA)	.317	133	520	102	165	39	4	20	69	76	98	20	0.000	
10	Tejada, Miguel	R/R	5-9/215	5/25/74	Bani, DR	Santo Domingo, DR	HOUSTON	.283	158	632	92	179	38	3	13	66	24	72	7	11.033	
No.	Outfielders (7)	B/T	HT/WT	Born	Birthplace	Residence	'08 Club(s)	Avg.	G	AB	R	H	2B	3B	HR	RBI	BB	SO	SB	ML-Serv.	
20	Bogusevic, Brian	L/L	6-3/215	2/18/84	Palos Heights, IL	Palos Heights, IL	Corpus Christi (AA)	.371	42	124	21	46	10	2	3	20	16	24	8	0.000	
							Salem (A+)	.217	8	23	4	5	2	0	1	6	4	1	1		
21	Bourn, Michael	L/R	5-11/180	12/27/82	Houston, TX	Humble, TX	HOUSTON	.229	138	467	57	107	10	4	5	29	37	111	41	2.028	
2	Erstad, Darin	L/L	6-2/220	6/4/74	Jamestown, ND	Newport Beach, CA	HOUSTON	.276	140	322	49	89	16	0	4	31	14	68	2	12.077	
45	Lee, Carlos	R/R	6-2/240	6/20/76	Aguadulce, PAN	Aguadulce, PAN	HOUSTON	.314	115	436	61	137	27	0	28	100	37	49	4	9.150	
4	Michaels, Jason	R/R	6-0/206																		

How did you know
he'd throw a slider?

astros.com



astros.com

TM

astros.com is where Astros fans go

Get official gear, follow breaking news, buy tickets, watch live baseball on MLB.TV,
follow live action on Gameday, listen live on Gameday Audio



MLB.TV

MLB.com

MLB.com/mobile

GAMEDAY
AUDIO



astrosdchouston

ENJOY
**Minute
Maid®**
Smoothies

**Stop by any of these three locations and enjoy
a refreshing Minute Maid® Smoothie!**

MAIN CONCOURSE

Smoothies & More! concession stand at Squeeze Play section 133

CLUB LEVEL

Pizza/Creamery concession at section 227

UPPER CONCOURSE

Dreyer's Ice Cream concession at section 423



Your Hometown Juice Brand!

©2009 The Coca-Cola Company

2009 HOUSTON

Astros

MEDIA GUIDE