



KANSAS CITY ROYALS 1994 MEDIA GUIDE

Jeff Montgomery
1993 American League
Relaids Relief Man
Champion



Greg Gagne
1993 Royals
Player of the Year



Kevin Appier
1993 Royals
Pitcher of the Year

Table of Contents

A.L. Championship Series ..216-219	Farm Club Review240-245
Attendance Records189, 296	Instructors251
Awards198-199	Managers.....246-248
Baseball Writers291	Players.....252-288
Batting	Opening Day Lineups204
All-Time Top 10194-195	Operating Officers.....10-24
A.L. Final, 1993.....171	Opponents228-234
Big Hit Days187	Pitching
Designated Hitting.....175	All-Time Top 10196-197
Hitting Streaks.....186	A.L. Final, 1993.....171
1969-93.....182	Low-Hit Games188
Pinch Hitting.....174	1969-93.....182
Royals Final, 1993172	No-Hitters.....188
Yearly Leaders192	Royals Final, 1993172
Board of Directors5-9	Yearly Leaders193
Club Directory1-2	Player Bios.....34-157
Coaching Staff29-33	Public Relations Directory.....226
Day-by-Day, 1993162-165	Radio and Television.....293-294
Division Series219	Recap, Royals 1993166-169
Fielding Statistics	Records, All-Time Royals ..205-214
A.L. Final, 1993.....171	Roster
1969-93.....182	All-Time.....202-203
1993 By Position.....173	1994.....158-159
Hall of Fame224-225	1994 Non-Roster.....160
Highs and Lows, 1993176	Schedule.....Inside Back Cover
Home Runs183-186	Scouting and
How They Joined the Royals177	Player Development136-238
Ewing Kauffman.....3-4	Scouts239
Kauffman Stadium295-296	Spring Training.....297-300
Rainouts.....294	Standings
Last Time It Happened.....180	K.C. All-Time187
League Leaders, Royals191	Major League, 1993.....170
Manager Hal McRae.....26-27	Streaks190
Media Information290-292	Trades, All-Time200-201
Minor League	Transactions, 1993178-179
Coaches.....249-250	World Series220-223

Boxes of Interest

All-Star Break Record139	Minor League Player-of-Year140
All-Star Game Selections.....88	140Night Game, Definition.....157
Batting-Pitching Qualifications....117	Pinch-Hitter Rule174
Behind the Scenes.....129	Player/Pitcher of the Month.....176
Blown Leads, Biggest51	Position Players as Pitchers87
Clinching Dates.....221	Project STAR.....66
Come From Behind Victories54	Rookie Batting Records132
Curfew, American League.....82	Rookie Pitching Records111
Designated Hitter Rule175	Rookie Qualifications132
Divisional Playoff Pairings.....170	Roster Limitations154
Draft, 1968 Expansion214	Run Support, 1993.....157
Draft, Top June Picks201	Save Percentages, 1993.....136
Extra Inning Record191	Save Rule136
Figuring Baseball Statistics.....152	Starts by Batting Order, 1993.....117
Gold Glove Winners, Royals.....101	Starts by Position, 199328
Grass/Turf Records.....295	Stolen Base Bests.....58
Home/Road Records139	Suspended Game Rule114
Hotels, Road5	10+ Strikeout Games147
Longest Games.....82	300 Hitters.....17
Magic Number52	Ticket Information.....4
Managerial Roster/Records28	Trading Regulations79
Managers Played For.....71	20-Game Winners38
Month-by-Month.....44	Umpire Interview Policy288

Mailing Address

Kansas City Royals
P.O. Box 419969
Kansas City, MO 64141-6969
Royals Stadium (816) 921-2200

Delivery Address

Kansas City Royals
One Royal Way
Kansas City, MO 64129



More publications available at:

www.retroseasons.com/library/

Club Directory

Board of Directors

Gene A. Budig, David D. Glass, Michael E. Herman, Charles L. Hughes, Muriel I. Kauffman, Larry A. Kauffman, Louis W. Smith

Officers

Chairman of the Board—Chief Executive Officer David Glass
President Mike Herman
Executive Vice President & General Manager Herk Robinson
Vice President—Baseball Operations George Brett
Vice President—Administration Dennis Cryder
Vice President Charles Hughes
Vice President—Finance Dale Rohr
Vice President—Public Relations Dean Vogelaar
Vice President—Government & Consumer Affairs Merle Wood

Baseball Operations

Executive Vice President & General Manager Herk Robinson
Vice President—Baseball Operations George Brett
Assistant General Manager Jay Hinrichs
Director—Minor League Operations Bob Hegman
Director—Scouting Art Stewart
Baseball Operations Assistant Dan Glass
Administrative Assistant—Scouting Tony Arango
Administrative Assistant—Minor League Operations .. Muzzy Jackson
Special Assistant to the General Manager Brian Murphy
Special Assignment Scout Larry Doughty
Secretary—Executive V.P. & General Manager Joanne Snow
Secretary—Scouting Karol Kyte
Secretary—Minor League Operations Carol Throne

Public Relations

Vice President—Public Relations Dean Vogelaar
Assistant Director—Public Relations Steve Fink
Assistant Director—Public Relations Barry Holmes
Traveling Secretary David Witty
Secretary—Public Relations Maggie Mistler, Chris Stathos

Administration

Administration & Broadcasting

Vice President—Administration Dennis Cryder
Secretary—Administration Louise Adams
Production Manager Larry Magariel

Marketing

Director—Marketing Mike Behymer
Assistant Director—Marketing Vernice Givens
Marketing Coordinator Kim Wollnik
Secretary—Marketing Kristie Miles

CLUB DIRECTORY Continued

Stadium Operations

Director—Stadium Operations	Tom Folk
Assistant Director—Stadium Operations.....	John Johnson
Secretary—Stadium Operations	Judy VanMeter
Stadium Engineer	Duane Robinson
Assistant Stadium Engineer	Chris Frank
Stadium Operations Associates.....	Byron Clark, Marty Roe Jerry Stoner
Groundskeeper.....	George Toma
Equipment Manager	Mike Burkhalter
Switchboard Receptionist.....	Peggy Pearce
Maintenance	Robert McDowell
Mail Room.....	Pheng Ly

Ticket Office

Director—Ticket Operations	Mike Naughton
Director—Season Tickets	Joe Grigoli
Assistant Director—Ticket Operations/Services.....	D'Anne Carnahan
Group Sales Representative	Marty Collins
Group Sales Coordinator	Jacque Tschirhart
Ticket Office Associate	Betty Bax
Season Ticket Associates.....	Mary Lee Martino, Adele Tompkins

Finance

Vice President—Finance	Dale Rohr
Chief Investment Advisor.....	Judith Elsea
Director—Accounting	Pat Fleischmann
Director—Data Processing	Loretta Kratzberg
Director—Lancer Program.....	Chris Muehlbach
Director—Benefits and Compensation.....	Tom Pfannenstiel
Accountant.....	LaTanya Cooper
Data Processing Associate	Clare Bruno
Secretary—Finance.....	Janet Duncan
Accounting Associates.....	Lee Bixby, Wanda Clark, Luella McCarty

Medical Staff

Team Physician	Steve Joyce
Associate Physicians	Mark Bernhardt, Dan Gurba Thomas Phillips, Charles Rhoades
Trainer.....	Nick Swartz
Assistant Trainer	Steve Morrow

The 1994 Royals Media Guide is a copyrighted publication. Information herein is prepared for use by accredited members of the news media. Those desiring to use this information for commercial purposes should contact the Royals' Public Relations Department. The media guide was edited by Steve Fink, Assistant Director of Public Relations and David Witty, Traveling Secretary with assistance from Geoff Hill, Chris Stathos and Maggie Mistler. Fink, in his 7th season with the Royals, travels frequently with the club and is available to assist with media requests. He is a graduate of Northern Iowa and has a Master's degree from Western Illinois. Witty, in his 8th year with Kansas City, handles team travel and assists in the Public Relations Department. He is a graduate of Kansas State and has a Master's degree from St. Thomas University in Miami.

1994 MEDIA GUIDE © The Kansas City Royals



In Memory

Ewing M. Kauffman 1917-1993



The strength and integrity of Ewing Kauffman's ownership was the cornerstone of success for the Royals during the club's first quarter century.

Since purchasing the club as an expansion franchise in 1968, Mr. K's primary and continuous motivation was to provide winning Major League Baseball for Kansas Citians.

The Royals and all Kansas Citians lost a great leader when Mr. K died at his home on August 1, 1993.

Under Mr. K the Royals developed into one of baseball's most respected and successful franchises. In their 25-year history, the Royals have won six American League Western Division Championships, two American League Pennants and a World Series Championship. Despite playing in baseball's smallest market, the Royals have drawn over two million in home attendance 11 times. The two million figure computes to approximately 165 percent of the Kansas City area population. Mr. K sponsored formation of the Royal Lancers, a group of businessmen and women who have consistently kept Kansas City as a league leader in season ticket sales.

Mr. K was Chairman Emeritus of Marion Merrell Dow Inc., following the December, 1989 merger of Marion and Merrell Dow. He founded Marion Laboratories, a Kansas City based pharmaceutical manufacturing firm, in 1950. He guided Marion from a net profit of \$1,000 in its first year to a diversified health care company with sales of nearly one billion dollars.

Kauffman's life began on a farm near Garden City, Mo., 60 miles southeast of Kansas City. The family moved to Kansas City when he was a youngster. He attended high school and junior college locally, then spent four years in the Navy.

Mr. K gave much personal attention to the Kansas City community. A multi-million dollar Kauffman Foundation to benefit Kansas Citians is in its eighth year. The Kauffman Foundation operates with the mission to research and identify the unfulfilled needs of society and to develop, implement and/or fund breakthrough solutions that have lasting impact and offer people a choice and hope for the future. The Kauffman Foundation is organized into two divisions: Youth Development and the Center for Entrepreneurial Leadership.

Youth Development works to identify and support effective approaches that give youth and their families the best opportunities for positive development. By sponsoring education-based, prevention-based and family and community-based initiatives, the Foundation believes it will leverage its impact to help more youth become productive members of society.

Several youth development programs have been operating in Kansas City for a number of years. They include Project STAR, an alcohol and other drug prevention and community awareness program; Project Choice, an educational support and scholarship

KAUFFMAN Continued

program for low-income youth; Project Essential, a program that helps students develop their own self-esteem; and Project Early, a program to promote early childhood development through families and community systems.

The Center for Entrepreneurial Leadership, Inc. (CEL) sponsors training for adult entrepreneurs and entrepreneurial education opportunities for children and youth from Kindergarten through community college. CEL's goals include researching, identifying and teaching the skills and values that enable entrepreneurs to be successful, introducing young people to the opportunities that come with entrepreneurship and encouraging others to support entrepreneurship.

CEL is actively engaged in learning the skills, experience and education that truly make entrepreneurs successful. As that information is gathered and studied, it will be used to develop new curriculum, training programs and educational approaches for entrepreneurs. CEL also works with businesses, universities, schools and others to encourage a strong community infrastructure that supports entrepreneurs and their growing businesses.

Mr. Kauffman's leadership brought him numerous honors. The Kansas City Press Club voted him Man-of-the-Year in 1973. He was the "Mr. Baseball" honoree at the 1976 and 1991 Kansas City Baseball Awards Dinners, and later was inducted into the Missouri Sports Hall-of-Fame. Mr. K has received the prestigious Horatio Alger Award, the Golden Plate Award from the American Academy of Achievement, the Kansas City Chamber of Commerce "Kansas Citian of the Year" award, and the Distinguished Service Award from the American Legion. In 1986 the Southern Christian Leadership Conference selected Mr. K to receive its annual award based on Marion Laboratories strong support of civil rights causes. In 1989 President George Bush appointed Mr. Kauffman to serve on the President's Drug Advisory Council. In 1991 he was named the Distinguished Kansan of the Year by the Native Sons and Daughters of Kansas. On July 2, 1993 Mr. K was inducted into the Royals' Hall of Fame and the name of the stadium was changed from Royals Stadium to Kauffman Stadium.

Ticket Information

By Mail:	Ticket Office Kansas City Royals P.O. Box 419969 Kansas City, MO 64141-6969
By "Charge Card" Line:	Toll Free: 1-800-422-1969 (Direct to Kauffman Stadium)
For the Hearing Impaired:	(816) 921-5434
For More Information:	(816) 921-8000

Ticket Prices

Club Level Box.....	\$14.00
Field Level Box.....	\$13.00
Plaza Level Reserved.....	\$11.00
View Level (Upper) Box.....	\$10.00
View Level (Upper) Reserved.....	\$9.00
*General Admission.....	\$6.00

*Only available 1 1/2 hours before game at Gates C and D.

Royal Nights--View Level Reserved Seats priced \$4.50 each.

1994 Kansas City Royals Board of Directors

David D. Glass Chairman of the Board



David D. Glass was elected Chairman of the Board of Directors of the Kansas City Royals on September 23, 1993. He will serve as the Royals designated representative at Major League Baseball owners' meetings and serve as the club's Chief Executive Officer.

The President and Chief Executive Officer of Wal-Mart Stores, Inc., Glass joined the company in 1976. Before assuming his position at Wal-Mart, he was general manager of Consumer Markets, a grocery chain in Springfield, Missouri. In his position as Executive Vice President of Finance for Wal-Mart Stores, he administered the overall financial and accounting responsibilities of the company prior to his appointment as Vice Chairman and Chief Financial Officer. He served in this capacity until 1984 at which time he was named President and in 1988 as Wal-Mart's Chief Executive Officer.

Glass has been active in the company's growth from 125 Wal-Mart stores in 1976 to its present operation of approximately 2,000 stores and the addition of Sam's Club, a wholesale division of Wal-Mart, Hypermart*USA/Wal-Mart Supercenters, Bud's Warehouse Outlets, McLane Company, a wholesale grocery distributor and Western Merchandisers. Glass was named the 1986 and 1991 Retailer of the Year by members of the retail industry and in 1989 he was honored as one of the Ten Most Outstanding Business Leaders by the Board of Trustees from the Northwood Institute. Recently he was named Most Admired CEO by *Fortune* magazine.

In addition to serving on the Wal-Mart Executive Committee and Board of Directors, Glass is an active board member for the Bank of Bentonville and Americana Television Network. He also serves as a member of The Business Council.

A native of Mountain View, Missouri, Glass graduated from Southwest Missouri State University in Springfield, Missouri, and serves as an active member of their alumni association. In 1988 the SMSU College of Business was named David D. Glass Hall in honor of his support and dedication to higher education.

Glass and his wife, Ruth, are the parents of three children and five grandchildren.

1994 Royals Road Headquarters

City	Hotel	Telephone
Baltimore	Stouffer Harbor Place	(410) 547-1200
Boston	Marriott Copley Place	(617) 236-5800
California	Doubletree at The City	(714) 634-4500
Chicago	The Westin	(312) 943-7200
Cleveland	Marriott Society Center	(216) 696-9200
Detroit	Ritz-Carlton Dearborn	(313) 441-2000
Milwaukee	The Pfister	(414) 273-8222
Minnesota	Marriott City Center	(612) 349-4000
New York	Grand Hyatt	(212) 883-1234
Oakland	Airport Hilton	(510) 635-5000
Seattle	Crowne Plaza	(206) 464-1980
Texas	Arlington Marriott	(817) 261-8200
Toronto	Hilton International	(416) 869-3456

Michael E. Herman President



Mike Herman was elected President of the Kansas City Royals Baseball Club by the Board of Directors on September 23, 1993. As president he will attend the Major League Baseball owners' meetings.

Herman is the past President and Chief Operating Officer for the Kauffman Foundation and currently is a Member of the Board of Directors for the Foundation, serving on the Entrepreneurial Development Committee. He is a Trustee for the Major League Baseball Retirement Plan and the Kansas City Royals Baseball Team Profit Sharing Plan. Mr. Herman is also a member of the Board of Directors of Boatman's First National Bank of Kansas City, Janus Capital Corporation, Seafield Capital, Home Office Reference Laboratory and Grouon Pharmaceuticals.

Herman earned his degree in Metallurgical Engineering from Rensselaer Polytechnic Institute and his MBA from the University of Chicago. He was a founding partner of Dryden Co., a private investment banking firm in New York. Prior to that, Herman was a Vice President of Laird, Inc., Investment Bankers in New York City. He joined Marion Labs as Vice President of Finance and then was named a Director of the Corporation. Herman became the Executive Vice President and Chief Financial Officer of Marion. He served as Chairman of the Board of Tanabe-Marion Labs., Inc. and is a member of the Board of Directors of Marion Labs and Nordic Labs.

Herman's wife's name is Karen and they have two children, Jolyan and Brooks.

Gene A. Budig



University of Kansas Chancellor Gene A. Budig is a teaching chancellor. He has taught at least one course every semester for the past 28 years. A professor of higher education and of journalism, he has written more than 70 articles for scholarly publications. He has edited several major books on higher education.

His credentials as an academic administrator are impressive. He has headed three major state universities: Kansas, West Virginia and Illinois State, each with enrollments exceeding 22,000 students. Over the past 21 years he has been responsible for the educational programs of more than 490,000 students and the administration of nearly \$8.1 billion in educational funds.

BOARD OF DIRECTORS Continued

The 55-year old Nebraska native has received a number of national honors in recent years. *Change Magazine*, in cooperation with the American Council on Education, selected him as one of the top 100 young leaders in American higher education. He was named by the President of the United States to the 20 member Intergovernmental Council on Education from more than 1,100 candidates. Phi Delta Kappa selected Budig as one of the 75 young men and women who represented the best in educational leadership, research and service in the United States and Canada. He was voted one of the 10 most influential Kansans in a survey conducted by the Harris News Service in the Spring of 1986. He was the Chairman of the Council of Presidents for the Big Eight Conference from 1987-88. The Topeka Capital Journal named him a Kansan of Distinction for 1992.

With Budig serving as Chancellor, the University raised a record \$550 million from private sources for academic program enrichment. The number of distinguished professorships was more than doubled and private funding for scholarships and fellowships increased by nearly 80 percent.

Chancellor Budig was active in the Air National Guard for more than 29 years. A major general, he was the Assistant to the Chief of the National Guard Bureau, retiring in 1992.

He received all three of his academic degrees from the University of Nebraska. He and his wife, Gretchen, have one son, Christopher, and two daughters, Mary Frances and Kathryn.

Charles L. Hughes



Charles Hughes' association and contributions to the Kansas City Royals cover the life of the organization. He and Mrs. Kauffman remain as the only charter members of the Royals Board of Directors named January 15, 1968.

Hughes was present for the Royals Expansion Draft, October 15, 1968 and has participated in each of the club's 25 major league spring training camps. He served as Secretary for the Board from his appointment in 1968 until January of 1989. He is an active and charter member of the Royal Lancers and serves as a member of the Board of Directors for the Ewing M. Kauffman Foundation.

Hughes is a retired associate of Marion Laboratories where he started on the ground floor with Mr. K when the company was founded in March of 1952. He spent two years as a salesman before becoming Director of Personnel. In July of 1962, Hughes was appointed to the Marion Board of Directors and as Corporate Secretary. He remained as Corporate Secretary until October of 1971 and as a Board member until November of 1989. He served as an independent consultant to Marion from 1971-1989.

Hughes is a native of Versailles, MO and attended the University of Missouri. He is a veteran of the Navy having served in the South Pacific in World War II. He and his wife, Marjorie, live in Lee's Summit, MO and have a daughter, Cynthia.

Larry A. Kauffman



Larry A. Kauffman is an entrepreneur with an avid personal and professional interest in baseball. The son of Ewing M. Kauffman, Larry is a partner with his wife, Nancy, in the K&E Baseball Academy in South Kansas City.

The K&E Baseball Academy offers young people instruction in baseball and softball by former professional and college baseball players, indoor batting cages and pitching tunnels, a pro shop, and summer baseball and softball camps.

A lifelong resident of the Kansas City area, Kauffman was graduated in 1964 from Wentworth Military Academy in Lexington, Missouri and served for three years in the United States Army. He was in the construction business for about 15 years, then owned an automotive parts and repair business in Peculiar, Missouri for seven years.

The Kauffmans have two sons, who are both active in sports. George graduated from Raymore-Peculiar (MO) High in 1993 and is a freshman baseball player at Stetson University in De Land, Florida. Cory is a sophomore at Ray-Pec and is on the tennis and football teams. Larry has two grown children from a previous marriage, John and Lisa, who also live in the Kansas City area.

The Kauffmans live in Kansas City, MO. Kauffman enjoys raising cattle and fishing for bass, as well as participating in the children's activities.

Muriel I. Kauffman



Muriel I. Kauffman, the First Lady of the Royals and a member of the club's Board of Directors, has a distinguished business career and, like Mr. K, has devoted much of her life to helping others. She now is Chairman of the Board of her own foundation, the Muriel McBrien Kauffman Foundation.

Mrs. K is a graduate of Ontario Ladies College and of McMaster University in Canada where she earned a degree in economics and finance. McMaster University granted her an Honorary Doctor of Law degree in recognition of her distinguished business career and her humanitarian contributions. On June 1, 1985, McMaster selected Muriel Kauffman as the "Most Outstanding Graduate in the Last 50 Years."

BOARD OF DIRECTORS Continued

Mrs. K served as Marion's treasurer for 20 years and on the company's Board of Directors from 1982-89. She was named a Director of United Missouri Bank of Kansas City, the first woman elected to a major Kansas City bank board, and the third woman to be named to the board of any major bank in the United States. She is a trustee of the University of Missouri, a trustee of the Conservatory of Music, a Director of the Kansas City Symphony, on the Board of the Symphony Foundation, a Fellow of the Nelson-Atkins Museum of Art, and is on the new Board of Trustees of the Kansas City Ballet as Chairman. She was voted "Kansas City Business Person of the Year," the first woman to be so honored.

Louis W. Smith



Louis W. Smith became President of the Kansas City Division of AlliedSignal Inc. in April, 1990. The Kansas City Division produces and procures non-nuclear electrical, electronic, electromechanical, mechanical, plastic and metal components for nuclear weapons under a prime contract for the U.S. Department of Energy. The Kansas City Division has approximately 4,500 employees and is one of the largest employers in Kansas City.

Smith joined the company in 1966 as an associate engineer. Subsequent positions at the Kansas City Division included supervisory engineer, manager of tool and test equipment engineering, director of program management and assistant general manager. In 1986, Smith was named vice president, production operations, Bendix Aerospace Sector headquarters in Arlington, VA; and, in 1988, vice president, manufacturing, AlliedSignal Aerospace Company in Torrance, CA. He was named assistant general manager, administration, of the Kansas City Division in 1989.

Smith holds a bachelor of science degree in electrical engineering from the University of Missouri-Rolla and a master of business administration degree from the Rockhurst College Executive Fellows program. He also has done postgraduate work at the University of Kansas.

He serves on the board of directors of the Ewing Marion Kauffman Foundation, Western Resources, Commerce Bank of Kansas City, Greater Kansas City Chamber of Commerce, Midwest Research Institute, Civic Council of Greater Kansas City, and The Learning Exchange. He serves on the executive committee of the Kansas City Area Development Council and the Rockhurst College board of trustees. A member of several University of Missouri-Rolla and University of Kansas committees, Smith is immediate past chairman of the corporate development council and a member of the Academy of Electrical Engineering at the University of Missouri-Rolla, and a member of the University of Kansas School of Engineering advisory board.

Smith and his wife, Sharon, have four grown children.

1994 Kansas City Royals Operating Officers

Spencer T. "Herk" Robinson **Executive Vice President and** **General Manager**



Herk Robinson, in his 25th season with the Royals, has played an integral role in the development and success of the organization. He was named Executive Vice President and General Manager of the club October 10, 1990, assuming the responsibility for the club's day-to-day operation.

Robinson and the late Joe Burke are the only executives to have worked in virtually every aspect of the club's baseball and administrative operations. Robinson joined the club in December of 1969 as Assistant Scouting Director. He was promoted to Director of Stadium Operations in 1973, named Vice President in 1975 and Executive Vice President for Administration in 1981. This background has provided a solid foundation for his key leadership role.

In his three-year stint as GM, Robinson and his staff have been very active in reshaping the organization's major and minor league operations. The emphasis has focused on a rededication in scouting and signing amateur players while continuing with a strong player development program, and by improving the club through key trades and acquisitions.

Robinson jumped right into the firing line to put the Royals back into contention. Key players acquired during his tenure include David Cone, Greg Gagne, Jose Lind, Gary Gaetti, Wally Joyner, Felix Jose, Keith Miller, Stan Belinda and Vince Coleman.

Prior to joining the Royals he worked for the Cincinnati Reds (1962-67) and the Baltimore Orioles (1968).

Born June 25, 1940, Robinson attended the University of Miami (FL) and Washington University (St. Louis). He and his wife Kathy, and daughters, Ashley and Amanda, reside in Leawood, KS.

Dale Rohr **Vice President—Finance**



Dale Rohr is Vice President-Finance and as the club's top financial officer is involved in virtually all facets of the organization. He officially serves as secretary for the club.

Rohr joined the Royals in July of 1974 as Controller and was appointed to a vice-president position in November of 1980. In January of 1989, his title was changed to Vice President—Finance.

Rohr was born May 27, 1947 in Denver but grew up in the Kansas City area where he attended Bishop Miege High. He received a degree in Accounting from Kansas State in 1970.

Rohr and his wife, Mary, and children Tommy and Julie, reside in Leawood, KS.

Dean Vogelaar

Vice President—Public Relations



Dean Vogelaar serves as Vice President—Public Relations for the Royals and is the senior public relations representative in the American League. Primary areas of responsibility for the Public Relations Department include media relations, publicity, publications and community relations.

Vogelaar has been a member of the Royals' front office staff since June of 1973. He joined the club as an assistant to the Public Relations Director specifically working on arrangements for the Major League Baseball All-Star Game in Kansas City (July, 1973). He was named Assistant Director of Public Relations/Traveling Secretary in December of 1974 and Director of Public Relations in the fall of 1975. Vogelaar was named to his current position in October of 1985.

Born August 30, 1947, Vogelaar is a native of Littleton, CO. He received his Bachelor of Science degree and Master of Arts degree in Communications/Public Relations from Central Missouri State University (1969 and 1971). He served as Sports Information Director for the university from 1970-73. He also attended Highland (KS) Community College and was a football letterman at Highland and CMSU.

Vogelaar and his wife, Cathy, live at Lake Lotawana, MO. They have a son, Gary, and two daughters, Deana and Reschille.

Dennis Cryder

Vice President—Administration



Vice President—Administration Dennis Cryder has been a member of the Royals' executive staff since joining the club in August of 1983.

Cryder's responsibilities were expanded to include administration in September of 1991 as he oversees stadium operations, ticket operations, marketing, broadcasting and the Stadium Club. He joined the staff as Director of Marketing and Broadcasting and was promoted to Vice President in December of 1987.

Prior to joining the Royals, Cryder spent seven years at the National Collegiate Athletic Association (NCAA) in Mission, KS where he was Director of Productions and Development. During his tenure with the NCAA, his responsibilities focused on production and broadcasting.

Cryder, born October 29, 1951 in Tupelo, MS, graduated from Southern Mississippi in 1973 with a Bachelor of Science Degree in Communications and a minor in Advertising/Journalism.

Cryder and his wife Deborah live in Lenexa, KS with their three sons, Sterling, Spencer and Stuart.

#5 George Brett



Position: Vice President-Baseball Operations

Ht.: 6-0 **Wt.:** 205

Bats: Left **Throws:** Right

Age: 40

Born: 5-15-53 in Glen Dale, WV

Resides: Mission Hills, KS

Full Name: George Howard Brett

Married: Leslie

Children: Jackson (3-8-93)

Acquired: Selected in 2nd round of 1971 June Free Agent Draft

M.L. Service: 20 years, 21 days.

1993 Notes: George put the final touches on the greatest career in Kansas City Royals history...was used exclusively in the designated hitter role...belted 19 home runs, his high since 1988 and drove in a team-leading 75 runs, most since 1990...belted his 300th career home run at Cleveland on May 13 off Mark Clark... stole his 200th career base on August 29 vs. Boston, becoming just the 3rd player in history, along with Hank Aaron and Willie Mays, to have 3,000 career hits, 300 home runs and 200 stolen bases (Dave Winfield later made it a foursome)...stroked his 2,000th career single on August 8 vs. Oakland...hit in a season-high 12 straight games from September 13-26, going 19-for-50, .380, during the hot stretch...earned American League Player-of-the-Week honors for September 20-26 and was the Royals September Player-of-the-Month...announced his retirement on September 25...had his best game of the season the next day, belting 2 home runs including the game-winner in the 10th and drove in 5 in a 9-8 win over California...also had 2 home runs in the July 24 game at Detroit...produced a trio of 4-hit games: June 13 vs. Chicago; in the first game of the July 26 doubleheader vs. Texas; and vs. Boston on August 29...collected an RBI in 7 straight games from May 28-June 4...homed in 3 straight games from July 30-August 1...stroked a game-tying RBI single in his final at-bat in Kansas City on September 29 off Cleveland's Jeremy Hernandez...collected the final hit of his career at Texas on October 3 off Tom Henke in his final at-bat...first child, Jackson, was born on March 8...named Vice President-Baseball Operations upon his retirement.

Career Notes: George has won Royals Player-of-the-Year honors 8 times: 1975, '76, '79, '80, '85, '88, '90 and '92 and has been invited to 13 All-Star Games...is the club career leader in every offensive category except stolen bases...finished his career with a .305 batting average, collecting 3,154 career hits (11th on the all-time list) in 10,349 at-bats (11th) over 2,707 games (19th)...notched 5,044 total bases (12th) including 1,119 extra-base hits (10th)...had 665 doubles (5th) and 317 home runs (T57th)...scored 1,583 runs (36th) while collecting 1,595 RBI (T22nd)...is the only player in history to have 3,000 hits, 300 home runs, 600 doubles, 100 triples and 200 stolen bases...joins Aaron, Musial, Yastrzemski, Mays, Kaline and Winfield as having 3,000 hits and 300 home runs...has been named American League Player-of-the-Week 12 times, most of any player since they started the award in 1974...led the league in average (3 times), hits (3 times), total bases (twice), doubles (twice), triples (3 times), on-base pct. and

BRETT Continued

slugging pct. (3 times)...has 11 seasons of a .300 or better average and 4 seasons with 100 or more RBI...topped the 20 home run plateau 8 times, most in club history...voted the A.L. MVP in 1980 and was 2nd to Don Mattingly in 1985...his 20 years, 21 days of service tops the current list for continuous service with 1 club... logged the longest hitting streak in club history in 1980 at 30 games...holds the A.L. record for most intentional walks received in a career (229)...has played more games on artificial turf (1,607) than any other player in American League history...Pete Rose (1,815) is the all-time leader...collected his 3,000th hit on September 30, 1992, becoming the 18th player to reach that plateau...became the 1st player to win batting titles in 3 decades (1976, 1980 and 1990) and the 3rd oldest player behind Ted Williams and Honus Wagner to win a batting crown when he hit .329 in 1990...won the Rawlings Gold Glove award in 1985 as the league's top defensive 3rd baseman...had a hit off 661 different pitchers and a home run off 211 different hurlers.

Brett's Milestone Hits

No.	Date	Opponent	Pitcher	Hit
1	August 2, 1973	at Chicago	Stan Bahnsen	Single
100	Sept. 3, 1974	vs Chicago	Jack Kucek	Single
500	August 22, 1976	at Milwaukee	Jim Slaton	Single
1000	July 23, 1979	at Texas	Ferguson Jenkins	Single
1500	August 29, 1982	at Chicago	LaMarr Hoyt	Single
2000	May 25, 1986	vs Chicago	Joel Davis	Single
2500	Sept. 8, 1989	vs Minnesota	Roy Smith	Single
3000	Sept. 30, 1992	at California	Tim Lincecum	Single
3154	October 3, 1993	at Texas	Tom Henke	Single

1992--took aim on 3,000 career hits during the season's final week...after missing 2 straight games with a sore left shoulder (the first games he missed all season due to injury), history was made on September 30 at California...logged a 4-hit game including a 7th inning single off Tim Fortugno for career hit number 3,000...reaching the mark earned him A.L. Player-of-the-Week honors...finished the season tied for the club lead with 152 games played and a .285 average...honored for the 8th time as the Les Milgram Royals Player-of-the-Year...collected career double number 600 at Oakland on April 9 off Ron Darling...belted his 7th career inside-the-park home run vs. Chicago on September 6, his only Kansas City round tripper...was the Royals starting 3rd baseman on June 15 at Minnesota, his 1st appearance at the hot corner since August 9, 1990 and his 1st start there since May 15, 1987...logged the most hits (147) and the most triples (4) by a designated hitter in the league...honored along with Robin Yount as the recipients of the Joe Cronin Award for "significant achievement in a season."

1991--missed a month of the season (April 23-May 23) with a partial tear of the medial collateral ligament in his right knee...did not play in the field again after the injury...belted 2 home runs vs. Detroit on July 21, the 14th 2-home run game and 16th career multi-home run game of his career...recorded his 2,800th hit at Boston on August 17...laid down a sacrifice bunt at Minnesota on September 18, his 1st sac bunt since April 28, 1979.

1990--won the A.L. batting title and his 3rd career Silver Bat with a .329 average...became the 1st player to win batting titles in 3 decades (1976, 1980 and 1990) and the 3rd oldest player behind Ted Williams and Honus Wagner to win a batting crown...named the Royals Player-of-the-Year...led the league in multiple-hit games (59), tied for 1st in doubles (45), was 3rd in extra base hits (66),

BRETT Continued

tied for 4th in on-base pct. (.387), 5th in slugging (.515), tied for 5th in hits (179) and tied for 7th in total bases (280)...was hitting .200 on May 7 and was a .267 hitter at the All-Star break...batted .388 during the season's 2nd half and hit .356 after May 7...named the A.L.'s Player-of-the-Month for July (.388, 6 HR, 24 RBI) and the Player-of-the-Week for July 16-22 (13-for-25, .520)...hit for the cycle for the 2nd time in his career, at Toronto July 25...set a club record with 7 hits in a twinbill vs. Milwaukee August 10...made 1st start in rightfield since 1983.

1989--logged career hit number 2,400 on April 7 and reached the 2,500 plateau on September 8...notched RBI #1,300 at Baltimore September 16 and scored his 1,300th run at Oakland September 30...belted his 500th double at Boston July 26...stole 3 bases in a game for the 1st time in his career, April 12 vs. Baltimore...tore the medial collateral ligament in his right knee April 29 vs. Milwaukee and missed 35 games.

1988--led the club with a .306 average and 103 RBI, earning Royals Player-of-the-Year honors...selected to *The Sporting News* Silver Slugger team for the 3rd time as the league's top offensive 1st baseman and was named to *The Sporting News'* A.L. All-Star team...was among the league's top 10 finishers in RBI (6th), doubles (T2nd), walks (T7th), extra-base hits (T4th), on-base percentage (7th), total bases (4th), slugging percentage (10th), and multiple-hit games (T6th)...played in 157 games, his high mark since the 1976 season, while belting a team-high 42 doubles...was the league's 5th best road hitter with a .318 average and was the top DH with a .333 mark...had 3 2-home run games...selected to play in his 13th consecutive All-Star Game...named the A.L. Player-of-the-Week for July 18-24 after hitting .414 with 3 homers and 9 RBI.

1987--after spending 13 years as the Royals' regular 3rd sacker, George made the switch across the diamond as KC's 1st baseman in 1987...began the season by playing 8 games at 3rd before suffering through a pair of injuries that limited him to 115 games...had his streak of 11 consecutive All-Star Game starts snapped but was still named to the A.L. squad...did not attend due to a sore right shoulder...registered a team-high 16-game hitting streak from July 26-August 12.

1986--an injured right shoulder (sprained ligaments and rotator cuff along with bursitis) cost George 42 games...injured the shoulder July 1 while diving for a ground ball at Seattle...had played in each of the club's 77 games prior to the injury...missed the next 12 games...reinjured the shoulder on August 29 again diving for a ground ball at Milwaukee...underwent surgery November 18 in Los Angeles...Drs. Frank Jobe and Lewis Yocum performed the operation, which entailed the removal of a folded piece of cartilage along with a small piece of the clavicle from his right shoulder...led the club in hitting for the 8th time in his career...also paced the club in walks, slugging percentage (.481) and on-base percentage (.401)...logged career hit No. 2,000, career home run No. 200 and career RBI No. 1,000...became only the 7th active player to attain those milestones...his 2,000th hit was a 4th-inning single off Chicago's Joel Davis May 25 at Royals Stadium...became the 158th major league player to check in at the 2,000-hit plateau...connected for his 200th home run (which resulted in his 1,000th RBI) off Texas' Mitch Williams on June 1...registered 5th career 5-hit game and 1st since 1980, June 10 vs. Seattle (5-for-5, 3 runs, a double and an RBI)...voted by the fans to his 11th consecutive All-Star game starting berth.

BRETT Continued

1985--won his 1st Rawlings Gold Glove award, finished 2nd in the league batting race, total bases (322), on-base percentage (.436) and extra-base hits (73)...led the league in slugging percentage (a club-record .585) and ranked in the top 5 in walks (3rd with 103), doubles (5th-38), runs (5th-108), RBI (5th-112) and GWRBI (3rd-16)...the .335 batting average was the 2nd-highest of his career and the 30 home runs were a career-best...also came within 2 intentional walks of tying Ted Williams' A.L. record of 33 in 1957...was leading the league in hitting at the All-Star Break with a .357 average...culminated his spectacular campaign by earning MVP recognition in the ALCS vs. Toronto...batted .348 (although he hit safely in only 3 of the 7 games) with 7 walks and set a number of ALCS/LCS career records: runs (LCS)-22; hits (ALCS)-35; triples (LCS)-4; total bases (LCS)-75; extra-base hits (LCS)-18; and slugging percentage (LCS)-.728...his hot-hitting continued in the '85 World Series as he hit .370 (10-for-27) with 4 walks, 5 runs scored and a .452 on-base percentage--tops in the '85 Fall Classic.

1984--played just 104 games in his most injury-plagued campaign...missed the first 33 games with a slight tear in the medial collateral ligament in his left knee...was sidelined for 23 games (Aug. 20-Sept. 12) with a torn hamstring.

1983--struck the now famous "Pine Tar Home Run," July 24 vs. New York at Yankee Stadium off Rich Gossage...it came with 2 out in the 9th inning with the Royals trailing 4-3...the shot into the right-field seats provided the Royals with a 5-4 victory (U.L. Washington was on base via a single)...the Royals' final out (Hal McRae struck out) and the Yankees' half of the 9th was completed on August 18.

1982--collected his 1,500th hit with a 5th-inning single off LaMarr Hoyt, August 29 at Comiskey...played a dozen games in leftfield making 11 starts.

1981--won the Gillette Trophy as he received the most votes among major league players in the balloting for the All-Star Game.

1980--named *The Sporting News*' Man-of-the-Year and was the A.L. MVP...paced the league in 3 departments and ranked among the top 10 in 5 others despite missing 45 games with assorted injuries...his league-leading (and career-best) .390 average was the highest in the majors since 1941 when Ted Williams hit .406, and equalled the highest average ever by a 3rd baseman (John McGraw hit .390 for Baltimore in 1899)...also led the A.L. in slugging (.664) and on-base percentage (.461)...became only the 17th player in major league history to eclipse the 100-RBI plateau and average at least 1 RBI per game with 118 RBI in 117 games...hit safely in 63-of-72 games at a .420 clip (118-for-281) with 54 runs, 16 home runs and 77 RBI after the All-Star break...became the 15th player in A.L. history and 1st Royal to hit in 30 or more consecutive games by putting together a 30-game hitting streak from July 18-August 18...hit .467 (57-for-122) with 6 homers and 42 RBI during the streak...streak was snapped by Texas' John Matlack...went above the .400 mark (.401) on August 17 and was above the magical plateau as late as September 19 (.400)...high-water mark of .407 occurred after a 5-for-5 outing at Milwaukee, August 26...hit 2 home runs in the ALCS against the Yankees, including a dramatic 3-run shot off Rich Gossage in Game 3 that secured KC's 1st A.L. pennant...capped the year with a .375 World Series showing against Philadelphia.

1979--selected as baseball's Player-of-the-Year by both *Baseball Digest* and *Baseball Bulletin*...finished 3rd for the league MVP honor...tied or set 14 club records...became only the 5th player in history to join the 20-20-20 club for doubles, triples and home

BRETT Continued

runs...the only other A.L. player to accomplish the unusual triple-20 club was Cleveland's Jeff Heath in 1941...Chicago's Frank Schulte was the 1st player to turn the trick in 1911 and was joined by Jim Bottomley of the Cardinals in 1928 and Willie Mays in 1957...hit 3 home runs in a game at Texas, July 22...hit for the cycle and belted 2 home runs in KC's 5-4, 16-inning triumph over Baltimore at Royals Stadium May 28.

Brett's 30-Game Hitting Streak July 18-August 18, 1980

Date	Opp.	AB	R	H	2B	3B	HR	RBI	Season AVG.
7/18	at N.Y.	5	1	4	0	0	1	4	.377
7/19	at N.Y.	5	1	2	1	0	0	2	.377
7/20	at N.Y.	4	0	1	1	0	0	3	.375
7/21	vs Chi.	3	0	2	0	0	0	0	.379
7/22	vs Chi.	4	0	1	0	0	0	0	.377
7/23	vs Chi.	5	2	2	1	0	1	1	.377
7/24	vs Chi.	4	1	2	0	0	0	2	.379
7/25	vs N.Y.	3	0	1	0	1	0	1	.379
7/26	vs N.Y.	4	0	1	1	0	0	2	.377
7/27	vs N.Y.	5	0	1	0	1	0	2	.373
7/29	vs Bos.	5	4	4	2	0	1	1	.382
7/30	vs Bos.	2	0	2	0	0	0	1	.386
7/31	vs Bos.	3	2	2	0	0	0	1	.390
8/01	at Chi.	4	0	1	0	0	0	1	.388
8/02	at Chi.	5	1	2	0	0	0	0	.388
8/03	at Chi.	4	0	1	0	0	0	0	.386
8/04	at Det.	4	1	1	0	0	1	1	.384
8/05	at Det.	3	1	1	0	0	1	3	.383
8/06	at Det.	4	2	2	0	0	0	1	.385
8/08	at Tor.	4	1	2	0	0	0	2	.386
8/08	at Tor.	3	1	2	1	0	0	0	.389
8/09	at Tor.	5	0	1	0	0	0	1	.386
8/10	at Tor.	5	2	3	1	0	0	1	.390
8/11	vs Bal.	4	0	1	0	0	0	0	.388
8/12	vs Bal.	4	1	2	0	1	0	1	.389
8/13	vs Bal.	4	0	2	0	0	0	1	.391
8/15	vs Tor.	4	1	1	0	0	1	3	.389
8/16	vs Tor.	4	2	3	0	0	0	2	.394
8/17	vs Tor.	4	1	4	1	0	0	5	.401
8/18	at Tex.	5	3	3	0	0	0	0	.404
Totals	30 Gms.	122	28	57	9	3	6	42	.467

1978--turned in a brilliant ALCS performance against New York, finishing the 4-game match-up (KC lost 3-1) with a .389 average (7-for-18) including a record-setting 3-home run outing off Jim "Catfish" Hunter in Game 3 at Yankee Stadium, October 6.

1977--was the toughest player in the A.L. to strikeout as he fanned only 24 times in 564 at bats (1 every 23.5 at bats).

1976--collected 3 hits on the final day of the season against Minnesota to win his 1st league batting title in a showdown with teammate Hal McRae and 5-time defending champion Rod Carew...finished with a .333 average and also led the league in hits (215), triples (14), total bases (298) and at bats (645)...went 111 at bats (July 1-30) without striking out.

Brett's Six Consecutive Three-Hit Games May 8-13, 1976

Date	Opp.	AB	R	H	2B	3B	HR	RBI
5/8	at Bal.	4	1	3	0	0	0	0
5/9	at Bal.	5	1	3	0	0	0	0
5/10	vs Min.	5	0	3	1	0	0	0
5/11	vs Min.	3	0	3	0	0	0	1
5/12	vs Min.	5	3	3	0	0	0	1
5/13	vs Chi.	4	4	3	0	0	1	1
6-Game Totals		26	9	18	1	0	1	3

BRETT Continued

1975--collected 11 consecutive hits off California's Ed Figueroa and ended the season with an .857 average vs. the righthander (12-for-14).

1974--opened the season at Omaha...recalled for good on May 3 after Paul Schaal was traded to California...batted .340 and hit safely in 40 of his final 53 games that season...1st big-league home run occurred May 8 off Ferguson Jenkins at Texas...named to the All-Rookie team by *Baseball Digest* and finished 3rd in the voting for A.L. Rookie-of-the-Year.

1973--purchased from Omaha on August 2 when Paul Schaal was injured...made his major league debut that night at Chicago...was 20 years, 2 months and 18 days old, the youngest Royal to make an appearance until Clint Hurdle arrived in 1977...lined out to Stan Bahnsen in his initial big-league at bat...1st hit came in the 4th as he singled to left off Bahnsen...optioned back to Omaha, August 14...recalled September 3.

Minor League & Miscellaneous Notes: George was KC's 2nd-round selection in the 1971 June Free Agent Draft...named the shortstop on the 1971 All-Pioneer League squad and National Association All-Rookie team...selected to the American Association All-Star team and received all-league honors in 1973...a two-sport letterman (football and baseball) at El Segundo (CA) High, he was named to the school's Hall-of-Fame, October 30, 1986...was a 3-time El Segundo Punt, Pass and Kick champion as a youth...is the younger brother of former major league pitcher Ken Brett...George, Ken and brothers, John and Bobby (both former minor league players), own 2 minor league baseball clubs, Spokane (WA) in the Northwest League and Riverside in the California League and a hockey franchise in Spokane.

Royals .300 Hitters

The Royals 25-year history has produced 10 different .300 hitters as the magical .300 plateau has been reached 33 times. George Brett has hit .300 on 11 different occasions to head the exclusive list. Kansas City has had a .300 hitter in 19 of the 25 seasons.

1969-- none	1981-- George Brett, .314
1970-- Lou Piniella, .301	Willie Wilson, .303
1971-- Amos Otis, .301	1982-- Willie Wilson, .332
1972-- Lou Piniella, .312	Hal McRae, .308
Richie Scheinblum, .300	George Brett, .301
1973-- Amos Otis, .300	1983-- Hal McRae, .311
1974-- Hal McRae, .310	George Brett, .310
1975-- George Brett, .308	1984-- Hal McRae, .303
Hal McRae, .306	Willie Wilson, .301
1976-- George Brett, .333	1985-- George Brett, .305
Hal McRae, .332	1986-- none
1977-- George Brett, .312	1987-- Kevin Seitzer, .323
Al Cowens, .312	Danny Tartabull, .309
1978-- none	1988-- George Brett, .306
1979-- George Brett, .329	Kevin Seitzer, .304
Willie Wilson, .315	1989-- none
1980-- George Brett, .390	1990-- George Brett, .329
Willie Wilson, .326	1991-- Danny Tartabull, .316
John Wathan, .305	1992-- none
	1993-- none

Did You Know...

There are only seven third basemen in the Baseball Hall of Fame:

Frank Baker
Jimmy Collins

George Kell
Fred Linstrom
Eddie Mathews

Brooks Robinson
Pie Traynor

BRETT Continued

YEAR	CLUB	AVG.	G	AB	R	H	2B	3B	HR	RBI	BB	SO	SB
1971	Billings	.291	68	258	44	75	8	5	5	44	32	38	3
1972	San Jose	.274	117	431	66	118	13	5	10	68	53	53	2
1973	Omaha	.284	117	405	66	115	16	4	8	64	48	45	3
	KANSAS CITY	.125	13	40	2	5	2	0	0	0	0	5	0
1974	Omaha	.266	16	64	9	17	2	0	2	14	6	1	1
	KANSAS CITY	.282	133	457	49	129	21	5	2	47	21	38	8
1975	KANSAS CITY	.308	159	*634	84	*195	35	+13	11	89	46	49	13
1976	KANSAS CITY	*.333	159	*645	94	*215	34	*14	7	67	49	36	21
1977	KANSAS CITY	.312	139	564	105	176	32	13	22	88	55	24	14
1978	KANSAS CITY	.294	128	510	79	150	*45	8	9	62	39	35	23
1979	KANSAS CITY	.329	154	645	119	*212	42	*20	23	107	51	36	17
1980	KANSAS CITY	*.390	117	449	87	175	33	9	24	118	58	22	15
1981	KANSAS CITY	.314	89	347	42	109	27	7	6	43	27	23	14
1982	KANSAS CITY	.301	144	552	101	166	32	9	21	82	71	51	6
1983	KANSAS CITY	.310	123	464	90	144	38	2	25	93	57	38	0
1984	KANSAS CITY	.284	104	377	42	107	21	3	13	69	38	37	0
1985	KANSAS CITY	.335	155	550	108	184	38	5	30	112	103	49	9
1986	KANSAS CITY	.290	124	441	70	128	28	4	16	73	80	45	1
1987	KANSAS CITY	.290	115	427	71	124	18	2	22	78	72	47	6
1988	KANSAS CITY	.306	157	589	90	180	42	3	24	103	82	51	14
1989	KANSAS CITY	.282	124	457	67	129	26	3	12	80	59	47	14
1990	KANSAS CITY	*.329	142	544	82	179	+45	7	14	87	56	63	9
1991	KANSAS CITY	.255	131	505	77	129	40	2	10	61	58	75	2
1992	KANSAS CITY	.285	152	592	55	169	35	5	7	61	35	69	8
1993	KANSAS CITY	.266	145	560	69	149	31	3	19	75	39	67	7
M.L. Totals		.305	2707	10349	1583	3154	665	137	317	1595	1096	907	201

*Led League +Tied for League Lead

DIVISION SERIES RECORD

YEAR	CLUB, OPP.	AVG.	G	AB	R	H	2B	3B	HR	RBI	BB	SO	SB
1981	K.C. vs. Oak.	.167	3	12	0	2	0	0	0	0	0	0	0

LEAGUE CHAMPIONSHIP SERIES RECORD

YEAR	CLUB, OPP.	AVG.	G	AB	R	H	2B	3B	HR	RBI	BB	SO	SB
1976	K.C. vs. N.Y.	.444	5	18	4	8	1	1	1	5	2	1	0
1977	K.C. vs. N.Y.	.300	5	20	2	6	0	2	0	2	1	0	0
1978	K.C. vs. N.Y.	.389	4	18	7	7	1	1	3	3	0	1	0
1980	K.C. vs. N.Y.	.273	3	11	3	3	1	0	2	4	1	0	0
1984	K.C. vs. Det.	.231	3	13	0	3	0	0	0	0	0	2	0
1985	K.C. vs. Tor.	.348	7	23	6	8	2	0	3	5	7	5	0
L.C.S. Totals		.340	27	103	22	35	5	4	9	19	11	9	0

WORLD SERIES RECORD

YEAR	CLUB OPP.	AVG.	G	AB	R	H	2B	3B	HR	RBI	BB	SO	SB
1980	K.C. vs. Phi.	.375	6	24	3	9	2	1	1	3	2	4	1
1985	K.C. vs. St.L.	.370	7	27	5	10	1	0	0	1	4	7	0
W.S. Totals		.373	13	51	8	19	3	1	1	4	6	11	1

ALL-STAR GAME RECORD

YEAR	CLUB, SITE	AVG.	G	AB	R	H	2B	3B	HR	RBI	BB	SO	SB
1976	A.L., Phi.	.000	1	2	0	0	0	0	0	0	1	0	0
1977	A.L., N.Y.	.000	1	2	0	0	0	0	0	0	1	0	0
1978	A.L., S.D.	.667	1	3	1	2	1	0	0	2	0	0	1
1979	A.L., Sea.	.000	1	3	1	0	0	0	0	0	0	0	0
1980	A.L., L.A.		(Selected-Did Not Appear)										
1981	A.L., Cle.	.000	1	3	0	0	0	0	0	0	0	2	0
1982	A.L., Mon.	1.000	1	2	0	2	0	0	0	0	0	0	0
1983	A.L., Chi.	.500	1	4	2	2	1	1	0	1	0	0	0
1984	A.L., S.F.	.333	1	3	1	1	0	0	1	1	0	1	0
1985	A.L., Min.	.000	1	1	0	0	0	0	0	1	1	0	0
1986	A.L., Hou.		(Selected-Did Not Appear)										
1987	A.L., Oak.		(Selected-Did Not Appear)										
1988	A.L., Cin.	.000	1	1	0	0	0	0	0	0	0	0	0
A.S.G. Totals		.292	10	24	5	7	2	1	1	5	3	3	1

1971 Selected by Royals in 2nd Round of June Free Agent Draft, signed by Rosey Gilhousen and Tom Ferrick.

CAREER FIELDING

POSITION	PCT.	G	PO	A	E	TC	DP
1st Base	.993	461	4064	291	30	4385	365
3rd Base	.951	1692	1372	3673	261	5306	307
Shortstop	.958	11	7	16	1	24	1
Outfield	1.000	36	60	3	0	63	1

BRETT Continued

Brett's Career Rankings

Games

1. Pete Rose	3562
2. C. Yastrzemski	3308
3. Hank Aaron	3298
4. Ty Cobb	3034
5. Stan Musial	3026
6. Willie Mays	2992
7. Rusty Staub	2951
8. B. Robinson	2896
9. Robin Yount*	2856
10. Dave Winfield*	2850
11. Al Kaline	2834
12. Eddie Collins	2826
13. Reggie Jackson	2820
14. Frank Robinson	2808
15. Tris Speaker	2789
16. Honus Wagner	2786
17. Tony Perez	2777
18. Mel Ott	2732
19. George Brett	2707

At Bats

1. Pete Rose	14053
2. Hank Aaron	12364
3. C. Yastrzemski	11988
4. Ty Cobb	11429
5. Robin Yount*	11008
6. Stan Musial	10972
7. Willie Mays	10881
8. B. Robinson	10654
9. Dave Winfield*	10594
10. Honus Wagner	10427
11. George Brett	10349

Doubles

1. Tris Speaker	793
2. Pete Rose	746
3. Stan Musial	725
4. Ty Cobb	724
5. George Brett	665

Extra Base Hits

1. Hank Aaron	1477
2. Stan Musial	1377
3. Babe Ruth	1356
4. Willie Mays	1323
5. Lou Gehrig	1190
6. Frank Robinson	1186
7. C. Yastrzemski	1157
8. Ty Cobb	1139
9. Tris Speaker	1133
10. George Brett	1119

Home Runs

1. Hank Aaron	755
33. Orlando Cepeda	379
Tony Perez	379
35. Norm Cash	377
36. Carlton Fisk	376
37. Rocky Colavito	374
38. Gil Hodges	370
39. Ralph Kiner	369
40. Joe DiMaggio	361
41. Johnny Mize	359
42. Yogi Berra	358
43. Lee May	354
44. Dick Allen	351
45. George Foster	348
46. Ron Santo	342
47. Jack Clark	340
48. Dave Parker	339
Boog Powell	339
50. Don Baylor	338
51. Joe Adcock	336
52. Bobby Bonds	332
53. Hank Greenberg	331
54. Willie Horton	325
55. Gary Carter	324
56. Roy Sievers	318
57. Lance Parrish	317
George Brett	317

Runs Batted In

1. Hank Aaron	2297
2. Babe Ruth	2211
3. Lou Gehrig	1990
4. Ty Cobb	1961
5. Stan Musial	1951
6. Jimmie Foxx	1921
7. Willie Mays	1903
8. Mel Ott	1860
9. C. Yastrzemski	1844
10. Ted Williams	1839
11. Al Simmons	1827
12. Frank Robinson	1812
13. Dave Winfield*	1786
14. Honus Wagner	1732
15. Cap Anson	1715
16. Reggie Jackson	1702
17. Eddie Murray*	1662
18. Tony Perez	1652
19. Ernie Banks	1636
20. Goose Goslin	1609
21. Nap Lajoie	1599
22. Mike Schmidt	1595
George Brett	1595

Runs

1. Ty Cobb	2245
2. Babe Ruth	2174
Hank Aaron	2174
4. Pete Rose	2165
5. Willie Mays	2062
6. Stan Musial	1949
7. Lou Gehrig	1888
8. Tris Speaker	1881
9. Mel Ott	1859
10. Frank Robinson	1829
11. Eddie Collins	1818
12. C. Yastrzemski	1816
13. Ted Williams	1798
14. C. Gehringer	1774
15. Jimmy Foxx	1751
16. Honus Wagner	1740
17. Willie Keeler	1722
18. Cap Anson	1719
19. Jesse Burkett	1713
20. Billy Hamilton	1692
21. Bid McPhee	1684
22. Mickey Mantle	1677
23. Joe Morgan	1651
24. Jimmy Ryan	1643
25. G. Van Haltren	1639
26. Robin Yount*	1632
27. Fred Clarke	1626
Paul Waner	1626
29. Dave Winfield*	1623
30. Al Kaline	1622
31. Roger Connor	1621
32. Bill Dahlen	1611
33. Lou Brock	1610
34. Jake Beckley	1601
35. Ed Delahanty	1599
36. George Brett	1583

Total Bases

1. Hank Aaron	6856
2. Stan Musial	6134
3. Willie Mays	6066
4. Ty Cobb	5863
5. Babe Ruth	5793
6. Pete Rose	5752
7. C. Yastrzemski	5539
8. Frank Robinson	5373
9. Tris Speaker	5105
10. Dave Winfield*	5063
11. Lou Gehrig	5059
12. George Brett *	5044

Source: The Baseball Encyclopedia, 7th Edition

*-active player

The 3,000-Hit Club

1. Pete Rose	4,256
2. Ty Cobb	4,191
3. Hank Aaron	3,771
4. Stan Musial	3,630
5. Tris Speaker	3,515
6. Honus Wagner	3,430
7. Carl Yastrzemski	3,419
8. Eddie Collins	3,309
9. Willie Mays	3,283
10. Napoleon Lajoie	3,251
11. George Brett	3,154
12. Paul Waner	3,152
13. Robin Yount	3,142
14. Rod Carew	3,053
15. Cap Anson	3,041
16. Lou Brock	3,023
17. Dave Winfield	3,014
18. Al Kaline	3,007
19. Roberto Clemente	3,000

BRETT Continued

Brett's Career Multiple-Hit Games vs. Opponents

Opponent	2-Hit	3-Hit	4-Hit	5-Hit	Total
Baltimore	47	16	3	1	67
Boston	52	12	4	-	68
California	52	23	8	2	85
Chicago	54	13	5	-	72
Cleveland	40	13	2	-	55
Detroit	49	14	5	-	68
Milwaukee	37	14	6	1	58
Minnesota	60	23	1	-	84
New York	38	18	6	-	62
Oakland	70	11	1	-	82
Seattle	36	17	4	1	58
Texas	60	19	6	-	85
Toronto	46	10	6	-	62
Totals	641	203	57	5	906

Brett's Milestone Home Runs

No.	Date	Opponent	Pitcher	Runners On Base
1	May 8, 1974	at Texas	Ferguson Jenkins	0
50	Sept. 21, 1978	vs Milwaukee	Andy Replogle	0
100	August 16, 1981	at Cleveland	Len Barker	1
150	October 1, 1983	at Oakland	Steve McCatty	1
200	June 1, 1986	vs Texas	Mitch Williams	0
250	August 6, 1988	at Toronto	Frank Wills	0
300	May 13, 1993	at Cleveland	Mark Clark	0
317	Sept. 26, 1993	vs California	Paul Swingle	0

Brett's Home Runs By Park

City	Stadium	Number
Baltimore	Memorial Stadium	20
	Oriole Park at Camden Yards	2
Boston	Fenway Park	7
California	Anaheim Stadium	11
Chicago	Old Comiskey Park	12
	New Comiskey Park	2
Cleveland	Municipal Stadium	11
Detroit	Tiger Stadium	22
Kansas City	Kauffman Stadium	137
Milwaukee	County Stadium	7
Minnesota	Metropolitan Stadium	5
	H.H.H. Metrodome	8
New York	Yankee Stadium	17
Oakland	Oakland-Alameda County Coliseum	12
Seattle	The Kingdome	9
Texas	Arlington Stadium	21
Toronto	Exhibition Stadium	11
	SkyDome	3

Brett's Top Totals vs. Individual Pitchers

MOST HITS ALLOWED

1. Jim Clancy	34
2. Mike Flanagan	29
Jack Morris	29
Nolan Ryan	29
5. Frank Tanana	28
6. Bert Blyleven.....	27
7. Dave Goltz	26
8. Doyle Alexander	25
Ed Figueroa	25
Jim Palmer	25
Dave Stewart	25

MOST HOME RUNS ALLOWED

1. Dan Petry	6
2. Floyd Bannister.....	5
Jim Clancy	5
Ron Guidry.....	5
Dennis Martinez.....	5
Jack Morris	5
Gene Nelson.....	5
Frank Tanana	5

BRETT Continued

VS. AMERICAN LEAGUE

	1993							CAREER						
	AVG.	G	AB	R	H	HR	RBI	AVG.	G	AB	R	H	HR	RBI
Season	.266	145	560	69	149	19	75	.305	2707	10349	1583	3154	317	1595
Home	.269	72	275	37	74	7	32	.317	1366	5191	824	1643	137	842
Road	.263	73	285	32	75	12	43	.293	1341	5158	759	1511	180	753
Baltimore	.176	9	34	4	6	1	5	.293	215	825	119	242	30	123
Boston	.313	12	48	5	15	2	7	.313	195	744	110	233	17	112
California	.208	12	48	7	10	3	9	.321	235	878	136	282	22	131
Chicago	.255	12	47	7	12	1	7	.289	237	918	138	265	24	117
Cleveland	.314	12	51	7	16	5	9	.272	188	723	95	197	19	90
Detroit	.313	10	32	7	10	2	5	.307	190	719	132	221	31	124
Kansas City	-	-	-	-	-	-	-	-	-	-	-	-	-	-
Milwaukee	.216	11	37	3	8	1	8	.304	196	760	98	231	16	115
Minnesota	.255	13	51	3	13	1	3	.316	228	869	136	275	23	128
New York	.333	10	36	3	12	0	4	.307	203	772	119	237	29	116
Oakland	.365	13	52	7	19	2	6	.285	243	950	145	271	29	154
Seattle	.244	10	41	2	10	0	6	.329	170	636	101	209	21	117
Texas	.235	13	51	12	12	1	5	.313	244	931	137	291	34	155
Toronto	.188	8	32	2	6	0	1	.321	163	624	117	200	22	113
East	.270	72	270	31	73	11	39	.302	1350	5167	790	1561	164	793
West	.262	73	290	38	76	8	36	.307	1357	5182	793	1593	153	802
Before ASG	.252	76	290	30	73	7	37	.301	1349	5142	767	1546	130	734
After ASG	.281	69	270	39	76	12	38	.309	1358	5207	816	1608	187	861
vs. LHP	.209	-	187	-	39	2	19	.281	-	3515	-	986	88	504
vs. RHP	.295	-	373	-	110	17	56	.317	-	6834	-	2168	229	1091
Pinch Hitter	.333	6	6	1	2	0	1	.226	35	31	2	7	1	11
Desig. Hitter	.265	140	555	68	147	19	74	.274	506	1970	265	539	51	257
April	.220	22	82	5	18	1	8	.264	315	1158	174	306	31	150
May	.245	23	94	11	23	3	14	.314	394	1530	231	480	35	212
June	.299	25	97	12	29	3	15	.311	458	1763	255	548	48	264
July	.310	20	71	17	22	5	13	.320	482	1856	315	594	66	306
August	.248	28	109	10	27	2	8	.306	533	2036	314	622	69	338
September	.305	24	95	12	29	5	17	.298	483	1859	265	554	58	295
October	.083	3	12	2	1	0	0	.340	42	147	29	50	10	30
Longest hitting streak--12 games (Sept. 13-26)								30 games (1980)						

BRETT'S BESTS

	Season		Game
AVG.	.390--1980	H	5--5 times, latest vs. Sea. 6-10-86
H	215--1976	HR	3--at Tex., 7-22-79 & at Det., 4-20-83
HR	30--1985	RBI	7--at Det., 4-20-83
RBI	118--1980	SB	3--vs. Balt., 4-12-89
SB	23--1978		
Hit Strk	30--1980		

3,000 Hit Chronology

Name	Club	Date	Opp.	Pitcher	Result
Cap Anson	Chi. (NL)	July 16, 1897	Balt.	George Blackburn	Single
Honus Wagner	Pitt.	June 9, 1914	Phil.	Erskine Mayer	Double
Nap Lajoie	Clev.	Sept. 15, 1914	Det.	Pug Cavet	Single
Ty Cobb	Det.	Aug. 19, 1921	Bos.	Elmer Myers	Single
Tris Speaker	Clev.	May 17, 1925	Wash.	Tom Zachary	Single
Eddie Collins	Chi. (AL)	June 6, 1925	Det.	Walter Johnson	Double
Paul Waner	Bos.	June 19, 1942	Pitt.	Rip Sewell	Single
Stan Musial	St.L.	May 13, 1958	Chi. (NL)	Moe Drabowsky	Double
Henry Aaron	Atl.	May 17, 1970	Cin.	Wayne Simpson	Single
Willie Mays	S.F.	July 18, 1970	Mont.	Mike Wegener	Single
Roberto Clemente	Pitt.	Sept. 30, 1972	N.Y. (NL)	Jon Matlack	Double
Al Kaline	Det.	Sept. 24, 1974	Balt.	Dave McNally	Double
Pete Rose	Phil.	May 5, 1978	Mont.	Steve Rogers	Single
Lou Brock	St.L.	Aug. 13, 1979	Chi. (NL)	Dennis Lamp	Single
Carl Yastrzemski	Bos.	Sept. 12, 1979	N.Y. (AL)	Jim Beattie	Single
Rod Carew	Cal.	Aug. 4, 1985	Minn.	Frank Viola	Single
Robin Yount	Milw.	Sept. 9, 1992	Clev.	Jose Mesa	Single
George Brett	K.C.	Sept. 30, 1992	Cal.	Tim Lincecum	Single
Dave Winfield	Minn.	Sept. 16, 1993	Oak.	Dennis Eckersley	Single

BRETT Continued

All-Time Hits List

Don Aase-8	Tim Burke-1	Dave Eiland-3	Doug Henry-1
Glenn Abbott-14	Britt Burns-14	Dock Ellis-1	Guillermo "Willie"
Jim Abbott-17	Todd Burns-2	Steve Ellsworth-4	Hernandez-4
Paul Abbott-1	Ray Burris-2	Roger Erickson-10	Jeremy Hernandez-2
Jim Acker-3	Tom Buskey-2	Scott Erickson-7	Roberto Hernandez-1
Juan Agosto-2	John Butcher-11	Ed Farmer-2	Greg Hibbard-7
Rick Aguilera-4	Bill Butler-5	John Farrell-4	Ted Higuera-9
Vic Albury-7	Marty Bystrom-1	Alex Fernandez-9	Shawn Hillegas-5
Scott Aldred-1	Greg Cadaret-6	Bob Ferris-2	John Hiller-10
Doyle Alexander-25	Mike Caldwell-14	Mark Fidrych-1	Rich Hinton-1
Gerald Aledander-2	Bill Campbell-6	Ed Figueroa-25	Sterling Hitchcock-1
Brian Allard-1	Mike Campbell-2	Tom Filer-3	Ed Hodge-2
Allan Anderson-4	John Candalaria-2	Pete Filson-3	Joe Hoerner-1
Luis Aponte-2	Tom Candiotti-7	Rollie Fingers-6	Guy Hoffman-1
Jack Armstrong-1	George Cappuzzello-1	Chuck Finley-11	Jeff Holly-2
Brad Arnsberg-1	Steve Carlton-1	Brian Fisher-3	Brian Holman-7
Fernando Arroyo-4	Chuck Cary-5	Mike Flanagan-29	Darren Holmes-3
Keith Atherton-4	Larry Casian-2	Dave Fleming-2	Brian Holton-1
Don August-5	Tony Castillo-1	Ray Fontenot-2	Ken Holtzman-7
Jerry Augustine-5	Bill Castro-5	Dave Ford-1	Rick Honeycutt-16
Rick Austin-1	Bill Caudill-2	Ken Forsch-1	Don Hood-5
Bob Babcock-3	Jose Cecena-1	Terry Forster-5	Burt Hooton-3
Stan Bahnsen-6	John Cerutti-4	Tim Fortugno-2	Vince Horsman-1
Scott Bailes-4	Ray Chadwick-1	Tony Fossas-3	Charlie Hough-23
Howard Bailey-1	Billy Champion-3	Steve Foucault-4	Tom House-5
Doug Bair-2	Jim Clancy-34	Willie Fraser-6	Fred Howard-1
Steve Baker-1	Bryan Clark-3	George Frazier-1	Steve Howe-1
Jeff Ballard-3	Mark Clark-1	Dave Freisleben-1	Jay Howell-3
Eddie Bane-4	Ken Clay-6	Todd Frohwirth-2	LaMarr Hoyt-5
Scott Bankhead-3	Mark Clear-2	Dave Frost-9	Charlie Hudson-1
Willie Banks-3	Roger Clemens-19	Bob Galasso-1	Phil Huffman-5
Floyd Bannister-24	Pat Clements-4	Ramon Garcia-1	Jim Hughes-11
Ray Bare-4	Reggie Cleveland-7	Mike Gardiner-3	James Hunter-2
John Barfield-1	David Clyde-2	Wes Gardner-3	"Catfish" Hunter-13
Len Barker-11	Chris Cofredi-5	Wayne Garland-3	Bruce Hurst-10
Jeff Barkley-2	Jim Colborn-9	Jerry Garvin-6	Darrell Jackson-1
Mike Barlow-3	Joe Coleman-7	Dave Geisel-3	Grant Jackson-3
Salome Barojas-2	Steve Comer-9	Bob L. Gibson-1	Roy Lee Jackson-3
Jim Barr-2	Keith Comstock-1	Paul Gibson-2	Bob James-2
Steve Barr-1	Arnaldo Contreras-2	Jerry Don Gleaton-2	Domingo Jean-1
Francisco Barrios-12	Jim Converse-2	Dave Goltz-26	Mike Jeffcoat-6
Ross Baumgarten-1	Dennis Cook-2	German Gonzalez-1	Jesse Jefferson-15
Jose Bautista-5	Doug Corbett-2	"Goose" Gossage-10	Ferguson Jenkins-19
Dave Beard-4	Ed Correa-1	Jim Gott-7	Miguel Jimenez-1
Jim Beattie-6	Joe Cowley-1	Mauro Gozzo-1	Tommy John-11
Andy Beene-1	Jim Crawford-2	Joe Grahe-1	Bart Johnson-4
Fred Beene-1	Steve Crawford-1	Mike Griffin-2	David C. Johnson-2
Eric Bell-2	Keith Creel-2	Steve Grilli-4	David W. Johnson-4
Jason Bere-5	Chuck Crim-1	Jason Grimsley-1	Jeff Johnson-2
Juan Berenguer-6	Victor Cruz-1	Ross Grimsley-11	John Henry
Sean Bergman-2	Mike Cuellar-4	Cecilio Guante-1	Johnson-4
Karl Best-1	John Cumberland-1	Eddie Guardado-3	Randy Johnson-1
Jim Bibby-3	Ron Darling-6	Lee Guetterman-7	Tom Johnson-7
Mike Bielecki-1	Danny Darwin-13	Ron Guidry-18	Barry Jones-1
Jack Billingham-5	Bob Davidson-1	Don Gullett-4	Calvin Jones-1
Doug Bird-2	Joel Davis-2	Bill Gullickson-4	Jimmy Jones-2
Mike Birkbeck-3	Ron Davis-8	Larry Gura-2	Odell Jones-2
Tim Birtsas-1	Storm Davis-9	Mark Guthrie-7	Rick Jones-3
Joe Bitker-2	Bill Dawley-1	Jose Guzman-11	Jim Kaat-11
Jeff Bittiger-1	Joe Decker-9	Juan Guzman-4	Scott Kamieniecki-4
Bud Black-1	Jose DeLeon-1	"Moose" Haas-12	Curt Kaufman-1
Vida Blue-22	Rich DeLucia-4	David Haas-1	Rickey Keeton-1
Bert Blyleven-27	John Denny-4	Dave Hamilton-5	Mike Kekich-2
Mike Boddicker-12	Jim Deshaies-1	Bill Hands-2	Matt Keough-12
Tommy Boggs-2	Ken Dixon-5	Erik Hanson-8	Jim Kern-1
Brian Bohanon-1	Chuck Dobson-3	Steve Hargan-4	Joe Kerrigan-1
Tom Bolton-5	Pat Dobson-6	Pete Harnisch-4	Jimmy Key-9
Mark Bombardieri-2	John Doherty-1	Gene Harris-3	Dana Kiecker-3
Ricky Bones-4	John Dopson-3	Greg Allen Harris-2	Paul Kilgus-4
Rich Bordi-1	Rich Dotson-14	Roric Harrison-2	Eric King-4
Chris Bosio-16	Kelly Downs-1	Chuck Hartenstein-1	Brian Kingman-8
Dick Bosman-2	Doug Drabek-1	Mike Hartley-1	Mike Kinnunen-1
"Oil Can" Boyd-15	Dick Drago-9	Paul Hartzell-13	Don Kirkwood-8
Tom Brennan-3	Rob Dressler-5	Andy Hassler-5	Bruce Kison-7
Ken Brett-6	Tim Drummond-1	Tom Hausman-1	Joe Klink-2
Nelson Briles-4	Brian DuBois-1	Brad Havens-2	Chris Knapp-14
Pete Broberg-8	Mike Dunne-1	Andy Hawkins-6	Kurt Knudsen-1
Jackie Brown-6	Mike Dyer-1	Ray Hayward-3	Mark Knudson-3
J. Kevin Brown-15	Jamie Easterly-3	Neal Heaton-5	Kevin Kobel-4
Mike Brown-2	Dennis Eckersley-19	Dave Heaverlo-3	Jerry Koonsman-9
DeWayne Bruce-2	Tom Edens-1	Gorman Heim Mueller-3	Randy Kramer-1
Tom Burgmeier-10	Juan Eichelberger-2	Tom Henke-5	Tom Kramer-2
Steve Burke-2	Mark Eichhorn-2	Mike Henneman-2	Ken Kravec-9

BRETT Continued

All-Time Hits List

Bill Krueger-7	Dale Mohorcic-4	Jerry Reed-5	Paul Swingle-1
Jack Kucek-1	Sid Monge-3	Ron Reed-1	Bob Sykes-1
Jerry Kutzler-1	Larry Monroe-1	Steve Renko-11	Frank Tanana-28
Bob Lacey-1	John Montague-8	Andy Replogle-2	Kevin Tapani-4
Pete Ladd-2	Bill Mooneyham-1	Rick Reuschel-1	Scott Taylor-1
Lerrin LaGrow-7	Balor Moore-1	Jerry Reuss-9	Jeff Terpko-2
Dennis Lamp-7	Donnie Moore-1	Bob Reynolds-1	Walt Terrall-7
Dick Lange-5	Mike Moore-16	Rick Rhoden-4	Greg Thayer-1
Rick Langford-15	Carl Moran-1	Dave Righetti-9	Bobby Thigpen-1
Mark Langston-9	Angel Moreno-1	Jose Rijo-6	Roy Thomas-1
Dave LaPoint-6	Roger Moret-2	Allen Ripley-1	Stan Thomas-3
Dave LaRoche-6	Mike Morgan-8	Dave Roberts-7	Paul Thormodsgard-4
Gary Lavelle-3	Jack Morris-29	Dewey Robinson-1	Mark Thurmond-5
Bill Laxton-1	Kevin Morton-3	Jeff D. Robinson-3	Luis Tiant-11
Jack Lazorko-1	Jamie Moyer-2	Jeff M. Robinson-4	Jay Tibbs-1
Charlie Lea-1	Mike Munoz-4	Ron Robinson-1	Dick Tidrow-6
Terry Leach-1	Rob Murphy-3	Ed Rodriguez-6	Dave Tobik-2
Luis Leal-10	Tom Murphy-4	Kenny Rogers-4	Jackson Todd-2
Tim Leary-4	Dale Murray-1	Ron Romanick-6	Jim Todd-4
Bill Lee-5	Jeff Musselman-1	Ramon Romero-2	Fred Toliver-1
Mark Lee-1	Mike Mussina-3	Enrique Romo-4	Pablo Torrealba-2
Craig Lefferts-2	Jeff Mutis-1	Steve Rosenberg-2	Mike Torrez-13
Phil Leftwich-2	Charles Nagy-3	Gary Ross-6	Bill Travers-6
Charlie Leibbrandt-1	Jairfre Navarro-7	Dave Rozema-14	Mike Trombley-3
Dave Leiper-2	Gene Nelson-10	Dave Rucker-1	Steve Trout-6
Al Leiter-1	Jeff Newman-1	Vern Ruhle-11	Mike Trujillo-2
Mark Leiter-5	Rod Nichols-1	Jeff Russell-6	John Tudor-7
Dave Lemanczyk-4	Phil Niekro-7	Nolan Ryan-29	Jim Umbarger-8
Mark Lemongello-3	Juan Nieves-4	Ken Sanders-1	Pat Underwood-1
Randy Lerch-4	Al Nipper-8	Scott Sanderson-7	Tom Underwood-6
Dennis Lewallyn-1	Dickie Noles-2	Kevin Saucier-1	Fernando Valenzuela-1
Scott Lewis-1	Mike Norris-6	Rick Sawyer-1	Julio Valera-8
Derek Lilliquist-5	Edwin Nunez-5	Randy Scarbery-1	Ed Vande Berg-1
Paul Lindblad-6	Jose Nunez-1	Dan Schatzeder-6	Todd Van Poppel-3
Graeme Lloyd-1	Jack O'Connor-4	Calvin Schiraldi-2	Randy Veres-1
Skip Lockwood-3	"Blue Moon" Odom-3	Dave Schmidt-7	Bob Veselic-2
Mickey Lolich-2	Bob Ojeda-7	Mike Schooler-1	Frank Viola-14
Tim Lollar-2	Steve Olin-2	Ken Schrom-4	Pete Vuckovich-5
Bill Long-3	Gregg Olson-4	Ron Schueler-4	Tom Waddell-1
Aurelio Lopez-3	Steve Ontiveros-1	Don Schulze-5	Rick Waits-16
Mike Loynd-2	Jesse Orosco-3	Jeff Schwarz-1	Luke Walker-2
Gary Lucas-1	Danny Osborn-1	Mickey Scott-8	Mike Walker-1
Urbano Lugo-2	Claude Osteen-3	Scott Scudder-4	Tom Walker-1
Sparky Lyle-6	Dave Otto-4	Rod Scurry-1	Mike Wallace-1
Rick Lysander-2	Bob Owchinko-1	Steve Searcy-2	Colby Ward-1
Frank MacCormack-2	John Pacella-1	Tom Seaver-7	Duane Ward-2
Bob MacDonald-3	Dave Pagan-3	Diego Segui-1	Curt Wardle-2
Julio Machado-1	Donn Pall-6	Jeff Sellers-2	Mike Warren-3
Mickey Mahler-2	Jim Palmer-25	Dave Sells-2	Gary Wayne-2
Pat Mahomes-2	Clay Parker-2	Dick Selma-1	Bill Wegman-7
Tom Makowski-1	Mike Parrott-8	Gary Serum-2	Bob Welch-14
Mike Marshall-2	Larry Pashnick-3	Bob Shirley-3	David Wells-7
Dennis Martinez-23	Ken Patterson-3	Wayne Simpson-2	Chris Welsh-3
Fred Martinez-2	Roger Pavlik-3	Bill Singer-14	Gary Wheelock-3
Tippy Martinez-3	Mike Paxton-6	Doug Sisk-1	Ed Whitson-4
Mike Mason-7	Orlando Pena-2	Jim Slaton-17	Kevin Wickander-1
Terry Mathews-1	Melido Perez-10	Joe Slusarski-1	Bob Wickman-3
Jon Matlack-15	Gaylord Perry-17	John Smiley-1	Milt Wilcox-14
Rudy May-4	Jim Perry-2	Lee Smith-1	Bill Wilkinson-1
Tom McCarthy-1	Stan Perzanowski-2	Roy Smith-2	Al Williams-10
Kirk McCaskill-13	Adam Peterson-3	Mike Smithson-21	Mitch Williams-2
Steve McCatty-13	Fritz Peterson-2	Nate Snell-4	Mark Williamson-5
Bob McClure-13	Mark Petkovsek-1	Lary Sorensen-18	Carl Willis-1
Ben McDonald-4	Dan Petry-20	Dan Spillner-3	Mike Willis-4
Jack McDowell-11	Skip Pitlock-1	Ed Sprague-1	Jim Willoughby-1
Sam McDowell-1	Erik Plantenberg-1	Don Stanhouse-2	Frank Wills-5
Scott McGregor-12	Dan Plesac-4	Bob Stanley-14	Jim Winn-2
Byron McLaughlin-7	Eric Plunk-3	Mike T. Stanton-2	Rick Wise-9
Joey McLaughlin-5	Dick Pole-7	Ricky Steiner-2	Bobby Witt-8
Craig McMurtry-1	Jim Poole-1	Dave Stewart-25	Mike Witt-16
Dave McNally-2	Mark Portugal-2	Sammy Stewart-10	Wilbur Wood-4
Doc Medich-14	Dennis Powell-3	Dave Stieb-16	Dick Woodson-2
Jim Merritt-3	Ted Power-1	Bob Stoddard-1	Rob Woodward-1
Jose Mesa-9	Joe Price-3	Tim Stoddard-3	Rich Wortham-2
Gary Mielke-1	Mike Proly-3	Steve Stone-7	Clyde Wright-5
Bob Milacki-11	Paul Quantrill-2	Todd Stottlemire-14	Jim Wright-1
Dyar Miller-3	Scott Radinsky-2	Les Straker-3	Ricky Wright-1
Alan Mills-3	Eric Raich-1	Rick Sutcliffe-1	Rich Yett-4
Craig Minetto-1	Chuck Rainey-4	Don Sutton-8	Cliff Young-2
Greg Minton-1	Dennis Rasmussen-9	Bill Swaggerty-1	Curt Young-12
Paul Mirabella-2	Shane Rawley-11	Russ Swan-3	Matt Young-12
Angel Miranda-1	Jeff Reardon-4	Bill Swift-11	Geoff Zahn-10
Paul Mitchell-8	Pete Redfern-7	Greg Swindell-6	

BRETT Continued**All-Time Home Runs List**

Glenn Abbott-1	Andy Hawkins-1	Paul Quantrill-1
Jim Abbott-3	Ray Hayward-1	Dennis Rasmussen-1
Doyle Alexander-2	Neal Heaton-1	Jeff Reardon-1
Brad Arnsberg-1	Tom Henke-1	Pete Redfern-1
Keith Atherton-1	Guillermo "Willie" Hernandez-1	Andy Replogle-1
Bob Babcock-2	Jeremy Hernandez-1	Jerry Reuss-1
Howard Bailey-1	Roberto Hernandez-1	Rick Rhoden-2
Jeff Ballard-1	Ted Higuera-1	Dave Righetti-2
Scott Bankhead-1	Guy Hoffman-1	Jose Rijo-2
Floyd Bannister-5	Darren Holmes-1	Jeff D. Robinson-1
Ray Bare-1	Ken Holtzman-2	Jeff M. Robinson-3
Len Barker-2	Burt Hooton-1	Kenny Rogers-1
Steve Barr-1	Charlie Hough-3	Ron Romanick-1
Francisco Barrios-1	LaMarr Hoyt-1	Steve Rosenberg-1
Jose Bautista-1	Jim Hughes-1	Dave Rozema-3
Dave Beard-1	"Catfish" Hunter-1	Vern Ruhle-1
Juan Berenguer-1	Roy Lee Jackson-1	Jeff Russell-3
Sean Bergman-2	Jesse Jefferson-3	Dan Schatzeder-3
Tim Birtsas-1	Ferguson Jenkins-2	Calvin Schiraldi-1
Bert Blyleven-2	Miguel Jimenez-1	Dave Schmidt-1
Mike Boddicker-2	Tommy John-1	Ron Schueler-1
Mark Bombardieri-1	Bart Johnson-1	Jeff Sellers-1
Chris Bosio-1	John Henry Johnson-1	Bob Shirley-1
"Oil Can" Boyd-1	Tom Johnson-2	Bill Singer-2
J. Kevin Brown-2	Mike Kekich-1	Mike Smithson-2
Britt Burns-2	Jimmy Key-1	Nate Snell-1
Ray Burris-1	Don Kirkwood-1	Lary Sorensen-2
John Butcher-1	Bruce Kison-1	Dan Spillner-1
Mike Caldwell-1	Chris Knapp-1	Dave Stewart-3
John Candelaria-2	Mark Knudson-1	Sammy Stewart-3
Chuck Cary-1	Tom Kramer-1	Dave Stieb-2
John Cerutti-1	Ken Kravec-2	Steve Stone-1
Jim Clancy-5	Bill Krueger-1	Don Sutton-1
Mark Clark-1	Pete Ladd-1	Paul Swingle-1
Ken Clay-2	Rick Langford-1	Frank Tanana-5
Pat Clements-1	Mark Langston-1	Walt Terrell-1
Jim Colborn-1	Gary Lavelle-1	Roy Thomas-1
Steve Comer-2	Jack Lazorko-1	Mark Thurmond-1
Keith Creel-1	Bill Lee-1	Luis Tiant-2
Danny Darwin-3	Dave Leiper-1	Jay Tibbs-1
Bob Davidson-1	Mark Leiter-2	Jim Todd-1
Storm Davis-1	Rick Lysander-1	Mike Torrez-3
Jose DeLeon-1	Dennis Martinez-5	Bill Travers-2
Ken Dixon-2	Jon Matlack-1	John Tudor-1
Rich Dotson-1	Rudy May-1	Frank Viola-2
Dick Drago-3	Steve McCatty-3	Rick Waits-1
Rob Dressler-1	Bob McClure-1	Mike Walker-1
Mike Dunne-1	Ben McDonald-2	Duane Ward-1
Dennis Eckerstey-2	Jack McDowell-1	Mike Warren-2
Juan Eichelberger-1	Scott McGregor-2	Bob Welch-1
Dave Eiland-1	Byron McLaughlin-3	Ed Whitson-1
Roger Erickson-1	Craig McMurry-1	Milt Wilcox-1
John Farrell-2	Doc Medich-1	Al Williams-1
Alex Fernandez-1	Jose Mesa-1	Mitch Williams-1
Ed Figueroa-1	Paul Mitchell-1	Frank Wills-2
Tom Filer-1	Dale Mohorcic-1	Bobby Witt-1
Pete Filson-1	Sid Monge-1	Curt Young-2
Chuck Finley-1	John Montague-2	Geoff Zahn-1
Brian Fisher-1	Mike Moore-1	
Mike Flanagan-2	Mike Morgan-1	
Dave Frost-2	Jack Morris-5	
Wayne Garland-1	Jeff Mutis-1	
Jerry Garvin-1	Gene Nelson-5	
Dave Geisel-1	Mike Norris-1	
Dave Goltz-1	Edwin Nunez-2	
"Goose" Gossage-2	Jim Palmer-2	
Jim Gott-1	Mike Parrott-1	
Mike Griffin-1	Mike Paxton-1	
Ross Grimsley-1	Melido Perez-2	
Eddie Guardado-1	Gaylord Perry-2	
Ron Guidry-5	Stan Perzanowski-1	
Bill Gullickson-1	Dan Petry-6	
Jose Guzman-2	Dick Pole-3	
Dave Hamilton-1	Jim Poole-1	
Pete Harnisch-1	Mark Portugal-1	
Paul Hartzell-1	Joe Price-1	
Brad Havens-1		



**1994
Royals**

**Kevin Appier
1993 Royals
Pitcher of the Year**

1994 Royals Staff

#11 Hal McRae, Manager



Ht.: 5-11 Wt.: 185
Opening Day Age: 48
Born: 7-10-45 in Avon Park, FL
Resides: Bradenton, FL
Full Name: Harold Abraham McRae
Married: Johncyna (Jo)
Children: Brian, Cullen and Leah
Appointed Manager: 5-24-91
Contract Status: 1st year of a 1-year contract thru 1994

Coaching/Managerial Career: Hal begins his 3rd full season as the Royals' manager...named to the post May 24, 1991, replacing John Wathan...became the 10th full-time skipper in club history...guided the '91 club to a 66-58 mark after taking over a team with a 16-22 record...logged a 72-90 record in his 1st full season...improved to an 84-78 mark and 3rd place finish in his 2nd full campaign in 1993...owns a lifetime record of 222-226, a .496 winning pct...222 wins ranks 4th among Royals' managers...was a coach on the A.L. staff in the 1992 All-Star game...served as a player/hitting coach in his final year in the majors in 1987...spent 2 seasons with the Pirates as a minor league hitting instructor (1988-89) before joining Montreal as their major league hitting coach in 1990, a job he held until being named to his present post.

Playing Career: Hal spent 17 full seasons in the big leagues playing in 8 League Championship Series and 4 World Series...began his career with Cincinnati...participated in 2 LCS and 2 World Series with the "Big Red Machine"...traded on Nov. 30, 1972 to the Royals (with Wayne Simpson for Roger Nelson and Richie Scheinblum)...compiled a .293 average with 449 doubles, 63 triples, 169 home runs, 1,012 RBI and 105 stolen bases with KC...hit .300 or better 6 times including a career-high .332 in 1976 when he finished 2nd in the batting race to teammate George Brett...drove in 80 or more runs 5 times highlighted by a Major League-leading and club record 133 RBI in 1982...twice led the loop in doubles (54 in 1977; 46 in 1982) and ranks in the top 5 in virtually every Royals' career offensive category...the 3-time All-Star was selected Designated Hitter-of-the-Year 3 times (1976, '80 and '82)...appeared in 6 ALCS and 2 World Series for the Royals..."Mac" was the Royals Player-of-the-Year twice: 1974 and 1982...established the LCS record for most runs, 5-game Series (6) in 1977...tied the LCS record for most doubles, total Series (7).

Miscellaneous Notes: Hal was a 6th round pick by the Reds in the 1965 draft...a 1963 graduate of Douglas High in Sebring, FL, he was a 3-sport letterman (football, basketball and baseball)...played baseball at Florida A&M...played and then coached for the Bradenton Explorers in the Florida Senior League in 1989...became the 4th person to manage his son (Brian) on the Major League level (Connie Mack-Earle; Yogi Berra-Dale; Cal Ripken, Sr.-Cal, Jr. and Billy)...inducted into the Royals Hall of Fame in 1989...Avon Park renamed Castle Street, where Hal grew up playing stickball, to "Hal McRae Boulevard" in January of 1992.

McRAE Continued

MANAGERIAL RECORD

Year	Club	League	Finish	Won	Last	Pct.
1991	Kansas City	American	6th	66	58	.532
1992	Kansas City	American	T5th	72	90	.444
1993	Kansas City	American	3rd	84	78	.519
M.L. Totals				222	226	.496

COACHING SUMMARY

Year	Club	League	Position
1987	Kansas City	American	Hitting Coach
1988-89	Pittsburgh	Minor Leagues	Hitting Instructor
1990-91	Montreal	National	Hitting Coach

PLAYING RECORD

YEAR CLUB	AVG.	G	AB	R	H	2B	3B	HR	RBI	BB	SO	SB
1965 Tampa	.154	22	65	3	10	3	0	0	4	4	15	1
1966 Peninsula	.287	109	394	65	113	19	4	11	56	29	59	10
1967 Knoxville	.290	51	186	26	54	10	3	6	25	11	20	2
Buffalo	.251	73	259	30	65	14	3	10	34	7	43	7
1968 Indianapolis	.295	119	444	64	131	31	11	16	65	23	65	15
Cincinnati	.196	17	51	1	10	1	0	0	2	4	14	1
1969 Indianapolis	.220	17	41	2	9	1	0	0	4	4	7	0
1970 Cincinnati	.248	70	165	18	41	6	1	8	23	15	23	0
1971 Cincinnati	.264	99	337	39	89	24	2	9	34	11	35	3
1972 Cincinnati	.278	61	97	9	27	4	0	5	26	2	10	0
1973 KANSAS CITY	.234	106	338	36	79	18	3	9	50	34	38	2
1974 KANSAS CITY	.310	148	539	71	167	36	4	15	88	54	68	11
1975 KANSAS CITY	.306	126	480	58	147	38	6	5	71	47	47	11
1976 KANSAS CITY	.332	149	527	75	175	34	5	8	73	64	43	22
1977 KANSAS CITY	.298	+162	641	104	191	*54	11	21	92	59	43	18
1978 KANSAS CITY	.273	156	623	90	170	39	5	16	72	51	62	17
1979 KANSAS CITY	.288	101	393	55	113	32	4	10	74	38	46	5
1980 KANSAS CITY	.297	124	489	73	145	39	5	14	83	29	56	10
1981 KANSAS CITY	.272	101	389	38	106	23	2	7	36	34	33	3
1982 KANSAS CITY	.308	159	613	91	189	*46	8	27	*133	55	61	4
1983 KANSAS CITY	.311	157	589	84	183	41	6	12	82	50	68	2
1984 KANSAS CITY	.303	106	317	30	96	13	4	3	42	34	47	0
1985 KANSAS CITY	.259	112	320	41	83	19	0	14	70	44	45	0
1986 KANSAS CITY	.252	112	278	22	70	14	0	7	37	18	39	0
1987 KANSAS CITY	.313	18	32	5	10	3	0	1	9	5	1	0
A.L. Totals	.293	1837	6568	873	1924	449	63	169	1012	616	697	105
N.L. Totals	.257	247	650	67	167	35	3	22	85	32	82	4
M.L. Totals	.290	2084	7218	940	2091	484	66	191	1097	648	779	109

*Led League +Tied for League Lead

DIVISIONAL SERIES RECORD

YEAR CLUB	AVG.	G	AB	R	H	2B	3B	HR	RBI	BB	SO	SB
1981 K.C. vs. Oak.	.091	3	11	0	1	1	0	0	0	1	1	0

LEAGUE CHAMPIONSHIP SERIES RECORD

YEAR CLUB, OPP.	AVG.	G	AB	R	H	2B	3B	HR	RBI	BB	SO	SB
1970 Cin. vs. Pit.	.000	2	4	0	0	0	0	0	0	0	1	0
1972 Cin. vs. Pit.	.000	1	0	0	0	0	0	0	0	0	0	0
1976 K.C. vs. N.Y.	.118	5	17	2	2	1	1	0	1	1	4	0
1977 K.C. vs. N.Y.	.444	5	18	6	8	3	0	1	2	3	1	0
1978 K.C. vs. N.Y.	.214	4	14	0	3	0	0	0	2	2	2	1
1980 K.C. vs. N.Y.	.200	3	10	0	2	0	0	0	0	1	3	0
1984 K.C. vs. Det.	1.000	2	2	0	2	1	0	0	1	0	0	0
1985 K.C. vs. Tor.	.261	6	23	1	6	2	0	0	3	1	6	0
L.C.S. Totals	.261	28	88	9	23	7	1	1	9	8	17	1

WORLD SERIES RECORD

YEAR CLUB, OPP.	AVG.	G	AB	R	H	2B	3B	HR	RBI	BB	SO	SB
1970 Cin. vs. Bal.	.455	3	11	1	5	2	0	0	3	0	1	0
1972 Cin. vs. Oak.	.444	5	9	1	4	1	0	0	2	0	1	0
1980 K.C. vs. Phil.	.375	6	24	3	9	3	0	0	1	2	2	0
1985 K.C. vs. St.L.	.000	3	1	0	0	0	0	0	0	1	0	0
W.S. Totals	.400	17	45	5	18	6	0	0	6	3	4	0

ALL-STAR GAME RECORD

YEAR CLUB, SITE	AVG.	G	AB	R	H	2B	3B	HR	RBI	BB	SO	SB
1975 A.L., Mil.	.000	1	1	0	0	0	0	0	0	0	0	0
1976 A.L., Phil.	.000	1	1	0	0	0	0	0	0	0	0	0
1982 A.L., Mont.	.000	1	0	0	0	0	0	0	0	1	0	0
A.S.G. Totals	.000	3	2	0	0	0	0	0	0	1	0	0

Kansas City Royals Managerial Roster

Year	Manager	Record	Year	Manager	Record
1969	Joe Gordon	69-93	1982	Dick Howser	90-72
1970	Charlie Metro	19-33	1983	Dick Howser	79-83
1970	Bob Lemon	46-64	1984	Dick Howser	84-78
1971	Bob Lemon	85-76	1985	Dick Howser	91-71
1972	Bob Lemon	76-78	1986	Dick Howser	40-48
1973	Jack McKeon	88-74	1986	Mike Ferraro*	36-38
1974	Jack McKeon	77-85	1987	Billy Gardner	62-64
1975	Jack McKeon	50-46	1987	John Wathan	21-15
1975	Whitey Herzog	41-25	1988	John Wathan	84-77
1976	Whitey Herzog	90-72	1989	John Wathan	92-70
1977	Whitey Herzog	102-60	1990	John Wathan	75-86
1978	Whitey Herzog	92-70	1991	John Wathan	15-22
1979	Whitey Herzog	85-77	1991	Bob Schaefer*	1-0
1980	Jim Frey	97-65	1991	Hal McRae	66-58
1981	Jim Frey	30-40	1992	Hal McRae	72-90
1981	Dick Howser	20-13	1993	Hal McRae	84-78

*-Interim

Royals Managerial Records

Manager	Wins	Losses	Winning Pct.
Whitey Herzog	410	304	.574
Jim Frey	127	105	.547
Dick Howser	404	365	.525
John Wathan	287	270	.515
Jack McKeon	215	205	.512
Hal McRae	222	226	.496
Billy Gardner	62	64	.492
Bob Lemon	207	218	.487
Joe Gordon	69	93	.426
Charlie Metro	19	33	.365

Did You Know...

that in 1992 Hal McRae became the 5th Royals manager to be selected as a coach for the American League club in the All-Star Game. He joined Bob Lemon (1972), Jack McKeon (1974), Whitey Herzog (1978) and Dick Howser (1982 and 1985).

1993 Starts By Position

P:	Appier-34; Cone-34; Pichardo-25; Haney-23; Gardner-16; Gordon-14; Gubicza-6; Magnante-6; Rasmussen-4.
C:	Macfarlane-102; Mayne-58; Santovenia-2.
1B:	Joyner-136; Hamelin-14; Gaettie-8; Brooks-3; Gwynn-1.
2B:	Lind-132; Rossy-14; Howard-7; Wilkerson-4; Shumpert-3; Miller-2.
3B:	Hiatt-66; Gaetti-65; Miller-18; Wilson-11; Rossy-2.
SS:	Gagne-148; Rossy-9; Wilkerson-4; Howard-1.
LF:	McReynolds-89; Gwynn-61; Brooks-4; Miller-3; Pulliam-3; Koslofski-2.
CF:	McRae-150; Jose-8; Koslofski-4.
RF:	Jose-111; Brooks-27; Gwynn-13; Pulliam-11.
DH:	Brett-139; Brooks-6; Gwynn-5; Miller-5; Hiatt-4; Jose-1; Mayne-1; McReynolds-1.

#43 Steve Boros, 3rd Base Coach



Ht.: 6-0 Wt.: 185
 Opening Day Age: 57
 Born: 9-3-36 in Flint, MI
 Resides: Charles City, IA
 Full Name: Stephen Boros, Jr.
 Married: Sharla
 Children: Renee, Sasha and Stephen
 Named to Royals' Staff: 10-4-92

Managerial/Coaching Career: Steve begins the 2nd year of his 2nd stint with KC...previously was a 3rd (1975) and 1st base coach (1976-79)...rejoined the club in 1993 as the 3rd base coach and assists with infielders and baserunning...managed in the Royals' farm system from 1970-74...with the Expos organization from 1980-82...was 94-112 as Oakland's manager in 1983 and '84...managed San Diego to a 74-88 mark in 1986...scouted from 1987-90...served 3 years as a minor league field coordinator for Los Angeles.

Playing Career: Steve signed with the Tigers in 1957...played professionally for 13 seasons including portions of 7 years in the majors...earned MVP honors in the American Association in 1960.

Miscellaneous Notes: Steve graduated from Flint Northern High and the University of Michigan, earning a degree in literature.

PLAYING RECORD

YEAR	CLUB	AVG	G	AB	R	H	2B	3B	HR	RBI	BB	SO	SB
1957	Detroit	.146	24	41	4	6	1	0	0	2	1	8	0
1958	Birmingham	.261	44	138	24	36	3	2	6	17	18	24	3
	Charleston	.077	6	13	0	1	0	0	0	0	0	0	0
	Augusta	.257	77	269	53	69	7	2	14	36	56	55	8
	Detroit	.000	6	2	0	0	0	0	0	0	0	0	0
1959	Birmingham	.305	147	522	89	159	24	7	16	85	70	77	23
1960	Denver	.317	151	571	*128	181	42	8	30	+119	81	91	22
1961	Detroit	.270	116	396	51	107	18	2	5	62	68	42	4
1962	Detroit	.228	116	356	46	81	14	1	16	47	53	62	3
1963	Chicago (NL)	.211	41	90	9	19	5	1	3	7	12	19	0
1964	San Diego	.300	26	100	18	30	8	0	3	15	11	13	1
	Cincinnati	.257	117	370	31	95	12	3	2	31	47	43	4
1965	Cincinnati	.000	2	0	0	0	0	0	0	0	0	0	0
	San Diego	.269	119	420	73	113	28	6	12	30	48	65	10
1966	Buffalo	.279	106	330	51	92	16	1	13	40	29	49	8
1967	Buffalo	.190	107	290	29	55	5	0	10	23	43	71	0
1968	Indy-Vancouver	.266	100	320	24	85	15	0	1	32	42	33	3
1969	Omaha	.272	103	309	56	84	13	5	4	53	51	45	0
A.L. Totals		.244	262	795	101	194	33	3	21	111	122	112	7
N.L. Totals		.248	160	460	40	114	17	4	5	38	59	62	4
M.L. Totals		.245	422	1255	141	308	50	7	26	149	181	174	11

*Led League +Tied for League Lead

MANAGERIAL RECORD

Year	Club	League	Finish	Won	Lost	Pct.
1970	Waterloo	Midwest	10th/10th	49	73	.402
1971	Waterloo	Midwest	5th/2nd	55	64	.462
1972	Waterloo	Midwest	2nd/2nd	72	53	.576
1973	San Jose	California	3rd/2nd	75	65	.536
1974	San Jose	California	4th/1st	81	59	.579
1980	Calgary	Pioneer	3rd	23	46	.333
1983	Oakland	American	4th	74	88	.457
1984	Oakland	American	-	20	24	.455
1986	San Diego	National	4th	74	88	.457
Totals				523	560	.483

COACHING SUMMARY

Year	Club	League	Position
1975-79, 1993	Kansas City	American	3rd/1st Base Coach
1981-82	Montreal	National	1st Base Coach

#44 Glenn Ezell, Bench Coach



Ht.: 6-0 Wt.: 190
Opening Day Age: 49
Born: 10-29-44 in Kentwood, LA
Resides: Leawood, KS
Full Name: Glenn Wayne Ezell
Married: Roberta
Children: Lauren
Named to Royals' Staff: 10-12-88

Managerial/Coaching Career: Glenn returns for his 6th season with the Royals in 1993...begins his 3rd campaign in the dugout as a bench coach after spending 3 seasons as the bullpen coach... joined the organization on November 11, 1987 when he was named manager at Omaha...posted an 81-61 mark as Omaha won the American Association's Western Division for the 1st time since 1982...lost to Indianapolis in the playoff series...began managing in the Pirates' system in 1975...managed and coached in the Padres' organization from 1977-82...with the Texas Rangers as a coach from 1983-85...managed in the Blue Jays' system from 1986-87... owns a minor league managerial record of 543-632 in 10 seasons.

Playing Career: Glenn was signed by the New York Mets as a catcher...also played in the Twins' and Giants' chains...led the 1967 Carolina League catchers in fielding pct. (.990), putouts (842) and assists (87)...led the 1969 Texas League catchers in fielding (.994).

Miscellaneous Notes: Glenn graduated from Amphitheater High (Tucson, AZ) in 1962 where he starred in baseball, football and basketball...graduated from San Diego State in 1976, earning a degree in Recreational Administration.

PLAYING RECORD

YEAR	CLUB	AVG.	G	AB	R	H	2B	3B	HR	RBI	BB	SO	SB
1966	Greenville	.259	45	139	21	36	7	3	2	23	16	33	1
	Auburn	.333	5	12	2	4	0	0	0	2	2	1	0
1967	Durham	.243	123	383	42	93	15	2	6	29	37	72	8
1968	Memphis	.258	64	209	18	54	10	0	1	17	9	28	0
1969	Tidewater	.000	2	4	0	0	0	0	0	0	1	1	0
	Memphis	.243	72	210	23	51	8	0	3	20	33	30	1
1970	Charlotte	.299	49	117	13	35	3	0	4	21	20	23	0
1971	Portland	.276	94	293	29	81	9	3	5	40	26	36	0
1972	Tacoma	.288	87	184	16	53	8	0	1	22	19	35	0
1973	Tacoma	.257	51	148	13	38	8	0	1	22	19	35	0
1974	Phoenix	.316	58	155	17	49	7	2	0	20	22	24	0
1977	Reno	.375	11	24	4	9	0	1	0	6	1	4	0

MINOR LEAGUE MANAGERIAL RECORD

Year	Club	League	Finish	Won	Lost	Pct.
1975	Niagara Falls	New York-Penn.	3rd/6th	29	40	.420
1976	Niagara Falls	New York-Penn.	3rd/3rd	25	34	.424
1977	Reno	California	5th/4th	59	81	.421
1978	Amarillo	Texas	4th	44	89	.331
1979	Amarillo	Texas	4th	35	36	.493
1981	Salem	Carolina	1st/4th	66	74	.471
1982	Amarillo	Texas	4th/3rd	61	74	.452
1986	Ventura	California	2nd/3rd	75	67	.528
1987	Knoxville	Southern	5th/2nd	68	76	.472
1988	Omaha	Am. Association	1st	81	61	.570
Totals				543	632	.462

COACHING SUMMARY

Year	Club	League	Position
1983-85	Texas	American	Bullpen Coach
1989-93	Kansas City	American	Bullpen/Bench Coach

#42 Bruce Kison, Pitching Coach



Ht.: 6-4 Wt.: 175
 Opening Day Age: 44
 Born: 2-18-50 in Pasco, WA
 Resides: Bradenton, FL
 Full Name: Bruce Eugene Kison
 Married: Anna Marie
 Children: Jennifer and Robert
 Named to Royals' Staff: 10-30-91

Coaching Career: Bruce begins his 3rd season with the Royals, moving from the bullpen to pitching coach this year...came to the Royals from the Pirates where he served for 5 seasons in the minor league system, most recently as a roving pitching instructor.

Playing Career: Bruce was Pittsburgh's 6th round pick in the 1968 June draft...big league career spanned 15 seasons...played in 5 LCS (posting a 4-0 record) and 2 World Series...won the 1st World Series night game, vs. Baltimore on October 13, 1971.

Miscellaneous Notes: Bruce graduated from Pasco (WA) High...pitched 3 no-hitters (2 consecutively) as a senior...attended Manatee JC and Central Washington State College.

PLAYING RECORD

YEAR	CLUB	W-L	ERA	G	GS	CG	SV	IP	H	R	ER	BB	SO
1968	Bradenton	2-1	2.25	10	1	0	0	24	24	9	6	6	9
1969	Geneva	5-2	3.16	13	13	4	0	94	84	48	33	39	77
1970	Salem	3-1	0.82	5	4	2	0	33	17	5	3	7	26
	Waterbury	10-4	2.28	19	19	10	0	130	93	42	33	54	82
1971	Charleston	10-1	2.86	12	12	5	0	85	53	29	27	38	57
	Pittsburgh	6-5	3.41	18	13	2	0	95.0	93	40	36	36	60
1972	Pittsburgh	9-7	3.26	32	18	6	3	152.0	123	61	55	69	102
1973	Charleston	8-6	3.95	20	20	4	0	114	94	59	50	82	70
	Pittsburgh	3-0	3.07	7	7	0	0	43.2	36	17	15	24	26
1974	Pittsburgh	9-8	3.49	40	16	1	2	129.0	123	64	50	57	71
1975	Pittsburgh	12-11	3.23	33	29	6	0	192.0	160	89	69	92	89
1976	Pittsburgh	14-9	3.08	31	29	6	1	193.0	180	83	66	52	96
1977	Pittsburgh	9-10	4.90	33	32	3	0	193.0	209	113	105	55	122
1978	Pittsburgh	6-6	3.19	28	11	0	0	96.0	81	40	34	39	62
1979	Pittsburgh	13-7	3.19	33	25	3	0	172.0	157	70	61	45	105
1980	California	3-6	4.93	13	13	2	0	73.0	73	46	40	32	28
1981	California	1-1	3.48	11	4	0	0	44.0	40	18	17	14	19
1982	California	10-5	3.17	33	16	3	1	142.0	120	54	50	44	86
1983	California	11-5	4.05	26	17	4	2	126.2	128	59	57	43	83
1984	California	4-5	5.37	20	7	0	2	65.1	72	42	39	28	66
1985	Boston	5-3	4.11	22	9	0	1	92.0	98	43	42	32	56
A.L. Totals		34-25	4.06	125	66	9	6	543.0	531	262	245	193	338
N.L. Totals		81-63	3.49	255	180	27	6	1265.2	1162	577	491	469	735
M.L. Totals		115-88	3.66	380	246	36	12	1808.2	1693	839	736	662	1073

LEAGUE CHAMPIONSHIP SERIES RECORD

YEAR	CLUB, OPP.	W-L	ERA	G	GS	CG	SV	IP	H	R	ER	BB	SO
1971	Pit. vs. S.F.	1-0	0.00	1	0	0	0	4.2	2	0	0	2	3
1972	Pit. vs. Cin.	1-0	0.00	2	0	0	0	2.1	1	0	0	0	3
1974	Pit. vs. L.A.	1-0	0.00	1	1	0	0	6.2	2	0	0	6	5
1975	Pit. vs. Cin.	0-0	4.50	1	0	0	0	2.0	2	1	1	1	1
1982	Cal. vs. Mil.	1-0	1.93	2	2	1	0	14.0	8	4	3	3	12
L.C.S. Totals		4-0	1.21	7	3	1	0	29.2	15	5	4	12	24

WORLD SERIES RECORD

YEAR	CLUB, OPP.	W-L	ERA	G	GS	CG	SV	IP	H	R	ER	BB	SO
1971	Pit. vs. Bal.	1-0	0.00	2	0	0	0	6.1	1	0	0	2	3
1979	Pit. vs. Bal.	0-1	108.00	1	1	0	0	0.1	3	5	4	2	0
W.S. Totals		1-1	5.40	3	1	0	0	6.2	4	5	4	4	3

COACHING SUMMARY

Year	Club	League	Position
1987-91	Pittsburgh	Minor Leagues	Pitching Instructor
1992-93	Kansas City	American	Bullpen Coach

#45 Lee May, 1st Base Coach



Ht.: 6-3 Wt.: 225
Opening Day Age: 51
Born: 3-23-43 in Birmingham, AL
Resides: Cincinnati, OH
Full Name: Lee Andrew May
Married: Terrye
Children: Yelandra, Lisa and Lee, Jr.
Named to Royals' Staff: 10-30-91

Coaching Career: Lee begins his 6th year as a Royals coach... this is his 3rd season in Hal McRae's reign, his 2nd year as the 1st base coach...was the bench coach in 1991...served as the club's hitting coach from 1984-86...coached for Cincinnati from 1988-89.

Playing Career: Lee hit 20+ HR 11 straight seasons...voted the 1967 N.L. Rookie-of-the-Year...was an All-Star in 1969, '71 and '72.

Miscellaneous Notes: Brother, Carlos, was the A.L. Rookie-of-the-Year in 1969...Lee Jr. was the Mets' 1986 #1 draft pick.

PLAYING RECORD

YEAR	CLUB	AVG.	G	AB	R	H	2B	3B	HR	RBI	BB	SO	SB
1961	Tampa	.260	26	77	10	20	2	2	0	9	6	23	3
1962	Tampa	.260	89	339	45	88	10	3	10	65	22	63	9
1963	Rocky Mount	.263	144	520	79	137	23	4	18	80	48	96	11
1964	Macon	.303	+140	515	91	156	22	5	25	*110	50	126	4
1965	San Diego	.321	143	558	83	179	32	7	34	103	28	84	7
	Cincinnati	.000	5	4	1	0	0	0	0	0	0	1	0
1966	Buffalo	.310	128	471	74	146	25	5	16	78	42	82	11
	Cincinnati	.333	25	75	14	25	5	1	2	10	0	14	0
1967	Cincinnati	.265	127	438	54	116	29	2	12	57	19	80	4
1968	Cincinnati	.290	146	559	78	162	32	1	22	80	34	100	4
1969	Cincinnati	.278	158	607	85	169	32	3	38	110	45	142	5
1970	Cincinnati	.253	153	605	78	153	34	2	34	94	38	125	1
1971	Cincinnati	.278	147	553	85	154	17	3	39	98	42	135	3
1972	Houston	.284	148	592	87	168	31	2	29	98	52	*145	3
1973	Houston	.270	148	545	65	147	24	3	28	105	34	122	1
1974	Houston	.268	152	556	59	149	26	0	24	85	17	97	1
1975	Baltimore	.262	146	580	67	152	28	3	20	99	36	91	1
1976	Baltimore	.258	148	530	61	137	17	4	25	*109	41	104	4
1977	Baltimore	.253	150	585	75	148	15	2	27	99	38	118	2
1978	Baltimore	.246	148	556	56	137	16	1	25	80	31	110	5
1979	Baltimore	.254	124	456	59	116	15	0	19	69	28	100	3
1980	Baltimore	.243	78	222	20	54	10	2	7	31	15	53	2
1981	KANSAS CITY	.291	26	55	3	16	3	0	0	8	3	14	0
1982	KANSAS CITY	.308	42	91	12	28	5	2	3	12	14	18	0
A.L. Totals		.256	862	3075	353	788	109	14	126	507	206	608	17
N.L. Totals		.274	1209	4534	606	1243	230	17	228	737	281	961	22
M.L. Totals		.267	2071	7609	959	2031	339	31	354	1244	487	1569	39

LEAGUE CHAMPIONSHIP SERIES RECORD

YEAR	CLUB, OPP.	AVG.	G	AB	R	H	2B	3B	HR	RBI	BB	SO	SB
1970	Cin. vs. Pit.	.167	3	12	0	2	1	0	0	2	0	2	0
1979	Bal. vs. Cal.	.143	2	7	0	1	0	0	0	1	1	3	0

WORLD SERIES RECORD

YEAR	CLUB, OPP.	AVG.	G	AB	R	H	2B	3B	HR	RBI	BB	SO	SB
1970	Cin. vs. Bal.	.389	5	18	6	7	2	0	2	8	2	2	0
1979	Bal. vs. Pit.	.000	2	1	0	0	0	0	0	0	1	1	0

ALL-STAR GAME RECORD

YEAR	CLUB, SITE	AVG.	G	AB	R	H	2B	3B	HR	RBI	BB	SO	SB
1969	N.L., Was.	.000	1	1	0	0	0	0	0	0	0	1	0
1971	N.L., Det.	.000	1	1	0	0	0	0	0	0	1	0	0
1972	N.L., Atl.	.250	1	4	0	1	0	0	0	1	0	0	0

COACHING SUMMARY

Year	Club	League	Position
1984-86, 1992-93	Kansas City	American	Hitting/Bench Coach
1988-89	Cincinnati	National	Coach

#9 Jamie Quirk, Bullpen Coach



Ht.: 6-4 Wt.: 200
Opening Day Age: 39
Born: 10-22-54 in Whittier, CA
Resides: Overland Park, KS
Full Name: James Patrick Quirk
Married: Anna
Children: Kindal, Kelly and Kemer
Named to Royals' Staff: 10-4-93

Coaching Career: Jamie begins his 1st season as a full-time coach...will work as the bullpen coach...joined the Royals in 1993 as a batting practice pitcher and assisted with the catchers.

Playing Career: Jamie retired in 1993 after 21 years in pro baseball including 18 years at the big league level...played on 6 LCS teams and on 3 World Series squads.

Miscellaneous Notes: Jamie turned down a football scholarship to Notre Dame to sign as the Royals' number 1 pick in 1972.

PLAYING RECORD

YEAR	CLUB	AVG.	G	AB	R	H	2B	3B	HR	RBI	BB	SO	SB
1972	Billings	.255	55	208	29	53	9	4	5	37	14	58	4
1973	San Jose	.231	132	429	58	99	12	7	8	45	58	123	7
1974	Jacksonville	.227	46	163	16	37	7	2	3	21	20	32	2
	Omaha	.281	53	203	27	57	10	2	10	31	16	46	2
1975	Omaha	.274	127	445	62	122	23	4	13	64	49	96	4
	KANSAS CITY	.256	14	39	2	10	0	0	1	5	2	7	0
1976	KANSAS CITY	.246	64	114	11	28	6	0	1	15	2	22	0
1977	Milwaukee	.217	93	221	16	48	14	1	3	13	8	47	0
1978	Spokane	.292	97	343	58	100	20	2	12	63	47	89	2
	KANSAS CITY	.207	17	29	3	6	2	0	0	2	5	4	0
1979	KANSAS CITY	.304	51	79	8	24	6	1	1	11	5	13	0
1980	KANSAS CITY	.276	62	163	13	45	5	0	5	21	7	24	3
1981	KANSAS CITY	.250	46	100	8	25	7	0	0	10	6	17	0
1982	KANSAS CITY	.231	36	78	8	18	3	0	1	5	3	15	0
1983	St. Louis	.209	48	86	3	18	2	1	2	11	6	27	0
1984	Denver	.209	70	201	23	42	6	3	2	24	21	39	0
	Chi. (AL)/Cle.	.333	4	3	1	1	0	0	1	2	0	2	0
1985	Omaha	.244	104	324	33	79	5	1	8	48	35	56	0
	KANSAS CITY	.281	19	57	3	16	3	1	0	4	2	9	0
1986	KANSAS CITY	.215	80	219	24	47	10	0	8	26	17	41	0
1987	KANSAS CITY	.236	109	296	24	70	17	0	5	33	28	56	1
1988	KANSAS CITY	.240	84	196	22	47	7	1	8	25	28	41	1
1989	Tacoma	.170	14	47	5	8	2	0	1	5	3	12	0
	NY. (AL)/Oak./Bal.	.176	47	85	6	15	2	0	1	10	12	20	0
1990	Oakland	.281	56	121	12	34	5	1	3	26	14	34	0
1991	Oakland	.261	76	203	16	53	4	0	1	17	16	28	0
1992	Oakland	.220	78	177	13	39	7	1	2	11	16	28	0
A.L. Totals		.241	936	2180	190	526	98	6	41	236	171	408	5
N.L. Totals		.209	48	86	3	18	2	1	2	11	6	27	0
M.L. Totals		.240	984	2266	193	544	100	7	43	247	177	435	5

LEAGUE CHAMPIONSHIP SERIES RECORD

YEAR	CLUB, OPP.	AVG.	G	AB	R	H	2B	3B	HR	RBI	BB	SO	SB
1976	K.C. vs. N.Y.	.143	4	7	1	1	0	1	0	2	0	2	0
1978	K.C. vs. N.Y.												
1980	K.C. vs. N.Y.												
1985	K.C. vs. Tor.	.000	1	1	0	0	0	0	0	0	0	0	0
1990	Oak. vs. Bos.	1.000	1	1	0	1	0	0	0	0	0	0	0
1992	Oak. vs. Tor.	.000	1	1	0	0	0	0	0	0	0	0	0
LCS Totals		.200	7	10	1	2	0	1	0	2	0	2	0

WORLD SERIES RECORD

YEAR	CLUB, OPP.	AVG.	G	AB	R	H	2B	3B	HR	RBI	BB	SO	SB
1980	K.C. vs. Phi.												
1985	K.C. vs. St.L.												
1990	Oak. vs. Cin.	.000	1	3	0	0	0	0	0	0	0	2	0

1994 Kansas City Royals

#52 Paul Abbott, RHP

(Non-Roster Player)



Ht.: 6-3 Wt.: 195

Bats: Right Throws: Right

Opening Day Age: 26

Born: 9-15-67 in Van Nuys, CA

Resides: Fullerton, CA

Full Name: Paul David Abbott

Married: Yvette

Children: Lance (9-22-86) and Trent (10-9-87)

Acquired: Signed as a minor league free agent, 11-10-93

Contract Status: 1st year of a 1-year contract thru 1994

M.L. Service: 1 year, 141 days

1993 Notes: Paul began the year on the Minnesota Twins' 40-man roster but was given his unconditional release on March 2... signed to a minor league contract by the Cleveland Indians' organization March 27...started the season at Double-A Canton-Akron... was 4-5 with a 4.06 ERA in 13 games, making 12 starts...fanned 86 batters while walking just 28 in 75.1 innings...contract was purchased by the Indians on June 14...took the loss in his Tribe debut, a 10-4 setback at Detroit on June 15...best outing came on June 25 when he pitched 5.0 innings, allowing 2 hits and 1 run against the Royals...made 5 appearances at the big league level, posting an 0-1 record and 6.38 ERA...outrighted to Triple-A Charlotte on July 9 and remained there for the rest of the season, making 4 appearances for the Knights...elected free agency on October 15.

M.L. Career Notes: Paul has spent parts of the last 4 seasons in the big leagues, working for Minnesota from 1990-92 then with Cleveland in 1993...owns a 3-7 major league record with a 5.25 ERA in 33 games including 15 starts...owns a 3-0 record as a reliever but is winless in 7 decisions as a starter.

1992--began the season on the Disabled List with a partially dislocated right shoulder...recalled by Minnesota on July 22...placed on the D.L. with a strained right shoulder on August 18...activated September 1...pitched 2 innings in relief on September 4, then did not pitch for the rest of the season due to a right shoulder strain.

1991--unable to pitch until April 27 due to a fracture on the middle finger of his pitching hand...recalled by Minnesota on May 27... earned his 1st major league win on June 10 vs. Cleveland, 8-5... optioned to Triple-A Portland on August 12...recalled September 7.

1990--recalled by Minnesota on August 18...debut was an 8-7 loss on August 21 at Kansas City...pitched a 3-hit shutout for 8 innings before leaving a scoreless game on August 26 at Texas.

Minor League & Miscellaneous Notes: Paul was the Minnesota Twins' 3rd round pick in the 1985 June Free Agent Draft...signed by Jesse Flores, Sr...pitched for Kenosha in 1987 where he won his first 6 decisions to earn Twins' Minor League Pitcher-of-the-Month for April/May...led Midwest League starters with a .198 batting-average-against and 6.32 hits per 9 innings...tied for 3rd in the league with 13 wins...tossed a no-hitter to beat Palm Springs, 3-0, on June 26, 1988...led the California League and the Twins' organization in strikeouts...led the league in walks and tied for the lead in starts...named to the Southern League All-Star team in 1989...right elbow strain ended his season on June 30...sustained

ABBOTT Continued

a dislocated right shoulder during an August 21 workout...earned Pacific Coast League Pitcher-of-the-Week honors July 30-August 5, 1990...was leading the PCL in strikeouts at the time of his recall...earned PCL Pitcher-of-the-Week honors May 19-25, 1991...is a 1985 graduate of Sunny Hills High in Fullerton where he was the Orange County Player-of-the-Year as a senior.

YEAR	CLUB	W-L	ERA	G	GS	CG	SHO	SV	IP	H	R	ER	BB	SO
1985	Elizabethton	1-5	6.94	10	10	1	0	0	35.0	33	32	27	32	34
1986	Kenosha	6-10	4.50	25	15	1	0	0	98.0	102	62	49	73	73
1987	Kenosha	13-6	3.65	26	25	1	0	0	145.1	102	76	59	103	138
1988	Visalia	11-9	4.18	28	28	4	2	0	172.1	141	95	80	143	205
1989	Orlando	9-3	4.37	17	17	1	0	0	90.2	71	48	44	48	102
1990	Portland	5-14	4.56	23	23	4	1	0	128.1	110	75	65	82	129
	Minnesota	0-5	5.97	7	7	0	0	0	34.2	37	24	23	28	25
1991	Portland	2-3	3.89	8	8	1	1	0	44.0	36	19	19	28	40
	Minnesota	3-1	4.75	15	3	0	0	0	47.1	38	27	25	36	43
1992	Portland	4-1	2.33	7	7	0	0	0	46.1	30	13	12	31	46
	Minnesota	0-0	3.27	6	0	0	0	0	11.0	12	4	4	5	13
1993	Canton-Akron	4-5	4.06	13	12	1	0	0	75.1	71	34	34	28	86
	Cleveland	0-1	6.38	5	5	0	0	0	18.1	19	15	13	11	7
	Charlotte	0-1	6.63	4	4	0	0	0	19.0	25	16	14	7	12
M.L. Totals		3-7	5.25	33	15	0	0	0	111.1	106	70	65	80	88

*-Led League +-Tied for League Lead

1985 Selected by Minnesota Twins in 3rd round of June Free Agent Draft, signed by Jesse Flores, Sr.

1993 Signed by Cleveland Indians as a minor league free agent, March 27.

1993 Signed by Royals as a minor league free agent, November 10.

CAREER FIELDING

POSITION	PCT.	G	PO	A	E	TC	DP
Pitcher	.913	33	9	12	2	23	1

VS. AMERICAN LEAGUE

Season	1993								CAREER							
	W	L	S	ERA	G	IP	H	ER	W	L	S	ERA	G	IP	H	ER
Season	0	1	0	6.38	5	18.1	19	13	3	7	0	5.25	33	111.1	106	65
Home	0	0	0	3.72	3	9.2	7	4	2	2	0	4.20	15	45.0	38	21
Road	0	1	0	9.35	2	8.2	12	9	1	5	0	5.97	18	66.1	68	44
Baltimore	0	0	0	6.00	1	3.0	3	2	0	0	0	6.00	1	3.0	3	2
Boston	-	-	-	-	-	-	-	-	1	0	0	1.59	4	5.2	5	1
California	-	-	-	-	-	-	-	-	0	1	0	6.14	2	7.1	10	5
Chicago	0	0	0	5.40	1	1.2	2	1	0	0	0	3.77	4	14.1	8	6
Cleveland	-	-	-	-	-	-	-	-	2	0	0	0.87	2	10.1	7	1
Detroit	0	1	0	9.64	1	4.2	7	5	0	2	0	16.50	2	6.0	11	11
Kansas City	0	0	0	1.80	1	5.0	2	1	0	1	0	7.45	3	9.2	8	8
Milwaukee	-	-	-	-	-	-	-	-	0	0	0	3.72	3	9.2	14	4
Minnesota	-	-	-	-	-	-	-	-	-	-	-	-	-	-	-	-
New York	-	-	-	-	-	-	-	-	0	1	0	9.45	2	6.2	9	7
Oakland	0	0	0	9.00	1	4.0	5	4	0	1	0	5.54	3	13.0	11	8
Seattle	-	-	-	-	-	-	-	-	0	1	0	8.10	2	6.2	6	6
Texas	-	-	-	-	-	-	-	-	0	0	0	1.23	3	14.2	8	2
Toronto	-	-	-	-	-	-	-	-	0	0	0	8.31	2	4.1	6	4
Before ASG	0	1	0	6.38	5	18.1	19	13	2	1	0	4.69	11	48.0	42	25
After ASG	-	-	-	-	-	-	-	-	1	6	0	5.68	22	63.1	64	40
Starter	0	1	0	6.38	5	18.1	19	13	0	7	0	6.09	15	65.0	64	44
Reliever	-	-	-	-	-	-	-	-	3	0	0	4.08	18	46.1	42	21
April	-	-	-	-	-	-	-	-	-	-	-	-	-	-	-	-
May	-	-	-	-	-	-	-	-	0	0	0	5.40	1	3.1	3	2
June	0	1	0	5.65	4	14.1	14	9	2	1	0	4.20	7	30.0	28	14
July	0	0	0	9.00	1	4.0	5	4	1	0	0	4.28	9	27.1	24	13
August	-	-	-	-	-	-	-	-	0	3	0	8.87	9	22.1	21	22
September	-	-	-	-	-	-	-	-	0	2	0	3.92	5	20.2	24	9
October	-	-	-	-	-	-	-	-	0	1	0	5.87	2	7.2	6	5
Longest winning streak--0 games									3 games (1991)							
Longest losing streak--1 game (June 15)									5 games (1990)							

ABBOTT'S BESTS

	Season	Game
W	3--1991	Low Hit
ERA	3.27--1993	SO
SV	0	7--3 times, last vs. Chi.,
IP	47.1--1991	7-1-91
SO	43--1991	
Win Streak	3--1991	

#55 Kevin Appier, RHP



Ht.: 6-2 Wt.: 195

Bats: Right Throws: Right

Opening Day Age: 26

Born: 12-6-67 in Lancaster, CA

Resides: Overland Park, KS

Full Name: Robert Kevin Appier

Children: Britney (6-8-87) and
Garrett (10-15-92)

Acquired: Selected in 1st round of
1987 June Free Agent Draft

Contract Status: 1st year of a 1-year
contract thru 1994

M.L. Service: 4 years, 24 days

1993 Notes: Kevin had his best major league season to date, placing 3rd in the Cy Young Award balloting behind Jack McDowell and Randy Johnson...selected to the American League's post-season All-Star team by *Baseball America*...won the A.L. ERA title with a 2.56 mark, becoming just the 2nd Royal (Bret Saberhagen-1989) to do so...finished with a career-high 18 wins, tying for 4th in the league...his .692 winning percentage on an 18-8 record was the league's 8th best mark...also ranked in the league's top 10 in innings pitched (8th-238.2), strikeouts (6th-186), starts (T6th-34), complete games (T10th-5) and opponents batting average against (2nd-.212)...his 7.0 strikeouts per 9 innings ranked him in a tie for 7th...his innings pitched and strikeout totals were both career highs...was the Royals' Opening Day starter for the 2nd consecutive season...winless in his first 3 starts and stood at 2-3 after 7 starts...won 6 straight decisions from June 2-July 22, then after back-to-back losses, ran off a string of 6 more victories...tossed a complete game 1-hitter vs. Texas on July 27 but suffered a 1-0 loss as Rafael Palmeiro homered for the Rangers' lone hit...fanned a career high 11 batters in that contest...also struck out 10 batters vs. Detroit on July 11 and at Texas on October 3...logged a club record 33 consecutive scoreless innings from August 28-September 23 including a complete game 3-hit 1-0 shutout at Seattle on September 18...named the American League Player-of-the-Week for September 13-19...29 of his 34 starts were "quality" starts, a major league-leading 85 percent...the Royals scored 151 runs in his 34 starts (4.4 runs/game) and posted a 23-11 record when he started...KC was held to 2 runs or less in 6 of his 8 losses...earned Royals Pitcher-of-the-Month honors 3 times (June, August and September).

M.L. Career Notes: Kevin's career ERA of 2.95 is 3rd on the Royals' all-time list and tops among all starters in club history...his 2.95 ERA over the last 5 years ranks 5th in the majors during that span...his 59 wins rank 10th on the Royals' all-time list...his 59-38 lifetime record includes a 45-21 mark in his last 66 decisions...has won more games in each successive year since coming to the big leagues (1989-1; 1990-12; 1991-13; 1992-15; 1993-18)...has earned 8 Royals Pitcher-of-the-Month awards...has fanned 10 batters in a game 7 times, tying Bret Saberhagen and Dennis Leonard for the 3rd highest total in club history behind Mark Gubicza and Tom Gordon who have 8 each...owns 7 shutouts among his 17 complete games...won a career-high 9 straight decisions in 1992...posted 7 consecutive wins in 1991 and has had 3 6-game winning streaks...has tossed 2 1-hitters, 4 3-hitters and 3 4-hitters...is 17 games over .500 (33-16) over the past 2 seasons...the

APPIER Continued

Royals are 29 games under .500 (123-152) in that same span when someone else gets the decision.

1992--earned Bruce Rice Royals Pitcher-of-the-Year honors after leading the club with 15 wins, a 2.46 ERA, 30 starts, 208.1 innings, 150 strikeouts and 3 complete games...finished in the league's top 10 in ERA (2nd), winning percentage (7th-.652) and opponents batting average against (3rd-.217), while his career-best 9-game winning streak (May 30-July 29) tied for the 3rd longest in the league...fanned 6.5 batters per 9 innings, the 7th best mark in the A.L...was the Royals' Opening Day starter at Oakland...was 0-2 after 5 starts despite a 1.27 ERA...won his next 3 starts and 12 of his next 13 decisions...earned Royals Pitcher-of-the-Month honors in both April (0-2, 1.27 ERA) and July (4-0, 1.55 ERA) and was tabbed the American League's Pitcher-of-the-Month in July...worked a career-high 10 innings allowing but 2 hits and 0 runs in a no-decision at Cleveland on July 23...did not pitch after September 9 with tendinitis in his right shoulder...Royals were held to 0 or 1 run in 7 of his 8 losses and scored but 2 runs in his other setback.

1991--tied for the team lead with 13 wins...tied for 2nd in the American League and led the club with 3 shutouts...tied for 5th in the A.L. with 6.8 strikeouts/9 innings...also led the Royals' staff in starts (31) and innings pitched (207.2) and was 2nd in complete games (6) and strikeouts (158)...won 7 straight games from June 18-August 13...was 1 of 3 A.L. hurlers to post back-to-back shutouts (tying the club record): vs. Boston on August 7 (a 4-hitter) and at New York on August 13 (a 3-hitter)...earned Royals Pitcher-of-the-Month honors in September after logging a 3-0 mark.

1990--earned *The Sporting News* Rookie Pitcher-of-the-Year honors after posting a 12-8 mark and a 2.76 ERA...named to *Baseball Digest's* All-Rookie team and finished 3rd in the A.L. Rookie-of-the-Year balloting behind Sandy Alomar and Kevin Maas...finished 4th in the A.L. with a 2.76 ERA and tied for 3rd with 3 shutouts...his 12 wins tied for most wins by an A.L. rookie hurler and tied for 2nd on the Royals' staff...tied for 9th in the league allowing 2.6 walks/9 innings...best outing was a 1-hit 4-0 shutout at Detroit on July 7...allowed a leadoff single to Lou Whitaker for the only hit of the game...was the Royals Pitcher-of-the-Month in July and August...won 6 straight starts from July 31-August 29...fanned 10 batters vs. Boston July 20.

1989--made the jump to the majors for the 1st time...contract purchased from Omaha on June 2...made his debut in a start June 4 at California...surrendered 8 hits and 4 runs in 5.1 innings in the contest, suffering a 5-1 setback...earned his 1st major league victory vs. Oakland on June 13...allowed 2 runs on 7 hits over 5.0 frames in the 5-3 win...optioned to Omaha July 4.

Minor League & Miscellaneous Notes: Kevin was selected in the 1st round of the 1987 June draft (the 9th pick overall)...signed by former Royals' pitching coach and current national crosschecker Guy Hansen...played his rookie season for Eugene in 1987...led Baseball City in wins in 1988 and was 2nd on the staff in games started, innings pitched and strikeouts earning a spot on the Florida State League All-Star team...was a non-roster invitee to the Royals' 1989 spring training camp...opened the season with Triple-A Omaha...twice named the league's Pitcher-of-the-Week...was 4-3 with a 3.06 ERA in 11 games when he was recalled in June...added to KC's 40-man winter roster following the season...played Little League and Pony League baseball as a youth...graduated from Antelope Valley (CA) High in 1985, lettering in baseball...was inducted into their Hall of Fame...attended Fresno State and Antelope Valley JC where he played baseball.

APIER Continued

YEAR CLUB	W-L	ERA	G	GS	CG	SHO	SV	IP	H	R	ER	BB	SO
1987 Eugene	5-2	3.04	15	15	0	0	0	77.0	81	43	26	29	72
1988 Baseball City	10-9	2.75	24	24	1	0	0	147.1	134	58	45	39	112
Memphis	2-0	1.83	3	3	0	0	0	19.2	11	5	4	7	18
1989 Omaha	8-8	3.95	22	22	3	2	0	139.0	141	70	61	42	109
KANSAS CITY	1-4	9.14	6	5	0	0	0	21.2	34	22	22	12	10
1990 Omaha	2-0	1.50	3	3	0	0	0	18.0	15	3	3	3	17
KANSAS CITY	12-8	2.76	32	24	3	3	0	185.2	179	67	57	54	127
1991 KANSAS CITY	13-10	3.42	34	31	6	3	0	207.2	205	97	79	61	158
1992 KANSAS CITY	15-8	2.46	30	30	3	0	0	208.1	167	59	57	68	150
1993 KANSAS CITY	18-8	*2.56	34	34	5	1	0	238.2	183	74	68	81	186
M.L. Totals	59-38	2.95	136	124	17	7	0	862.0	768	319	283	276	631

*-Led League +-Tied for League Lead

1987 Selected by Royals in 1st round (9th player selected) of June Free Agent Draft, signed by Guy Hansen.

CAREER FIELDING

POSITION	PCT.	G	PO	A	E	TC	DP
Pitcher	.959	136	81	82	7	170	11

VS. AMERICAN LEAGUE

	1993								CAREER							
	W	L	S	ERA	G	IP	H	ER	W	L	S	ERA	G	IP	H	ER
Season	18	8	0	2.56	34	238.2	183	68	59	38	0	2.95	136	862.0	768	283
Home	8	5	0	2.39	17	116.2	84	31	29	20	0	2.76	64	407.1	344	125
Road	10	3	0	2.73	17	122.0	99	37	30	18	0	3.13	72	454.2	424	158
Baltimore	1	1	0	3.95	3	13.2	16	6	2	3	0	2.68	9	57.0	53	17
Boston	2	1	0	1.93	4	28.0	21	6	6	4	0	2.50	13	90.0	78	25
California	2	0	0	0.69	2	13.0	8	1	5	3	0	3.74	9	55.1	55	23
Chicago	2	0	0	1.99	3	22.2	13	5	4	5	0	3.18	14	79.1	72	28
Cleveland	1	2	0	6.61	3	16.1	26	12	6	5	0	3.70	13	82.2	103	34
Detroit	2	0	0	2.84	3	19.0	17	6	7	1	0	2.75	11	59.0	48	18
Kansas City	-	-	-	-	-	-	-	-	-	-	-	-	-	-	-	-
Milwaukee	0	1	0	5.68	1	6.1	8	4	3	1	0	2.90	8	40.1	40	13
Minnesota	1	1	0	2.59	3	24.1	20	7	3	2	0	3.45	8	57.1	52	22
New York	1	0	0	3.86	2	14.0	12	6	4	1	0	4.17	6	36.2	34	17
Oakland	2	1	0	1.57	3	23.0	15	4	6	4	0	2.00	13	90.0	70	20
Seattle	2	0	0	0.50	2	18.0	8	1	6	2	0	2.43	11	77.2	57	21
Texas	1	1	0	1.85	3	24.1	9	5	4	4	0	3.38	12	74.2	54	28
Toronto	1	0	0	2.81	2	16.0	10	5	3	3	0	2.47	9	62.0	52	17
Before ASG	10	4	0	3.00	19	129.0	109	43	30	21	0	3.27	78	465.0	431	169
After ASG	8	4	0	2.05	15	109.2	74	25	29	17	0	2.58	58	397.0	337	114
Starter	18	8	0	2.56	34	238.2	183	68	59	37	0	2.90	124	837.1	734	270
Reliever	-	-	-	-	-	-	-	-	0	1	0	4.74	12	24.2	34	13
April	2	3	0	3.70	6	41.1	37	17	3	8	0	2.96	17	100.1	87	33
May	3	1	0	3.28	5	35.2	38	13	10	4	0	3.09	24	139.2	140	48
June	4	0	0	2.23	6	44.1	30	11	11	8	0	3.57	28	171.2	158	68
July	2	1	0	2.43	5	29.2	17	8	13	3	0	2.78	23	155.2	127	48
August	3	1	0	2.89	6	43.2	36	14	14	6	0	2.80	23	157.2	134	49
September	3	2	0	1.00	5	36.0	21	4	7	8	0	2.32	19	124.0	113	32
October	1	0	0	1.13	1	8.0	4	1	1	1	0	3.46	2	13.0	9	5
Longest winning streak--6 games (twice)									9 games (1992)							
Longest losing streak--2 games (3 times)									5 games (1991)							

APIER'S BESTS

	Season	Game
W	18--1993	1--twice, at Det., 7-7-90 and vs. Tex., 7-27-93
ERA	2.46--1992	
SV	0	11--vs. Tex., 7-27-93
IP	238.2--1993	
SO	186--1993	
Win Streak	9--1992	
Low Hit		
SO		

Royals 20-Game Winners

Wins	Pitcher	Age	Year
23	Bret Saberhagen	25	1989
22	Steve Busby	25	1974
21	Dennis Leonard	27	1978
20	Paul Splittorff	26	1973
20	Dennis Leonard	26	1977
20	Dennis Leonard	29	1980
20	Bret Saberhagen	21	1985
20	Mark Gubicza	26	1988

#48 Steve Balboni, 1B/DH

(Non-Roster Player)



Ht.: 6-3 Wt.: 250

Bats: Right Throws: Right

Opening Day Age: 37

Born: 1-16-57 in Brockton MA

Resides: Murray Hill, NJ

Full Name: Stephen Charles Balboni

Married: Eve

Children: Daniel (3-13-85), Matthew (8-28-87) and Michael (4-3-91)

Acquired: Signed as a Minor League Free Agent, 1-27-94

Contract Status: 1st year of a 1-year contract thru 1994

M.L. Service: 8 years, 21 days

1993 Notes: Steve logged his 3rd consecutive season in the Texas Rangers' organization...spent most of the season with the Triple-A Oklahoma City 89ers...led the American Association in homers (36) for the 2nd straight year and was 2nd among all minor league players in home runs to Charlotte's Sam Horn (38)...was 2nd in the league with 108 RBI...led the team with 51 walks and 471 at-bats...earned a spot on the American Association's post-season all-star team as the designated hitter...contract was purchased by Texas on September 1...appeared in 2 games with the Rangers...fanned as a pinch-hitter on September 13 vs. Cleveland in his 1st major league appearance since October 2, 1990...started as the designated hitter on October 2 against Kansas City and collected 3 hits in 4 at-bats.

M.L. Career Notes: Steve has hit 420 home runs in his 16-year professional career including 181 at the major league level...owns a dozen career 2-home run games and 4 grand slams...led the Royals in home runs from 1984-86, including a club record 36 round trippers in 1985...hit .230 (459-for-1999) in his 1st tour with the Royals, belting 119 home runs with 318 RBI in 566 games...his 119 round trippers as a Royal ranks 7th on the club's all-time list.

1990--hit a career-low .192 in his 2nd season with the Yankees, 40 points below his .232 career average entering the season...his 266 at-bats were the fewest since 1983...hit 17 home runs for the 2nd straight season...belted 2 pinch-hit home runs and had a pair of 2-home run games.

1989--acquired by the Yankees on March 27 from Seattle in exchange for pitcher Dana Ridenour...platooned at 1st base and at the DH spot...belted his 4th career grand slam on April 14 off the Twins' Frank Viola...his .502 slugging pct. ranked 1st among designated hitters.

1988--hit .143 in 21 games for the Royals before being released on May 27...signed by Seattle on June 1...led the Mariners in home runs (21) and finished 3rd on the club with 61 RBI...smashed a 442-foot home run off Cleveland's John Farrell on July 5, becoming only the 5th player ever to reach the Kingdome's 2nd deck in left field...named Seattle's Player-of-the-Month in September.

1987--homered once in every 16.08 at-bats, the best ratio of his career...8 of his last 16 hits were home runs.

1986--led Kansas City in home runs for the 3rd consecutive year...his 88 RBI ranked 2nd on the club...hit his 100th major league home run at Texas on September 5.

BALBONI Continued

1985--established career highs in almost every offensive category and also set a Kansas City record with 36 home runs...named the American League Player of the Week for April 15-21 when he hit .385 with 3 home runs and 8 RBI...was the Royals Player-of-the-Month for April...swiped the only base of his major league career on July 23 vs. New York...hit .320 (8-for-25) during the World Series vs. St. Louis with 3 RBI.

1984--posted his 1st full season in the big leagues...collected a career-high 13-game hitting streak from September 10-23, going 17-for-48, .354 during the hot stretch...led the club in home runs (28) and RBI (77).

1983--hit .233 in 32 games for the Yankees with 5 round trippers...traded to the Royals on December 8 with pitcher Roger Erickson for pitcher Mike Armstrong and catcher Duane Dewey.

1982--split time between Columbus and New York...hit his 1st major league home run on May 13 off Oakland's Tom Underwood.

1981--recalled by the Yankees April 21...made his major league debut the next day against Detroit and tripled in his 1st at-bat.

Minor League & Miscellaneous Notes: Steve was originally selected by the New York Yankees in the 4th round of the 1978 June Free Agent Draft...signed by Bill Livesey...began his professional career with Ft. Lauderdale in 1978...was the 1979 Florida State League MVP after leading the league in home runs and RBI...advanced to the Double-A level in 1980 and was named the Southern League's Player-of-the-Year...set a league record with 122 RBI...finished the 1981 season as an International League All-Star while playing for Columbus...released by the Yankees on April 1, 1991...signed by the Texas organization on June 1, 1991...led the American Association in home runs (30) and RBI (104) in 1992 while playing for Oklahoma City...hit 86 home runs with 275 RBI in 3 seasons (1991-93) at OKC...was a 3-sport standout at Memorial High School in Manchester, NH where he was voted the school's Athlete of the Year his senior year...attended Eckerd College in St. Petersburg, FL...named the MVP in 1977 after leading his team to a 2nd place finish in the Division II College World Series...hit 26 HR and collected 77 RBI in 43 games as a senior...was the only Division II player named to *The Sporting News'* All-American team.

YEAR CLUB	AVG.	G	AB	R	H	2B	3B	HR	RBI	BB	SO	SB
1978 Ft. Lauderdale	.205	60	176	19	36	5	0	1	19	20	47	1
West Haven	.000	2	2	0	0	0	0	0	0	0	0	0
1979 Ft. Lauderdale	.252	*140	504	69	127	19	2	*26	*91	*69	154	2
1980 Nashville	.301	141	521	*101	157	25	2	*34	*122	82	162	4
1981 Columbus	.247	125	434	68	107	21	2	*33	*98	55	*146	0
New York (AL)	.286	4	7	2	2	1	1	0	2	1	4	0
1982 Columbus	.284	83	313	57	89	17	1	*32	86	38	68	0
New York (AL)	.187	33	107	8	20	2	1	2	4	6	34	0
1983 New York (AL)	.233	32	86	8	20	2	0	5	17	8	23	0
Columbus	.274	84	317	72	87	14	0	27	81	48	91	1
1984 KANSAS CITY	.244	126	438	58	107	23	2	28	77	45	139	0
1985 KANSAS CITY	.243	160	600	74	146	28	2	36	88	52	166	1
1986 KANSAS CITY	.229	138	512	54	117	25	1	29	88	43	146	0
1987 KANSAS CITY	.207	121	386	44	80	11	1	24	60	34	97	0
1988 KANSAS CITY	.143	21	63	2	9	2	0	2	5	1	20	0
Seattle	.251	97	350	44	88	15	1	21	61	23	67	0
1989 New York (AL)	.237	110	300	33	71	12	2	17	59	25	67	0
1990 New York (AL)	.192	116	266	24	51	6	0	17	34	35	91	0
1991 Oklahoma City	.269	83	301	44	81	15	1	20	63	33	74	0
1992 Oklahoma City	.251	117	454	75	114	26	2	*30	*104	55	100	0
1993 Oklahoma City	.244	126	471	67	115	22	0	*36	108	51	98	0
Texas	.600	2	5	0	3	0	0	0	0	0	2	0
M.L. Totals	.229	960	3120	351	714	127	11	181	495	273	856	1

*-Led League

BALBONI Continued

LEAGUE CHAMPIONSHIP SERIES RECORD

YEAR CLUB, OPP.	AVG.	G	AB	R	H	2B	3B	HR	RBI	BB	SO	SB
1984 K.C. vs. Det.	.100	3	10	0	1	0	0	0	0	1	4	0
1985 K.C. vs. Tor.	.120	7	25	1	3	0	0	0	1	2	8	0
LCS Totals	.114	10	35	1	4	0	0	0	1	3	12	0

WORLD SERIES RECORD

YEAR CLUB, OPP.	AVG.	G	AB	R	H	2B	3B	HR	RBI	BB	SO	SB
1985 K.C. vs. St.L.	.320	7	25	2	8	0	0	0	3	5	4	0

- 1978 Signed by the New York Yankees in the 4th round of the June draft, signed by Bill Livesey.
- 1983 Obtained by Royals with pitcher Roger Erickson from New York Yankees for pitcher Mike Armstrong and catcher Duane Dewey, December 8.
- 1988 Released by Royals, May 27.
- 1988 Signed by Seattle Mariners as a free agent, June 1.
- 1989 Obtained by New York Yankees from Seattle Mariners in exchange for pitcher Dana Ridenour, March 27.
- 1991 Released by New York Yankees, April 1.
- 1991 Signed by Texas Rangers as a minor league free agent, June 1.
- 1994 Signed by Royals as a minor league free agent, January 27.

CAREER FIELDING

POSITION	PCT.	G	PO	A	E	TC	DP
1st Base	.989	630	5579	386	64	6029	521

VS. AMERICAN LEAGUE

	1993							CAREER						
	AVG.	G	AB	R	H	HR	RBI	AVG.	G	AB	R	H	HR	RBI
Season	.600	2	5	0	3	0	0	.229	960	3120	351	714	181	495
Home	.600	2	5	0	3	0	0	.224	486	1556	175	349	82	236
Road	-	-	-	-	-	-	-	.233	474	1564	176	365	99	259
Baltimore	-	-	-	-	-	-	-	.207	78	232	29	48	13	33
Boston	-	-	-	-	-	-	-	.199	79	266	23	53	10	32
California	-	-	-	-	-	-	-	.256	71	246	26	63	15	40
Chicago	-	-	-	-	-	-	-	.197	68	218	22	43	13	27
Cleveland	.000	1	1	0	0	0	0	.238	82	256	35	61	17	36
Detroit	-	-	-	-	-	-	-	.270	71	237	35	64	18	46
Kansas City	.750	1	4	0	3	0	0	.284	30	81	9	23	6	20
Milwaukee	-	-	-	-	-	-	-	.283	81	247	37	70	13	40
Minnesota	-	-	-	-	-	-	-	.202	69	223	23	45	15	38
New York	-	-	-	-	-	-	-	.218	57	206	23	45	9	24
Oakland	-	-	-	-	-	-	-	.218	73	234	25	51	15	45
Seattle	-	-	-	-	-	-	-	.230	54	178	21	41	8	38
Texas	-	-	-	-	-	-	-	.210	74	248	22	52	14	34
Toronto	-	-	-	-	-	-	-	.222	73	248	21	55	15	42
Before ASG	-	-	-	-	-	-	-	.226	496	1613	167	364	83	234
After ASG	.600	2	5	0	3	0	0	.232	464	1507	184	350	98	261
vs. LHP	-	-	-	-	-	-	-	.230	-	1201	-	276	73	182
vs. RHP	.600	2	5	0	3	0	0	.228	-	1919	-	438	108	313
Pinch Hitter	.000	1	1	0	0	0	0	.220	118	100	5	22	4	12
Desig. Hitter	.750	1	4	0	3	0	0	.224	271	811	85	182	43	131
April	-	-	-	-	-	-	-	.216	114	384	34	83	15	48
May	-	-	-	-	-	-	-	.216	158	514	55	111	24	66
June	-	-	-	-	-	-	-	.234	157	492	54	115	32	88
July	-	-	-	-	-	-	-	.253	181	569	72	144	41	111
August	-	-	-	-	-	-	-	.219	158	520	66	114	32	84
September	.000	1	1	0	0	0	0	.223	176	587	67	131	35	93
October	.750	1	4	0	3	0	0	.296	16	54	3	16	2	5
Longest hitting streak--1 game (October 2)								13 games (1984)						

BALBONIS BESTS

	Season		Game
AVG.	.251--1988	H	4--twice, last vs. Cal. 8-3-88
H	146--1985	HR	2--12 times, last at Tor., 6-22-90
HR	36--1985	RBI	5--3 times, last vs. Cal. 8-3-88
RBI	88--1985 & 1986	SB	1--vs. NY., 7-23-85
SB	1--1985		
Hit Strk	13--1984		

Balboni's Home Runs by City

Total	Bal.	Bos.	Cal.	Chi.	Cle.	Det.	KC	Mil.	Min.	NY.	Oak.	Sea.	Tex.	Tor.
181	8	8	10	7	10	10	48	7	9	19	8	19	10	8

#50 Stan Belinda, RHP



Ht.: 6-3 **Wt.:** 215
Bats: Right **Throws:** Right
Opening Day Age: 27
Born: 8-6-66 in Huntingdon, PA
Resides: Alexandria, PA
Full Name: Stanley Peter Belinda
Married: Lori
Children: Maura (4-22-92)
Acquired: Obtained from Pittsburgh Pirates in exchange for Dan Miceli and Jon Lieber, 7-31-93
Contract Status: 1st year of a 1-year contract thru 1994
M.L. Service: 3 years, 162 days

1993 Notes: Stan was obtained in a mid-season deal with the Pittsburgh Pirates to solidify the Royals' bullpen, primarily as a set-up man for closer Jeff Montgomery...began the season as a closer for the defending National League Eastern Division champions...pitched in 40 games for the Pirates, all in relief...recorded a 3-1 record and a career-high 19 saves in 22 opportunities...led the Pirates and was 10th in the National League with 55 Roloids relief points...his .864 save percentage was the N.L.'s 7th best mark...was 2-0 with 4 saves in 4 opportunities and a 1.80 ERA in June...as a Pirate, lefthanders hit .253 (19-for-75) against him while righthanders hit .198 (16-for-81)...came to the Royals on July 31 in exchange for minor league pitchers Dan Miceli and Jon Lieber...posted a 1-1 record and 4.28 ERA in his 1st stint in the American League...made his Royals' debut on August 1 vs. Cleveland, hurling 1 perfect inning...suffered the loss in his next appearance when he surrendered a 2-run 8th inning homer to Greg Myers at California on August 3...first American League win came vs. Seattle on August 9 in a 7-6 victory...allowed runs in 5 of his last 7 appearances, raising his ERA from 3.00 to 4.28...retired 13 of the first 14 first-batters faced and retired 16 of the 23 first-batters faced overall after joining the Royals...did not allow any of his first 8 inherited runners to score after joining KC...logged "holds" in 3 consecutive outings, August 13-17 and recorded 8 holds with the Royals...American League opponents hit him at a .280 clip...lefthanders hit .386 (17-for-44) while righties batted .206 (13-for-63).

M.L. Career Notes: Stan ranks 3rd on the Pirates' all-time saves list with 61 behind only Kent Tekulve and Dave Giusti...has recorded a higher number of saves in each of the last 4 seasons, logging 8 in 1990, 16 in 1991, 18 in 1992 and 19 in 1993...has limited left-handed batters to a .226 lifetime average (110-for-487) with 14 home runs; righthanded batters are hitting .220 (124-for-563) with 14 homers against him...has not started a game in his professional career...has allowed but 3 unearned runs in his career...appeared in 3 consecutive league championship series for the Pirates from 1990-1992...allowed just 1 earned run on 5 hits in 10.0 innings with 10 strikeouts in his 8 post-season appearances.

1992--led the Pirates with 18 saves and posted a career-best 3.15 ERA...his 18 saves came in 24 opportunities...allowed 1 earned run in his first 14.0 innings...collected his 1st major league hit at Montreal on June 27 (was hitless in his previous 13 career at-bats)...recorded the final out in the Pirates' division-clinching win vs. New York on September 27...limited lefthanded hitters to a .193 batting average (26-for-135)...righthanded hitters batted .256 (32-for-125) against him.

BELINDA Continued

1991--was 2nd on the Pirates' staff with 60 appearances...set career highs in innings pitched, strikeouts and appearances...allowed only 5.74 hits per 9 innings, the 2nd lowest single-season rate in team history among pitchers who worked at least 60.0 innings (only Goose Gossage - 5.28 in 1977 - had a lower rate)...pitched 5.0 scoreless innings in 3 appearances in the NLCS.

1990--recalled by Pittsburgh on May 19...earned his 1st major league win on June 5 pitching 2 scoreless innings vs. Chicago...registered his 1st major league save on June 24 at Montreal...tied Bob Patterson for the club lead in appearances and established a Pirate rookie record for saves...also led N.L. rookies in saves with 8...his 8 saves came in 13 opportunities...lefthanded batters hit .182 (16-for-88).

1989--contract was purchased by the Pirates on September 7...made his major league debut on September 8 at New York.

Minor League & Miscellaneous Notes: Stan was the Pittsburgh Pirates' 10th round selection in the 1986 June Free Agent Draft...saved 7 games for Bradenton in the Gulf Coast Rookie League in 1986 before being promoted to Class-A Watertown...pitched for Macon in 1987 where he was 2nd in the South Atlantic League in games finished (45) and 3rd in saves (16)...limited opponents to a .203 batting average, 2nd lowest among the league's relievers...led the Salem staff in saves and was 2nd in appearances in 1988...finished 3rd in the Carolina League in games finished (42)...opponents hit just .205 against him, 3rd among the league's relievers...began the 1989 season with Harrisburg (AA)...finished 3rd in the Eastern League in saves and set a Harrisburg club record in that category despite being promoted to Buffalo on July 17...did not allow an earned run in his last 10 outings with the Bisons (17.1 IP)...opponents hit .137 against him while with Buffalo...converted all 9 of his save opportunities...began the 1990 season with Buffalo...is a graduate of State College (PA) Area High School where he played baseball...was also an amateur boxer...attended Allegany Community College in Cumberland, MD for 2 years where he studied forestry...team won the community college state title in 1986...played on the Pennsylvania State American Legion championship team in 1985.

YEAR CLUB	W-L	ERA	G	GS	CG	SHO	SV	IP	H	R	ER	BB	SO
1986 Bradenton	3-2	2.66	17	0	0	0	7	20.1	23	12	6	2	17
Watertown	0-0	3.38	5	0	0	0	2	8.0	5	3	3	2	5
1987 Macon	6-4	2.09	50	0	0	0	16	82.0	59	26	19	27	75
1988 Salem	6-4	2.76	53	0	0	0	14	71.2	54	33	22	32	63
1989 Harrisburg	1-4	2.33	32	0	0	0	13	38.2	32	13	10	25	33
Buffalo	2-2	0.95	19	0	0	0	9	28.1	13	5	3	13	28
Pittsburgh	0-1	6.10	8	0	0	0	0	10.1	13	8	7	2	10
1990 Buffalo	3-1	1.90	15	0	0	0	5	23.2	20	8	5	8	25
Pittsburgh	3-4	3.55	55	0	0	0	8	58.1	48	23	23	29	55
1991 Pittsburgh	7-5	3.45	60	0	0	0	16	78.1	50	30	30	35	71
1992 Pittsburgh	6-4	3.15	59	0	0	0	18	71.1	58	26	25	29	57
1993 Pittsburgh	3-1	3.61	40	0	0	0	19	42.1	35	18	17	11	30
KANSAS CITY	1-1	4.28	23	0	0	0	0	27.1	30	13	13	6	25
N.L. Totals	19-15	3.52	222	0	0	0	61	260.2	204	105	102	106	223
A.L. Totals	1-1	4.28	23	0	0	0	0	27.1	30	13	13	6	25
M.L. Totals	20-16	3.59	245	0	0	0	61	288.0	234	118	115	112	248

LEAGUE CHAMPIONSHIP SERIES RECORD

YEAR CLUB, OPP.	W-L	ERA	G	GS	CG	SHO	SV	IP	H	R	ER	BB	SO
1990 Pit. vs. Cin.	0-0	2.45	3	0	0	0	0	3.1	3	1	1	0	4
1991 Pit. vs. Atl.	1-0	0.00	3	0	0	0	0	5.0	0	0	0	3	4
1992 Pit. vs. Atl.	0-0	0.00	2	0	0	0	0	1.2	2	0	0	1	2
L.C.S. Totals	1-0	0.90	8	0	0	0	0	10.0	5	1	1	4	10

1986 Selected by Pittsburgh in 10th round of June Free Agent Draft

1993 Obtained by Royals in exchange for pitchers Dan Miceli and Jon Lieber, July 31.

BELINDA Continued

M.L. BATTING TOTALS

	AVG.	AB	H	HR	RBI
M.L. Totals	.125	16	2	0	3

CAREER FIELDING

POSITION	PCT.	G	PO	A	E	TC	DP
Pitcher	1.000	245	15	18	0	33	3

VS. AMERICAN LEAGUE 1993 & CAREER

	W	L	S	ERA	G	IP	H	ER
Season	1	1	0	4.28	23	27.1	30	13
Home	1	0	0	3.46	11	13.0	14	5
Road	0	1	0	5.02	12	14.1	16	8
Baltimore	-	-	-	-	-	-	-	-
Boston	0	0	0	1.42	4	6.1	2	1
California	0	1	0	6.75	2	4.0	7	3
Chicago	0	0	0	2.25	3	4.0	3	1
Cleveland	0	0	0	0.00	1	1.0	0	0
Detroit	-	-	-	-	-	-	-	-
Kansas City	-	-	-	-	-	-	-	-
Milwaukee	0	0	0	0.00	1	1.0	1	0
Minnesota	0	0	0	5.40	4	5.0	6	3
New York	0	0	0	54.00	2	0.1	3	2
Oakland	0	0	0	4.50	3	2.0	3	1
Seattle	1	0	0	0.00	2	3.0	1	0
Texas	0	0	0	27.00	1	0.2	4	2
Toronto	-	-	-	-	-	-	-	-
Before ASG	-	-	-	-	-	-	-	-
After ASG	1	1	0	4.28	23	27.1	30	13
Starter	-	-	-	-	-	-	-	-
Reliever	1	1	0	4.28	23	27.1	30	13
April	-	-	-	-	-	-	-	-
May	-	-	-	-	-	-	-	-
June	-	-	-	-	-	-	-	-
July	-	-	-	-	-	-	-	-
August	1	1	0	3.24	15	16.2	12	6
September	0	0	0	4.50	7	10.0	14	5
October	0	0	0	27.00	1	0.2	4	2

Longest winning streak--1 game (August 9)

Longest losing streak--1 game (August 3)

BELINDA'S BESTS

Season

W	7--1991
ERA	3.15--1992
SV	19--1993
IP	78.1--1991
SO	71--1991
Win Strk	3--4 times, last: 1993

Game

Low-Hit	--
SO	4--twice: 8-25-91 vs. S.F. & 5-8-92 vs. Hou.

Royals Month-By-Month Records

	1969	1970	1971	1972	1973	1974	1975	1976	1977
April	9-10	7-12	11-11	6-8	13-8	8-11	11-9	5-7	11-8
May	12-15	12-15	12-11	7-16	14-15	17-11	16-11	20-10	10-15
June	10-18	7-19	15-12	18-9	15-15	12-14	14-14	19-10	17-12
July	11-18	12-19	14-16	15-16	18-10	14-14	15-14	17-12	18-8
August	10-17	13-16	18-12	14-14	14-12	18-13	16-12	17-14	20-11
September	15-15	14-15	15-14	15-13	14-14	8-20	19-11	12-16	25-5
October	2-0	0-1	1-2	0-2	-	-	-	0-3	1-1
Totals	69-93	65-97	85-76	76-78	88-74	77-85	91-71	90-72	102-60
	1978	1979	1980	1981	1982	1983	1984	1985	1986
April	14-5	11-10	10-8	3-10	11-8	10-7	8-11	11-8	9-10
May	11-14	17-11	17-10	12-15	14-13	11-13	12-15	14-13	14-14
June	13-17	14-14	17-12	5-5	16-11	14-14	13-14	12-14	14-15
July	20-8	10-17	18-9	-	15-12	12-15	17-15	17-10	9-17
August	13-16	19-11	23-7	10-11	21-11	17-18	17-12	15-12	14-14
September	20-10	14-14	8-18	18-10	11-16	13-15	17-11	18-12	13-15
October	1-0	-	4-1	-	2-1	2-1	4-2	-	3-1
Totals	92-70	85-77	97-65	50-53	90-72	79-83	84-78	91-71	76-86
	1987	1988	1989	1990	1991	1992	1993		
April	9-10	12-10	16-8	6-12	8-11	3-17	9-14		
May	18-9	11-17	14-13	14-14	13-14	14-14	16-9		
June	12-16	17-10	14-12	11-16	12-15	15-12	13-15		
July	10-18	12-15	13-14	17-12	16-10	13-14	16-12		
August	16-13	18-10	21-8	17-12	18-11	14-14	15-14		
September	15-13	14-13	14-14	10-18	14-15	12-16	13-13		
October	3-0	0-2	0-1	0-2	1-4	1-3	2-1		
Totals	83-79	84-77	92-70	75-86	82-80	72-90	84-78		

Bold-denotes most wins in a month

#41 Billy Brewer, LHP



Ht.: 6-1 **Wt.:** 175
Bats: Left **Throws:** Left
Opening Day Age: 25
Born: 4-15-68 in Ft. Worth, TX
Resides: Waco, TX
Full Name: William Robert Brewer
Married: Leslie
Acquired: Selected in Rule 5 Draft from the Montreal Expos organization, 12-7-92
Contract Status: 1st year of a 1-year contract thru 1994
M.L. Service: 1 year, 0 days

1993 Notes: Billy made the club out of spring training after being selected from the Montreal Expos' organization (Ottawa roster) in the Rule 5 draft at the 1992 Winter Meetings...of the 18 players selected, 4 remained with the club that drafted them for the entire season: Brewer (Royals); Sherman Obando (Orioles); Mike Draper (Mets); Kerry Taylor (Padres)...posted a 2-2 record and 3.46 ERA in 46 relief appearances, the most appearances by a Royal left-hander...made his major league debut on April 8 vs. Boston pitching 1 inning in relief...did not allow an earned run in his first 11 appearances covering 8.1 innings...earned his first big league win vs. Milwaukee on June 4...first loss came 4 days later against the Yankees...allowed runs in just 3 of his first 20 games, then surrendered tallies in 5 straight outings from July 7-24...did not allow a run in his next 11 appearances covering 9.0 innings...hurled a season-high 3.0 innings vs. Milwaukee on September 8 but was tagged with the loss in a 2-1 setback...stranded his first 11 inherited runners and allowed just 4 of 35 inherited runners to score...opponents hit him at a .230 clip...lefthanders hit .183 (11-for-60) while righties hit .267 (20-for-75).

Minor League & Miscellaneous Notes: Billy was the Montreal Expos' 36th pick in the 1990 June Free Agent Draft...ranked 5th among the New York-Penn League's relievers in strikeouts/9 innings (12.4) in his rookie campaign at Jamestown...hurled for Rockford in 1991...allowed 1 earned run in his first 11 appearances (15.2 innings)...pitched in 23 games for Santurce in the Puerto Rican Winter Leagues following the 1992 season...logged a 2-2 record with 7 saves and a 0.39 ERA...in 23.0 innings he allowed 10 hits, 1 earned run and 5 walks with 24 strikeouts...led the league in appearances, was 4th in saves, tied for 3rd in games finished and was 4th with 21 Rolands Relief points...is a 1986 graduate of Spring Hill High in Longview, TX...participated in football, basketball, baseball and track...attended Dallas (TX) Baptist University...in his 4-year career at DBU led his team to the NAIA World Series 3 times (1988-90)...holds the school career record with 393 strikeouts, is 2nd with 32 wins and recorded a pair of no-hitters.

YEAR CLUB	W-L	ERA	G	GS	CG	SHO	SV	IP	H	R	ER	BB	SO
1990 Jamestown	2-2	2.93	11	2	0	0	1	27.2	23	10	9	13	37
1991 Rockford	3-3	1.98	29	0	0	0	5	41.0	32	12	9	25	43
1992 West Palm	2-2	1.73	28	0	0	0	8	36.1	27	10	7	14	37
Harrisburg	2-0	5.01	20	0	0	0	0	23.1	25	15	13	18	18
1993 KANSAS CITY	2-2	3.46	46	0	0	0	0	39.0	31	16	15	20	28
M.L. Totals	2-2	3.46	46	0	0	0	0	39.0	31	16	15	20	28

1990 Selected by Montreal in the 36th round of June Free Agent Draft, signed by Roy McMillan.

1992 Selected by Royals in Rule 5 draft from Montreal, December 7.

BREWER Continued

CAREER FIELDING

POSITION	PCT.	G	PO	A	E	TC	DP
Pitcher	.714	46	1	4	2	7	0

VS. AMERICAN LEAGUE 1993 & CAREER

	W	L	S	ERA	G	IP	H	ER
Season	2	2	0	3.46	46	39.0	31	15
Home	1	2	0	3.10	25	20.1	16	7
Road	1	0	0	3.86	21	18.2	15	8
Baltimore	1	0	0	4.50	3	4.0	3	2
Boston	0	0	0	3.86	5	2.1	2	1
California	0	0	0	5.40	3	3.1	4	2
Chicago	0	0	0	3.86	4	2.1	2	1
Cleveland	0	0	0	0.00	5	4.1	2	0
Detroit	0	0	0	6.00	3	3.0	3	2
Kansas City	-	-	-	-	-	-	-	-
Milwaukee	1	1	0	1.13	7	8.0	2	1
Minnesota	0	0	0	0.00	1	0.1	0	0
New York	0	1	0	1.80	5	5.0	3	1
Oakland	0	0	0	5.40	2	1.2	2	1
Seattle	0	0	0	7.36	5	3.2	6	3
Texas	0	0	0	0.00	1	0.2	1	0
Toronto	0	0	0	27.00	2	0.1	1	1
Before ASG	1	1	0	2.84	22	19.0	15	6
After ASG	1	1	0	4.05	24	20.0	16	9
Starter	-	-	-	-	-	-	-	-
Reliever	2	2	0	3.46	46	39.0	31	15
April	0	0	0	0.00	3	3.2	2	0
May	0	0	0	0.00	5	3.0	0	0
June	1	1	0	4.70	10	7.2	8	4
July	1	0	0	5.19	9	8.2	7	5
August	0	0	0	0.00	8	5.2	4	0
September	0	1	0	5.23	11	10.1	10	6
October	-	-	-	-	-	-	-	-

Longest winning streak--1 game (twice)

Longest losing streak--1 game (twice)

BREWER'S BESTS

	Season
W	2--1993
ERA	3.46--1993
SV	0
IP	39.0--1993
SO	28--1993
Win Strk	1--1993
	Game
Low-Hit	--
SO	3--at Bal., 7-21-93

#30 Hubie Brooks, OF

(Non-Roster Player)



Ht.: 6-0 Wt.: 205

Bats: Right Throws: Right

Opening Day Age: 37

Born: 9-24-56 in Los Angeles, CA

Resides: Chatsworth, CA

Full Name: Hubert Brooks, Jr.

Married: Nedjiin

Acquired: Signed as a minor league free agent, 1-27-93

Contract Status: 1st year of a 1-year contract thru 1994

M.L. Service: 13 years, 34 days

1993 Notes: Hubie earned a spot on the Opening Day roster after being a non-roster invitee to spring training...used primarily as the Royals top righthanded pinch-hitter off the bench, but also played leftfield, rightfield and 1st base...was 10-for-33, a .303 average as a pinch hitter...the 10 hits was tops in the American League while the 33 at-bats was 3rd in the circuit behind Boston's Ernest Riles and Cleveland's Jeff Treadway...drove in 8 runs as a pinch hitter, tying with California's Greg Myers for 2nd in the league behind only Riles who had 9...began the season with 6 hits in his first 11 at bats...had a 3-RBI game vs. Baltimore on July 5...hit safely in a season-high 6 straight games from July 19-29, going 6-for-15, .400 in that stretch...had 3 assists in just 40 games including 30 starts in the outfield...doubled in 3 consecutive games from

BROOKS Continued

August 10-18...only homer came at Milwaukee August 31 off Angel Miranda...hit .296 (16-for-54) with runners in scoring position.

M.L. Career Notes: Hubie has played in more games (1611) than any active player without a post-season appearance...Don Mattingly (1560) is 2nd on the list...has logged Major League stints with the New York Mets (twice), Montreal, Los Angeles and California prior to his arrival in Kansas City...hit 20 home runs in a season on 2 occasions (1988 and 1990) and drove in 90 or more runs 3 times, including a career-high 100 in 1985...owns 2 multi-home run games...has belted 7 career grand slams...selected to play in a pair of All-Star Games (1986 and 1987)...longest hitting streak is 24 games, set in 1984...has played in 260 games in the past 3 seasons after averaging 151 games from 1988-90...is a lifetime .260 hitter (1081-for-4153) with 95 home runs and 579 RBI vs. righthanded pitching and a .291 hitter (513-for-1760) with 53 home runs and 231 RBI vs. southpaws.

1992--spent his 1st season in the American League with the California Angels...hit .216 with 8 home runs and 36 RBI in 82 contests...went hitless in the Angels' debut, then hit safely in 7 straight games at a .387 clip (12-for-31) with 9 RBI, including a 5-RBI outing at Texas on April 14...finished the month of April hitting .298 with 4 home runs...recorded his 1500th career hit April 25 vs. Seattle and played in his 1500th game June 1 vs. Baltimore...made his Major League debut at 1st base on May 27 vs. Boston...placed on the Disabled List June 22 (retro to June 20) with a strained neck...eventually sent to Edmonton on a rehab. assignment August 25 prior to his recall and reactivation on September 4...hit .218 with runners in scoring position, but .323 (10-for-31 with 12 RBI) with men in scoring position and 2 outs.

1991--limited to 103 games in his 2nd tour of duty with the Mets, the result of continued neck irritation...season ended September 12 when he underwent surgery performed by Dr. Robert Watkins for the removal of a herniated cervical disc...2 of his 3 stolen bases during the season were of home plate...belted 2 home runs in a game vs. Atlanta on June 20.

1990--tied his career-high with 20 home runs while his 91 RBI were his 2nd highest output...homered in 3 straight games twice: April 18-20 and August 12-14...hit .349 with 19 RBI in August.

1989--hit .268 with 14 home runs and 70 RBI in 148 games...hit .389 with 5 home runs and 22 RBI in his final 28 contests...batted .384 in September with 4 home runs and 18 RBI, earning National League Player-of-the-Month...hit 100th career home run off Pat Combs Sept. 10 vs. Philadelphia.

1988--played 1st full season in the outfield, moving from short-stop...belted 20 home runs, 90 RBI and was 7th in the N.L. with 164 hits...hit 2 home runs in a game for the 1st time, September 25 vs. Philadelphia...hampered by a left knee injury the final 2 months of the season...underwent arthroscopic surgery by Dr. Larry Coughlin October 4 to remove damaged cartilage...collected 1,000th career hit June 13 vs. Philly's Shane Rawley...homered for his 500th career RBI July 5 at Houston...played 1,000th career game August 3 at Pittsburgh.

1987--suffered a fractured right wrist from a Danny Darwin fast-ball at the Astrodome 3 days into the season...missed 6 weeks and returned May 25...hit 1st home run June 1 and totaled 14 to lead all N.L. shortstops...his 72 RBI was 2nd among N.L. shortstops...had 32 RBI in the final 33 games and had 29 RBI in September, tying an Expo record for most RBI in a month...selected to play in the All-Star Game for the 2nd straight year.

BROOKS Continued

1986--hit a career-high .340 in 80 games but season was shortened August 1 at New York when he tore ligaments in an already weakened left thumb and chipped a bone swinging at a Roger McDowell sinker...had an inside-the-park home run vs. Don Carman of the Phillies on May 7.

1985--played his 1st season with the Expos...became the 1st National League shortstop to record 100-or-more RBI since Ernie Banks of the Cubs in 1960...had a pinch-hit grand slam September 19 vs. Pittsburgh.

1984--batted .283 in 153 games for the Mets...had a career-high 24-game hitting streak from May 1-June 1...hit .398 during the streak which tied Carney Lansford for the longest in the majors.

1983--hit .251 in 150 games with 5 home runs and 58 RBI...hit .354 with men in scoring position.

1982--hit .249 for the Mets.

1981--selected the Mets Player-of-the-Year his rookie season and was 3rd to Tim Lincecum and Fernando Valenzuela in Rookie-of-the-Year balloting...named to virtually every rookie all-star team at 3rd base...led the Mets with a .307 average and in hits, doubles, and was 2nd to Dave Kingman in RBI...began a stretch of 4 years as the Mets regular 3rd baseman, the longest tenure of any Mets 3rd sacker.

1980--promoted to the big leagues on September 2 from Tidewater...1st hit came September 6 off the Padres Rick Wise...1st home run was at St. Louis on October 4 off Jim Otten.

Minor League & Miscellaneous Notes: Hubie was drafted by 5 clubs, including the Royals in the secondary phase of the 1976 January draft, before the Mets selected him in the 1st round (3rd player overall) and signed him following the 1978 June Free Agent Draft...Arizona State teammate Bob Horner was the 1st player selected...was the Texas League All-Star 3rd baseman in 1979 after hitting .305 in 112 games for Jackson...hit .297 for Tidewater at the Triple-A level in 1980...was a 3-sport athlete at Dominguez High School in Compton, CA...attended Mesa (AZ) Community College...earned a Bachelor's degree in Health Science at Arizona State University...was an All-America for the Sun Devils in right field in 1977 and a shortstop in 1978...batted .364 in 1977 to lead the Sun Devils to the NCAA Division I College World Series title...batted .396 at ASU, a team record...in 1978, paced NCAA Division I in batting (.432) and hits (126)...grandfather Leandrus Brooks played for Philadelphia in the Negro National League...cousin Donnie Moore pitched for 5 Major League teams (1975, 1977-88).

BROOKS' BESTS

	Season		Game
AVG.	.340--1985	H	5--3 times, latest
H	164--1988		vs. Mon., 5-3-88
HR	20--1988 & 1990	HR	2--twice, at Phi., 9-25-88 &
RBI	100--1985		vs. Atl., 6-20-91
SB	9--1981	RBI	6--vs. Phi., 6-12-87
Hlt Strk	24--1984		

Brooks' Career Grand Slams

Sept. 12, 1985 Montreal at Philadelphia (off Shane Rawley)
Sept. 19, 1985 Montreal vs. Pittsburgh (off Lee Tunnell)
May 18, 1986 Montreal at San Diego (off Mark Thurmond)
Sept. 26, 1987 Montreal at Philadelphia (off Shane Rawley)
Sept. 13, 1988 Montreal vs. St. Louis (off Larry McWilliams)
Sept. 23, 1989 Los Angeles at New York (off Frank Viola)
May 14, 1991 New York vs. San Diego (off Eric Nolte)

BROOKS Continued

YEAR	CLUB	AVG.	G	AB	R	H	2B	3B	HR	RBI	BB	SO	SB
1978	Jackson	.216	45	153	19	33	8	1	3	16	13	34	3
1979	Jackson	.305	112	406	68	124	21	2	3	28	51	59	14
	Tidewater	.400	5	15	1	6	1	0	1	3	1	2	0
1980	Tidewater	.297	113	417	50	124	18	5	3	50	36	56	14
	New York (NL)	.309	24	81	8	25	2	1	1	10	5	9	1
1981	New York (NL)	.307	98	358	34	110	21	2	4	38	23	65	9
1982	New York (NL)	.249	126	457	40	114	21	2	2	40	28	76	6
1983	New York (NL)	.251	150	586	53	147	18	4	5	58	24	96	6
1984	New York (NL)	.283	153	561	61	159	23	2	16	73	48	79	6
1985	Montreal	.269	156	605	67	163	34	7	13	100	34	79	6
1986	Montreal	.340	80	306	50	104	18	5	14	58	25	60	4
1987	Montreal	.263	112	430	57	113	22	3	14	72	24	72	4
1988	Montreal	.279	151	588	61	164	35	2	20	90	35	108	7
1989	Montreal	.268	148	542	56	145	30	1	14	70	39	108	6
1990	Los Angeles	.266	153	568	74	151	28	1	20	91	33	108	2
1991	New York (NL)	.238	103	357	48	85	11	1	16	50	44	62	3
1992	California	.216	82	306	28	66	13	0	8	36	12	46	3
	Edmonton	.292	8	24	2	7	2	1	1	11	1	2	0
1993	KANSAS CITY	.286	75	168	14	48	12	0	1	24	11	27	0
N.L. Totals		.272	1454	5439	609	1480	263	31	139	750	362	922	60
A.L. Totals		.241	157	474	42	114	25	0	9	60	23	73	3
M.L. Totals		.270	1611	5913	651	1594	188	31	148	810	385	993	63

ALL-STAR GAME RECORD

YEAR	CLUB, SITE	AVG.	G	AB	R	H	2B	3B	HR	RBI	BB	SO	SB
1986	N.L., Hou.	.000	1	2	1	0	0	0	0	0	0	1	0
1987	N.L., Oak.	.333	1	3	1	1	0	0	0	0	0	0	0
A.S.G. Totals		.200	2	5	1	1	0	0	0	0	0	1	0

- 1978 Selected by New York Mets in 1st round (3rd overall) of June Free Agent Draft.
- 1984 Obtained by Montreal with catcher Mike Fitzgerald, outfielder Herm Winningham and pitcher Floyd Youmans from the Mets in exchange for catcher Gary Carter, Dec. 10.
- 1989 Signed by Los Angeles Dodgers as a free agent, December 21.
- 1990 Obtained by New York Mets from the Dodgers in exchange for pitchers Bob Ojeda and Greg Hansell, December 15.
- 1991 Obtained by California from the Mets in exchange for outfielder Dave Gallagher, Dec. 10.
- 1993 Signed by Royals as a free agent, January 27.

CAREER FIELDING

POSITION	PCT.	G	PO	A	E	TC	DP
1st Base	.989	9	83	7	1	91	5
2nd Base	1.000	7	9	14	0	23	3
3rd Base	.936	516	356	969	90	1415	80
Shortstop	.955	371	483	1008	70	1561	190
Outfield	.966	582	971	32	35	1038	6

VS. AMERICAN LEAGUE

	1993							CAREER						
	AVG.	G	AB	R	H	HR	RBI	AVG.	G	AB	R	H	HR	RBI
Season	.286	75	168	14	48	1	24	.241	157	474	42	114	9	60
Home	.286	41	84	10	24	0	13	.261	83	234	24	61	2	29
Road	.286	34	84	4	24	1	11	.221	74	240	18	53	7	31
Baltimore	.250	9	24	1	6	0	6	.220	17	50	1	11	0	8
Boston	.667	2	3	0	2	0	0	.273	7	22	0	6	0	2
California	.176	6	17	1	3	0	2	.176	6	17	1	3	0	2
Chicago	.500	3	2	0	1	0	1	.229	12	35	3	8	2	5
Cleveland	.333	5	9	1	3	0	1	.226	11	31	4	7	1	4
Detroit	.333	7	12	2	4	0	2	.214	11	28	2	6	0	3
Kansas City	-	-	-	-	-	-	-	.182	6	22	1	4	0	2
Milwaukee	.250	8	20	3	5	1	4	.240	16	50	6	12	2	8
Minnesota	.412	8	17	1	7	0	2	.317	14	41	5	13	0	4
New York	.385	8	26	3	10	0	2	.255	13	47	6	12	1	4
Oakland	.000	6	6	0	0	0	0	.120	11	25	2	3	1	3
Seattle	.250	6	16	1	4	0	3	.237	11	38	4	9	0	6
Texas	.214	5	14	1	3	0	1	.319	15	47	5	15	1	8
Toronto	.000	2	2	0	0	0	0	.238	7	21	2	5	1	1
Before ASG	.275	43	102	8	28	0	11	.232	103	332	28	77	7	41
After ASG	.303	32	66	6	20	1	13	.261	54	142	14	37	2	19
vs. LHP	.327	-	110	-	36	1	13	.281	-	192	-	54	2	21
vs. RHP	.207	-	58	-	12	0	11	.213	-	282	-	60	7	39
Pinch Hitter	.303	36	33	2	10	0	8	.293	-	41	3	12	0	9
Desig. Hitter	.267	9	30	4	8	0	2	.223	-	305	32	68	8	36
April	.381	11	21	1	8	0	4	.314	32	105	10	33	4	23
May	.269	11	26	1	7	0	1	.188	35	117	8	22	2	8
June	.216	15	37	4	8	0	3	.185	30	92	8	17	1	7
July	.314	14	35	4	11	0	7	.314	14	35	4	11	0	7
August	.290	14	31	3	9	1	6	.290	14	31	3	9	1	6
September	.278	10	18	1	5	0	3	.227	29	88	8	20	1	8
October	-	-	-	-	-	-	-	.333	3	6	1	2	0	1
Longest hitting streak--6 games (July 19-29)														7 games (1992)

#51 Enrique Burgos, LHP



Ht.: 6-4 Wt.: 230
Bats: Left Throws: Left
Opening Day Age: 28
Born: 10-7-65 in Chorrera, Panama
Resides: Panama City, Panama
Full Name: Enrique Burgos
Acquired: Signed as a Minor League Free Agent, 12-31-92
Contract Status: 1st year of a 1-year contract thru 1994
M.L. Service: 20 days (Rookie)

1993 Notes: In his 1st season in the Royals' organization Enrique reached the major league level for the 1st time in his 11-year professional career...was a non-roster invitee to spring training...reassigned to the minor league camp on March 17...began the season pitching in relief at the Triple-A level in Omaha...was 1-2 with 7 saves and a 2.95 ERA in 31 games when his contract was purchased by Kansas City on July 11...made his major league debut at Toronto on July 15 and was tagged with the loss when he surrendered a single and hit a batter and was charged with 2 runs without retiring a batter...hurled 2.1 scoreless innings of relief in his next outing, at Baltimore on July 19...pitched in 5 games for the Royals, all in relief, allowing 5 hits and 5 runs in 5.0 innings with 6 walks and 6 strikeouts...optioned to Omaha on July 30...finished the Triple-A season with a 2-4 record with 9 saves and a 3.16 ERA...fanned 91 batters (2nd on the team) while walking 37 in 62.2 innings...had the 2nd best batting average against mark among relievers in the American Association (36-for-220, .164)...logged the league's highest strikeouts per 9 innings pitched ratio (13.07)...voted the pitcher with the best fastball in the Association in *Baseball America's* "Tools of the Trade" survey...played for the Chandler club in the Arizona Fall League.

Minor League & Miscellaneous Notes: Enrique was signed by the Toronto Blue Jays as a free agent on January 31, 1983...was winless in 9 decisions in his 1st campaign with Bradenton in the 1983 Gulf Coast League...led the GCL pitchers in total fielding chances (30) and assists (24) in 1984...split the '85 season between Florence in the South Atlantic League and Kinston in the Carolina League...split the '86 campaign between Florence and Ventura in the California League...worked 17 games for Knoxville in the Southern League in 1987, his 1st stint at the Double-A level...began the 1988 season with a brief stint at Triple-A Syracuse in the International League...worked most of the season at Dunedin in the Florida State League...pitched the 9th inning in a combined no-hit effort at Osceola, earning his only save of the season...split the 1989 season 3 ways, hurling for Dunedin, Miami and Myrtle Beach, making 39 appearances...pitched for the President Lions in the Taiwan Professional Baseball League from 1990-92...set the league record with the fastest pitch recorded at 153 kilometers per hour (95 miles per hour)...signed by the Royals as a minor league free agent on December 31, 1992.

BURGOS Continued

YEAR	CLUB	W-L	ERA	G	GS	CG	SHO	SV	IP	H	R	ER	BB	SO
1983	Bradenton	0-9	4.78	13	8	1	0	0	49.0	52	37	26	32	19
1984	Florence	0-0	18.00	2	0	0	0	0	1.0	2	2	2	1	1
	Bradenton	4-5	2.39	12	10	1	0	0	71.2	74	37	19	22	38
1985	Florence	3-1	6.61	26	0	0	0	1	47.2	55	39	35	44	32
	Kinston	0-2	11.88	7	1	0	0	0	8.1	12	11	11	10	5
1986	Florence	3-8	6.46	28	10	0	0	2	85.0	92	76	61	70	71
	Ventura	1-3	3.94	9	9	0	0	0	45.2	46	27	20	31	37
1987	Knoxville	2-3	4.37	17	5	0	0	1	45.1	33	27	22	55	45
	Myrtle Beach	5-2	2.11	23	0	0	0	7	38.1	22	15	9	24	36
1988	Syracuse	0-0	7.71	2	0	0	0	0	2.1	4	2	2	2	2
	Dunedin	1-5	4.71	33	4	0	0	1	49.2	61	28	26	37	55
1989	Dunedin	2-0	2.13	8	0	0	0	0	12.2	8	7	3	7	15
	Miami	1-1	3.92	15	1	0	0	0	20.2	20	14	9	13	18
	Myrtle Beach	0-2	2.70	16	1	0	0	1	16.2	16	11	5	20	15
1990	President Lions	9-8	2.60	33	21	7	0	2	173.0	153	87	50	86	177
1991	President Lions	7-9	2.68	31	22	8	2	2	174.1	135	79	52	78	138
1992	President Lions	7-9	4.37	22	20	6	0	0	136.0	128	85	66	102	131
1993	Omaha	2-4	3.16	48	0	0	0	9	62.2	36	26	22	37	91
	KANSAS CITY	0-1	9.00	5	0	0	0	0	5.0	5	5	5	6	6
M.L. Totals		0-1	9.00	5	0	0	0	0	5.0	5	5	5	6	6

1983 Signed by Toronto Blue Jays as a free agent, January 31.

1992 Signed by Royals as a free agent, December 31.

CAREER FIELDING

POSITION	PCT.	G	PO	A	E	TC	DP
Pitcher	1.000	5	0	1	0	1	0

VS. AMERICAN LEAGUE 1993 & CAREER

	W	L	S	ERA	G	IP	H	ER
Season	0	1	0	9.00	5	5.0	5	5
Home	0	0	0	0.00	2	1.1	2	0
Road	0	1	0	12.27	3	3.2	3	5
Baltimore	0	0	0	0.00	1	2.1	2	0
Boston	-	-	-	-	-	-	-	-
California	-	-	-	-	-	-	-	-
Chicago	-	-	-	-	-	-	-	-
Cleveland	-	-	-	-	-	-	-	-
Detroit	0	0	0	20.25	1	1.1	0	3
Kansas City	-	-	-	-	-	-	-	-
Milwaukee	-	-	-	-	-	-	-	-
Minnesota	-	-	-	-	-	-	-	-
New York	-	-	-	-	-	-	-	-
Oakland	-	-	-	-	-	-	-	-
Seattle	-	-	-	-	-	-	-	-
Texas	0	0	0	0.00	2	1.1	2	0
Toronto	0	1	0	-	1	0.0	1	2
Before ASG	-	-	-	-	-	-	-	-
After ASG	0	1	0	9.00	5	5.0	5	5
Starter	-	-	-	-	-	-	-	-
Reliever	0	1	0	9.00	5	5.0	5	5
April	-	-	-	-	-	-	-	-
May	-	-	-	-	-	-	-	-
June	-	-	-	-	-	-	-	-
July	0	1	0	9.00	5	5.0	5	5
August	-	-	-	-	-	-	-	-
September	-	-	-	-	-	-	-	-
October	-	-	-	-	-	-	-	-
Longest winning streak--0 games								
Longest losing streak--1 game (July 15)								

BURGOS' BESTS

	Season
W	0
ERA	9.00--1993
SV	0
IP	5.0--1993
SO	6--1993
Win Strk	0
Game	
Low-Hit	--
SO	2--twice, at Balt, 7-19-93 & vs. Tex., 7-26-93 (Gm. 1)

Royals Biggest Blown Leads Resulting in Losses

1. 8 runs: June 18, 1993 at Oakland. Led 8-0 before losing 10-9.
 2. 7 runs: May 14, 1983 vs. Detroit. Led 7-0 before losing 11-10.
- 7 runs: May 20, 1985 at Texas. Led 7-0 before losing 8-7.

#60 Darren Burton, OF



Ht.: 6-1 **Wt.:** 185
Bats: Switch **Throws:** Right
Opening Day Age: 21
Born: 9-16-72 in Somerset, KY
Resides: Somerset, KY
Full Name: Darren Scott Burton
Acquired: Selected in 5th round of 1990 June Free Agent Draft
Contract Status: 1st year of a 1-year contract thru 1994
M.L. Service: 0 days (Rookie)

1993 Notes: Darren was the Wilmington Blue Rocks centerfielder for the 1993 season...helped the Class A club to the championship round of the Carolina League playoffs...hit .277 with 10 home runs and 45 RBI...finished 2nd in the league in at-bats with 549, 3rd in hits with 152 and 4th in stolen bases with 30...also led the club with 134 games played and 82 runs scored and was 2nd on the team with 23 doubles...the 152 hits was tops among all Royals' farmhands, while his 30 stolen bases was the 4th highest total recorded by a Royals' minor leaguer in 1993...voted by the league's managers as the Carolina League's 7th best prospect...added to the 40-man Winter Roster following the season for the 1st time in his career.

Minor League & Miscellaneous Notes: Darren was the Royals' 5th round pick in the 1990 June Free Agent Draft...signed by Wil Rutenschroer...began his professional career with the Gulf Coast Royals in 1990...played in the Fall Instructional League following the season...advanced to the Class A Midwest League in 1991...led the loop in games played (134) and at-bats (532) while logging the league's 3rd highest total of hits (143)...his 78 runs scored and 143 hits were tops among all Royals farmhands...led Appleton with 38 stolen bases...helped Baseball City to the championship round of the Florida State League playoffs in 1992...is a .263 career minor league hitter (413-for-1,570)...graduated from Pulaski County High in Somerset, KY in 1990...lettered in baseball, football and basketball...was a member of 3 straight state baseball championships...named "Mr. Baseball" in the state of Kentucky in 1990.

YEAR	CLUB	AVG.	G	AB	R	H	2B	3B	HR	RBI	BB	SO	SB
1990	Gulf Coast	.207	15	58	10	12	0	1	0	2	4	17	6
1991	Appleton	.269	*134	*532	78	143	32	6	2	51	45	122	38
1992	Baseball City	.246	123	431	54	106	15	6	4	36	49	93	16
1993	Wilmington	.277	134	549	82	152	23	5	10	45	48	111	30

*-Led League

1990 Selected by Royals in the 5th round of June Free Agent Draft, signed by Wil Rutenschroer.

Figuring Magic Number

To determine a team's "Magic Number" in the pennant race, compute the number of games remaining, add one, then subtract the number of games ahead in the loss column of the standings of the closest opponent.

#68 Edgar Caceres, INF

(Non-Roster Player)



Ht.: 6-1 Wt.: 170

Bats: Switch Throws: Right

Opening Day Age: 29

Born: 6-6-64 In Lara, Venezuela

Resides: Lara, Venezuela

Full Name: Edgar F. Caceres

Married: Susan

Acquired: Signed as a minor league free agent, 11-15-93

Contract Status: 1st year of a 1-year contract thru 1994

M.L. Service: 0 days (Rookie)

1993 Notes: Edgar ranked 5th in the American Association in batting with a team-high .317 average in 114 games with the New Orleans Zephyrs...it was his 2nd season in the Milwaukee Brewer organization and 1st year at the Triple-A level...was 4th in the league in strikeout ratio, fanning once every 11.85 plate appearances...played 63 games at 2nd base, fielding at a .983 clip...also saw action at shortstop (27 games, .976 pct.), at 3rd base (9 games, 1.000 pct.) and in the outfield (1 game, 1.000 pct.).

Minor League & Miscellaneous Notes: Edgar began his career in the Los Angeles Dodgers organization...signed by Reggie Otero...first 2 seasons were spent with Bradenton in 1984-85...released by the Dodgers on September 26, 1985...signed by the Montreal organization on December 16, 1985...spent all of the '86 season with West Palm Beach...led Florida State League 2nd basemen in fielding at .987...opened the 1987 campaign at Double-A Jacksonville, but was sent back to West Palm on April 30...began the 1988 season in Rockford in the Class A Midwest League...traded to the Chicago White Sox organization on June 15 to complete a trade for Tim Hulett and was assigned to Tampa...was 4th in the FSL in batting with a .295 average for Sarasota in 1989...led the league's 3rd basemen in fielding with a .943 mark...became a minor league free agent following the 1990 season and did not play in 1991...signed by the Milwaukee Brewers on January 30, 1992...graduated from Obelisco High School in Lara, Venezuela in 1982...played baseball, basketball, soccer and volleyball in high school.

YEAR CLUB	AVG.	G	AB	R	H	2B	3B	HR	RBI	BB	SO	SB
1984 Bradenton	.299	20	77	11	23	3	1	0	11	10	6	5
1985 Bradenton	.301	53	176	37	53	6	0	0	22	18	11	5
1986 W. Palm Beach	.277	111	382	52	106	9	5	0	37	24	28	25
1987 Jacksonville	.129	18	62	7	8	0	1	0	3	3	7	2
W. Palm Beach	.269	105	390	55	105	14	1	2	37	27	30	30
1988 Rockford	.265	36	117	25	31	2	0	0	0	12	12	13
Tampa	.203	32	74	5	5	2	0	1	8	10	2	3
1989 Sarasota	.295	106	373	45	110	16	4	0	50	24	38	8
1990 Birmingham	.262	62	214	31	56	5	1	0	17	15	26	7
1991												
1992 El Paso	.312	114	378	50	118	14	6	2	52	23	41	9
1993 New Orleans	.317	114	420	73	133	20	2	5	45	35	39	7

1983 Signed as a non-drafted free agent by Los Angeles, October 19.

1985 Signed by Montreal as a minor league free agent, December 16.

1988 Obtained by Chicago White Sox from Montreal to complete a trade for infielder Tim Hulett, June 16.

1992 Signed by Milwaukee as a minor league free agent, January 30.

1993 Signed by the Royals as a minor league free agent, November 15.

#62 Gary Caraballo, 3B



Ht.: 5-11 **Wt.:** 205
Bats: Right **Throws:** Right
Opening Day Age: 22
Born: 7-11-71 in Brooklyn, NY
Resides: Yauco, Puerto Rico
Full Name: Edgardo Caraballo
Acquired: Selected in 12th round of 1989 June Free Agent Draft
Contract Status: 1st year of a 1-year contract thru 1994
M.L. Service: 0 days (Rookie).

1993 Notes: Gary began the season as the starting 3rd baseman for the Wilmington Blue Rocks in the Carolina League...was hitting .308 when he injured his back while swinging the bat on May 16...suffered from a chronic lumbar strain for the remainder of the season...placed on the Disabled List on May 25...reinstated to the active roster on June 7 and was returned to the D.L. June 10 with lower back pain...activated on August 27 and played in 3 of the Blue Rocks' final 8 regular season games before appearing in the playoffs...finished the season with a .303 average in 39 games with a pair of home runs and 26 RBI.

Minor League & Miscellaneous Notes: Gary was the Royals' 12th round pick in the 1989 June Free Agent Draft...signed by Johnny Ramos...played 46 games for the Boardwalk Royals in his 1st professional season in 1989...advanced to Appleton in the Midwest League for the 1990 campaign...participated in the Fall Instructional League following the season...returned to Appleton to open the 1991 season...hit .251 in 79 games earning a promotion to Baseball City in the Florida State League on July 9...combined on the 2 stops to record 68 RBI, most among Royals' farmhands...opened the 1992 campaign at Baseball City...hit .289 in 67 contests to earn a promotion to Double-A Memphis on July 1...is a .243 career minor league hitter (391-for-1,608)...was graduated from Luis Monoz Marin High in Yauco, Puerto Rico in 1989.

YEAR	CLUB	AVG.	G	AB	R	H	2B	3B	HR	RBI	BB	SO	SB
1989	Boardwalk	.238	46	160	18	38	6	0	1	25	16	18	4
	Baseball City	.333	3	9	0	3	0	0	0	0	0	2	0
1990	Appleton	.214	123	406	37	87	14	3	6	50	39	62	6
1991	Appleton	.251	79	275	39	69	16	1	2	44	34	33	13
	Baseball City	.223	50	179	28	40	9	3	3	24	22	32	4
1992	Baseball City	.289	67	239	30	69	9	4	4	40	24	43	6
	Memphis	.210	58	195	17	41	6	2	3	17	7	37	1
1993	Wilmington	.303	39	145	20	44	8	3	2	26	20	25	3

1989 Selected by Royals in the 12th round of June Free Agent Draft, signed by Johnny Ramos.

Royals Biggest Come-From-Behind Victories

- 9 runs: June 15, 1979 at Milwaukee. Came back from an 11-2 deficit to win 14-11.
- 7 runs: September 6, 1978 at Oakland. Came back from a 7-0 deficit to win 11-8 in 12 innings.
7 runs: June 7, 1984 vs. Seattle. Came back from a 7-0 deficit to win 9-8.
7 runs: July 17, 1991 vs. Baltimore. Came back from a 7-0 deficit to win 9-8 in 15 innings.

#29 Vince Coleman, OF



Ht.: 6-1 Wt.: 185
Bats: Switch Throws: Right
Opening Day Age: 32
Born: 9-22-61 in Jacksonville, FL
Resides: St. Louis, MO
Full Name: Vincent Maurice Coleman
Married: Lynette
Children: Maurice (6-1-88) and
Lance (1-29-90)
Acquired: Obtained from New York
Mets in exchange for Kevin
McReynolds, 1-5-94
Contract Status: 1st year of a 1-year
contract thru 1994
M.L. Service: 9 years, 0 days

1993 Notes: Vince hit .279 in 92 games for the Mets...scored 64 runs and stole a team-high 38 bases...finished 9th in the league in stolen bases and tied for 5th in triples with 8...did not play after July 31 due to an incident in Los Angeles on July 24 involving a firecracker...left the team on August 3 and remained on an administrative leave of absence with pay for the rest of the season...at the time of the incident was ranked 1st in the league in triples and stolen bases and was 10th in runs scored...hit at a .363 clip (37-for-102) over his last 26 contests with 23 runs scored...stole a season high 4 bases vs. Montreal June 23...belted a pair of leadoff home runs May 22 vs. Atlanta and June 25 vs. St. Louis...performed 200 hours of community service in conjunction with the firecracker incident.

M.L. Career Notes: Vince has played his entire career in the National League...led the senior circuit in stolen bases for 6 straight seasons from 1985-90...stole 549 bases in that 6-year stretch, an average of 91.5 per year, with 3 years over 100...owns 648 career stolen bases, 11th on the all-time list, 1 behind Bert Campaneris...has stolen 4 bases in a game 10 times...has led off a game with a home run on 4 occasions...is a 2-time All-Star (1988 and 1989) and was the 1985 N.L. Rookie of the Year.

1992--suffered through an injury-filled season, serving 3 separate stays on the Disabled List...suffered a strained left hamstring on April 9 and was out until May 1...had 1 at-bat before tearing his left rib cage...placed on the DL May 2 and was activated May 28...went back on the DL on June 30, retro to June 27, with a strained left hamstring...activated on July 27...suffered the injury while making the final of his Mets' club record 4 steals in a game in St. Louis on June 26...the final steal on June 26 was the 600th of his career...stole 600 bases in 981 games, the quickest ever to the plateau (Rickey Henderson-983 games)...limited to 40 games and 115 at-bats after July 27 due to hamstring and rib cage injuries.

1991--in his 1st season with the Mets was limited to 70 starts in centerfield due to injury...strained his left hamstring on June 14 and started just 15 games the rest of the way...activated from the DL on July 25 and placed on the list again on August 16 when the hamstring became aggravated...still finished 7th in the National League with 37 stolen bases...recorded his 1,000th career hit with a single off Los Angeles pitcher Tim Lincecum on July 29.

1990--led the N.L. in steals (77) for the 6th straight year...tied Maury Wills of the Dodgers for most years in a row leading the league in steals...batted at a career high .292 clip...also set career

COLEMAN Continued

bests with 6 home runs and a 15-game hitting streak from August 15-September 1 (23-for-67, .343)...signed by the New York Mets as a free agent on December 5.

1989--captured the National League's stolen base crown with 65 thefts...set a major league record by stealing 50 consecutive bases...his streak, which went from September 18, 1988 to July 26, 1989, ended when he was thrown out at Montreal by Nelson Santovenia on July 28...successful on his last 6 attempts of 1988 and first 44 thefts in 1989...the old mark was 38 held by Davey Lopes...named to his 2nd straight All-Star team.

1988--reached the 400 steal plateau the quickest of any player in history when he stole number 400 in his 599th game on September 14 at Philadelphia...paced the N.L. for the 4th straight year in steals...voted as a starting outfielder in the All-Star Game...was 1-for-2 with a stolen base and scored the N.L.'s only run...had his 1st straight (not part of a double steal) steal of home on April 23 vs. the Mets...knocked in a career-high 4 RBI in the same game.

1987--became the 1st major leaguer to steal 100-or-more bases in each of his first 3 seasons when he stole his 100th base on September 12 vs. the Mets...he and Rickey Henderson are the only players to record a trio of 100-plus steal campaigns...reached base via a hit or walk in 50 straight games from April 22-June 21 and in 137 of 151 games played...hit his 2nd major league homer and 1st homer to leave the park on August 26 vs. the Astros' Jim Deshaies...the homer came in his 1,914th career plate appearance...tied for 2nd in the league with a career-high 16 assists...was 2nd in the league with 121 runs scored...stole 6 bases in the World Series vs. Minnesota.

1986--his 107 stolen bases made him the 1st National Leaguer to amass a pair of 100-plus steal seasons in his career...collected 3 sacrifice flies on May 1 in San Diego to tie a major league record...stole 28 consecutive bases from July 22-August 26...on September 21 at Montreal, collected his 100th steal of the year, joining Rickey Henderson as the only players to steal over 100 bases more than once...the 107 stolen bases led the majors.

1985--joined the Cardinals for the 1st time on April 17 to replace the injured Tito Landrum...debut came on April 18 when he went 1-for-3 with 2 stolen bases...cracked his 1st big league homer, an inside-the-park shot, against Atlanta's Len Barker on May 21...his 110 stolen bases established a major league rookie steal mark, breaking Juan Samuel's 1984 mark of 72...became the 4th man in big league history to steal 100-or-more bases with a stolen base on September 19 at Philadelphia...teamed with Willie McGee to steal 166 bases, establishing the mark for most steals by 2 teammates...finished 2nd in the league with 16 outfield assists...a freak accident prior to Game Four of the LCS in St. Louis sidelined him for the remainder of the post-season...the tarpaulin machine rolled over his left leg which caused him to sustain a tiny bone chip on the outside part of the knee...was only the 4th player chosen unanimously as the N.L. Rookie of the Year by the BBWAA...also picked as *The Sporting News* Rookie of the Year and was voted to the Topps Rookie All-Star Team.

COLEMAN'S BESTS

	Season		Game
AVG.	.292--1990	H	5--vs. Cin., 5-24-88
H	180--1987	HR	1--many times
HR	6--1990	RBI	4--vs. N.Y., 4-23-88
RBI	43--1987	SB	4--10 times, latest:
SB	110--1985		vs. Mon., 6-23-93
Hit Strk	15--1990		

COLEMAN Continued

Minor League & Miscellaneous Notes: Vince was selected by the St. Louis Cardinals in the 10th round of the 1982 Free Agent Draft...tied for 1st in the Appalachian League with 43 stolen bases in 1982 while playing for Johnson City...led the South Atlantic League in batting and stolen bases for Macon in 1983...his 145 steals established an all-time pro baseball mark...selected to the league's All-Star squad and was voted the team's most outstanding major league prospect...a natural right-handed hitter, was converted to a switch-hitter...made the jump to the Triple-A level in 1984...led the American Association in runs, at-bats, and set an Association record with 101 stolen bases..named to the league's All-Star team...graduated from Raines High in Jacksonville, FL in 1978... won letters in baseball and football...received his degree in physical education from Florida A&M University...while at Florida A&M, he was the football team's placekicker and punter and averaged 41.1 yards a punt his senior year...earned an invitation to the Freedom Bowl All-Star Game...in baseball, twice led NCAA Division 1-AA in stolen bases...stole 65 bases as a junior and as a senior he once swiped 7 bases in a game...attended the Washington Redskins' mini-camp in May, 1982...a cousin of Greg Coleman, the former National Football League punter.

YEAR	CLUB	AVG.	G	AB	R	H	2B	3B	HR	RBI	BB	SO	SB
1982	Johnson City	.250	58	212	40	43	2	1	0	16	29	49	+43
1983	Macon	*.350	113	446	99	156	8	7	0	53	56	85	*145
1984	Louisville	.257	152	*608	*97	156	21	7	4	48	55	112	*101
1985	Louisville	.143	5	21	1	3	0	0	0	0	0	2	0
	St. Louis	.267	151	636	107	170	20	10	1	40	50	115	*110
1986	St. Louis	.232	154	600	94	139	13	8	0	29	60	98	*107
1987	St. Louis	.289	151	623	121	180	14	10	3	43	70	126	*109
1988	St. Louis	.260	153	616	77	160	20	10	3	38	49	111	*81
1989	St. Louis	.254	145	563	94	143	21	9	2	28	50	90	*65
1990	St. Louis	.292	124	497	73	145	18	9	6	39	35	88	*77
1991	New York (NL)	.255	72	278	45	71	7	5	1	17	39	47	37
1992	New York (NL)	.275	71	229	37	63	11	1	2	21	27	41	24
	St. Lucie	.364	6	22	4	8	0	0	0	2	2	6	3
1993	New York (NL)	.279	92	373	64	104	14	8	2	25	21	58	38
M.L. Totals		.266	1113	4415	712	1175	138	70	20	280	401	774	648

*Led League +Tied for League Lead

LEAGUE CHAMPIONSHIP SERIES RECORD

YEAR	CLUB, OPP.	AVG.	G	AB	R	H	2B	3B	HR	RBI	BB	SO	SB
1985	St.L. vs. L.A.	.286	3	14	2	4	0	0	0	1	0	2	1
1987	St.L. vs. S.F.	.269	7	26	3	7	1	0	0	4	4	6	1
L.C.S. Totals		.275	10	40	5	11	1	0	0	5	4	8	2

WORLD SERIES RECORD

YEAR	CLUB, OPP.	AVG.	G	AB	R	H	2B	3B	HR	RBI	BB	SO	SB
1985	St.L. vs. K.C.	Injured - Did Not Play											
1987	St.L. vs. Min.	.143	7	28	5	4	2	0	0	2	2	10	6

ALL STAR GAME RECORD

YEAR	CLUB, SITE	AVG.	G	AB	R	H	2B	3B	HR	RBI	BB	SO	SB
1988	N.L., Cin.	.500	1	2	1	1	0	0	0	0	0	0	1
1989	N.L., Cal.	.000	1	0	0	0	0	0	0	0	0	0	0
A.S.G. Totals		.500	2	2	1	1	0	0	0	0	0	0	1

1982 Selected by St. Louis Cardinals in 10th round of June Free Agent Draft.

1990 Signed by the New York Mets as a free agent, December 5.

1994 Obtained by Royals from the Mets in exchange for outfielder Kevin McReynolds, January 5.

CAREER FIELDING

POSITION	PCT.	G	PO	A	E	TC	DP
Outfield	.975	1082	2066	87	56	2209	12

COLEMAN Continued

Coleman's Speed Breakdown

YEAR	TOTAL	2B	3B	HOME
	SB-CS (PCT)	SB-CS (PCT)	SB-CS (PCT)	SB-CS (PCT)
1985	110-25 (.815)	82-20 (.804)	26-5 (.839)	2-0 (1.000)
1986	107-14 (.884)	77-8 (.906)	30-5 (.857)	0-1 (.000)
1987	109-22 (.832)	87-15 (.853)	22-5 (.815)	0-2 (.000)
1988	81-27 (.750)	57-23 (.713)	23-3 (.885)	1-1 (.500)
1989	65-10 (.867)	49-8 (.860)	16-2 (.889)	0-0 (.000)
1990	77-17 (.819)	59-16 (.787)	17-1 (.944)	1-0 (1.000)
1991	37-14 (.725)	31-11 (.738)	6-2 (.750)	0-1 (.000)
1992	24-9 (.727)	21-6 (.778)	3-2 (.600)	0-1 (.000)
1993	38-13 (.745)	33-9 (.786)	5-4 (.556)	0-0 (.000)
TOTALS	648-151 (.811)	496-116 (.810)	148-29 (.836)	4-6 (.400)

YEAR	INFIELD HITS	BUNT HITS
1985	33	10
1986	32	9
1987	44	14
1988	34	11
1989	43	18
1990	31	10
1991	22	8
1992	11	5
1993	19	11
TOTALS	269	96

All-Time Stolen Base Leaders

(since 1898)

Player	Stolen Bases
1. RICKEY HENDERSON	1095
2. Lou Brock	938
3. Ty Cobb	892
4. TIM RAINES	751
5. Eddie Collins	743
6. Max Carey	738
7. Honus Wagner	703
8. Joe Morgan	689
9. WILLIE WILSON	667
10. Bert Campaneris	649
11. VINCE COLEMAN	648

Royals With 30 Stolen Bases In A Season

SB Player	Year	SB Player	Year
83 Willie Wilson	1979	37 Joe Foy	1969
79 Willie Wilson	1980	37 Willie Wilson	1982
59 Willie Wilson	1983	36 Fred Patek	1973
59 Willie Wilson	1987	36 John Wathan.....	1982
53 Fred Patek	1977	35 Willie Wilson	1988
52 Amos Otis	1977	34 Pat Kelly.....	1970
51 Fred Patek	1976	34 Willie Wilson	1981
49 Fred Patek	1971	34 Willie Wilson	1986
47 Willie Wilson	1984	33 Amos Otis	1970
46 Willie Wilson	1978	33 Fred Patek	1972
43 Willie Wilson	1985	33 Fred Patek	1974
41 U.L. Washington	1983	32 Fred Patek	1975
40 Pat Kelly.....	1969	32 Amos Otis	1978
40 Lonnie Smith.....	1985	31 Felix Jose.....	1993
39 Amos Otis	1975	30 Amos Otis	1979
38 Fred Patek	1978		

#17 David Cone, RHP



Ht.: 6-1 Wt.: 190
Bats: Left Throws: Right
Opening Day Age: 31
Born: 1-2-63 in Kansas City, MO
Resides: Leawood, KS
Full Name: David Brian Cone
Acquired: Signed as a Free Agent,
12-8-92
Contract Status: 2nd year of a 3-
year contract thru 1995
M.L. Service: 7 years, 58 days

1993 Notes: David pitched effectively during his first season back with the Royals but was hurt by a lack of run support throughout the campaign...finished the season with an 11-14 mark despite a 3.33 ERA...placed among the league's top 10 in ERA (10th-3.33), starts (T6th-34), complete games (9th-6), innings pitched (5th-254.0), strikeouts (4th-191), opponents batting average against (3rd-.223), losses (T4th-14), wild pitches (T3rd-14), hit batsmen (T5th-10) and walks (2nd-114)...tossed a career-high 254.0 innings...lost his first 4 starts and first 5 decisions...his 5th loss was a complete game 2-hitter vs. Texas on May 9, but he was handed a 2-1 setback...finally got in the win column on May 14 in a 2-1 10-inning win at California...won 3 consecutive decisions from May 14-31...won for the first time in Kauffman Stadium on June 22 vs. California...lost back-to-back starts at Baltimore and at Detroit July 20-25 when the Royals were shut out on 1 hit in each contest...tossed a complete game 5-hit 3-0 shutout over Cleveland on July 30...fanned a season-high 11 batters at Minnesota in a 4-2 win on August 19...lost 5 of 6 complete games on the season...had just 3 starts that lasted less than 6 innings and none less than 5 frames...24 of 34 starts were "quality" starts...the Royals scored 101 runs in his 34 starts, an average of 3.0 runs per start...KC scored but 18 runs in his 14 losses, getting shut out 3 times, scoring 1 run on 5 occasions and plating 2 runs in 5 other contests...the Royals scored more than 5 runs just 4 times when Cone was on the hill and ironically he had a no-decision in each of those games...left-handers hit him at a .226 average (113-for-500) while righthanders batted .219 (92-for-420).

M.L. Career Notes: David led Major League pitchers in strikeouts for 3 consecutive seasons from 1990-92, averaging at least 1 strikeout per inning in each of those campaigns...has fanned 200 or more batters in 4 of the last 6 years...his 1,116 strikeouts over the past 5 seasons is tops among all major league pitchers...has recorded 1,418 strikeouts over the past 10 seasons which ranks 9th among all hurlers...owns 34 10-plus strikeout games in his career...has thrown 200.0-plus innings in each of the past 6 seasons and has 14 or more wins in 5 of the last 6 campaigns...has won 8 consecutive decisions 3 times in his career...has tossed two 1-hitters, 3 2-hitters and 6 3-hitters in his career...in 1990-91 became 1 of 3 pitchers in Major League history with consecutive seasons striking out more than 9 batters per 9 innings while walking fewer than 3 (minimum 100 IP), joining Sandy Koufax (1964-65) and Luis Tiant (1967-68)...is a 2-time All-Star (1988 and '92)...has played in 2 LCS (1988 and '92) and 1 World Series (1992).

CONE Continued

1992--split the season between the Mets and the Blue Jays... combined on his 2 stops for a 17-10 record and 2.83 ERA in 35 games...led all Major League pitchers with a career-high 261 strikeouts...tied for the National League lead in shutouts with 5 and topped the loop with 82 walks...led the league with 9.8 strikeouts per 9 innings...was 2nd in strikeouts (214), 5th in opponents batting average (.223) and winning percentage (.650) and tied for 6th in complete games (7)...pitched 7.1 innings of no-hit ball vs. the Astros on April 28 before a Benny Distenano single spoiled the no-hit bid...compiled an 8-game winning streak from June 16-August 2 (the 2nd longest in the National League in 1992) to match his career high...traded to the Blue Jays on August 27 in exchange for infielder Jeff Kent and a player to be named later (outfielder Ryan Thompson)...fanned 10 or more batters in a game 8 times on the season...split 2 decisions in the ALCS vs. Oakland, winning Game 2 by a 3-1 score then losing game 5 by a 6-2 count...did not have a decision in 2 starts in the World Series vs. Atlanta, but the Blue Jays won both games he started (Games 2 and 6)...had 2 hits in Game 2 of the World Series.

1991--tied for the major league lead in strikeouts with Roger Clemens at 241...marked the 2nd straight year he had won the N.L. strikeout crown...averaged a league-best 9.3 strikeouts per 9 innings...ranked 5th in the league with 232.2 innings pitched...tied a National League record with 19 strikeouts (matching Tom Seaver and Steve Carlton, 1 shy of the Major League record of 20 held by Roger Clemens) in his final start on October 6 in Philadelphia (3 H, 1 BB in the 7-0 win)...tossed his 2nd career 1-hitter September 20 vs. St. Louis (8th inning double by Felix Jose)...struck out the side on 9 pitches in the 5th inning at Cincinnati on August 30.

1990--led the majors in strikeouts with 233, 1 more than Nolan Ryan...fanned 9.9 batters per 9 innings, tops in the National League...opponents hit .226 against him, the 6th best mark in the league...tossed 3 consecutive complete games August 18-28...fanned a then-career-high 13 batters in San Francisco on August 18...fanned 10 or more batters in 4 straight starts, June 30-July 19...became the first pitcher in Mets history to record a pinch hit when he singled on August 1 in Montreal off Dale Mohorcic.

1989--finished 4th in the National League with 190 strikeouts... tied for 4th with 7 complete games, while opponents hit .223 against him, the 10th best mark in the circuit...logged an 8-game winning streak from June 21-August 18, the 3rd longest streak in the league...led the N.L. pitchers (with 20 or more at bats) in hits with 18 and was 2nd in average at .234...record stood at 3-5 on June 5...did not suffer a loss in his next 15 games.

1988--became the 4th 20-game winner in Mets' history...his 20-3 record (.870 winning pct.) was the 6th best winning clip in history for a pitcher with 20 or more wins...finished 3rd in the Cy Young Award voting with 42 points, trailing Orel Hershiser (a unanimous choice) and Danny Jackson...was 2nd in the N.L. with a 2.22 ERA and 213 strikeouts...logged a career-high 10 innings against the Cubs on June 2 and the Cardinals on June 13...tossed a complete game 2-hit shutout against the Phillies on June 19...a Steve Jeltz single with 2 out in the 8th broke up the no-hitter...tossed a perfect inning of relief in the All-Star Game on July 14 in Cincinnati...hurled a 1-hitter vs. San Diego on August 29 (4th inning double by Tony Gwynn)...won his final 8 starts of the season...was 1-1 in 3 appearances (2 starts) in the LCS vs. Los Angeles...toured with the Major League all-star team to Japan following the season.

CONE Continued

1987--picked up his 1st major league win and 1st complete game when he won a 6-2 decision in Cincinnati on May 12...placed on the 21-day Disabled List on May 29 after breaking the little finger on his right hand while attempting to bunt on May 27...had 3 pins inserted into the finger by Dr. Richard Eaton.

1986--made his major league debut June 8 with 1 inning of work against Milwaukee in front of his hometown fans in Kansas City... was with the Royals during 2 separate stints...recalled June 7 when Mark Gubicza was placed on the Disabled List...saw action in 4 games before returning to Omaha June 21...recalled again on August 25 when Al Hargesheimer hurt his shoulder and remained with the parent club for the rest of the season.

Minor League & Miscellaneous Notes: David was the Royals 3rd round choice in the 1981 June Free Agent Draft...signed by Carl Blando...posted a combined 16-3 record and 2.08 ERA at Charleston and Fort Myers in 1982...missed the entire 1983 campaign due to a knee injury...suffered a torn cartilage in his left knee in a home plate collision in spring training on March 27...the injury occurred when he hurled a wild pitch and collided with the runner trying to score from 3rd base...in 1984 had 1 2-hitter, 3 3-hitters and a 5-hit shutout for Memphis of the Southern League (AA)...led the Chicks in starts, innings pitched and strikeouts...led Omaha in strikeouts with 115 and led the American Association with 93 walks in 1985...is a 1981 graduate of Rockhurst High in Kansas City...played football and basketball but the school did not field a baseball team...was an All-District and All-Metro quarterback and an All-District selection in basketball as a guard...guided Rockhurst to the state football championship as a senior...played amateur baseball in the 3-and-2 League for 9 years and in the Ban Johnson League for 3 seasons.

YEAR CLUB	W-L	ERA	G	GS	CG	SHO	SV	IP	H	R	ER	BB	SO
1981 Sarasota	6-4	2.55	14	12	0	0	0	67.0	52	24	19	33	45
1982 Charleston	9-2	2.06	16	16	1	1	0	105.0	84	38	24	47	87
Fort Myers	7-1	2.12	10	9	6	1	0	72.0	56	21	17	25	57
1983	Did Not Play												
1984 Memphis	8-12	4.27	29	29	9	1	0	179.0	162	103	85	111	114
1985 Omaha	9-15	4.65	28	27	5	1	0	158.2	157	90	82	*93	115
1986 Omaha	8-4	2.79	39	2	2	0	14	71.0	60	23	22	25	63
KANSAS CITY	0-0	5.56	11	0	0	0	0	22.2	29	14	14	13	21
1987 Tidewater	0-1	5.73	3	3	0	0	0	11.0	10	8	7	6	7
New York (NL)	5-6	3.71	21	13	1	0	1	99.1	87	46	41	44	68
1988 New York (NL)	20-3	2.22	35	28	8	4	0	231.1	178	67	57	80	213
1989 New York (NL)	14-8	3.52	34	33	7	2	0	219.2	183	92	86	74	190
1990 New York (NL)	14-10	3.23	31	30	6	2	0	211.2	177	84	76	65	*233
1991 New York (NL)	14-14	3.29	34	34	5	2	0	232.2	204	95	85	73	*241
1992 New York (NL)	13-7	2.88	27	27	7	+5	0	196.2	162	75	63	*82	214
Toronto	4-3	2.55	8	7	0	0	0	53.0	39	16	15	29	47
1993 KANSAS CITY	11-14	3.33	34	34	6	1	0	254.0	205	102	94	114	191
A.L. Totals	15-17	3.36	63	41	6	1	0	329.2	273	132	123	156	259
N.L. Totals	80-48	3.08	182	165	34	15	1	1191.1	991	459	408	418	1159
M.L. Totals	95-65	3.14	235	206	40	16	1	1521.0	1264	591	531	574	1418

*-Led League

LEAGUE CHAMPIONSHIP SERIES RECORD

YEAR CLUB, OPP.	W-L	ERA	G	GS	CG	SHO	SV	IP	H	R	ER	BB	SO
1988 N.Y. vs. L.A.	1-1	4.50	3	2	1	0	0	12.0	10	6	6	5	9
1992 Tor. vs. Oak.	1-1	3.00	2	2	0	0	0	12.0	11	7	4	5	9
LCS Totals	2-2	3.75	5	4	1	0	0	24.0	21	13	10	10	14

WORLD SERIES RECORD

YEAR CLUB, OPP.	W-L	ERA	G	GS	CG	SHO	SV	IP	H	R	ER	BB	SO
1992 Tor. vs. Atl.	0-0	3.48	2	2	0	0	0	10.1	9	5	4	8	8

CONE Continued

ALL-STAR GAME RECORD

YEAR	CLUB, SITE	W-L	ERA	G	GS	CG	SHO	SV	IP	H	R	ER	BB	SO
1988	N.L., Cin.	0-0	0.00	1	0	0	0	0	1.0	0	0	0	0	1
1992	N.L., S.D.	0-0	0.00	1	0	0	0	0	1.0	0	0	0	0	1
A.S.G. Totals		0-0	0.00	2	0	0	0	0	2.0	0	0	0	0	2

1981 Selected by Royals in 3rd round of June Free Agent Draft, signed by Carl Blando.

1987 Traded to New York Mets with catcher Chris Jelic in exchange for catcher Ed Hearn, pitcher Rick Anderson and pitcher Mauro Gozzo, March 28.

1992 Traded to Toronto Blue Jays in exchange for infielder Jeff Kent and outfielder Ryan Thompson, August 27.

1992 Signed by Royals as a free agent, December 8.

M.L. BATTING TOTALS

	AVG.	AB	H	HR	RBI
M.L. Totals	.144	425	61	0	20

CAREER FIELDING

POSITION	PCT.	G	PO	A	E	TC	DP
Pitcher	.954	235	131	139	13	283	7

VS. AMERICAN LEAGUE

	1993								CAREER							
	W	L	S	ERA	G	IP	H	ER	W	L	S	ERA	G	IP	H	ER
Season	11	14	0	3.33	34	254.0	205	94	15	17	0	3.36	53	329.2	273	123
Home	4	6	0	4.05	17	126.2	116	57	6	9	0	4.07	29	174.2	161	79
Road	7	8	0	2.62	17	127.1	89	37	9	8	0	2.55	24	155.0	112	44
Baltimore	0	1	0	4.15	2	13.0	13	6	0	1	0	4.15	2	13.0	13	6
Boston	2	1	0	3.13	4	31.2	29	11	2	2	0	2.72	5	39.2	33	12
California	3	1	0	2.78	4	32.1	25	10	3	1	0	2.97	8	37.0	31	12
Chicago	1	2	0	4.40	4	28.2	25	14	1	2	0	4.40	4	28.2	25	14
Cleveland	1	1	0	1.56	2	17.1	11	3	1	2	0	1.78	3	25.1	16	5
Detroit	0	1	0	4.37	3	22.2	23	11	0	1	0	4.01	4	24.2	26	11
Kansas City	-	-	-	-	-	-	-	-	1	0	0	0.00	1	8.1	5	0
Milwaukee	0	1	0	10.80	1	6.2	8	8	0	2	0	10.13	2	13.1	15	15
Minnesota	2	1	0	3.60	3	20.0	15	8	3	1	0	4.60	6	29.1	29	15
New York	0	1	0	1.84	2	14.2	14	3	1	1	0	1.66	3	21.2	18	4
Oakland	0	1	0	1.20	2	15.0	9	2	0	1	0	1.72	3	15.2	12	3
Seattle	1	0	0	4.15	2	13.0	12	6	1	0	0	4.56	5	23.2	22	12
Texas	0	2	0	2.12	2	17.0	6	4	1	2	0	1.98	4	27.1	13	6
Toronto	1	1	0	3.27	3	22.0	15	8	1	1	0	3.27	3	22.0	15	8
Before ASG	6	8	0	3.53	18	132.2	105	52	6	8	0	3.74	22	139.2	115	58
After ASG	5	6	0	3.12	16	121.1	100	42	9	9	0	3.08	31	190.0	158	65
Starter	11	14	0	3.33	34	254.0	205	94	15	17	0	3.22	41	305.0	241	109
Reliever	-	-	-	-	-	-	-	-	0	0	0	5.11	12	24.2	32	14
April	0	4	0	3.79	5	35.2	34	15	0	4	0	3.79	5	35.2	34	15
May	3	1	0	2.15	6	46.0	25	11	3	1	0	2.15	6	46.0	25	11
June	2	3	0	4.75	5	36.0	33	19	2	3	0	5.23	9	43.0	43	25
July	2	2	0	3.15	6	45.2	36	16	2	2	0	3.15	6	45.2	36	16
August	3	1	0	3.50	6	43.2	44	17	3	2	0	4.29	7	50.1	51	24
September	1	2	0	3.23	5	39.0	29	14	5	4	0	2.73	18	99.0	78	30
October	0	1	0	2.25	1	8.0	4	2	0	1	0	1.80	2	10.0	6	2
Longest winning streak--3 games (twice)									3 games (twice)							
Longest losing streak--5 games (April 7-May 9)									5 games (1993)							

CONE'S BESTS

	Season	Game
W	20--1988	Low Hit
ERA	2.22--1988	1--twice, vs. S.D., 8-29-88 & vs. St.L., 9-20-91
SV	1--1987	SO
IP	254.0--1993	19--at Phil., 10-6-91
SO	261--1992	
Win Streak	8--1988, 1989 & 1992	

Did You Know...

The Royals have had a pitcher record a 10-plus strikeout game 64 times over the past 25 seasons. David Cone has logged 34 10-plus strikeout games in his seven-year career.

#8 Gary Gaetti, 3B



Ht.: 6-0 Wt.: 200
Bats: Right Throws: Right
Opening Day Age: 35
Born: 8-19-58 in Centralia, IL.
Resides: Raleigh, NC
Full Name: Gary Joseph Gaetti
Married: Debby
Children: Joseph (10-16-81) and
Jacob (2-5-85)
Acquired: Signed as a Free Agent,
6-19-93
Contract Status: 1st year of a 1-year
contract thru 1994 with an option for
1995
M.L. Service: 12 years, 12 days

1993 Notes: Gary opened the season with the California Angels...hit .180 (9-for-50) in 20 games with 3 runs, a pair of doubles and 4 RBI...released on June 3...began working out with the Royals on June 9 and signed by the club on June 19...injected some much needed power into the Royals' offense...hit .256 with 14 home runs and 46 RBI in 82 games with the Royals...had 33 extra-base hits among his 72 hits with KC...hit safely in his first 4 games with the Royals going 5-for-14, .357...hit safely in a season-high 6 straight games from July 26-August 1 (11-for-22, .500) and again from September 10-15 (7-for-22, .318)...doubled in 4 straight games from July 27-August 1...homed in back-to-back games at the Metrodome, August 17-18...belted his 7th career grand slam at Boston on September 5, the 1st grand slam ever allowed by Roger Clemens, capping a 4-game, 8-RBI stretch...homed in his final 2 games of the season at Texas, October 2-3...batted .236 (17-for-72) with runners in scoring position...combined on the 2 stops to hit .245 with 14 home runs and 50 RBI in 102 games.

M.L. Career Notes: Gary has spent his entire major league career playing for teams in the American League's Western Division...is a 2-time All-Star (1988-89) and played on the Twins 1987 World Series squad...is a 4-time Rawlings Gold Glove winner at 3rd base, winning the award each year from 1986-1989...has belted 7 career grand slams and owns 14 multiple home run games...has logged 2 career pinch-hit home runs.

1992--began the season as California's regular 3rd baseman, appearing in 67 games before moving to 1st base on July 18, where he played in 44 contests...led the team with 12 home runs...the dozen home runs was the lowest total to lead any club and was the fewest in his career.

1991--signed by California as a new-look free agent on January 24...played 152 games, the 7th time he's played 150 or more games in a season...had a string of 56 consecutive errorless games snapped July 31 at Detroit.

1990--played 154 games for Minnesota while driving in 85 runs, his fifth 80 or more RBI season...led the Twins in RBI, games and at-bats...selected the league's Best Defensive 3rd Baseman by *Baseball America*...played errorless ball over 51 straight games (his final 48 games of the 1989 season and the first 3 games of 1990) to erase his own 1987 club record of 47 consecutive errorless games...led the league's 3rd basemen with 318 assists and 438 total chances...tied a career high with 6 RBI on May 2 at Detroit...had 6 consecutive hits in Milwaukee, September 3-4...participated in 2 triple plays (the 5th and 6th of his career) in the same

GAETTI Continued

game, July 17 at Boston...combined with Al Newman and Kent Hrbek in the 4th inning against Tom Brunansky and again in the 8th inning against Jody Reed.

1989--selected to the AL All-Star team and won his 4th straight Gold Glove...named the league's Best Defensive 3rd Baseman by *Baseball America*...recorded 6 consecutive hits April 6-8...selected the AL Player-of-the-Week June 12-18 after hitting .360 with 4 homers and 10 RBI...on the Disabled List from August 26-Sept. 13 with back and stomach ailments.

1988--finished with a .301 average, his first time over the .300 mark...led the league with a .606 road slugging percentage and was 3rd in the majors overall with a .551 slugging pct...ranked 3rd in the AL with 1 home run every 16.7 at bats...tied for 6th in the league with an RBI every 5.3 at bats...singled off Tommy John in New York on August 6 for career hit number 1,000...suffered a torn cartilage in his left knee on August 15...placed on the DL August 21 and underwent arthroscopic surgery the following day.

1987--registered personal-best in runs (95), doubles (36) and RBI (109)...led the league's 3rd basemen in games played (150), tied Brook Jacoby for most putouts (134) and was 2nd to Carney Lansford with a club-record .973 fielding percentage...finished 10th in the league's MVP voting...became the 10th player to homer in his first League Championship Series at bat and the first ever to hit homers in his first 2 at bats of post-season play...named the MVP in the ALCS after hitting .300 with 2 home runs and 5 RBI.

1986--ranked 3rd in the league in home runs with 34, 5th in both slugging percentage (.518) and RBI (108) and 6th in total bases (309) and extra-base hits (69)...collected four 4-hit games and five 2-home run games...led the league's 3rd basemen with 156 games, 334 assists, 473 total chances and 36 double plays...collected 6 RBI on September 23 vs. Kansas City...named the winner of the Charles O. Johnson Award as the Twins' Most Improved Player and the J. Roy Stockton Award from the St. Louis Baseball Writers for Outstanding Achievement in Baseball.

1985--played 160 games for the 2nd straight season...his streak of 230 consecutive games played ended June 23.

1984--became the first Twin since Roy Smalley in 1979 to play in all 162 games...missed only 8 innings all season...led the league's 3rd basemen with 496 total chances, 142 putouts and 334 assists...posted the club's longest hitting streak of the season at 16 games, from August 5-19.

1983--tied Gary Ward for the team high in games played with 157...had a career-high 18 game hitting streak from May 6-27.

1982--went 4-for-4 including a triple and 2 home runs in the season's first game against Seattle's Floyd Bannister...recorded 10 hits in his first 14 at bats...led the American League and set a Twins record with 13 sacrifice flies, a figure which tied Willie Montanez's major league rookie record with Philadelphia in 1971...finished 2nd to Chicago's Ryne Sandberg at 3rd base on the Major League All-Rookie Team while ranking 5th in the AL Rookie of the Year voting...connected for 2 grand slams during the season.

1981--became the 47th player in Major League history and the 3rd Twin to hit a home run during his first at bat when he connected on a 1-1 pitch from Charlie Hough on September 20.

Minor League & Miscellaneous Notes: Gary was selected by St. Louis in the 4th round of the January, 1978 draft and again by the Chicago White Sox in the secondary phase of the June, 1978 draft but did not sign...selected by the Twins in the 1st round (secondary phase) of the June 5, 1979 draft and began his professional

GAETTI Continued

career with Elizabethton...promoted to Wisconsin Rapids for the 1980 season where he led the Midwest League in home runs with 22...totaled 52 extra base hits while stealing 24 bases...advanced to Double-A Orlando in 1981...recorded 30 home runs, 5th in the Southern League, and added 4 more in the playoffs...selected to the Southern League All-Star and Double-A All-Star team as chosen by Topps...was the league's Player-of-the-Week in May and Player-of-the-Month in June...is a graduate of Centralia (IL) High where he played baseball, basketball and football...attended Lake Land Junior College in Mattoon, IL where he was MVP in the Illinois State Baseball JC Tournament as his team won the state title...attended Northwest Missouri State University in Maryville and was a member of the state championship baseball team.

YEAR CLUB	AVG.	G	AB	R	H	2B	3B	HR	RBI	BB	SO	SB
1979 Elizabethton	.257	66	230	50	59	15	2	14	42	43	40	6
1980 Wis. Rapids	.266	138	503	77	134	27	3	*22	82	67	120	24
1981 Orlando	.277	137	495	92	137	19	2	30	93	58	105	15
Minnesota	.192	9	26	4	5	0	0	2	3	0	6	0
1982 Minnesota	.230	145	508	59	117	25	4	25	84	37	107	0
1983 Minnesota	.245	157	584	81	143	30	3	21	78	54	121	7
1984 Minnesota	.262	162	588	55	154	29	4	5	65	44	81	11
1985 Minnesota	.246	160	560	71	138	31	0	20	63	37	89	13
1986 Minnesota	.287	157	596	91	171	34	1	34	108	52	108	14
1987 Minnesota	.257	154	584	95	150	36	2	31	109	37	92	10
1988 Minnesota	.301	133	468	66	141	29	2	28	88	36	85	7
1989 Minnesota	.251	130	498	63	125	11	4	19	75	25	87	6
1990 Minnesota	.229	154	577	61	132	27	5	16	85	36	101	6
1991 California	.246	152	586	58	144	22	1	18	66	33	104	5
1992 California	.226	130	456	41	103	13	2	12	48	21	79	3
1993 California	.180	20	50	3	9	2	0	0	4	5	12	1
KANSAS CITY	.256	82	281	37	72	18	1	14	46	16	75	0
M.L. Totals	.252	1745	6362	785	1604	307	29	245	922	433	1147	83

LEAGUE CHAMPIONSHIP SERIES RECORD

YEAR CLUB, SITE	AVG.	G	AB	R	H	2B	3B	HR	RBI	BB	SO	SB
1987 Min. vs. Det.	.300	5	20	5	6	1	0	2	5	1	3	0

WORLD SERIES RECORD

YEAR CLUB, SITE	AVG.	G	AB	R	H	2B	3B	HR	RBI	BB	SO	SB
1987 Min. vs. St.L.	.259	7	27	4	7	2	1	1	4	2	5	2

ALL-STAR GAME RECORD

YEAR CLUB, SITE	AVG.	G	AB	R	H	2B	3B	HR	RBI	BB	SO	SB
1988 A.L., Cin.	.000	1	1	0	0	0	0	0	0	0	0	0
1989 A.L., Cal.	.000	1	1	0	0	0	0	0	0	0	1	0
A.S.G. Totals	.000	2	2	0	0	0	0	0	0	0	1	0

1979 Selected by Minnesota in 1st round (secondary phase) of June Free Agent Draft.

1991 Signed by California as a new-look free agent, January 24.

1993 Released by California, June 3.

1993 Signed by Royals as a free agent, June 19.

CAREER FIELDING

POSITION	PCT.	G	PO	A	E	TC	DP
1st Base	.990	73	545	47	6	598	49
2nd Base	.000	1	0	0	0	0	0
3rd Base	.963	1609	1307	3323	177	4807	359
Shortstop	.813	13	2	11	3	16	2
Outfield	1.000	13	31	0	0	31	0

Gaetti's Career Grand Slams

July 26, 1982	Minnesota at Seattle (off Floyd Bannister)
Sept. 19, 1982	Minnesota at Kansas City (off Mike Armstrong)
May 8, 1985	Minnesota vs. New York (off Joe Cowley)
July 5, 1986	Minnesota vs. Baltimore (off Mike Flanagan)
May 22, 1988	Minnesota at Texas (off Milch Williams)
Sept. 23, 1990	Minnesota vs. Texas (off Charlie Hough)
Sept. 5, 1993	Kansas City at Boston (off Roger Clemens)

GAETTI Continued

VS. AMERICAN LEAGUE

Season	1993							CAREER						
	AVG.	G	AB	R	H	HR	RBI	AVG.	G	AB	R	H	HR	RBI
Home	.286	52	168	25	48	6	28	.264	879	3171	438	837	121	479
Road	.202	50	163	15	33	8	22	.240	866	3191	347	767	124	443
Baltimore	.250	8	24	2	6	0	5	.290	131	473	62	137	19	63
Boston	.208	7	24	1	5	1	7	.228	134	478	57	109	25	85
California	.217	8	23	5	5	1	2	.254	118	433	51	110	14	55
Chicago	.240	7	25	3	6	0	3	.217	144	511	71	111	17	62
Cleveland	.194	9	31	3	6	1	5	.275	132	488	54	134	17	91
Detroit	.345	10	29	6	10	1	6	.252	124	445	53	112	19	69
Kansas City	-	-	-	-	-	-	-	.225	129	458	53	103	13	45
Milwaukee	.133	4	15	1	2	1	2	.262	126	461	65	121	22	72
Minnesota	.125	9	32	2	4	2	3	.204	30	113	6	23	4	14
New York	.227	7	22	5	5	2	3	.244	134	508	59	124	18	72
Oakland	.318	7	22	2	7	2	3	.275	143	524	68	144	20	81
Seattle	.208	7	24	2	5	0	2	.272	143	541	82	147	29	98
Texas	.378	11	37	5	14	2	6	.261	131	479	52	125	12	57
Toronto	.261	8	23	3	6	1	3	.231	126	450	52	104	16	58
Before ASG	.238	37	101	13	24	3	15	.255	936	3370	433	859	129	478
After ASG	.248	65	230	27	57	11	35	.249	819	2992	352	745	116	444
vs. LHP	.278	-	97	-	27	7	20	.258	-	1848	-	476	83	279
vs. RHP	.231	-	234	-	54	7	30	.250	-	4514	-	1128	162	643
Pinch Hitter	.125	8	8	0	1	0	1	.279	43	43	-	12	2	15
Desig. Hitter	.222	6	18	2	4	0	4	.276	39	116	15	32	5	19
April	.222	6	18	2	4	0	2	.259	229	860	109	223	34	121
May	.167	13	30	1	5	0	2	.262	302	1115	153	292	45	171
June	.231	8	26	5	6	1	2	.242	283	1024	131	248	36	130
July	.346	26	78	9	27	2	14	.266	309	1127	130	300	46	192
August	.205	22	88	8	18	5	11	.234	308	1131	142	265	47	161
September	.228	24	79	12	18	4	16	.248	284	999	107	249	33	130
October	.250	3	12	3	3	2	3	.264	30	106	13	28	4	17
Longest hitting streak--6 games (twice)								18 games (1983)						

GAETTI'S BESTS

	Season		Game
AVG.	.301--1988	H	4--last: vs. Tex., 10-3-92
H	171--1986	HR	2--last: vs. Cle., 9-1-92
HR	34--1986	RBI	6--last: at Det., 5-2-90
RBI	109--1987	SB	2--last: at Det., 5-1-90
SB	14--1986		
Hit Strk	18--1983		

Gaetti's Two-Home Run Games

April 6, 1982 vs. Seattle	April 29, 1988 at Boston
Sept. 9, 1985 at Chicago	June 24, 1988 at Oakland
May 3, 1986 at Detroit	April 16, 1989 at New York
May 20, 1986 at Detroit	June 18, 1989 vs. Milwaukee
July 25, 1986 at New York	June 23, 1989 at Boston
Sept. 1, 1986 vs. Milwaukee	May 2, 1990 at Detroit
Sept. 23, 1986 vs. Milwaukee	Sept. 1, 1992 vs. Cleveland

Project STAR

Project STAR (Students Taught Awareness and Resistance) is a comprehensive, community-wide drug and alcohol prevention program initiated by Mr. and Mrs. Ewing Kauffman. The project is funded by The Kauffman Foundation. The project is designed to help young people in the greater Kansas City area develop an understanding of the consequences of drug abuse, identify influences which promote the use of drugs and alcohol, and develop the social skills necessary to resist those influences. Because students are influenced by many factors within their school environment, the project focuses on those major forces. However, students are influenced by their total environment, and that influence can be either positive or negative. By stimulating and coordinating the cooperative efforts of schools, various community agencies, parent groups, business and professional organizations and the media, Project STAR will help young people in the Kansas City area resist the many influences to become involved with drugs and alcohol.

#7 Greg Gagne, SS



Ht.: 5-11 Wt.: 180
Bats: Right Throws: Right
Opening Day Age: 32
Born: 11-12-61 in Fall River, MA
Resides: Rehoboth, MA
Full Name: Gregory Carpenter Gagne
Married: Micki
Children: Zachary (8-24-87), Lucas (9-17-90) and Blaire (12-3-93)
Acquired: Signed as a Free Agent, 12-8-92
Contract Status: 2nd year of a 3-year contract thru 1995
M.L. Service: 9 years, 62 days

1993 Notes: Greg turned in his best season to date earning Royals Player-of-the-Year honors...posted career highs in average (.280), hits (151) and RBI (57) while playing in a team-leading and career-high 159 games...led all American League shortstops in fielding with a .986 percentage, while committing a league-low 10 errors...committed just 1 error from April 15-June 25 and did not make an error after August 5, a club-record 52-game errorless stretch...voted the league's 2nd best defensive shortstop behind Seattle's Omar Vizquel in *Baseball America's* "Tools of the Trade" survey...also lost out to Vizquel for Gold Glove honors...belted 10 home runs, his high since hitting a career-best 14 in 1988...no Royal shortstop has ever hit more than 10 home runs in a season (U.L. Washington in 1980 and Kurt Stillwell in 1988 previously hit 10)...was the Royals Player-of-the-Month in August after hitting .284 with 14 runs scored, 3 home runs and 10 RBI...collected 4 hits in a game on 3 occasions: June 16 at Seattle, July 8 vs. Detroit and August 5 at California...belted his 2nd career grand slam vs. Texas on July 29 after being inserted in the game as a late-inning defensive replacement...matched his career high with 4 RBI in a game on 2 occasions: July 22 at Detroit and July 29 vs. Texas...hit .295 (36-for-122) with runners in scoring position, tops among Royal regulars...walked more than 30 times in a season (33) for the 1st time in his career.

M.L. Career Notes: Greg has hit 2 career grand slams, 3 inside-the-park home runs and owns 3 multi-home run games...recorded the 2nd longest errorless streak by a shortstop in American League history when he went 76 straight games without making an error from May 2-August 12, 1991...was the starting shortstop on the World Series Championship teams of 1987 and 1991, playing in 24 post-season games...has hit 4 post-season home runs, most ever by a shortstop...longest hitting streak is 13 games, set in 1992.

1992--hit .246 in 146 games for the Twins...led the club and was 4th in the league with 12 sacrifice bunts...posted a .973 fielding percentage at shortstop, the league's 4th best mark, committing 18 errors in 664 chances...logged a 53-game errorless streak, the 2nd longest of his career, from June 9-August 11...put together a career-high 13-game hitting streak (25-for-53, .434), May 8-23...became the 1st Twin to start 1,000 games at shortstop on May 12.

1991--established a club record when he went 76 straight games without making an error from May 2-August 12 (319 total chances), the 2nd longest streak for a shortstop in American League history behind Baltimore's Cal Ripken (95 games in 1990)...finished the season as the 2nd ranked fielding shortstop with a .984 fielding

GAGNE Continued

pct. (9 errors in 566 total chances) behind Ripken...started all 12 post-season games at shortstop...hit a 3-run homer off Atlanta's Charlie Leibrandt in the 6th inning of Game 1 of the World Series at the Metrodome, breaking open a 1-0 game.

1990--stole a single-game high 3 bases, including home, August 29 vs. Chicago...led the Twins by grounding into the fewest double-plays (5) and tied for the team lead in sacrifice bunts (8).

1989--logged 1st career 4-hit game vs. the Brewers on June 19, and repeated the feat July 21 at Milwaukee...became the only Twin with 3 4-hit games in 1989 after connecting against Chicago on August 23...led the club with 7 triples, tying his career high.

1988--connected for 1st career grand slam, June 3 off Oakland's Dave Stewart in the Metrodome...named the A.L. Player-of-the-Week May 31-June 5 after batting .571 with 2 homers and 6 RBI...part of the U.S.-Japan Baseball Summit in Tokyo in November.

1987--connected for 3rd career 2-home run game, April 25 vs. California...drove in 4 runs at Milwaukee, June 16...established a club record of 47 straight errorless games at shortstop, July 1-August 9...hit his 3rd career inside-the-park home run, September 24 vs. Texas...hit home runs off Walt Terrell and Frank Tanana in the ALCS vs. Detroit and off Greg Mathews in the World Series...drove home the winning run in Game 7 of the World Series with an infield single in the 6th inning...won the Charles O. Johnson Award as the Most Improved Twin.

1986--had his 1st 2-home run game, August 22 off Toronto's Jim Clancy in the Metrodome...tied a major league record with 2 inside-the-park home runs in a game, October 4 off Chicago's Floyd Bannister in the Metrodome (also collected 11 total bases in that contest)...hit 10 of 12 round trippers in the Metrodome.

1985--batted .414 in spring training with 11 extra-base hits to earn the regular shortstop job...hit 1st big league home run off Frank Tanana in Texas on June 13...placed on the Disabled List with a lower back strain August 10.

1984--recalled from Triple-A Toledo on September 7 and played in 2 games garnering 1 at-bat.

1983--recalled from Toledo on June 3...made his Major League debut on June 5, doubling off Boston's Doug Bird in the 6th inning in the Metrodome...returned to Toledo on June 13...rejoined the Twins on September 3.

Minor League & Miscellaneous Notes: Greg was the New York Yankees' 5th round choice in the regular phase of the 1979 June Free Agent Draft...played for 3 seasons in the Yankees' system before a trade on April 10, 1982 sent him to the Twins...traded with pitchers Paul Boris and Ron Davis in exchange for pitcher Gary Serum and infielder Roy Smalley...named Orlando's Player of the Month for April, 1982 after hitting .320...set Orlando club records for shortstops in home runs, RBI, games played and assists...led the International League shortstops with 364 assists and 599 total chances in 1983...graduated from Somerset (MA) High...earned All-State honors in baseball and football...one of 9 children.

GAGNE'S BESTS

	Season		Game
AVG.	.280--1993	H	4--7 times, latest at Cal., 8-5-93
H	151--1993	HR	2--3 times, latest Cal., 4-25-87
HR	14--1988	RBI	4--several times, latest vs. Tex., 7-29-93
RBI	57--1993	SB	3--vs. Chi., 8-29-90
SB	15--1988		
Hit Strk	13--1992		

GAGNE Continued

YEAR	CLUB	AVG.	G	AB	R	H	2B	3B	HR	RBI	BB	SO	SB
1979	Paintsville	.179	41	106	10	19	2	3	0	7	13	25	2
1980	Greensboro	.270	98	337	39	91	20	5	3	32	22	46	8
1981	Greensboro	.297	104	364	7	108	21	3	9	48	49	72	14
1982	Ft. Lauderdale	.333	1	3	0	1	0	0	0	0	1	1	0
	Orlando	.232	136	504	73	117	23	5	11	57	57	100	8
1983	Toledo	.255	119	392	61	100	22	4	17	66	36	70	6
	Minnesota	.111	10	27	2	3	1	0	0	3	0	6	0
1984	Toledo	.280	70	236	31	66	7	2	9	27	34	52	2
	Minnesota	.000	2	1	0	0	0	0	0	0	0	0	0
1985	Minnesota	.225	114	293	37	66	15	3	2	23	20	57	10
1986	Minnesota	.250	156	472	63	118	22	6	12	54	30	108	12
1987	Minnesota	.265	137	437	68	116	28	7	10	40	25	84	6
1988	Minnesota	.236	149	461	70	109	20	6	14	48	27	110	15
1989	Minnesota	.272	149	460	69	125	29	7	9	48	17	80	11
1990	Minnesota	.235	138	388	38	91	22	3	7	38	24	76	8
1991	Minnesota	.265	139	408	52	108	23	3	8	42	26	72	11
1992	Minnesota	.246	146	439	53	108	23	0	7	39	19	83	6
1993	KANSAS CITY	.280	159	540	66	151	32	3	10	57	33	93	10
M.L. Totals		.253	1299	3926	518	995	215	38	79	392	221	769	89

LEAGUE CHAMPIONSHIP SERIES RECORD

YEAR	CLUB	OPP.	AVG.	G	AB	R	H	2B	3B	HR	RBI	BB	SO	SB
1987	Min.	vs. Det.	.278	5	18	5	5	3	0	2	3	3	4	0
1991	Min.	vs. Tor.	.235	5	17	1	4	0	0	0	1	1	5	0
L.C.S. Totals			.257	10	35	6	9	3	0	2	4	4	9	0

WORLD SERIES RECORD

YEAR	CLUB	OPP.	AVG.	G	AB	R	H	2B	3B	HR	RBI	BB	SO	SB
1987	Min.	vs. St.L.	.200	7	30	5	6	1	0	1	3	1	6	0
1991	Min.	vs. Atl.	.167	7	24	1	4	0	0	1	3	0	7	0
W.S. Totals			.185	14	54	6	10	2	0	2	6	1	13	0

- 1979 Selected by New York Yankees in 5th round of June Free Agent Draft
 1982 Obtained by Twins with pitchers Ron Davis and Paul Boris from the Yankees in exchange for infielder Roy Smalley and pitcher Gary Serum, April 10.
 1992 Signed by Royals as a free agent, December 8.

CAREER FIELDING

POSITION	PCT.	G	PO	A	E	TC	DP
Shortstop	.973	1271	1838	3455	147	5440	673
2nd base	1.000	6	0	4	0	4	0
3rd base	-	1	0	0	0	0	0
Outfield	1.000	8	4	0	0	4	0

VS. AMERICAN LEAGUE

	1993							CAREER						
	AVG.	G	AB	R	H	HR	RBI	AVG.	G	AB	R	H	HR	RBI
Season	.280	159	540	66	151	10	57	.253	1299	3926	518	995	79	392
Home	.305	80	269	34	82	3	31	.254	647	1918	268	487	37	208
Road	.255	79	271	32	69	7	26	.253	652	2008	250	508	42	184
Baltimore	.216	12	37	6	8	0	3	.208	97	284	29	59	4	21
Boston	.079	11	38	1	3	0	1	.207	93	275	40	57	1	18
California	.300	13	40	6	12	1	7	.274	92	270	36	74	8	35
Chicago	.224	13	49	2	11	2	4	.259	109	321	45	63	12	38
Cleveland	.295	12	44	4	13	0	4	.279	102	323	50	90	4	24
Detroit	.405	12	37	9	15	1	4	.250	100	312	47	78	7	31
Kansas City	-	-	-	-	-	-	-	.255	98	275	28	70	2	22
Milwaukee	.250	12	40	1	10	0	3	.294	95	299	35	88	6	35
Minnesota	.318	13	44	7	14	0	2	.318	13	44	7	14	0	2
New York	.325	11	40	7	13	2	6	.250	95	304	37	76	5	25
Oakland	.167	12	42	5	7	0	5	.260	101	304	53	79	9	36
Seattle	.311	13	45	6	14	0	1	.245	97	290	40	71	2	17
Texas	.444	13	45	5	20	3	13	.249	115	337	38	84	13	46
Toronto	.282	12	39	7	11	1	4	.250	92	288	33	72	6	42
Before ASG	.277	85	278	29	77	3	24	.251	712	2195	274	552	41	220
After ASG	.282	74	262	37	74	7	33	.256	587	1731	244	443	38	172
vs. LHP	.314	-	137	-	43	2	20	.268	-	1158	-	310	22	119
vs. RHP	.268	-	403	-	108	8	37	.247	-	2768	-	685	57	273
Pinch Hitter	.000	1	1	0	0	0	0	.118	17	17	1	2	0	1
Desig. Hitter	-	-	-	-	-	-	-	.333	9	6	0	2	0	0
April	.194	23	67	10	13	1	5	.259	176	552	78	143	12	49
May	.321	25	84	7	27	1	9	.265	209	649	84	172	12	65
June	.266	27	94	7	25	1	8	.232	239	740	85	172	15	83
July	.344	28	96	17	33	2	15	.254	227	677	86	172	9	62
August	.284	29	102	14	29	3	10	.277	209	654	94	181	14	74
September	.218	24	87	10	19	1	7	.221	214	588	75	130	11	46
October	.500	3	10	1	5	1	3	.379	25	66	16	25	6	13
Longest hitting streak--8 games (May 18-26)														13 games (1992)

#47 Tom Goodwin, OF



Ht.: 6-1 Wt.: 170
Bats: Left Throws: Right
Opening Day Age: 25
Born: 7-27-68 in Fresno, CA
Resides: Fresno, CA
Full Name: Thomas Jones Goodwin
Acquired: Claimed on waivers from the Los Angeles Dodgers, 1-6-94
Contract Status: 1st year of a 1-year contract thru 1994
M.L. Service: 1 year, 132 days

1993 Notes: Tom appeared in 30 games for the Dodgers, batting .294 with a double, RBI and 6 runs scored...began the season on the major league roster and played in 3 games (all as a pinch-runner) before being optioned to Albuquerque on April 22...recalled from the Triple-A level on June 18...played in 12 games going 3-for-8 (.375) with 3 runs scored...recorded his 1st hit of the season on July 7 at Philadelphia in the Dodgers-Phillies 20-inning contest...was again optioned to Albuquerque on July 15...recalled again on September 6...hit safely in a career-high 5 straight games from July 7-September 10, going 5-for-10...delivered the game-winning 10th inning single vs. Florida on September 9...hit .260 in 85 games at the Triple-A level with Albuquerque in the Pacific Coast League...had 1 home runs, 28 RBI, 48 runs scored and 21 stolen bases.

M.L. Career Notes: Tom is a lifetime .237 hitter in 103 games at the big league level over 3 seasons, all with the Dodgers...has not belted a major league home run.

1992--started the season at Albuquerque but was recalled by the Dodgers 3 times (May 24, July 9 and August 5)...played in 57 games hitting .233 with 7 stolen bases...logged career-highs in hits (3) and stolen bases (2) on August 18 vs. New York.

1991--joined the Dodgers in September...logged his 1st major league at-bat September 1 vs. Chicago, collecting an infield single off Dave Smith...stole his 1st base vs. St. Louis on September 4.

Minor League & Miscellaneous Notes: Tom was the Los Angeles Dodgers' 1st round pick (#2 selection) in the 1989 June Free Agent Draft...was the 22nd player selected in the country...began his pro career with Great Falls in 1989...set a Pioneer League record with 60 stolen bases while batting .308 in 63 games...began the 1990 season with Bakersfield in the California League...promoted to Double-A San Antonio in May...named to the Texas League All-Star team...tabbed the 5th best prospect in the Texas League by *Baseball America*...stole 82 bases to lead all minor leaguers, including 60 at San Antonio to lead all Double-A base stealers...advanced to the Triple-A level for the 1st time in 1991...led Albuquerque in stolen bases (48), at-bats (509), strikeouts (83) and walks (59)...had a .990 fielding percentage with 3 errors in 293 total chances...named the best baserunner in Triple-A by *Baseball America*...batted .301 for the Dukes in 1992...selected to play in the Triple-A All-Star game...graduated from Central High in Fresno, CA...was a 2-time All-America selection (1988 and 1989) at Fresno State...led all NCAA Division I players in stolen bases both seasons...played on the 1988 U.S. Olympic team.

GOODWIN Continued

YEAR	CLUB	AVG.	G	AB	R	H	2B	3B	HR	RBI	BB	SO	SB
1989	Great Falls	.308	63	240	*55	74	12	3	2	33	28	30	*60
1990	Bakersfield	.291	32	134	24	39	6	2	0	13	11	22	22
	San Antonio	.278	102	428	76	119	14	4	0	28	38	72	*60
1991	Albuquerque	.273	132	509	84	139	19	4	1	45	59	83	48
	Los Angeles	.143	16	7	3	1	0	0	0	0	0	0	1
1992	Albuquerque	.301	82	319	48	96	10	4	2	28	37	47	27
	Los Angeles	.233	57	73	15	17	1	1	0	3	6	10	7
1993	Los Angeles	.294	30	17	6	5	1	0	0	1	1	4	1
	Albuquerque	.260	85	289	48	75	5	5	1	28	30	51	21
M.L. Totals		.237	103	97	24	23	2	1	0	4	7	14	9

*Led League

1989 Signed by the Los Angeles Dodgers in the 1st round (22nd overall) in the June Free Agent Draft.

1994 Obtained by Royals on waivers from Los Angeles, January 6.

CAREER FIELDING

POSITION	PCT.	G	PO	A	E	TC	DP
Outfield	1.000	62	59	0	0	59	0

GOODWIN'S BESTS

	Season		Game
AVG.	.294--1993	H	3--vs. N.Y., 8-18-92
H	17--1992	HR	0
HR	0	RBI	2--at S.F., 9-18-92
RBI	3--1992	SB	2--vs. N.Y., 8-18-92
SB	7--1992		
Hit Strk	5--1993		

Major League Managers Played For

Player	Managers
Kevin Appier	John Wathan, Hal McRae
Stan Belinda	Jim Leyland, Hal McRae
Billy Brewer	Hal McRae
Enrique Burgos	Hal McRae
Vince Coleman	Whitey Herzog, Red Schoendienst, Joe Torre, Bud Harrelson, Mike Cuddage, Jeff Torborg
David Cone	Dick Howser, Mike Ferraro, Davey Johnson, Bud Harrelson, Mike Cuddage, Jeff Torborg, Cito Gaston, Hal McRae
Gary Gaetti	Billy Gardner, Ray Miller, Tom Kelly, Doug Rader, Buck Rodgers, John Wathan, Marcel Lachemann, Hal McRae
Greg Gagne	Billy Gardner, Ray Miller, Tom Kelly, Hal McRae
Tom Goodwin	Tommy Lasorda
Tom Gordon	John Wathan, Hal McRae
Jeff Granger	Hal McRae
Mark Gubicza	Dick Howser, Mike Ferraro, Billy Gardner, John Wathan, Hal McRae
Chris Gwynn	Tommy Lasorda, Hal McRae
Bob Hamelin	Hal McRae
Chris Haney	Tom Runnels, Felipe Alou, Hal McRae
Dave Henderson	Maury Wills, Rene Lachemann, Del Crandall, Chuck Cottier, Dick Williams, John McNamara, Roger Craig, Tony LaRussa
Phil Hiatt	Hal McRae
David Howard	John Wathan, Hal McRae
Felix Jose	Tony LaRussa, Joe Torre, Hal McRae
Wally Joyner	Gene Mauch, Cookie Rojas, Moose Stubing, Doug Rader, Buck Rodgers, Hal McRae
Kevin Koslofski	Hal McRae
Jose Lind	Jim Leyland, Hal McRae
Mike Macfarlane	Billy Gardner, John Wathan, Hal McRae
Mike Magnante	John Wathan, Hal McRae
Brent Mayne	John Wathan, Hal McRae
Brian McRae	John Wathan, Hal McRae
Rusty Meacham	Sparky Anderson, Hal McRae
Keith Miller	Davey Johnson, Bud Harrelson, Mike Cuddage, Hal McRae
Jeff Montgomery	Pete Rose, John Wathan, Hal McRae
Hipolito Pichardo	Hal McRae
Terry Shumpert	John Wathan, Hal McRae

#36 Tom Gordon, RHP



Ht.: 5-9 Wt.: 180
Bats: Right Throws: Right
Opening Day Age: 26
Born: 11-18-67 in Sebring, FL
Resides: Avon Park, FL
Full Name: Thomas Gordon
Children: Tamasha (12-1-87)
Acquired: Selected in 6th round of
1986 June Free Agent Draft
Contract Status: 1st year of a 1-year
contract thru 1994
M.L. Service: 5 years, 26 days

1993 Notes: Tom re-established himself as a bonafide starter for the Royals in 1993...began the season pitching exclusively in relief...first 34 appearances came in relief...was 4-2 with a 3.92 ERA out of the bullpen, allowing 46 hits and 27 earned runs in 62.0 innings with 63 strikeouts...logged his only save on May 21 vs. Seattle...struck out 8 Tigers on July 9 in a 4.2 inning relief stint...moved into the starting rotation on July 24 and posted wins in his first 2 and in 4 of his first 5 starts...after losing 3 straight decisions in which the Royals tallied a total of 5 runs, he came back with wins in his final 4 verdicts to finish at 12-6 with a 3.58 ERA...the 12 wins represented his high since collecting a dozen victories in 1990 while the 3.58 ERA is the best mark of his career...unleashed a club record 17 wild pitches, 2nd in the American League...was 8-4 as a starter with a 3.36 ERA, allowing 79 hits in 93.2 innings...had twice as many strikeouts (80) as walks (40) in a starter's role...tossed a complete game at Milwaukee on August 30 but suffered a 2-1 setback, then came back 2 starts later with another route-going performance, this time in a 10-2 win vs. New York on September 12...fanned a season-high 11 batters in an 8-inning outing at Oakland on September 22...struck out 10 batters at Texas on October 2...Royals scored 72 runs in his 14 starts, an average of 5.1 runs per start and posted a 10-4 record when he started...9 of his 14 starts were "quality" starts...logged 3 wins against the White Sox.

M.L. Career Notes: Tom has improved his lifetime record to 56-52 with a 3.87 career ERA...tied with Bud Black for 11th on the Royals' all-time wins list with 56...ranks 10th in losses with 52, 5th in career strikeouts with 754 and 6th in walks with 411...averaging 8.4 strikeouts and 4.6 walks per 9 innings, both the highest marks in franchise history (minimum 300 innings)...has fanned 10 or more batters 8 times, matching Mark Gubicza for the most in Royals' history...top winning streak is 7, set in 1989.

1992--began the season as a starter going 0-5 in 9 outings...moved to the bullpen on May 24...losing streak stretched to a career-high 6 games (and a club-record 10 dating back to 1991) before logging a win vs. Minnesota on June 8...record dipped to 1-9 by July 8...won his next 5 decisions, all in relief...spent the final 2 weeks of August on the Disabled List with tendinitis in his right rotator cuff...finished the season 0-5 with a 6.08 ERA as a starter and 6-5 with a 3.48 ERA in relief...finished 10th among A.L. relievers with 63 strikeouts...opposing batters hit him at a .258 clip (LH-.287; RH-.235)...finished as the only Royal hurler with double figures in losses (10).

GORDON Continued

1991--compiled a 9-14 record with 1 save and a 3.87 ERA in 45 games, including 14 starts...fanned 167 batters in 158 innings, tying for the 8th highest strikeout total in the league...tied for 4th in the A.L. with 14 losses...fanned a career high 13 batters (1 shy of the club record) in his 1st start, a 7-inning shutout stint in a 5-2 win at New York on April 20...also fanned 10 batters in a 7-inning start vs. Baltimore on June 22 and in a 6-inning relief effort vs. Detroit on July 19...collected decisions in 6 straight relief outings (4 wins) from July 26-August 14.

1990--was the only member of the Royals' original starting rotation to pitch the entire season, leading the staff with 32 starts, 6 complete games, 195.1 innings pitched and 175 strikeouts (the 7th highest single season strikeout total in club history at the time)...finished in a tie for 8th in the league in complete games and had the 9th highest strikeout total...his 8.1 strikeouts per 9 innings was the 4th best mark in the league...earned Royals Pitcher-of-the-Month honors in both April and June...logged 4 straight complete games from August 8-22, winning 3 times.

1989--named *The Sporting News*' American League Rookie Pitcher-of-the-Year, *Baseball Digest* A.L. Rookie-of-the-Year, A.L. Rookie-of-the-Year as selected by the players for USA TODAY, starting pitcher on the *Baseball Digest* Rookie All-Star team and the RHP on the Topps' Rookie All-Star Team...finished 2nd in the BBWAA's Rookie-of-the-Year honors...posted a 17-9 record and 3.64 ERA...his 17 wins were the 2nd highest total on the club and tied for 6th in the A.L...also ranked in the league's top 10 in opponents batting average against (2nd-.210), strikeouts (10th-153) and strikeouts/9 innings (2nd-8.4)...both his wins and strikeout totals were tops among rookie pitchers...logged his 1st major league win on April 5 vs. Toronto...named the Royals Pitcher-of-the-Month for April...earned his only save at Texas on May 24 by retiring all 7 batters faced, 6 by strikeout, including 5 in a row...won his 1st Major League start, July 17 vs. Milwaukee...won 7 straight decisions from May 28-July 17, 2 shy of the American League record for a rookie pitcher and the 4th longest streak by an A.L. hurler in '89...tossed 1st career complete game and shutout at Toronto on August 3, a 3-hitter...broke Steve Busby's club rookie record of 16 wins with victory number 17 at California on September 27...voted the Pitcher with the Best Breaking Pitch (along with Gregg Olson) in a poll of A.L. managers.

1988--hurled 2 perfect innings against Oakland in his debut September 8 including strikeouts of Jose Canseco and Terry Steinbach...made his 1st start and took his initial loss at Oakland, September 27.

Minor League & Miscellaneous Notes: Tom was the Royals' 6th round pick in the 1986 June draft...signed by Red Whitsett and Al Diez...led Sarasota in ERA, complete games and strikeouts in 1986...tied for the Northwest League lead in wins in 1987...named Minor League Player-of-the-Year by *Baseball America* in 1988...fanned 281 batters, 2nd among all hurlers behind Roger Clemens...fanned 10 or more batters 9 times including 17 vs. Burlington and 19 in 7 frames at Waterloo while at Appleton...named to the Midwest League's All-Star team, selected as the Prospect-of-the-Year by the MWL's managers and named to the Class A All-Star squad...promoted to Memphis on July 8 and to Omaha on August 14...combined on 3 minor league stops for a 16-5 record and 1.55 ERA...graduated from Avon Park (FL) High, 1986...lettered in baseball, football and basketball.

GORDON Continued

YEAR CLUB	W-L	ERA	G	GS	CG	SHO	SV	IP	H	R	ER	BB	SO
1986 Sarasota	3-1	1.02	9	7	2	1	0	44.0	31	12	5	23	47
Omaha	0-0	47.25	1	0	0	0	0	1.1	6	7	7	2	3
1987 Eugene	+9-0	2.86	15	13	0	0	1	72.1	48	33	23	47	91
Fort Myers	1-0	2.63	3	3	0	0	0	13.2	5	4	4	17	11
1988 Appleton	7-5	2.06	17	17	5	1	0	118.0	69	30	27	43	*172
Memphis	6-0	0.38	6	6	2	2	0	47.1	16	3	2	17	62
Omaha	3-0	1.33	3	3	0	0	0	20.1	11	3	3	15	29
KANSAS CITY	0-2	5.17	5	2	0	0	0	15.2	16	9	9	7	18
1989 KANSAS CITY	17-9	3.64	49	16	1	1	1	163.0	122	67	66	86	153
1990 KANSAS CITY	12-11	3.73	32	32	6	1	0	195.1	192	99	81	99	175
1991 KANSAS CITY	9-14	3.87	45	14	1	0	1	158.0	129	76	68	87	167
1992 KANSAS CITY	6-10	4.59	40	11	0	0	0	117.2	116	67	60	55	98
1993 KANSAS CITY	12-6	3.58	48	14	2	0	1	155.2	125	65	62	77	143
M.L. Totals	56-52	3.87	219	89	10	2	3	805.1	700	383	346	411	754

*Led League +Tied for League Lead

1986 Selected in 6th round of June Free Agent Draft, signed by Red Whitsett and Al Diez.

CAREER FIELDING

POSITION	PCT.	G	PO	A	E	TC	DP
Pitcher	.968	219	75	104	6	185	10

VS. AMERICAN LEAGUE

	1993							CAREER								
	W	L	S	ERA	G	IP	H	ER	W	L	S	ERA	G	IP	H	ER
Season	12	6	1	3.58	48	155.2	125	62	56	52	3	3.87	219	805.1	700	346
Home	6	1	1	2.38	23	72.0	45	19	31	24	2	3.35	113	421.1	342	157
Road	6	5	0	4.63	25	83.2	80	43	25	28	1	4.43	106	384.0	358	189
Baltimore	0	0	0	8.59	4	7.1	7	7	1	3	0	5.08	14	39.0	36	22
Boston	1	0	0	0.82	3	11.0	7	1	4	5	0	2.93	15	58.1	51	19
California	0	1	0	4.66	3	9.2	10	5	4	3	0	2.59	18	66.0	52	19
Chicago	3	0	0	4.63	4	11.2	11	6	6	1	1	3.81	17	54.1	48	23
Cleveland	0	0	0	6.48	3	8.1	7	6	1	2	0	3.96	11	36.1	32	16
Detroit	1	1	0	2.87	4	15.2	13	5	3	8	0	7.66	14	49.1	57	42
Kansas City	-	-	-	-	-	-	-	-	-	-	-	-	-	-	-	-
Milwaukee	0	1	0	3.77	4	14.1	14	6	7	4	0	2.84	17	79.1	65	25
Minnesota	1	1	0	4.05	4	13.1	11	6	5	5	0	5.80	21	63.2	67	41
New York	1	1	0	2.60	5	17.1	13	5	5	3	0	2.51	16	57.1	46	16
Oakland	1	1	0	3.46	3	13.0	9	5	4	8	0	4.76	21	87.0	75	46
Seattle	2	0	1	2.03	4	13.1	11	3	8	3	1	2.84	16	69.2	49	22
Texas	2	0	0	2.12	4	17.0	10	4	2	4	1	4.31	20	71.0	65	34
Toronto	0	0	0	7.36	3	3.2	2	3	6	3	0	2.55	19	74.0	57	21
Before ASG	4	2	1	3.66	32	59.0	41	24	25	26	2	3.88	119	382.1	321	165
After ASG	8	4	0	3.54	16	96.2	84	38	31	26	1	3.85	100	423.0	379	181
Starter	8	4	0	3.36	14	93.2	79	35	32	36	0	4.19	89	535.1	504	249
Reliever	4	2	1	3.92	34	62.0	46	27	24	16	3	3.23	130	270.0	196	97
April	1	0	0	5.87	8	15.1	11	10	7	4	0	3.01	31	104.2	87	35
May	2	1	1	4.58	11	17.2	15	9	7	10	2	4.31	38	127.1	103	61
June	1	1	0	2.55	10	17.2	13	5	9	7	0	4.08	37	106.0	97	48
July	2	0	0	2.70	7	23.1	16	7	9	10	0	4.04	34	133.2	123	60
August	2	4	0	4.19	6	38.2	34	18	15	9	1	2.86	31	167.0	132	53
September	3	0	0	2.83	5	35.0	30	11	8	11	0	4.62	43	150.0	142	77
October	1	0	0	2.25	1	8.0	6	2	1	1	0	6.48	5	16.2	16	12
Longest winning streak--4 games (Sept. 6-October 2)								7 games (1989)								
Longest losing streak--3 games (August 20-30)								6 games (1992)								

GORDON'S BESTS

	Season	Game
W	17--1989	Low-Hit
ERA	3.58--1993	3--twice, at Tor., 8-3-89 and at Sea. 9-2-90
SV	1--1989 & 1991 & 1993	SO
IP	195.1--1990	13--at NY., 4-20-91
SO	175--1990	
Win Strk	7--1989	

Did You Know...

that George Brett (52) in August of 1980 and Willie Wilson (51) in July of 1982 are the only Royals to collect 50 or more hits in a single month.

#27 Jeff Granger, LHP



Ht.: 6-4 Wt.: 200
 Bats: Right Throws: Left
Opening Day Age: 22
Born: 12-16-71 in San Pedro, CA
Resides: Orange, TX
Full Name: Jeffrey Adam Granger
Acquired: Selected in 1st round of 1993 June Free Agent Draft
Contract Status: 1st year of a 1-year contract thru 1994
M.L. Service: 28 days (Rookie)

1993 Notes: Jeff was the Royals' 1st round pick in the June Free Agent Draft, the 5th player selected overall behind Alex Rodriguez (Seattle), Darren Dreifort (Los Angeles), Brian Anderson (California) and Wayne Gomes (Philadelphia)...was the Royals' highest draft selection since Roy Branch was taken with the 5th pick in 1971...reported to Eugene in the short-season Class-A Northwest League...was voted the NWL's top prospect by the league's managers after posting a 3-3 record and 3.00 ERA in 8 games, 7 starts...fanned 56 batters while allowing just 28 hits and 10 walks in 36.0 innings...contract was purchased by Kansas City on September 6...made his major league debut in relief at Seattle on September 16 becoming the 2nd player from the draft (behind the Angels' Anderson) to appear in a big league game...allowed 3 hits and 3 runs, all earned, with 2 walks and a strikeout in 1 inning of work.

Miscellaneous Notes: Jeff was a 1st team all-Southwest Conference and all-America selection and a finalist for USA Baseball's Golden Spikes Award, given to the most outstanding amateur baseball player in the country in 1993 after logging a 14-3 record and 2.72 ERA in 19 games at Texas A&M...tossed 8 complete games among his 17 starts...fanned 143 batters while walking 51 in 119 innings...struck out a school and Southwest Conference record 21 batters on April 2, 1993 against NAIA power Lubbock Christian...finished as the career strikeout leader at A&M with 394 K's (5th in the Southwest Conference) while posting a 30-9 record...was the starting quarterback for the Aggies in the first 8 games of the 1992 season...named to the all-Southwest Conference 1st team, to the *Baseball America* All-America Freshmen Team and was a 3rd team all-America pick in 1991 after going 9-2 with a 3.20 ERA...won 2 games for the bronze-winning USA Pan-American team...graduated from Orangefield High School...was the team MVP in football, basketball, baseball and track...earned 4 letters in baseball and 3 in football, basketball, track and cross country...was an All-State and All-America performer in baseball and helped lead the team to the state championships in 1990...had a 42-game hitting streak as a senior, a state record and the 2nd longest in national high school history...was an all-state and all-America quarterback in high school.

YEAR	CLUB	W-L	ERA	G	GS	CG	SHO	SV	IP	H	R	ER	BB	SO
1993	Eugene	3-3	3.00	8	7	0	0	0	36.0	28	17	12	10	56
	KANSAS CITY	0-0	27.00	1	0	0	0	0	1.0	3	3	3	2	1
M.L.	Totals	0-0	27.00	1	0	0	0	0	1.0	3	3	3	2	1

1993 Selected by Royals in 1st round (5th pick) of June Free Agent Draft, signed by Terry Wetzel.

#23 Mark Gubicza, RHP



Ht.: 6-5 Wt.: 230
Bats: Right Throws: Right
Opening Day Age: 31
Born: 8-14-62 in Philadelphia, PA
Resides: Northridge, CA
Full Name: Mark Steven Gubicza
Married: Lisa
Children: Nicolette (6-10-92)
Acquired: Selected in 2nd round of
1981 June Free Agent Draft
Contract Status: 1st year of a 1-year
contract thru 1994
M.L. Service: 10 years, 0 days

1993 Notes: Mark split the season between the starting rotation and the bullpen...finished the year with a 5-8 record and a 4.66 ERA...began the season in the starting rotation...was 0-4 with a 7.03 ERA in 6 starting assignments (32.0 IP, 47 H, 25 ER)...made his initial relief appearance of the season on May 12 at Cleveland, his first outing in relief since July 29, 1986...it snapped a stretch of 184 consecutive starts...after 1 more start, made the permanent move to the bullpen on May 20...was 5-4 in 72.1 innings of relief with a 3.61 ERA over 43 games...lost his first 2 decisions in relief to run his record to 0-6 before posting wins in back-to-back outings July 2 vs. Toronto and July 5 against Baltimore...won 4 straight decisions from July 2-August 29...logged his first major league save on July 29, pitching 3 innings of relief against Texas...notched his 2nd save on August 10 vs. Seattle...had a 10.1 innings scoreless stretch from August 6-25 over 7 appearances...allowed just 2 home runs all season...opponents hit him at a .307 clip with left-handers batting .311 (59-for-190) and righthanders batting .304 (69-for-227).

M.L. Career Notes: Mark becomes the longest tenured Royal and the only current member that has been with the club every year since the 1985 Championship team with the retirement of George Brett...won at least 10 games in each of his first 6 seasons but has not reached double figures in wins in any of his last 4 campaigns...ranks among the Royals' all-time top 10 in most pitching categories including wins (5th-109), losses (3rd-100), appearances (6th-308), starts (3rd-253), complete games (7th-37), shutouts (5th-13), innings pitched (3rd-1,756), home runs allowed (7th-95), walks (2nd-661) and strikeouts (2nd-1,171)...is a 2-time All-Star (1988-89)...has tossed 2 2-hitters, 5 3-hitters and 3 4-hit complete games in his career...set a club record with 14 strikeouts vs. Minnesota on August 27, 1988...earned Royals Pitcher-of-the-Year honors twice (1986 and 1988)...won a career best 7 straight games in 1988 on his way to a 20-win campaign.

1992--posted a 7-6 record and 3.72 ERA in 18 starts...recorded a 3-0 complete game 4-hit shutout over Cleveland on May 12 for career win number 100...became the 5th pitcher in Royals' history to notch 100 victories (the others are Paul Splittorff, Dennis Leonard, Larry Gura and Bret Saberhagen)...had made 39 starts since his most recent complete game and 67 starts since his last shutout...earned American League Player-of-the-Week honors for the week of May 11-17 after tossing 2 complete game victories (he also stopped the Tigers 2-1 on May 17)...left his start on July 10 at Milwaukee after 1 inning with stiffness in his right forearm in what

GUBICZA Continued

turned out to be his final appearance of the season...placed on the 15-day Disabled List on July 15 with an inflamed bursa in his right shoulder...was about ready to return to action when he had a setback with weakness in the back of his right shoulder...spent the remainder of the season rehabilitating the shoulder.

1991--returned to the Royals' starting rotation overcoming rotator cuff surgery in August of 1990...pitched in Spring Training, but began the season on the Disabled List...made his 1st major league start since June 29, 1990 May 14 at Toronto...fanned a season-high 8 batters in 5 innings that night...topped the Twins May 25 for his 1st win since June 18, 1990...fanned Minnesota's Dan Gladden on September 10 for career strikeout number 1,000.

1990--left his start on June 13 at California in the 2nd inning after injuring his left rib cage area, an injury that originally occurred in 1989...season ended on June 29...left that start vs. Detroit with a partial tear in the right rotator cuff...placed on the 21-day Disabled List on July 11, retroactive to July 1...underwent arthroscopic surgery August 2 (performed by Royals physician Steve Joyce).

1989--was among the A.L.'s top 10 pitchers in innings (3rd), starts (T1st), complete games (T4th), ERA (8th), shutouts (T7th) and strikeouts (T4th)...ranked 7th in fewest walks per 9 innings (2.2)...his home runs allowed per 9 innings was the top mark in the A.L. (.353)...was the Royals' Opening Day starter...named the Royals and the A.L. Pitcher-of-the-Month for June after compiling a 4-1 record with a 2.34 ERA, 3 complete games and 2 shutouts...set a club record by tossing 134.1 innings without surrendering a home run until he was touched for a round tripper in Seattle on June 7... was 8-7 with a 2.69 ERA at the All-Star break, earning a spot on the winning A.L. squad for the mid-summer classic...worked 1 perfect inning vs. the N.L. with 1 strikeout...tossed 34.0 consecutive innings vs. Oakland without allowing an earned run...left his start on September 12 vs. Texas with tightness in his left pectoral muscle and was removed from his start 8 days later vs. Chicago with a posterior strain of the right shoulder...did not pitch after that time.

1988--turned in his best campaign, finishing 3rd for the A.L. Cy Young Award behind Frank Viola and Dennis Eckersley...earned Royals Pitcher-of-the-Year honors for the 2nd time after posting his 1st 20-win campaign...selected to the A.L. All-Star team where he worked 2 innings and traveled to Japan with an All-Star squad following the season...finished 3rd in the league in wins, 4th in ERA, 2nd in innings pitched and tied for 2nd in shutouts...led the staff with 183 strikeouts...won 17 of 20 decisions including a stretch of 7 straight wins from May 31-July 8 and a streak of 6 wins in a row from August 21 through September 26...earned A.L. and Royals Pitcher-of-the-Month honors for June after compiling a 5-0 mark with a 1.18 ERA...also earned Royals top hurler accolades in April and September...set a club record by fanning 14 batters in a 4-1 win vs. Minnesota August 27.

1987--logged 10 complete games, 241.2 innings pitched and a club-high 166 strikeouts...tied with Danny Jackson for the club lead in losses with 18, which ranked 2nd in the AL...only Paul Splittorff's 19 losses in 1974 ranks higher in club history.

1986--was 3-5 with a 4.80 ERA before the All-Star Break and 9-1 with a 2.70 ERA after the break...the impressive finish earned him Royals Pitcher-of-the-Year honors...earned the club's Pitcher-of-the-Month award twice (August, 4-1 with a 3.57 ERA, and September, 3-0 with a 2.14 ERA)...was 5-0 with a 1.95 ERA over his final 8 starts...did not win his 1st game of the season until May

GUBICZA Continued

14 when he posted a 5-0 victory over Cleveland, his 1st complete game since July 19, 1984 (a span of 46 starts)...was 12-2 with a 3.05 ERA after May 9...ranked 7th in the league in fewest hits allowed per 9 innings (7.7)...marked the 2nd consecutive season he ranked in the top 10 in that category...tied for the club lead in shutouts and led the staff in strikeouts.

1985--used as a spot starter until June 8...at that point he was 1-4 with a 4.95 ERA...reeled off 5 straight victories after manager Dick Howser went to a 5-man rotation...voted the club's Pitcher-of-the-Month for June (5-1, 3.10 ERA)...became the 1st Royals pitcher to win 5 games in a month since Larry Gura accomplished the feat in August of 1982...was 13-6 with a 3.80 ERA after June 2...made his 1st-ever professional relief appearance August 8...proved effective as a starter and reliever in the '85 ALCS vs. Toronto...pitched 3 perfect innings out of the bullpen in Game 1...started Game 6 and earned the victory as KC defeated the Blue Jays 5-3...did not appear in the '85 World Series.

1984--was 1 of 3 rookies (joining Danny Jackson and Bret Saberhagen) to make KC's starting rotation in spring training...major league debut came April 6 vs. Cleveland...lost a 2-0 decision to Bert Blyleven (6.0 IP, 5 H, 1 ER, 1 BB, 4 SO)...his 1st big-league shutout and victory occurred May 12 vs. Boston in Kansas City...hurled a 4-hitter as KC won 4-0...became the 1st Royals' rookie in 9 years and 7th overall to collect 100 or more strikeouts in a season...pitched consecutive complete games June 25 (16-0, 3-hitter over Oakland) and June 30 (6-2, 6-hitter over New York).

Minor League & Miscellaneous Notes: Mark was the Royals 1st pick in the 2nd round of the 1981 June Free Agent Draft (compensation pick for losing Darrell Porter to free agency)...led the Gulf Coast League in victories (8) in 1981 and was named to *Baseball America's* Gulf Coast League and 1st-Year Pro all-star teams...appeared in 11 games in '82 as he went on the Disabled List June 29 with an inflamed rotator cuff and missed the remainder of the season...advanced to the Double-A level in his 3rd pro season and set a Jacksonville club record for victories (14)...also paced the Suns' staff in innings pitched, strikeouts and starts...strikeout total led the Southern League...named to the Southern League All-Star team and played in the league's All-Star game...is a 1981 graduate of William Penn Charter High in Philadelphia...lettered in baseball, football and basketball...captained his baseball and basketball teams his senior season...was 22-3 in 3 years of varsity baseball competition...played Babe Ruth and American Legion baseball...late father, Anthony, pitched in the Chicago White Sox organization from 1950-51.

YEAR CLUB	W-L	ERA	G	GS	CG	SHO	SV	IP	H	R	ER	BB	SO
1981 Sarasota	*8-1	2.25	11	11	0	0	0	56.0	39	18	14	23	40
1982 Fort Myers	2-5	4.13	11	11	0	0	0	48.0	49	33	22	25	36
1983 Jacksonville	14-12	3.08	28	28	5	0	0	196.0	146	81	67	93	*146
1984 KANSAS CITY	10-14	4.05	29	29	4	2	0	189.0	172	90	85	75	111
1985 KANSAS CITY	14-10	4.06	29	28	0	0	0	177.1	160	88	80	77	99
1986 KANSAS CITY	12-6	3.64	35	24	3	2	0	180.2	155	77	73	84	118
1987 KANSAS CITY	13-18	3.98	35	35	10	2	0	241.2	231	114	107	120	166
1988 KANSAS CITY	20-8	2.70	35	35	8	4	0	269.2	237	94	81	83	183
1989 KANSAS CITY	15-11	3.04	36	+36	8	2	0	255.0	252	100	86	63	173
1990 KANSAS CITY	4-7	4.50	16	16	2	0	0	94.0	101	48	47	38	71
1991 Omaha	2-1	3.31	3	3	0	0	0	16.1	20	7	6	4	12
KANSAS CITY	9-12	5.68	26	26	0	0	0	133.0	168	90	84	42	89
1992 KANSAS CITY	7-6	3.72	18	18	2	1	0	111.1	110	47	46	36	81
1993 KANSAS CITY	5-8	4.66	49	6	0	0	2	104.1	128	61	54	43	80
M.L. Totals	109-100	3.81	308	253	37	13	2	1756.0	1714	809	743	661	1171

*Led League +Tied for League Lead

GUBICZA Continued

LEAGUE CHAMPIONSHIP SERIES RECORD

YEAR CLUB, OPP.	W-L	ERA	G	GS	CG	SHO	SV	IP	H	R	ER	BB	SO
1984 K.C. vs. Det.	-Did Not Play-												
1985 K.C. vs. Tor.	1-0	3.24	2	1	0	0	0	8.1	4	3	3	4	4

WORLD SERIES RECORD

YEAR CLUB, OPP.	W-L	ERA	G	GS	CG	SHO	SV	IP	H	R	ER	BB	SO
1985 K.C. vs. St.L.	-Did Not Play-												

ALL-STAR GAME RECORD

YEAR CLUB, SITE	W-L	ERA	G	GS	CG	SHO	SV	IP	H	R	ER	BB	SO
1988 A.L., Cin.	0-0	4.50	1	0	0	0	0	2.0	3	1	1	0	2
1989 A.L., Cal.	0-0	0.00	1	0	0	0	0	1.0	0	0	0	0	1
ASG. Totals	0-0	3.00	2	0	0	0	0	3.0	3	1	1	0	3

1981 Selected by Royals in 2nd round of June Free Agent Draft, scouted by Earl Rapp and Tom Ferrick.

CAREER FIELDING

POSITION	PCT.	G	PO	A	E	TC	DP
Pitcher	.968	308	176	280	15	471	28

VS. AMERICAN LEAGUE

	1993								CAREER							
	W	L	S	ERA	G	IP	H	ER	W	L	S	ERA	G	IP	H	ER
Season	5	8	2	4.66	49	104.1	128	54	109	100	2	3.81	308	1756.0	1714	743
Home	4	4	2	5.02	30	61.0	75	34	62	52	2	3.51	170	976.2	926	381
Road	1	4	0	4.15	19	43.1	53	20	47	48	0	4.18	138	779.1	788	362
Baltimore	1	0	0	2.38	3	11.1	13	3	8	4	0	3.98	23	131.0	126	58
Boston	1	1	0	18.56	4	5.1	15	11	10	8	0	4.70	25	145.2	153	76
California	0	1	0	5.87	3	7.2	7	5	8	7	0	3.64	21	116.1	110	47
Chicago	0	1	0	4.15	6	8.2	15	4	5	8	0	4.19	22	109.2	112	51
Cleveland	1	1	0	7.50	4	6.0	7	5	10	7	0	3.33	23	135.1	127	50
Detroit	0	1	0	3.00	4	12.0	11	4	7	8	0	3.77	25	138.1	116	58
Kansas City	-	-	-	-	-	-	-	-	-	-	-	-	-	-	-	-
Milwaukee	0	0	0	1.04	4	8.2	4	1	7	7	0	3.89	25	129.2	132	56
Minnesota	0	0	0	0.00	2	2.2	3	0	10	10	0	3.80	27	161.0	152	68
New York	0	1	0	5.19	4	8.2	15	5	5	12	0	3.35	25	163.2	174	61
Oakland	0	2	0	3.86	6	14.0	15	6	11	9	0	2.87	28	163.1	138	52
Seattle	0	0	1	3.86	2	4.2	5	2	12	4	1	3.38	19	119.2	119	45
Texas	0	0	1	7.94	3	5.2	9	5	7	8	1	4.91	23	128.1	136	70
Toronto	2	0	0	3.00	4	9.0	9	3	9	8	0	4.03	22	114.0	119	51
Before ASG	2	6	0	4.50	26	72.0	81	36	58	60	0	3.72	174	1015.0	992	420
After ASG	3	2	2	5.01	23	32.1	47	18	51	40	2	3.92	134	741.0	722	323
Starter	0	4	0	7.03	6	32.0	47	25	102	95	0	3.82	253	1647.1	1600	700
Reliever	5	4	2	3.61	43	72.1	81	29	7	5	2	3.56	55	108.2	114	43
April	0	3	0	8.05	4	19.0	32	17	7	20	0	4.35	35	213.0	224	103
May	0	2	0	4.56	8	25.2	24	13	20	21	0	3.94	59	358.2	350	157
June	0	1	0	2.89	10	18.2	19	6	26	15	0	3.18	59	342.2	308	121
July	3	0	1	3.24	10	16.2	17	6	15	10	1	3.58	51	256.2	258	102
August	1	0	1	3.14	10	14.1	21	5	20	16	1	4.01	53	293.2	286	131
September	1	2	0	6.30	7	10.0	15	7	18	16	0	4.22	46	258.0	252	121
October	-	-	-	-	-	-	-	-	3	2	0	2.16	5	33.1	36	8
Longest winning streak--4 games (July 2-August 29)									7 games (1988)							
Longest losing streak--6 games (April 8-June 25)									6 games (1987 and 1993)							

GUBICZA'S BESTS

	Season	Game
W	20--1988	Low-Hit
ERA	2.70--1988	2-- twice, at Cal., 6-11-88 and at Oak., 9-16-88
SV	2--1993	SO
IP	269.2--1988	14--vs. Min., 8-27-88
SO	183--1988	
Win Strk	7--1988	

Major League Trading Regulations

The trading deadline for all inter- and intra-league deals is midnight July 31. Waivers are required for all inter- and intra-league deals August 1 until 5:00 p.m. (EDT) the day after the regular season concludes. No waivers are required the remaining 10 months of the year.

#14 Chris Gwynn, OF



Ht.: 6-0 Wt.: 220
Bats: Left Throws: Left
Opening Day Age: 29
Born: 10-13-64 in Los Angeles, CA
Resides: Alta Loma, CA
Full Name: Christopher Karlton Gwynn
Married: JoAnn
Children: Joshua (1-9-88) and Maya (7-3-91)
Acquired: Obtained from Los Angeles Dodgers with Domingo Mota in exchange for Todd Benzinger, 12-11-91
Contract Status: 1st year of a 1-year contract thru 1994
M.L. Service: 5 years, 47 days

1993 Notes: Chris platooned much of the season in the outfield and was the club's top lefthanded hitter coming off the bench...produced career highs in most offensive categories including average (.300), games (103), at-bats (287), runs (36), hits (86), doubles (14), triples (4), RBI (25), walks (24) and strikeouts (34)...began the season slowly with just 1 hit in his first 12 at-bats...had 8 hits in his next 15 at bats with 6 RBI...after taking an 0-for-4, put together a career-high 8-game hitting streak (9-for-22, .409) from April 26-May 7, capping a 17-for-41 (.415) run which raised his season average all the way to .340...average did not dip below .300 after April 25...belted his only home run at Cleveland on June 26 off Tom Kramer...played 1st base for the 1st time in his major league career in a start on September 8 vs. Milwaukee...had played 219 career games without an error when he was charged with a throwing error from leftfield on September 28 vs. Cleveland... 270 of his 287 at-bats came against righthanded pitching (.307)...was just 3-for-17 against southpaws...hit .375 (6-for-16) with 4 RBI as a pinch-hitter, 2nd on the club behind Hubie Brooks.

M.L. Career Notes: Chris is a career .234 pinch-hitter (39-for-167) with 3 home runs and 25 RBI...is a .308 (8-for-26) pinch-hitter in the American League...best game was a 2-home run, 5-RBI contest at Philadelphia, August 29, 1990 when he belted his only career grand slam...has committed but 1 error in his major league career...longest hitting streak is 8 games, set in 1993.

1992--Chris' season was cut short by a pair of extended stays on the Disabled List...injured for the first time on May 28 at Detroit, suffering a torn calf muscle in his right leg while going from 1st to 3rd on a base hit...did not see action again until July 16...played in 9 of the club's next 11 games before sustaining a subluxation of his right shoulder while diving back into 1st base on July 26 at Cleveland, a season-ending injury.

1991--belted a career-high 5 home runs and collected 22 RBI...posted then career-highs in doubles with 5 and in walks with 10...batted .232 (13-for-56) with 2 homers and 13 RBI as a pinch-hitter...his 13 pinch-hits were a team-high and 2 short of the Los Angeles club record of 15, held by Manny Mota and Ed Goodson...delivered a pinch-hit 3-run homer vs. Montreal on May 13 in an 8-3 win...also belted a pinch-hit home run on July 29 vs. New York...logged 4 RBI at Atlanta on June 28...traded to the Royals on December 11 in exchange for 1st baseman Todd Benzinger.

GWYNN Continued

1990--played in his 1st full season at the major league level and posted then career highs in average (.284), at bats (141), hits (40), home runs (5) and RBI (22)...hit .232 (13-for-56) as a pinch hitter... tied for the 3rd highest pinch hit total in the majors and led the league in pinch hit at bats...belted his 1st major league home run on June 8 at San Diego off Greg Harris as a pinch hitter...had a career high 5 RBI with 2 home runs, including his 1st grand slam on August 29 at Philadelphia.

1989--named the Dodgers top rookie during spring training... recalled from Albuquerque on April 30...a stress fracture in his right foot and a late season knee injury limited him to just 32 games... logged 2 stints on the Disabled List with the stress fracture (June 12-July 5 and July 16-October 3)...injured the knee in a home plate collision while on rehab assignment at Albuquerque on August 1.

1988--recalled from Albuquerque on September 1...had 2 hits, both as a pinch hitter.

1987--had 3 hits in his 1st 3 major league at-bats in San Francisco on August 14...later made a game-saving catch.

Minor League & Miscellaneous Notes: Chris was the Los Angeles Dodgers 1st selection (10th player chosen) in the 1985 June Free Agent Draft...signed by Dennis Haren...joined the Vero Beach club following the June draft and appeared in 52 games...hit .287 over 401 at bats for San Antonio in the Double-A Texas League in 1986...advanced to Triple-A Albuquerque in 1987...hit .333 in Pacific Coast League playoffs...was hitting .389 through May 14, 1988 at Albuquerque before a wrist injury slowed him down...played winter ball in Lacey following the '88 campaign...hit .326 for the Dukes in 26 games in 1989...graduated from Long Beach Polytechnic High School...hit .484 as a senior and was named to the 1st team All-CIF Southern Section...played 3 seasons for San Diego State...named to the All-Western Conference and NCAA All-America 1st teams in 1984...named to the U.S. Olympic baseball team in 1984...set the NCAA Division I record for most hits in a season (137) in 1984...set the San Diego State records in runs (95), total bases (243), triples (9) and RBI (95) for a single season...is the younger brother of the Padres' Tony Gwynn.

YEAR CLUB	AVG.	G	AB	R	H	2B	3B	HR	RBI	BB	SO	SB
1985 Vero Beach	.257	52	179	19	46	8	6	0	17	16	34	2
1986 San Antonio	.287	111	401	46	115	22	1	6	67	16	44	2
1987 Albuquerque	.279	110	362	54	101	12	3	5	41	36	38	5
Los Angeles	.219	17	32	2	7	1	0	0	2	1	7	0
1988 Albuquerque	.299	112	411	57	123	22	10	5	61	39	39	1
Los Angeles	.182	12	11	1	2	0	0	0	0	1	2	0
1989 Albuquerque	.326	26	89	14	29	9	1	0	12	7	7	3
Los Angeles	.235	32	68	8	16	4	1	0	7	2	9	1
1990 Los Angeles	.284	101	141	19	40	2	1	5	22	7	28	0
1991 Los Angeles	.252	94	139	18	35	5	1	5	22	10	23	1
1992 KANSAS CITY	.286	34	84	10	24	3	2	1	7	3	10	0
1993 KANSAS CITY	.300	103	287	36	86	14	4	1	25	24	34	0
N.L. Totals	.256	256	391	48	100	12	3	10	53	21	69	2
A.L. Totals	.296	137	371	46	110	17	6	2	32	27	44	0
M.L. Totals	.276	393	762	94	210	29	9	12	85	48	113	2

1985 Selected by Dodgers in 1st round (10th pick) of June Free Agent Draft, signed by Dennis Haren.

1991 Obtained by Royals from the Dodgers with infielder Domingo Mota in exchange for 1st baseman Todd Benzinger, December 11.

CAREER FIELDING

POSITION	PCT.	G	PO	A	E	TC	DP
1st Base	1.000	1	12	1	0	13	1
Outfield	.997	220	296	10	1	307	1

GWYNN Continued

VS. AMERICAN LEAGUE

	1993							CAREER						
	AVG.	G	AB	R	H	HR	RBI	AVG.	G	AB	R	H	HR	RBI
Season	.300	103	287	36	86	1	25	.296	137	371	46	110	2	32
Home	.333	45	132	16	44	0	15	.317	60	164	19	52	0	18
Road	.271	58	155	20	42	1	10	.280	77	207	27	58	2	14
Baltimore	.333	7	21	4	7	0	2	.333	7	21	4	7	0	2
Boston	.294	6	17	3	5	0	1	.280	9	25	4	7	0	1
California	.391	10	23	4	9	0	1	.417	11	24	5	10	0	1
Chicago	.269	8	26	4	7	0	1	.243	11	37	6	9	0	2
Cleveland	.250	7	20	2	5	1	3	.277	17	47	5	13	2	7
Detroit	.208	8	24	1	5	0	2	.231	13	39	2	9	0	3
Kansas City	-	-	-	-	-	-	-	-	-	-	-	-	-	-
Milwaukee	.300	7	20	1	6	0	2	.300	8	20	1	6	0	2
Minnesota	.188	7	16	1	3	0	0	.188	7	16	1	3	0	0
New York	.167	7	12	2	2	0	1	.167	7	12	2	2	0	1
Oakland	.343	11	35	5	12	0	4	.366	16	41	6	15	0	4
Seattle	.267	6	15	2	4	0	0	.250	7	16	2	4	0	0
Texas	.235	7	17	2	4	0	2	.296	10	27	3	8	0	3
Toronto	.415	12	41	5	17	0	6	.370	14	46	5	17	0	6
Before ASG	.304	62	181	22	55	1	22	.301	87	239	29	72	1	25
After ASG	.292	41	106	14	31	0	3	.288	50	132	17	38	1	7
vs. LHP	.176	-	17	-	3	0	2	.200	-	25	-	5	1	4
vs. RHP	.307	-	270	-	83	1	23	.303	-	346	-	105	1	28
Pinch Hitter	.375	21	16	3	6	0	4	.308	35	26	7	8	0	4
Desig. Hitter	.250	5	16	0	4	0	1	.250	7	24	0	6	0	1
April	.311	16	45	5	14	0	8	.310	26	58	7	18	0	8
May	.339	20	62	9	21	0	7	.318	35	107	14	34	0	10
June	.286	19	49	6	14	1	7	.286	19	49	6	14	1	7
July	.273	18	55	5	15	0	2	.272	27	81	8	22	1	6
August	.351	16	37	6	13	0	1	.351	16	37	6	13	0	1
September	.237	13	38	5	9	0	0	.237	13	38	5	9	0	0
October	.000	1	1	0	0	0	0	.000	1	1	0	0	0	0

Longest hitting streak--8 games (April 26-May 7)

8 games (1993)

GWYNN'S BESTS

	Season		Game
AVG.	.300--1993	H	3--several times, last
H	86--1993		vs. Min., 8-25-93
HR	5--1990 & 1991	HR	2--at Phi., 8-29-90
RBI	25--1993	RBI	5--at Phi., 8-29-90
SB	1--1989 & 1991	SB	1--twice, vs. St.L., 5-3-89 &
Hit Strk	8--1993		at S.F., 10-6-91

Longest Games in Royals History

Innings	Date	Opponent	KC-Opp.
18	May 17, 1972	Texas	3-4
18	June 6, 1991	Texas	4-3
17	April 9, 1969	Minnesota	4-3
17	May 2, 1970	Cleveland	4-3
17	May 25, 1986	Chicago	2-1
16	April 30, 1972 (1st)	Cleveland	3-5
16	August 27, 1972 (2nd)	at New York	8-9
16	May 28, 1979	Baltimore	5-4
16	August 26, 1984	Chicago	6-5
15	May 30, 1969 (2nd)	New York	4-5
15	July 28, 1976	at California	3-2
15	August 26, 1976	at Boston	7-6
15	August 25, 1977	at Milwaukee	4-3
15	September 27, 1977 (1st)	at Oakland	2-4
15	May 23, 1981	Minnesota	1-0
15	April 12, 1989	Baltimore	4-5
15	June 12, 1993	Chicago	1-2

American League Curfew

The American League curfew provides that no inning may start after 1:00 a.m., but any inning that begins prior to 1 a.m. may be played to completion. Curfews shall be waived for the final series of the season in each of the parks of the contesting teams. There is no other curfew in the American League.

#63 Shane Halter, SS



Ht.: 5-10 Wt.: 160
 Bats: Right Throws: Right
Opening Day Age: 24
Born: 11-8-69 in LaPlata, MD
Resides: Papillion, NE
Full Name: Shane David Halter
Acquired: Selected in 5th round of 1991 June Free Agent Draft
Contract Status: 1st year of a 1-year contract thru 1994
M.L. Service: 0 days (Rookie)

1993 Notes: Shane split the season between Wilmington in the Class-A Carolina League and Memphis in the Double-A Southern League...began the season in Wilmington where he hit .299 helping the Blue Rocks to the Northern Division's first half title...scored 44 runs and drove in 32 in 54 contests...voted the Carolina League's best defensive shortstop by the league's managers in *Baseball America's* "Tools of the Trade" survey...promoted to the Double-A level for the first time in his career on June 7...batted at a .258 clip in 81 games for the Chicks...scored 50 runs while driving home 20...combined on the 2 stops to hit at a .275 (142-for-517) clip and score 94 runs, tops in the Royals' organization...participated in both the Florida Instructional League and for the Honolulu club in the Hawaiian Winter League following the season.

Minor League & Miscellaneous Notes: Shane was the Royals' 5th round pick in the 1991 June Free Agent Draft...signed by Terry Wetzel...played for Eugene in the Northwest League in his 1st professional season...led the club with 49 walks...played in the Florida Instructional League following the season...began the 1992 season at Appleton...played in the Midwest League's mid-season all-star game...was the only member of the Foxes to earn a spot on the post-season all-star squad...spent the 2nd half of the season with Baseball City in the Florida State League...was 2nd in the Royals' minor league system with 26 stolen bases...was part of the Royals' Florida Instructional League contingent in the fall of 1992...owns a career minor league average of .260 (308-for-11,83)...graduated from Hooks (Texas) High in 1988...lettered in baseball, basketball, football, track and golf as a prep...graduated from Seminole (OK) Junior College in 1990...attended the University of Texas.

YEAR	CLUB	AVG.	G	AB	R	H	2B	3B	HR	RBI	BB	SO	SB
1991	Eugene	.233	64	236	41	55	9	1	1	18	49	60	12
1992	Appleton	.265	80	313	50	83	22	3	3	33	41	54	21
	Baseball City	.239	44	117	11	28	1	0	1	14	24	31	5
1993	Wilmington	.299	54	211	44	63	8	5	5	32	27	55	5
	Memphis	.258	81	306	50	79	7	0	4	20	30	74	4

1991 Selected by the Royals in 5th round of 1991 June Free Agent Draft, signed by Terry Wetzel.

Did You Know...

The Royals have lost eight players in expansion drafts. In 1976 Ruppert Jones and Bob Stinson were drafted by Seattle, while Al Fitzmorris, Steve Staggs and Tom Bruno were selected by Toronto. The Royals lost Jeff Conine, Andres Berumen and Kerwin Moore to the Florida Marlins in the 1992 expansion draft.

#3 Bob Hamelin, 1B



Ht.: 6-0 Wt.: 235
Bats: Left Throws: Left
Opening Day Age: 26
Born: 11-29-67 in Elizabeth, NJ
Resides: Charlotte, NC
Full Name: Robert James Hamelin III
Married: Marie
Acquired: Selected in 2nd round of
1988 June Free Agent Draft
Contract Status: 1st year of a 1-year
contract thru 1994
M.L. Service: 26 days (Rookie)

1993 Notes: Bob continued his comeback from back problems that have plagued him throughout his career...was healthy for the entire campaign, logging his first full season since 1988...spent most of the year at the Triple-A level in Omaha but earned his 1st major league call-up in September...finished among the American Association's leaders in games (1st-137), walks (1st-82), home runs (4th-29) and fielding percentage at 1st base (.991), earning a spot on the league's post-season All-Star squad...also led the O-Royals in at-bats (479), hits (124) and RBI (84) while finishing 2nd in runs scored with 77...had the 5th best home runs/at-bats ratio in the Association, belting 1 round tripper every 16.52 at-bats...led all A.A. 1st basemen in games (127), total chances (1,205), putouts (1,104), assists (90) and double plays (116)...led all Royal minor leaguers with 236 total bases, 29 home runs and 84 RBI...recalled from Omaha on September 8...struck out as a pinch hitter in his major league debut vs. New York on September 12...made his 1st big league start at Seattle on September 18 and collected his 1st hit, a single off Chris Bosio...started 14 of the final 15 games of the season at 1st base due to an injury to Wally Joyner...belted his 1st home run at Oakland on September 21, a solo shot off Kelly Downs...hit safely in 3 straight games from September 26-28, going 4-for-10 with his 1st Kauffman Stadium home run, a solo blast off Cleveland's Jeremy Hernandez on September 27...hit .224 (11-for-49) with a pair of homers and 5 RBI in 16 games at the big league level.

Minor League & Miscellaneous Notes: Bob was Kansas City's 2nd round selection in the 1988 June Free Agent Draft...signed by Gary Johnson and Ron Marino...named by *Baseball America* to the Short-Season All-Star team and Northwest League All-Star team in his 1st pro season in 1988...rated the 5th best prospect in the NWL...led the league in home runs (17) and slugging pct. (.604)...was 3rd in RBI...led Eugene in average, games, runs, hits and doubles...had a productive year for Memphis in 1989 before his season ended prematurely due to a back injury...hit .308 with 16 homers and 47 RBI in just 68 games...placed on the Disabled List on June 25...was reinstated to the active list on July 2, but returned to the D.L. on August 3 for the remainder of the season...named the 7th best prospect in the league according to the loop's managers while earning a spot on the Southern League's post-season All-Star team as the designated hitter...was a non-roster invitee to the big league spring training camp in 1990...hampered by back problems for much of the season, limiting him to 90 games with Triple-A Omaha...placed on the Disabled List on August 8 with a

HAMELIN Continued

back strain and did not play after that date...diagnosed as having a stress fracture in his back...placed on the Royals' 40-man roster for the 1st time following the season...limited to 37 games for Omaha in 1991 due to continued back problems...placed on the Disabled List on May 27 and did not return to action...underwent posterolateral disc fusion surgery on June 28, performed by Dr. Dillon...out-righted to Omaha on January 2, 1992...was a non-roster invitee to spring training in 1992 but did not report as he continued to rehab from back surgery...placed on Omaha's Disabled List when the season started on April 9...activated and assigned to Baseball City on June 10, his 1st of 3 stops in 1992...played in 11 games before being promoted to Memphis on July 2...advanced to the Triple-A level on August 8...put together an outstanding stretch while playing for Scottsdale in the Arizona Fall League...hit .325 with 7 home runs and 37 RBI, finishing 3rd in the league in hitting, tied for 2nd in home runs and was the league leader in RBI earning a spot on the 40-man roster...graduated from Irvine (CA) High in 1986 where he played baseball and football...recruited by Notre Dame as a linebacker...attended UCLA and Rancho Santiago Junior College...hit a California JC record 31 home runs in 1988.

YEAR CLUB	AVG.	G	AB	R	H	2B	3B	HR	RBI	BB	SO	SB
1988 Eugene	.298	70	235	42	70	19	1	*17	61	56	67	9
1989 Memphis	.308	68	211	45	65	12	5	16	47	52	52	3
1990 Omaha	.232	90	271	31	63	11	2	8	30	62	78	2
1991 Omaha	.189	37	127	13	24	3	1	4	19	16	32	0
1992 Baseball City	.273	11	44	7	12	0	1	1	6	2	11	0
Memphis	.333	35	120	23	40	8	0	6	22	26	17	0
Omaha	.200	27	95	9	19	3	1	5	15	14	15	0
1993 Omaha	.259	+137	479	77	124	19	3	29	84	*82	94	8
KANSAS CITY	.224	16	49	2	11	3	0	2	5	6	15	0
M.L. Totals	.224	16	49	2	11	3	0	2	5	6	15	0

*Led League +-Tied for League Lead

1988 Selected by Royals in 2nd round of June Free Agent Draft, signed by Gary Johnson and Ron Marino.

CAREER FIELDING

POSITION	PCT.	G	PO	A	E	TC	DP
1st Base	.986	15	129	9	2	140	10

VS. AMERICAN LEAGUE 1993 & CAREER

	AVG.	G	AB	R	H	HR	RBI
Season	.224	16	49	2	11	2	5
Home	.235	6	17	1	4	1	2
Road	.219	10	32	1	7	1	3
Baltimore	-	-	-	-	-	-	-
Boston	-	-	-	-	-	-	-
California	.143	2	7	0	1	0	0
Chicago	-	-	-	-	-	-	-
Cleveland	.333	3	9	1	3	1	2
Detroit	-	-	-	-	-	-	-
Kansas City	-	-	-	-	-	-	-
Milwaukee	-	-	-	-	-	-	-
Minnesota	-	-	-	-	-	-	-
New York	.000	1	1	0	0	0	0
Oakland	.231	4	13	1	3	1	1
Seattle	.143	3	7	0	1	0	0
Texas	.250	3	12	0	3	0	2
Toronto	-	-	-	-	-	-	-
Before ASG	-	-	-	-	-	-	-
After ASG	.224	16	49	2	11	2	5
vs. LHP	.400	-	5	-	2	0	2
vs. RHP	.205	-	44	-	9	2	3
Pinch Hitter	.000	1	1	0	0	0	0
Desig. Hitter	-	-	-	-	-	-	-
September	.216	13	37	2	8	2	3
October	.250	3	12	0	3	0	2
Longest hitting streak--3 games (September 26-28)							

HAMELIN'S BESTS

	Season
AVG.	.224--1993
H	11--1993
HR	2--1993
RBI	5--1993
SB	0
Hit Strk	3--1993
	Game
H	2--3 times, last: at Tex., 10-2-93
HR	1--twice, last vs. Cle., 9-27-93
RBI	2--twice, last at Tex., 10-2-93
SB	0

#33 Chris Haney, LHP



Ht.: 6-3 Wt.: 195
Bats: Left Throws: Left
Opening Day Age: 25
Born: 11-16-68 in Baltimore, MD
Resides: Barboursville, VA
Full Name: Christopher Deane Haney
Married: Tracy
Acquired: Obtained from Montreal Expos with Bill Sampen in exchange for Sean Berry and Archie Corbin, 8-29-92
Contract Status: 1st year of a 1-year contract thru 1994
M.L. Service: 1 year, 153 days

1993 Notes: Chris began the season with the Royals' Triple-A club in Omaha...recalled to Kansas City on May 19 when Dennis Rasmussen was placed on the Disabled List...recorded the 4th highest win total on the club with 9 victories...was 9-9 with a 6.02 ERA in 23 games, all starts...won his first 3 starts with KC, defeating Seattle, Chicago and Boston, the latter 2 on the road...was the starting pitcher on June 18 at Oakland when the Royals squandered an 8-0 lead and eventually lost by a 10-9 count, the largest blown lead in club history...did not record a loss until his 7th start, June 23 vs. California...fanned a career-high 9 batters in a 5.1 inning stint at Texas on June 28, including 5 consecutive batters during one stretch, 1 shy of the club record...record stood at 7-2 after defeating the Rangers on July 26...lost his next 3 starts before winning at Minnesota on August 17...tossed a complete game 7-0 shutout at New York on August 22, his 3rd career complete game, all of which have been shutouts...lost his final 4 decisions of the season including 3 straight starts from September 1-16 in which he did not last 3 innings...gave up 3 1st inning home runs to Yankees' Jim Leyritz, Don Mattingly and Mike Stanley on September 11...opponents hit him at a .286 clip with lefthanders hitting .277 (23-for-83) with 1 home run and righthanders batting .288 (118-for-410) with 12 home runs...was 6-2 on the road with a 5.60 ERA in 10 starts and just 3-7 at home with a 6.36 ERA in 13 games...was 6-1 with a 2.27 ERA in 8 games, 7 starts for the O-Royals...won his final 6 decisions after losing his first start of the season...had a 5-0 lead when he was removed from the April 25 contest at Louisville after 6 innings, only to get a no-decision when the bullpen lost the game...over his final 7 appearances he worked a total of 42.2 innings, allowing 34 hits and 7 runs, 6 earned, for a 1.27 ERA, earning the promotion.

M.L. Career Notes: Chris is 16-22 lifetime including an 11-12 mark in the American League...reached the major leagues just 1 year and 11 days after agreeing to his 1st professional contract, the 2nd quickest rise to the majors of any Montreal Expos' draft choice behind Balor Moore...52 of his 55 big league appearances have been as a starter.

1992--opened the 1992 season with Montreal...best outing in the senior circuit came at St. Louis on April 26 when he tossed his 1st complete game shutout, a 6-0 5-hitter...optioned to Triple-A Indianapolis on June 15...traded to Kansas City on August 29 in a 4-player deal...won his Royals' debut with a 5-2 victory over Texas on August 31...best outing of his career came on September 22 when he tossed a 2-hit complete game 3-0 shutout over Seattle.

HANEY Continued

1991--was a non-roster invitee to the Expos' spring training camp...contract purchased by Montreal on June 17...lost his debut by a 7-3 score to the Reds on June 21...made 3 starts and was optioned to Indianapolis on July 4...recalled and activated in time for the July 15 game...beat the Padres 3-0 that night for his 1st major league win...optioned to Triple-A following that combined shutout as the Expos made room for the newly acquired Ron Darling...recalled again on July 23.

Minor League & Miscellaneous Notes: Chris was the Expos' 3rd selection in the 2nd round of the June 1990 Free Agent Draft, the 51st player selected overall...signed by scout Frank Wright...reported to Class A Jamestown in June and had promotions to Rockford and Jacksonville before the end of August...combined for a 6-4 record and a 1.66 ERA in his initial campaign...following the season was selected the 8th best prospect in the Expos' organization by *Baseball America*...attended Grange County (VA) High School and the University of North Carolina-Charlotte on a baseball scholarship...was 1st team all-conference performer in 1990 and hit .340 to finish 8th in the Sun Belt Conference...son of former major league catcher Larry Haney.

YEAR	CLUB	W-L	ERA	G	GS	CG	SHO	SV	IP	H	R	ER	BB	SO
1990	Jamestown	3-0	0.96	6	5	0	0	1	28.0	17	3	3	10	26
	Rockford	2-4	2.21	8	8	3	0	0	53.0	40	15	13	6	45
	Jacksonville	1-0	0.00	1	1	0	0	0	6.0	6	0	0	3	6
1991	Harrisburg	5-3	2.16	12	12	3	0	0	83.1	65	21	20	31	68
	Indianapolis	1-1	4.35	2	2	0	0	0	10.1	14	10	5	6	8
	Montreal	3-7	4.04	16	16	0	0	0	84.2	94	49	38	43	51
1992	Montreal	2-3	5.45	9	6	1	1	0	38.0	40	25	23	10	27
	Indianapolis	5-2	5.14	15	15	0	0	0	84.0	88	50	48	42	61
	KANSAS CITY	2-3	3.86	7	7	1	1	0	42.0	35	18	18	16	27
1993	Omaha	6-1	2.27	8	7	2	0	0	47.2	43	13	12	14	32
	KANSAS CITY	9-9	6.02	23	23	1	1	0	124.0	141	87	83	53	65
A.L. Totals		11-12	5.48	30	30	2	2	0	166.0	176	105	101	69	92
N.L. Totals		5-10	4.48	25	22	1	1	0	122.2	134	74	61	53	78
M.L. Totals		16-22	5.05	55	52	3	3	0	288.2	310	179	162	122	170

1990 Selected by Montreal Expos in 2nd round of June Free Agent Draft, signed by Frank Wright.

1992 Obtained by Royals with pitcher Bill Sampen from the Expos in exchange for pitcher Archie Corbin and infielder Sean Berry, August 29.

M.L. BATTING TOTALS

	AVG.	AB	H	HR	RBI
M.L. Totals	.111	36	4	0	4

CAREER FIELDING

POSITION	PCT.	G	PO	A	E	TC	DP
Pitcher	.967	55	15	43	2	60	1

HANEY'S BESTS

	Season	Game
W	9--1993	2--vs. Sea.,
ERA	4.04--1991	9-22-92
SV	0	9--at Tex., 6-28-93
IP	124.0--1993	
SO	65--1993	
Win Strk	3--1993	

Royal Position Players' Pitching Statistics

Date	Opponent	Pitcher	IP	H	R	ER	BB	SO
8-20-79	New York	Jerry Terrell	1.0	0	0	0	0	0
5-14-80	at New York	Jerry Terrell	1.0	1	0	0	1	0
9-1-83	at Chicago	Joe Simpson	1.0	1	1	1	2	0
9-5-83	Seattle	Joe Simpson	2.0	3	0	0	0	1
7-3-84	at Cleveland	Leon Roberts	1.0	4	3	3	1	1
6-24-91	California	Bill Pecota	2.0	4	1	1	0	0

HANEY Continued

VS. AMERICAN LEAGUE

	1993								CAREER							
	W	L	S	ERA	G	IP	H	ER	W	L	S	ERA	G	IP	H	ER
Season	9	9	0	6.02	23	124.0	141	83	11	12	0	5.48	30	166.0	176	101
Home	3	7	0	6.36	13	69.1	85	49	5	8	0	5.79	17	93.1	103	60
Road	6	2	0	5.60	10	54.2	56	34	6	4	0	5.08	13	72.2	73	41
Baltimore	0	0	0	1.80	1	5.0	3	1	0	1	0	2.61	2	10.1	11	3
Boston	1	1	0	2.51	2	14.1	12	4	1	1	0	2.51	2	14.1	12	4
California	0	1	0	14.09	2	7.2	15	12	0	1	0	14.09	2	7.2	15	12
Chicago	1	0	0	3.29	2	13.2	14	5	1	0	0	5.40	3	16.2	19	10
Cleveland	0	1	0	8.53	1	6.1	8	6	0	1	0	8.53	1	6.1	8	6
Detroit	0	1	0	162.00	1	0.1	5	6	0	1	0	162.00	1	0.1	5	6
Kansas City	-	-	-	-	-	-	-	-	-	-	-	-	-	-	-	-
Milwaukee	0	1	0	12.38	2	8.0	14	11	0	1	0	12.38	2	8.0	14	11
Minnesota	1	0	0	1.80	1	5.0	8	1	1	2	0	4.86	3	16.2	20	9
New York	1	1	0	4.22	2	10.2	9	5	1	1	0	3.06	3	17.2	13	6
Oakland	0	1	0	10.80	2	10.0	12	12	0	1	0	10.80	2	10.0	12	12
Seattle	1	2	0	6.32	3	15.2	18	11	2	2	0	4.01	4	24.2	20	11
Texas	2	0	0	3.38	2	13.1	12	5	3	0	0	3.26	3	19.1	16	7
Toronto	2	0	0	2.57	2	14.0	11	4	2	0	0	2.57	2	14.0	11	4
Before ASG	5	2	0	6.08	10	53.1	58	36	5	2	0	6.08	10	53.1	58	36
After ASG	4	7	0	5.99	13	70.2	83	47	6	10	0	5.19	20	112.2	118	65
Starter	9	9	0	6.02	23	124.0	141	83	11	12	0	5.48	30	166.0	176	101
Reliever	-	-	-	-	-	-	-	-	-	-	-	-	-	-	-	-
April	-	-	-	-	-	-	-	-	-	-	-	-	-	-	-	-
May	2	0	0	3.21	2	14.0	13	5	2	0	0	3.21	2	14.0	13	5
June	2	1	0	6.61	6	32.2	35	24	2	1	0	6.61	6	32.2	35	24
July	3	2	0	5.35	6	33.2	35	20	3	2	0	5.35	6	33.2	35	20
August	2	3	0	3.03	5	32.2	30	11	3	3	0	3.03	6	38.2	34	13
September	0	3	0	18.82	4	11.0	28	23	1	5	0	7.68	9	41.0	52	35
October	-	-	-	-	-	-	-	-	0	1	0	6.00	1	6.0	7	4
Longest winning streak--3 games (May 21-June 1)									3 games (1993)							
Longest losing streak--4 games (August 27-Sept. 16)									4 games (1993)							

Royals All-Star Game Selections

- 1969 Ellie Rodriguez (C-did not play).
- 1970 Amos Otis (OF).
- 1971 Cookie Rojas (2B), Amos Otis (OF).
- 1972 Bob Lemon (Coach), Amos Otis (OF-injured, did not play), Lou Piniella (OF), Cookie Rojas (2B), Richie Scheinblum (OF).
- 1973 John Mayberry (1B), Amos Otis (OF)*, Cookie Rojas (2B).
- 1974 Steve Busby (P-did not play), John Mayberry (1B), Jack McKeon (Coach), Cookie Rojas (2B-did not play).
- 1975 Steve Busby (P), Hal McRae (OF).
- 1976 George Brett (3B)*, Jim Dudley (Trainer), Hal McRae (OF), Amos Otis (OF), Fred Patek (SS).
- 1977 George Brett (3B)*.
- 1978 George Brett (3B)*, Whitey Herzog (Coach), Fred Patek (SS), Darrell Porter (C-did not play), Frank White (2B).
- 1979 George Brett (3B)*, Frank White (2B)*.
- 1980 George Brett (3B*-injured, did not play), Larry Gura (P-did not play), Darrell Porter (C).
- 1981 **George Brett (3B)***, Jim Frey (Manager), Frank White (2B).
- 1982 George Brett (3B)*, Mickey Cobb (Trainer), Dick Howser (Coach), Hal McRae (OF), Dan Quisenberry (P), Frank White (2B), Willie Wilson (OF).
- 1983 George Brett (3B)*, Dan Quisenberry (P), Willie Wilson (OF).
- 1984 George Brett (3B)*, Dan Quisenberry (P-did not play).
- 1985 George Brett (3B)*, Dick Howser (Coach).
- 1986 George Brett (3B*-injured, did not play), Dick Howser (Manager), Frank White (2B).
- 1987 George Brett (3B-injured, did not play), Bret Saberhagen (P)*, Kevin Seitzer (3B).
- 1988 George Brett (1B), Mark Gubicza (P), Kurt Stillwell (SS).
- 1989 **Bo Jackson (OF)***, Mark Gubicza (P).
- 1990 Bret Saberhagen (P), Mickey Cobb (Trainer).
- 1991 Danny Tartabull (DH)*.
- 1992 Jeff Montgomery (P), Hal McRae (Coach).
- 1993 Jeff Montgomery (P)

*-Denotes start

Bold-Denotes A.L.'s Highest Vote-Getter

#49 Doug Harris, RHP



Ht.: 6-4 Wt.: 205
 Bats: Right Throws: Right
 Opening Day Age: 24
 Born: 9-27-69 in Carlisle, PA
 Resides: Carlisle, PA
 Full Name: Douglas William Harris
 Acquired: Selected in 4th round of
 1990 June Free Agent Draft
 Contract Status: 1st year of a 1-year
 contract thru 1994
 M.L. Service: 0 days (Rookie)

1993 Notes: Doug continued his comeback following arthroscopic surgery on his right shoulder...began the season in the extended spring training program where he posted a 2-1 record and 4.33 ERA...in 27 innings he walked just 1 batter while fanning 21...reported to the Royals' Double-A farm team at Memphis in the Southern League on May 2...posted a 3-6 record and 4.67 ERA in 22 games including a dozen starts...placed on the Disabled List with a sore right shoulder on May 29...reinstated to the active roster on June 7...spent from June 29-July 25 on the Disabled List with a sore right shoulder...pitched for Honolulu in the Hawaiian Winter League following the season...posted a miniscule 0.75 ERA in 17 games on the island, allowing 5 runs, 3 earned, on 22 hits in 36.0 innings with 9 walks and 25 strikeouts.

Minor League & Miscellaneous Notes: Doug was the Royals' 4th round selection in the 1990 June Free Agent Draft...signed by Bob Carter...rookie season was spent at Eugene in the Northwest League in 1990...split the 1991 season between Appleton and Baseball City...began the year in the Midwest League but was promoted to the Florida State League on May 17...named the Royals Minor League Player-of-the-Year following the season...led all Royals' minor league hurlers with 12 wins, 4 complete games and 161.2 innings pitched...rated the number 3 prospect in the system by *Baseball America*...limited to 7 games at Baseball City in the Florida State League in 1992...placed on the Disabled List on April 10 for tendinitis in his right shoulder...reinstated from the D.L. on May 7...returned to the D.L. on May 18 with soreness in the shoulder...reinstated to the active list on June 16...went on the D.L. for the 3rd time on July 1 with more soreness in the shoulder and remained sidelined for the rest of the season...had arthroscopic surgery performed by Dr. Frank Jobe on July 30...added to the Royals' 40-man winter roster following the season...graduated from Carlisle (PA) High in 1987...attended James Madison University.

YEAR	CLUB	W-L	ERA	G	GS	CG	SHO	SV	IP	H	R	ER	BB	SO
1990	Eugene	4-5	4.41	15	15	0	0	0	69.1	74	46	34	28	46
1991	Appleton	2-2	2.20	7	7	1	1	0	45.0	41	14	11	10	39
	Baseball City	10-6	2.47	19	18	3	1	0	116.2	92	38	32	27	84
1992	Baseball City	0-2	2.15	7	7	0	0	0	29.1	25	11	7	6	22
1993	Memphis	3-6	4.67	22	12	1	0	0	86.2	99	52	45	13	38

1990 Selected by Royals in 4th round of June Free Agent Draft, signed by Bob Carter.

#46 Dave Henderson, OF



Ht.: 6-2 Wt.: 220
Bats: Right Throws: Right
Opening Day Age: 35
Born: 7-21-58 in Dos Palos, CA
Resides: Bellevue, WA
Full Name: David Lee Henderson
Married: Lori
Children: Chase and Trent
Acquired: Signed as a Free Agent,
2-1-94
Contract Status: 1st year of a 1-year
contract thru 1994
M.L. Service: 12 years, 93 days

1993 Notes: Dave returned to duty after missing most of the 1992 season with leg miseries...leg problems did not entirely go away as Hendu started just 71 games in the Oakland outfield but he also logged 26 starts as the designated hitter...made 57 starts in centerfield, 13 in right and 1 in left...logged 7 outfield assists... finished 2nd on the club with 20 homers and 3rd with 39 extra-base hits...hit his 20 homers in 382 at-bats or 1 every 19.1 at-bats, the best homer/at-bat ratio of his career...hit safely in 11 of 12 games from May 7-23...had 6 home runs in that stretch including 1 in each game of a 3-game series at Chicago May 21-23...went on the Disabled List June 5 with a strained right groin...sent to Tacoma on a rehab. assignment on June 26...returned June 29...hit safely in a season-high 9 straight games with 8 RBI coming off the All-Star break...belted 2 solo home runs off Seattle's Randy Johnson in the Kingdome on September 26...final home run of the season came in Oakland off California's Mark Holzemer...it was a grand slam, just the 2nd of his career and 1st in 11 seasons.

M.L. Career Notes: Dave has played for 4 clubs in his major league career: Seattle, Boston, San Francisco and Oakland...all but 21 of his nearly 5,000 at-bats have come in the American League...has been in 4 League Championship Series and was on the winning team each time...owns a .324 (23-for-71) World Series average with 4 home runs and 10 RBI in 20 games...was an American League All-Star in 1991...has belted 20 or more home runs in 4 of the last 6 seasons...averaged 21 home runs and 80 RBI per year from 1988-91 with Oakland...owns 2 grand slams...hit 3 home runs in 1 game on August 3, 1991...owns a pair of 14-game hitting streaks: 1985 and 1991.

1992--was an injury-plagued season...opened spring training with a strained right calf...suffered a pulled right hamstring in his 1st game back on March 15, an injury that would hamper him all season...began the regular season on the D.L. and was not activated until April 30...placed back on the D.L. on May 6 after just 3 games with continued hamstring problems...logged rehab. assignments at Modesto and Tacoma...did not return to Oakland's active roster until September 1...missed a total of 125 games due to injury and was not a member of the A's post-season roster.

1991--had a career-high 158 hits to lead the club and his 25-homer runs was a personal best...had his best career game at California on April 16...logged a career-high 5 hits with 2 doubles, a homer and tied his career best with 5 RBI...had another 5-RBI game May 11 at New York...elected as the A.L. starter in center

HENDERSON Continued

field for the All-Star game, his 1st ever selection to the team...leg and Achilles heel problems limited his play in the season's 2nd half...on August 3 became the 3rd player to hit 3 home runs in 1 game at the Oakland Coliseum (Reggie Jackson-1969, Harold Baines-1991) when he homered his first 3 times up against the Twins' David West...struck out and flied out in his attempt to become the 12th player to hit 4 homers in a game...made his major league debut at 2nd base on May 29 at Toronto.

1990--finished with 20 home runs...injured his right knee at Chicago on August 20...while attempting a sliding catch his knee buckled and he suffered torn cartilage...A's team physician Dr. Rick Bost performed arthroscopic surgery on August 24 and Hendu was placed on the Disabled List...returned to the active roster on September 21...granted "new look" free agency December 7 as part of the collusion settlement but just 4 days later decided to remain in Oakland by agreeing to a 3-year contract.

1989--during the season 7 of his 15 homers put the A's in front...went without a homer from May 15-July 14...hit .433 (13-for-30) with runners in scoring position during September when he collected 18 RBI...hit .281 combined in both the ALCS and World Series with 5 doubles, 3 homers and 5 RBI in 9 games...cracked a double and 2 homers to drive in 4 runs in Game 3 of the World Series at San Francisco.

1988--earned UPI Comeback Player-of-the-Year honors...logged career highs in average (.304), runs (100), total bases (266), doubles (38) and RBI (94)...A's were 23-1 in games in which he homered...hit .375 in the ALCS vs. Boston, recording at least 1 hit in all 4 games...hit .300 in the World Series vs. Los Angeles.

1987--was the Boston Red Sox Opening Day centerfielder...had 71 at-bats in April but only 113 over the next 4 months in Boston prior to being traded to San Francisco for a player to be named later (Randy Kutcher) on September 1...appeared in 15 games during the stretch run for the Giants...signed by Oakland as a free agent in December.

1986--hit .276 with 14 home runs and 44 RBI in 103 games for Seattle prior to being traded to Boston along with Spike Owen on August 19...was the American League Player-of-the-Week for June 9-15 when he was 11-for-29 (.379) with 2 home runs and 10 RBI...had a 12-game hitting streak from June 7-21...was 1 of 9 A.L. outfielders to reach double figures in assists...had a memorable League Championship Series...with the Red Sox trailing California 5-4 in Game 5, down 3 games to 1 with 2 outs and 2 strikes in the 9th inning, he hit a 2-run home run off Donnie Moore, then had the game-winning RBI on a sacrifice fly in the 11th...the Red Sox won the series in 7 games...hit .400 in the World Series against the Mets with a pair of home runs...had arthroscopic surgery on his right knee to repair cartilage damage following the season.

1985--played in a then-career high 139 games for the Mariners and hit .241...had a 14-game hitting streak from April 29-May 19...logged back-to-back 3-hit games on April 29-30 vs. Milwaukee.

1984--hit .353 in the 2nd half despite being on the Disabled List from August 10-29 with a pulled left hamstring...came off the D.L. and hit in 8 straight games...hit consecutive game-winning homers July 28-29 vs. the A's.

1983--had a then-career high 17 home runs...hit 2 round trippers on August 2 vs. Oakland including 1 inside-the-park...belted his 2nd inside-the-park homer on September 5 vs. Kansas City.

HENDERSON Continued

1982--hit .253 with 14 home runs in his 1st full season in the majors...was on the Disabled List from May 5-18 with strained rib muscles in his left side.

1981--was the Opening Night centerfielder for Seattle...his 1st major league hit was also his 1st major league home run, coming on April 17 vs. Oakland.

Minor League & Miscellaneous Notes: Dave was selected in the 1st round of the 1977 June Free Agent Draft (26th overall) by the expansion Seattle Mariners...in his 1st pro season was named to the Northwest League and Topps Class A/Rookie All-Star teams...hit .315 that year and tied for the league lead in homers with 16...bothered most of the 1978 season with an Achilles problem at Stockton...hit .232 in 117 games for the Ports...played at San Jose in 1979 and was named to the California League All-Star team after hitting .300 with 27 homers and 99 RBI...hit .279 in 1980 with Spokane despite undergoing arthroscopic surgery to repair cartilage damage in his left knee on June 27...starred at Dos Palos (CA) High School, graduating in 1977...turned down a football scholarship to Fresno State to sign with the Mariners...uncle, Joe Henderson, pitched for the White Sox in 1974 and with the Reds from 1976-77.

YEAR CLUB	AVG.	G	AB	R	H	2B	3B	HR	RBI	BB	SO	SB
1977 Bellingham	.315	65	251	47	79	14	2	16	63	33	78	5
1978 Stockton	.232	117	409	49	95	16	4	7	63	62	100	11
1979 San Jose	.300	136	507	103	152	23	3	27	99	56	115	19
1980 Spokane	.279	109	341	48	95	26	1	7	50	49	62	16
1981 Seattle	.167	59	126	17	21	3	0	6	13	16	24	2
Spokane	.279	80	272	47	76	23	1	12	50	47	56	3
1982 Seattle	.253	104	324	47	82	17	1	14	48	36	67	2
1983 Seattle	.269	137	484	50	130	24	5	17	55	28	93	9
1984 Seattle	.280	112	350	42	98	23	0	14	43	19	56	5
1985 Seattle	.241	139	502	70	121	28	2	14	68	48	104	6
1986 Seattle	.276	103	337	61	93	19	4	14	44	37	95	1
Boston	.196	36	51	8	10	3	0	1	3	2	15	1
1987 Boston	.234	75	184	30	43	10	0	8	25	22	48	1
San Francisco	.238	15	21	2	5	2	0	0	1	8	5	2
1988 Oakland	.304	146	507	100	154	38	1	24	94	47	92	2
1989 Oakland	.250	152	579	77	145	24	3	15	80	54	131	8
1990 Oakland	.271	127	450	65	122	28	0	20	63	40	105	3
1991 Oakland	.276	150	572	86	158	33	0	25	85	58	113	6
1992 Modesto	.308	3	13	3	4	1	0	1	2	0	3	0
Tacoma	.182	3	11	0	2	0	0	0	1	0	3	0
Oakland	.143	20	63	1	9	1	0	0	2	2	16	0
1993 Oakland	.220	107	382	37	84	19	0	20	53	32	113	0
Tacoma	.182	3	11	1	2	1	0	0	2	0	2	0
A.L. Totals	.259	1467	4911	681	1270	270	16	192	676	441	1072	46
N.L. Totals	.238	15	21	2	5	2	0	0	1	8	5	2
M.L. Totals	.259	1482	4932	683	1275	272	16	192	677	449	1077	48

LEAGUE CHAMPIONSHIP SERIES RECORD

YEAR CLUB, OPP.	AVG.	G	AB	R	H	2B	3B	HR	RBI	BB	SO	SB
1986 Bos. vs. Cal.	.111	5	9	3	1	0	0	1	4	2	2	0
1988 Oak. vs. Bos.	.375	4	16	2	6	1	0	1	4	1	7	0
1989 Oak. vs. Tor.	.263	5	19	4	5	3	0	1	1	2	5	0
1990 Oak. vs. Bos.	.167	2	6	0	1	0	0	0	1	0	2	1
L.C.S. Totals	.260	16	50	9	13	4	0	3	10	5	16	1

WORLD SERIES RECORD

YEAR CLUB, OPP.	AVG.	G	AB	R	H	2B	3B	HR	RBI	BB	SO	SB
1986 Bos. vs. N.Y.	.400	7	25	6	10	1	1	2	5	2	6	0
1988 Oak. vs. L.A.	.300	5	20	1	6	1	0	0	1	2	7	0
1989 Oak. vs. S.F.	.308	4	13	6	4	2	0	2	4	4	3	0
1990 Oak. vs. Cin.	.231	4	13	2	3	1	0	0	0	1	3	0
W.S. Totals	.324	20	71	15	23	5	1	4	10	9	19	0

HENDERSON Continued

ALL-STAR GAME RECORD

YEAR	CLUB	SITE	AVG.	G	AB	R	H	2B	3B	HR	RBI	BB	SO	SB
1991	A.L., Tor.		.000	1	2	0	0	0	0	0	0	0	1	0

- 1977 Selected by Seattle Mariners in 1st round (26th overall) of June Free Agent Draft.
- 1986 Obtained by Boston Red Sox with infielder Spike Owen in exchange for infielder Rey Quinones, a player to be named later (John Christensen) and cash, August 19; as part of the deal, Seattle Mariners claimed pitchers Mike Brown and Mike Trujillo on waivers from Boston, August 22.
- 1987 Obtained by San Francisco Giants in exchange for a player to be named later (Randy Kutcher), September 1.
- 1987 Signed by Oakland Athletics as a free agent, December 21.
- 1994 Signed by Royals as a free agent, February 1.

CAREER FIELDING

POSITION	PCT.	G	PO	A	E	TC	DP
2nd Base	-	1	0	0	0	0	0
Outfield	.985	1348	3262	95	52	3409	28

VS. AMERICAN LEAGUE

	1993							CAREER						
	AVG.	G	AB	R	H	HR	RBI	AVG.	G	AB	R	H	HR	RBI
Season	.220	107	382	37	84	20	53	.259	1467	4911	681	1270	192	676
Home	.194	59	211	18	41	7	27	.263	738	2500	361	658	107	359
Road	.251	48	171	19	43	13	26	.254	729	2411	320	612	85	317
Baltimore	.167	8	30	0	5	0	4	.303	108	370	55	112	14	41
Boston	.108	11	37	2	4	0	2	.259	105	382	41	99	11	43
California	.190	12	42	5	8	4	8	.266	122	402	61	107	17	57
Chicago	.280	7	25	4	7	3	4	.278	104	360	53	100	20	65
Cleveland	.138	7	29	1	4	0	3	.247	109	381	50	94	11	59
Detroit	.174	7	23	2	4	0	2	.246	105	354	42	87	5	37
Kansas City	.333	3	6	1	2	0	1	.237	110	342	44	81	9	37
Milwaukee	.143	8	28	3	4	2	6	.293	122	403	67	118	20	68
Minnesota	.167	7	24	2	4	0	3	.235	118	378	45	89	13	51
New York	.333	11	39	6	13	4	10	.234	111	376	43	88	14	43
Oakland	-	-	-	-	-	-	-	.236	55	165	23	39	10	33
Seattle	.323	8	31	5	10	4	5	.292	59	212	33	62	13	32
Texas	.290	9	31	4	9	2	4	.222	126	401	62	89	17	56
Toronto	.270	9	37	2	10	1	1	.273	113	385	62	105	18	54
Before ASG	.192	48	172	24	33	10	19	.249	802	2728	395	680	115	368
After ASG	.243	59	210	13	51	10	34	.270	665	2183	286	590	77	308
vs. LHP	.225	-	142	-	32	11	29	.283	-	1614	-	456	76	229
vs. RHP	.217	-	240	-	52	9	24	.247	-	3297	-	814	116	447
Pinch Hitter	.125	9	8	0	1	0	2	.184	86	76	5	14	1	9
Desig. Hitter	.160	28	100	9	16	4	14	.239	82	272	34	65	8	27
April	.179	12	39	5	7	2	6	.256	208	672	96	172	31	84
May	.238	22	84	14	20	6	8	.269	265	898	130	242	41	127
June	.000	5	16	0	0	0	1	.237	246	855	125	203	36	119
July	.216	23	74	8	16	4	13	.262	247	875	126	229	30	115
August	.202	23	89	4	18	2	10	.262	241	818	106	214	28	111
September	.294	19	68	5	20	5	10	.269	231	706	85	190	24	107
October	.250	3	12	1	3	1	5	.230	29	87	13	20	2	13
Longest hitting streak--9 games (July 15-24)								14 games (1985 & 1991)						

HENDERSON'S BESTS

	Season		Game
AVG.	.304--1988	H	5--at Cal, 4-16-91
H	158--1991	HR	3--vs. Min., 8-3-91
HR	25--1991	RBI	5--4 times, last: at N.Y.,
RBI	94--1988		5-11-91
SB	9--1983	SB	1--many times
Hit Strk	14--1985 & 1991		

Did You Know...

There are only six players remaining from the first round of the 1977 June Free Agent Draft still on major league rosters in 1993. Included on that list are Harold Baines, Bill Gullickson, Paul Molitor, Wally Backman, Bob Welch and Dave Henderson. 12 of the 26 players selected in the first round in 1977 never made it to the major leagues.

#25 Phil Hiatt, OF



Ht.: 6-3 Wt.: 200
Bats: Right Throws: Right
Opening Day Age: 24
Born: 5-1-69 in Pensacola, FL
Resides: Pensacola, FL
Full Name: Phillip Farrell Hiatt
Acquired: Selected in 8th round of
1990 June Free Agent Draft
Contract Status: 1st year of a 1-year
contract thru 1994
M.L. Service: 165 days

1993 Notes: Phil shined in spring training, hitting at a .356 clip, but opened the season on the Triple-A Omaha roster...recalled on April 7 before playing a game for the O-Royals as Keith Miller was placed on the Disabled List...made his major league debut as the Royals' starting 3rd baseman that night against Boston...was hitless in 2 at-bats...recorded his 1st hit, a 2-run single off the Sox Joe Hesketh the next night...started each of his first dozen games in the big leagues at 3rd base and was the Royals' regular 3rd sacker through the middle of June...belted his 1st career home run, a 7th inning game-winning solo shot off the Twins' Kevin Tapani in Kansas City on April 11...homed in 3 of 5 games from April 11-16, logging 7 RBI in that stretch...put together a season-best 5-game hitting streak from April 20-26, going 8-for-18, .444...hit safely in 9 of 10 games from April 14-26, going 12-for-37, .324, to raise his average to .309...scored a run in 5 straight games from May 19-23...crushed a 7th inning 2-run home run off Seattle's Randy Johnson in the May 21 contest to give the Royals a 2-1 victory...best game came vs. New York on June 9 when he singled, doubled, homered and recorded a career-best 5 RBI...also had 3-hit games on April 11 vs. Minnesota and April 26 vs. Detroit...number of at-bats went down in each successive month (April-65; May-64; June-51; July-49; August-9; September/October-0)...optioned to Omaha on August 23...hit 3 home runs with 10 RBI in 12 games at the Triple-A level...recalled on September 8...played for Arceibo in the Puerto Rico winter league.

Minor League & Miscellaneous Notes: Phil was the Royals' 8th round selection in the 1990 June Free Agent Draft...signed by Ken Gonzales...opened his career with Eugene in the Northwest League...was 6th in the league with a .294 batting average...finished 2nd in at bats and triples, 3rd in games, hits and total bases (119) and 4th in doubles and RBI...led the NWL 3rd basemen in total chances (200), assists (145) and double plays (18)...split his 2nd season between the Royals' Class A club in the Florida State League and their Double-A franchise in the Southern League...opened the year with Baseball City...voted the league's top prospect by the FSL managers...hit .381 in 27 games during the month of May earning the Royals Minor League Player-of-the-Month honors...selected to play in the Florida State League's All-Star Game...promoted to Memphis on July 9...named the Royals' 5th best prospect in a post-season report by *Baseball America*...spent the majority of the 1992 season with the Royals' Double-A affiliate in Memphis of the Southern League...was a non-roster invitee to the big league spring training camp...posted a .244 average

HIATT Continued

with 27 home runs and 83 RBI for the Chicks, earning a spot on the S.L.'s post-season All-Star team at 3rd base...was the top home run and RBI man in the Royals' minor league system...tied for 4th among all minor league hitters with 29 home runs, including his 2 round trippers for Triple-A Omaha...ranked among the Southern League's top 10 in home runs (2nd), RBI (3rd), home runs per at bat (2nd with 1 every 18 at-bats), total bases (4th with 230) and slugging percentage (tied for 7th at .472)...played in 68 games at 3rd base, but spent most of the latter part of the season in rightfield, making 56 outfield appearances...regarded as the best defensive 3rd baseman in the Southern League in a mid-season poll of the league's managers...promoted to Omaha on September 2...played in 5 games for the O-Royals, all at 3rd base, before suffering an injured right ankle...collected 3 hits, 2 of which were home runs...added to the 40-man winter roster following the season...graduated from Pensacola (FL) Catholic High, 1987...was a 1st team All-State selection in high school...attended Louisiana Tech University for 1 year...earned 1st team all-conference honors.

YEAR CLUB	AVG.	G	AB	R	H	2B	3B	HR	RBI	BB	SO	SB
1990 Eugene	.294	73	289	33	85	18	5	2	44	17	69	15
1991 Baseball City	.298	81	315	41	94	21	6	5	33	22	70	28
Memphis	.228	56	206	29	47	7	1	6	33	9	63	6
1992 Memphis	.244	129	487	71	119	20	5	27	83	25	159	5
Omaha	.214	5	14	3	3	0	0	2	4	2	3	1
1993 Omaha	.235	12	51	8	12	2	0	3	10	4	20	0
KANSAS CITY	.218	81	238	30	52	12	1	7	36	16	82	6
M.L. Totals	.218	81	238	30	52	12	1	7	36	16	82	6

1990 Selected by Royals in the 8th round of the June Free Agent Draft, signed by Ken Gonzales.

CAREER FIELDING

POSITION	PCT.	G	PO	A	E	TC	DP
3rd Base	.909	70	45	114	16	175	6

VS. AMERICAN LEAGUE 1993 & CAREER

	AVG.	G	AB	R	H	HR	RBI
Season	.218	81	238	30	52	7	36
Home	.260	45	127	19	33	4	21
Road	.171	36	111	11	19	3	15
Baltimore	.250	9	32	2	8	0	6
Boston	.182	4	11	2	2	0	2
California	.238	8	21	3	5	0	1
Chicago	.100	4	10	0	1	0	2
Cleveland	.200	7	15	2	3	0	1
Detroit	.381	6	21	2	8	1	3
Kansas City	-	-	-	-	-	-	-
Milwaukee	.000	4	12	0	0	0	0
Minnesota	.286	6	21	3	6	2	6
New York	.318	6	22	4	7	2	10
Oakland	.105	7	19	4	2	0	1
Seattle	.313	7	16	3	5	1	2
Texas	.143	5	14	2	2	1	1
Toronto	.125	8	24	3	3	0	1
Before ASG	.224	62	205	25	46	7	34
After ASG	.182	19	33	5	6	0	2
vs. LHP	.250	-	80	-	20	2	12
vs. RHP	.203	-	158	-	32	5	24
Pinch Hitter	.000	4	2	1	0	0	0
Desig. Hitter	.176	9	17	3	3	1	2
April	.262	19	65	9	17	3	14
May	.219	20	64	8	14	1	9
June	.176	16	51	6	9	2	8
July	.184	16	49	5	9	1	5
August	.333	4	9	0	3	0	0
September	.000	6	0	2	0	0	0
October	-	-	-	-	-	-	-

Longest hitting streak--5 games (April 20-26)

HIATT'S BESTS

Season

AVG.	.218--1993
H	52--1993
HR	7--1993
RBI	36--1993
SB	6--1993
Hit Strk	5--1993

Game

H	3--3 times, last: vs. NY., 6-9-93
HR	1--7 times, last vs. Det., 7-10-93
RBI	5--vs. NY., 6-9-93
SB	1--6 times, last at Cal., 8-5-93

#6 David Howard, SS



Ht.: 6-0 Wt.: 175
Bats: Switch Throws: Right
Opening Day Age: 27
Born: 2-26-67 in Sarasota, FL
Resides: Sarasota, FL
Full Name: David Wayne Howard
Acquired: Selected in 32nd round of
1986 June Free Agent Draft
Contract Status: 1st year of a 1-year
contract thru 1994
M.L. Service: 2 years, 144 days

1993 Notes: David was hampered by a pair of injuries that limited him to just 15 games at the major league level and another 47 contests at the Triple-A level...began the season with Omaha...recalled on April 15 when Rico Rossy went on the Disabled List...made 2 appearances as a defensive replacement before going on the DL on April 21 (retroactive to April 19) with Bell's Palsy...assigned to Omaha for a rehab. assignment on May 10...recalled from his rehab. program and reinstated to the active roster on May 17...made his 1st start of the season (at 2nd base) and collected his 1st hit on May 22 vs. Seattle...matched his career high with 3 hits in the May 29 game at Milwaukee...started 5 straight games from June 2-6...suffered a strained right hamstring in the June 6 contest vs. Milwaukee and was placed on the 15-day DL the next day...began a rehab. assignment at Omaha on July 15...recalled from the rehab. program on July 23...the rehab. assignment continued at Omaha on July 31...on August 10 he was recalled from his injury rehab., reinstated from the Disabled List and optioned to Omaha...recalled to the major league roster again on September 8.

M.L. Career Notes: David is a .217 lifetime hitter vs. lefthanded pitching and a .229 career batter against righthanders...has 19 sacrifice bunts over the past 3 seasons.

1992--opened the season as the club's starting shortstop...was hitting .077 (2-for-26) through April 21 when he went on the DL with lower back stiffness...activated on July 6 and was optioned to Omaha that same day...recalled July 15...returned to the everyday lineup at shortstop when the season's 2nd half began on July 16...raised his average from .155 on July 30 to .270 by August 25 by hitting in 17 of 21 games, going 26-for-66, .394...belted his only home run, an inside-the-park shot, and recorded a career-high 3 RBI vs. California in the 2nd game of the August 4 twinbill.

1991--earned a spot on the Royals' Opening Day roster as a utility infielder...made his debut April 14 vs. New York and recorded his 1st hit, a single off Eric Plunk...optioned to Omaha on May 9...recalled on May 27...put into the starting lineup at shortstop on July 7 and held that position through September 14...belted 1st home run at Toronto on July 26 off Jimmy Key...hit safely in a season-high 6 games and in 11 of 12 tilts from August 2-14, going 14-for-41, .341...selected to *Baseball Digest's* All-Rookie team.

Minor League & Miscellaneous Notes: David was selected in the 32nd round of the 1986 June Free Agent Draft...signed by Herb Raybourn and Art Stewart...rookie year was spent in Fort Myers...invited to the big league spring training camp in 1988...spent the '88 season with Appleton...limited to 83 games for Baseball City in

HOWARD Continued

1989 as he logged 2 stints on the DL with a hamstring strain...was the starting shortstop on the Southern League champion Memphis Chicks in 1990...graduated from Riverview (FL) High in 1985...played baseball, basketball and track...was on the winning squad in the 1985 Babe Ruth World Series...attended Manatee CC in Bradenton, FL...father, Bruce, played with the White Sox, Orioles and Washington Senators (1963-68).

YEAR	CLUB	AVG.	G	AB	R	H	2B	3B	HR	RBI	BB	SO	SB
1987	Fort Myers	.194	89	289	26	56	9	4	1	19	30	68	11
1988	Appleton	.223	110	368	48	82	9	4	1	22	25	80	10
1989	Baseball City	.236	83	267	36	63	7	3	3	30	23	44	12
1990	Memphis	.250	116	384	41	96	10	4	5	44	39	73	15
1991	KANSAS CITY	.216	94	236	20	51	7	0	1	17	16	45	3
	Omaha	.122	14	41	2	5	0	0	0	2	7	11	1
1992	KANSAS CITY	.224	74	219	19	49	6	2	1	18	15	43	3
	Baseball City	.444	3	9	3	4	1	0	0	0	2	0	0
	Omaha	.118	19	68	5	8	1	0	0	5	3	8	1
1993	Omaha	.255	47	157	15	40	8	2	0	18	7	20	3
	KANSAS CITY	.333	15	24	5	8	0	1	0	2	2	5	1
M.L. Totals		.225	183	479	44	108	13	3	2	37	33	93	7

1986 Selected by the Royals in 32nd round of June Free Agent Draft, signed by Herb Raybourn and Art Stewart.

CAREER FIELDING

POSITION	PCT.	G	PO	A	E	TC	DP
2nd Base	.971	33	51	83	4	138	12
3rd Base	1.000	3	1	0	0	1	0
Shortstop	.970	140	218	397	19	634	82
Outfield	.000	4	0	0	0	0	0

VS. AMERICAN LEAGUE

	1993							CAREER						
	AVG.	G	AB	R	H	HR	RBI	AVG.	G	AB	R	H	HR	RBI
Season	.333	15	24	5	8	0	2	.225	183	479	44	108	2	37
Home	.385	8	13	2	5	0	2	.231	96	251	23	58	1	23
Road	.273	7	11	3	3	0	0	.219	87	228	21	50	1	14
Baltimore	-	-	-	-	-	-	-	.300	13	30	7	9	0	1
Boston	.000	1	2	1	0	0	0	.233	12	30	3	7	0	5
California	-	-	-	-	-	-	-	.172	11	29	2	5	1	3
Chicago	.000	1	1	0	0	0	0	.275	18	51	2	14	0	3
Cleveland	-	-	-	-	-	-	-	.267	15	45	4	12	0	3
Detroit	-	-	-	-	-	-	-	.282	14	39	4	11	0	4
Kansas City	-	-	-	-	-	-	-	-	-	-	-	-	-	-
Milwaukee	.389	6	18	4	7	0	1	.300	11	30	4	9	0	1
Minnesota	.000	2	0	0	0	0	0	.091	11	22	3	2	0	0
New York	.000	1	0	0	0	0	0	.220	13	41	2	9	0	4
Oakland	.000	2	0	0	0	0	0	.220	25	50	5	11	0	6
Seattle	.333	2	3	0	1	0	1	.179	15	39	1	7	0	3
Texas	-	-	-	-	-	-	-	.206	13	34	4	7	0	1
Toronto	-	-	-	-	-	-	-	.128	12	39	3	5	1	3
Before ASG	.348	11	23	5	8	0	2	.152	47	92	10	14	0	8
After ASG	.000	4	1	0	0	0	0	.243	136	387	34	94	2	29
vs. LHP	.000	-	0	-	0	0	0	.217	-	152	-	33	1	12
vs. RHP	.333	-	24	-	8	0	2	.229	-	327	-	75	1	25
Pinch Hitter	.000	1	0	0	0	0	0	.000	2	1	0	0	0	0
Desig. Hitter	-	-	-	-	-	-	-	.000	1	1	0	0	0	0
April	.000	2	0	0	0	0	0	.081	20	37	2	3	0	3
May	.333	4	12	2	4	0	1	.235	8	17	2	4	0	1
June	.364	5	11	3	4	0	1	.188	16	32	5	6	0	2
July	-	-	-	-	-	-	-	.231	35	104	13	24	1	10
August	-	-	-	-	-	-	-	.306	53	160	16	49	1	18
September	.000	4	1	0	0	0	0	.172	46	122	6	21	0	3
October	-	-	-	-	-	-	-	.143	5	7	0	1	0	0

Longest hitting streak--2 games (twice)

6 games (1991)

HOWARD'S BESTS

	Season		Game
AVG.	.224--1992	H	3--3 times, last: at Mil., 5-29-93
H	51--1991	HR	1--twice, at Tor., 7-26-91
HR	1--1991 & 1992	RBI	& vs. Cal., 8-4-92 (2nd)
RBI	18--1992	SB	3--vs. Cal., 8-4-92 (2nd)
SB	3--1991 & 1992	SB	1--7 times
Hit Strk	6--1991		

#54 Lance Jennings, C



Ht.: 6-0 **Wt.:** 195
Bats: Right **Throws:** Right
Opening Day Age: 22
Born: 10-3-71 in Redlands, CA
Resides: Modesto, CA
Full Name: Lance Phillip Jennings
Married: Diana
Children: Jessica
Acquired: Selected between the 2nd and 3rd rounds of 1989 June Free Agent Draft
Contract Status: 1st year of a 1-year contract thru 1994
M.L. Service: 0 days (Rookie)

1993 Notes: Lance was in the big league spring training camp as a member of the 40-man winter roster...optioned to Memphis on March 17...spent his first full season at the Double-A level with the Chicks in the Southern League...batted at a .205 clip in 98 games with 11 doubles, 4 home runs and 33 RBI...threw out 34 percent (42-of-123) runners attempting to steal against him while fielding at a .984 clip.

Minor League & Miscellaneous Notes: Lance was a "sandwich" pick between the 2nd and 3rd rounds of the 1989 June Free Agent draft as compensation for Jamie Quirk...signed by Rick Cardenas... hit .238 in his 1st pro season at Boardwalk...split the 1990 season between Eugene and Gulf Coast...split the 1991 season between Appleton and Baseball City...hit .236 in 82 games for Appleton with 5 home runs and 42 RBI...caught 77 games with a .987 fielding percentage...promoted to the Florida State League on August 14... hit .235 in 10 games for Baseball City...selected by *Baseball America* as the Royals' 7th best prospect following the '91 season...was a non-roster invitee to the Royals' 1992 spring training camp...opened the season with the Class A Baseball City franchise in the Florida State League...hit .303 in May over 23 games with 11 RBI, earning the club's Player-of-the-Month honors...gunned down 51 percent of the potential base stealers while at Baseball City (28-for-55) while logging a .997 fielding percentage (1 error in 326 chances)...earned a spot on the FSL post-season All-Star team after hitting .259 in 51 games with 7 home runs and 24 RBI... earned a promotion to the Double-A level on June 22...threw out 38 percent (23-for-61) of the base stealers for Memphis in the Southern League while fielding at a .994 clip (2 errors in 322 chances)...was graduated from El Rancho (CA) High in 1989.

YEAR	CLUB	AVG.	G	AB	R	H	2B	3B	HR	RBI	BB	SO	SB
1989	Boardwalk	.238	47	164	15	39	3	0	1	15	9	34	0
1990	Eugene	.185	31	92	8	17	3	1	4	9	6	21	0
	Gulf Coast	.292	15	48	4	14	4	0	0	5	4	12	0
1991	Appleton	.236	82	284	25	67	22	0	5	42	20	65	0
	Baseball City	.235	10	34	1	8	1	0	0	5	3	9	0
1992	Baseball City	.259	51	174	16	45	7	0	7	24	15	44	0
	Memphis	.145	52	145	5	21	5	0	1	8	6	33	0
1993	Memphis	.205	98	327	27	67	11	0	4	33	21	83	0

1989 Selected by the Royals as a sandwich pick between the 2nd and 3rd rounds of the June Free Agent Draft, signed by Rick Cardenas.

#34 Felix Jose, OF



Ht.: 6-1 Wt.: 220
Bats: Switch Throws: Right
Opening Day Age: 28
Born: 5-8-65 in Santo Domingo, D.R.
Resides: Boca Raton, FL
Full Name: Domingo Felix Jose
Married: Nancy
Children: Nicole (4-27-90) and Felix, Jr. (3-16-93)
Acquired: Obtained from St. Louis Cardinals with Craig Wilson in exchange for Gregg Jefferies and Ed Gerald, 2-12-93
Contract Status: 1st year of a 1-year contract thru 1994
M.L. Service: 4 years, 101 days

1993 Notes: Felix injured his left shoulder in spring training, an injury that would plague him throughout the season...forced to abandon swinging from the right side of the plate for most of the year after hitting .382 righthanded in 1992...finished the campaign with a .253 average, 6 home runs and 43 RBI...batted just .069 righthanded (2-for-29) and .264 lefthanded (124-for-470)...ended the season with a .094 average against southpaws (6-for-64) and a .276 mark against righthanded hurlers (120-for-435)...stole a team-high 31 bases, 8th in the league and the most for a Royal since Willie Wilson swiped 35 in 1988...was the 6th toughest player in the league to double up, hitting into 1 double play every 99.8 at-bats...strung together a career-high 12-game hitting streak from May 18-June 1, logging 22 hits in 55 at bats (.400), to raise his average from .198 to .269...got hot again from June 13-20, hitting in 6 straight games at a 14-for-26 clip with 4 doubles and 5 RBI, raising his season average from .251 to .286...included in that stretch were back-to-back 4-hit games at Oakland, June 18-19...drove in 5 runs in a 2-game stretch September 12 vs. New York (2) and September 13 vs. Chicago (3)...swiped 3 bases in a game at Toronto on July 17...had arthroscopic surgery on the left shoulder performed on October 6...Dr. James Andrews cleaned up frayed tissue and stabilized the shoulder joint which had posterior slippage.

M.L. Career Notes: Felix is playing with his 3rd major league team, beginning his career in Oakland then moving on to St. Louis before coming to Kansas City...owns 2 career grand slams...was a National League All-Star in 1991...is a lifetime .298 hitter (188-for-631) with 10 home runs and 85 RBI against lefthanded pitching and a .270 hitter (387-for-1,434) with 29 home runs and 168 RBI vs. righthanded pitching...has 39 career outfield assists.

1992--hit .295 with 14 home runs and 75 RBI for the St. Louis Cardinals...tied Ozzie Smith for the team lead in batting and finished 2nd on the club in both home runs and RBI...led St. Louis outfielders with 11 assists...a hamstring injury in the final week of spring training held him out until April 29...earned National League's Player-of-the-Month honors for May when he batted .351 with 4 home runs and 26 RBI...hit his 1st N.L. grand slam on May 17 at Houston and collected a season-high 5 RBI in that contest...became just the 2nd player (Darryl Strawberry in 1985) to hit the right field scoreboard at Busch Stadium when he did so on September 6, an estimated 460 foot clout...posted a .374 average (68-for-182) when batting righthanded with a .555 slugging pct.

JOSE Continued

1991--finished 5th in the National League with a .305 average and 173 hits and was 2nd with 40 doubles in his 1st full season in the senior circuit...led the club in slugging (.438) and extra-base hits (54)...had 51 multi-hit games (2nd in the league), including 5 4-hit contests...batted .313 on the road (tied for 5th in the N.L.) and had a league-high 24 road doubles...reached base 5 times with 4 RBI and 4 runs April 14 vs. Philadelphia...named the N.L. Player-of-the-Month for April after hitting .354 with 9 doubles, 2 home runs and 15 RBI...belted 2 home runs and drove in a career-high 5 RBI September 1 at San Francisco...tied Montreal's Marquis Grissom for the N.L. lead with 15 outfield assists...named to the National League All-Star team.

1990--began the season with the Oakland Athletics...belted his 1st big league home run on April 24 at Baltimore...moved into a starter's role in May and played on an everyday basis for the remainder of the season...belted his 1st career grand slam on July 15 off Milwaukee's Chris Bosio...traded to the Cardinals along with minor leaguers Stan Royer and Daryl Green on August 30 in a deal for outfielder Willie McGee...belted a mammoth homer on September 19 vs. Philadelphia that traveled an estimated 463 feet and landed high above the Stadium Club in left field...selected to both the Topps and *Baseball Digest* Rookie All-Star teams.

1989--made the A's Opening Day roster...optioned to Triple-A Tacoma on April 23 after hitting .125...returned to Oakland July 30...hit .263 before going back to Tacoma on August 16 when the A's needed an extra catcher...added to the Major League roster again September 1...finished the year at .193 with 5 RBI.

1988--called up by Oakland on September 2 and hit .333 in 8 games...collected his 1st big league hit on September 14 vs. Texas, a double.

Minor League & Miscellaneous Notes: Felix was signed by the Oakland Athletics as a non-drafted free agent on January 3, 1984 and spent his 1st minor league season with Idaho Falls...played the entire 1985 season at Madison in the Midwest League...promoted to Modesto in 1986...increased his average from .218 in 1985 to .285...finished 2nd on the team in RBI, home runs, doubles and slugging percentage (.440)...named to the California League All-Star team...limited to 91 games for Double-A Huntsville in 1987 due to leg injuries...spent most of the 1988 season with Triple-A Tacoma prior to his arrival in Oakland in September...hit .317 with a club high 28 doubles, 12 home runs and 83 RBI...hit .287 at Tacoma in 1989 with 14 home runs and 63 RBI...attended Eldo Foreda Reyerez de Munoz High in Santo Domingo.

YEAR CLUB	AVG.	G	AB	R	H	2B	3B	HR	RBI	BB	SO	SB
1984 Idaho Falls	.217	45	152	16	33	6	0	1	18	18	37	5
1985 Madison	.218	117	409	46	89	13	3	3	33	32	82	6
1986 Modesto	.286	127	516	77	147	22	8	14	77	36	89	14
1987 Huntsville	.226	91	296	29	67	11	1	5	42	28	61	9
1988 Tacoma	.317	133	504	71	160	28	5	12	83	53	75	16
Oakland	.333	8	6	2	2	1	0	0	1	0	1	1
1989 Oakland	.193	20	57	3	11	2	0	0	5	4	13	0
Tacoma	.287	104	387	59	111	26	0	14	63	41	82	11
1990 Oakland	.264	101	341	42	90	12	0	8	39	16	65	8
St. Louis	.271	25	85	12	23	4	1	3	13	8	16	4
1991 St. Louis	.305	154	568	69	173	40	6	8	77	50	113	20
1992 Louisville	.143	2	7	0	1	0	0	0	0	1	0	0
St. Petersburg	.444	6	18	2	8	1	1	0	2	1	2	1
St. Louis	.295	131	509	62	150	22	3	14	75	40	100	28
1993 KANSAS CITY	.253	149	499	64	126	24	3	6	43	36	95	31
N.L. Totals	.298	310	1162	143	346	66	10	25	165	98	229	52
A.L. Totals	.254	278	903	111	229	39	3	14	88	56	174	40
M.L. Totals	.278	588	2065	254	575	105	13	39	253	154	403	92

JOSE Continued

ALL-STAR GAME RECORD

YEAR	CLUB, SITE	AVG.	G	AB	R	H	2B	3B	HR	RBI	BB	SO	SB
1991	N.L., Tor.	.500	1	2	0	1	0	0	0	0	0	0	0

1984 Signed by Oakland Athletics as a non-drafted free agent, January 3.

1990 Obtained by St. Louis Cardinals with infielder Stan Royer and pitcher Daryl Green in exchange for outfielder Willie McGee, August 29.

1993 Obtained by Royals with infielder Craig Wilson in exchange for infielder Gregg Jefferies and outfielder Ed Gerald, February 12.

CAREER FIELDING

POSITION	PCT.	G	PO	A	E	TC	DP
Outfield	.981	564	1075	39	22	1136	7

VS. AMERICAN LEAGUE

	1993							CAREER						
	AVG.	G	AB	R	H	HR	RBI	AVG.	G	AB	R	H	HR	RBI
Season	.253	149	499	64	126	6	43	.254	278	903	111	229	14	88
Home	.269	73	238	35	64	2	24	.251	143	454	57	114	5	49
Road	.238	76	261	29	62	4	19	.256	135	449	54	115	9	39
Baltimore	.292	9	24	4	7	1	6	.258	21	66	8	17	3	12
Boston	.220	11	41	5	9	0	1	.260	21	77	10	20	1	7
California	.250	12	32	4	8	0	5	.262	22	65	7	17	0	7
Chicago	.259	13	58	10	15	2	5	.274	28	106	13	29	2	10
Cleveland	.190	11	42	7	8	1	3	.213	20	75	11	16	2	5
Detroit	.310	12	29	4	9	0	0	.314	19	51	6	16	0	1
Kansas City	-	-	-	-	-	-	-	.188	12	32	4	6	0	3
Milwaukee	.261	12	46	6	12	0	0	.256	23	82	11	21	1	9
Minnesota	.250	13	36	2	9	0	2	.293	19	58	7	17	3	9
New York	.231	9	26	4	6	1	3	.255	19	51	7	13	1	4
Oakland	.400	13	55	6	22	0	11	.400	13	55	6	22	0	11
Seattle	.333	10	27	4	9	1	3	.250	23	60	8	15	1	4
Texas	.118	12	34	3	4	0	2	.151	19	53	5	8	0	3
Toronto	.163	12	49	5	8	0	2	.167	19	72	8	12	0	3
Before ASG	.270	80	274	35	74	2	26	.251	147	495	61	124	6	47
After ASG	.231	69	225	29	52	4	17	.257	131	408	50	105	8	41
vs. LHP	.094	-	64	-	6	0	4	.220	-	150	-	33	1	20
vs. RHP	.276	-	435	-	120	6	39	.260	-	753	-	196	13	68
Pinch Hitter	.222	11	9	1	2	0	0	.200	27	25	1	5	0	4
Desig. Hitter	.250	1	4	0	1	0	0	.304	8	23	3	7	2	5
April	.224	21	67	6	15	1	7	.237	42	131	13	31	3	15
May	.294	25	85	12	25	0	8	.255	44	153	18	39	2	17
June	.298	25	94	15	28	1	11	.262	46	164	24	43	1	15
July	.190	25	79	9	15	0	3	.243	53	173	23	42	4	17
August	.239	27	88	10	21	2	6	.261	55	184	19	48	2	13
September	.269	23	78	12	21	2	8	.281	34	89	14	25	2	11
October	.125	3	8	0	1	0	0	.111	4	9	0	1	0	0

Longest hitting streak--12 games (May 18-June 1)

12 games (1993)

JOSE'S BESTS

	Season		Game
AVG.	.305--1991	H	4--7 times, latest
H	173--1991		at Oak., 6-19-93
HR	14--1992	HR	2--at S.F., 9-1-91
RBI	77--1991	RBI	5--twice, at S.F., 9-1-91 &
SB	31--1993		at Hou., 5-17-92
Hit Strk	12--1993	SB	3--at Tor., 7-17-93

Royals Gold Glove Winners

7 Royals have combined for 16 Rawlings' Gold Glove Awards, symbolic of fielding excellence. They are judged and selected as the best fielding players at their respective positions by the A.L. coaches and managers. Votes are tabulated for Rawlings by *The Sporting News*.

1971--Amos Otis, OF	1981--Frank White, 2B
1973--Amos Otis, OF	1982--Frank White, 2B
1974--Amos Otis, OF	1985--George Brett, 3B
1977--Al Cowens, OF	1986--Frank White, 2B
Frank White, 2B	1987--Frank White, 2B
1978--Frank White, 2B	1989--Bob Boone, C
1979--Frank White, 2B	Bret Saberhagen, P
1980--Frank White, 2B	
Willie Wilson, OF	

#12 Wally Joyner, 1B



Ht.: 6-2 Wt.: 200
Bats: Left Throws: Left
Opening Day Age: 31
Born: 6-16-62 in Atlanta, GA
Resides: Lee's Summit, MO
Full Name: Wallace Keith Joyner
Married: Lesley
Children: Jessica (10-16-83),
McKenzie (3-8-85), Crosby (5-17-89)
and Chase (1-23-91)
Acquired: Signed as a Free Agent,
12-9-91
Contract Status: 2nd year of a 3-
year contract thru 1995
M.L. Service: 8 years, 0 days

1993 Notes: Wally bounced back from a sub-par season in 1992 to hit .292 in 141 games...belted 15 home runs and drove in 65 runs while stroking a team-high 36 doubles...season ended prematurely as he missed the final 17 games with lower back spondylosis...after belting just 2 home runs in his first 39 games, exploded with 4 round trippers in a 6-game stretch from May 23-29...named the American League's Player-of-the-Week from May 24-30 when he hit .500 (11-for-22) with 5 runs, 2 doubles, 3 home runs, 5 RBI and 22 total bases...stroked an inside-the-park home run vs. California on June 24...earned Royals Player-of-the-Month honors in July after hitting .376 with 6 home runs and 26 RBI in 28 games...hit safely in a season-high 8-games twice: from June 2-11 (16-for-35, .457) and from July 7-17 (13-for-34, .382)...scored 4 runs in the July 16 game at Toronto...belted 2 home runs, the 8th multiple home run game of his career, including his 4th career grand slam, and tied his career high with 6 RBI in the July 23 game at Detroit...hit .308 against righthanded pitching with 13 home runs and .259 against southpaws with 2 round trippers...fielded at a .994 clip at first base.

M.L. Career Notes: Wally has 8 multiple-home run games in his career and 4 grand slams...career walks (444) and strikeouts (448) are virtually even...is the only player in California Angel history to record 160 or more hits in 4 straight seasons...longest hitting streak is 16 games, set in 1991...is 1 of 9 players all-time to collect 100 RBI in both their rookie and 2nd seasons.

1992--carried the Royals offensively through the first 2 months of the season...was hitting .324 through May 31 while the rest of the club was hitting a combined .232...finished tied for the club lead in runs scored (66) and doubles (a career-high 36) and was 2nd in RBI with 66...stole 11 bases after swiping just 7 total in his previous 3 campaigns...average was still at .300 on June 17 (62-for-207)...hit .252 the rest of the way...collected his 1,000th career hit vs. Milwaukee off Ron Robinson on July 2...tied the club's top mark of the season with a 5 RBI game at Seattle on August 11.

1991--hit a career-high .301 with 21 home runs and 96 RBI...played in 142 of the Angels' first 147 games, then garnered just 1 at bat in the final 15 contests due to a nagging right ankle injury...belted a grand slam May 10 in Cleveland off Eric King...selected A.L. Player-of-the-Week May 13-19 after hitting .519 (14-for-27) with 2 doubles, 3 home runs and 13 RBI...hit in a career-best 16 straight games, May 4-20...belted 20 home runs in a season for the 1st time since 1987.

JOYNER Continued

1990--played in the fewest games (83) of any full season...placed on Disabled List July 16 with a stress fracture of the right knee...did not play for the remainder of the campaign.

1989--played a career-high 159 games with a club-high 167 hits...led all M.L. 1st basemen with 110 games or more in fewest errors committed with 4, fielding at a .997 pct...had an RBI in 7 straight games, July 15-21.

1988--established career high with 176 hits...led A.L. 1st basemen in games with 156, putouts (1,369), assists (143) and double plays (148)...earned A.L. co-Player-of-the-Week for July 25-31...collected 500th hit September 21 vs. Milwaukee...reached base safely in 131 of 158 games.

1987--earned the Owner's Trophy as the Angels' MVP as selected by the players...became 9th player in major league history to record 100 or more RBI in each of his 1st 2 seasons...selected A.L. Player-of-the-Week April 20-26...established club record for most home runs by a 1st baseman (34)...became 1st Angel to record back-to-back 100 RBI campaigns...belted 3 home runs vs. Cleveland, October 3...tied Major League record for most home runs in October with 4.

1986--finished 2nd in Rookie-of-the-Year balloting behind Jose Canseco...selected to *The Sporting News* All-Star rookie team...he and Canseco became only 3rd pair of rookies to drive in 100 or more runs in the same season (Fred Lynn and Jim Rice in 1975 and Walt Dropo, Al Rosen and Luke Easter in 1950)...became 15th rookie to start an All-Star Game and 1st since Fernando Valenzuela in 1981...Dropo (1950) and George Scott (1966) were the only other rookie 1st basemen...was 1st rookie to start in All-Star game since fans began selecting starters in 1970...made major league debut April 8 in Seattle...collected 1st hit against Mike Moore in 4th at bat, a double, and stroked 1st home run the following night off Mark Langston...hitting .313 with 20 home runs and 72 RBI at the All-Star break...tied club record with 10 consecutive games with at least 1 RBI, July 4-13...missed final 4 games of ALCS as result of staph infection.

Minor League & Miscellaneous Notes: Wally was selected by the California Angels in the 3rd round of the 1983 June Free Agent Draft...averaged .305 in 3 minor league seasons...named the winner of the 1984 Kenny Myers Memorial Award, given to the top minor leaguer in the Angels' organization...hit .317 at Waterbury in 1984...was 2nd best fielding 1st basemen in the Eastern League with a .992 percentage that year and earned a spot on the league's all-star squad...was the Topps' Player-of-the-Month for August after hitting .336...honored by *Baseball America* as the Eastern League's best defensive 1st baseman...was graduated from Redan High in Stone Mountain, GA...was all-County 4-year letterman in basketball and lettered in baseball, culminating in an All-State selection in 1980 and earning Georgia High School Player-of-the-Year...attended Brigham Young University in Provo, UT, majoring in business...lettered 3 years in baseball...was a 2nd team all-America selection and a member of the '83 USA college All-Star team...wife, Lesley, is a former gymnast at BYU.

Did You Know...

that the average time for a Royals' 9-inning game in 1993 was 2 hours and 44 minutes, while 9-inning games in Kauffman Stadium also averaged 2 hours and 44 minutes.

JOYNER Continued

YEAR CLUB	AVG.	G	AB	R	H	2B	3B	HR	RBI	BB	SO	SB
1983 Peoria	.328	54	192	25	63	16	2	3	33	19	25	1
1984 Waterbury	.317	134	467	81	148	24	7	12	72	67	60	0
1985 Edmonton	.283	126	477	68	135	29	5	12	73	60	64	2
1986 California	.290	154	593	82	172	27	3	22	100	57	58	5
1987 California	.285	149	564	100	161	33	1	34	117	72	64	8
1988 California	.295	158	597	81	176	31	2	13	85	55	51	8
1989 California	.282	159	593	78	167	30	2	16	79	46	58	3
1990 California	.268	83	310	35	83	15	0	8	41	41	34	2
1991 California	.301	143	551	79	166	34	3	21	96	52	66	2
1992 KANSAS CITY	.269	149	572	66	154	36	2	9	66	55	50	11
1993 KANSAS CITY	.292	141	497	83	145	36	3	15	65	66	67	5
M.L. Totals	.286	1136	4277	604	1224	242	16	138	649	444	448	44

LEAGUE CHAMPIONSHIP SERIES RECORD

YEAR CLUB, OPP.	AVG.	G	AB	R	H	2B	3B	HR	RBI	BB	SO	SB
1986 Cal. vs. Bos.	.455	3	11	3	5	2	0	1	2	2	0	0

ALL-STAR GAME RECORD

YEAR CLUB SITE	AVG.	G	AB	R	H	2B	3B	HR	RBI	BB	SO	SB
1986 A.L., Hou.	.000	1	1	0	0	0	0	0	0	0	0	0

1983 Selected by California in 3rd round of June Free Agent Draft.

1991 Signed by Royals as a free agent, December 9.

CAREER FIELDING

POSITION	PCT.	G	PO	A	E	TC	DP
1st Base	.994	1125	9768	915	66	10749	1011

VS. AMERICAN LEAGUE

	1993							CAREER						
	AVG.	G	AB	R	H	HR	RBI	AVG.	G	AB	R	H	HR	RBI
Season	.292	141	497	83	145	15	65	.286	1136	4277	604	1224	138	649
Home	.320	73	256	45	82	4	35	.278	582	2118	306	589	64	301
Road	.261	68	241	38	63	11	30	.294	554	2159	298	635	74	348
Baltimore	.171	12	41	6	7	1	4	.293	89	345	42	101	11	53
Boston	.289	11	38	8	11	1	2	.275	84	313	50	86	9	41
California	.438	10	32	5	14	2	6	.378	23	82	10	31	3	11
Chicago	.261	13	46	6	12	2	6	.231	89	333	45	77	9	37
Cleveland	.286	9	35	2	10	1	4	.287	88	341	47	98	12	58
Detroit	.360	12	50	12	18	3	13	.290	83	321	50	93	10	43
Kansas City	-	-	-	-	-	-	-	.321	61	209	32	67	5	37
Milwaukee	.349	11	43	6	15	2	4	.268	92	370	45	99	15	52
Minnesota	.271	13	48	6	13	0	2	.319	94	364	65	116	15	61
New York	.229	10	35	7	8	0	2	.282	84	301	44	85	14	56
Oakland	.235	9	34	6	8	0	6	.277	85	325	45	90	7	43
Seattle	.182	9	33	3	6	1	3	.243	88	329	36	80	11	48
Texas	.300	10	30	7	9	0	7	.289	92	343	44	99	7	56
Toronto	.438	12	32	9	14	2	6	.339	84	301	49	102	10	53
Before ASG	.294	85	299	49	88	9	36	.291	663	2508	351	730	81	397
After ASG	.288	56	198	34	57	6	29	.279	473	1769	253	494	57	252
vs. LHP	.259	-	166	-	43	2	20	.258	-	1464	-	377	32	206
vs. RHP	.308	-	331	-	102	13	45	.301	-	2813	-	847	106	443
Pinch Hitter	.000	2	1	0	0	0	1	.235	-	17	-	4	0	3
Desig. Hitter	-	-	-	-	-	-	-	.200	4	15	1	3	0	0
April	.266	22	79	14	21	0	3	.281	169	647	95	182	17	79
May	.322	25	87	15	28	6	18	.310	199	741	111	230	38	135
June	.282	28	103	12	29	1	7	.282	215	804	106	227	18	121
July	.376	28	93	26	35	6	26	.307	189	735	113	226	24	135
August	.243	29	111	12	27	1	7	.265	195	733	101	194	26	103
September	.208	9	24	4	5	1	4	.264	155	560	68	148	11	69
October	-	-	-	-	-	-	-	.298	14	57	10	17	4	7
Longest hitting streak--8 games (twice)														16 games (1991)

JOYNER'S BESTS

	Season		Game
AVG.	.301--1991	H	4--last at Mil., 7-11-92
H	176--1988	HR	3--vs. Cle., 10-3-87
HR	34--1987	RBI	6--vs. Oak., 7-27-88 & at Det., 7-23-93
RBI	117--1987		
SB	11--1992	SB	1--several times
Hit Strk	16--1991		

#40 Kevin Koslofski, OF



Ht.: 5-8 Wt.: 175
Bats: Left Throws: Right
Opening Day Age: 27
Born: 9-24-66 in Decatur, IL
Resides: Maroa, IL
Full Name: Kevin Craig Koslofski
Married: Michelle
Acquired: Selected in 20th round of
1984 June Free Agent Draft
Contract Status: 1st year of a 1-year
contract thru 1994
M.L. Service: 124 days

1993 Notes: Kevin's season got off to a slow start as he injured his left shoulder when he hit a sprinkler head while diving for a ball on March 9 during spring training...spent most of the season with the Royals' Triple-A affiliate in Omaha...went on the Disabled List on May 12 as soreness in the shoulder persisted...reinstated to the active roster on May 24...hit .276 with 7 home runs, 58 runs scored and 45 RBI in 111 games...voted the American Association's best defensive outfielder in *Baseball America's* "Tools of the Trade" survey of the league's managers...recalled by Kansas City September 1...hit .269 in 15 games at the big league level...belted a game-winning home run in the 10th inning at Oakland on September 22 off Roger Smithberg...matched his career high with a 3-hit game vs. Cleveland on September 28...had a 9th inning game-winning single in the September 29 contest vs. Cleveland in George Brett's final home game...hit .333 (3-for-9) with runners in scoring position.

M.L. Career Notes: Kevin has logged 124 days of major league service time over the past 2 seasons...longest hitting streak is 7 games, set in 1992...has never hit a grand slam home run.

1992--was hitting .314 at the Triple-A level when he got the promotion to KC on June 25...made his debut June 28 at Baltimore a memorable one by collecting 3 hits with a run and an RBI...optioned to Omaha on July 15 despite a .357 average...recalled again on July 28 and remained on the big league roster for the rest of the season...put together a 7-game hitting streak August 23-Sept. 2 (12-for-24), collecting an RBI in 6 of the 7 games...belted his 1st home run at Texas off Nolan Ryan on August 27.

Minor League & Miscellaneous Notes: Kevin was selected by the Royals in the 20th round of the 1984 June Free Agent Draft...signed by Art Stewart...began his pro career with Eugene in 1984...spent his first 6 campaigns in Class A ball including 4 seasons in the Florida State League...led the FSL with 16 outfield assists in 1986...led Baseball City in stolen bases in both 1988 and 1989...advanced to Double-A Memphis in 1990 where he led the Southern League with 16 outfield assists...split the '91 season between Memphis and Triple-A Omaha...earned a spot on the Southern League's post-season All-Star squad...promoted to Omaha on August 6...placed on the Royals' 40-man roster for the 1st time following the season...began the '92 season at Omaha...put together a 13-game hitting streak from May 21-June 3, the longest by an Omaha player in '92...named the best defensive outfielder in the American Association by the league's managers in a mid-season poll...graduated from Maroa (IL)-Forsyth High in 1984...lettered in baseball, football and basketball...was an all-conference performer

KOSLOFSKI Continued

in baseball for 4 years and for 2 years in football...also earned all-state honors on the gridiron...played in 2 Illinois state final football games (1981 & 1983) and in the baseball state semi-finals in 1982, making the all-tournament team...played Little League and Legion baseball as a youth...attended Millikin University in Decatur, IL.

YEAR	CLUB	AVG.	G	AB	R	H	2B	3B	HR	RBI	BB	SO	SB
1984	Eugene	.187	53	155	23	29	2	2	1	10	25	37	10
1985	Sarasota	.250	33	108	17	27	4	2	0	11	12	19	7
1986	Fort Myers	.254	103	331	43	84	13	5	0	29	47	59	12
1987	Fort Myers	.242	109	330	46	80	12	3	0	25	46	63	25
1988	Baseball City	.264	108	368	52	97	7	8	3	30	44	71	32
1989	Baseball City	.259	116	343	65	89	10	3	4	33	51	57	41
1990	Memphis	.213	118	367	52	78	11	5	3	32	54	89	12
1991	Memphis	.324	81	287	41	93	15	3	7	39	33	56	10
	Omaha	.298	25	94	13	28	3	2	2	19	15	19	4
1992	Omaha	.311	78	280	29	87	12	5	4	32	21	47	8
	KANSAS CITY	.248	55	133	20	33	0	2	3	13	12	23	2
1993	Omaha	.276	111	395	58	109	22	5	7	45	43	73	15
	KANSAS CITY	.269	15	26	4	7	0	0	1	2	4	5	0
M.L. Totals		.252	70	159	24	40	0	2	4	15	16	28	2

1984 Selected by Royals in 20th round of June Free Agent Draft, signed by Art Stewart.

CAREER FIELDING

POSITION	PCT.	G	PO	A	E	TC	DP
Outfield	.993	65	127	7	1	135	2

VS. AMERICAN LEAGUE

Season	1993							CAREER						
	AVG.	G	AB	R	H	HR	RBI	AVG.	G	AB	R	H	HR	RBI
Season	.269	15	26	4	7	1	2	.252	70	159	24	40	4	15
Home	.313	9	16	2	5	0	1	.214	39	98	16	21	1	9
Road	.200	6	10	2	2	1	1	.311	31	61	8	19	3	6
Baltimore	-	-	-	-	-	-	-	.217	7	23	2	5	0	1
Boston	.000	1	1	0	0	0	0	.000	1	1	0	0	0	0
California	.000	3	4	1	0	0	0	.063	11	16	2	1	0	0
Chicago	-	-	-	-	-	-	-	.333	5	6	0	2	0	0
Cleveland	.417	3	12	1	5	0	1	.417	3	12	1	5	0	1
Detroit	-	-	-	-	-	-	-	.294	5	17	1	5	0	3
Kansas City	-	-	-	-	-	-	-	-	-	-	-	-	-	-
Milwaukee	.000	1	0	0	0	0	0	.333	4	6	1	2	0	0
Minnesota	-	-	-	-	-	-	-	.231	5	13	2	3	0	1
New York	.000	2	0	0	0	0	0	.188	10	16	5	3	1	1
Oakland	1.000	1	1	1	1	1	1	.556	5	9	4	5	1	3
Seattle	.000	2	2	0	0	0	0	.182	5	11	0	2	0	0
Texas	.167	2	6	1	1	0	0	.350	6	20	6	7	2	5
Toronto	-	-	-	-	-	-	-	.000	3	9	0	0	0	0
Before ASG	-	-	-	-	-	-	-	.357	6	14	3	5	0	1
After ASG	.269	15	26	4	7	1	2	.241	64	145	21	35	4	14
vs. LHP	.250	-	4	-	1	0	0	.389	-	18	-	7	0	1
vs. RHP	.273	-	22	-	6	1	2	.234	-	141	-	33	4	14
Pinch Hitter	.000	1	1	0	0	0	0	.333	7	6	1	2	0	0
Desig. Hitter	.000	1	0	0	0	0	0	.000	2	0	0	0	0	0
April	-	-	-	-	-	-	-	-	-	-	-	-	-	-
May	-	-	-	-	-	-	-	-	-	-	-	-	-	-
June	-	-	-	-	-	-	-	.500	2	6	1	3	0	1
July	-	-	-	-	-	-	-	.222	5	9	2	2	0	0
August	-	-	-	-	-	-	-	.346	21	52	9	18	1	8
September	.300	13	20	3	6	1	2	.167	38	78	10	13	3	5
October	.167	2	6	1	1	0	0	.286	6	14	2	4	0	1
Longest hitting streak--2 games (September 28-29)								7 games (1992)						

KOSLOFSKI'S BESTS

	Season		Game
AVG.	.269--1993	H	3--3 times, last vs. Cle., 9-28-93
H	33--1992	HR	1--4 times, last at Oak., 9-22-93
HR	3--1992	RBI	2--vs. Tex., 8-31-92
RBI	13--1992	SB	1--twice, vs. Tex., 8-31-92 & at Bal., 9-14-92
SB	2--1992		
Hit Strk	7--1992		

#13 Jose Lind, 2B



Ht.: 5-11 Wt.: 180
Bats: Right Throws: Right
Opening Day Age: 29
Born: 5-1-64 in Toabaja, PR
Resides: Dorado, PR
Full Name: Jose Salgado Lind
Married: Lizza
Children: Joyvelisse (10-12-83) and Tibesay (2-7-90)
Acquired: Obtained from Pittsburgh Pirates in exchange for Dennis Moeller and Joel Johnston, 11-19-92
Contract Status: 1st year of a 2-year contract thru 1995
M.L. Service: 6 years, 39 days

1993 Notes: Jose provided the Royals with outstanding defensive play at 2nd base all season, committing just 4 errors...it was the fewest errors by a Royals 2nd baseman since Frank White miscued just 4 times in the 1988 season...led American League 2nd basemen with a .994 fielding percentage, the same mark White posted in '88...made just 2 errors at Kauffman Stadium, 1 on August 7 vs. Oakland and the other on August 28 vs. Boston...other 2 errors both came at Chicago...voted the league's 2nd best defensive 2nd baseman in *Baseball America's* "Tools of the Trade" survey"...hit .248 in 136 games but batted .267 with runners in scoring position...provided some early offense, hitting at a .297 clip in April with 10 RBI...strung together a pair of 8-game hitting streaks: June 20-29 and July 9-19, going 12-for-26 (.462) in each stretch...raised his season average from .233 on June 19 to .278 on July 19...had but 3 hits in his next 31 at-bats to drop back to .257...tied for 4th in the league with a team-high 13 sacrifice bunts.

M.L. Career Notes: Jose has committed just 10 errors at 2nd base over the last 2 seasons and just 26 miscues over the last 4 years...earned his 1st Rawlings' Gold Glove Award in 1992...was the starting 2nd baseman for the Pittsburgh Pirates in each of their last 3 division titles (1990-92)...longest hitting streak is 11 games, set in 1989...has never hit a grand slam home run...is a lifetime .255 hitter (293-for-1147) against lefthanders with 4 home runs and 93 RBI and a .253 batter vs. righthanders (531-for-2100) with 4 home runs and 193 RBI...is a .417 (5-for-12) lifetime pinch hitter.

1992--hit .235 in 135 games as the starting 2nd baseman for the N.L. Eastern Division champion Pittsburgh Pirates...earned his 1st Rawlings' Gold Glove Award as the league's top fielding 2nd baseman, ending Chicago Cubs' Ryne Sandberg's 9-year reign...committed just 6 errors, fielding at a .992 percentage, the top mark in the senior circuit...did not make 1st error until May 21...did not homer in 468 regular season at-bats but connected for a round tripper in Game 1 of the NLCS off Atlanta's John Smoltz for the Pirates' only run in a 5-1 setback...tied for the club lead with 5 runs scored and 5 RBI in the LCS...hit .222 (6-for-27) in the series but collected 4 extra base hits (2 doubles, a triple and a homer).

1991--set career highs in homers, RBI and triples...led National League 2nd basemen in putouts (349) and total chances (796)...drove in the only run of the game in Pittsburgh's 1-0 win over Atlanta in Game 5 of the NLCS at Fulton-County Stadium, a single off Tom Glavine in the 5th inning.

LIND Continued

1990--led N.L. 2nd basemen in putouts (330) and total chances (786)...his .991 fielding percentage was 2nd best among N.L. 2nd basemen behind the .996 posted by St. Louis' Jose Oquendo...did not commit an error in his first 55 games...had a 56-game errorless streak (dating back to 1989) snapped when he committed 2 errors at St. Louis on June 11 (305 total chances)...committed just 7 errors on the season...made only 1 error at home (September 4 vs. Philadelphia)...hit only home run on July 18 off San Francisco's Trevor Wilson...was intentionally walked 19 times, the 4th highest total in the league...posted a career high with 28 doubles.

1989--logged the longest hitting streak of the season by a Pirate, a career-high 11-game streak between May 25 and June 5, hitting .298 (14-for-47) during the stretch...named the N.L. Player-of-the-Week for the week for June 12-18 after going 12-for-24 (.500) with a home run and 8 RBI in 6 games...had 15 stolen bases in 16 attempts...was caught in his final attempt of the season...led the team with 13 sacrifice bunts, the 4th highest total in the league.

1988--narrowly missed finishing 1st among N.L. 2nd basemen in fielding after compiling a .987 percentage in his 1st full Major League season...the league's top 3 were separated by less than 1 percentage point: Houston's Bill Doran (.9874), Chicago's Ryne Sandberg (.9866) and Lind (.9865)...was 2nd in putouts (333), assists (473) and total chances (817) and tied for 2nd in games (153)...had a 29-game errorless streak to end the season and made just 1 error in his final 53 games...logged a 10-game hitting streak from May 3-13 (19-for-43, .442)...1st Major League home run came off Montreal's John Dopson on June 3...drove in a career-high 4 runs vs. New York on June 29...had a career-high 4 hits on September 14 at Montreal and September 30 at Chicago.

1987--recalled from Triple-A Vancouver on August 27 and made Major League debut on August 28 vs. Houston...started all 34 games after Johnny Ray was traded to California on August 29...made 117 consecutive starts and played 1061 consecutive innings at 2nd base until a lower back strain sidelined him on July 8, 1988...1st Major League hit was a single off Houston's Larry Andersen on August 29...put together a 10-game hitting streak from September 12-21 (18-for-45, .400)...made 1 error in 35 games (.995 fielding percentage).

Minor League & Miscellaneous Notes: Jose was signed by Pittsburgh as a non-drafted free agent on December 3, 1982...hit .301 for Bradenton in 1983, finishing 7th in the Gulf Coast Rookie League in batting...played 2nd base (79 games) and shortstop (44) with Macon of the Class A South Atlantic League in 1984...advanced to the Carolina League in 1985 where he finished 9th in the league in hitting for Prince William...moved to the Double-A level for the 1st time in 1986...was the starting 2nd baseman in the Eastern League All-Star game and was also named to the league's post-season All-Star squad...led the league's 2nd basemen in fielding (.982), games (130), putouts (314), assists (378), total chances (705) and double plays (84)...made just 1 error in his final 58 games...tied for the league lead in at-bats...moved up to the Triple-A level in 1987...named to the Pacific Coast League post-season All-Star team...led the PCL in at bats and led the league's 2nd basemen in games (128), putouts (311), assists (432), total chances (764) and double plays (84)... participated in baseball, basketball, volleyball and track and field at Jose Alegria High School in Dorado (PR)...brother, Orlando, is a minor league pitcher...the 2 played on the same Pirate farm clubs in 1985 and 1986.

LIND Continued

YEAR CLUB	AVG.	G	AB	R	H	2B	3B	HR	RBI	BB	SO	SB
1983 Bradenton	.301	45	163	26	49	3	4	0	18	13	18	12
1984 Macon	.207	121	396	39	82	5	2	0	30	29	48	17
1985 Prince William	.276	105	377	42	104	9	4	0	28	32	42	11
1986 Nashua	.263	134	+520	58	137	18	5	1	33	43	28	29
1987 Vancouver	.268	128	*533	75	143	16	3	3	30	35	52	21
Pittsburgh	.322	35	143	21	46	8	4	0	11	8	12	2
1988 Pittsburgh	.262	154	611	82	160	24	4	2	49	42	75	15
1989 Pittsburgh	.232	153	578	52	134	21	3	2	48	39	64	15
1990 Pittsburgh	.261	152	514	46	134	28	5	1	48	35	52	8
1991 Pittsburgh	.265	150	502	53	133	16	6	3	54	30	56	7
1992 Pittsburgh	.235	135	468	38	110	14	1	0	39	26	29	3
1993 KANSAS CITY	.248	136	431	33	107	13	2	0	37	13	36	3
A.L. Totals	.248	136	431	33	107	13	2	0	37	13	36	3
N.L. Totals	.255	779	2816	292	717	111	23	8	249	180	288	50
M.L. Totals	.254	915	3247	325	824	124	25	8	286	193	324	53

*-Led League +-Tied for League Lead

LEAGUE CHAMPIONSHIP SERIES RECORD

YEAR CLUB, OPP.	AVG.	G	AB	R	H	2B	3B	HR	RBI	BB	SO	SB
1990 Pit. vs. Cin.	.238	6	21	1	5	1	1	1	2	1	4	0
1991 Pit. vs. Atl.	.160	7	25	0	4	0	0	0	3	0	6	0
1992 Pit. vs. Atl.	.222	7	27	5	6	2	1	1	5	1	4	0
L.C.S. Totals	.205	20	73	6	15	3	2	2	10	2	14	0

1982 Signed by Pittsburgh as a non-drafted free agent, December 3.

1992 Obtained by Royals from the Pittsburgh Pirates in exchange for pitchers Dennis Moeller and Joel Johnston, November 19.

CAREER FIELDING

POSITION	PCT.	G	PO	A	E	TC	DP
2nd Base	.988	910	1954	2727	56	4737	472

VS. AMERICAN LEAGUE

1993 & CAREER

	AVG.	G	AB	R	H	HR	RBI
Season	.248	136	431	33	107	0	37
Home	.246	66	207	19	51	0	24
Road	.250	70	224	14	56	0	13
Baltimore	.185	10	27	2	5	0	1
Boston	.167	12	42	3	7	0	4
California	.302	13	43	6	13	0	3
Chicago	.200	13	45	3	9	0	3
Cleveland	.292	10	24	0	7	0	3
Detroit	.209	11	43	4	9	0	2
Kansas City	-	-	-	-	-	-	-
Milwaukee	.133	6	15	1	2	0	0
Minnesota	.267	11	30	3	8	0	5
New York	.435	8	23	3	10	0	3
Oakland	.256	13	43	2	11	0	2
Seattle	.208	8	24	1	5	0	3
Texas	.233	13	43	3	10	0	4
Toronto	.379	8	29	2	11	0	4
Before ASG	.266	66	218	20	58	0	19
After ASG	.230	70	213	13	49	0	18
vs. LHP	.257	-	105	-	27	0	8
vs. RHP	.245	-	326	-	80	0	29
Pinch Hitter	1.000	1	1	0	1	0	2
Desig. Hitter	-	-	-	-	-	-	-
April	.297	20	64	5	19	0	10
May	.160	22	75	4	12	0	5
June	.344	19	61	8	21	0	3
July	.264	22	72	5	19	0	6
August	.205	28	88	5	18	0	6
September	.258	22	62	5	16	0	6
October	.222	3	9	1	2	0	1

Longest hitting streak--8 games (twice)

LIND'S BESTS

	Season
AVG.	.265--1991
H	160--1988
HR	3--1991
RBI	54--1991
SB	15--1988 & 1989
Hit Strk	11--1989
H	4--twice, at Mon., 9-14-88 & at Chi. Cubs, 9-30-88
HR	1--8 times, latest vs. Chi. Cubs, 6-26-91
RBI	4--vs. N.Y. Mets, 6-29-88
SB	1--several times

#58 Mike Loynd, RHP

(Non-Roster Player)



Ht.: 6-4 Wt.: 210

Bats: Right Throws: Right

Opening Day Age: 30

Born: 3-26-64 in St. Louis, MO

Resides: Short Hills, N.J.

Full Name: Michael Wallace Loynd

Acquired: Signed as a minor league free agent, 11-24-93

Contract Status: 1st year of a 1-year contract thru 1994

M.L. Service: 1 year, 59 days

1993 Notes: Mike was the property of the Atlanta Braves' organization in 1993...signed to a minor league contract on February 18... began the season with Nuevo Laredo in the Mexican League on loan...returned to the Braves' Triple-A club in Richmond on May 23...posted an 8-5 record and 3.85 ERA in 18 games for Atlanta's top farm club.

M.L. Career Notes: Mike made his big league debut with the Texas Rangers in his 1st professional season after just 5 minor league appearances...hurled in 35 contests for the Rangers in 1986 and '87 but has not returned to the big leagues since then.

1987--spent most of the season with Texas, going 1-0 with a 5.40 ERA in 18 relief appearances and 0-5 with a 6.97 ERA in 8 starts... earned his only win on April 23 in relief vs. Baltimore before losing his last 5 decisions...lone save came May 11 at Cleveland... optioned to Oklahoma City on August 6 but returned August 13... optioned again on August 18 and recalled on September 10.

1986--joined the Rangers on July 21 to replace the injured Mike Mason in the starting rotation...defeated Cleveland in his major league debut on July 24...started regularly through the end of August then was idle until a relief outing on September 30 vs. Oakland...fanned a career-high 7 in that game for his 1st career save.

Minor League & Miscellaneous Notes: Mike was selected by the Texas organization in the 7th round of the 1986 June Free Agent Draft...signed by Bryan Lambe...made just 5 starts for Tulsa in 1986 before joining the Rangers...traded to the Houston Astros on March 25, 1988 for Robbie Wine...spent the '88 season with Tucson in the Pacific Coast League...hurled for the Astros' Double-A club in Columbus, GA in 1989...Mike played baseball, football, basketball and golf at Milburn (NJ) High School, graduating in 1982...also participated in Little League, American Legion and Semi-Pro baseball...starred at Florida State University from 1984-86...was 20-3 with a 2.45 ERA in 1986, tying the NCAA record for wins in a season while also leading the nation in starts (24), innings (164.2) and strikeouts (223)...won the U.S. Baseball Federation's Golden Spikes Award, was named NCAA Pitcher-of-the-Year" by *Baseball America* and earned 1st team All-America honors...had a career record of 45-10 with a 3.43 ERA and 417 strikeouts in 74 games...was a walk-on in 1983 and was redshirted due to a knee injury...was an alternate on the 1984 U.S. Olympic team...father, Richard, was drafted by the New York Giants after playing linebacker at Cornell University.

LOYND Continued

YEAR CLUB	W-L	ERA	G	GS	CG	SHO	SV	IP	H	R	ER	BB	SO
1986 Tulsa	2-1	3.68	5	5	0	0	0	29.1	32	12	12	3	31
Texas	2-2	5.36	9	8	0	0	1	42.0	49	30	25	19	33
1987 Texas	1-5	6.10	26	8	0	0	1	69.1	82	53	47	38	48
Oklahoma City	0-0	4.26	5	0	0	0	1	12.2	13	74	6	9	11
1988 Tucson	3-12	5.59	29	23	1	0	0	130.1	154	96	81	71	97
1989 Columbus	8-8	3.40	26	25	3	0	0	145.2	134	73	55	59	121
1990 Syracuse	4-8	3.68	24	8	0	0	1	85.2	68	39	35	34	65
1991 Louisville	3-6	5.09	9	8	0	0	0	46.0	43	30	26	15	36
1992 Louisville	0-0	5.32	11	3	0	0	0	23.2	26	19	14	10	21
1993 Nuevo Laredo	6-1	3.15	9	9	0	0	0	60.0	53	23	21	21	68
Richmond	8-5	3.85	18	18	1	1	0	107.2	98	53	46	34	85
M.L. Totals	3-7	5.82	35	16	0	0	2	111.1	131	83	72	57	81

1986 Selected by Rangers in 7th round of June Free Agent Draft, signed by Bryan Lambie.

1988 Obtained by Houston Astros in exchange for catcher Robbie Wine, March 25.

1989 Obtained by Toronto Blue Jays in the Rule 5 draft, December 5.

1991 Signed by St. Louis Cardinals as a minor league free agent, July 20.

1993 Signed by Atlanta Braves as a minor league free agent, February 18.

1993 Signed by Royals as a minor league free agent, November 24.

CAREER FIELDING

POSITION	PCT.	G	PO	A	E	TC	DP
Pitcher	.840	35	10	11	4	25	0

VS. AMERICAN LEAGUE

CAREER

Season	W	L	S	ERA	G	IP	H	ER
Home	3	4	1	5.63	20	78.1	86	49
Road	0	3	1	6.27	15	33.0	45	23
Baltimore	1	0	0	4.05	3	13.1	13	6
Boston	0	1	0	11.91	4	11.1	21	15
California	0	1	0	3.86	2	7.0	6	3
Chicago	0	1	0	6.48	3	8.1	12	6
Cleveland	1	0	1	7.45	4	9.2	11	8
Detroit	0	1	0	6.75	1	2.2	5	2
Kansas City	0	1	0	6.55	3	11.0	16	8
Milwaukee	1	0	0	3.24	4	16.2	16	6
Minnesota	0	0	0	3.00	2	3.0	1	1
New York	-	-	-	-	-	-	-	-
Oakland	0	0	1	2.00	2	9.0	5	2
Seattle	0	1	0	11.12	3	5.2	9	7
Texas	-	-	-	-	-	-	-	-
Toronto	0	1	0	5.27	4	13.2	16	8
Before ASG	1	5	1	5.27	19	56.1	60	33
After ASG	2	2	1	6.38	16	55.0	71	39
Starter	2	7	0	6.39	16	69.0	84	49
Reliever	1	0	2	4.89	19	42.1	47	23
April	1	0	0	2.70	2	10.0	11	3
May	0	2	1	4.34	7	18.2	21	9
June	0	2	0	5.24	8	22.1	19	13
July	1	1	0	7.32	6	19.2	23	16
August	1	2	0	7.00	10	36.0	52	28
September	0	0	1	0.00	1	4.0	2	0
October	0	0	0	40.50	1	0.2	3	3

Longest winning streak--2 games (1986)

Longest losing streak--5 games (1987)

LOYND'S BESTS

Season

W	2--1986
ERA	5.36--1986
SV	1--1986 & 1987
IP	69.1--1987
SO	48--1987
Win Strk	2--1986

Game

Low-Hit	--
SO	7--vs. Oak., 9-30-86

Royals Rookie Pitching Records

Wins	17	Tom Gordon, 1989
Losses	16	Jim Rooker, 1969
Winning Percentage	.778	Jeff Montgomery (7-2), 1988
ERA	2.69	Paul Splittorff, 1971
Games	64	Rusty Meacham, 1992
Games Started	37	Steve Busby, 1973
Complete Games	10	Dick Drago, 1969 Bob Johnson, 1970
Saves	20	Doug Bird, 1973
Innings Pitched	238.1	Steve Busby, 1973
Hits Allowed	246	Steve Busby, 1973
Walks	105	Steve Busby, 1973
Strikeouts	206	Bob Johnson, 1970

#15 Mike Macfarlane, C



Ht.: 6-1 Wt.: 205
Bats: Right Throws: Right
Opening Day Age: 29
Born: 4-12-64 in Stockton, CA
Resides: Overland Park, KS
Full Name: Michael Andrew Macfarlane
Married: Kathleen
Children: Megan (12-6-90) and Austin (11-5-92)
Acquired: Selected in 4th round of 1985 June Free Agent Draft
Contract Status: 1st year of a 1-year contract thru 1994
M.L. Service: 5 years, 127 days

1993 Notes: Mike began the season as the club's number 2 catcher behind Brent Mayne...posted his best offensive campaign...belted a career-high 20 home runs, matching Darrell Porter's 1979 total for most home runs by a Royals' catcher in a season...added 27 doubles and a career-high 67 RBI while hitting .273...hit by a club record 16 pitches, the 2nd highest total in the league...started in just 9 of the club's first 31 contests...became the regular receiver on May 13 as Hal McRae attempted to inject a little more offense into the Royals' attack...responded with a career-high 9-game hitting streak from May 5-20, going 14-for-32 with 9 RBI...earned Royals Player-of-the-Month honors for the 1st time in his career in May after hitting .338 with 6 home runs and 20 RBI in 20 games...had 30 RBI in his first 37 contests, including a 4-RBI performance vs. New York on June 7...homed in back-to-back games 3 times: June 13-14 vs. Chicago and at Seattle; July 16-18 at Toronto; and August 9-10 vs. Seattle...threw out 42-of-112 runners attempting to steal (38 percent)...did not play in the season's final 5 games due to a partial tear of the patellar tendon in his right knee...batted .293 (34-for-116) with runners in scoring position.

M.L. Career Notes: Mike has been hit by 47 pitches in his career and has led the club each of the past 4 seasons...has thrown out 114 of 398 baserunners attempting to steal, 29 percent...owns 2 career grand slams...ranks 10th on the Royals career home run list with 62...home runs totals have increased every year since 1989: 2, 6, 13, 17 and 20...has a career-high 5 RBI in a game twice: at Baltimore, August 4, 1990 and at Detroit on July 14, 1991...1 of 2 rookie catchers to start on Opening Day for the Royals (Ellie Rodriguez-1969)...ranks 2nd in games caught in club history with 534, trailing only John Wathan (572).

1992--led the Royals with 17 home runs and a .445 slugging pct...tied for the league lead by being hit by 15 pitches...48 of his 94 hits went for extra bases...belted a game-winning 3-run 9th inning home run at Texas off Jeff Russell on May 21...threw out 22 of 87 runners attempting to steal (25 percent)...fielded at a .993 clip behind the plate, the 5th best mark among A.L. catchers.

1991--suffered a torn medial collateral ligament in a home plate collision with Toronto's Joe Carter on July 15...underwent arthroscopic surgery on July 18...returned to action on September 14, but did not catch...threw out 15-of-36 runners trying to steal, 42 percent...logged his 1st career 4-hit game at Baltimore on June 11...belted his 2nd career grand slam at Detroit on July 11 off Mark Leiter...3 days later in Tiger Stadium he belted 2 home runs in a game and drove in 5 runs, matching his career high.

MACFARLANE Continued

1990--an injury to Bob Boone opened the door for Mike to step in and become the Royals' number 1 backstop...saw action in a career-high 124 games, garnering 400 at bats...logged a then career-high 5-RBI game at Baltimore on August 4 when he connected for his 1st career grand slam off Pete Harnisch...threw out 12 of 78 runners (15 percent) attempting to steal.

1989--served as the Royals' backup catcher, working behind Bob Boone...threw out 11 of 26 base runners trying to steal...hit .314 with runners in scoring position...logged a 6-game hitting streak, August 15-September 3.

1988--won a spot on the Royals' roster and became the 1st rookie catcher to start Opening Day for KC since 1969 (Ellie Rodriguez)...hit .265 in 70 games...belted 1st career homer off Cleveland's Scott Bailes, May 21...threw out 11 of 54 runners trying to steal, including Rickey Henderson twice...optioned to Omaha on July 23.

1987--recalled from Omaha July 21 after an injury to Jamie Quirk...made debut at Baltimore July 23...got his 1st at bat the next night against the Orioles...1st hit was a single off Dave Schmidt that tallied 2 runs on July 25.

Minor League & Miscellaneous Notes: Mike was signed by Chuck McMichael after being a 4th round selection in the 1985 June Free Agent Draft...experienced soreness in his right shoulder during the 1985 Florida Instructional League...in spring training the soreness was diagnosed as a partial tear of the right rotator cuff...had arthroscopic surgery performed by Dr. Frank Jobe on February 11, 1986...played exclusively as the DH at Memphis in 1986...slowly worked back into playing shape in 1987...batting .273 when he was called up to KC on July 21...1988 season ended prematurely when he broke his left thumb tagging a runner out at home plate vs. Indianapolis on August 15...a native of Stockton, CA, Mike graduated from Lincoln High in 1982...hit .361 his junior campaign and was named to the All-San Joaquin Athletic Association and All-Stockton Area 2nd teams...as a senior, logged a .422 average and was named to All-SJAA, All-Stockton Area and All-Northern California first teams...voted San Joaquin Athletic Association's Co-MVP and named to California High School All-Star team which played similar teams from Oklahoma and Oregon...also had sparkling collegiate career at the University of Santa Clara (CA)...as a junior earned All-West Coast Athletic Conference 2nd team honors hitting .361 with 13 HR and 52 RBI.

YEAR	CLUB	AVG.	G	AB	R	H	2B	3B	HR	RBI	BB	SO	SB
1985	Memphis	.269	65	223	29	60	15	4	8	39	11	30	0
1986	Memphis	.241	40	141	26	34	7	2	12	29	10	26	0
1987	Omaha	.262	87	302	53	79	25	1	13	50	22	50	0
	KANSAS CITY	.211	8	19	0	4	1	0	0	3	2	2	0
1988	KANSAS CITY	.265	70	211	25	56	15	0	4	26	21	37	0
	Omaha	.237	21	76	8	18	7	2	2	8	4	15	0
1989	KANSAS CITY	.223	69	157	13	35	6	0	2	19	7	27	0
1990	KANSAS CITY	.255	124	400	37	102	24	4	6	58	25	69	1
1991	KANSAS CITY	.277	84	267	34	74	18	2	13	41	17	52	1
1992	KANSAS CITY	.234	129	402	51	94	28	3	17	48	30	89	1
1993	KANSAS CITY	.273	117	388	55	106	27	0	20	67	40	83	2
M.L. Totals		.255	601	1844	215	471	119	9	62	262	142	359	5

1985 Selected by Royals in 4th round of June Free Agent Draft, signed by Chuck McMichael.

CAREER FIELDING

POSITION	PCT.	G	PO	A	E	TC	DP
Catcher	.991	534	2812	199	27	3038	38

MACFARLANE Continued

VS. AMERICAN LEAGUE

	1993							CAREER						
	AVG.	G	AB	R	H	HR	RBI	AVG.	G	AB	R	H	HR	RBI
Season	.273	117	388	55	106	20	67	.255	601	1844	215	471	62	262
Home	.284	61	197	33	56	7	35	.266	293	871	107	232	23	123
Road	.262	56	191	22	50	13	32	.246	308	973	108	239	39	139
Baltimore	.172	9	29	2	5	1	4	.324	46	136	18	44	6	24
Boston	.233	8	30	1	7	0	3	.292	49	144	19	42	2	22
California	.306	11	36	5	11	1	8	.306	57	173	21	53	6	29
Chicago	.289	11	38	7	11	4	10	.260	45	146	20	38	8	24
Cleveland	.417	7	24	5	10	1	5	.240	42	129	14	31	3	18
Detroit	.387	9	31	4	12	1	4	.300	48	160	20	48	6	28
Kansas City	-	-	-	-	-	-	-	-	-	-	-	-	-	-
Milwaukee	.152	11	33	2	5	1	5	.210	48	138	9	29	4	20
Minnesota	.154	10	26	0	4	0	3	.223	44	148	12	33	4	15
New York	.286	10	42	10	12	4	8	.277	45	155	24	43	6	22
Oakland	.343	11	35	6	12	0	5	.222	47	126	14	28	2	14
Seattle	.321	9	28	9	9	4	5	.217	53	152	18	33	7	16
Texas	.118	6	17	2	2	1	2	.182	44	137	18	25	3	20
Toronto	.316	5	19	2	6	2	5	.240	33	100	8	24	5	10
Before ASG	.283	59	191	31	54	11	41	.258	360	1117	131	288	30	150
After ASG	.264	58	197	24	52	9	26	.252	241	727	84	183	32	112
vs. LHP	.233	-	150	-	35	4	19	.249	-	700	-	174	19	77
vs. RHP	.298	-	238	-	71	16	48	.260	-	1144	-	297	43	185
Pinch Hitter	.417	15	12	0	5	0	3	.257	77	70	4	18	0	15
Desig. Hitter	-	-	-	-	-	-	-	.245	28	98	15	24	5	12
April	.233	11	30	3	7	1	4	.287	73	209	17	60	2	22
May	.338	20	65	11	22	6	20	.246	120	386	49	95	17	62
June	.246	20	69	14	17	4	14	.246	126	398	45	98	9	51
July	.240	23	75	7	18	3	9	.263	108	323	45	85	13	54
August	.256	24	86	11	22	4	9	.254	83	260	31	66	15	43
September	.317	19	63	9	20	2	11	.259	83	239	26	62	5	29
October	-	-	-	-	-	-	-	.172	8	29	2	5	1	1
Longest hitting streak--9 games (May 5-20)								9 games (1993)						

MACFARLANE'S BESTS

Season	Game
AVG. .277--1991	H 4--at Bal., 6-11-91
H 106--1993	HR 2--at Det., 7-14-91
HR 20--1993	RBI 5--twice, at Bal., 8-4-90 & at Det., 7-14-91
RBI 67--1993	SB 1--5 times, latest at NY., 8-21-93
SB 2--1993	
Hit Strk 9--1993	

Suspended Game Rule

A game terminated for any of the following reasons will be a suspended game IF it has progressed far enough to be an official game (i.e. 4 1/2 or 5 innings):

- (1) A curfew imposed by law
- (2) A pre-arranged time limit
- (3) Darkness where local law prohibits turning on the lights or where lights are not available.

Light Failure: A game terminated by light failure or malfunction of a mechanical device under the control of the home club will be a suspended game anytime after it starts.

Inning in Progress (Added in '80): If weather forces the termination of a legal game while an inning is in progress, it will become a suspended game if either of the following conditions exists:

- (1) The **visiting team** has scored one or more runs to tie the game, and the **home team** has not scored.
- (2) The **visiting team** has scored one or more runs to take the lead and the **home team** has not tied the score or retaken the lead.

Note: If a legal game is tied when called because of weather and neither of the above situations prevails, it is a **tie game** and must be replayed in its entirety.

Procedures for Resumption of Play: Suspended games shall be resumed at the exact point of suspension immediately preceding the next single game between the 2 clubs on the **same ground**. If that is not possible, other provisions for resumption are specified in A.L. Regulation 5.2 (c).

#57 Mike Magnante, LHP



Ht.: 6-1 Wt.: 190
Bats: Left Throws: Left
Opening Day Age: 28
Born: 6-17-65 in Glendale, CA
Resides: Burbank, CA
Full Name: Michael Anthony Magnante
Acquired: Selected in 11th round of
1988 June Free Agent Draft
Contract Status: 1st year of a 1-year
contract thru 1994
M.L. Service: 2 years, 4 days

1993 Notes: Mike spent the majority of the season with the Royals' Triple-A club at Omaha...recalled on August 17...moved immediately into the starting rotation due to an injury to Hipolito Pichardo...made his 1st appearance and start at New York on August 21, taking a 3-2 loss...won his next start over Minnesota, 2-0, on August 26, firing 7 shutout innings...made 4 more starts, giving him 6 starts on the season...only other decision was a 4-1 loss at Seattle on September 19...fanned a career-high 5 batters vs. Chicago on September 14...made his final appearance of the season in relief vs. Cleveland on September 27, tossing 2.1 scoreless innings...totaled 35.1 innings in 7 games, 6 starts, with a 1-2 record and 4.08 ERA...logged a 4.36 ERA as a starter...Royals were 2-4 when he started, but scored just 17 runs in his 6 starts (2.8/game)...opponents hit .282 against him with lefthanders hitting .360 (9-for-25) and righthanders batting .264 (28-for-106)...was 2-6 with 2 saves and a 3.67 ERA while at Omaha...pitched in 33 games at the Triple-A level including 13 starts..made 20 of his first 21 appearances at Omaha in relief...made a spot start on May 1, then was moved into the starting rotation for good on June 16, making his final 12 outings as a starter...logged a 2.15 ERA (62.2 IP, 50 H, 15 ER) over his final 10 appearances to earn the promotion to Kansas City.

M.L. Career Notes: Mike is 5-12 lifetime with a 4.01 ERA in 89 games over 3 seasons...is 4-7 with a 5.03 ERA in 18 career starts and 1-5 with a 3.03 ERA in 71 career relief appearances...has allowed just 1 earned run in 28.0 innings of work vs. Minnesota, a 0.32 ERA.

1992--spent the entire season at the big league level for the 1st time in his career...made his 1st career start at Toronto on April 25...did not figure in the 6-4 loss, allowing 3 runs (1 earned) in 4.0 innings...earned his 1st Major League win at Chicago on May 18, a 6-1 victory (1 run on 5 hits in 5.0 innings)...tossed a career-best 7.0 innings vs. the White Sox on June 3 in a 3-1 triumph and bettered that 6 days later with an 8.0 inning performance in a 4-2 setback vs. Minnesota...went on the Disabled List July 3 with tendinitis in his left rotator cuff...reinstated from the D.L. on July 20 and made his final 25 appearances in middle relief.

1991--pitched in 38 games in middle relief recording an 0-1 record and 2.45 ERA...opened the season at Omaha...made Major League debut at Cleveland on April 22, allowing 2 runs in 3 innings of work...made 2 more appearances before being optioned back to Triple-A on May 4...recalled for the 2nd time on June 15 and remained with the big league club for the rest of the year...only

MAGNANTE Continued

decision came in a 6-3 setback at Detroit on July 12...had a stretch from July 26-September 14 in which he allowed 1 earned run in 23 frames, a 0.39 ERA...only 2 lefthanded relievers (Mike Jones-1985 and Mark Davis-1990) logged more innings out of the Royals' bullpen in the previous 10 years than Mike's 55.0 innings.

Minor League & Miscellaneous Notes: Mike was selected by the Royals in the 11th round of the 1988 June Free Agent Draft... signed by Guy Hansen...made 3 stops in his 1st professional season in 1988...combined to log a 5-4 record and 2.98 ERA in 16 games, 15 as a starter...was a member of the Memphis Chicks' starting rotation in 1989...made 26 starts with 4 complete games and 1 shutout...logged an 8-9 record and 3.66 ERA...his 8 wins tied for the club lead and his 26 starts were a club high...fanned 118 batters in 157.1 innings, both club highs...spent the entire 1990 season with the Royals' Triple-A club in Omaha...invited to the Royals' big league spring training camp as a non-roster player... was in the O-Royals' pitching rotation until he went down with an injury on June 15...the injury occurred when he came off the mound to field a bunt and twisted his knee as he turned to throw to 1st base...suffered a torn anterior cruciate ligament in his left knee...placed on the Disabled List on June 17 and did not pitch for the remainder of the season...underwent surgery on June 28, performed by Dr. Lewis Yocum...added to the Royals' 40-man winter roster following the season...began the 1991 season at Omaha after being reassigned to the minor league camp on March 19... was 1-0 with a 1.35 ERA in 2 starts when he was recalled for the 1st time on April 20...was 6-1 with a 3.02 ERA in 10 starts at AAA... was 5-0 in May with a 1.35 ERA, completing 2 of 5 starts (33.1 IP, 22 H, 5 ER)...was graduated from John Burroughs High in 1983... lettered in baseball and basketball...graduated from UCLA in 1988 with a Bachelor's Degree in Applied Math...played baseball for the Bruins...earned 1st team Academic All-America honors in 1988... tied Guy Hansen on the UCLA career win list with 22 victories.

YEAR CLUB	W-L	ERA	G	GS	CG	SHO	SV	IP	H	R	ER	BB	SO
1988 Eugene	1-1	0.56	3	3	0	0	0	16.0	10	6	1	2	26
Appleton	3-2	3.21	9	8	0	0	0	47.2	48	20	17	15	40
Baseball City	1-1	4.13	4	4	1	0	0	24.0	19	12	11	8	19
1989 Memphis	8-9	3.66	26	26	4	1	0	157.1	137	70	64	53	118
1990 Omaha	2-5	4.11	13	13	2	0	0	76.2	72	39	35	25	56
1991 Omaha	6-1	3.02	10	10	2	0	0	65.2	53	23	22	23	50
KANSAS CITY	0-1	2.45	38	0	0	0	0	55.0	55	19	15	23	42
1992 KANSAS CITY	4-9	4.94	44	12	0	0	0	89.1	115	53	49	35	31
1993 Omaha	2-6	3.67	33	13	0	0	2	105.1	97	46	43	29	74
KANSAS CITY	1-2	4.08	7	6	0	0	0	35.1	37	16	16	11	16
M.L. Totals	5-12	4.01	89	18	0	0	0	179.2	207	88	80	69	89

1988 Selected by Royals in 11th round of June Free Agent Draft, signed by Guy Hansen.

CAREER FIELDING

POSITION	PCT.	G	PO	A	E	TC	DP
Pitcher	.980	89	16	32	1	49	4

MAGNANTE'S BESTS

	Season	Game
W	4--1992	Low Hit
ERA	2.45--1991	SO
SV	0	5--vs. Chi., 9-14-93
IP	89.1--1992	
SO	42--1991	
Win Streak	1--1992 & 1993	

MAGNANTE Continued

VS. AMERICAN LEAGUE

	1993								CAREER							
	W	L	S	ERA	G	IP	H	ER	W	L	S	ERA	G	IP	H	ER
Season	1	2	0	4.08	7	35.1	37	16	5	12	0	4.01	89	179.2	207	80
Home	1	0	0	1.77	4	20.1	18	4	3	4	0	3.43	47	99.2	104	38
Road	0	2	0	7.20	3	15.0	19	12	2	8	0	4.73	42	80.0	103	42
Baltimore	-	-	-	-	-	-	-	-	0	0	0	6.30	7	10.0	15	7
Boston	-	-	-	-	-	-	-	-	0	1	0	6.23	5	8.2	10	6
California	-	-	-	-	-	-	-	-	0	0	0	1.04	6	8.2	2	1
Chicago	0	0	0	3.60	1	5.0	7	2	2	0	0	1.95	10	27.2	28	6
Cleveland	0	0	0	0.00	1	2.1	2	0	0	2	0	7.59	5	10.2	19	9
Detroit	-	-	-	-	-	-	-	-	0	1	0	6.48	6	8.1	12	6
Kansas City	-	-	-	-	-	-	-	-	-	-	-	-	-	-	-	-
Milwaukee	0	0	0	6.30	2	10.0	9	7	0	0	0	4.97	4	12.2	11	7
Minnesota	1	0	0	0.00	1	7.0	6	0	2	1	0	0.32	7	28.0	21	1
New York	0	1	0	4.50	1	6.0	8	3	0	3	0	7.13	9	17.2	30	14
Oakland	-	-	-	-	-	-	-	-	0	1	0	4.80	12	15.0	18	8
Seattle	0	1	0	7.20	1	5.0	5	4	0	1	0	3.60	6	10.0	10	4
Texas	-	-	-	-	-	-	-	-	0	1	0	7.04	5	7.2	14	6
Toronto	-	-	-	-	-	-	-	-	1	1	0	3.07	7	14.2	17	5
Before ASG	-	-	-	-	-	-	-	-	3	6	0	5.03	29	78.2	105	44
After ASG	1	2	0	4.08	7	35.1	37	16	2	6	0	3.21	60	101.0	102	36
Starter	1	2	0	4.36	6	33.0	35	16	4	7	0	5.03	18	87.2	112	49
Reliever	0	0	0	0.00	1	2.1	2	0	1	5	0	3.03	71	92.0	95	31
April	-	-	-	-	-	-	-	-	0	1	0	4.11	10	15.1	23	7
May	-	-	-	-	-	-	-	-	1	3	0	11.02	6	16.1	35	20
June	-	-	-	-	-	-	-	-	2	2	0	2.39	9	37.2	35	10
July	-	-	-	-	-	-	-	-	0	2	0	3.76	15	26.1	29	11
August	1	1	0	4.24	3	17.0	20	8	1	1	0	2.72	22	43.0	41	13
September	0	1	0	3.93	4	18.1	17	8	1	3	0	4.79	24	35.2	42	19
October	-	-	-	-	-	-	-	-	0	0	0	0.00	3	5.1	2	0
Longest winning streak--1 game (August 26)									1 game (1992 & 1993)							
Longest losing streak--1 game (twice)									3 games (1992)							

1993 Starts By Batting Order

- 1st:** Jose-83; McRae-44; Gagne-14; Miller-10; Koslofski-6; Gwynn-5.
- 2nd:** McRae-102; Gagne-14; Joyner-13; McReynolds-9; Jose-6; Pulliam-5; Gwynn-4; Brooks-3; Wilson-2; Hiatt-1; Lind-1; Miller-1; Wilkerson-1.
- 3rd:** Brett-138; Joyner-19; McRae-3; Brooks-1; McReynolds-1.
- 4th:** Macfarlane-73; Joyner-48; Jose-20; Gwynn-9; McReynolds-8; Hamelin-4.
- 5th:** Joyner-53; Gwynn-31; Gaetti-25; Macfarlane-22; Brooks-9; McReynolds-12; Mayne-4; Jose-3; Hamelin-2; Brett-1.
- 6th:** Gaetti-35; Mayne-32; Gwynn-27; McReynolds-27; Brooks-13; Jose-7; Pulliam-7; Gagne-4; Hamelin-4; Macfarlane-4; Joyner-1; Wilson-1.
- 7th:** Hiatt-41; McReynolds-34; Gagne-23; Mayne-15; Gaetti-14; Brooks-9; Miller-8; Wilson-5; Hamelin-4; Gwynn-3; Macfarlane-2; Pulliam-2; Jose-1; McRae-1.
- 8th:** Gagne-65; Lind-47; Hiatt-29; Mayne-8; Brooks-4; Wilson-3; Rossy-2; Wilkerson-2; Gaetti-1; Miller-1.
- 9th:** Lind-84; Gagne-28; Rossy-23; Howard-8; Miller-7; Wilkerson-5; Shumpert-3; Jose-2; Santovenia-2.

Batting-Pitching Qualifications

To qualify for the American League batting championship, a player must have 502 or more plate appearances. (This is equivalent to at least 3.1 for each of the 162 scheduled games.)

Pitchers must work 162 or more innings to qualify for the earned run average title.

#24 Brent Mayne, C



Ht.: 6-1 Wt.: 190
Bats: Left Throws: Right
Opening Day Age: 25
Born: 4-19-68 in Loma Linda, CA
Resides: Costa Mesa, CA
Full Name: Brent Danem Mayne
Children: Dylan (11-12-92)
Acquired: Selected in 1st round of
1989 June Free Agent Draft
Contract Status: 1st year of a 1-year
contract thru 1994
M.L. Service: 3 years, 18 days

1993 Notes: Brent earned the number one catching job in spring training and was the Royals' starting receiver in 22 of the first 31 games...hit in a 6-straight games from April 18-25, going 9-for-22, .409...was hitting .250 (18-for-72) with a home run and 8 RBI as the front-line backstop through May 12...relegated to a part-time role in the middle of May as Hal McRae inserted Mike Macfarlane into the starting lineup to add some offensive punch...finished the season with a .254 average in 71 games with 2 home runs and 22 RBI...hit in a career-high 7 straight games from June 2-24...matched his career highs with 3 hits and 3 RBI in the 1st game of the July 26 twinbill vs. Texas...also had 3-hit games at Baltimore on April 30 (including his first home run of the season off Ben McDonald) and at Boston on June 2...stroked his 1st career triple vs. Texas on May 7...2nd home run came at Chicago on August 14 off Alex Fernandez...threw out 13-of-60 runners attempting to steal (22 percent)...186 of his 205 at-bats came against righthanded pitching...batted .258 against righthanders and .211 against lefties...hit .333 (15-for-45) with runners in scoring position.

M.L. Career Notes: Brent owns 5 career home runs, 2 of which have been inside-the-park...belted a pinch hit home run, August 1, 1991 at Milwaukee...longest hitting streak is 7 games, set in 1993...has thrown out 47 of 180 runners trying to steal, 26 percent...599 of his 662 career at-bats have come against righthanded pitching.

1992--served as the Royals' backup catcher...tied his career high with a 3-hit game June 16 at Minnesota and matched his career high with a 3-RBI game at Detroit on August 30, despite collecting just 1 hit in the game, a single...threw out 12 of 39 runners attempting to steal (31 percent)...saw action in 8 games at 3rd base, taking 14 chances without an error in his 1st pro duty at the hot corner.

1991--became the number 1 catcher on July 15 when Mike Macfarlane was injured...belted a game-tying 2-run 8th inning pinch hit home run at Milwaukee on August 1 off Julio Machado for his 1st big league round tripper...his 2nd and 3rd home runs were both inside-the-park shots, August 22 vs. Texas and September 27 vs. California...became the 1st Royal since Jorge Orta in 1986 to hit 2 inside-the-park home runs in the same season...threw out 21-of-75 runners attempting to steal (28 percent)...hit .349 with runners in scoring position.

1990--contract was purchased by Kansas City September 16...made his Major League debut September 18 at Minnesota...collected his 1st big league hit and 1st big league RBI that night on a single off Scott Erickson...played in 5 games at the big league level logging a .231 average...threw out 1 of 6 runners trying to steal.

MAYNE Continued

Minor League & Miscellaneous Notes: Brent was the Royals' top selection in the 1989 June Free Agent Draft, 13th overall...scouted by Floyd Chandler...was the 3rd catcher (1st collegiate) selected...was the 2nd catcher taken in the 1st round in Royals' history (Rex Goodson-1970)...assigned to Baseball City...was hitting .542 in 7 games when he suffered a lower back strain...went on the DL July 24 for the rest of the season...hit .267 for Memphis in 1990, the Southern League Champions...graduated from Costa Mesa (CA) High in 1986...played baseball and basketball...played for his father, Mike, at Orange Coast (CA) JC for 1 season before transferring to Cal State-Fullerton...as a sophomore hit .393 as the Titans qualified for the 1988 College World Series...tied a school record with 10 consecutive hits...hit .350 with 5 HR and 40 RBI as a junior...fanned 36 times in 474 plate appearances as a collegian.

YEAR CLUB	AVG.	G	AB	R	H	2B	3B	HR	RBI	BB	SO	SB
1989 Baseball City	.542	7	24	5	13	3	1	0	8	0	3	0
1990 Memphis	.267	115	412	48	110	16	3	2	61	52	51	5
KANSAS CITY	.231	5	13	2	3	0	0	0	1	3	3	0
1991 KANSAS CITY	.251	85	231	22	58	8	0	3	31	23	42	2
1992 KANSAS CITY	.225	82	213	16	48	10	0	0	18	11	26	0
1993 KANSAS CITY	.254	71	205	22	52	9	1	2	22	18	31	3
M.L. Totals	.243	243	662	62	161	27	1	5	72	55	102	5

1989 Selected by Royals in 1st round (13th pick) of June Free Agent Draft, scouted by Floyd Chandler.

CAREER FIELDING

POSITION	PCT.	G	PO	A	E	TC	DP
Catcher	.990	215	1087	91	12	1190	6
3rd Base	1.000	8	4	10	0	14	1

VS. AMERICAN LEAGUE

	1993								CAREER							
	AVG.	G	AB	R	H	HR	RBI	AVG.	G	AB	R	H	HR	RBI		
Season	.254	71	205	22	52	2	22	.243	243	662	62	161	5	72		
Home	.320	34	97	9	31	0	9	.272	125	346	32	94	2	37		
Road	.194	37	108	13	21	2	13	.212	118	316	30	67	3	35		
Baltimore	.353	6	17	2	6	1	3	.235	17	51	4	12	1	8		
Boston	.385	5	13	1	5	0	2	.281	16	32	1	9	0	2		
California	.500	5	10	2	5	0	0	.300	19	40	4	12	1	2		
Chicago	.308	6	13	1	4	1	1	.227	18	44	3	10	1	4		
Cleveland	.150	7	20	2	3	0	1	.193	20	57	5	11	0	2		
Detroit	.000	5	17	0	0	0	1	.233	14	43	6	10	0	6		
Kansas City	-	-	-	-	-	-	-	-	-	-	-	-	-	-		
Milwaukee	.273	3	11	0	3	0	0	.315	16	54	3	17	1	9		
Minnesota	.273	7	22	4	6	0	2	.262	22	65	8	17	0	5		
New York	.125	2	8	2	1	0	1	.188	17	48	5	9	0	6		
Oakland	.250	6	12	1	3	0	0	.271	26	70	10	19	0	5		
Seattle	.214	5	14	1	3	0	1	.235	15	34	2	8	0	2		
Texas	.308	7	26	4	8	0	8	.271	23	59	8	16	1	15		
Toronto	.227	7	22	2	5	0	2	.169	20	65	3	11	0	6		
Before ASG	.262	41	126	13	33	1	12	.261	104	284	25	74	1	26		
After ASG	.241	30	79	9	19	1	10	.230	139	378	37	87	4	46		
vs. LHP	.211	-	19	-	4	0	1	.143	-	63	-	9	0	5		
vs. RHP	.258	-	186	-	48	2	21	.254	-	599	-	152	5	67		
Pinch Hitter	.250	4	4	1	1	0	0	.269	28	26	3	7	1	4		
Desig. Hitter	.000	1	4	0	0	0	0	.200	2	5	1	1	0	1		
April	.283	16	53	8	15	1	6	.256	28	82	10	21	1	9		
May	.138	10	29	2	4	0	2	.215	26	65	3	14	0	5		
June	.412	12	34	3	14	0	4	.330	36	97	12	32	0	10		
July	.129	10	31	2	4	0	5	.246	43	142	7	35	0	15		
August	.182	7	22	2	4	1	2	.198	46	116	14	23	3	18		
September	.310	14	29	4	9	0	2	.226	55	137	11	31	1	14		
October	.286	2	7	1	2	0	1	.217	9	23	5	5	0	1		

Longest hitting streak--7 games (June 2-24)

7 games (1993)

MAYNE'S BESTS

	Season		Game
AVG.	.254--1993	H	3--6 times, last vs. Tex.,
H	58--1991		7-26-93 (Gm. 1)
HR	3--1991	HR	1--5 times, last at Chi., 8-14-93
RBI	31--1991	RBI	3--4 times, last vs. Tex.,
SB	3--1993		7-26-93 (Gm. 1)
Hit Strk.	7--1993	SB	1--5 times, last at Tex., 6-29-93

#37 Russ McGinnis, C/INF

(Non-Roster Player)



Ht.: 6-3 Wt.: 225
Bats: Right Throws: Right
Opening Day Age: 30
Born: 6-18-63 in Coffeyville, KS
Resides: Phoenix, AZ
Full Name: Russell Brent McGinnis
Acquired: Signed as a minor league free agent, 12-21-92
Contract Status: 1st year of a 1-year contract thru 1994
M.L. Service: 29 days (Rookie)

1993 Notes: Russ was a non-roster invitee to the big league spring training camp...spent the entire season at Triple-A Omaha in the American Association...hit .291 in 78 games with 16 home runs and 54 RBI...played 45 games at 3rd base (.959 fielding pct.), 14 games at 1st base (.979) and 8 games behind the plate (1.000)...threw out 3 of 11 (27 percent) baserunners attempting to steal.

1992--spent most of the season with the Texas Rangers' Triple-A club at Oklahoma City, but also made his Major League debut with the Rangers...played in 14 games for Texas, hitting at a .242 clip...contract was purchased from Oklahoma City on June 3...started 8 games at catcher, 2 at 1st base and 1 at 3rd base...made his Major League debut on June 3 vs. the New York Yankees...started behind the plate and singled in 2 at bats...1st hit came off Greg Cadaret...picked up his 1st RBI the next day vs. Minnesota...top game came June 15 at California when he logged his only multi-hit game, garnering a single and a double with an RBI in 4 at bats...hit safely in his first 4 games, going 4-for-9, but was 4-for-24 in his final 10 contests...designated for assignment on June 27 and outrighted to Oklahoma City on July 1.

Minor League & Miscellaneous Notes: Russ was selected by the Milwaukee Brewers organization in the 14th round of the 1985 June Free Agent Draft...signed by Paul Tretiac...traded to the Oakland organization on June 29, 1987 in a deal for pitcher Bill Mooneyham...was on Oakland's 40-man roster in the spring of 1989 and was a non-roster invitee in 1988 and 1990...tied for 8th in the Pacific Coast League in walks at Tacoma in 1990... selected by the Cubs in the Minor League Draft on December 4, 1990...went to the Major League spring training camp with Chicago...spent all of the '91 campaign at Iowa...tied for 5th in the American Association in homers (15)...led Iowa in homers, RBI and walks...had a 5-hit game July 5 vs. Oklahoma City...signed by the Texas organization as a free agent on December 2, 1991...hit .264 in 99 games at the Triple-A level in 1992, helping the 89ers to their 1st American Association championship...belted 18 home runs with 51 RBI...led the league with a .414 on-base percentage...played baseball, football and basketball at Sooner High School in Bartlesville, OK, graduating in 1981...was graduated from the University of Oklahoma in 1985 after playing baseball all 4 years...earned All-Big Eight Conference honors twice and was also a 2-time selection to the Big Eight's all-academic squad.

MCGINNIS Continued

YEAR CLUB	AVG.	G	AB	R	H	2B	3B	HR	RBI	BB	SO	SB
1985 Helena	.307	48	150	33	46	7	0	5	38	31	19	2
1986 Beloit	.247	124	413	52	102	24	2	16	59	52	79	5
1987 Beloit	.307	51	189	34	58	10	0	13	35	19	36	1
Modesto	.255	47	165	24	42	9	0	8	31	23	33	1
1988 Huntsville	.260	23	77	9	20	9	0	2	15	7	13	1
Tacoma	.253	63	186	25	47	13	1	2	21	21	38	1
1989 Tacoma	.276	100	380	42	105	25	0	7	60	45	78	0
1990 Tacoma	.248	110	359	57	89	19	1	13	77	75	70	2
1991 Iowa	.281	111	374	70	105	18	2	15	70	63	68	3
1992 Oklahoma City	.264	99	330	63	87	19	1	18	51	79	52	0
Texas	.242	14	33	2	8	4	0	0	4	3	7	0
1993 Omaha	.291	78	275	53	80	20	2	16	54	42	44	1
M.L. Totals	.242	14	33	2	8	4	0	0	4	3	7	0

1985 Selected by Milwaukee Brewers in 14th round of June Free Agent Draft, signed by Paul Tretiac.

1987 Obtained by Oakland Athletics in exchange for pitcher Bill Mooneyham, June 29.

1990 Selected by Chicago Cubs in Minor League Draft, December 4.

1991 Signed by Texas Rangers as a free agent, December 2.

1992 Signed by Royals as a free agent, December 21.

CAREER FIELDING

POSITION	PCT.	G	PO	A	E	TC	DP
Catcher	1.000	10	40	3	0	43	2
1st Base	1.000	2	4	0	0	4	1
3rd Base	1.000	2	1	1	0	2	0

VS. AMERICAN LEAGUE CAREER

	AVG.	G	AB	R	H	HR	RBI
Season	.242	14	33	2	8	0	4
Home	.238	9	21	1	5	0	3
Road	.250	5	12	1	3	0	1
Baltimore	-	-	-	-	-	-	-
Boston	.000	1	1	0	0	0	0
California	.286	3	7	0	2	0	1
Chicago	-	-	-	-	-	-	-
Cleveland	-	-	-	-	-	-	-
Detroit	.500	1	2	1	1	0	0
Kansas City	-	-	-	-	-	-	-
Milwaukee	-	-	-	-	-	-	-
Minnesota	.333	2	6	0	2	0	2
New York	.500	1	2	1	1	0	0
Oakland	.000	1	3	0	0	0	0
Seattle	.143	3	7	0	1	0	1
Texas	-	-	-	-	-	-	-
Toronto	.200	2	5	0	1	0	0
East	.300	5	10	2	3	0	0
West	.217	9	23	0	5	0	4
Before ASG	.242	14	33	2	8	0	4
After ASG	-	-	-	-	-	-	-
vs. LHP	.240	-	25	-	6	0	2
vs. RHP	.250	-	8	-	2	0	2
Pinch Hitter	.000	2	2	0	0	0	0
Desig. Hitter	-	-	-	-	-	-	-
April	-	-	-	-	-	-	-
May	-	-	-	-	-	-	-
June	.242	14	33	2	8	0	4
July	-	-	-	-	-	-	-
August	-	-	-	-	-	-	-
September	-	-	-	-	-	-	-
October	-	-	-	-	-	-	-
Longest hitting streak--4 games (June 3-8)							

MCGINNIS' BESTS

	Season
AVG.	.242--1992
H	8--1992
HR	0
RBI	4--1992
SB	0
Hit Strk.	4--1992
	Game
H	2--at Cal., 6-15-92
HR	0
RBI	1-4 times, latest at Cal., 6-15-92
SB	0

Did You Know...

The National Baseball Hall of Fame and Museum, located in Cooperstown, New York, is open every day of the year except Thanksgiving, Christmas and New Year's. Hours are 9:00 a.m. to 9:00 p.m. from May 1 to October 31 and 9:00 a.m. to 5:00 p.m. from November 1 to April 30.

#56 Brian McRae, OF



Ht.: 6-0 Wt.: 185
Bats: Switch Throws: Right
Opening Day Age: 26
Born: 8-27-67 in Bradenton, FL
Resides: Leawood, KS
Full Name: Brian Wesley McRae
Married: Adrienne
Acquired: Selected in 1st round of
1985 June Free Agent Draft
Contract Status: 1st year of a 1-year
contract thru 1994
M.L. Service: 3 years, 58 days

1993 Notes: Brian put together an offensive campaign that matched his heralded play defensively and had his best big league season to date...despite a late-season slump, still finished the year with a .282 average with 12 home runs and 69 RBI...raised his batting average 59 points over his 1992 mark...batted .322 righthanded (64-for-199) with 5 home runs and 26 RBI and .264 lefthanded (113-for-428) with 7 home runs and 43 RBI...led the team and tied for 9th in the league with 177 hits...tied for 4th in the league with 9 triples, 4th with 627 at-bats, tied for 9th with 685 plate appearances and was 3rd in the A.L. with 14 sacrifice bunts, all team highs...established personal highs in hits, home runs, RBI and stolen bases...had the longest hitting streak on the club, hitting safely in 14 straight games from June 26-July 11...was 21-for-60, .350, during the hot stretch...also had an 11-game hitting streak from August 7-19, going 17-for-47, .362...average went over .300 on May 2 and stayed that way until August 29...led the club with 48 multiple-hit games including 15 3-hit contests...had a trio of 4-hit games: vs. Texas on May 7 (scoring 3 times), at Boston on June 2 (with a triple, home run and season-high 4 RBI) and vs. Detroit on July 11 (with a double, home run and 3 RBI)...scored a run in 6 straight games from April 21-26... had an RBI in 5 consecutive games, August 7-11...stole 23 bases, 2nd on the club, but was thrown out 14 times...was the Royals Player-of-the-Month in April and again in June...connected for an inside-the-park home run at Toronto on July 17...had 4 outfield assists while committing 7 errors...had just 6 errors in his previous 343 games in the outfield...ejected from the July 29 game vs. Texas...charged the Rangers' dugout after being hit by a pitch...hit .272 (40-for-147) with runners in scoring position.

M.L. Career Notes: Brian owns a career batting average of .260, hitting .295 against southpaws and .243 vs. righthanders...owns a .990 fielding percentage, committing 13 errors in 496 games...his 22-game hitting streak in 1991 is the 3rd longest streak in club history...is 4th in club history with 4 inside-the-park home runs and 9th with 26 triples...has 1 career grand slam and 1 two-home run game...recorded an unassisted double play on August 23, 1992 at Chicago, the first by an American League outfielder since Oakland's Bill North accomplished the feat on July 28, 1974...has earned 4 Royals Player-of-the-Month honors.

1992--fielded at a .993 clip in center field, 6th among all American League outfielders with just 3 errors in 430 opportunities...had the 5th highest number of chances among American League outfielders...logged a team-high 8 outfield assists...recorded an unassisted

MCRAE Continued

double play on August 23 at Chicago, the first by an American League outfielder since Oakland's Bill North accomplished the feat on July 28, 1974...batting average did not climb to .200 until June 5 and was not over .235 after Opening Day...raised his average from .168 on May 26 to .230 on June 27 by going .330 (33-for-100) over that month with 16 RBI...finished with the lowest batting average of any major leaguer to qualify for the batting title...belted 4 home runs of which 2 were of the inside-the-park variety...tied for the team lead with 5 triples and tied for 2nd on the club with 18 stolen bases.

1991--led the club in games played (152), at bats (629), runs (86), hits (164), triples (9) and stolen bases (20)...his triples total tied for the 6th highest total in the league while he recorded the 10th highest number of at-bats...put together the longest hitting streak of the season in the American League, a 22-game stretch from July 20-August 13 (34-for-93, .366), the 3rd longest streak in club history...earned Royals Player-of-the-Month honors in both May and August...stroked an inside-the-park home run on April 30 vs. Detroit...best single game came on July 14 at Detroit...belted 2 home runs including his 1st grand slam, and tallied a career-high 6 RBI...it was the 1st multi-home run game of his career...had a 4-hit game at Milwaukee July 31.

1990--made the jump from Double-A ball midway through the season and responded with a .286 average in 46 games at the big league level...contract was purchased by Kansas City on August 7...was put into the starting lineup that night in centerfield vs. Chicago...batting lefthanded, he tripled in his 1st major league at bat off the White Sox' Alex Fernandez...was 2-for-4 in his debut with a run scored and an RBI...stroked a single in his 1st at bat as a righthanded hitter in the big leagues off the White Sox' Greg Hibbard on August 8...became the 7th Royal rookie (1st since Bo Jackson) to collect a 4-hit game when he had 4 hits at Milwaukee on August 18...cracked 1st major league home run off Keith Comstock and drove in a career-best 4 RBI vs. Seattle, August 26.

Minor League & Miscellaneous Notes: Brian was the 17th player selected in the 1st round of the 1985 June Free Agent Draft...signed by Art Stewart...began his professional career with Sarasota in the Gulf Coast League in 1985...was 3rd in the league in stolen bases, tied for 4th in triples and was 4th in runs scored...in 1986, led the Northwest League in runs scored and topped Eugene in stolen bases...advanced to the Florida State League in 1987 and led Fort Myers in runs scored while finishing 3rd on the team in stolen bases...opened the 1988 season with Baseball City in the FSL...hit .308 in 30 games, was named Royals Minor League Player-of-the-Month for April and was promoted to the Double-A level with Memphis...stole 21 bases between the 2 stops...spent the entire 1989 season with Memphis, the Royals' Double-A affiliate in the Southern League...converted to the outfield after playing 2nd base throughout his career...tied for the league lead in at-bats...hit .405 (32-for-79) in the 1989 Florida Instructional League earning a spot on the Royals' 40-man winter roster for the 1st time in his career... earned the promotion in 1990 to the big leagues after hitting .268 with 10 home runs and 64 RBI for the Southern League Champion Memphis Chicks...was graduated from Blue Springs (MO) High in 1985 where he played baseball and football...batted .400 in his senior year and was successful in all 30 stolen base attempts...is the son of Royals Hall-of-Famer and current manager Hal McRae.

MCRAE Continued

YEAR CLUB	AVG.	G	AB	R	H	2B	3B	HR	RBI	BB	SO	SB
1985 Sarasota	.267	60	217	40	58	6	5	0	23	28	34	27
1986 Eugene	.268	72	306	*66	82	10	3	1	29	41	49	28
1987 Fort Myers	.252	131	481	62	121	14	1	1	31	22	70	33
1988 Baseball City	.308	30	107	18	33	2	0	1	11	9	11	8
Memphis	.201	91	288	33	58	13	1	4	15	16	60	13
1989 Memphis	.227	138	+533	72	121	18	8	5	42	43	65	23
1990 Memphis	.268	116	470	78	126	24	6	10	64	44	66	21
KANSAS CITY	.286	46	168	21	48	8	3	2	23	9	29	4
1991 KANSAS CITY	.261	152	629	86	164	28	9	8	64	24	99	20
1992 KANSAS CITY	.223	149	533	63	119	23	5	4	52	42	88	18
1993 KANSAS CITY	.282	153	627	78	177	28	9	12	69	37	105	23
M.L. Totals	.260	500	1957	248	508	87	26	26	208	112	321	65

*Led League +Tied for League Lead

1985 Selected by Royals in 1st round (17th pick) of June Free Agent Draft, signed by Art Stewart.

CAREER FIELDING

POSITION	PCT.	G	PO	A	E	TC	DP
Outfield	.990	496	1339	15	13	1367	5

VS. AMERICAN LEAGUE

Season	1993							CAREER						
	AVG.	G	AB	R	H	HR	RBI	AVG.	G	AB	R	H	HR	RBI
Season	.282	153	627	78	177	12	69	.260	500	1957	248	508	26	208
Home	.287	77	321	39	92	5	39	.271	253	977	130	265	11	117
Road	.278	76	306	39	85	7	30	.248	247	980	118	243	15	91
Baltimore	.362	11	47	7	17	2	6	.281	32	135	18	38	2	11
Boston	.245	12	49	9	12	3	8	.195	34	128	19	25	3	12
California	.366	11	41	2	15	1	5	.285	41	158	15	45	3	21
Chicago	.245	12	53	6	13	0	1	.265	42	166	21	44	0	9
Cleveland	.214	10	42	3	9	0	1	.278	39	158	16	44	1	16
Detroit	.352	12	54	7	19	1	5	.315	31	127	16	40	4	21
Kansas City	-	-	-	-	-	-	-	-	-	-	-	-	-	-
Milwaukee	.250	11	44	5	11	1	6	.271	41	155	21	42	2	15
Minnesota	.345	13	55	6	19	1	10	.335	44	176	21	59	3	27
New York	.220	12	50	6	11	0	6	.215	34	130	13	28	0	15
Oakland	.231	13	52	7	12	1	4	.217	40	161	24	35	2	13
Seattle	.289	12	45	5	13	0	9	.208	42	154	20	32	2	22
Texas	.319	12	47	7	15	0	3	.252	41	163	20	41	0	11
Toronto	.229	12	48	8	11	2	5	.240	39	146	24	35	4	15
Before ASG	.316	84	348	49	110	5	36	.269	245	962	126	259	11	101
After ASG	.240	69	279	29	67	7	33	.250	255	995	122	249	15	107
vs. LHP	.322	-	199	-	64	5	26	.295	-	638	-	188	11	78
vs. RHP	.264	-	428	-	113	7	43	.243	-	1319	-	320	15	130
Pinch Hitter	.000	3	3	0	0	0	0	.364	11	11	1	4	0	0
Desig. Hitter	-	-	-	-	-	-	-	-	-	-	-	-	-	-
April	.283	23	92	13	26	1	8	.214	59	220	23	47	3	22
May	.330	24	100	16	33	0	7	.272	77	305	40	83	3	33
June	.310	28	116	15	36	2	16	.287	81	327	47	94	3	37
July	.309	26	110	14	34	4	10	.281	79	324	44	91	6	32
August	.250	26	108	9	27	3	17	.259	93	359	46	93	5	41
September	.233	23	90	11	21	2	11	.243	100	379	43	92	3	39
October	.000	3	11	0	0	0	0	.186	11	43	5	8	3	4
Longest hitting streak--14 games (June 26-July 11)								22 games (1991)						

MCRAE'S BESTS

	Season		Game
AVG.	.282--1993	H	4--5 times, last vs. Det.,
H	177--1993		7-11-93
HR	12--1993	HR	2--at Det., 7-14-91
RBI	69--1993	RBI	6--at Det., 7-14-91
SB	23--1993	SB	2--4 times, last at Chi.,
Hit Strk	22--1991		5-27-93

#28 Rusty Meacham, RHP



Ht.: 6-2 Wt.: 175
Bats: Right Throws: Right
Opening Day Age: 26
Born: 1-27-68 in Stuart, FL
Resides: Palm City, FL
Full Name: Russell Loren Meacham
Acquired: Claimed on waivers from the Detroit Tigers, 10-23-91
Contract Status: 1st year of a 1-year contract thru 1994
M.L. Service: 2 years, 43 days

1993 Notes: Rusty was limited to just 21 big league innings as he suffered from a right elbow injury that put him on the disabled list twice...made the Royals' Opening Day roster and pitched 9 times in April...earned his 1st win of the season on April 27 against his former mates, the Detroit Tigers, with 2.0 innings of shutout relief...placed on the 15-day D.L. on May 1 with a strained right elbow...joined Triple-A Omaha on an injury rehab. assignment May 18...was 0-0 in 7 games with a 4.82 ERA for Omaha...reinstated to the Royals' active roster on June 4...won his 2nd game of the year June 6 vs. Milwaukee...made 6 appearances (including his final outing of the season, June 14 at Seattle) before soreness in the elbow, later diagnosed as a ligament tear, put him back on the D.L. June 15...remained disabled for the rest of the season...transferred to the 60-day D.L. on September 1...compiled a 2-2 record and 5.57 ERA in 15 games at the major league level...continued his rehab. in the Florida Instructional League where he did not allow a run in 7 games over 14 innings while giving up only 5 hits and a walk with 13 strikeouts.

M.L. Career Notes: Rusty owns a career record of 14-7 including a 9-1 mark in his home ballpark where he owns a 4.70 ERA...is 5-6 on the road despite a 2.18 ERA...has never allowed a run in 13 May games, tossing 21.2 scoreless innings...established the club's rookie record for appearances with 64 in 1992.

1992--may have been the most pleasant surprise for the Royals in 1992...slated to be Omaha's 5th starter, but had not yet made an appearance when he was recalled by Kansas City on April 14...quickly earned his way to the setup role for closer Jeff Montgomery by allowing 2 earned runs in his first 43.1 innings covering 28 games...walked just 5 batters in his first 44.2 innings...earned the club's Pitcher-of-the-Month honors in May...still had an ERA under 2.00 as late as August 1...finished 2nd on the club with a Royals' rookie record 64 appearances and was 2nd in the American League with 101.2 innings pitched as a reliever behind only Baltimore's Todd Frohwirth (106.0)...topped the league's relievers with 10 victories, the 2nd highest win total on the Royals' staff behind Kevin Appier...was 9th among A.L. relievers with 64 strikeouts...logged 1st career save at Boston on July 6 with 2.1 innings of 1-hit relief...other save came vs. Cleveland on July 18.

1991--made 10 appearances for Detroit...debut came vs. Cleveland June 29...earned the 9-4 win after tossing a career-high 7.0 innings in which he allowed 8 hits and 3 runs...fanned a career-high 5 batters in 4.1 innings vs. Texas on July 15...claimed by the Royals on waivers on October 23.

MEACHAM Continued

Minor League & Miscellaneous Notes: Rusty was selected by Detroit in the 33rd round of the 1987 June Free Agent Draft...won 9 of 10 decisions for Bristol in 1988, earning the Appalachian League MVP honors...led the league in wins and ERA...combined to win 15 games in 1989, tops in the Tiger system...helped lead London to the Eastern League title in 1990 with a 15-9 record and 3.13 ERA...his 15 wins paced the loop...tied for the league lead in shutouts and complete games...finished 2nd in innings pitched...named to the all-star team and was the starting hurler in the league's all-star game...has a minor league record of 48-27.

YEAR	CLUB	W-L	ERA	G	GS	CG	SHO	SV	IP	H	R	ER	BB	SO
1988	Fayetteville	0-3	6.20	6	5	0	0	0	24.2	37	19	17	6	16
	Bristol	*9-1	*1.43	13	9	2	2	0	75.1	55	14	12	22	85
1989	Fayetteville	10-3	2.29	16	15	2	0	0	102.0	103	33	26	23	74
	Lakeland	5-4	1.95	11	9	4	2	0	64.2	59	15	14	12	39
1990	London	*15-9	3.13	26	26	+9	+3	0	178.0	160	70	62	36	123
1991	Toledo	9-7	3.09	26	17	3	1	2	125.1	117	53	43	40	70
	Detroit	2-1	5.20	10	4	0	0	0	27.2	35	17	16	11	14
1992	KANSAS CITY	10-4	2.74	64	0	0	0	2	101.2	88	39	31	21	64
1993	KANSAS CITY	2-2	5.57	15	0	0	0	0	21.0	31	15	13	5	13
	Omaha	0-0	4.82	7	0	0	0	0	9.1	10	5	5	1	10
M.L. Totals		14-7	3.59	89	4	0	0	2	150.1	154	71	60	37	91

*Led League +Tied for League Lead

1987 Selected by Detroit Tigers in 33rd round of June Free Agent Draft.

1991 Obtained by Royals on waivers from Detroit, October 23.

CAREER FIELDING

POSITION	PCT.	G	PO	A	E	TC	DP
Pitcher	.978	89	19	26	1	46	2

VS. AMERICAN LEAGUE

	1993								CAREER							
	W	L	S	ERA	G	IP	H	ER	W	L	S	ERA	G	IP	H	ER
Season	2	2	0	5.57	15	21.0	31	13	14	7	2	3.59	89	150.1	154	60
Home	2	1	0	5.94	12	16.2	24	11	9	1	1	4.70	50	84.1	97	44
Road	0	1	0	4.15	3	4.1	7	2	5	6	1	2.18	39	66.0	57	16
Baltimore	0	0	0	18.00	3	3.0	9	6	1	1	0	6.75	7	12.0	19	9
Boston	0	0	0	9.00	1	1.0	2	1	1	1	1	2.25	8	16.0	17	4
California	-	-	-	-	-	-	-	-	0	0	0	1.17	4	7.2	6	1
Chicago	0	1	0	4.50	1	2.0	4	1	1	1	0	5.06	5	10.2	11	6
Cleveland	-	-	-	-	-	-	-	-	2	1	1	2.35	9	15.1	14	4
Detroit	1	0	0	0.00	1	2.0	1	0	2	1	0	2.53	7	10.2	11	3
Kansas City	-	-	-	-	-	-	-	-	0	1	0	13.48	1	2.2	5	4
Milwaukee	1	0	0	0.00	2	2.0	1	0	1	0	0	5.68	5	6.1	8	4
Minnesota	0	1	0	1.50	3	6.0	6	1	3	1	0	1.77	13	20.1	19	4
New York	0	0	0	18.00	2	2.0	6	4	0	0	0	14.21	7	6.1	13	10
Oakland	-	-	-	-	-	-	-	-	1	0	0	2.00	4	9.0	7	2
Seattle	0	0	0	0.00	1	1.0	1	0	0	0	0	0.00	4	3.2	3	0
Texas	-	-	-	-	-	-	-	-	2	0	0	2.45	10	22.0	17	6
Toronto	0	0	0	0.00	1	2.0	1	0	0	0	0	3.52	5	7.2	4	3
Before ASG	2	2	0	5.57	15	21.0	31	13	8	4	1	2.79	53	90.1	87	28
After ASG	-	-	-	-	-	-	-	-	6	3	1	4.80	36	60.0	67	32
Starter	-	-	-	-	-	-	-	-	2	1	0	6.52	4	19.1	27	14
Reliever	2	2	0	5.57	15	21.0	31	13	12	6	2	3.16	85	131.0	127	46
April	1	1	0	5.14	9	14.0	19	8	1	1	0	3.80	14	21.1	25	9
May	-	-	-	-	-	-	-	-	3	0	0	0.00	13	21.2	11	0
June	1	1	0	6.43	6	7.0	12	5	3	2	0	3.58	20	32.2	33	13
July	-	-	-	-	-	-	-	-	2	3	2	4.76	21	39.2	49	21
August	-	-	-	-	-	-	-	-	3	1	0	2.29	11	19.2	21	5
September	-	-	-	-	-	-	-	-	1	0	0	7.54	9	14.1	15	12
October	-	-	-	-	-	-	-	-	1	0	0	0.00	1	1.0	0	0
Longest winning streak--2 games (April 27-June 6)									4 games (1992)							
Longest losing streak--1 game (twice)									2 games (1992)							

MEACHAM'S BESTS

	Season	Game
W	10--1992	Low Hit --
ERA	2.74--1992	SO 5--vs. Tex., 7-15-91
SV	2--1992	
IP	101.2--1992	
SO	64--1992	

#38 Bob Milacki, RHP

(Non-Roster Player)



Ht.: 6-4 Wt.: 230

Bats: Right Throws: Right

Opening Day Age: 29

Born: 7-28-64 in Trenton, NJ

Resides: Lake Havasu, AZ

Full Name: Robert Milacki

Married: Kimberly

Children: Brittany (5-19-90)

Acquired: Signed as a minor league free agent, 11-24-93

Contract Status: 1st year of a 1-year contract thru 1994

M.L. Service: 4 years, 16 days

1993 Notes: Bob was a non-roster invitee to the Oakland A's spring training camp...released in spring training and signed as a free agent by the Cleveland Indians on April 14...started the year at Triple-A Charlotte...was 4-3 with a 3.39 ERA in 21 games for the Knights...made 7 starts and also saved 4 games...contract was purchased by the Tribe on September 1...made his 1st start and appearance with the Indians on September 4 at New York, allowing 2 earned runs over 5.1 innings...was tagged with the loss as Cleveland was no-hit by Jim Abbott...defeated Baltimore on September 20, 6-4, for his 1st Major League win since September 1, 1992...finished with a 1-1 record and 3.38 ERA in 5 games with the Tribe including a pair of starts.

M.L. Career Notes: Bob owns a 38-38 career record with a 4.17 ERA in 126 Major League games...is a .500 pitcher both in his home park (18-18) and on the road (20-20)...has made 111 starts with 8 complete games and 5 shutouts.

1992--began the season in Baltimore's starting rotation...allowed the 1st home run ever hit in Camden Yards to Paul Sorrento on April 8...optioned to Rochester on July 15 with a 5-7 record and 6.34 ERA...returned in September...his 5.84 ERA was the highest among Major League pitchers who worked 90.0 or more innings.

1991--led the Orioles in wins, innings, and starts despite opening the season at Double-A Hagerstown and making his 1st start with Baltimore on May 20...on July 13 in Oakland he worked the first 6.0 innings in a combined no-hitter...he along with Mike Flanagan, Mark Williamson and Gregg Olson tossed the 1st O's no-hitter since Jim Palmer did so against the A's in 1969...it was only the 2nd time in Major League history a no-hitter was shared by 4 pitchers...the other occasion also involved the A's as Vida Blue, Glenn Abbott, Paul Lindblad and Rollie Fingers no-hit California on August 24, 1975.

1990--was the opening day starter at Kansas City but won only once in his first 10 starts...won consecutive starts May 29-June 3 but won only twice more the remainder of the season...went on the DL July 31 with a strained right shoulder.

1989--tied the A's Dave Stewart and KC's Mark Gubicza for the A.L. lead in games started...was the 1st rookie in 71 years to lead the A.L. in starts...was 1 start shy of the A.L. record for most starts by a rookie...his 243.0 innings were an Orioles' record for a rookie, and 5th overall in the league...led the O's staff in starts, innings, shutouts and strikeouts...won a career-high 14 games as he finished the season with a 5-game winning streak...on April 23 at

MILACKI Continued

Memorial Stadium vs. the Twins, became the 3rd Baltimore pitcher to face the minimum 27 batters in a 9-inning complete game beating the Twins with a 3-hitter.

1988--made 3 starts for Baltimore after being recalled on September 13...his 3 starts were the only games the O's won after September 11 (19 games)...made his debut at Detroit September 18...tossed a combined 1-hit 2-0 shutout...had a no-decision in his next start despite handing the bullpen the lead in the 9th inning... then in his 3rd and final start he shutout the Yankees on 3 hits with a career-high 10 strikeouts.

Minor League & Miscellaneous Notes: Bob was selected by the Baltimore Orioles in the 2nd round (secondary phase) of the 1983 June draft...had previously been drafted in the 1st round of the January, 1983 draft by San Diego...began his pro career at Hagerstown of the Carolina League in 1984...split the 1985 season between Hagerstown and Daytona Beach...logged 2 stints on the Disabled List...made 3 different stops in the Baltimore farm system in 1986...pitched the full 1987 season for Charlotte of the Southern League...on May 28 he carried a no-hitter into the 12th inning vs. Chattanooga...wound up with a 1-hitter in 13 innings to record the win...started the 1988 season in Charlotte then advanced to Rochester...combined for a 15-9 record earning a shot in the big leagues...was graduated from Lake Havasu (Arizona) High where he played football, basketball and baseball...was all-state in baseball...played 1 year at Yavapai Junior College in Prescott, AZ.

YEAR CLUB	W-L	ERA	G	GS	CG	SHO	SV	IP	H	R	ER	BB	SO
1984 Hagerstown	4-5	3.36	15	13	1	0	0	77.2	69	35	29	48	62
1985 Daytona Beach	1-4	3.99	8	6	2	0	0	38.1	32	23	17	26	24
Hagerstown	3-2	2.66	7	7	1	0	0	40.2	32	16	12	22	37
1986 Hagerstown	4-5	4.75	13	12	1	1	0	60.2	69	59	32	37	46
Miami	4-4	3.74	12	11	0	0	0	67.1	70	36	28	27	41
Charlotte	0-1	6.75	1	1	0	0	0	5.1	7	4	4	4	6
1987 Charlotte	11-9	4.56	29	24	2	0	1	148.0	168	86	75	66	101
1988 Charlotte	3-1	2.39	5	5	1	0	0	37.2	26	11	10	12	29
Rochester	12-8	2.70	24	24	11	3	0	176.2	174	62	53	65	103
Baltimore	2-0	0.72	3	3	1	1	0	25.0	9	2	2	9	18
1989 Baltimore	14-12	3.74	37	36	3	2	0	243.0	233	105	101	88	113
1990 Baltimore	5-8	4.46	27	24	1	1	0	135.1	143	73	67	61	60
1991 Hagerstown	3-0	1.06	3	3	0	0	0	17.0	14	3	2	3	18
Baltimore	10-9	4.01	31	26	3	1	0	184.0	175	86	82	53	108
1992 Rochester	7-1	4.57	9	9	3	0	0	61.0	57	33	31	21	35
Baltimore	6-8	5.84	23	20	0	0	1	115.2	140	78	75	44	51
1993 Charlotte	4-3	3.39	21	7	0	0	4	71.2	59	31	27	19	46
Cleveland	1-1	3.38	5	2	0	0	0	16.0	19	8	6	11	7
M.L. Totals	38-38	4.17	126	111	8	5	1	719.0	719	352	333	266	357

1983 Selected by Baltimore Orioles in secondary phase of June free agent draft.

1993 Signed by the Oakland Athletics as a free agent, January 28.

1993 Signed by the Cleveland Indians as a free agent, April 14.

1993 Signed by the Royals as a minor league free agent, November 24.

CAREER FIELDING

POSITION	PCT.	G	PO	A	E	TC	DP
Pitcher	.972	126	89	84	5	178	12

MILACKI'S BESTS

	Season		Game
W	14--1989	Low Hit	3, 4 times, last at Min.,
ERA	3.74--1989		6-30-90
SV	1--1992	SO	10--twice, last at Tor.,
IP	243.0--1989		9-4-91
SO	113--1989		
Win Streak	5--1989		

MILACKI Continued

VS. AMERICAN LEAGUE

Season	1993								CAREER							
	W	L	S	ERA	G	IP	H	ER	W	L	S	ERA	G	IP	H	ER
Season	1	1	0	3.38	5	16.0	19	6	38	38	1	4.17	126	719.0	719	333
Home	1	0	0	2.35	3	7.2	8	2	18	18	0	4.45	62	347.2	367	172
Road	0	1	0	4.32	2	8.1	11	4	20	20	1	3.90	64	371.1	352	161
Baltimore	1	0	0	9.00	1	1.0	2	1	1	0	0	9.00	1	1.0	2	1
Boston	0	0	0	1.80	1	5.0	5	1	1	3	0	4.47	8	44.1	47	22
California	-	-	-	-	-	-	-	-	2	2	0	2.92	8	52.1	53	17
Chicago	0	0	0	0.00	1	1.2	1	0	4	4	0	5.50	10	54.0	61	33
Cleveland	-	-	-	-	-	-	-	-	4	3	1	2.74	11	69.0	63	21
Detroit	-	-	-	-	-	-	-	-	6	7	0	4.44	17	95.1	74	47
Kansas City	-	-	-	-	-	-	-	-	2	1	0	3.68	8	51.1	50	21
Milwaukee	-	-	-	-	-	-	-	-	3	4	0	4.47	10	54.1	58	27
Minnesota	-	-	-	-	-	-	-	-	4	4	0	5.01	12	64.2	75	36
New York	0	1	0	3.38	1	5.1	6	2	5	2	0	3.43	12	78.2	76	30
Oakland	-	-	-	-	-	-	-	-	2	3	0	3.06	9	53.0	47	18
Seattle	-	-	-	-	-	-	-	-	1	1	0	8.27	5	20.2	28	19
Texas	0	0	0	6.00	1	3.0	5	2	1	1	0	4.46	7	38.1	46	19
Toronto	-	-	-	-	-	-	-	-	2	3	0	4.71	8	42.0	39	22
Before ASG	-	-	-	-	-	-	-	-	18	23	0	4.84	69	383.1	421	206
After ASG	1	1	0	3.38	5	16.0	19	6	20	15	1	3.41	57	335.2	298	127
Starter	0	1	0	2.61	2	10.1	11	3	36	38	0	4.18	111	675.1	673	314
Reliever	1	0	0	4.76	3	5.2	8	3	2	0	1	3.92	15	43.2	46	19
April	-	-	-	-	-	-	-	-	4	3	0	3.83	16	94.0	79	40
May	-	-	-	-	-	-	-	-	5	10	0	5.12	23	117.2	144	67
June	-	-	-	-	-	-	-	-	8	6	0	4.54	24	146.2	160	74
July	-	-	-	-	-	-	-	-	3	10	0	5.59	19	96.2	105	60
August	-	-	-	-	-	-	-	-	6	4	0	3.46	12	88.1	76	34
September	1	1	0	3.77	4	14.1	18	6	12	4	0	2.82	27	156.1	133	49
October	0	0	0	0.00	1	1.2	1	0	0	1	1	4.19	5	19.1	22	9
Longest winning streak--1 game (September 20)									5 games (1989)							
Longest losing streak--1 game (September 4)									4 games (twice)							

Behind the Scenes

George Toma has been in the grass business since 1944...beginning in Wilkes-Barre, PA. Toma worked in Buffalo and Charleston, WV before coming to Kansas City with the A's in 1957...took his current position with the Royals in 1969...also consults on various projects related to baseball in both the professional and amateur ranks...was the Groundskeeper for the Kansas City Chiefs between 1963 and 1990...as the Artificial and Natural Grass consultant for the NFL, Toma has been the Groundskeeper for all 28 Super Bowls and every Pro Bowl...supervises the field preparation for the American Bowls held each year in Tokyo, Berlin and Barcelona.

Kyle Reese begins his 2nd season with the Royals as a batting practice pitcher...a former minor league catcher, Reese was originally signed by the Atlanta Braves' organization as a free agent in 1987...Reese, 29, and his wife, Christina, reside in Hartwell, Georgia.

In his 18th season in the organization, **Nick Swartz** begins his 6th year in Kansas City and 4th as the Royals head trainer...graduated from Eastern Illinois University with a Bachelor's degree in Physical Education...moved up the ranks as the trainer at Sarasota, Fort Myers, Jacksonville and Omaha prior to his arrival in KC...has worked as a trainer in the winter leagues (1981, 1983), for Team USA in the Intercontinental Cup Games in 1987 and for the U.S. Baseball Federation squad in 1989...coordinated the 1st Olympic baseball trials in 1991...Swartz, 37, and his wife, CeeCee, reside in Grain Valley, MO...they have 2 children, Eric, Jr. and Ashlee.

Steve Morrow begins his 4th year as the club's assistant trainer...has been in the organization for 14 seasons, serving as the trainer at Charleston, Fort Myers, Memphis and Omaha before coming to Kansas City in 1991...a 38-year old native of St. Louis, MO, he received his Bachelor's degree in Education from Central Missouri State in 1977 and his Master's in Athletic Training from CMSU in 1978...he and his wife, Terri, and children, Stephanie and Christopher, live in Blue Springs, MO.

Mike Burkhalter begins his 3rd season as the Royals' equipment manager...the 27-year old Kansas City native had spent the previous 3 seasons as the Royals' Assistant Visiting Clubhouse Manager...a 1984 graduate of Lee's Summit (MO) High, Burkhalter earned his Bachelor's degree in Business Administration from the University of Kansas in 1988...he is single and lives in Kansas City, MO.

#16 Keith Miller, 3B



Ht.: 5-11 Wt.: 185
Bats: Right Throws: Right
Opening Day Age: 30
Born: 6-12-63 in Midland, MI
Resides: Leawood, KS
Full Name: Keith Alan Miller
Married: Stephanie
Children: Brittany (6-28-85) and
Bryar (1-25-92)
Acquired: Obtained with Kevin
McReynolds and Gregg Jefferies from
New York Mets in exchange for Bret
Saberhagen and Bill Pecota, 12-11-91
Contract Status: 1st year of a 1-year
contract thru 1994
M.L. Service: 5 years, 166 days

1993 Notes: Keith battled injuries during the entire season which limited him to just 37 games...plagued by a strained right shoulder and sore right elbow in spring training...was the Royals' Opening Day 3rd baseman and leadoff hitter...singled off Roger Clemens to open the season...later that afternoon he aggravated a groin injury that had also been bothering him since spring training...was placed on the Disabled List on April 6...activated from the DL on April 21... had 2 hits that night vs. Toronto, then went into an 0-for-25 slump... had 2 hits in back-to-back games May 9 vs. Texas and May 11 at Cleveland then went into a 3-for-30 slide...2 of his 3 RBI came in back-to-back games June 2 at Boston and June 3 vs. Milwaukee... suffered a torn ligament in his left thumb on June 4 vs. Milwaukee and was placed on the DL the next day...underwent surgery on June 9...began a rehab. assignment at Omaha on August 16...hit .292 in 6 games at the Triple-A level...recalled from his rehab. assignment and activated from the Disabled List on August 23... was 5-for-28 after his stay on the DL...stole 3 bases in 4 attempts... was 2-for-28 (.071) against lefthanders and 16-for-80 (.200) vs. righthanded pitching...sent to the Florida Instructional League following the season to get some at-bats and responded with a .362 average, 1 home run and 9 RBI in 17 games.

M.L. Career Notes: Keith has made 295 career starts defensively: 177 at 2nd base, 22 at 3rd base, 8 at shortstop, 27 in left field, 49 in center field and 12 in right field...he also has made 5 starts as the designated hitter...longest hitting streak is 11 games, set in 1991...has stolen 63 bases in 83 career attempts, a 76 percent success rate...over the last 4 seasons has hit at a .272 clip against righthanded pitching (160-for-589) and at a .255 average against southpaws (113-for-443)...has been on the major league disabled list 8 times in his career: once in 1987; twice in 1990; once in 1991; and twice in both 1992 and 1993.

1992--logged career bests in every offensive category despite 2 stints on the Disabled List...suffered a lower back strain, then fractured the tibial plateau and had a deep bone bruise in his left leg...still played in a career-high 106 games, hitting .284 with 57 runs and 38 RBI...belted his 1st American League home run off Pat Hentgen and scored a career-high 4 runs on April 26 at Toronto, the high mark by a Royal in 1992...set a personal high with a 4-RBI game vs. Minnesota on June 8...was the Royals top hitter among the regulars when batting with men in scoring position, hitting at a .341 clip (30-for-88).

MILLER Continued

1991--handed the starting 2nd base position for the New York Mets in the 2nd half of the season...made just 10 starts in the 1st half of the year and had a .364 average on July 17...had a career high 11-game hitting streak from September 21-October 4, hitting .372 (26-for-43) over that stretch...made 45 starts at 2nd base, 7 in leftfield, 9 in rightfield and 1 start at 3rd base...also appeared in 2 games in both centerfield and at shortstop...logged a stint in June on the Disabled List with a bruised right ankle.

1990--played 6 positions for the Mets: 2nd base, shortstop, 3rd base and all 3 outfield positions...had 2 stints on the Disabled List, once with a hamstring pull and the other with a lower back strain...stole 14 straight bases until being picked off August 5 at St. Louis.

1989--was with the Mets from May 18 to July 13 and from August 1 until the end of the year...started games at 4 positions: 17 games at 2nd base, 7 in centerfield, 4 at shortstop and 2 in rightfield.

1988--had 4 separate tours with the Mets...started 13 games, 6 at 2nd base, 4 at 3rd and 3 at shortstop...cracked 1st major league home run, a solo shot off Houston's Jim Deshaies on July 1 in the 2nd game of a twinbill.

1987--recalled from Tidewater on June 16...made major league debut that night, starting at 2nd base...went 2-for-4 in a 7-3 win at Montreal...1st hit was a 5th inning infield single off Bob Sebra...injured his right index finger that night...placed on the D.L. June 29 with strained ligaments in the finger...underwent surgery on October 7...the surgery to repair the torn ligaments was done by Mets' Associate Team Physician, Dr. Richard Eaton.

Minor League & Miscellaneous Notes: Keith was the Yankees' 2nd pick in the 1984 June Free Agent Draft...the contract was voided due to a pre-existing knee injury...signed by the Mets as a free agent Sept. 6, 1984...voted the Carolina League's Top Baserunner at Lynchburg (A) in 1985...selected to the league's Mid-Summer All-Star Game...rebounded from arthroscopic surgery on his left wrist in February to earn the Doubleday Award as the top player at Jackson in 1986...named to the Texas League's Mid-season All-Star Game, the post-season All-Star team and the 2nd baseman on the Topps Double-A All-Star squad...belted 2 homers on Opening Day 1987 for Tidewater vs. Rochester...was graduated from All Saints High in Bay City, MI in 1981...attended Oral Roberts...batted .319 and .365 his last 2 years at ORU...played in the Japan-USA Series and the Pan Am Games.

YEAR CLUB	AVG.	G	AB	R	H	2B	3B	HR	RBI	BB	SO	SB
1985 Lynchburg	.302	89	325	51	98	16	5	7	54	39	52	14
Jackson	.224	46	165	17	37	8	1	3	22	12	38	8
1986 Jackson	.329	94	353	80	116	23	4	5	36	62	56	23
1987 Tidewater	.248	53	202	29	50	9	1	6	22	14	36	14
New York (NL)	.373	25	51	14	19	2	2	0	1	2	6	8
1988 Tidewater	.281	42	171	23	48	11	1	1	15	12	19	8
New York (NL)	.214	40	70	9	15	1	1	1	5	6	10	0
1989 Tidewater	.266	48	184	33	49	8	2	1	15	18	24	12
New York (NL)	.231	57	143	15	33	7	0	1	7	5	27	6
1990 New York (NL)	.258	88	233	42	60	8	0	1	12	23	46	16
1991 New York (NL)	.280	98	275	41	77	22	1	4	23	23	44	14
1992 KANSAS CITY	.284	106	416	57	118	24	4	4	38	31	46	16
1993 KANSAS CITY	.167	37	108	9	18	3	0	0	3	8	19	3
Omaha	.292	6	24	2	7	1	1	0	2	0	2	1
N.L. Totals	.264	308	772	121	204	40	4	7	48	59	133	44
A.L. Totals	.260	143	524	66	136	27	4	4	41	39	65	19
M.L. Totals	.262	451	1296	187	340	67	8	11	89	98	198	63

1984 Signed by New York Mets as a free agent, September 6.

1991 Obtained by Royals with infielder Gregg Jefferies and outfielder Kevin McReynolds in exchange for pitcher Bret Saberhagen and infielder Bill Pecota, December 11.

MILLER Continued

CAREER FIELDING

POSITION	PCT.	G	PO	A	E	TC	DP
2nd Base	.969	222	430	511	30	971	105
3rd Base	.881	31	17	35	7	59	2
Shortstop	.925	22	24	25	4	53	5
Outfield	.977	124	255	3	6	264	2

VS. AMERICAN LEAGUE

	1993							CAREER						
	AVG.	G	AB	R	H	HR	RBI	AVG.	G	AB	R	H	HR	RBI
Season	.167	37	108	9	18	0	3	.260	143	524	66	136	4	41
Home	.162	27	74	7	12	0	2	.261	77	257	34	67	1	19
Road	.176	10	34	2	6	0	1	.258	66	267	32	69	3	22
Baltimore	.000	3	7	1	0	0	0	.222	13	45	4	10	0	1
Boston	.364	4	11	0	4	0	1	.333	11	45	4	15	0	8
California	.200	2	5	1	1	0	0	.209	11	43	6	9	0	0
Chicago	.250	3	8	1	2	0	0	.265	10	34	2	9	0	0
Cleveland	.500	2	6	1	3	0	0	.316	5	19	3	6	1	3
Detroit	.000	2	9	0	0	0	0	.176	8	34	4	6	0	1
Kansas City	-	-	-	-	-	-	-	-	-	-	-	-	-	-
Milwaukee	.143	7	21	2	3	0	1	.254	17	63	8	16	0	3
Minnesota	.000	4	9	0	0	0	0	.263	17	57	5	15	1	12
New York	.000	2	1	0	0	0	0	.333	14	54	10	18	0	3
Oakland	.000	1	4	0	0	0	0	.259	8	27	3	7	0	0
Seattle	.100	3	10	2	1	0	0	.227	13	44	6	10	0	3
Texas	.222	2	9	1	2	0	0	.172	8	29	4	5	1	4
Toronto	.250	2	8	0	2	0	1	.333	8	30	7	10	1	3
Before ASG	.163	22	80	6	13	0	3	.271	90	350	51	95	3	30
After ASG	.179	15	28	3	5	0	0	.236	53	174	15	41	1	11
vs. LHP	.071	-	28	-	2	0	0	.230	-	148	-	34	0	10
vs. RHP	.200	-	80	-	16	0	3	.271	-	376	-	102	4	31
Pinch Hitter	.000	6	5	0	0	0	0	.000	8	7	0	0	0	0
Desig. Hitter	.063	6	16	4	1	0	0	.100	7	20	4	2	0	0
April	.115	8	26	1	3	0	1	.250	28	100	10	25	1	3
May	.159	11	44	3	7	0	0	.242	23	95	12	23	1	8
June	.300	3	10	2	3	0	2	.273	29	110	20	30	1	15
July	-	-	-	-	-	-	-	.378	10	45	9	17	0	4
August	.167	5	12	0	2	0	0	.184	16	49	4	9	1	4
September	.188	10	16	3	3	0	0	.257	33	109	10	28	0	6
October	-	-	-	-	-	-	-	.250	4	16	1	4	0	1
Longest hitting streak--2 games (4 times)								7 games (1992)						

MILLER'S BESTS

	Season	H	Game
AVG.	.284--1992	H	4--several times, last at Bos., 7-8-92
H	118--1992	HR	1--several times last at Tex., 8-25-92
HR	4--1991 & 1992	RBI	4--vs. Min., 6-8-92
RBI	38--1992	SB	2--several times last at Det., 8-28-92
SB	16--1990 & 1992		
Hit Strk	11--1991		

Royals Rookie Season Batting Records

Games	161	Kevin Seitzer, 1987	Doubles	33	Kevin Seitzer, 1987
Average	.323	Kevin Seitzer, 1987	Triples	10	Tom Poquette, 1976
Slugging Pct.	.464	Kevin Seitzer, 1987	Home Runs	22	Bo Jackson, 1987
Runs	105	Kevin Seitzer, 1987	Extra Base Hits	56	Kevin Seitzer, 1987
Hits	207	Kevin Seitzer, 1987	RBI	83	Kevin Seitzer, 1987
Total Bases	301	Kevin Seitzer, 1987	Walks	80	Kevin Seitzer, 1987
Singles	151	Kevin Seitzer, 1987	Stolen Bases	46	Willie Wilson, 1978

Rookie Qualifications

A player shall be considered a rookie unless, during a previous season or seasons, he has (a) exceeded 130 at bats or 50 innings pitched in the major leagues; or (b) accumulated more than 45 days on the active roster of a major league club or clubs during the period of the 25-player limit (excluding time in military service).

#21 Jeff Montgomery, RHP



Ht.: 5-11 Wt.: 180
Bats: Right Throws: Right
Opening Day Age: 32
Born: 1-7-62 in Wellston, OH
Resides: Leawood, KS
Full Name: Jeffrey Thomas Montgomery
Married: Tina
Children: Ashleigh (9-11-86) and Connor (4-5-90)
Acquired: Obtained from Cincinnati Reds for Van Snider, 2-13-88
Contract Status: 2nd year of a 3-year contract thru 1995 with an option for 1996
M.L. Service: 6 years, 12 days

1993 Notes: Jeff was the Royals' and the league's top relief pitcher in 1993...tied Dan Quisenberry's club record and tied for the American League lead with 45 saves...won his 1st Roloids' Relief Man Award with 127 points...recorded a save in each of the season's final 2 games to edge Toronto's Duane Ward for the honors...was 9th in the league in appearances with 69...posted a win or save in 61.9 percent (52 of 84) of the Royals victories, the top mark in the American League...recorded his 45 saves in 51 opportunities, an 88 percent success ratio...had a stretch from May 25-August 9 when he converted a club record 24 consecutive save opportunities...the stretch started (May 25) and ended (August 13) in Chicago...the 24 straight saves matched San Francisco's Rod Beck for the longest in the majors in 1993 and for the 3rd longest single-season streak since blown saves were introduced in 1988...recorded his 42nd save on September 4, then had just 1 save in 3 opportunities through the rest of the month...won 3 consecutive games September 22-29...won Royals' Pitcher-of-the-Month honors 3 times (April, May and July) and twice was the monthly winner of the Roloids' Relief Man Award (May and July)...had a 12.0 inning scoreless stretch over 10 games from May 25-June 12 in which he allowed just 2 hits...had another 12.0 inning scoreless stretch from June 19-July 16 covering 9 games...walked just 2 batters while fanning 28 from May 29-August 8, a stretch of 33.2 innings...ERA was under 2.00 as late as September 8...was the Royals' lone representative in the All-Star Game held in Baltimore...pitched 1 perfect inning of relief in the American League victory...allowed 8 of 29 inherited runners to score.

M.L. Career Notes: Jeff has made 382 career appearances for Kansas City, 3rd on the Royals' all-time list behind Dan Quisenberry and Paul Splitterff...led the Royals in Roloids' points and saves in each of the past 5 years, logging a higher number of saves in each successive season...has increased his save total in each of the past 6 seasons (1988-1; 1989-18; 1990-24; 1991-33; 1992-39; 1993-45), joining Sammy Stewart as the only pitchers to accomplish the feat...owns 159 saves over the past 5 seasons, an average of 31.8 per year...his 160 saves as a Royal ranks 2nd on the club's all-time list behind Quisenberry while his 2.37 career ERA as a Royal is the best in club history for pitchers with at least 400 innings...has 160 saves as a Royal in 197 opportunities, an 81 percent success rate...his 160 career saves ranks in a tie for 23rd on the all-time list with Gregg Olson...has been the Royals' lone player representative in each of the past 2 All-Star games...established a club record by fanning at least 1 batter in 32 consecutive

MONTGOMERY Continued

relief outings during the 1989 campaign...has made 392 consecutive relief appearances since his only career start August 11, 1987 with Cincinnati vs. Los Angeles.

1992--recorded 39 saves (the 3rd highest total in the league) in 46 opportunities with a 2.18 ERA...his 85 percent success ratio ranked 7th in the league...notched 89 percent of the club's 44 saves...his 39 saves was the 3rd highest single season total in club history (Dan Quisenberry had 45 in 1983 and 44 in '84)...placed 4th in the Roloids' Relief Man standings with 93 points behind Dennis Eckersley, Rick Aguilera and Tom Henke (representing 3 of the league's top 4 teams)...finished each of the first 56 games in which he appeared and ended the season with 62 games finished, tying for 2nd in the league with Cleveland's Steve Olin, 3 behind Eckersley...earned Royals' Pitcher-of-the-Month honors in June after notching 11 saves, the most saves by any pitcher in the majors in that month since Roloids starting its monthly awards in 1982...named the A.L. Player-of-the-Week for June 1-7 when he tallied 4 saves...recorded saves in 6 straight outings June 2-10 and in 11 of 12 appearances from June 2-29 in which he did not allow a run on 7 hits in 14.1 innings...his 33 Roloids' points in June was the most points recorded by a reliever in 1 month in 1992 and tied for the 4th highest single month total on record...it was the 1st Roloids' monthly award of his career...was the Royals lone player representative in the All-Star Game held in San Diego...appeared in 50 of the club's 72 wins (69 percent)...entered a game prior to the 8th inning just once, May 27 at Detroit.

1991--was the Royals' closer in the bullpen, recording a 4-4 record with 33 saves and a 2.90 ERA in 67 games...named the Royals Roloids' Fireman-of-the-Year...his 33 saves came in 39 save opportunities...finished 5th in the American League in saves, tied for 10th in appearances and was 7th in games finished (55)...earned Royals' Pitcher-of-the-Month honors in April after going 5-for-5 in save situations...did not allow a run in 10 of his first 11 appearances...was successful in his 1st 9 save opportunities and was 14-for-15 through June 15...recorded saves in 7 consecutive outings from July 23-August 2...was successful in his final 8 save opportunities of the season and in 19 of his final 21 chances...allowed 4 earned runs in his final 41.1 innings, a 0.87 ERA...was 8-for-8 in save situations vs. Milwaukee.

1990--began the season as a setup man in the bullpen and finished the season as the club's closer...led the team with 24 saves, the league's 10th best mark...tied for 2nd with 73 appearances and was 4th with 59 games finished...tied for 5th in the league with 94.1 relief innings pitched and was 2nd with 94 relief strikeouts...paced the Royals' bullpen with 54 Roloids' relief points...successful in 24 of 34 save situations, but recorded his 24 saves in his final 30 opportunities...did not record his 1st save until May 22...for the 2nd straight season logged 16 saves after the All-Star break...fanned at least 1 batter in 23 straight relief appearances from May 7-July 3.

1989--led the club with 63 appearances and 50 Roloids' relief points...his 18 saves tied for the team lead...chosen as the Royals Pitcher-of-the-Month for May after logging a 4-0 record and 0.96 ERA...won a career-high 5 straight decisions from May 5 to July 8...logged 16 saves in 18 opportunities after the break...notched saves in 7 straight appearances from August 16-25 and was successful in 11 straight save situations from August 6 to September 9...allowed 91 runners (66 hits and 25 walks) in 92 innings while fanning 94 batters...lefthanders hit .211 against him, the 10th best mark in the league, while opponents overall hit just .198 off him.

MONTGOMERY Continued

1988--worked in middle relief and as the righthanded setup man... selected to *Baseball Digest's* All-Rookie team as a relief pitcher... saw action in 45 games, the 2nd most games on the club despite not joining the staff until June 3...made Royal debut vs. Seattle June 4...logged only save June 8 vs. Oakland...posted 1st win July 1 vs. Boston.

1987--pitched in 14 games for the Reds...made his debut August 1 against San Francisco...tossed 2 innings of shutout relief... earned his 1st Major League win the next day vs. the Giants... made his 1st Major League start at Los Angeles on August 11... worked 5 innings in losing a 7-2 decision.

Minor League & Miscellaneous Notes: Jeff was the Reds' 9th pick in the June 1983 Free Agent Draft...scouted by Martin Daily... named to the Pioneer League All-Star team in 1983...fanned 11 consecutive batters, a league record...shared the Florida State League lead with 14 saves in 1984, despite spending half the season in Double-A...led the Eastern League in appearances in 1985...became a starter with Denver in 1986 and shared the team lead with 11 wins...hurled for Nashville in 1987 and was leading the league with 117 strikeouts and a 3.82 ERA when he was promoted to the Reds on July 31...finished with the loop's 2nd best mark in average against (.252), 3rd in strikeouts and 4th in ERA...traded to the Royals for outfielder Van Snider February 13, 1988...opened 1988 with Omaha...logged a team-high 13 saves with a 1.91 ERA...fanned 36 batters in 28.1 frames before being promoted to KC...honored on the 1st team All-Ohio squads in both baseball and football while a prep at Wellston High...played baseball 3 years at Marshall University...selected as the Southern Conference's Freshman-of-the-Year in 1981...earned a Bachelor's degree in Computer Science.

YEAR CLUB	W-L	ERA	G	GS	CG	SHO	SV	IP	H	R	ER	BB	SO
1983 Billings	6-2	2.42	20	0	0	0	5	44.2	31	13	12	13	90
1984 Tampa	5-3	2.44	31	0	0	0	+14	44.1	29	15	12	30	56
Vermont	2-0	2.13	22	0	0	0	4	25.1	14	7	6	24	20
1985 Vermont	5-3	2.05	*53	1	0	0	9	101.0	63	25	23	48	89
1986 Denver	11-7	4.39	30	22	2	2	1	151.2	162	88	74	57	78
1987 Nashville	8-5	4.14	24	21	1	0	0	139.0	132	76	64	51	121
Cincinnati	2-2	6.52	14	1	0	0	0	19.1	25	15	14	9	13
1988 Omaha	1-2	1.91	20	0	0	0	13	28.1	15	6	6	11	36
KANSAS CITY	7-2	3.45	45	0	0	0	1	62.2	54	25	24	30	47
1989 KANSAS CITY	7-3	1.37	63	0	0	0	18	92.0	66	16	14	25	94
1990 KANSAS CITY	6-5	2.39	73	0	0	0	24	94.1	81	36	25	34	94
1991 KANSAS CITY	4-4	2.90	67	0	0	0	33	90.0	83	32	29	28	77
1992 KANSAS CITY	1-6	2.18	65	0	0	0	39	82.2	61	23	20	27	69
1993 KANSAS CITY	7-5	2.27	69	0	0	0	+45	87.1	65	22	22	23	66
A.L. Totals	32-25	2.37	382	0	0	0	160	509.0	410	154	134	167	447
N.L. Totals	2-2	6.52	14	1	0	0	0	19.1	25	15	14	9	13
M.L. Totals	34-27	2.52	396	1	0	0	160	528.1	435	169	148	176	460

*Led League +Tied for League Lead

ALL-STAR GAME RECORD

YEAR CLUB, SITE	W-L	ERA	G	GS	CG	SHO	SV	IP	H	R	ER	BB	SO
1992 A.L., S.D.	0-0	27.00	1	0	0	0	0	0.2	2	2	2	0	0
1993 A.L., Balt.	0-0	0.00	1	0	0	0	0	1.0	0	0	0	0	1
A.S.G. Totals	0-0	10.80	2	0	0	0	0	1.2	2	2	2	0	1

1983 Selected by Cincinnati in 9th round of June Free Agent Draft, scouted by Martin Daily.

1988 Obtained by Royals in exchange for outfielder Van Snider, February 13.

M.L. BATTING TOTALS

	AVG.	AB	H	HR	RBI
M.L. Totals	.000	2	0	0	0

MONTGOMERY Continued

CAREER FIELDING

POSITION	PCT.	G	PO	A	E	TC	DP
Pitcher	.966	396	46	66	4	116	3

VS. AMERICAN LEAGUE

Season	1993							CAREER								
	W	L	S	ERA	G	IP	H	ER	W	L	S	ERA	G	IP	H	ER
Home	5	4	16	2.49	33	43.1	30	12	24	15	79	2.13	202	274.1	226	65
Road	2	1	29	2.05	36	44.0	35	10	8	10	81	2.65	180	234.2	184	69
Baltimore	0	1	4	5.40	5	5.0	5	3	2	4	10	2.97	27	36.1	32	12
Boston	0	1	3	1.42	6	6.1	5	1	4	3	13	1.75	29	36.0	27	7
California	1	0	5	1.17	6	7.2	5	1	1	2	15	2.41	30	33.2	26	9
Chicago	0	1	4	3.48	7	10.1	8	4	2	4	12	3.89	32	44.0	43	19
Cleveland	1	0	1	3.86	4	4.2	5	2	6	0	10	1.70	24	37.0	28	7
Detroit	2	0	2	0.00	5	8.0	4	0	3	2	8	2.70	24	26.2	23	8
Kansas City	-	-	-	-	-	-	-	-	-	-	-	-	-	-	-	-
Milwaukee	0	0	4	0.00	5	5.0	0	0	3	1	18	1.58	32	45.2	26	8
Minnesota	0	1	6	0.90	7	10.0	6	1	1	2	16	1.38	34	45.2	39	7
New York	1	0	1	8.31	4	4.1	7	4	2	0	12	1.86	24	38.2	30	8
Oakland	1	0	4	1.08	6	8.1	4	1	1	3	10	2.95	33	39.2	32	13
Seattle	0	1	2	8.31	4	4.1	7	4	1	2	16	3.24	33	41.2	35	15
Texas	0	0	4	0.00	4	5.1	4	0	4	2	11	2.40	32	48.2	39	13
Toronto	1	0	5	1.13	6	8.0	5	1	2	0	9	2.04	28	35.1	30	8
Before ASG	3	2	25	1.80	38	50.0	35	10	17	15	72	2.48	194	272.0	222	75
After ASG	4	3	20	2.89	31	37.1	30	12	15	10	88	2.24	188	237.0	188	59
Starter	-	-	-	-	-	-	-	-	-	-	-	-	-	-	-	-
Reliever	7	5	45	2.27	69	87.1	65	22	32	25	160	2.37	382	509.0	410	134
April	1	1	6	2.08	10	13.0	10	3	5	6	13	2.39	45	60.1	53	16
May	1	1	10	2.95	14	18.1	16	6	8	5	24	2.63	58	85.2	64	25
June	0	0	7	0.69	10	13.0	7	1	0	3	29	2.81	66	89.2	79	28
July	1	0	8	0.66	10	13.2	7	1	6	3	32	1.52	70	106.1	76	18
August	0	3	10	3.38	14	16.0	12	6	7	5	36	2.33	73	85.0	58	22
September	4	0	2	3.75	9	12.0	13	5	6	3	24	2.78	66	77.2	75	24
October	0	0	2	0.00	2	1.1	0	0	0	0	2	2.08	4	4.1	5	1
Longest winning streak--4 games (September 10-29)									5 games (1989)							
Longest losing streak--3 games (August 13-28)									5 games (1992)							

MONTGOMERY'S BESTS

	Season	Game
W	7--1988, 1989 & 1993	Low-Hit --
ERA	1.37--1989	SO 5--twice, at Mil., 5-5-89 & at Cle. 5-7-90
SV	45--1993	
IP	94.1--1990	
SO	94--1989 & 1990	
Win Strk	5--1989	

1993 Individual Save Percentage

Pitcher	Saves	Blown Saves	Save Opp.	Pct.
Stan Belinda	0	1	1	.000
Billy Brewer	0	2	2	.000
Tom Gordon	1	5	6	.167
Mark Gubicza	2	1	3	.667
Jeff Montgomery	45	6	51	.882
Bill Sampen	0	4	4	.000
TEAM	48	19	67	.716

Save Rule

Saves shall be awarded to relief pitchers under the following criteria:

Rule (10.20) tells the official scorer to credit a pitcher with a save when he meets all three of the following conditions: (1) He is the finishing pitcher in a game won by his club; and (2) He is not the winning pitcher; and (3) He qualifies under one of the following conditions: (a) He enters the game with a lead of no more than three runs and pitches for at least one inning; or (b) He enters the game with the potential tying run either on base, or at bat, or on deck (that is, the potential tying run is either already on base or is one of the first two batsmen he faces); or (c) He pitches effectively for at least three innings.

#39 Rod Nichols, RHP

(Non-Roster Player)



Ht.: 6-2 Wt.: 190

Bats: Right Throws: Right

Opening Day Age: 29

Born: 12-29-64 in Burlington, IA

Resides: Columbus, GA

Full Name: Rodney Lea Nichols

Married: Sharon

Children: Katelyn (6-22-89) and
Christopher (8-21-90)

Acquired: Signed as a minor league
free agent, 1-26-94

Contract Status: 1st year of a 1-year
contract thru 1994

M.L. Service: 3 years, 111 days

1993 Notes: Rod was signed as a minor league free agent by the Los Angeles Dodgers on January 15...went to spring training camp as a non-roster invitee...began the season in Triple-A with Albuquerque...contract was purchased by Los Angeles on June 16...pitched in 4 games for the Dodgers, posting an 0-1 record and 5.68 ERA...only decision was a 6-3 extra inning loss at New York in the 2nd game of the July 8 doubleheader (1.0 IP, 3 H, 3 ER)...best outing was a 3.0 inning scoreless stint at New York on July 10...designated for assignment on July 15 and was outrighted to Albuquerque on July 23...logged an 8-5 record and 4.30 ERA in 21 games, all starts, for the Dukes in the Pacific Coast League...led the club in starts and was 2nd in wins and innings pitched (127.2)...his 4.30 ERA ranked 9th among the PCL leaders.

M.L. Career Notes: Rod has spent parts of the last 6 seasons at the big league level...owns a lifetime major league record of 11-31...spent his entire career in the Cleveland Indians' system until joining the Dodgers for the 1993 campaign.

1992--started the season in the Indians bullpen, appearing in 16 games...outrighted to Colorado Springs on May 26...contract was purchased by Cleveland on July 23...made 9 straight starts for the Tribe, going 2-1 with a 4.24 ERA...pitched 8 shutout innings and allowed but 2 hits vs. Kansas City on July 23 but did not figure in the decision in Cleveland's 1-0 14-inning victory...non-tendered a contract in December becoming a free agent.

1991--began the season on the Indians roster but did not appear in a game until May 5 in relief at Oakland...was the last player on a major league active Opening Day roster to appear in a game...lost his first 8 decisions over 13 games (10 starts) despite a 3.91 ERA...defeated the A's 2-1 at Oakland on July 17 on a 4-hitter for his 1st win of the season, snapping a personal 13-game losing streak which dated back to September 14, 1989...earned his 1st major league save on June 19 at Chicago, tossing 4 innings of 2-hit relief...threw a career-best 3-hit shutout on August 25 vs. the White Sox, winning 3-0.

1990--started the season with the Indians...optioned to Colorado Springs on April 28 with an 0-1 record and 8.53 ERA...recalled on July 17 and started in the 2nd game of the July 18 doubleheader vs. Oakland...optioned to Triple-A on July 26 where he remained for the rest of the season.

1989--began the season on the D.L. with bursitis in his right shoulder...reported to Triple-A on a rehab. assignment...reinstated

NICHOLS Continued

from the D.L. and optioned to Colorado Springs on June 12... recalled by the Indians on July 2...sent to Triple-A on July 16... recalled on July 28 between games of a doubleheader with Boston...started the 2nd game of that twinbill and won a 2-1 decision...fanned a career-high 10 batters on September 14 vs. Detroit.

1988--suffered a strained right pectoral muscle in the Indians' 1st intrasquad game on March 3...placed on the Disabled List on March 26...reinstated from the D.L. on May 12 and began the season in the minors...recalled by Cleveland on July 30...major league debut came on July 30 vs. Minnesota...pitched a 7-inning complete game in a rain-shortened 4-2 loss...picked up his 1st major league win on September 7 at New York, topping Tommy John by a 5-4 score...the Tribe scored a total of 11 runs in his 7 losses, including no runs in his last 3 starts.

Minor League & Miscellaneous Notes: Rod was selected by the Cleveland Indians in the 5th round of the 1985 June Free Agent Draft...began his professional career with Batavia in 1985...finished 7th in the New York-Penn League in strikeouts when he fanned 93 in 84.0 innings...won 8 games in 20 starts for Waterloo in 1986...tossed his 1st professional shutout on June 7, 1987 while pitching for Double-A Williamsport...spent nearly 5 weeks of the '87 campaign on the Disabled List with a sore shoulder...had arthroscopic surgery following the season performed by Dr. Thomas Anderson...made 3 stops in 1988, playing for Kinston, Colorado Springs and Cleveland...named the Pacific Coast League Pitcher-of-the-Week for July 9-15, 1990...tied for the PCL lead with 2 shutouts and led Colorado Springs with 12 victories and 74 strikeouts...played baseball at Highland High School in Albuquerque, NM...was a 3-year baseball letterman at the University of New Mexico...played Little League and American Legion baseball as a youngster.

YEAR CLUB	W-L	ERA	G	GS	CG	SHO	SV	IP	H	R	ER	BB	SO
1985 Batavia	5-5	3.00	13	13	3	0	0	84.0	74	40	28	33	93
1986 Waterloo	8-5	4.08	20	20	3	1	0	115.1	128	56	52	21	83
1987 Kinston	4-2	4.02	9	8	1	1	0	56.0	53	27	25	14	61
Williamsport	4-3	3.69	16	16	1	0	0	100.0	107	53	41	33	60
1988 Kinston	3-1	4.50	4	4	0	0	0	21.0	26	13	12	15	19
Colorado Springs	2-6	5.68	10	9	2	0	0	58.2	69	41	37	17	43
Cleveland	1-7	5.06	11	10	3	0	0	69.1	73	41	39	23	31
1989 Colorado Springs	8-1	3.58	10	10	2	1	0	65.1	57	28	26	30	41
Cleveland	4-6	4.40	15	11	0	0	0	71.2	81	42	35	24	42
1990 Cleveland	0-3	7.88	4	2	0	0	0	16.0	24	14	14	6	3
Colorado Springs	12-9	5.13	22	22	4	+2	0	133.1	180	84	76	48	74
1991 Cleveland	2-11	3.54	31	16	3	1	1	137.1	145	63	54	30	76
1992 Cleveland	4-3	4.53	30	9	0	0	0	105.1	114	58	53	31	56
Colorado Springs	3-3	5.67	9	9	1	0	0	54.0	65	39	34	16	35
1993 Albuquerque	8-5	4.30	21	21	3	1	0	127.2	132	68	61	50	79
Los Angeles	0-1	5.68	4	0	0	0	0	6.1	9	5	4	2	3
A.L. Totals	11-30	4.39	91	48	6	1	1	399.2	437	218	195	114	208
N.L. Totals	0-1	5.68	4	0	0	0	0	6.1	9	5	4	2	3
M.L. Totals	11-31	4.41	95	48	6	1	1	406.0	446	223	199	116	211

+Tied for League Lead

1985 Selected by Cleveland Indians in 5th round of June Free Agent Draft.

1993 Signed by Los Angeles Dodgers as a minor league free agent, January 15.

1994 Signed by Royals as a minor league free agent, January 26.

M.L. BATTING TOTALS

	AVG.	AB	H	HR	RBI
M.L. Totals	-	0	0	0	0

CAREER FIELDING

POSITION	PCT.	G	PO	A	E	TC	DP
Pitcher	.974	95	24	51	2	77	4

NICHOLS Continued

VS. AMERICAN LEAGUE

CAREER

	W	L	S	ERA	G	IP	H	ER
Season	11	30	1	4.39	91	399.2	437	195
Home	5	16	0	4.36	49	221.0	242	107
Road	6	14	1	4.43	42	178.2	195	88
Baltimore	1	1	0	2.09	9	43.0	32	10
Boston	2	2	0	3.53	7	35.2	41	14
California	1	1	0	3.78	4	16.2	20	7
Chicago	1	3	1	5.40	11	45.0	56	27
Cleveland	-	-	-	-	-	-	-	-
Detroit	1	2	0	4.29	7	21.0	21	10
Kansas City	0	3	0	3.65	5	24.2	21	10
Milwaukee	1	3	0	3.22	7	36.1	35	13
Minnesota	0	3	0	4.75	6	30.1	33	16
New York	2	0	0	5.61	6	25.2	29	16
Oakland	1	4	0	5.75	8	36.0	45	23
Seattle	0	2	0	4.75	6	30.1	41	16
Texas	1	2	0	7.63	5	15.1	21	13
Toronto	0	4	0	4.54	10	39.2	42	20
Before ASG	1	10	1	4.09	30	107.0	116	50
After ASG	10	20	0	4.46	61	292.2	321	145
Starter	9	23	0	4.53	48	288.1	318	145
Reliever	2	7	1	4.04	43	111.1	119	50
April	0	2	0	6.38	12	24.0	34	17
May	1	4	0	2.98	11	45.1	42	15
June	0	3	1	4.50	6	32.0	34	16
July	3	6	0	3.99	12	67.2	71	30
August	4	8	0	4.94	24	122.0	140	67
September	2	6	0	4.12	23	98.1	102	45
October	1	1	0	4.35	3	10.1	14	5

Longest winning streak--3 games (1989)

Longest losing streak--8 games (1991)

NICHOLS' BESTS

Season

W	4--1989 & 1992
ERA	3.54--1991
SV	1--1991
IP	137.1--1991
SO	76--1991

Game

Low Hit	3--vs. Chi., 8-25-91
SO	10--vs. Det., 9-14-89

Royals Home/Road Record

Year	Home	Road	Year	Home	Road
1969	36-45	33-48	1982	56-25	34-47
1970	35-44	30-53	1983	45-36	34-47
1971	44-37	41-39	1984	44-37	40-41
1972	44-33	32-45	1985	50-32	41-39
1973	48-33	40-41	1986	45-36	31-50
1974	40-41	37-44	1987	46-35	37-44
1975	51-30	40-41	1988	44-36	40-41
1976	49-32	41-40	1989	55-26	37-44
1977	55-26	47-34	1990	45-36	30-50
1978	56-25	36-45	1991	40-41	42-39
1979	46-35	39-42	1992	44-37	28-53
1980	49-32	48-33	1993	43-38	41-40
1981	19-28	31-25			

Royals At The All-Star Break

Year	Record	Pos.	GB	Year	Record	Pos.	GB
1969	41-55	6th	18.5	1982	47-37	2nd	1
1970	33-52	4th	22.5	1983	37-36	4th	4.5
1971	43-41	2nd	11.5	1984	39-44	5th	4
1972	44-45	4th	11	1985	44-42	3rd	7.5
1973	55-46	2nd	2.5	1986	40-48	4th	8.5
1974	47-47	3rd	7	1987	46-41	T2nd	2
1975	47-41	2nd	8.5	1988	46-41	3rd	7.5
1976	51-31	1st	+7	1989	49-37	3rd	3.5
1977	51-38	2nd	2.5	1990	36-45	7th	15.5
1978	44-40	2nd	1	1991	36-44	7th	9.5
1979	44-47	4th	1	1992	37-50	5th	16.0
1980	47-33	1st	+8.5	1993	44-42	2nd	1.0
1981	20-30	5th	12				

NOTE: **Bold Face** Denotes Western Division Championship Years.

#64 Les Norman, OF



Ht.: 6-1 **Wt.:** 185
Bats: Right **Throws:** Right
Opening Day Age: 25
Born: 2-25-69 in Warren, MI
Resides: Braidwood, IL
Full Name: Leslie Eugene Norman
Acquired: Selected in 25th round of 1991 June Free Agent Draft
Contract Status: 1st year of a 1-year contract thru 1994
M.L. Service: 0 days (Rookie)

1993 Notes: Les played for Memphis in the Double-A Southern League in 1993...selected as the Royals Minor League Player-of-the-Year after hitting .291 in 133 games with 17 home runs and 81 RBI...tied for 11th in the league in hitting while his RBI total was 5th in the Southern League...tied for 1st in extra base hits with 54 and was 5th in doubles with 32...played in the Double-A All-Star Game held in his home park in Memphis and earned "Star of Stars" honors...homered and drove in 2 runs in the contest...named to the post-season Southern League all-star squad at an outfield position...ranked high among all Royals' farmhands in most offensive categories including batting average (6th-.291), RBI (2nd-81), home runs (T3rd-17), doubles (3rd-32), triples (T7th-5) and slugging percentage (2nd-.483)...played for Chandler in the Arizona Fall League.

Minor League & Miscellaneous Notes: Les was the Royals' 25th round pick in the 1991 June Free Agent Draft...signed by Tony Levato...hit .245 in 30 games at Eugene in his 1st professional season in 1991...promoted to Appleton to begin the '92 season...selected to play in the Midwest League's mid-season all-star game...named the league's 9th best prospect by the managers in a poll conducted by *Baseball America* after hitting .376 with 47 RBI in 59 contests...promoted to Double-A Memphis on June 19 where he hit .273 over 72 games...is a .300 lifetime hitter in the minor leagues (322-for-1,075)...was graduated from Reed Custer High in Braidwood, IL in 1987...attended the College of St. Francis (IL) from 1988-91 where he was a 2-time all-American at the NAIA level.

YEAR	CLUB	AVG.	G	AB	R	H	2B	3B	HR	RBI	BB	SO	SB
1991	Eugene	.245	30	102	14	25	4	1	2	18	9	18	2
1992	Appleton	.376	59	218	38	82	17	1	4	47	22	18	8
	Memphis	.273	72	271	32	74	14	5	3	20	22	37	4
1993	Memphis	.291	133	484	78	141	32	5	17	81	50	88	11

1991 Selected by Royals in 25th round of 1991 June Free Agent Draft, signed by Tony Levato.

Royals Minor League Player-of-the-Year Winners

1986	Kevin Seitzer	1990	Jeff Conine
1987	Gary Thurman	1991	Doug Harris
1988	Tom Gordon	1992	Danny Miceli
1989	Harvey Pulliam	1993	Les Norman

#35 Hipolito Pichardo, RHP



Ht.: 6-1 Wt.: 185
Bats: Right Throws: Right
Opening Day Age: 24
Born: 8-22-69 in Esperanza, D.R.
Resides: Esperanza, D.R.
Full Name: Hipolito Antonio Pichardo
Married: Milagros
Children: Jonathan (7-16-89) and Christopher (9-28-93)
Acquired: Signed as a non-drafted free agent, 12-16-87
Contract Status: 1st year of a 1-year contract thru 1994
M.L. Service: 2 years, 0 days

1993 Notes: Hipolito spent the entire season on the major league roster, pitching primarily as a starter but also working 5 times in relief...was 7-8 with a 4.04 ERA in 30 games, making 25 starts...1st appearance came in relief due to the number of off days in April...made his 1st start vs. Minnesota on April 11...1st win came at Minnesota on April 18 in a 5-4 victory...won 3 of his first 4 and 4 of his first 6 decisions...made 16 straight starts until he was used out of the pen vs. Detroit on July 10 just before the All-Star break...first 6 outings after the break were as a starter...logged his 1st complete game of the season at Toronto on July 18 but lost the game 4-3 when Willie Canate homered leading off the bottom of the 9th...placed on the 15-day Disabled List on August 17 with right shoulder fatigue...reinstated from the DL on September 1...pitched in relief that day at Milwaukee...made a spot start for Kevin Appier on September 8 vs. Milwaukee...next 2 outings came in relief...moved back into the rotation for his final 2 starts of the season...tossed a rain-shortened complete game win over California on September 24...hurled 8 innings of 4-hit, 1-run ball in his last game vs. Cleveland on September 29 (1 day after his 2nd son was born)...allowed just 3 earned runs in his last 16.1 innings...opponents hit him at a .282 clip with lefthanders batting .303 (101-for-333) and righthander batting .259 (82-for-317)...Royals were 13-12 when he started and scored 107 runs in his 25 starts, an average of 4.3 runs per start...was 7-7 with a 4.00 ERA in 25 starts (155.1 IP, 170 H, 69 ER) and 0-1 with a 4.66 ERA in 5 relief appearances (9.2 IP, 13 H, 5 ER).

M.L. Career Notes: Hipolito is 16-14 with a 3.99 ERA in 2 big league seasons...has made 61 appearances, 49 as a starter...is 16-12 with a 3.94 ERA as a starter and 0-2 with a 4.70 ERA in 12 relief appearances.

1992--began the season at Double-A Memphis...recalled to Kansas City on April 16 after 2 starts in the Southern League...made his Major League debut vs. Baltimore on April 21, working 2.2 innings of relief...got his 1st big league start at Chicago on May 20...earned his 1st win that night (7-2) blanking the White Sox for 5.0 innings on 3 hits...remained in the starting rotation for the rest of the season...won 6 of 7 decisions from June 23-August 16...best outing came vs. Boston on July 21...fired the 14th 1-hitter in club history (a 2-out 6th inning double by Luis Rivera) and faced just 1 batter over the minimum in an 8-0 complete game shutout...retired the first 17 and the last 10 batters in order...finished the season with 9 wins (3rd on the club), 24 starts (2nd) and 143.2 innings (2nd)...KC scored 131 runs in his 24 starts or 5.6 runs/ start.

PICHARDO Continued

Minor League & Miscellaneous Notes: Hipolito was signed by Luis Silverio as a non-drafted free agent on December 16, 1987... pitched for San Francisco de Macoris in the Dominican Summer League in 1988...made 1 appearance in 1988 for Boardwalk (Gulf Coast-Rookie League)...hurled for Appleton (Midwest-A) in 1989, winning 5 of 9 decisions with a 2.97 ERA...missed the final month of the season with a sore right forearm...advanced to Baseball City (Florida State-A) for the 1990 campaign...logged 2 stints, April 23-May 2 and June 8-August 3 on the Disabled List with a strained back...posted a 3-11 record with a 4.27 ERA in 34 games for the Memphis Chicks in the Double-A Southern League in 1991... placed on the Royals' 40-man winter roster for the 1st time in his career following the season...graduated from Liceo Enriguillo High.

YEAR CLUB	W-L	ERA	G	GS	CG	SHO	SV	IP	H	R	ER	BB	SO
1988 Boardwalk	0-13	5.50	1	0	0	0	0	1.1	3	2	2	1	3
1989 Appleton	5-4	2.97	12	12	2	0	0	75.2	58	29	25	18	50
1990 Baseball City	1-6	3.80	11	10	0	0	0	45.0	47	28	19	25	40
1991 Memphis	3-11	4.27	34	11	0	0	0	99.0	116	56	47	38	75
1992 Memphis	0-0	0.64	2	2	0	0	0	14.0	13	2	1	1	10
KANSAS CITY	9-6	3.95	31	24	1	1	0	143.2	148	71	63	49	59
1993 KANSAS CITY	7-8	4.04	30	25	2	0	0	165.0	183	85	74	53	70
M.L. Totals	16-14	3.99	61	49	3	1	0	308.2	331	156	137	102	129

1987 Signed by Royals as a non-drafted free agent, December 16. Signed by Luis Silverio.

CAREER FIELDING

POSITION	PCT.	G	PO	A	E	TC	DP
Pitcher	.976	61	39	43	2	84	3

VS. AMERICAN LEAGUE

	1993								CAREER							
	W	L	S	ERA	G	IP	H	ER	W	L	S	ERA	G	IP	H	ER
Season	7	8	0	4.04	30	165.0	183	74	16	14	0	3.99	61	308.2	331	137
Home	4	4	0	3.90	17	90.0	105	39	9	6	0	3.92	33	165.1	180	72
Road	3	4	0	4.20	13	75.0	78	35	7	8	0	4.08	28	143.1	151	65
Baltimore	0	1	0	4.15	2	13.0	13	6	2	1	0	3.77	5	28.2	30	12
Boston	0	0	0	7.71	1	2.1	5	2	1	1	0	4.29	5	21.0	21	10
California	1	1	0	3.38	3	18.2	15	7	1	2	0	5.45	6	33.0	38	20
Chicago	0	1	0	4.38	3	12.1	15	6	1	2	0	3.63	5	22.1	23	9
Cleveland	1	0	0	3.18	3	22.2	13	8	2	0	0	2.39	6	37.2	24	10
Detroit	1	0	0	4.15	2	8.2	12	4	1	1	0	2.95	5	18.1	18	6
Kansas City	-	-	-	-	-	-	-	-	-	-	-	-	-	-	-	-
Milwaukee	0	1	0	4.32	4	16.2	24	8	0	2	0	3.97	5	22.2	33	10
Minnesota	1	0	0	3.75	2	12.0	9	5	1	0	0	3.00	3	18.0	13	6
New York	1	0	0	5.40	1	5.0	9	3	3	0	0	3.15	4	20.0	22	7
Oakland	1	0	0	3.72	2	9.2	16	4	1	0	0	5.91	3	10.2	19	7
Seattle	0	1	0	2.70	2	10.0	8	3	1	2	0	5.40	5	23.1	28	14
Texas	1	1	0	6.92	2	13.0	18	10	2	1	0	5.23	5	31.0	35	18
Toronto	0	2	0	3.43	3	21.0	26	8	0	2	0	3.27	4	22.0	27	8
Before ASG	4	5	0	4.06	18	106.1	112	48	7	9	0	3.88	35	176.1	183	76
After ASG	3	3	0	3.99	12	58.2	71	26	9	5	0	4.15	26	132.1	148	61
Starter	7	7	0	4.00	25	155.1	170	69	16	12	0	3.94	49	285.2	304	125
Reliever	0	1	0	4.66	5	9.2	13	5	0	2	0	4.70	12	23.0	27	12
April	1	1	0	4.28	5	27.1	30	13	1	1	0	4.65	7	31.0	34	16
May	2	1	0	4.26	5	31.2	37	15	3	3	0	3.92	13	57.1	59	25
June	1	2	0	4.55	5	31.2	31	16	3	3	0	3.71	10	60.2	60	25
July	1	3	0	4.67	6	34.2	44	18	3	4	0	3.42	11	68.1	72	26
August	1	0	0	2.70	3	16.2	16	5	4	1	0	4.73	9	45.2	51	24
September	1	1	0	2.74	6	23.0	25	7	2	2	0	4.14	11	45.2	55	21
October	-	-	-	-	-	-	-	-	-	-	-	-	-	-	-	-

Longest winning streak--2 games (May 7-13)

4 games (1992)

Longest losing streak--4 games (June 15-July 18)

4 games (1993)

PICHARDO'S BESTS

	Season		Game
W	9--1992	Low-Hit	1--vs. Bos., 7-21-92
ERA	3.95--1992	SO	5--3 times last: vs. Cal., 6-21-93
SV	0		
IP	165.0--1993		
SO	70--1993		
Win Strk	4--1992		

#65 Joe Randa, 3B



Ht.: 5-11 Wt.: 190
 Bats: Right Throws: Right
 Opening Day Age: 24
 Born: 12-18-69 in Milwaukee, WI
 Resides: Delafield, WI
 Full Name: Joseph Gregory Randa
 Acquired: Selected in 11th round of
 1991 June Free Agent Draft
 Contract Status: 1st year of a 1-year
 contract thru 1994
 M.L. Service: 0 days (Rookie)

1993 Notes: Joe spent the entire campaign with Memphis in the Double-A Southern League...hit .295 with 11 home runs and 72 RBI...tied for 9th in the league with his .295 batting average...played in the Double-A All-Star Game and was named to the Southern League's post-season all-star squad...ranked among the organization's minor league top 10 ten in average (3rd-.295), RBI (4th-72), doubles (4th-31), triples (7th-5) and slugging percentage (9th-.442)...voted as the Southern League's 9th best prospect by the league's managers in a survey conducted by *Baseball America*...added to the Royals' 40-man winter roster for the 1st time in his career following the season.

Minor League & Miscellaneous Notes: Joe was selected by the Royals in the 11th round of the 1991 June Free Agent Draft...signed by Wil Rutenschroer...earned unanimous MVP honors in the Northwest League while playing for Eugene in 1991...led the league in hits (93), total bases (150) and on-base percentage (.438)...finished 2nd in the league in home runs (11) and RBI (59), 3rd in batting average (.338), runs scored (53) and doubles (20) and 4th in at-bats (275)...also had the league's top fielding percentage among 3rd basemen...named to *Baseball America's* Northwest League and Short-Season All-Star teams and to the Topps Class-A Short Season/Rookie All-Star team...chosen the 2nd best prospect in the NWL by the league's managers in a *Baseball America* poll...promoted to Class-A Appleton to begin the 1992 season...hit .301 in 72 games...selected to the mid-season Midwest League All-Star Game...advanced to Baseball City in the Florida State League on July 4...participated in the Florida Instructional League following the season...is a career .303 hitter in the minor leagues (374-for-1,235)...was graduated from Kettle-Moraine High in Wales, WI in 1988...lettered in baseball, football, basketball and tennis...helped his baseball squad to the state title as a senior...attended Indian River Community College and the University of Tennessee.

YEAR CLUB	AVG.	G	AB	R	H	2B	3B	HR	RBI	BB	SO	SB
1991 Eugene	.338	72	275	53	*93	20	2	11	59	46	29	6
1992 Appleton	.301	72	266	55	80	13	0	5	43	34	37	6
Baseball City	.275	51	189	22	52	7	0	1	12	12	21	4
1993 Memphis	.295	131	505	74	149	31	5	11	72	39	64	8

*-Led League

1991 Selected by the Royals in 11th round of the June Free Agent Draft, signed by Wil Rutenschroer.

#32 Rico Rossy, INF

(Non-Roster Player)



Ht.: 5-10 Wt.: 175
Bats: Right Throws: Right
Opening Day Age: 30
Born: 2-16-64 in San Juan, P.R.
Resides: Bayamon, P.R.
Full Name: Elam Jose Rossy
Children: Ashley (6-28-92)
Acquired: Obtained from the Atlanta Braves in exchange for Bobby Moore, 12-10-91
Contract Status: 1st year of a 1-year contract thru 1994
M.L. Service: 1 year, 96 days

1993 Notes: Rico was on the major league roster most of the season...played in 46 games as a utility infielder, collecting 86 at-bats...batted at a .221 clip with a pair of homers and a dozen RBI... played in 24 games including 14 starts at 2nd base; 16 games including 2 starts at 3rd base and 11 games making 9 starts at shortstop...committed just 1 error, that coming at 2nd base...made the Opening Day roster...made 2 appearances before going on the DL with the chicken pox on April 15, retroactive to April 12... assigned on an injury rehab. to Omaha on April 22...reinstated from the DL and optioned to Omaha on April 27...hit .298 in 37 games for the O-Royals...recalled June 7...played that night at 2nd base and recorded his 1st hit of the season, a solo home run off the Yankees' Jeff Johnson...first 7 hits contributed 6 RBI and had 8 RBI on 12 hits through July 5...doubled and homered in 3 at-bats July 5 vs. Baltimore...the home run was an 8th inning blast off Brad Pennington that tied the score at 1 in a game KC eventually won... was hitting .274 as late as August 9...batted .217 (5-for-23) with runners in scoring position.

M.L. Career Notes: Rico has played 105 games at the big league level over the past 2 seasons and 110 games in his career...owns a lifetime .216 big league average with 3 home runs and 24 RBI.

1992--made his Royals' debut as a defensive replacement on April 24 at Toronto...collected 1st big league hit, an RBI double, in his 1st at-bat as a Royal on April 25 at Toronto off Jimmy Key... belted his 1st home run May 5 at Cleveland off Jack Armstrong... played in 59 games before being optioned to Omaha on July 26.

1991--contract purchased by Atlanta in September and logged 1 at bat in 5 games...made 3 appearances as a pinch runner including his Major League debut vs. San Diego September 11...only at bat came vs. Houston October 6, striking out as a pinch-hitter... traded to Kansas City following the season.

Minor League & Miscellaneous Notes: Rico was selected by Baltimore in the 30th round of the 1985 June draft...set career highs in games, average, at-bats, runs, hits and RBI with Charlotte in 1987...acquired by Pittsburgh with Terry Crowley, Jr., in exchange for Joe Orsulak on November 6, 1987...began the 1990 season with Buffalo before an April 30 trade to the Braves for Greg Tubbs...went to the Atlanta Braves spring training camp in 1991 as a non-roster invitee and opened the season at Triple-A Richmond...led Richmond in games, at-bats, runs, hits, doubles and walks...is a 1980 graduate of Frontier (IN) High School...graduated from Purdue in 1985...was All-Big Ten in baseball from 1982-85 and made the All-Midwest 2nd team in 1982.

ROSSY Continued

YEAR	CLUB	AVG.	G	AB	R	H	2B	3B	HR	RBI	BB	SO	SB
1985	Newark	.215	73	246	38	53	14	2	3	25	32	22	17
1986	Miami	.254	38	134	26	34	7	1	1	9	24	8	10
	Charlotte	.293	77	232	40	68	16	2	3	25	26	19	13
1987	Charlotte	.287	127	471	69	135	22	3	4	50	43	38	20
1988	Buffalo	.246	68	187	12	46	4	0	1	20	13	17	1
1989	Harrisburg	.252	78	238	20	60	16	1	2	25	27	19	2
	Buffalo	.193	38	109	11	21	5	0	0	10	18	11	4
1990	Buffalo	.176	8	17	3	3	0	1	0	0	4	2	1
	Greenville	.190	5	21	4	4	1	0	0	0	1	2	0
	Richmond	.232	107	380	58	88	13	0	4	32	69	43	11
1991	Richmond	.257	139	482	58	124	25	1	2	48	67	46	4
	Atlanta	.000	5	1	0	0	0	0	0	0	0	1	0
1992	Omaha	.316	48	174	29	55	10	1	4	17	34	14	3
	KANSAS CITY	.215	59	149	21	32	8	1	1	12	20	20	0
1993	KANSAS CITY	.221	46	86	10	19	4	0	2	12	9	11	0
	Omaha	.298	37	131	25	39	10	1	5	21	20	19	3
A.L. Totals		.217	105	235	31	51	12	1	3	24	29	31	0
N.L. Totals		.000	5	1	0	0	0	0	0	0	0	1	0
M.L. Totals		.216	110	236	31	51	12	1	3	24	29	32	0

1985 Selected by Baltimore Orioles in the 30th round of the June Free Agent Draft.

1987 Obtained by Pittsburgh Pirates with outfielder Terry Crowley, Jr. in exchange for outfielder Joe Orsulak, November 6.

1990 Obtained by Atlanta Braves in exchange for infielder Greg Tubbs, April 30.

1991 Obtained by the Royals in exchange for outfielder Bobby Moore, December 10.

CAREER FIELDING

POSITION	PCT.	G	PO	A	E	TC	DP
2nd Base	.989	27	33	54	1	88	12
3rd Base	.943	25	11	22	2	35	1
Shortstop	.966	63	71	156	8	235	45

VS. AMERICAN LEAGUE

	1993							CAREER						
	AVG.	G	AB	R	H	HR	RBI	AVG.	G	AB	R	H	HR	RBI
Season	.221	46	86	10	19	2	12	.217	105	235	31	51	3	24
Home	.298	28	57	8	18	2	12	.268	52	112	19	30	2	17
Road	.069	18	29	2	2	0	0	.171	53	123	12	21	1	7
Baltimore	.286	5	7	2	2	1	1	.273	7	11	3	3	1	2
Boston	.000	4	6	0	0	0	0	.242	15	33	6	8	0	4
California	.833	4	6	1	5	0	3	.500	7	14	1	7	0	4
Chicago	.400	4	5	1	2	0	0	.214	7	14	3	3	0	0
Cleveland	.222	3	9	0	2	0	1	.250	11	28	5	7	1	3
Detroit	.000	3	8	1	0	0	0	.063	7	16	2	1	0	0
Kansas City	-	-	-	-	-	-	-	-	-	-	-	-	-	-
Milwaukee	.000	1	3	0	0	0	0	.138	9	29	2	4	0	1
Minnesota	.000	2	0	0	0	0	0	.267	9	15	2	4	0	1
New York	.125	5	16	2	2	1	4	.083	9	24	2	2	1	4
Oakland	.143	5	7	1	1	0	2	.143	5	7	1	1	0	2
Seattle	.200	4	5	1	1	0	0	.250	5	8	1	2	0	0
Texas	.400	3	5	1	2	0	0	.214	6	14	1	3	0	0
Toronto	.222	3	9	0	2	0	1	.273	8	22	2	6	0	3
Before ASG	.267	20	45	3	12	2	8	.221	73	181	27	40	3	17
After ASG	.171	26	41	7	7	0	4	.204	32	54	10	11	0	7
vs. LHP	.333	-	27	-	9	2	6	.247	-	77	-	19	2	12
vs. RHP	.169	-	59	-	10	0	6	.203	-	158	-	32	1	12
Pinch Hitter	.500	2	2	1	1	0	0	.500	2	2	1	1	0	0
Desig. Hitter	-	-	-	-	-	-	-	-	-	-	-	-	-	-
April	.000	2	2	0	0	0	0	.071	7	14	0	1	0	1
May	-	-	-	-	-	-	-	.161	22	56	11	9	0	3
June	.320	12	25	2	8	1	6	.275	31	69	7	19	2	10
July	.233	14	30	4	7	1	3	.269	27	67	9	18	1	7
August	.158	11	19	2	3	0	2	.158	11	19	2	3	0	2
September	.100	7	10	2	1	0	1	.100	7	10	2	1	0	1
October	-	-	-	-	-	-	-	-	-	-	-	-	-	-

Longest hitting streak--5 games (July 26-August 9) 5 games (1993)

ROSSY'S BESTS

	Season	Game
AVG.	.221--1993	H 3--4 times, last vs. Cal., 6-24-93
H	32--1992	HR 1--3 times, last vs. Bal., 7-5-93
HR	2--1993	RBI 2--4 times, last vs. Oak., 8-8-93
RBI	12--1992 & 1993	SB 0
SB	0	
Hit Strk	5--1993	

#59 Scott Ruskin, LHP

(Non-Roster Player)



Ht.: 6-2 Wt.: 195

Bats: Right Throws: Left

Opening Day Age: 30

Born: 6-8-63 in Jacksonville, FL

Resides: Jacksonville, FL

Full Name: Scott Drew Ruskin

Acquired: Signed as a minor league free agent, 12-8-93

Contract Status: 1st year of a 1-year contract thru 1994

M.L. Service: 3 years, 30 days

1993 Notes: Scott spent most of the season with the Indianapolis Indians in the American Association...was a member of the Cincinnati Reds 40-man roster but was optioned to the Triple-A level on March 31...posted a 1-5 record and 5.14 ERA in 49 games at Indianapolis, but led the Association with 28 saves...was 2nd in the league in games finished with 42...was a September 4 call-up to Cincinnati...pitched in 4 games at the big league level, logging 1.0 inning with no decisions...allowed 3 hits, 2 walks and 2 runs, both earned, in the 4 contests.

M.L. Career Notes: Scott has logged 192 games at the major league level, all in the National League and all in relief...owns an 11-9 record with 8 saves and a 3.95 ERA.

1992--in his 1st season with Cincinnati, ranked 4th on the Reds in games pitched with 57, all in relief...won 4 straight decisions over a 3-month span (April 21-July 20)...scored on in only 2 of his 20 games from July 17-September 9, allowing just 3 earned runs in 19.1 innings (1.40 ERA)...had a 0.82 ERA in 8 August outings, yielding 1 run in 11 innings with 0 walks and 8 strikeouts.

1991--ranked 2nd on the Montreal Expos pitching staff in games with 64, all in relief, and tied for 3rd on the club with 6 saves...traded to Cincinnati with Dave Martinez and Willie Greene for John Wetteland and Bill Risley on December 11.

1990--earned a spot on Pittsburgh's Opening Day roster...recorded his 1st major league save on May 6 vs. Atlanta and his 1st win on June 7 at New York...was 2-2 with a 3.02 ERA and 2 saves in 44 games for the Pirates when he was traded to Montreal in a 4-player deal on August 8...went 1-0 with a 2.28 ERA in 23 games for the Expos...only decision with Montreal was a win over his former Pirates teammates on September 16 at Olympic Stadium...hurled 14.1 consecutive scoreless innings over 12 games from August 10-September 7.

Minor League & Miscellaneous Notes: Scott was drafted 4 times without signing before signing with the Pittsburgh Pirates in 1986 after being selected in the 3rd round of the June draft (secondary phase)...began his pro career as an outfielder and 1st baseman, playing 3 seasons (1986-88) in the Pirates system before switching to pitcher...hit .355 in 11 games for Bradenton in 1986...hit a combined .298 with 12 homers in 104 games for Class A Macon and Class A Salem in 1987...opened 1988 at Salem and hit .292 in 26 games, then moved up to Double-A Harrisburg and hit .223 in 90 games...began the conversion to pitcher during the 1988 Instructional League, showing an outstanding curveball, and

RUSKIN Continued

became a full-time pitcher the following year...struck out 92 batters in 84.2 innings for Salem in 1989, then was promoted to Harrisburg where he fanned 56 in 63.0 innings...after just 1 season of pitching in the minor leagues, earned a spot on Pittsburgh's 1990 Opening Day roster...graduated in 1981 from Sandalwood High in Jacksonville, where he was named All-State as a senior...was a pitcher and outfielder for 4 years at the University of Florida...named to the American Baseball Coaches Association All-America team as an outfielder in his junior and senior years.

YEAR CLUB	W-L	ERA	G	GS	CG	SHO	SV	IP	H	R	ER	BB	SO
1989 Salem	4-5	2.23	14	13	3	0	1	84.2	71	35	21	33	92
Harrisburg	2-3	4.86	12	10	2	0	0	63.0	64	38	34	32	56
1990 Pittsburgh/Mont.	3-2	2.75	67	0	0	0	2	75.1	75	28	23	38	57
1991 Montreal	4-4	4.24	64	0	0	0	6	63.2	57	31	30	30	46
1992 Cincinnati	4-3	5.03	57	0	0	0	0	53.2	56	31	30	20	43
1993 Indianapolis	1-5	5.14	49	2	0	0*	28	56.0	60	34	32	22	41
Cincinnati	0-0	18.00	4	0	0	0	0	1.0	3	2	2	2	0
M.L. Totals	11-9	3.95	192	0	0	0	8	193.2	191	92	85	90	146

YEAR CLUB	AVG.	G	AB	R	H	2B	3B	HR	RBI	BB	SO	SB
1986 Bradenton	.355	11	31	3	11	1	0	0	4	1	9	1
1987 Macon	.297	81	239	37	71	9	2	9	42	25	64	7
Salem	.301	23	83	16	25	3	1	3	11	11	20	10
1988 Salem	.292	26	96	16	28	8	2	4	16	10	26	6
Harrisburg	.223	90	309	27	69	14	3	3	32	23	99	11

*-Led League

1986 Selected by Pittsburgh Pirates in 3rd round of secondary phase of June free agent draft.

1990 Obtained by Montreal with infielder Willie Greene & player to be named (OF Moises Alou) for pitcher Zane Smith, August 8.

1991 Obtained by Cincinnati with outfielder Dave Martinez and infielder Willie Greene for pitchers John Wetteland and Bill Risley, December 11.

1993 Signed by the Royals as a minor league free agent, December 8.

M.L. BATTING TOTALS

	AVG.	AB	H	HR	RBI
M.L. Totals	.154	13	2	0	1

CAREER FIELDING

POSITION	PCT.	G	PO	A	E	TC	DP
Pitcher	.927	192	4	34	3	41	3

RUSKIN'S BESTS

	Season	Game
W	4--1991 & 1992	Low Hit
ERA	2.75--1990	SO
SV	6--1991	3--5 times, last vs. S.F.,
IP	75.1--1990	10-4-92
SO	57-1990	
Win Streak	4--1992	

Royals Pitchers With 10+ Strikeout Games

Name	Number	Top Game	Date/Opponent
Tom Gordon	8	13	4-20-91 at New York
Mark Gubicza	8	14	8-27-88 vs. Minnesota
Bret Saberhagen	7	13	9-30-89 at Oakland
Dennis Leonard	7	13	7-8-77 vs. Oakland
Bob Johnson	5	12	8-23-70 vs. Boston
Steve Busby	4	13	7-10-73 at Milwaukee
Kevin Appier	7	11	7-27-93 vs. Texas
Bill Butler	3	10	7-15-69 vs. Seattle
			7-20-69 at Chicago
			9-5-69 at Seattle
Danny Jackson	2	12	5-26-87 at Chicago
Charlie Leibbrandt	2	11	7-31-88 at Baltimore
Paul Spilltorff	2	10	9-5-72 at Texas
			9-16-73 at California
9 pitchers tied with	1		

#53 Nelson Santovenia, C

(Non-Roster Player)



Ht.: 6-3 Wt.: 210
Bats: Right Throws: Right
Opening Day Age: 32
Born: 7-27-61 in Pina Del Rio, Cuba
Resides: Miami, FL
Full Name: Nelson Gil Santovenia
Married: Nancy
Children: Nelson, Jr. (10-18-88) and Anthony (2-7-93)
Acquired: Signed as a minor league free agent, 1-4-93
Contract Status: 1st year of a 1-year contract thru 1994
M.L. Service: 3 years, 141 days

1993 Notes: Nelson spent the bulk of the season with the Royals' Triple-A club in Omaha...was a non-roster invitee to the big league camp after signing as a minor league free agent in January...reassigned to the minor league camp on March 27...hit .237 in 81 games at Omaha with 11 home runs and 42 RBI...threw out 22 of 56 runners attempting to steal, 39 percent...contract was purchased by Kansas City on September 1...played in 4 games with the Royals...debut came at Seattle on September 16...initial start with the Royals came vs. Cleveland on September 29...only hit was recorded at Texas on October 1, a single off Roger Pavlik...re-signed to a 1994 Omaha contract on November 16.

M.L. Career Notes: Nelson has logged nearly 4 years of Major League service time, mostly with the Montreal Expos...has logged Major League duty in each of the last 7 years.

1992--signed with the Chicago White Sox as a free agent on February 3...opened the season with Triple-A Vancouver...contract was purchased by Chicago on July 11...made his only start of the season that day at Boston and responded with a 2-run home run in his 1st American League at bat off John Dopson...only other appearance for the White Sox came as a defensive replacement in vs. Baltimore on July 22...optioned to Vancouver on July 26.

1991--hit .250 with 2 home runs and 14 RBI in 41 games for the Expos...made Montreal's Opening Day roster...optioned to Indianapolis on June 5...recalled from Indy on September 6...released by the Expos on December 9.

1990--was the Expos' Opening Day catcher...made 45 starts behind the plate...optioned to Indianapolis on May 14...recalled May 30...hit .294 in June including a 6-RBI performance vs. St. Louis June 8...played on the Disabled List on July 13 and underwent arthroscopic surgery to his left knee on July 21...returned to the active roster September 1 but did not play until September 13.

1989--a mid-season poll of managers in *Sports Illustrated* ranked him 3rd in the league among catchers...led all National League catchers with .74 assists per game...snapped Vince Coleman's M.L. record consecutive steals streak at 50 on July 28...had a career-high 9-game hitting streak from April 26-May 6.

1988--recalled from Indy May 9...began in a platoon situation but earned the starting spot...1st Major League hit came on May 10 vs. Atlanta's Tom Glavine...1st home run came on May 26 off San Diego's Lance McCullers.

1987--recalled from Jacksonville in September...Major League debut came September 16 vs. New York.

#4 Terry Shumpert, 2B



Ht.: 5-11 **Wt.:** 185
Bats: Right **Throws:** Right
Opening Day Age: 27
Born: 8-16-66 in Paducah, KY
Resides: Paducah, KY
Full Name: Terrance Damell Shumpert
Married: Dequita
Children: Tierra (5-10-93)
Acquired: Selected in 2nd round of 1987 June Free Agent Draft
Contract Status: 1st year of a 1-year contract thru 1994
M.L. Service: 2 years, 113 days

1993 Notes: Terry played a full season for the Triple-A Omaha Royals in the American Association...put together his best offensive numbers as a professional...hit at a .300 clip in 111 games with 14 home runs and 59 RBI...led the league in stolen bases with 36 while placing 9th in batting...tied for the team lead with 124 hits and was 2nd with 29 doubles...selected to play for the American League affiliate squad in the 6th annual Triple-A All-Star Game...voted the league's best baserunner in a poll of the managers conducted by *Baseball America*...recalled by Kansas City September 7...played in 8 games at the big league level, making 3 starts...collected 1 hit, a single at Seattle on September 19, in 10 at-bats.

M.L. Career Notes: Terry ranks 3rd in club history with 212 games played at 2nd base, trailing only Frank White (2,150) and Cookie Rojas (792)...has stolen 23 bases in 39 attempts...longest hitting streak is 6 games, set in 1991.

1992--was the Royals' Opening Day 2nd baseman...started 12 of the first 13 games...optioned to Omaha on April 22...recalled May 20 and responded with a 3-RBI game (matching his career high) at Texas on May 21...optioned to Omaha for a 2nd time on June 2...recalled July 26...suffered a bruised right heel on August 6 vs. California and was placed on the 15-day DL...activated Sept. 7.

1991--1 of 6 rookies to start at least three-fourths of his team's games...led the team with 10 sac bunts...hit 1st career home run vs. Minnesota on June 1 off Allan Anderson...it came in his 75th game...fell 1 shy of a Major League record when he was walked in 6 consecutive at-bats, August 28-31...hit safely in a career-high 6 straight games, August 15-22.

1990--recalled from Omaha April 30 when Frank White went on the DL...made his debut May 1 vs. Milwaukee...singled off Ted Higuera for his 1st big league hit...injured his left thumb while diving for a ground ball during batting practice on June 2...suffered a torn ulnar collateral ligament that required surgery...did not play again until September 11...suffered a crack in the little finger of his right hand when he was hit by a Todd Stottlemyre pitch on September 12 in his only plate appearance following the surgery.

SHUMPERT'S BESTS

	Season		Game
AVG.	.275--1990	H	2--many times, last vs. Oak., 4-15-92
H	80--1991		
HR	5--1991	HR	1--6 times, last at Tex., 5-21-92
RBI	34--1991		
SB	17--1991	RBI	3--twice, vs. NY., 4-12-91 & at Tex., 5-21-92
Hit Strk.	6--1991	SB	2--vs. Min., 5-30-91

SHUMPERT Continued

Minor League & Miscellaneous Notes: Terry was the Royals' 2nd round selection in the 1987 June Free Agent Draft...signed by Jerry Stephens and Wil Rutenschroer...1st pro season was with Eugene in the Northwest League in 1987...hit .290 and was 3rd on the club with 16 stolen bases...promoted to Appleton in 1988...led the Midwest League in doubles...topped the club with 36 stolen bases...moved up to the Triple-A level in 1989...placed on the Disabled List on July 19 with a fractured right index finger after he was hit by a pitched ball...added to the Royals' 40-man winter roster following the season...graduated from Paducah (KY) Tilghman High in 1984...lettered in baseball and basketball...attended the University of Kentucky where he played baseball for 3 years...hit .364 with 10 home runs and 37 RBI in his junior season, while setting Kentucky records in runs (60), hits (79) and at bats (217)...selected as the All-Southeastern Conference 2nd baseman.

YEAR CLUB	AVG.	G	AB	R	H	2B	3B	HR	RBI	BB	SO	SB
1987 Eugene	.290	48	186	38	54	16	1	4	22	27	41	16
1988 Appleton	.242	114	422	64	102	*37	2	7	38	56	90	36
1989 Omaha	.248	113	355	54	88	29	2	4	22	25	63	23
1990 Omaha	.255	39	153	24	39	6	4	2	12	14	28	18
KANSAS CITY	.275	32	91	7	25	6	1	0	8	2	17	3
1991 KANSAS CITY	.217	144	369	45	80	16	4	5	34	30	75	17
1992 KANSAS CITY	.149	36	94	6	14	5	1	1	11	3	17	2
Omaha	.200	56	210	23	42	12	0	1	14	13	33	3
1993 Omaha	.300	111	413	70	124	29	1	14	59	41	62	*36
KANSAS CITY	.100	8	10	0	1	0	0	0	0	2	2	1
M.L. Totals	.213	220	564	58	120	27	6	6	53	37	111	23

*Led League

1987 Selected by Royals in 2nd round of June Free Agent Draft, signed by Jerry Stephens and Wil Rutenschroer.

CAREER FIELDING

POSITION	PCT.	G	PO	A	E	TC	DP
2nd Base	.975	212	366	530	23	919	116
Shortstop	.000	1	0	0	0	0	0

VS. AMERICAN LEAGUE

	1993								CAREER							
	AVG.	G	AB	R	H	HR	RBI	AVG.	G	AB	R	H	HR	RBI		
Season	.100	8	10	0	1	0	0	.213	220	564	58	120	6	53		
Home	.000	3	2	0	0	0	0	.206	110	272	23	56	1	23		
Road	.125	5	8	0	1	0	0	.219	110	292	35	64	5	30		
Baltimore	-	-	-	-	-	-	-	.132	14	38	3	5	1	4		
Boston	-	-	-	-	-	-	-	.263	14	38	2	10	0	4		
California	.000	1	1	0	0	0	0	.128	19	47	3	6	0	4		
Chicago	.000	1	1	0	0	0	0	.214	19	56	8	12	2	5		
Cleveland	-	-	-	-	-	-	-	.188	13	32	0	6	0	2		
Detroit	-	-	-	-	-	-	-	.231	17	52	5	12	0	7		
Kansas City	-	-	-	-	-	-	-	-	-	-	-	-	-	-		
Milwaukee	-	-	-	-	-	-	-	.185	13	27	2	5	0	1		
Minnesota	-	-	-	-	-	-	-	.235	14	34	5	8	1	2		
New York	.000	1	0	0	0	0	0	.328	19	58	7	19	0	5		
Oakland	.000	1	0	0	0	0	0	.159	20	44	6	7	1	4		
Seattle	.125	4	8	0	1	0	0	.244	19	41	4	10	0	2		
Texas	-	-	-	-	-	-	-	.224	23	67	11	15	1	11		
Toronto	-	-	-	-	-	-	-	.167	16	30	2	5	0	2		
Before ASG	-	-	-	-	-	-	-	.222	120	352	41	78	5	37		
After ASG	.100	8	10	0	1	0	0	.198	100	212	17	42	1	16		
vs. LHP	.000	-	1	-	0	0	0	.231	-	195	-	45	3	21		
vs. RHP	.111	-	9	-	1	0	0	.203	-	369	-	75	3	32		
Pinch Hitter	-	-	-	-	-	-	-	-	-	-	-	-	-	-		
Desig. Hitter	-	-	-	-	-	-	-	.000	1	2	0	0	0	0		
April	-	-	-	-	-	-	-	.169	29	83	7	14	0	7		
May	-	-	-	-	-	-	-	.261	59	176	17	46	1	19		
June	-	-	-	-	-	-	-	.164	26	73	14	12	3	8		
July	-	-	-	-	-	-	-	.244	28	82	9	20	1	9		
August	-	-	-	-	-	-	-	.260	31	77	9	20	0	5		
September	.100	8	10	0	1	0	0	.138	39	58	2	8	1	5		
October	-	-	-	-	-	-	-	.000	8	15	0	0	0	0		
Longest hitting streak--1 game (September 19)	6 games (1991)															

#66 Chad Strickland, C



Ht.: 6-1 **Wt.:** 185
Bats: Right **Throws:** Right
Opening Day Age: 22
Born: 3-16-72 in Oklahoma City, OK
Resides: Oklahoma City, OK
Full Name: Daniel Chad Strickland
Acquired: Selected in 13th round of 1990 June Free Agent Draft
Contract Status: 1st year of a 1-year contract thru 1994
M.L. Service: 0 days (Rookie)

1993 Notes: Chad was the Wilmington Blue Rocks number one catcher...hit .249 in a career-high 122 games with a pair of home runs and 46 RBI...selected to play in the Class-A Carolina League mid-season all-star game...threw out potential basestealers at a 49 percent clip (61-of-125)...tied for 2nd among all Royals' farmhands with 6 triples...voted the Carolina League's best defensive catcher in *Baseball America's* "Tools of the Trade" survey...added to the 40-man Winter Roster for the 1st time in his career following the season.

Minor League & Miscellaneous Notes: Chad was the Royals' 13th round pick in the 1990 June Free Agent Draft...signed by Carl Blando...began his professional career with the Gulf Coast Royals in 1990...played in the Florida Instructional League following the season...started the '91 campaign with Appleton in the Midwest League...was sent to Eugene when the Northwest League began play on June 8...spent the entire campaign with Appleton...named to the Midwest League's mid-season all-star game...hit a career-best .255 with a pair of homers and 49 RBI...is a career .233 hitter (272-for-1,167) in the minor leagues...was graduated from Carl Albert High in Oklahoma City in 1990...lettered in baseball, basketball and football...played on the state championship team in football as a senior.

YEAR	CLUB	AVG.	G	AB	R	H	2B	3B	HR	RBI	BB	SO	SB
1990	Gulf Coast	.221	50	163	14	36	7	0	0	12	11	24	6
1991	Appleton	.173	28	81	5	14	4	0	1	5	2	12	2
	Eugene	.161	34	118	13	19	7	0	1	11	13	16	1
1992	Appleton	.255	112	396	29	101	16	1	2	49	12	37	2
1993	Wilmington	.249	122	409	51	102	16	6	2	46	23	46	4

1989 Selected by the Royals in 13th round of the 1990 June Free Agent Draft, signed by Carl Blando.

Figuring Baseball Statistics

Batting Average--divide the total number of safe hits by the total times at bat.

Slugging Percentage--divide the total bases of all safe hits by the total times at bat.

Pitchers Earned Run Average--multiply the total earned runs by 9, and divide the result by the total number of innings pitched.

Fielding Average--divide the total putouts and assists by the total putouts, assists and errors.

Won-Loss Percentage--divide the number of games won by the total games won and lost.

On-base Percentage--divide hits plus total bases on balls plus hit-by-pitcher by at bats plus total bases on balls plus hit-by-pitcher and sacrifice flies (for purposes of this percentage ignore being awarded first base on interference or obstruction).

#31 Michael Tucker, 2B/OF

(Non-Roster Player)



Ht.: 6-2 Wt.: 185

Bats: Left Throws: Right

Opening Day Age: 22

Born: 6-25-71 in South Boston, VA

Resides: Chase City, VA

Full Name: Michael Anthony Tucker

Acquired: Selected in 1st round of

1992 June Free Agent Draft

Contract Status: 1st year of a 1-year

contract thru 1994

M.L. Service: 0 days (Rookie)

1993 Notes: Michael split his 1st professional season in baseball between the Class A Wilmington Blue Rocks in the Carolina League and the Memphis Chicks in the Double-A Southern League...played 2nd base for both clubs...hit .305 in 61 games at Wilmington with 6 home runs, 44 RBI and 12 stolen bases...promoted to Memphis on June 15 where he hit .279 in 72 games with 9 home runs, 35 RBI and a dozen stolen bases...combined on the 2 stops to hit .292 (141-for-483) with 15 home runs, 79 RBI and 24 stolen bases...fielded at a .965 clip at Wilmington committing 10 errors in 287 chances, and at a .962 percentage for Memphis logging 13 errors in 342 opportunities...named the 3rd best prospect in the Carolina League in a survey of the league's managers by *Baseball America*.

Minor League & Miscellaneous Notes: Michael was the Royals 1st round pick (10th overall) in the 1992 June Free Agent Draft...signed by Royals' scout Bob Carter...played on the 1992 United States Olympic team in Barcelona...hit .291 with 4 home runs and 29 RBI and led the team with 28 steals in 31 attempts while scoring 36 runs...attended Blue Stone Senior High in Skipwith, VA, graduating in 1989...lettered in baseball and basketball...attended Longwood College...hit .318 in 32 games as a freshman in 1990 with 8 home runs and 17 RBI...batted at a .450 clip with 15 home runs and 59 RBI in 48 games as a sophomore...was a 1st team Division II All-America pick in 1991...named to the All-Tournament Team at the Division II National Championship...set new single-season school marks for home runs and hitting streak (25)...set a single-game mark with 9 assists...led his team in average, RBI, HR and walks...was named the Division II Player-of-the-Year and *Baseball America's* Small College Player-of-the-Year in 1992 after leading all Division II players in batting (.489), home runs (22) and slugging pct. (1.101)...collected 74 RBI in 41 games...was a repeat choice as a 1st team All-American by the American Baseball Coaches Association...earned North Atlantic Region and Virginia College Player-of-the-Year honors...was a 1992 finalist for the Golden Spikes Award given to the nation's outstanding amateur baseball player...grew up playing Dixie and American Legion Baseball.

YEAR	CLUB	AVG.	G	AB	R	H	2B	3B	HR	RBI	BB	SO	SB
1993	Wilmington	.305	61	239	42	73	14	2	6	44	34	49	12
	Memphis	.279	72	244	38	68	7	4	9	35	42	51	12

1992 Selected by the Royals in 1st round (10th overall) of the June Free Agent Draft, signed by Bob Carter.

#67 Joe Vitiello, 1B



Ht.: 6-2 Wt.: 215

Bats: Right Throws: Right

Opening Day Age: 23

Born: 4-11-70 in Cambridge, MA

Resides: Stoneham, MA

Full Name: Joseph David Vitiello

Acquired: Selected in 1st round of
1991 June Free Agent Draft

Contract Status: 1st year of a 1-year
contract thru 1994

M.L. Service: 0 days (Rookie)

1993 Notes: Joe hit .288 with 15 home runs and 66 RBI for the Memphis Chicks in the Double-A Southern League...spent from June 2-11 on the Disabled List with a subluxation of the left knee, an injury he sustained sliding into 2nd base...added to the Royals' 40-man Winter Roster for the 1st time in his career following the season.

Minor League & Miscellaneous Notes: Joe was the Royals' 1st round pick (the 7th player selected overall) in the 1991 June Free Agent Draft...signed by Ken Gonzales...was signed by the Royals on July 2 and assigned to their short-season Class A club at Eugene in the Northwest League...hit .328 with 6 home runs and 21 RBI in 19 games for Eugene...played 15 games in the outfield and 3 at 1st base...logged 4 outfield assists with 0 errors...promoted to Double-A Memphis on July 30 where he remained for the rest of the season...hit .219 with 0 home runs and 18 RBI in 36 games in the Southern League...played 34 games in the outfield, recording 3 assists with 1 error, and 1 game at 1st base...selected by *Baseball America* as the Royals' 4th best prospect following the 1991 season...was a non-roster invitee to the club's big league spring training camp in 1992...spent the entire season at Baseball City in the Florida State League where he hit .283 with team highs in home runs (8) and RBI (65) earning club MVP honors...is a career .280 minor league hitter (281-for-1,005)...was graduated from Stoneham (MA) High in 1988...played football, basketball and baseball in high school...starred at the University of Alabama where he hit .395 (87-for-220) with 15 home runs and 67 RBI in 62 games for the Crimson Tide in his junior season...considered the best power hitting college player in the draft by *Baseball America*.

YEAR	CLUB	AVG.	G	AB	R	H	2B	3B	HR	RBI	BB	SO	SB
1991	Eugene	.328	19	64	16	21	2	0	6	21	11	18	1
	Memphis	.219	36	128	15	28	4	1	0	18	23	36	0
1992	Baseball City	.283	115	400	52	113	16	1	8	65	46	101	0
1993	Memphis	.288	117	413	62	119	25	2	15	66	57	95	2

1991 Selected by Royals in 1st round (7th player chosen) in June Free Agent Draft, signed by Ken Gonzales.

Roster Limitations

Rosters are limited to 25 players from Opening Day through August 31 and 40 players from September 1 through the conclusion of the season. Players in military service do not count against the under control list while on active duty. Upon separation from the service, a player will be reinstated to his club's normal player limits after he has completed a 15-day trial period or has participated in a championship game, whichever comes first.

#19 Curtis Wilkerson, INF

(Non-Roster Player)



Ht.: 5-9 Wt.: 175

Bats: Switch Throws: Right

Opening Day Age: 32

Born: 4-26-61 in Petersburg, VA

Resides: Arlington, TX

Full Name: Curtis Vernon Wilkerson

Married: Brenda

Children: Brandon (4-18-88) and
Christopher (6-27-90)

Acquired: Signed as a minor league
free agent, 1-28-92

Contract Status: 1st year of a 1-
year contract thru 1994

M.L. Service: 10 years, 26 days

1993 Notes: For the 2nd straight season Curtis made the Royals' Opening Day roster after being a non-roster invitee to the spring training camp...played in 12 of the club's first 34 games as a back-up middle infielder...was hitless in his first 11 at-bats before singling against Baltimore on April 25...hit safely in 3 straight games from April 25-May 2...season ended abruptly on May 16 when he suffered a broken left ankle in a collision with centerfielder Brian McRae in California's Anaheim Stadium.

M.L. Career Notes: Curtis is a career .280 pinch hitter (26-for-93)...has hit .308 (24-for-78) as a pinch hitter over the past 5 seasons...owns a career .250 average (443-for-1770) batting lefthanded with 5 home runs and 128 RBI and a .235 mark (116-for-494) with 3 home runs and 35 RBI batting righthanded...longest hitting streak is 10 games, set in 1985.

1992--saw action in 111 games as a utility player for the Royals...was the only non-roster spring training invitee to make the Royals' Opening Day roster...collected his 4th career 4-hit game vs. Oakland on July 31, beginning a hot stretch...hit safely in a season-high 9 straight games from August 14-Sept. 7, going 15-for-33, .455...had an RBI in 5 straight games (7 RBI total) from August 30-Sept. 9...tied for 2nd on the club with a career-high 18 stolen bases in 25 attempts...had swiped 17 bases total in his previous 4 seasons...collected a career-high 29 RBI.

1991--made 23 starts at 2nd base, 8 at 3rd and 6 at short for the N.L. Eastern Division champion Pirates...signed by Pittsburgh as a free agent on January 9...belted 1st career grand slam off Lee Smith of St. Louis on September 19, sparking a 5-1 Pirate win...established a career-high with 4 RBI that night...was hitless in 4 at bats during the LCS vs. Atlanta.

1990--appeared in 52 games at 3rd base, 14 at 2nd base, 1 at shortstop and 1 in the outfield for the Cubs...hit .385 (5-for-13) as a pinch hitter.

1989--appeared in 26 games at 3rd base, 15 at 2nd, 7 at short and 1 in the outfield in his 1st season in the National League...made his Major League outfield debut on May 19 at Cincinnati when he started in leftfield...batted .393 (11-for-28) as a pinch hitter, the 2nd best mark in the National League.

1988--posted a career high and team-leading .293 average...set a career-high with 28 RBI...had the best offensive game of his career on June 2 at Chicago, going 4-for-5 with 3 runs scored, 3 doubles and 3 RBI...started 77 games at 2nd base, 14 at shortstop and 4 at 3rd base...traded to the Cubs in an 8-player deal on December 6.

WILKERSON Continued

1987--was the Rangers utility infielder, starting 15 games at 2nd base, 15 at shortstop and 2 at 3rd base...entered the season with 1 home run in 1115 at bats...homered twice: batting lefthanded off Minnesota's Jeff Reardon on June 27 and righthanded off Toronto's John Cerutti on July 8.

1986--opened the season as the Rangers starting shortstop, but was used primarily at 2nd base after April...started 35 games at 2nd and 28 at short.

1985--started 90 games at shortstop and 18 games at 2nd base...hit .472 (17-for-36) in a career-high 10-game hitting streak from May 5-18.

1984--named the Rangers' Rookie-of-the-Year after finishing 2nd among A.L. rookies in games and 4th in at bats and hits...led the team in sacrifice bunts with 12...played primarily at shortstop until July when he moved to 2nd base...hit 1st Major League home run Sept. 8 off Minnesota's John Butcher.

Minor League & Miscellaneous Notes: Curtis was the Rangers 4th round pick in the 1980 June Free Agent Draft...a natural righthanded hitter, was converted to a switch-hitter in the 1981 Florida Instructional League...named the American Association's All-Star shortstop in 1983, despite missing 5 weeks with a broken right foot...is a graduate of Dinwiddie (VA) High where he was an All-State selection in baseball...also played basketball as a prep.

YEAR CLUB	AVG.	G	AB	R	H	2B	3B	HR	RBI	BB	SO	SB
1980 Sarasota	.190	37	105	15	20	2	0	0	8	8	26	1
1981 Asheville	.204	106	333	45	68	7	3	0	19	28	53	12
1982 Burlington	.253	56	198	18	50	6	0	0	13	15	33	21
Tulsa	.267	72	266	32	71	6	3	2	14	15	31	12
1983 Oklahoma City	.312	89	343	51	107	19	4	3	31	38	55	14
Texas	.171	16	35	7	6	0	1	0	1	2	5	3
1984 Texas	.248	153	484	47	120	12	0	1	26	22	72	12
1985 Texas	.244	129	360	35	88	11	6	0	22	22	63	14
1986 Texas	.237	110	236	27	56	10	3	0	15	11	42	9
1987 Texas	.268	85	138	28	37	5	3	2	14	6	16	6
1988 Texas	.293	117	338	41	99	12	5	0	28	26	43	9
1989 Chicago (NL)	.244	77	160	18	39	4	2	1	10	8	33	4
1990 Chicago (NL)	.220	77	186	21	41	5	1	0	16	7	36	2
1991 Pittsburgh	.188	85	191	20	36	9	1	2	18	15	40	2
1992 KANSAS CITY	.250	111	296	27	74	10	1	2	29	18	47	18
1993 KANSAS CITY	.143	12	28	1	4	0	0	0	0	1	6	2
A.L. Totals	.253	733	1915	213	484	60	19	5	135	108	294	73
N.L. Totals	.216	239	537	59	116	18	4	3	44	30	109	8
M.L. Totals	.245	972	2452	272	600	78	23	8	179	138	403	81

LEAGUE CHAMPIONSHIP SERIES RECORD

YEAR CLUB, OPP.	AVG.	G	AB	R	H	2B	3B	HR	RBI	BB	SO	SB
1989 Chi. vs. S.F.	.500	3	2	1	1	0	0	0	0	0	0	0
1991 Pit. vs. Atl.	.000	4	4	0	0	0	0	0	0	0	3	0
LCS Totals	.167	7	6	1	1	0	0	0	0	0	3	0

1980: Selected by the Texas Rangers in the 4th round of the June Free Agent Draft.

1988: Obtained by the Chicago Cubs with pitchers Paul Kilgus, Mitch Williams and Steve Wilson from Texas in exchange for pitchers Drew Hall, Jamie Moyer and outfielder Rafael Palmeiro, December 5.

1991: Signed by Pittsburgh as a free agent, January 9.

1992: Signed by Royals as a free agent, January 28.

WILKERSON'S BESTS

	Season		Game
AVG.	.293--1988	H	4--4 times, latest
H	120--1984		vs. Oak., 7-231-92
HR	2--1987, 1991 & 1992	HR	1--8 times
RBI	29--1992	RBI	4--vs. St.L., 9-19-91
SB	18--1992	SB	2--3 times, latest
Hit Strk	10--1985		at Bal, 6-28-92

WILKERSON Continued

POSITION	PCT.	CAREER FIELDING					
		G	PO	A	E	TC	DP
2nd Base	.977	341	544	832	32	1408	184
3rd Base	.905	128	68	150	23	241	12
Shortstop	.956	440	500	929	65	1494	176
Outfield	.000	2	0	0	0	0	0

VS. AMERICAN LEAGUE

	1993							CAREER						
	AVG.	G	AB	R	H	HR	RBI	AVG.	G	AB	R	H	HR	RBI
Season	.143	12	28	1	4	0	0	.253	733	1915	213	484	5	135
Home	.100	3	10	0	1	0	0	.255	358	913	111	233	3	73
Road	.167	9	18	1	3	0	0	.250	375	1002	102	251	2	62
Baltimore	.250	2	8	0	2	0	0	.232	55	151	9	35	0	8
Boston	-	-	-	-	-	-	-	.228	51	101	11	23	0	10
California	.333	2	3	1	1	0	0	.230	61	165	13	38	0	5
Chicago	-	-	-	-	-	-	-	.307	53	140	19	43	0	14
Cleveland	.000	1	4	0	0	0	0	.225	54	173	18	39	1	17
Detroit	-	-	-	-	-	-	-	.255	53	141	12	36	0	6
Kansas City	-	-	-	-	-	-	-	.231	47	108	17	25	0	7
Milwaukee	-	-	-	-	-	-	-	.292	55	144	14	42	1	8
Minnesota	.000	4	6	0	0	0	0	.222	62	180	20	40	2	10
New York	.000	2	3	0	0	0	0	.243	51	111	16	27	0	7
Oakland	-	-	-	-	-	-	-	.311	67	167	24	52	0	12
Seattle	-	-	-	-	-	-	-	.241	60	170	18	41	0	14
Texas	-	-	-	-	-	-	-	.409	7	22	3	9	0	6
Toronto	.250	1	4	0	1	0	0	.239	57	142	19	34	1	11
Before ASG	.143	12	28	1	4	0	0	.263	389	1039	124	273	4	75
After ASG	-	-	-	-	-	-	-	.241	344	876	89	211	1	60
vs. LHP	.000	-	7	-	0	0	0	.241	-	406	-	98	2	24
vs. RHP	.190	-	21	-	4	0	0	.256	-	1509	-	386	3	111
Pinch Hitter	-	-	-	-	-	-	-	.158	20	19	2	3	0	1
Desig. Hitter	-	-	-	-	-	-	-	.000	6	5	2	0	0	0
April	.118	8	17	0	2	0	0	.163	89	208	14	34	0	9
May	.182	4	11	1	2	0	0	.298	127	326	47	97	1	28
June	-	-	-	-	-	-	-	.284	122	359	45	102	1	28
July	-	-	-	-	-	-	-	.246	127	304	35	87	2	25
August	-	-	-	-	-	-	-	.259	125	309	33	80	0	21
September	-	-	-	-	-	-	-	.233	126	318	36	74	1	23
October	-	-	-	-	-	-	-	.244	17	41	3	10	0	1

Longest hitting streak--3 games (April 25-May 2)

10 games (1985)

1993 Royals Run Support

Pitcher	Starts	Runs	Runs/Start
Dennis Rasmussen	4	25	6.3
Tom Gordon	14	72	5.1
Chris Haney	23	111	4.8
Kevin Appier	34	151	4.4
Hipolito Pichardo	25	107	4.3
Mark Gubicza	6	26	4.3
Mark Gardner	16	65	4.1
David Cone	34	101	3.0
Mike Magnante	6	17	2.8
TEAM	162	675	4.2

Definition of a Night Game

Any game scheduled to start after 6 p.m. will be considered a night game. If a game is scheduled to start at 6 p.m. and is delayed by rain, or for any other reason, it will be considered a day game. If a game is scheduled to start at 6:01 p.m., it will be considered a night game. Twi-night doubleheaders shall be included in doubleheader statistics and shall be considered two night games. When afternoon and night games are played on the same date with separate admissions, the games shall be day and night and count as single games.

1994 Kansas City Royals Roster

Manager: Hal McRae (11)
 Coaches: Steve Boros (43)
 Bruce Kison (42)
 Jamie Quirk (9)

Glenn Ezell (44)
 Lee May (45)

V.P./Public Relations--Dean Vogelaar
 Traveling Secretary--David Witty
 Physician--Steve Joyce M.D.

Trainers--Nick Swartz
 Steve Morrow
 Equip. Manager--Mike Burkhalter

No.	PITCHERS (14)	B-T	Ht.	Wt.	Birthdate	Birthplace	Residence	1993 Club	W-L	ERA	G	GS	CG	SV	IP	H	R	ER	BB	SO	M.L. SV.
55	Appier, Kevin	R-R	6-2	195	12-06-67	Lancaster, CA	Overland Park, KS	KANSAS CITY	18-8	2.56	34	34	5	0	238.2	183	74	68	81	186	4,024
50	Belinda, Stan	R-R	6-3	215	08-06-66	Huntingdon, PA	Alexandria, PA	Pittsburgh	3-1	3.61	40	0	0	19	42.1	35	18	17	11	30	3,162
41	Brewer, Billy	L-L	6-1	175	04-15-68	Ft. Worth, TX	Waco, TX	KANSAS CITY	1-1	4.28	23	0	0	0	27.1	30	13	13	6	25	1,000
51	Burgos, Enrique	L-L	6-4	230	10-07-65	Chorrera, Panama	Panama City, Pan.	Omaha	2-2	3.46	46	0	0	0	39.0	31	16	15	20	28	1,000
17	Cone, David	L-R	6-1	190	01-02-63	Kansas City, MO	Leawood, KS	KANSAS CITY	0-1	9.00	5	0	0	0	5.0	5	5	5	6	6	0,020
36	Gordon, Tom	R-R	5-9	180	11-18-67	Sebring, FL	Avon Park, FL	KANSAS CITY	11-14	3.33	34	34	6	0	254.0	205	102	94	114	191	7,058
27	Granger, Jeff	R-L	6-4	200	12-16-71	San Pedro, CA	Orange, TX	Eugene	12-6	3.58	48	14	2	1	155.2	125	65	62	77	143	5,026
23	Gubicza, Mark	R-R	6-5	230	08-14-62	Philadelphia, PA	Northridge, CA	KANSAS CITY	3-3	3.00	8	7	0	0	36.0	28	17	12	10	56	0,028
33	Haney, Chris	L-L	6-3	195	11-16-68	Baltimore, MD	Barboursville, VA	KANSAS CITY	0-0	27.00	1	0	0	0	1.0	3	3	3	2	1	0,000
49	Harris, Doug	R-R	6-4	205	09-27-69	Carlisle, PA	Carlisle, PA	Memphis	5-8	4.66	49	6	0	2	104.1	128	61	54	43	80	10,000
57	Magnante, Mike	L-L	6-1	190	06-17-65	Glendale, CA	Burbank, CA	Omaha	6-1	2.27	8	7	2	0	47.2	43	13	12	14	32	1,153
28	Meacham, Rusty	R-R	6-2	175	01-27-68	Stuart, FL	Palm City, FL	KANSAS CITY	9-9	6.02	23	23	1	0	124.0	141	87	83	53	65	0,000
21	Montgomery, Jeff	R-R	5-11	180	01-07-62	Wellston, OH	Leawood, KS	Omaha	3-6	4.67	22	12	1	0	86.2	99	52	45	13	38	2,004
35	Pichardo, Hipolito	R-R	6-1	185	08-22-69	Esperanza, DR	Esperanza, DR	KANSAS CITY	2-6	3.67	33	13	0	2	105.1	97	46	43	29	74	2,043
54	Jennings, Lance	R-R	6-0	195	10-03-71	Redlands, CA	Modesto, CA	Memphis	1-2	4.08	7	6	0	0	35.1	37	16	16	11	16	6,012
15	Macfarlane, Mike	R-R	6-1	205	04-12-64	Stockton, CA	Overland Park, KS	KANSAS CITY	0-0	4.82	7	0	0	0	9.1	10	5	5	1	10	2,000
24	Mayne, Brent	L-R	6-1	190	04-19-68	Loma Linda, CA	Costa Mesa, CA	KANSAS CITY	7-5	2.27	69	0	0	45	87.1	65	22	22	23	66	6,012
66	Strickland, Chad	R-R	6-1	185	03-16-72	Oklahoma City, OK	Midwest City, OK	Wilmington	7-8	4.04	30	25	2	0	165.0	183	85	74	53	70	2,000
	CATCHERS (4)	B-T	Ht.	Wt.	Birthdate	Birthplace	Residence	1993 Club	AVG	G	AB	R	H	2B	3B	HR	RBI	BB	SO	SB	M.L. SV.
54	Jennings, Lance	R-R	6-0	195	10-03-71	Redlands, CA	Modesto, CA	Memphis	.205	98	327	27	67	11	0	4	33	21	83	0	0,000
15	Macfarlane, Mike	R-R	6-1	205	04-12-64	Stockton, CA	Overland Park, KS	KANSAS CITY	.273	117	388	55	106	27	0	20	67	40	83	2	5,127
24	Mayne, Brent	L-R	6-1	190	04-19-68	Loma Linda, CA	Costa Mesa, CA	KANSAS CITY	.254	71	205	22	52	9	1	2	22	18	31	3	3,018
66	Strickland, Chad	R-R	6-1	185	03-16-72	Oklahoma City, OK	Midwest City, OK	Wilmington	.249	122	409	51	102	16	6	2	46	23	46	4	0,000

No.	INFIELDERS (12)	B-T	Ht.	Wt.	Birthdate	Birthplace	Residence	1993 Club	AVG	G	AB	R	H	2B	3B	HR	RBI	BB	SO	SB	M.L. SV.
62	Caraballo, Gary	R-R	5-11	205	07-11-71	Brooklyn, NY	Yauco, PR	Wilmington	.303	39	145	20	44	8	3	2	26	20	25	3	0.000
8	Gaetti, Gary	R-R	6-0	200	08-19-58	Centralla, IL	Raleigh, NC	California	.180	20	50	3	9	2	0	4	4	5	12	1	12.012
7	Gagne, Greg	R-R	5-11	180	11-12-61	Fall River, MA	Rehoboth, MA	KANSAS CITY	.256	82	281	37	72	18	1	14	46	16	75	0	9.062
63	Halter, Shane	R-R	5-10	160	11-08-69	LaPlata, MD	Papillion, NE	Wilmington	.299	54	211	44	63	8	5	5	32	27	55	5	0.000
3	Hamelin, Bob	L-L	6-0	235	11-29-67	Elizabeth, NJ	Charlotte, NC	Memphis	.258	81	306	50	79	7	0	4	20	30	74	4	0.026
6	Howard, David	S-R	6-0	175	02-26-67	Sarasota, FL	Sarasota, FL	KANSAS CITY	.224	16	49	2	11	3	0	2	5	6	15	0	0.026
12	Joyner, Wally	L-L	6-2	200	06-16-62	Atlanta, GA	Lee's Summit, MO	KANSAS CITY	.333	15	24	5	8	0	1	0	2	7	20	3	2.144
13	Lind, Jose	R-R	5-11	180	05-01-64	Toabaja, PR	Dorado, PR	KANSAS CITY	.292	141	497	83	145	36	3	15	65	66	67	5	8.000
16	Miller, Keith	R-R	5-11	185	06-12-63	Midland, MI	Leawood, KS	KANSAS CITY	.248	136	431	33	107	13	2	0	37	13	36	3	6.039
65	Randa, Joe	R-R	5-11	190	12-18-69	Milwaukee, WI	Delafield, WI	KANSAS CITY	.167	37	108	9	18	3	0	0	3	8	19	3	5.166
4	Shumpert, Terry	R-R	5-11	185	08-16-66	Paducah, KY	Paducah, KY	Omaha	.292	6	24	2	7	1	1	0	2	0	2	1	0.000
67	Vitiello, Joe	R-R	6-2	215	04-11-70	Cambridge, MA	Stoneham, MA	Memphis	.295	131	505	74	149	31	5	11	72	39	64	8	0.000
								Omaha	.300	111	413	70	124	29	1	14	59	41	62	36	2.113
								Memphis	.100	8	10	0	1	0	0	0	0	2	2	1	0.000
								Memphis	.288	117	413	62	119	25	2	15	66	57	95	2	0.000

No.	OUTFIELDERS (10)	B-T	Ht.	Wt.	Birthdate	Birthplace	Residence	1993 Club	AVG	G	AB	R	H	2B	3B	HR	RBI	BB	SO	SB	M.L. SV.
60	Burton, Darren	S-R	6-1	185	09-16-72	Somerset, KY	Somerset, KY	Wilmington	.277	134	549	82	152	23	5	10	45	48	111	30	0.000
29	Coleman, Vince	S-R	6-1	185	09-22-61	Jacksonville, FL	St. Louis, MO	New York (NL)	.279	92	373	64	104	14	8	2	25	21	58	38	9.000
47	Goodwin, Tom	L-R	6-1	170	07-27-68	Fresno, CA	Fresno, CA	Los Angeles	.294	30	17	6	5	1	0	0	1	1	4	1	1.032
14	Gwynn, Chris	L-L	6-0	220	10-13-64	Los Angeles, CA	Alta Loma, CA	Albuquerque	.260	85	289	48	75	5	5	1	28	30	51	21	5.047
46	Henderson, Dave	R-R	6-2	220	07-21-58	Dos Palos, CA	Bellevue, WA	KANSAS CITY	.300	103	287	36	86	14	4	1	25	24	34	0	12.093
25	Hiatt, Phil	R-R	6-3	200	05-01-69	Pensacola, FL	Pensacola, FL	Oakland	.182	3	11	1	2	1	0	0	2	0	2	0	0.000
34	Jose, Felix	S-R	6-1	220	05-08-65	Santo Domingo, DR	Boca Raton, FL	Tacoma	.235	12	51	8	12	2	0	3	10	4	20	0	0.165
40	Kostitski, Kevin	L-R	5-8	175	09-24-66	Decatur, IL	Maroa, IL	Omaha	.218	81	238	30	52	12	1	7	36	16	82	6	4.101
56	McRae, Brian	S-R	6-0	185	08-27-67	Bradenton, FL	Leawood, KS	KANSAS CITY	.253	149	499	64	126	24	3	6	43	36	95	31	0.124
64	Norman, Les	R-R	6-1	185	02-25-69	Warren, MI	Greenfield, IL	KANSAS CITY	.276	111	395	58	109	22	5	7	45	43	73	15	3.058
								Memphis	.269	15	26	4	7	0	0	1	2	4	5	0	0.000
								Memphis	.282	153	627	78	177	28	9	12	69	37	105	23	0.000
								Memphis	.291	133	484	78	141	32	5	17	81	50	88	11	0.000

1994 Non-Roster Players in Spring Training

No.	PITCHERS (5)	B-T	Ht.	Wt.	Birthdate	Birthplace	Residence	1993 Club	W-L	ERA	G	GS	CG	SV	IP	H	R	ER	BB	SO	M.L. SV.
52	Abbott, Paul	R-R	6-3	195	09-15-67	Van Nuys, CA	Fullerton, CA	Canton-Akron	4-5	4.06	13	12	1	0	75.1	71	34	34	28	86	
								Cleveland	0-1	6.38	5	5	0	0	18.1	19	15	13	11	7	1.141
								Charlotte	0-1	6.63	4	4	0	0	19.0	25	16	14	7	12	
58	Loynd, Mike	R-R	6-4	210	03-26-64	St. Louis, MO	Short Hills, NJ	Nuevo Laredo	6-1	3.15	9	9	0	0	60.0	53	23	21	21	68	1.059
								Richmond	8-5	3.85	18	18	1	0	107.2	98	53	46	34	85	
38	Milacki, Bob	R-R	6-4	230	07-28-64	Trenton, NJ	Lake Havasu, AZ	Charlotte	4-3	3.39	21	7	0	4	71.2	59	31	27	19	46	
								Cleveland	1-1	3.38	5	2	0	0	16.0	19	8	6	11	7	4.016
39	Nichols, Rod	R-R	6-2	190	12-29-64	Burlington, IA	Columbus, GA	Albuquerque	8-5	4.30	21	21	3	0	127.2	132	68	61	50	79	
								Los Angeles	0-1	5.68	4	0	0	0	6.1	9	5	4	2	3	3.111
59	Ruskin, Scott	R-L	6-2	195	06-08-63	Jacksonville, FL	Jacksonville, FL	Indianapolis	1-5	5.14	49	2	0	28	56.0	60	34	32	22	41	
								Cincinnati	0-0	18.00	4	0	0	0	1.0	3	2	2	2	0	3.030
No. CATCHERS (2)																					
37	McGinnis, Russ	R-R	6-3	225	06-18-63	Coffeyville, KS	Phoenix, AZ	Omaha	.291	78	275	53	80	20	2	16	54	42	44	1	0.029
53	Santovenia, Nelson	R-R	6-3	210	07-27-61	Pina Del Rio, Cuba	Miami, FL	Omaha	.237	81	274	33	65	13	0	11	42	12	50	0	
								KANSAS CITY	.125	4	8	0	1	0	0	0	0	1	2	0	3.141
No. INFELDERS (5)																					
48	Balboni, Steve	R-R	6-3	250	01-16-57	Brockton, MA	Murray Hill, NJ	1993 Club	AVG	G	AB	R	H	2B	3B	HR	RBI	BB	SO	SB	M.L. SV.
								Oklahoma City	.244	126	471	67	115	22	0	36	108	51	98	0	
								Texas	.600	2	5	0	3	0	0	0	0	0	2	0	8.021
68	Caceres, Edgar	S-R	6-1	170	06-06-64	Lara, Ven.	Lara, Ven.	New Orleans	.317	114	420	73	133	20	2	5	45	35	39	7	0.000
32	Rossy, Rico	R-R	5-10	175	02-16-64	San Juan, PR	Bayamon, PR	KANSAS CITY	.221	46	86	10	19	4	0	2	12	9	11	0	1.096
								Omaha	.298	37	131	25	39	10	1	5	21	20	19	3	
31	Tucker, Michael	L-R	6-2	185	06-25-71	South Boston, VA	Chase City, VA	Wilmington	.305	61	239	42	73	14	2	6	44	34	49	12	0.000
								Memphis	.279	72	244	38	68	7	4	9	35	42	51	12	
19	Wilkerson, Curtis	S-R	5-9	175	04-26-61	Petersburg, VA	Arlington, TX	KANSAS CITY	.143	12	28	1	4	0	0	0	0	1	6	2	10.026
No. OUTFIELDERS (1)																					
30	Brooks, Hubie	R-R	6-0	205	09-24-56	Los Angeles, CA	Chatsworth, CA	1993 Club	AVG	G	AB	R	H	2B	3B	HR	RBI	BB	SO	SB	M.L. SV.
								KANSAS CITY	.286	75	168	14	48	12	0	1	24	11	27	0	13.034

1993 in Review



Greg Gagne
1993 Royals
Player of the Year

1993 Royals

Date	D-N	Opponent	Score	Rec.	Pos.	GB	Winning Pitcher
4-5	D	Boston	1-3	0-1	7	1.0	Clemens
4-7	N	Boston	2-3	0-2	7	2.0	Viola
4-8	N	Boston	4-9	0-3	7	2.5	Bankhead
4-9	N	Minnesota	7-8	0-4	7	3.5	Trombly
4-10	D	Minnesota	2-3	0-5	7	3.5	Banks
4-11	D	Minnesota	2-1	1-5	7	3.5	GORDON (1-0)
4-12	D	at New York	1-4	1-6	7	4.5	Abbott
4-14	D	at New York	5-6	1-7	7	5.0	Wickman
4-15	N	at New York	5-4	2-7	7	4.5	DiPINO (1-0)
4-16	N	at Minnesota	3-4 (10)	2-8	7	4.5	Guthrie
4-17	D	at Minnesota	2-8	2-9	7	5.5	Deshaises
4-18	D	at Minnesota	5-4	3-9	7	5.5	PICHARDO (1-0)
4-20	N	Toronto	8-2	4-9	7	4.5	APIER (C, 1-2)
4-21	N	Toronto	6-5	5-9	7	4.0	MONTGOMERY (1-0)
4-22	N	Toronto	3-6	5-10	7	5.0	Hentgen
4-23	N	Baltimore	7-6	6-10	7	5.0	GARDNER (1-1)
4-24	D	Baltimore	5-6	6-11	7	6.0	Mussina
4-25	D	Baltimore	3-2	7-11	6	6.0	APIER (2-2)
4-26	N	Detroit	3-5	7-12	T6	6.5	Bolton
4-27	N	Detroit	4-3 (10)	8-12	T6	5.5	MEACHAM (1-1)
4-28	N	at Toronto	5-3	9-12	5	5.5	GARDNER (2-1)
4-29	D	at Toronto	0-8	9-13	5	6.0	Guzman
4-30	N	at Baltimore	5-12	9-14	5	6.0	McDonald
5-1	N	at Baltimore	5-4	10-14	5	5.0	SAMPEN (1-0)
5-2	D	at Baltimore	3-4	10-15	6	5.0	Frohwrith
5-4	N	at Detroit	3-5	10-16	T6	4.5	Johnson
5-5	D	at Detroit	4-3	11-16	6	4.5	MONTGOMERY (2-1)
5-7	N	Texas	9-4	12-16	6	5.0	PICHARDO (2-1)
5-8	N	Texas	Rained	Out--Rescheduled for July 26.			
5-9	D	Texas	1-2	12-17	T5	6.0	Brown
5-11	N	at Cleveland	7-6	13-17	5	5.5	APIER (3-3)
5-12	N	at Cleveland	2-6	13-18	6	6.5	Mesa
5-13	D	at Cleveland	7-3	14-18	T5	6.0	PICHARDO (3-1)
5-14	N	at California	2-1 (10)	15-18	T5	6.0	CONE (1-5)
5-15	N	at California	3-5	15-19	6	6.0	Lewis
5-16	D	at California	4-2	16-19	T5	6.0	APIER (4-3)
5-18	N	Oakland	6-1	17-19	5	5.5	GARDNER (3-2)
5-19	N	Oakland	13-8	18-19	4	4.5	GORDON (2-1)
5-20	N	Oakland	1-4 (12)	18-20	5	5.0	Nunez
5-21	N	Seattle	2-1	19-20	4	4.0	HANEY (1-0)
5-22	N	Seattle	4-1	20-20	4	3.0	APIER (5-3)
5-23	N	Seattle	7-10	20-21	4	4.0	Swan
5-25	N	at Chicago	3-2	21-21	4	3.0	GORDON (3-1)
5-26	N	at Chicago	4-3	22-21	4	2.0	CONE (2-5)
5-27	D	at Chicago	6-4	23-21	4	1.0	HANEY (2-0)
5-28	N	at Milwaukee	1-5	23-22	4	2.0	Eldred
5-29	N	at Milwaukee	6-5 (13)	24-22	T2	2.0	SAMPEN (2-0)
5-30	D	at Milwaukee	2-8	24-23	T2	3.0	Wegman
5-31	N	at Boston	5-3	25-23	2	2.0	CONE (3-5)
6-1	N	at Boston	4-3	26-23	2	1.0	HANEY (3-0)
6-2	N	at Boston	7-2	27-23	T1	-	APIER (6-4)
6-3	N	Milwaukee	6-5	28-23	1	+5	GARDNER (4-2)
6-4	N	Milwaukee	3-2	29-23	1	+5	BREWER (1-0)
6-5	N	Milwaukee	2-8	29-24	1	+5	Bones
6-6	D	Milwaukee	8-7	30-24	1	+1.5	MEACHAM (2-1)
6-7	N	New York	8-3	31-24	1	+1.5	APIER (7-4)
6-8	N	New York	4-9	31-25	1	+1.5	Howe
6-9	N	New York	10-3	32-25	1	+2.5	PICHARDO (4-2)
6-11	N	Chicago	1-6	32-26	1	+1.5	McDowell
6-12	N	Chicago	1-2 (15)	32-27	1	+0.5	Schwarz
6-13	D	Chicago	5-4 (10)	33-27	1	+1.5	GORDON (4-1)
6-14	N	at Seattle	3-6	33-28	1	+1.5	Johnson
6-15	N	at Seattle	1-6	33-29	1	+0.5	Converse
6-16	N	at Seattle	5-1	34-29	1	+0.5	CONE (4-7)
6-18	D	at Oakland	9-10	34-30	1	+1.0	Gossage
6-19	D	at Oakland	3-0	35-30	1	+1.0	APIER (8-4)
6-20	D	at Oakland	1-4	35-31	1	+1.0	Welch
6-21	N	California	3-4	35-32	T1	-	Finley
6-22	N	California	5-3	36-32	T1	-	CONE (5-7)
6-23	N	California	7-8	36-33	T2	1.0	Hathaway
6-24	D	California	7-1	37-33	2	0.5	APIER (9-4)
6-25	N	at Cleveland	1-6	37-34	2	0.5	Cook
6-26	N	at Cleveland	4-7	37-35	T2	1.5	Hernandez
6-27	N	at Cleveland	2-3	37-36	T2	2.5	Plunk
6-28	N	at Texas	4-2	38-36	2	1.5	HANEY (4-1)
6-29	N	at Texas	3-4	38-37	2	1.5	Patterson
6-30	N	at Texas	4-5	38-38	2	1.5	Bohanon
7-2	N	Toronto	3-2	39-38	2	1.0	GUBICZA (1-6)
7-3	N	Toronto	3-2	40-38	T1	-	CONE (6-8)
7-4	N	Toronto	3-1	41-38	T1	-	HANEY (5-1)
7-5	N	Baltimore	7-1	42-38	T1	-	GUBICZA (2-6)
7-6	N	Baltimore	0-8	42-39	T1	-	Moyer

Day-By-Day Record

Losing Pitcher	Daily Att.	Home Op. No.	Att. Total	Road Op. No.	Att. Total
APPIER (0-1)	39,532	1	39,532		
CONE (0-1)	14,911	2	54,443		
GUBICZA (0-1)	15,777	3	70,220		
GARDNER (0-1)	19,758	4	89,978		
APPIER (0-2)	25,604	5	115,582		
Tapani	16,954	6	132,536		
CONE (0-2)	56,704			1	56,704
GUBICZA (0-2)	21,817			2	78,521
Farr	14,091			3	92,612
MEACHAM (0-1)	30,537			4	123,149
CONE (0-3)	24,389			5	147,538
Erickson	21,986			6	169,524
Stottlemyre	14,985	7	147,521		
Timlin	15,693	8	163,214		
CONE (0-4)	19,369	9	182,583		
Rhodes	18,651	10	201,234		
MONTGOMERY (1-1)	21,437	11	222,671		
McDonald	21,248	12	243,919		
GUBICZA (0-3)	20,090	13	264,009		
Kiely	16,003	14	280,012		
Brow	49,073			7	218,597
PICHARDO (1-1)	49,114			8	267,711
APPIER (2-3)	45,915			9	313,626
Mills	46,415			10	360,041
RASMUSSEN (0-1)	43,844			11	403,885
GORDON (1-1)	10,889			12	414,774
Wells	15,653			13	430,427
Ryan	33,550	15	313,562		
CONE (C. 0-5)	17,967	16	331,529		
Cook	12,800			14	443,227
GARDNER (2-2)	12,081			15	455,308
Young	12,781			16	468,089
Langston	30,917			17	499,006
GUBICZA (0-4)	28,197			18	527,203
Farrell	33,549			19	560,752
Welch	19,153	17	350,682		
Hillegas	17,747	18	368,429		
GUBICZA (0-5)	21,212	19	389,641		
Johnson	27,785	20	417,426		
Converse	27,323	21	444,749		
MONTGOMERY (2-2)	17,935	22	462,684		
McDowell	28,143			20	588,895
Fernandez	25,451			21	614,346
Bere	26,530			22	640,876
APPIER (5-4)	19,201			23	660,077
Austin	26,308			24	686,385
PICHARDO (3-2)	16,678			25	703,063
Dopson	21,487			26	724,550
Quantrill	23,394			27	747,944
Clemens	29,541			28	777,485
Boddicker	22,673	23	485,357		
Wegman	25,427	24	510,784		
CONE (3-6)	27,437	25	538,221		
Austin	23,996	26	562,217		
Johnson	29,442	27	591,659		
BREWER (1-1)	21,155	28	612,814		
Abbott	21,582	29	634,396		
CONE (3-7)	28,216	30	662,612		
MEACHAM (2-2)	38,918	31	701,530		
Pall	31,949	32	733,479		
GARDNER (4-3)	29,399			29	806,884
PICHARDO (4-3)	13,474			30	820,358
Hanson	14,924			31	835,282
GORDON (4-2)	27,903			32	863,185
Boever	34,486			33	877,671
GARDNER (4-4)	32,843			34	930,514
PICHARDO (4-4)	27,757	33	761,236		
Sanderson	20,713	34	781,949		
HANEY (3-1)	23,459	35	805,408		
Langston	26,409	36	831,817		
GUBICZA (0-6)	17,207			35	947,721
DIPINO (1-1)	25,475			36	973,196
CONE (C. 5-8)	36,210			37	1,009,406
Rogers	21,505			38	1,030,911
SAMPEN (2-1)	24,855			39	1,055,766
GARDNER (4-5)	30,901			40	1,086,667
Cox	23,832	37	855,649		
Morris	28,960	38	884,609		
Stottlemyre	40,329	39	924,938		
Pennington	24,737	40	949,675		
GARDNER (4-6)	17,892	41	967,567		

1993 Royals

Date	D-N	Opponent	Score	Rec.	Pos.	GB	Winning Pitcher
7-7	N	Baltimore	3-8	42-40	2	1.0	Mussina
7-8	N	Detroit	6-5 (11)	43-40	2	1.0	MONTGOMERY (3-2)
7-9	N	Detroit	5-10	43-41	2	1.0	Bergman
7-10	D	Detroit	8-9	43-42	T2	1.0	Knudsen
7-11	D	Detroit	6-2	44-42	T2	1.0	APPIER (10-4)
7-15	N	at Toronto	2-7	44-43	T3	2.0	Leiter
7-16	N	at Toronto	7-3	45-43	3	2.0	HANEY (6-2)
7-17	D	at Toronto	5-4	46-43	T2	2.0	GUBICZA (3-6)
7-18	D	at Toronto	3-4	46-44	T2	3.0	Hentgen
7-19	N	at Baltimore	5-6	46-45	3	3.0	Moyer
7-20	N	at Baltimore	0-7	46-46	3	4.0	McDonald
7-21	D	at Baltimore	8-6	47-46	3	3.0	BREWER (2-1)
7-22	N	at Detroit	12-6	48-46	3	3.0	APPIER (11-4)
7-23	N	at Detroit	7-6	49-46	3	2.0	PICHARDO (5-6)
7-24	D	at Detroit	6-3	50-46	2	2.0	GORDON (5-2)
7-25	D	at Detroit	0-3	50-47	2	2.0	Moore
7-26	TN	Texas	12-3	51-47			HANEY (7-2)
7-26	TN	Texas	6-5	52-47	2	1.5	RASMUSSEN (1-2)
7-27	N	Texas	0-1	52-48	2	2.5	Rogers
7-28	N	Texas	3-10	52-49	2	3.5	Pavlik
7-29	D	Texas	9-4	53-49	2	3.0	GORDON (6-2)
7-30	N	Cleveland	3-0	54-49	2	3.0	CONE (C, 7-10)
7-31	N	Cleveland	4-6	54-50	2	4.0	Kramer
8-1	D	Cleveland	5-9	54-51	2	5.0	Wertz
8-3	N	at California	2-3	54-52	2	5.5	Langston
8-4	N	at California	3-2	55-52	2	4.5	CONE (8-10)
8-5	D	at California	4-5	55-53	T2	4.5	Hathaway
8-6	N	Oakland	2-5	55-54	3	4.5	VanPoppel
8-7	N	Oakland	5-2	56-54	T2	4.5	APPIER (12-6)
8-8	D	Oakland	4-3	57-54	T2	3.5	PICHARDO (6-7)
8-9	N	Seattle	7-6	58-54	2	3.5	BELINDA (1-1)
8-10	N	Seattle	4-1	59-54	2	3.5	GORDON (7-3)
8-11	N	Seattle	3-4	59-55	2	3.5	Bosio
8-12	N	at Chicago	4-1	60-55	2	2.5	APPIER (C, 13-6)
8-13	N	at Chicago	4-5	60-56	2	3.5	Cary
8-14	N	at Chicago	1-4	60-57	2	4.5	Fernandez
8-15	D	at Chicago	7-5	61-57	2	3.5	GORDON (8-3)
8-17	N	at Minnesota	3-2	62-57	2	3.5	HANEY (8-5)
8-18	N	at Minnesota	5-2	63-57	2	2.5	APPIER (14-6)
8-19	D	at Minnesota	4-2	64-57	2	2.0	CONE (9-11)
8-20	N	at New York	2-7	64-58	2	3.0	Jean
8-21	D	at New York	2-3	64-59	2	4.0	Kamieniecki
8-22	D	at New York	7-0	65-59	2	4.0	HANEY (C, 9-5)
8-23	N	Minnesota	2-3 (10)	65-60	2	4.0	Casian
8-24	N	Minnesota	5-3	66-60	2	4.0	CONE (10-11)
8-25	N	Minnesota	2-4	66-61	3	4.0	Erickson
8-26	N	Minnesota	3-0	67-61	2	3.5	MAGNANTE (1-1)
8-27	N	Boston	0-5	67-62	3	4.0	Clemens
8-28	D	Boston	1-2 (11)	67-63	3	5.0	Russell
8-29	D	Boston	5-4 (12)	68-63	3	5.0	GUBICZA (4-6)
8-30	N	at Milwaukee	1-2	68-64	3	6.0	Eldred
8-31	N	at Milwaukee	6-5	69-64	3	6.0	CADARET (1-0)
9-1	D	at Milwaukee	1-7	69-65	3	7.0	Navarro
9-3	N	at Boston	5-1	70-65	3	6.5	APPIER (15-6)
9-4	D	at Boston	4-2	71-65	3	6.5	CONE (11-11)
9-5	D	at Boston	5-2	72-65	2	6.5	GORDON (9-6)
9-6	D	Milwaukee	2-3	72-66	3	6.5	Navarro
9-8	N	Milwaukee	1-2	72-67	3	7.0	Bones
9-10	N	New York	6-5	73-67	3	6.0	MONTGOMERY (4-5)
9-11	N	New York	5-12	73-68	3	7.0	Wickman
9-12	D	New York	10-2	74-68	3	6.0	GORDON (C, 10-6)
9-13	N	Chicago	9-0	75-68	3	5.0	APPIER (16-6)
9-14	N	Chicago	3-8	75-69	3	6.0	Bere
9-15	N	Chicago	6-10 (11)	75-70	3	7.0	Hernandez
9-16	N	at Seattle	1-14	75-71	T3	7.5	Johnson
9-17	N	at Seattle	6-3	76-71	3	7.5	GORDON (11-6)
9-18	N	at Seattle	1-0	77-71	3	6.5	APPIER (C, 17-6)
9-19	D	at Seattle	1-4	77-72	3	7.5	Hanson
9-20	N	at Oakland	1-2	77-73	3	8.5	Van Poppel
9-21	N	at Oakland	6-9	77-74	T3	8.5	Downs
9-22	N	at Oakland	3-2 (10)	78-74	T3	8.5	MONTGOMERY (5-5)
9-23	D	at Oakland	1-2	78-75	4	9.5	Witt
9-24	N	California	7-2 (5)	79-75	3	9.5	PICHARDO (C, 7-8)
9-25	N	California	2-6	79-76	3	10.5	Leftwich
9-26	D	California	9-8 (10)	80-76	3	9.5	MONTGOMERY (6-5)
9-27	N	Cleveland	6-5	81-76	3	9.5	GUBICZA (5-8)
9-28	N	Cleveland	2-3	81-77	3	9.5	Grimsley
9-29	N	Cleveland	3-2	82-77	3	9.5	MONTGOMERY (7-5)
10-1	N	at Texas	0-2	82-78	3	10.5	Pavlik
10-2	D	at Texas	7-4	83-78	3	10.5	GORDON (12-6)
10-3	D	at Texas	4-1	84-78	3	10.0	APPIER (18-8)

Day-By-Day Record

Losing Pitcher	Daily Att.	Home Op. No.	Att. Total	Road Op. No.	Att. Total
PICHARDO (4-5)	20,910	42	988,477		
Groom	29,799	43	1,018,276		
HANEY (5-2)	25,702	44	1,043,978		
SAMPEN (2-2)	31,180	45	1,075,158		
Doherty	29,158	46	1,104,316		
BURGOS (0-1)	50,503			41	1,137,170
Morris	50,531			42	1,187,701
Cox	50,512			43	1,238,213
PICHARDO (C, 4-6)	50,524			44	1,288,737
RASMUSSEN (0-2)	46,056			45	1,334,793
CONE (6-9)	45,983			46	1,380,776
Olson	46,216			47	1,426,992
Gullickson	25,334			48	1,452,326
MacDonald	34,123			49	1,486,449
Bergman	39,132			50	1,525,581
CONE (6-10)	32,970			51	1,558,551
Brown					
Bohanon	35,882	47	1,140,198		
APPIER (C, 11-5)	22,415	48	1,162,613		
PICHARDO (5-7)	23,503	49	1,186,116		
Leibrandt	28,847	50	1,214,963		
Mesa	31,769	51	1,246,732		
HANEY (7-3)	31,712	52	1,278,444		
APPIER (11-6)	22,818	53	1,301,262		
BELINDA (0-1)	19,895			52	1,578,446
Leftwich	23,167			53	1,601,613
GORDON (6-3)	23,585			54	1,625,178
HANEY (7-4)	30,326	54	1,331,588		
Downs	33,282	55	1,364,870		
Darling	25,717	56	1,390,587		
Power	32,633	57	1,423,220		
Fleming	22,187	58	1,445,407		
HANEY (7-5)	23,990	59	1,469,397		
McDowell	38,984			55	1,664,182
MONTGOMERY (3-3)	34,272			56	1,698,454
CONE (C, 8-11)	42,417			57	1,740,871
Belcher	38,395			58	1,779,266
Deshaiies	33,042			59	1,812,308
Tapani	23,500			60	1,835,808
Guardado	21,544			61	1,857,352
GORDON (8-4)	29,758			62	1,887,110
MAGNANTE (0-1)	41,543			63	1,928,653
Perez	43,606			64	1,972,259
MONTGOMERY (3-4)	26,040	60	1,495,437		
Guardado	20,556	61	1,515,993		
GORDON (8-5)	17,725	62	1,533,718		
Banks	24,946	63	1,558,664		
HANEY (9-6)	24,428	64	1,583,092		
MONTGOMERY (3-5)	25,638	65	1,608,730		
Dopson	23,396	66	1,632,126		
GORDON (C, 8-6)	10,981			65	1,983,240
Miranda	14,723			66	1,997,963
HANEY (9-7)	10,015			67	2,006,178
Darwin	28,323			68	2,034,501
Ryan	31,223			69	2,065,724
Clemens	32,012			70	2,097,736
CADARET (1-1)	21,451	67	1,653,577		
BREWER (2-2)	16,735	68	1,670,312		
Howe	21,371	69	1,691,683		
HANEY (9-8)	33,191	70	1,724,874		
Hutton	21,899	71	1,746,773		
Belcher	22,083	72	1,768,856		
PICHARDO (6-8)	16,990	73	1,785,846		
GUBICZA (4-7)	18,158	74	1,804,004		
HANEY (9-9)	14,125			71	2,111,861
Fleming	17,151			72	2,129,012
Bosio	33,597			73	2,162,609
MAGNANTE (1-2)	17,686			74	2,180,295
CONE (C, 11-12)	15,039			75	2,195,334
GUBICZA (4-8)	20,656			76	2,215,990
Smithberg	18,370			77	2,234,360
APPIER (17-7)	21,360			78	2,255,720
Magrane	17,336	75	1,821,340		
CONE (11-13)	24,907	76	1,846,247		
Swingle	19,391	77	1,865,638		
DIPoto	18,244	78	1,883,882		
APPIER (17-8)	19,468	79	1,903,350		
Hernandez	31,228	80	1,934,578		
CONE (C, 11-14)	40,735			79	2,296,455
Brown	41,074			80	2,337,529
Dreyer	41,039			81	2,378,568

1993 Kansas City Royals Recap

General: The 1993 season will be viewed as bittersweet in Kansas City...the club made improvements over the past 3 seasons climbing to a 3rd place finish after two 6ths (1990-91) and a 5th place finish (1992)...the Royals reversed a 72-90 mark to an 84-78 record in '93...that came despite an 0-5 and 2-9 start...the Royals even spent 25 days in 1st place and were as close as 3 games from the top spot as late as August 20...bittersweet because the Royals witnessed the passing of Owner Ewing M. Kauffman and the retirement of future Hall of Famer George Brett, the heart-and-soul of the franchise...with an emphasis on an improved defense, the Royals established a club record for fewest team errors with 97...Greg Gagne, Jose Lind, Wally Joyner and Brian McRae headed a solid defensive unit...pitching was another strong point and with a little more run support the club may have boasted a pair of 20-game winners in Kevin Appier and David Cone...Appier was 18-8 with a league-leading 2.56 ERA...Cone was but 11-14 but had a solid 3.33 ERA...KC scored but 18 runs in his 14 losses...Tom Gordon earned a spot in the rotation and went on to post a 12-6 record and 3.58 ERA...Jeff Montgomery anchored the bullpen...he tied for the league lead in saves (45) while also equalling Dan Quisenberry's team record...the righthander won the American League Fireman of the Year Award with 127 Roloids points.

Record: The Royals improved their record by 12 games and moved up 3 spots in the standings over their 1992 finish...it was the first time since the 1979-80 campaigns that the Royals showed a 10+ game improvement...the Royals posted an 84-78 record, 3rd in the American League's Western Division, 10 games in back of the division-winning White Sox...the Royals recorded their highest number of victories since 1989 and finished in the upper division for the 1st time since the '89 campaign...the Royals got off to their 2nd straight slow start, losing their first 5 games of the season and 9 of the first 11 to fall 5 1/2 games off the pace after playing just 2 weeks...however, the Royals were able to turn the corner and climbed to the .500 level for the first time at 20-20 on May 22...Kansas City began its longest winning streak on May 31, a 5-game stretch, that moved them into a tie for 1st place on June 2 with a 27-23 record...the Royals held at least a share of 1st place for 20 consecutive days through June 22...the Royals hung around the top spot in the West for the next couple weeks, with their last share of 1st place coming on July 6 when they were 42-39...they went into the All-Star break with a 44-42 record, 1 game back...the Royals played close to .500 ball for the remainder of the season, never getting more than 7 games over the .500 mark...Kansas City fell a season-high 10 1/2 games off the pace on 3 occasions late in the season and was eliminated from the Western Division race on September 24...the Royals won their 81st game on September 27, assuring themselves of at least a .500 record for the 16th time in their 25 year history.

Attendance: The Royals showed improvement at the turnstiles in 1993, finishing with a Kauffman Stadium total of 1,934,578 or 66,889 more fans than they drew in 1992...they averaged 24,182 in 80 home dates...however, the Royals had the league's 2nd lowest home attendance ahead of only Milwaukee...it was the 2nd consecutive year the Royals failed to go over the 2 million mark in home attendance after 7 straight seasons with over 2 million in attendance...the largest crowd to see a game in Kansas City came on July 4 vs. Toronto when 40,329 paid their way into the park...the

1993 RECAP Continued

Royals, like every other A.L. team, went over the 2 million mark in road attendance, finishing with a total of 2,378,568 for an average of 29,365 in 81 road dates, the 9th best average in the league.

East and West: The Royals posted a 43-41 mark against teams from the East and a 41-37 record against teams from the West... KC logged an 8-4 mark against Toronto; 7-5 vs. Boston and Detroit; went 7-6 against California, Chicago, Seattle, Minnesota, and Texas; was 6-6 versus New York and 6-7 against Oakland; and finished 5-7 against Baltimore, Cleveland and Milwaukee.

Home and Road: The Royals played better than .500 ball both at home and on the road for just the 6th time in their 25-year history and for the 1st time since 1985...the Royals finished 43-38 at home, a better than .500 record at home for the 20th time but 1 fewer home win than in '92...they were 22-20 at home vs. the East and 21-18 against teams within their division...the club hit .283 at home, 2nd in the league, with 370 runs (4.6/game)...they logged a Kauffman Stadium ERA of 3.94...the Royals posted a 41-40 road record, 20-19 in Western Division cities and 21-21 in the East... they won 13 more road games than in 1992 and finished with a better than .500 record on the road for the 8th time in their history... they hit a league-low .244 on the road with 305 runs (3.8/game) while logging a 4.15 ERA...the Royals swept all 6 games in Boston but the Red Sox nearly returned the favor by winning 5 of 6 in KC... the Royals went 5-2 in Chicago but lost 4 of 6 to the Sox at home.

Grass and Turf: The Royals were 53-47 on the artificial turf in 1993, 43-38 at home and 10-9 on the road...the 53 turf wins was a 3-game improvement over 1992...the Royals hit .274 on the fake stuff with 432 runs (4.3/game)...they posted a 4.06 ERA on turf... Kansas City was 31-31 on grass surfaces, showing a 9-game improvement over 1992...the Royals hit .247 on the natural stuff with 243 runs (3.9/ game)...they logged a 4.01 ERA on grass.

Day and Night: The Royals were 27-23 in games played under the sun, 13 more wins than in 1992...they were 11-8 in home day games and 16-15 in road day contests...the Royals hit .257 during the day scoring 214 runs (4.3/game) and logged a 3.82 ERA... Kansas City was 57-55 in games played under the lights including a 32-30 mark in Kauffman Stadium and a 25-25 road night time record...they hit .266 at night with 461 runs (4.1 runs/game) and posted a 4.14 ERA.

By Months: The Royals were 9-14 in April, 16-9 in May, 13-15 in June, 16-12 in July, 15-14 in August, 13-13 in September and 2-1 in October...the 9 wins in April was the most since 1989, while the 16 wins in May was the high mark since 1987...the Royals logged a .500 or better August for the 10th consecutive year...the Royals batted .253 in April, .270 in May, .283 in June, .283 in July, .244 in August, .249 in September and .228 in October...they recorded an ERA of 4.60 in April, 3.68 in May, 4.35 in June, 4.27 in July, 3.28 in August, 4.38 in September and 2.42 in October.

The Roster: The Royals used 43 players in 1993, 23 position players and 20 pitchers...those making their major league debuts in 1993 included: Billy Brewer, Enrique Burgos, Jeff Granger, Bob Hamelin and Phil Hiatt...Stan Belinda, Hubie Brooks, Greg Cadaret, Frank DiPino, Gary Gaetti, Greg Gagne, Mark Gardner, John Habyan, Felix Jose, Jose Lind, Nelson Santovenia and Craig Wilson all made their 1st appearances in a Royals' uniform.

Batting: The Royals finished the 1993 season with a .263 batting average, the 10th best mark in the American League...the Royals were tied for 3rd in the league in doubles (294) and hit by pitches (52), but finished last in runs scored (675), walks (428) and on-base pct. (.320)...individually Brian McRae tied for 9th in the

1993 RECAP Continued

league in hits (177) and tied for 4th in triples (9) while Felix Jose was 8th in stolen bases (31)...George Brett led the team with 75 RBI while Mike Macfarlane belted a team-high 20 home runs...Wally Joyner had 36 doubles and scored 83 runs, tops on the club.

Home Runs: The Royals belted 125 home runs, 50 more than in 1992 and their high mark since collecting a club record 168 round trippers in 1987...they hit 50 Kauffman Stadium 4-baggers, doubling their 1992 output of 24 and posting their most home dingers since hitting 55 in 1988...Kevin McReynolds paced the club with 8 home runs at home...Kansas City belted 75 fence busters on the road, their high since hitting a club record 95 in 1987...Mike Macfarlane hit a team-high 13 road home runs.

Grand Slams: The Royals belted 3 grand slam home runs in 1993...Wally Joyner connected at Detroit on July 23 off Bob MacDonald...it was his 4th career grand slam...Greg Gagne was the only Royal to hit a Kauffman Stadium grand slam in 1993, off Texas' Bob Patterson on July 29, his 2nd career grand slam...Gary Gaetti became the 1st player to hit a grand slam off Roger Clemens when he connected in Fenway Park on September 5...it was Gaetti's 7th career grand slam.

Inside the Park: The Royals had 2 inside-the-park home runs in 1993...Wally Joyner hit a solo shot in Kauffman Stadium off California's Doug Linton on June 24 for his 1st career in-the-park homer...Brian McRae had the Royals' 1st road in-the-park homer since 1990 when he got one in at Toronto off Danny Cox on July 17...it was McRae's 4th career in-the-park homer, moving him into 4th place on the Royals' all-time list...the Royals have hit 12 inside-the-park home runs in the past 3 seasons and 16 in the last 4 years, 14 of which have been hit in Kauffman Stadium.

Designated Hitting: The Royals posted a .255 average from their designated hitters, 8th in the league, with 20 home runs (T9th) and 80 RBI (11th)...555 of the 647 at-bats were handled by George Brett, who had the 2nd highest total of DH at-bats in the league behind the Angels' Chili Davis...Brett was 4th among DH's in home runs with 19 and 5th in RBI with 74.

Pinch Hitting: KC pinch hitters boasted a .260 average, (33-for-127) 6th in the American League...they drove in 23 runs, the league's 3rd best total...Hubie Brooks led the circuit with 10 pinch-hit base hits while logging the 3rd highest number of pinch-hit at-bats (33)...he tied for 2nd in the A.L. with 8 pinch-hit RBI.

Pitching: The Royals ranked 3rd in the league with a 4.04 ERA...despite the high finish it was the 1st time since the 1983 season in which the club finished with over a 4.00 team ERA...the staff tied for the fewest number of hits (1,379) and home runs (105) allowed...the staff unleashed a club record 76 wild pitches, the 2nd highest mark in the league...opponents hit at a .254 clip against Royals pitching.

Starters: KC starters posted a 59-55 record and 4.03 ERA, the league's 4th best mark...opponents them at a .251 clip...Kevin Appier led the league with a 2.56 ERA...he was tied for 4th in wins (18), 8th in innings pitched (238.2), 6th in strikeouts (186), 8th in winning pct. (.692) and 2nd in opponents batting average (.212)...David Cone was among the leaders in innings (5th-254.0), strikeouts (4th-191), complete games (9th-6) and opponents batting average (3rd-.223)...9 different pitchers made starts for the Royals after 16 made starts in 1992.

Relievers: Royal relievers posted a 25-23 record and a 4.06 ERA, tying for the 7th best mark in the league...they recorded 48 saves, tying for 2nd in the A.L. and their most since establishing a club record 50 in 1984...opponents hit them at a .261 clip...Jeff

1993 RECAP Continued

Montgomery tied for the A.L. lead with 45 saves and won the Rolands Relief Man Award with 127 points...he was 9th in the league in appearances with 69 and was 3rd in games finished with 63...the Royals were 65-0 when leading after 8 innings and have won their last 145 games when leading after 8 dating back to August 25, 1991.

Fielding: The Royals established a club record with a .984 fielding pct., tying for 2nd in the league and bettering the previous mark of .982 set in 1989...the Royals committed 97 errors, the 2nd fewest in the league and better than the club's previous low error mark of 114 set in 1989...the club played 95 errorless games in 1993, topping the old mark of 80 set in 1986...the Royals allowed 45 unearned runs, fewest in club history...Jose Lind was the league's top fielding 2nd baseman with a .994 fielding pct. (4 errors in 635 total chances) while Greg Gagne led A.L. shortstops with a .986 fielding pct., committing 10 errors in 727 chances.

Close Games: The Royals posted a 38-32 record in 1-run decisions...the 70 1-run verdicts and the 38 1-run wins were the most in the majors and were club records, while the 32 1-run losses were the most in the American League and 1 shy of the club record of 33 set in 1970...the Royals fell just short of the A.L. record of 74 1-run decisions in a 162-game season held by the 1968 White Sox...the Royals also set club records for most 1-run wins (21) and losses (16) at home and 1-run wins (17) on the road...the Royals were 8-6 in extra inning contests, 5-5 at home and 3-1 on the road...they were 13-7 in 2-run games, so in games decided by 2 runs or less they posted a 51-39 record...90 games or 56 percent of the schedule were decided by 2 runs or less.

Doubleheaders: The Royals played just 1 doubleheader in the 1993 season, sweeping a pair of games from the Texas Rangers in Kauffman Stadium on July 26 by scores of 12-3 and 6-5...the Royals are 59-35-79 all-time in doubleheaders.

Injuries: The Royals used the Disabled List 15 times including Dennis Rasmussen, Keith Miller, Rusty Meacham and David Howard twice each...the disabling injuries included: Dennis Rasmussen—Morton's neuroma in left foot and sprained right ankle; Mike Boddicker—minor tear in knee; Keith Miller—groin pull and torn ligament in left thumb; Rico Rossy—chicken pox; David Howard—Bell's palsy and strained right hamstring; Frank DiPino—strained neck muscle; Rusty Meacham—sore right elbow and right elbow tear; Curtis Wilkerson—broken left ankle; Kevin McReynolds—foot drop; Mark Gardner—strained right shoulder; Hipolito Pichardo—fatigued right shoulder.

Streaks: The Royals longest winning streak of the season was 5 games from May 31-June 4...the longest losing streak of the season was also 5 games, from Opening Day, April 5, through April 10.

Milestones: George Brett collected his 300th home run, 200th stolen base, 2,000th career single, and moved up to 11th on the all-time hits list with 3,154...Jeff Montgomery established a personal high and tied the club record with 45 saves and won his 1st Rolands' Relief Man Award...Kevin McReynolds belted his 200th home run...Kevin Appier became just the 2nd Royal, joining Bret Saberhagen in 1989, to win the A.L. ERA crown.

All-Stars: For the 2nd straight year, Jeff Montgomery was the only Royal player selected for the All-Star Game...Monty pitched 1.0 perfect inning of relief in the A.L. victory in Baltimore.

Closing Stadiums: The Royals played their final games in Cleveland Stadium and Arlington Stadium...the Royals posted an all-time Cleveland Stadium record of 73-74, while they had an all-time record of 74-77 in Arlington Stadium.

1993 Major League Standings

A.L. West

Club	W	L	Pct.	GB
Chicago	94	68	.580	-
Texas	86	76	.531	8
Kansas City	84	78	.519	10
Seattle	82	80	.506	12
California	71	91	.438	23
Minnesota	71	91	.438	23
Oakland	68	94	.420	26

A.L. East

Club	W	L	Pct.	GB
Toronto	95	67	.586	-
New York	88	74	.543	7
Baltimore	85	77	.525	10
Detroit	85	77	.525	10
Boston	80	82	.494	15
Cleveland	76	86	.469	19
Milwaukee	69	93	.426	26

N.L. West

Club	W	L	Pct.	GB
Atlanta	104	58	.642	-
San Francisco	103	59	.636	1
Houston	85	77	.525	19
Los Angeles	81	81	.500	23
Cincinnati	73	89	.451	31
Colorado	67	95	.414	37
San Diego	61	101	.377	43

N.L. East

Club	W	L	Pct.	GB
Philadelphia	97	65	.599	-
Montreal	94	68	.580	3
St. Louis	87	75	.537	10
Chicago	84	78	.519	13
Pittsburgh	75	87	.463	22
Florida	64	98	.395	33
New York	59	103	.364	38

Toronto defeated Chicago, 4 games to 2. Philadelphia defeated Atlanta, 4 games to 2. Toronto defeated Philadelphia, 4 games to 2.

If Realignment Had Existed in 1993

A.L. East

Club	W	L	Pct.	GB
Toronto	95	67	.586	-
New York	88	74	.543	7
Baltimore	85	77	.525	10
Detroit	85	77	.525	10
Boston	80	82	.494	15

N.L. East

Club	W	L	Pct.	GB
Atlanta	104	58	.642	-
Philadelphia	97	65	.599	7
Montreal	94	68	.580	10
Florida	64	98	.395	40
New York	59	103	.364	45

A.L. Central

Club	W	L	Pct.	GB
Chicago	94	68	.580	-
Kansas City	84	78	.519	10
Cleveland	76	86	.469	18
Minnesota	71	91	.438	23
Milwaukee	69	93	.426	25

N.L. Central

Club	W	L	Pct.	GB
St. Louis	87	75	.537	-
Houston	85	77	.525	2
Chicago	84	78	.519	3
Pittsburgh	75	87	.463	12
Cincinnati	73	89	.451	14

A.L. West

Club	W	L	Pct.	GB
Texas	86	76	.531	-
Seattle	82	80	.506	4
California	71	91	.438	15
Oakland	68	94	.420	18

N.L. West

Club	W	L	Pct.	GB
San Francisco	103	59	.636	-
Los Angeles	81	81	.500	22
Colorado	67	95	.414	36
San Diego	61	101	.377	42

Divisional Playoff Pairings

For the first time in Major League Baseball history, a "wild card" team will make the playoffs in 1994. The three divisional winners from each league, along with the second place club with the best record will advance to a best-of-five first round. The winners will advance to a seven-game league championship series. Had the new divisional realignment been in effect in 1993, the first round pairings would have matched Toronto against Texas and the White Sox against the Yankees in the American League. In the senior circuit, Atlanta would have faced St. Louis while San Francisco would have met Philadelphia. The Yankees and Phillies would have qualified as "wild card" teams, as they each had the best 2nd place record in the two leagues.

1993 American League Club Statistics

Batting

CLUB	AVG	AB	R	H	2B	3B	HR	RBI	SH	SF	BB	IBB	SO	SB	CS	GIDP
New York	.279	5615	821	1568	294	24	178	793	22	50	629	47	910	39	35	149
Toronto	.279	5579	847	1556	317	42	159	796	46	54	588	57	861	170	49	138
Cleveland	.275	5619	790	1547	264	31	141	747	39	72	488	57	843	159	55	131
Detroit	.275	5620	899	1546	282	38	178	853	33	52	765	50	1122	104	63	101
Texas	.267	5510	835	1472	284	39	181	780	69	56	483	56	984	113	67	111
Baltimore	.267	5508	786	1470	287	24	157	744	49	56	655	52	930	73	54	131
Chicago	.265	5483	776	1454	228	44	162	731	72	61	604	52	834	106	57	126
Minnesota	.264	5601	693	1480	261	27	121	642	27	37	493	35	850	83	59	150
Boston	.264	5496	686	1451	319	29	114	644	80	49	508	69	871	73	38	146
Kansas City	.263	5522	675	1455	294	35	125	641	48	51	428	50	936	100	75	107
Seattle	.260	5494	734	1429	272	24	161	681	63	51	624	73	901	91	68	132
California	.260	5391	684	1399	259	24	114	644	50	46	564	39	930	169	100	129
Milwaukee	.258	5525	733	1426	240	25	125	688	57	45	555	52	932	138	93	117
Oakland	.254	5543	715	1408	260	21	158	679	46	49	622	45	1048	131	59	125
Totals	.267	10674	3861	2074	701	8006	12952	872	77506	20661	427	10063	729	734	1549	1793

Pitching

CLUB	W	L	ERA	CG	SHO	SV	IP	H	R	ER	HR	HB	BB	IBB	SO	WP	BK
Chicago	94	68	3.70	16	11	48	1454.0	1398	664	598	125	40	566	36	974	51	7
Boston	80	82	3.77	9	11	44	1452.1	1379	698	609	127	48	552	87	997	42	11
Kansas City	84	78	4.04	16	6	48	1445.1	1379	694	649	105	44	571	36	985	76	7
Seattle	82	80	4.20	22	10	41	1453.2	1421	731	678	135	66	605	56	1083	57	6
Toronto	95	67	4.21	11	11	50	1441.1	1441	742	674	134	32	620	38	1023	83	8
Texas	86	76	4.28	20	6	45	1438.1	1476	751	684	144	44	562	42	957	52	14
Baltimore	85	77	4.31	21	10	42	1442.2	1427	745	691	153	38	579	50	900	41	2
California	71	91	4.34	26	6	41	1430.1	1482	770	690	153	51	550	35	843	55	7
New York	88	74	4.35	11	13	38	1438.1	1467	761	695	170	29	552	58	899	33	5
Milwaukee	69	93	4.45	26	6	29	1447.0	1511	792	716	153	60	522	58	810	45	7
Cleveland	76	86	4.58	7	8	45	1445.2	1591	813	736	182	39	591	53	888	41	5
Detroit	85	77	4.65	11	7	36	1436.2	1547	837	742	188	48	542	92	828	68	5
Minnesota	71	91	4.71	5	3	44	1444.1	1591	830	756	148	45	514	34	901	43	13
Oakland	68	94	4.90	8	2	42	1452.1	1551	846	791	157	49	680	59	864	39	6
Totals	1134	4.32	110	20222.1	10674	2074	8006	12952	103	1134	209	593	20661	9709	633	734	726

Fielding

CLUB	PCT.	G	PO	A	E	TC	DP	TP	PB
Seattle	.985	162	4361	1726	90	6177	173	0	13
Kansas City	.984	162	4336	1709	97	6142	150	0	14
Baltimore	.984	162	4328	1789	100	6217	171	0	6
Minnesota	.984	162	4333	1755	100	6188	160	0	21
New York	.983	162	4315	1889	105	6309	166	0	7
Toronto	.982	162	4324	1583	107	6014	144	0	6
Oakland	.982	162	4357	1627	111	6095	161	0	15
Chicago	.982	162	4362	1665	112	6139	153	0	15
California	.980	162	4291	1694	120	6105	161	0	10
Boston	.980	162	4357	1692	122	6171	155	0	11
Texas	.979	162	4315	1779	132	6226	145	0	18
Detroit	.979	162	4310	1777	132	6219	148	0	8
Milwaukee	.979	162	4341	1633	131	6105	148	0	12
Cleveland	.976	162	4337	1661	148	6146	174	0	9
Totals	.981	1134	60667	23979	1607	86253	2209	0	165

1993 Royals Statistics

Batting

PLAYER	AVG.	G	AB	R	H	2B	3B	HR	RBI	SH	SF	HP	BB	SO	SB	CS	GDP	E
Brett	.266	145	560	69	149	31	3	19	75	0	10	3	39	67	7	5	20	0
Brooks	.286	75	168	14	48	12	0	1	24	0	1	1	11	27	0	1	5	2
Gaetti	.256	82	281	37	72	18	1	14	46	2	6	8	16	75	0	3	2	6
Gagne	.280	159	540	66	151	32	3	10	57	4	4	0	33	93	10	12	7	10
Gwynn	.300	103	287	36	86	14	4	1	25	2	2	1	24	34	0	1	7	1
Hamelin	.224	16	49	2	11	3	0	2	5	0	0	0	6	15	0	0	2	2
Hiatt	.218	81	238	30	52	12	1	7	36	0	2	7	16	82	6	3	8	16
Howard-T	.333	15	24	5	8	0	1	0	2	2	1	0	2	5	1	0	0	3
Howard-R	.000	-	0	-	0	0	0	0	0	0	0	0	0	-	-	0	-	-
Howard-L	.333	-	24	-	8	0	1	0	2	2	1	0	2	5	-	-	0	-
Jose-T	.253	149	499	64	126	24	3	6	43	1	2	1	36	95	31	13	5	7
Jose-R	.069	-	29	-	2	0	0	0	1	1	0	0	0	8	-	-	1	-
Jose-L	.264	-	470	-	124	24	3	6	42	0	2	1	36	87	-	-	4	-
Joyner	.292	141	497	83	145	36	3	15	65	2	5	3	66	67	5	9	6	7
Koslofski	.269	15	26	4	7	0	0	1	2	1	0	1	4	5	0	1	1	0
Lind	.248	136	431	33	107	13	2	0	37	13	5	2	13	36	3	2	7	4
Macfarlane	.273	117	388	55	106	27	0	20	67	1	6	16	40	83	2	5	8	11
Mayne	.254	71	205	22	52	9	1	2	22	3	0	1	18	31	3	2	6	2
McRae-T	.282	153	627	78	177	28	9	12	69	14	3	4	37	105	23	14	8	7
McRae-R	.322	-	199	-	64	8	4	5	26	4	1	3	3	23	-	-	3	-
McRae-L	.264	-	428	-	113	20	5	7	43	10	2	1	34	82	-	-	5	-
McReynolds	.245	110	351	44	86	22	4	11	42	1	3	1	37	56	2	2	8	2
Miller	.167	37	108	9	18	3	0	0	3	0	1	1	8	19	3	1	3	6
Pulliam	.258	27	62	7	16	5	0	1	6	0	0	1	2	14	0	0	3	1
Rosby	.221	46	86	10	19	4	0	2	12	1	0	1	9	11	0	0	0	1
Santovenia	.125	4	8	0	1	0	0	0	0	0	0	0	1	2	0	0	0	0
Shumpert	.100	8	10	0	1	0	0	0	0	0	0	0	2	2	1	0	0	0
Wilkerson-T	.143	12	28	1	4	0	0	0	0	0	0	0	1	6	2	0	1	0
Wilkerson-R	.000	-	7	-	0	0	0	0	0	0	0	0	0	1	-	-	0	-
Wilkerson-L	.190	-	21	-	4	0	0	0	0	0	0	0	1	5	-	-	1	-
Wilson	.265	21	49	6	13	1	0	1	3	1	0	0	7	6	1	1	0	1
Pitchers	.000	162	0	0	0	0	0	0	0	0	0	0	0	0	0	0	0	8
DH	.255	162	647	79	165	34	3	20	80	0	10	4	46	83	7	6	22	0
TOTALS	.263	162	5522	675	1455	294	35	125	641	48	51	52	428	936	100	75	107	97
OPPONENTS	.254	162	5436	694	1379	292	28	105	651	41	52	44	571	985	119	71	113	116

Pitching

PITCHER	W	L	ERA	G	GS	CG	SHO	SV	IP	H	R	ER	HR	HB	BB	SO	WP	BK	AVG.	OPP.
Appier	18	8	2.56	34	34	5	1	0	238.2	183	74	68	8	1	81	186	5	0	.212	
Belinda	1	1	4.28	23	0	0	0	0	27.1	30	13	13	2	1	6	25	2	0	.280	
Brewer	2	2	3.46	46	0	0	0	0	39.0	31	16	15	6	0	20	28	2	1	.230	
Burgos	0	1	9.00	5	0	0	0	0	5.0	5	5	5	0	1	6	6	3	0	.238	
Cadaret	1	1	2.93	13	0	0	0	0	15.1	14	5	5	0	1	7	2	0	0	.264	
Cone	11	14	3.33	34	34	6	1	0	254.0	205	102	94	20	10	114	191	14	2	.223	
DiPino	1	1	6.89	11	0	0	0	0	15.2	21	12	12	2	2	6	5	0	0	.328	
Gardner	4	6	6.19	17	16	0	0	0	91.2	92	65	63	17	4	36	54	2	0	.272	
Gordon	12	6	3.58	48	14	2	0	1	155.2	125	65	62	11	1	77	143	17	0	.223	
Granger	0	0	027.00	1	0	0	0	0	1.0	3	3	3	0	0	2	1	0	0	.500	
Gubicza	5	8	4.66	49	6	0	0	2	104.1	128	61	54	2	2	43	80	12	0	.307	
Habyan	0	0	4.50	12	0	0	0	0	14.0	14	7	7	1	0	4	10	0	0	.259	
Haney	9	9	6.02	23	23	1	1	0	124.0	141	87	83	13	3	53	65	6	1	.286	
Magnante	1	2	4.08	7	6	0	0	0	35.1	37	16	16	3	1	11	16	1	0	.282	
Meacham	2	2	5.57	15	0	0	0	0	21.0	31	15	13	2	3	5	13	0	0	.326	
Montgomery	7	5	2.27	69	0	0	0	45	87.1	65	22	22	3	2	23	66	3	0	.206	
Pichardo	7	8	4.04	30	25	2	0	0	165.0	183	85	74	10	6	53	70	5	3	.282	
Rasmussen	1	2	7.45	9	4	0	0	0	29.0	40	25	24	4	1	14	12	2	0	.328	
Reed	0	0	9.82	1	0	0	0	0	3.2	6	4	4	0	1	1	3	0	0	.375	
Sampen	2	2	5.89	18	0	0	0	0	18.1	25	12	12	1	4	9	9	2	0	.338	
TOTALS	84	78	4.04	162	162	16	6	48	1445.1	1379	694	649	105	44	571	985	76	7	.254	
OPPONENTS	78	84	3.82	162	162	19	7	42	1445.1	1455	675	613	125	52	428	936	57	5	.263	

1993 Individual Fielding

By Position

Player	Team	Pos.	Pct.	G	PO	A	E	TC	DP
Brooks	Kansas City	1B	1.000	3	19	3	0	22	1
Gaetti	California	1B	1.000	6	37	2	0	39	2
Gaetti	Kansas City	1B	.991	18	97	10	1	108	11
Gwynn	Kansas City	1B	1.000	1	12	1	0	13	1
Hamelin	Kansas City	1B	.986	15	129	9	2	140	10
Joyner	Kansas City	1B	.994	140	1116	145	7	1268	116
Howard	Kansas City	2B	.927	7	15	23	3	41	2
Lind	Kansas City	2B	.994	136	269	362	4	635	75
Miller	Kansas City	2B	.900	3	3	6	1	10	1
Rossy	Kansas City	2B	.987	24	29	48	1	78	11
Shumpert	Kansas City	2B	1.000	8	11	11	0	22	3
Wilkerson	Kansas City	2B	1.000	10	5	16	0	21	3
Wilson	Kansas City	2B	.800	1	1	3	1	5	0
Gaetti	California	3B	.857	7	1	5	1	7	1
Gaetti	Kansas City	3B	.974	72	50	136	5	191	15
Hiatt	Kansas City	3B	.909	70	45	114	16	175	6
Howard	Kansas City	3B	1.000	2	1	0	0	1	0
Miller	Kansas City	3B	.889	21	11	29	5	45	2
Rossy	Kansas City	3B	1.000	16	2	7	0	9	0
Wilson	Kansas City	3B	1.000	15	7	19	0	26	4
Gagne	Kansas City	SS	.986	159	266	451	10	727	93
Howard	Kansas City	SS	1.000	3	1	5	0	6	0
Rossy	Kansas City	SS	1.000	11	11	21	0	32	7
Wilkerson	Kansas City	SS	1.000	4	3	9	0	12	0
Brooks	Kansas City	OF	.966	40	53	3	2	58	1
Coleman	New York (NL)	OF	.982	90	162	5	3	170	0
Goodwin	Los Angeles	OF	1.000	12	8	0	0	8	0
Gwynn	Kansas City	OF	.994	83	149	6	1	156	0
Henderson	Oakland	OF	.991	76	205	7	2	214	4
Howard	Kansas City	OF	.000	1	0	0	0	0	0
Jose	Kansas City	OF	.972	144	237	6	7	250	3
Koslowski	Kansas City	OF	1.000	13	20	2	0	22	2
McRae	Kansas City	OF	.983	153	394	4	7	405	3
McReynolds	Kansas City	OF	.990	104	191	5	2	198	0
Miller	Kansas City	OF	1.000	4	4	0	0	4	0
Pulliam	Kansas City	OF	.971	26	33	0	1	34	0
Wilson	Kansas City	OF	.000	1	0	0	0	0	0
Appler	Kansas City	P	.976	34	26	14	1	41	4
Belinda	Pittsburgh	P	1.000	40	4	4	0	8	0
Belinda	Kansas City	P	1.000	23	0	1	0	1	1
Brewer	Kansas City	P	.714	46	1	4	2	7	0
Burgos	Kansas City	P	1.000	5	0	1	0	1	0
Cadaret	Cincinnati	P	1.000	34	2	4	0	6	0
Cadaret	Kansas City	P	1.000	13	2	2	0	4	0
Cone	Kansas City	P	.980	34	24	24	1	49	3
DiPino	Kansas City	P	1.000	11	0	3	0	3	0
Gardner	Kansas City	P	.917	17	6	5	1	12	1
Gordon	Kansas City	P	.951	48	18	21	2	41	0
Granger	Kansas City	P	.000	1	0	0	0	0	0
Gubicza	Kansas City	P	.947	49	11	7	1	19	0
Habyan	New York (AL)	P	1.000	36	1	6	0	7	0
Habyan	Kansas City	P	1.000	12	4	1	0	5	0
Haney	Kansas City	P	1.000	23	7	19	0	26	0
Magnante	Kansas City	P	1.000	7	4	6	0	10	0
Meacham	Kansas City	P	1.000	15	2	4	0	6	1
Montgomery	Kansas City	P	1.000	69	6	13	0	19	0
Pichardo	Kansas City	P	1.000	30	20	27	0	47	1
Rasmussen	Kansas City	P	1.000	9	0	5	0	5	0
Reed	Kansas City	P	1.000	1	2	0	0	2	0
Sampen	Kansas City	P	1.000	18	2	2	0	4	0
Macfarlane	Kansas City	C	.985	114	647	68	11	726	11
Mayne	Kansas City	C	.995	68	356	27	2	385	1
Santovenia	Kansas City	C	1.000	4	14	1	0	15	0

Passed Balls: Macfarlane 8, Mayne 5, Santovenia 1.

Pinch Hitting

1993 Royals Pinch Hitters

BATTER	AVG.	G	AB	R	H	TB	2B	3B	HR	RBI	SH	SF	HP	BB	IBB	SO	SB	CS	GDP
Brett	.333	6	6	1	2	4	2	0	0	1	0	0	0	0	0	1	0	0	0
Brooks	.303	36	33	2	10	11	1	0	0	8	0	1	0	2	0	10	0	0	0
Gaetti	1.000	1	1	0	1	1	0	0	0	1	0	0	0	0	0	0	0	0	0
Gagne	.000	1	1	0	0	0	0	0	0	0	0	0	0	0	0	0	0	0	0
Gwynn	.375	21	16	3	6	7	1	0	0	4	0	0	0	3	0	4	0	0	0
Hamelin	.000	1	1	0	0	0	0	0	0	0	0	0	0	0	0	1	0	0	0
Hiatt	.000	4	2	1	0	0	0	0	0	0	0	0	0	2	0	0	0	0	0
Howard	.000	1	0	0	0	0	0	0	0	0	0	0	0	1	0	0	0	0	0
Jose	.222	11	9	1	2	3	1	0	0	0	0	0	0	2	0	3	0	0	0
Joyner	.000	2	1	0	0	0	0	0	0	1	0	0	0	1	0	0	0	0	0
Koslofski	.000	1	1	0	0	0	0	0	0	0	0	0	0	0	0	0	0	0	0
Lind	1.000	1	1	0	1	1	0	0	0	2	0	0	0	0	0	0	0	0	0
Macfarlane	.417	15	12	0	5	7	2	0	0	3	0	1	0	2	0	4	0	0	0
Mayne	.250	4	4	1	1	2	1	0	0	0	0	0	0	0	0	0	0	0	0
McRae	.000	3	3	0	0	0	0	0	0	0	0	0	0	0	0	1	0	0	0
McReynolds	.125	19	16	3	2	3	1	0	0	2	0	0	0	3	0	7	0	0	0
Miller	.000	6	5	0	0	0	0	0	0	0	0	0	0	0	0	1	0	0	0
Pulliam	.167	7	6	1	1	2	1	0	0	0	0	0	0	1	0	1	0	0	1
Rossy	.500	2	2	1	1	2	1	0	0	0	0	0	0	0	0	0	0	0	0
Santovenia	.000	1	1	0	0	0	0	0	0	0	0	0	0	0	0	0	0	0	0
Wilson	.167	7	6	1	1	1	0	0	0	1	0	0	0	1	0	0	0	0	0
Totals	.260	-127	15	33	44	11	0	0	23	0	2	0	18	0	33	0	0	1	

1993 Club Pinch Hitters

CLUB	AVG.	AB	R	H	TB	2B	3B	HR	RBI	SH	SF	HP	BB	IBB	SO	SB	CS	GDP
Detroit	.316	98	15	31	44	7	0	2	26	0	1	1	12	1	18	0	1	0
Texas	.312	109	13	34	49	7	1	2	21	4	0	0	11	1	28	2	1	2
New York	.272	125	18	34	55	7	1	4	21	2	0	1	15	3	37	1	1	1
California	.272	103	11	28	43	2	2	3	15	2	1	1	15	2	24	0	0	4
Seattle	.267	131	11	35	50	6	0	3	26	3	4	0	13	6	24	3	0	5
Kansas City	.260	127	15	33	44	11	0	0	23	0	2	0	18	0	33	0	0	1
Oakland	.250	100	13	25	41	5	1	3	17	1	2	0	13	2	21	1	1	1
Minnesota	.222	135	11	30	42	6	0	2	20	0	0	3	21	2	29	1	0	3
Cleveland	.205	161	13	33	52	7	0	4	19	0	1	1	15	1	37	0	1	3
Milwaukee	.193	109	9	21	26	3	1	0	12	1	0	0	11	3	20	0	0	6
Chicago	.187	75	10	14	17	0	0	1	7	0	0	0	12	1	19	0	0	2
Toronto	.185	27	1	5	8	0	0	1	5	0	0	1	2	0	7	0	0	0
Baltimore	.185	54	9	10	11	1	0	0	10	0	1	1	11	3	18	0	0	0
Boston	.179	134	5	24	37	10	0	1	18	0	1	0	17	4	33	0	2	6
Totals	.240	1488	154	357	519	72	6	26	240	13	13	9	186	29	348	8	7	34

Royals Pinch Hitting Year-by-Year

Year	H	AB	HR	RBI	AVG.	Year	H	AB	HR	RBI	AVG.
1969	46	231	3	32	.199	1982	12	73	1	15	.164
1970	35	196	1	16	.179	1983	23	76	0	17	.303
1971	35	152	4	26	.231	1984	31	118	2	20	.263
1972	48	195	1	29	.246	1985	23	147	1	17	.156
1973	20	86	2	20	.233	1986	39	150	2	18	.260
1974	27	109	0	13	.248	1987	31	125	3	16	.248
1975	16	88	3	18	.182	1988	16	92	0	11	.174
1976	28	140	0	14	.200	1989	23	102	2	14	.225
1977	38	131	3	13	.290	1990	19	96	1	13	.198
1978	41	143	1	23	.287	1991	49	193	5	23	.254
1979	31	156	1	22	.199	1992	28	112	0	10	.250
1980	25	115	1	17	.211	1993	33	127	0	23	.260
1981	17	67	0	9	.254						

Pinch Hitter Rule

A player shall be considered a pinch hitter only if he enters the game as a substitute batter and then only on his first time at bat which must be before he becomes a fielder. (If the team bats around and a pinch hitter comes up a second time in the inning in which he first appeared, he will not be considered a pinch hitter during that second time up).

A substitute hitter for a designated hitter is both a pinch hitter and a designated hitter on his first time at bat. On subsequent trips to the plate he is a designated hitter only.

Designated Hitting

1993 Royals Designated Hitters

BATTER	AVG.	G	AB	R	H	TB	2B	3B	HR	RBI	SH	SF	HB	BB	IBB	SO	SB	CS	GDP
Brett	.265	140	555	68	147	239	29	3	19	74	0	10	3	39	9	66	7	5	20
Brooks	.267	9	30	4	8	12	4	0	0	2	0	0	0	1	0	5	0	0	1
Gaetti	1.000	1	1	0	1	1	0	0	0	1	0	0	0	2	0	0	0	0	0
Gwynn	.250	5	16	0	4	4	0	0	0	1	0	0	0	1	0	1	0	0	0
Hiatt	.176	9	17	3	3	7	1	0	1	2	0	0	0	0	0	6	0	0	0
Jose	.250	1	4	0	1	1	0	0	0	0	0	0	0	0	0	1	0	1	0
Koslowski	.000	1	0	0	0	0	0	0	0	0	0	0	0	0	0	0	0	0	0
Mayne	.000	1	4	0	0	0	0	0	0	0	0	0	0	1	1	1	0	0	0
McReynolds	.000	1	4	0	0	0	0	0	0	0	0	0	0	0	0	0	0	0	1
Miller	.063	6	16	4	1	1	0	0	0	0	0	0	1	2	0	3	0	0	0
Totals	.255	162	647	79	165	265	34	3	20	80	0	10	4	46	10	83	7	6	22

1993 Club Designated Hitters

CLUB	AVG.	AB	R	H	TB	2B	3B	HR	RBI	SH	SF	HB	BB	IBB	SO	SB	CS	GDP
Toronto	.308	639	116	197	301	36	4	20	101	1	10	4	80	6	77	50	4	13
Detroit	.284	616	97	175	268	27	6	18	103	1	9	2	89	11	119	17	10	7
Baltimore	.280	617	93	173	281	27	0	27	104	2	8	1	75	11	107	1	1	19
Texas	.277	631	104	175	269	34	3	18	97	5	8	2	65	5	118	9	3	20
Minnesota	.273	641	82	175	265	35	2	17	78	1	1	1	53	1	106	2	4	17
Boston	.265	635	77	168	272	35	3	21	94	2	11	13	41	7	100	6	3	23
Oakland	.257	630	87	162	269	27	1	26	86	2	7	3	73	5	161	13	6	13
Kansas City	.255	647	79	165	265	34	3	20	80	0	10	4	46	10	83	7	6	22
Seattle	.253	596	86	151	235	25	1	19	77	4	9	3	85	13	91	7	4	20
New York	.253	612	96	155	298	33	1	36	124	0	7	6	89	10	157	0	1	10
Milwaukee	.252	623	87	157	255	29	3	21	90	2	3	6	67	9	124	13	9	14
Cleveland	.251	618	70	155	253	17	3	25	72	3	9	5	48	12	118	8	4	12
California	.245	624	83	153	269	35	0	27	119	0	1	1	74	12	146	5	5	19
Chicago	.214	654	69	140	239	27	3	22	103	2	10	4	33	3	127	4	3	19
Totals	.262	8783	1226	2301	3739	421	33	317	1328	25	103	55	918	115	1634	112	63	228

Royals Designated Hitting Year-by-Year

Year	H	AB	HR	RBI	AVG.	Year	H	AB	HR	RBI	AVG.
1973	130	600	13	70	.217	1984	190	623	10	81	.305
1974	159	601	12	77	.265	1985	159	620	19	112	.256
1975	137	572	26	89	.240	1986	167	648	16	84	.258
1976	173	605	9	79	.286	1987	129	600	25	91	.215
1977	204	661	21	96	.309	1988	161	610	12	89	.264
1978	172	646	16	73	.266	1989	154	618	20	86	.249
1979	173	628	13	104	.275	1990	167	624	14	85	.268
1980	192	663	19	119	.290	1991	158	637	17	80	.248
1981	106	401	6	36	.264	1992	179	643	11	62	.278
1982	195	622	29	136	.314	1993	165	647	20	80	.255
1983	169	620	13	88	.313						

Designated Hitter Rule

A hitter may be designated to bat for the pitcher in any spot in the batting order in any game without affecting the status of the pitcher. The designated hitter must be selected and be included on the lineup cards presented to the umpire-in-chief prior to the game. Failure to do so precludes the use of a designated hitter for that game.

The designated hitter is "locked" into the batting order but may be removed for a pinch-hitter or pinch-runner, who in turn becomes the designated hitter. The designated hitter, while still in the game, may be used defensively but the pitcher then assumes the batting order of the replaced defensive player, thus terminating the designated hitter role. The designated hitter is eligible for all American League batting titles.

1993 Highs & Lows

Team

Longest Winning Streak: 5, May 31-June 4
Longest Losing Streak: 5, April 5-10
Most Runs, Inning: 9, May 19 vs. Oakland (1st)
Most Runs, Game: 13, May 19 vs. Oakland
Most Hits, Inning: 8, May 19 vs. Oakland (1st)
Most Hits, Game: 21, July 26 vs Texas, Game 1
Most Doubles, Game: 6, July 26 vs Texas, Game 1
Most Triples, Game: 2, 5 times
Most Home Runs, Game: 4, July 10 vs Detroit
Most Extra Base Hits, Game: 9, July 26 vs. Texas, Game 1
Most Stolen Bases, Game: 4, July 2 vs Toronto; July 17 at Toronto
Most Left On Base, Game: 15, May 20 vs. Oakland
Most Errors, Game: 4, April 7 vs. Boston
Most Strikeouts, Game (KC pitching): 14, September 22 at Oakland
Most Walks, Game (KC pitching): 13, September 16 at Seattle
Longest Game By Innings: 15, June 12 vs. Chicago
Longest Game By Time: 4:14, May 29 at Milwaukee
Shortest Game By Time: 1:58, September 24 vs. California (5 innings)
Largest Crowd (Home): 40,329, July 4 vs. Toronto
Smallest Crowd (Home): 14,911, April 7 vs. Boston
Largest Crowd (Road): 56,704, April 12 at New York
Smallest Crowd (Road): 10,015, September 1 at Milwaukee

Individual

Longest Hitting Streak: 14, Brian McRae, June 26-July 11
Most Hits, Game: 4, 11 times
Most Runs, Game: 4, Wally Joyner, July 16 at Toronto
Most Doubles, Game: 2, several times
Most Triples, Game: 1, several times
Most Home Runs, Game: 2, Wally Joyner, July 23 at Detroit; George Brett, July 24 at Detroit and September 26 vs. California
Most RBI, Game: 6, Wally Joyner, July 23 at Detroit
Most Stolen Bases, Game: 3, Felix Jose, July 17 at Toronto
Most Innings Pitched, Start: 9.0, 11 times
Most Innings Pitched, Relief: 4.2, Tom Gordon, July 9 vs Detroit
Most Strikeouts, Game: 11, Kevin Appier, July 27 vs. Texas; David Cone, August 19 at Minnesota; Tom Gordon, September 22 at Oakland
Most Walks, Game: 7, David Cone, May 26 at Chicago; Hipolito Pichardo, June 21 vs. California
Low-Hit Complete Game: 1, Kevin Appier, July 27 vs. Texas
Low-Hit Combined Game: 3, May 26 at Chicago; June 21 vs. California
Longest Winning Streak: 6, Kevin Appier, June 2-July 22 and August 7-September 18
Longest Losing Streak: 6, Mark Gubicza, April 8-June 25

Royals Player and Pitcher-of-the-Month Awards

1993

Month	Player	Pitcher
April	Brian McRae	Jeff Montgomery
May	Mike Macfarlane	Jeff Montgomery
June	Brian McRae	Kevin Appier
July	Wally Joyner	Jeff Montgomery
August	Greg Gagne	Kevin Appier
September	George Brett	Kevin Appier

Monthly Awards Won

(Current Royals Only)

Kevin Appier.....	8	Mike Macfarlane	1
Greg Gagne	1	Brian McRae.....	4
Tom Gordon	3	Rusty Meacham.....	2
Mark Gubicza	7	Jeff Montgomery.....	6
Wally Joyner.....	2		

How They Joined the Royals

Free Agent Draft: (22)

Player	Draft Year	Round
Kevin Appier	1987	1
Darren Burton	1990	5
Gary Caraballo	1989	12
Tom Gordon	1986	6
Jeff Granger	1993	1
Mark Gubicza	1981	2
Shane Halter	1991	5
Bob Hamelin	1988	2
Doug Harris	1990	4
Phil Hiatt	1990	8
David Howard	1986	32
Kevin Koslofski	1984	20
Lance Jennings	1989	*2
Mike Macfarlane	1985	4
Mike Magnante	1988	11
Brent Mayne	1989	1
Brian McRae	1985	1
Les Norman	1991	25
Joe Randa	1991	11
Terry Shumpert	1987	2
Chad Strickland	1990	13
Joe Vitiello	1991	1

Acquired by Trade: (8)

Player Acquired	From	Date
Stan Belinda (p) For Dan Miceli (p) and Jon Leiber (p).	Pirates	7-31-93
Vince Coleman (of) For Kevin McReynolds (of).	Mets	1-5-94
Chris Gwynn (of) With Domingo Mota (inf) for Todd Benzinger (1b).	Dodgers	12-11-91
Chris Haney (p) With Bill Sampen (p) for Sean Berry (inf) and Archie Corbin (p).	Expos	8-29-92
Felix Jose (of) With Craig Wilson (inf) for Gregg Jefferies (inf) and Ed Gerald (of).	Cardinals	2-11-93
Jose Lind (inf) For Dennis Moeller (p) and Joel Johnston (p).	Pirates	11-19-92
Keith Miller (inf) With Gregg Jefferies (inf) and Kevin McReynolds (of) for Bret Saberhagen (p) and Bill Pecota (inf).	Mets	12-11-91
Jeff Montgomery (p) For Van Snider (of).	Reds	2-13-88

Signed as Free Agent: (7)

Enrique Burgos	12-31-92
David Cone	12-8-92
Gary Gaetti	6-19-93
Greg Gagne	12-8-92
Dave Henderson	2-1-94
Wally Joyner	12-9-91
Hipolito Pichardo	12-16-87

Claimed on Waivers: (2)

Tom Goodwin	1-6-94
Rusty Meacham	10-23-91

Rule 5 Draft: (1)

Billy Brewer	12-7-92
--------------	---------

*-Jennings was a sandwich pick between the 2nd and 3rd rounds.

1993 Royals Player Transactions

Date	Player and Position	Transaction
3/29	Dennis Rasmussen (P)	Placed on 15-day DL (retro to March 26) (Morton's neuroma in left foot)
3/31	Mike Boddicker (P)	Placed on 15-day DL (retro to March 26) (minor tear in medial meniscus)
4/1	David Howard (SS)	Optioned to Omaha Royals
4/3	Kevin Morton (P)	Outrighted to Omaha Royals
	Frank DiPino (P)	Contract purchased by Kansas City
	Hubie Brooks (OF)	Contract purchased by Kansas City
	Curtis Wilkerson (INF)	Contract purchased by Kansas City
	Kevin Koslofski (OF)	Optioned to Omaha Royals
	Bill Sampen (P)	Optioned to Omaha Royals
	Rick Reed (P)	Outrighted to Omaha Royals
4/4	Craig Wilson (3B)	Optioned to Omaha Royals
OPENING DAY ROSTER (APRIL 5, 1993)		
Pitchers (10): Kevin Appier, Billy Brewer, David Cone, Frank DiPino, Mark Gardner, Tom Gordon, Mark Gubicza, Rusty Meacham, Jeff Montgomery, Hipolito Pichardo.		
Catchers (2): Brent Mayne, Mike MacTaviane.		
Infielders (7): George Brett, Greg Gagne, Wally Joyner, Chico Lind, Keith Miller, Rico Rossy, Curtis Wilkerson.		
Outfielders (6): Hubie Brooks, Chris Gwynn, Felix Jose, Brian McRae, Kevin McReynolds, Harvey Pulliam.		
4/6	Keith Miller (3B)	Placed on 15-day DL (groin pull)
4/7	Phil Hiatt (3B)	Recalled from Omaha Royals
4/13	Mike Boddicker (P)	Assigned on injury rehab. to Omaha
4/15	Dennis Rasmussen (P)	Assigned on injury rehab. to Omaha
	Rico Rossy (INF)	Placed on 15-day DL (retro to 4/12) (chicken pox)
	David Howard (SS)	Recalled from Omaha Royals
4/21	Keith Miller (3B)	Reinstated from 15-day DL
	David Howard (SS)	Placed on 15-day DL (retro to 4/19) (Bell's palsy)
4/22	Rico Rossy (INF)	Assigned on injury rehab. to Omaha
4/26	Mike Boddicker (P)	Reinstated from injury rehab. & 15-day DL
		Outrighted to Milwaukee Brewers for player to be named
4/27	Rico Rossy (INF)	Reinstated from injury rehab. & 15-day DL
	Dennis Rasmussen (P)	Optioned to Omaha Royals
	Frank DiPino (P)	Reinstated from injury rehab. and 15-day DL
		Placed on 15-day DL (strained neck muscle)
5/1	Rusty Meacham (P)	Placed on 15-day DL (right elbow strain)
	Bill Sampen (P)	Recalled from Omaha Royals
	Frank DiPino (P)	Assigned on injury rehab. to Omaha
5/10	David Howard (SS)	Assigned on injury rehab. to Omaha
5/17	David Howard (SS)	Reinstated from injury rehab. and the 15-day DL
	Curtis Wilkerson (INF)	Placed on 15-day DL (fractured left ankle)
5/18	Rusty Meacham (P)	Assigned on injury rehab. to Omaha
5/19	Dennis Rasmussen (P)	Placed on 15-day DL (retro to May 13) (sprained right ankle)
	Chris Haney (P)	Recalled from Omaha Royals
5/22	Dennis Rasmussen (P)	Assigned on injury rehab. to Omaha
5/25	Kevin McReynolds (OF)	Placed on 15-day DL (retro to May 15) (left peroneal nerve)
	Craig Wilson (3B)	Recalled from Omaha Royals
5/28	Frank DiPino (P)	Reinstated from injury rehab. & 15-day DL
		Optioned to Omaha Royals
6/4	Rusty Meacham (P)	Reinstated from 15-day DL
	Craig Wilson (3B)	Optioned to Omaha Royals
6/5	Keith Miller (3B)	Placed on 15-day DL (torn ligament in left thumb)
	Craig Wilson (3B)	Recalled from Omaha Royals
6/7	Kevin McReynolds (OF)	Reinstated from 15-day DL
	Bill Sampen (P)	Optioned to Omaha Royals
	David Howard (SS)	Placed on 15-day DL (strained right hamstring)
	Rico Rossy (INF)	Recalled from Omaha Royals
6/15	Rusty Meacham (P)	Placed on 15-day DL (right elbow ligament tear)
	Frank DiPino (P)	Recalled from Omaha Royals
6/19	Bill Sampen (P)	Recalled from Omaha Royals
	Gary Gaetti (3B)	Signed Free Agent
	Craig Wilson (3B)	Optioned to Omaha Royals
	Harvey Pulliam (OF)	Designated for Assignment
6/20	Dennis Rasmussen (P)	Reinstated from injury rehab. & 15-day DL
		Optioned to Omaha Royals
6/28	Harvey Pulliam (OF)	Outrighted to Omaha Royals

1993 TRANSACTIONS Continued

Date	Player and Position	Transaction
7/7	Mark Gardner (P)	Placed on 15-day DL (strained right shoulder)
	Dennis Rasmussen (P)	Recalled from Omaha Royals
7/11	Bill Sampen (P)	Optioned to Omaha Royals
	Enrique Burgos (P)	Contract purchased from Omaha Royals
7/15	David Howard (SS)	Begins 20-day injury rehab. at Omaha
7/23	David Howard (SS)	Recalled from injury rehab. at Omaha
7/25	Rick Reed (P)	Contract purchased from Omaha Royals
	Frank DiPino (P)	Unconditionally released
7/28	Mark Gardner (P)	30-day injury rehab. (Omaha)
7/30	Enrique Burgos (P)	Optioned to Omaha Royals
	Greg Cadaret (P)	Signed as a Free Agent
	Curtis Wilkerson (INF)	Transferred to 60-day DL
	John Habyan (P)	Acquired from NY Yankees for OF Karl Rhodes (Omaha)
7/31	Keith Miller (3B)	Transferred to 60-day DL
	John Habyan (P)	Reports to Kansas City
	Dennis Rasmussen (P)	Designated for Assignment
	David Howard (SS)	Injury rehab. continued at Omaha
	Stan Belinda (P)	Acquired from Pittsburgh for Dan Miceli & Jon Leiber (Memphis)
8/1	Stan Belinda (P)	Reports to Kansas City
	Rick Reed (P)	Designated for Assignment
8/3	Dennis Rasmussen (P)	Optioned to Omaha Royals
8/10	David Howard (SS)	Recalled from injury rehab.; reinstated from 15-day DL; Optioned to Omaha Royals
8/15	Rick Reed (P)	Elects Free Agency
8/17	Hipolito Pichardo (P)	Placed on 15-day DL (retro to August 14)
	Mike Magnante (P)	Recalled from Omaha Royals
8/19	Steve Shifflett (P)	Outrighted to Omaha Royals
8/23	Keith Miller (3B)	Recalled from injury rehab.; reinstated from 60-day DL
	Phil Hiatt (INF)	Optioned to Omaha Royals
8/27	Mark Gardner (P)	Reinstated from 15-day DL; Optioned to Omaha
9/1	Kevin Koslofski (OF)	Recalled from Omaha Royals
	Nelson Santovenia (C)	Contract purchased from Omaha Royals
	Hipolito Pichardo (P)	Reinstated from 15-day DL
	Rusty Meacham (P)	Transferred from 15-day to 60-day DL
9/6	Bill Sampen (P)	Designated for Assignment
	Jeff Granger (P)	Contract purchased from Eugene Emeralds
9/8	Mark Gardner (P)	Recalled from Omaha Royals
	Dennis Rasmussen (P)	Recalled from Omaha Royals
	Bob Hamelin (1B)	Recalled from Omaha Royals
	Phil Hiatt (3B)	Recalled from Omaha Royals
	David Howard (SS)	Recalled from Omaha Royals
	Terry Shumpert (2B)	Recalled from Omaha Royals
	Craig Wilson (3B)	Recalled from Omaha Royals
9/16	Bill Sampen (P)	Outrighted to Omaha Royals
10/4	George Brett (DH)	Voluntarily Retired
10/14	Bill Sampen (P)	Elected Free Agency
10/15	Rusty Meacham (P)	Reinstated from 60-day DL
	Curtis Wilkerson (INF)	Reinstated from 60-day DL & Elected Free Agency
	Nelson Santovenia (C)	Elected Free Agency
10/21	Rico Rossy (INF)	Outrighted to Omaha Royals
10/25	Greg Cadaret (P)	Elected Free Agency
	Gary Gaetti (3B)	Elected Free Agency
10/29	Hubie Brooks (OF)	Elected Free Agency
	Dennis Rasmussen (P)	Elected Free Agency
11/3	Mark Gubicza (P)	Elected Free Agency
11/12	Ed Pierce (P)	Outrighted to Omaha
12/7	Mark Gubicza (P)	Signed as a Free Agent
12/8	Mark Gardner (P)	Unconditionally Released
12/20	Keith Miller (3B)	Non-Tendered Contract
	Craig Wilson (3B)	Non-Tendered Contract
	John Habyan (P)	Non-Tendered Contract
12/22	Keith Miller (3B)	Signed as a Free Agent
1/5/94	Kevin McReynolds (OF)	Traded to the New York Mets
	Vince Coleman (OF)	Acquired in trade from the New York Mets
1/6	Gary Gaetti (3B)	Signed as a Free Agent
1/6	Tom Goodwin (OF)	Claimed on waivers from Los Angeles Dodgers
2/1	Dave Henderson (OF)	Signed as a Free Agent

The Last Time It Happened

For the Royals

Hitting

- Hit for the Cycle**--George Brett, July 25, 1990 at Toronto.
Grand Slam--Gary Gaetti, September 5, 1993 at Boston.
Pinch-Hit Home Run--Kurt Stillwell, September 4, 1991 at Chicago.
Pinch-Hit Grand Slam--George Brett, September 28, 1980 at Minnesota.
Home Run Leading Off Game--Gregg Jefferies, August 9, 1992 at Oakland.
Five-Hit Game--Kevin Seitzer, July 4, 1991 at California (5-for-5).
Six-Hit Game--Kevin Seitzer, August 2, 1987 vs. Boston (6-for-6).
Two Hits, One Inning--Willie Wilson, April 22, 1988 (1st) vs. Baltimore.
Two-Home Run Game--George Brett, September 26, 1993 vs. California.
Three-Home Run Game--Danny Tartabull, July 6, 1991 vs. Oakland.
Back-to-Back Home Runs--Gary Gaetti and Bob Hamelin, September 27, 1993 vs. Cleveland, 6th inning (Tavarez & Hernandez pitching).
Three Home Runs, One Inning--Jim Eisenreich, Danny Tartabull and Carmelo Martinez, May 18, 1991 (8th inning) vs. Milwaukee.

Pitching (Complete Games Only for Low-Hit Games)

- No-Hitter**--Bret Saberhagen, August 26, 1991 vs. Chicago (Royals 7-0).
One-Hitter--Kevin Appier, July 27, 1993 vs. Texas (Rangers 1-0).
Two-Hitter--David Cone, May 9, 1993 vs. Texas (Rangers 1-2).
Three-Hitter--Bret Saberhagen, Sept. 22, 1991 at Seattle (Royals 2-1).
10+ Innings Pitched--Kevin Appier, July 23, 1992 at Cleveland (10.0).
10+ Strikeouts--Kevin Appier, October 3, 1993 at Texas (10).
Back-to-Back Shutouts--Sept. 29-30, 1992 at California (2-0 and 4-0).

Miscellaneous

- Triple Play**--July 4, 1988 vs. Boston (Wilson-White-Brett with Rice batting).
Pitcher Batting--Mark Littell, May 21, 1977 vs. Cleveland; Bill Pecota, June 24, 1991 vs. California.
Position Player Pitching--Bill Pecota, June 24, 1991 vs. California.
Three or more Steals, One Game--Felix Jose, July 17, 1993 at Toronto (3 SB's).
Steal of Home--Juan Samuel, August 26, 1992 at Texas.
Suspended Game--May 26-27, 1976 at Texas (Texas 5-4 in 10 innings)

Against the Royals

Hitting

- Hit for the Cycle**--Dave Winfield, California, June 24, 1991 in Kauffman Stadium.
Grand Slam--Mike Blowers, Seattle, August 11, 1993 at Kauffman Stadium (Haney pitching).
Inside-the-Park Home Run--Deion Sanders, New York, July 17, 1990 at Yankee Stadium (Stottlemyre pitching).
Pinch-Hit Home Run--Mark McGwire, Oakland, October 1, 1991 in Kauffman Stadium (Gordon pitching).
Back-to-Back Home Runs--Jim Leyritz and Don Mattingly, New York, September 11, 1993 in Kauffman Stadium (Haney pitching).
Three Home Runs, One Inning--Jim Leyritz, Don Mattingly and Mike Stanley, September 11, 1993 (1st inning) vs. New York (off Haney).

Pitching (Complete Games Only for Low-Hit Games)

- No-Hitter**--Nolan Ryan, California, May 15, 1973 in Kauffman Stadium (Angels 3-0).
One-Hitter--Mike Moore, Detroit, July 25, 1993 at Tiger Stadium (Det. 3-0).
Two-Hitter--Ricky Bones, Milwaukee, Sept. 8, 1993 in Kauffman Stadium (Brewers 2-1).
Three-Hitter--Randy Johnson, Seattle, August 10, 1992 at the Kingdome, (Mariners 3-1).
Back-to-Back Shutouts--September 8-9, 1992 vs. Toronto (5-0 and 1-0).

Miscellaneous

- Triple Play**--June 3, 1977 vs. Baltimore in Kauffman Stadium, (9-6-4-6 Wathan batting).
Position Player Pitching--Vance Law, Oakland, October 2, 1991 in Kauffman Stadium.
Three or more Steals, One Game--Alex Cole, Cleveland, August 1, 1990 at Cleveland Stadium (5 SB's).
Pitcher Batting--Gregg Olson, July 21, 1993 at Baltimore.

A black and white, close-up portrait of Ewing Kauffman, an elderly man with glasses, wearing a suit and tie. He is looking slightly to the right. The background is blurred, showing another person's face partially.

Royals History

Ewing Kauffman
Royals Owner
1968-1993

Royals Club Statistics 1969-93

Batting

Year	AVG.	AB	R	H	2B	3B	HR	RBI	SH	SF	SB	CS
1969	.240	5462	586	1311	179	32	98	538	57	38	129	70
1970	.244	5503	611	1341	202	41	97	572	63	27	97	53
1971	.250	5295	603	1323	225	40	80	573	45	59	130	46
1972	.255	5167	580	1317	220	26	78	547	72	38	85	44
1973	.261	5508	755	1440	239	40	114	703	49	47	105	69
1974	.259	5582	667	1448	232	42	89	623	56	43	146	76
1975	.261	5491	710	1431	263	58	118	667	68	51	155	75
1976	.269	5540	713	1490	259	57	65	656	71	71	218	106
1977	.277	5594	822	1549	299	77	146	773	49	58	170	87
1978	.268	5474	743	1469	305	59	98	695	55	72	216	84
1979	.282	5653	851	1596	286	79	116	791	57	76	207	76
1980	.286	5714	809	1633	286	59	115	766	34	63	185	43
1981	.267	3560	397	952	169	29	61	381	28	35	100	53
1982	.285	5629	784	1603	295	58	132	746	32	49	133	48
1983	.271	5598	696	1515	273	54	109	653	32	33	182	47
1984	.268	5543	673	1487	269	52	117	639	41	55	106	62
1985	.252	5500	687	1384	261	49	154	657	44	41	128	48
1986	.252	5561	654	1403	264	45	137	618	24	33	97	46
1987	.262	5499	715	1443	239	40	168	677	34	42	125	43
1988	.259	5469	704	1419	275	40	121	671	46	51	137	54
1989	.261	5475	690	1428	227	41	101	653	42	50	154	51
1990	.267	5488	707	1465	316	44	100	660	31	54	107	62
1991	.264	5584	727	1475	290	41	117	689	53	47	119	68
1992	.256	5501	610	1411	284	42	75	568	45	46	131	71
1993	.263	5522	675	1455	294	35	125	641	48	51	100	75

Pitching

Year	ERA	CG	SHO	SV	IP	H	R	ER	HR	HB	BB	SO	WP
1969	3.72	42	10	25	1464.2	1357	688	605	136	25	560	894	52
1970	3.78	30	11	25	1463.2	1346	705	615	138	34	641	915	56
1971	3.25	34	15	44	1420.1	1301	566	513	84	36	496	775	41
1972	3.24	44	16	28	1381.1	1293	545	497	85	30	405	801	37
1973	4.19	40	7	41	1449.1	1521	752	675	114	33	617	790	43
1974	3.51	54	13	17	1471.2	1477	662	574	91	30	482	731	42
1975	3.47	52	11	25	1456.2	1422	649	561	108	30	498	815	40
1976	3.21	41	12	35	1472.1	1358	611	525	83	31	493	735	29
1977	3.52	41	15	42	1460.2	1377	651	571	110	36	499	850	56
1978	3.44	53	14	33	1439.0	1350	634	550	108	34	478	657	37
1979	4.45	42	7	27	1448.1	1477	816	716	165	28	536	640	40
1980	3.83	37	10	42	1459.1	1496	694	621	129	19	465	614	35
1981	3.56	24	8	24	922.1	909	405	365	75	20	273	404	13
1982	4.08	16	12	45	1431.0	1443	717	649	163	26	471	650	43
1983	4.25	19	8	49	1437.2	1535	767	679	133	27	471	593	40
1984	3.92	18	9	50	1444.0	1426	686	629	136	27	433	724	31
1985	3.49	27	11	41	1461.0	1433	639	566	103	28	463	846	43
1986	3.82	24	13	31	1440.2	1413	673	612	121	38	479	888	43
1987	3.86	44	11	26	1424.0	1424	691	610	128	36	548	923	54
1988	3.65	29	12	32	1428.1	1415	648	580	102	33	465	886	55
1989	3.55	27	13	38	1451.2	1415	635	572	86	25	455	978	56
1990	3.93	18	8	33	1420.2	1449	709	621	116	46	560	1006	59
1991	3.92	17	12	41	1466.0	1473	722	639	105	43	529	1004	47
1992	3.81	9	12	44	1447.1	1426	667	613	106	39	512	834	42
1993	4.04	16	6	48	1445.1	1379	694	649	105	44	571	985	76

Fielding

Year	PCT.	G	PO	A	E	TC	DP	PB
1969	.975	163	4394	1659	157	6210	114	17
1970	.976	162	4391	1708	152	6251	162	16
1971	.979	161	4261	1807	132	6200	178	11
1972	.981	154	4144	1762	116	6022	164	17
1973	.974	162	4353	1912	167	6432	192	8
1974	.976	162	4415	1875	152	6442	166	29
1975	.976	162	4370	1831	155	6356	151	13
1976	.978	162	4417	1858	139	6414	147	9
1977	.978	162	4382	1788	137	6307	145	13
1978	.976	162	4317	1676	150	6143	153	11
1979	.977	162	4345	1777	145	6267	160	15
1980	.978	162	4378	1820	141	6339	150	15
1981	.982	103	2767	1100	72	3939	94	7
1982	.979	162	4293	1743	127	6163	140	6
1983	.974	163	4313	1816	165	6294	178	4
1984	.979	162	4332	1860	131	6323	157	3
1985	.980	162	4383	1907	127	6417	160	10
1986	.980	162	4322	1757	123	6202	153	16
1987	.979	162	4272	1853	131	6256	151	17
1988	.980	161	4285	1714	124	6123	147	12
1989	.982	162	4355	1761	114	6230	139	12
1990	.980	161	4262	1598	122	5982	161	13
1991	.980	162	4398	1694	125	6217	141	11
1992	.980	162	4342	1748	122	6212	164	14

Royals Miscellaneous Home Runs

Home Runs By Year

Year	Royals			Opponents		
	KC	Road	Total	KC	Road	Total
1969	39	59	98	64	72	136
1970	46	51	97	48	90	138
1971	23	57	80	36	48	84
1972	29	49	78	28	57	85
1973	54	60	114	61	53	114
1974	38	51	89	42	49	91
1975	46	72	118	50	58	108
1976	37	28	65	35	48	83
1977	56	90	146	50	60	110
1978	43	55	98	44	64	108
1979	53	63	116	81	84	165
1980	47	68	115	51	78	129
1981	17	44	61	27	48	75
1982	61	71	132	64	99	163
1983	50	59	109	66	67	133
1984	48	69	117	59	77	136
1985	67	87	154	43	60	103
1986	60	77	137	46	75	121
1987	73	95	168	57	71	128
1988	55	66	121	37	65	102
1989	38	63	101	26	60	86
1990	42	58	100	46	70	116
1991	47	70	117	40	65	105
1992	24	51	75	41	65	106
1993	50	75	125	49	56	105
Total	1143	1588	2731	1191	1639	2830

Royals Home Runs - By Clubs

Team	1993			1969-93		
	Home	Road	Total	Home	Road	Total
Baltimore	6	3	9	91	117	208
Boston	1	7	8	80	118	198
California	5	5	10	94	131	225
Chicago	3	10	13	99	129	228
Cleveland	5	6	11	87	125	212
Detroit	5	8	13	96	149	245
Milwaukee	3	5	8	89	111	200
Minnesota	3	5	8	102	145	247
New York	7	6	13	99	111	210
Oakland	2	5	7	121	116	237
Seattle	6	2	8	68	93	161
Texas	2	7	9	74	157	231
Toronto	2	6	8	43	86	129
Total	50	75	125	1143	1588	2731

Lifetime Home Runs—A.L.—By City

	Total	Bal	Bos	Cal	Chi	Cle	Det	KC	Mil	Min	NY	Oak	Sea	Tex	Tor
Gaetti	245	11	18	27	9	7	10	8	10	97	9	9	14	9	7
Gagne	79	2	1	2	6	3	2	3	4	34	4	6	2	7	3
Gwynn	2	0	0	0	0	2	0	0	0	0	0	0	0	0	0
Hamelin	2	0	0	0	0	0	0	1	0	0	0	1	0	0	0
Henderson	192	6	9	12	9	5	2	4	5	2	5	59	56	9	9
Hiatt	7	0	0	0	0	0	0	4	0	1	1	0	0	1	0
Howard	2	0	0	0	0	0	0	1	0	0	0	0	0	0	1
Jose	14	2	0	0	1	1	0	2	0	3	1	3	1	0	0
Joyner	138	5	2	61	6	7	5	6	10	9	10	2	6	3	6
Koslofski	4	0	0	0	0	0	0	1	0	0	1	1	0	1	0
Macfarlane	62	2	1	4	5	2	5	23	3	1	4	1	3	3	5
Mayne	5	1	0	0	1	0	0	2	1	0	0	0	0	0	0
McRae	26	0	3	2	0	1	2	11	0	3	0	0	0	0	4
Miller	4	0	0	0	0	1	0	1	0	0	0	0	0	1	1
Shumpert	6	1	0	0	2	0	0	1	0	0	0	0	1	1	0

Royals Grand Slams

Player	Date	Inning	Opponent	Pitcher
1. Bob Oliver	July 4, 1969 (1st)	8	Seattle	Jim Bouton
2. Ed Kirkpatrick	August 13, 1970	8	at Boston	John Curtis
3. Bob Oliver	April 19, 1971	5	at Minnesota	Steve Barber
4. Paul Schaaf	June 4, 1972 (1st)	6	Boston	Ray Culp
5. Cookie Rojas	July 1, 1972	10	at Baltimore	Mickey Scott
6. John Mayberry	September 20, 1972	1	at California	Rudy May
7. Lou Piniella	May 23, 1973	3	at Minnesota	Jim Kaat
8. Kurt Bevacqua	July 9, 1973	5	at Milwaukee	Jerry Bell
9. Cookie Rojas	May 28, 1974	11	Baltimore	Bob Reynolds
10. Vada Pinson	August 21, 1974	7	at Cleveland	Tim Buskey
11. Hal McRae	September 26, 1974	2	California	Chuck Dobson
12. Frank White	June 25, 1975	12	at California	Luis Quintana
13. Amos Otis	April 18, 1978	1	at Toronto	Dave Lemarczyk
14. Al Cowens	August 6, 1978	1	Toronto	Balor Moore
15. George Brett	September 28, 1980	6	at Minnesota	Pete Redfern
16. Jerry Grote	June 3, 1981	5	Seattle	Ken Clay
17. Frank White	August 12, 1981	8	at Baltimore	Jeff Schneider
18. Amos Otis	April 9, 1982	1	Detroit	Jack Morris
19. Hal McRae	July 6, 1982	1	Boston	John Tudor
20. Willie Aikens	September 30, 1982	7	Oakland	Bob Dwchinko
21. Pat Sheridan	May 18, 1984	4	Texas	Charlie Hough
22. Frank White	August 3, 1984	4	at Detroit	Milt Wilcox
23. Don Slaught	August 16, 1984	6	at Texas	Mike Mason
24. George Brett	September 21, 1984	7	Oakland	Dave Leiper
25. Darryl Motley	September 24, 1984 (2nd)	6	California	Frank LaCorte
26. Steve Balboni	April 30, 1985	3	Cleveland	Jose Ramon
27. Frank White	July 10, 1985	1	at New York	Dennis Rasmussen
28. Steve Balboni	September 20, 1985	1	Minnesota	Bert Blyleven
29. Frank White	May 15, 1986	8	Cleveland	Rich Yett
30. Jim Sundberg	July 11, 1986	3	Detroit	Frank Tanana
31. Darryl Motley	August 10, 1986	4	at New York	Dennis Rasmussen
32. Bo Jackson	April 14, 1987	6	Detroit	Nate Snell
33. Jamie Quirk	August 22, 1987	6	at Milwaukee	Mark Knudson
34. Frank White	August 25, 1987	6	Texas	Dwayne Henry
35. Kevin Seitzer	August 30, 1987	6	at Chicago	Scott Nielsen
36. Danny Tartabull	October 2, 1987	5	Minnesota	Frank Viola
37. Danny Tartabull	May 15, 1988	3	at Texas	Charlie Hough
38. Danny Tartabull	August 11, 1988	1	Baltimore	Jay Tibbs
39. Danny Tartabull	September 20, 1988	1	at Seattle	Terry Taylor
40. Jim Eisenreich	August 19, 1989	4	at Seattle	Randy Johnson
41. Bo Jackson	September 27, 1989	7	at California	Willie Fraser
42. Gerald Perry	May 8, 1990	1	at Texas	Nolan Ryan
43. Rey Palacios	May 14, 1990	10	Boston	Jeff Reardon
44. Mike MacFarlane	August 4, 1990	2	at Baltimore	Pete Harnisch
45. Kurt Stillwell	May 25, 1991	9	at Minnesota	Larry Casian
46. Kirk Gibson	June 19, 1991	6	at Texas	Joe Binker
47. Mike MacFarlane	July 11, 1991	2	at Detroit	Mark Leiter
48. Brian McRae	July 14, 1991	8	at Detroit	Dan Gakeler
49. Todd Benzinger	July 23, 1991	6	Milwaukee	Julio Machado
50. Danny Tartabull	August 14, 1991	11	at New York	Steve Farr
51. Tim Spehr	September 29, 1991	2	California	Jim Abbott
52. Gregg Jefferies	May 20, 1992	5	at Chicago	Alex Fernandez
53. Wally Joyner	July 23, 1993	7	at Detroit	Bob MacDonald
54. Greg Gagne	July 29, 1993	7	Texas	Bob Patterson
55. Gary Gaetti	September 5, 1993	6	at Boston	Roger Clemens

Royals Pinch-Hit Home Runs

Player	Date	Inn- ing	On Base	Opponent	Pitcher
1. Bob Taylor	May 6, 1969	9	2	at Detroit	Dick Radatz
2. Chuck Harrison	July 10, 1969	7	1	at Minnesota	Dick Woodson
3. Bob Oliver	September 8, 1969	5	1	at Oakland	Lew Krause
4. Lou Piniella	July 4, 1970	9	2	at Milwaukee	Dave Baldwin
5. Gail Hopkins	June 5, 1971	7	2	at New York	Lindy McDaniel
6. Bob Oliver	June 23, 1971	6	0	at Chicago	Wilbur Wood
7. Chuck Harrison	July 27, 1971	7	1	at Detroit	Mickey Lolich
8. Ed Kirkpatrick	August 7, 1971 (1st)	6	1	Milwaukee	Marty Pattin
9. Richie Scheinblum	June 1, 1972	8	1	at Minnesota	Dave LaRoche
10. Kurt Bevacqua	July 9, 1973	5	3	at Milwaukee	Jerry Bell
11. Al Cowens	April 15, 1975	8	1	at Oakland	Paul Lindblad
12. Tony Solaita	May 1, 1975	7	1	California	Don Kirkwood
13. Harmon Killebrew	September 1, 1975	8	1	at Chicago	Claude Osteen
14. Jamie Quirk	September 20, 1975	9	0	Oakland	Rollie Fingers
15. John Mayberry	June 4, 1977	2	2	Baltimore	Tony Chevez
16. Joe Zdeb	June 25, 1977	7	1	at Oakland	Bob Lacey
17. Amos Otis	July 6, 1977	7	1	Milwaukee	Bob McClure
18. Tom Poquette	September 24, 1978	9	0	at Minnesota	Dave Goltz
19. Amos Otis	September 10, 1979 (1st)	5	0	Minnesota	Darrell Jackson
20. George Brett	September 28, 1980	6	3	at Minnesota	Pete Redfern
21. Willie Aikens	August 22, 1982	9	1	at Chicago	Jim Kern
22. Dane Iorg	August 7, 1984	8	1	Milwaukee	Pete Ladd
23. Buddy Biancalana	September 18, 1984	9	1	at California	D.W. Smith
24. Hal McRae	June 28, 1986	8	2	California	Donnie Moore
25. Jim Sundberg	July 30, 1986	9	0	Toronto	John Cerutti
26. Hal McRae	September 17, 1986	8	0	at California	Don Sutton
27. Steve Balboni	July 8, 1987	7	2	at Cleveland	Mark Huisman
28. Jim Eisenreich	August 13, 1987	8	0	Detroit	Jack Morris
29. Steve Balboni	September 10, 1987	7	1	at Oakland	Curt Young
30. Jim Eisenreich	April 26, 1989	8	1	New York	Lance McCullers
31. Pat Tabler	September 12, 1989	9	1	Texas	Kenny Rogers
32. Bo Jackson	September 30, 1990	9	0	at California	Scott Lewis
33. Carmelo Martinez	May 18, 1991	8	0	Milwaukee	Mark Lee
34. Carmelo Martinez	June 6, 1991	9	0	Texas	Jeff Russell
35. Brent Mayne	August 1, 1991	8	1	at Milwaukee	Julio Machado
36. Warran Cromartie	August 17, 1991	9	1	at Boston	Jeff Reardon
37. Kurt Stillwell	September 4, 1991	8	0	at Chicago	Alex Fernandez

Royals Inside-the-Park Home Runs

Player	Date	Inning	On Base	Opponent	Pitcher
1. Jerry Adair	April 23, 1969	7	0	Seattle	Marty Pattin
2. Lou Piniella	June 11, 1969	8	1	at New York	Fritz Peterson
3. Ed Kirkpatrick	September 28, 1969	1	1	at Chicago	Fred Rath
4. Pat Kelly	May 5, 1970	5	0	at Baltimore	Tom Phoebus
5. Fred Patek	July 18, 1971 (1st)	6	0	Detroit	Mike Kilkenny
6. Fran Healy	July 29, 1973 (1st)	4	1	California	Bill Singer
7. Paul Schaal	September 19, 1973	2	0	Chicago	Wilbur Wood
8. Cookie Rojas	July 13, 1974	3	1	Detroit	Woodie Fryman
9. Jim Wohlford	August 9, 1974	6	0	Milwaukee	Ed Rodriguez
10. Amos Otis	June 9, 1975	8	1	Detroit	John Hiller
11. Amos Otis	June 13, 1975	8	0	Boston	Dick Pole
12. Frank White	July 5, 1975	8	0	Chicago	Dave Hamilton
13. Fred Patek	August 7, 1975	1	0	Minnesota	Vic Albury
14. Frank White	September 14, 1975	2	0	California	Frank Tanana
15. Jim Wohlford	June 6, 1976	1	0	Milwaukee	Jim Colborn
16. Tom Poquette	June 15, 1976	7	0	at Detroit	Steve Grilli
17. Al Cowens	August 10, 1976	7	0	New York	Dock Ellis
18. George Brett	October 3, 1976	9	0	Minnesota	Jim Hughes
19. Amos Otis	May 5, 1977	1	0	Chicago	Ken Brett
20. Darrell Porter	April 12, 1978	6	0	Baltimore	Mike Flanagan
21. Clint Hurdle	April 15, 1978	6	0	Cleveland	Don Hood
22. Amos Otis	May 12, 1978	9	1	New York	Rich Gossage
23. John Wathan	July 9, 1978	3	0	Baltimore	John Finn
24. Amos Otis	April 7, 1979	2	1	Toronto	Jim Clancy
25. Willie Wilson	May 13, 1979	7	1	Chicago	Steve Trout
26. Willie Wilson	June 9, 1979	13	0	New York	Ken Clay
27. Willie Wilson	June 15, 1979	9	2	at Milwaukee	Bill Castro
28. Frank White	August 8, 1979	1	0	Detroit	Pat Underwood
29. Willie Wilson	August 25, 1979	1	0	Boston	Mike Torrez
30. Willie Wilson	September 16, 1979	3	0	Seattle	Rob Dressler
31. Willie Wilson	May 14, 1980	1	0	at New York	Ron Guidry
32. John Wathan	May 31, 1980	6	2	Chicago	Ed Farmer
33. Willie Wilson	June 19, 1980	7	0	Cleveland	Mike Stanton
34. Clint Hurdle	July 25, 1980	2	1	New York	Luis Tiant
35. Hal McRae	July 31, 1980	6	2	Boston	Bill Campbell
36. George Brett	August 15, 1980	1	2	Toronto	Jesse Jefferson
37. Willie Wilson	May 11, 1982	8	2	Milwaukee	Dwight Bernard
38. Hal McRae	June 4, 1982	1	1	at New York	Dave Righetti
39. George Brett	June 13, 1982	4	0	Seattle	Floyd Bannister
40. Amos Otis	July 4, 1982	2	0	California	Geoff Zahn
41. Willie Wilson	July 21, 1982	8	1	Toronto	Dale Murray
42. Willie Wilson	September 3, 1982	3	0	New York	Jay Howell
43. Jerry Martin	April 9, 1983	2	0	Milwaukee	Bob McClure
44. U.L. Washington	April 11, 1983	5	0	Boston	Bruce Hurst
45. Willie Wilson	May 14, 1983	1	0	Detroit	David Rucker
46. Willie Wilson	August 9, 1983	7	0	Milwaukee	Don Sutton
47. John Wathan	September 23, 1983	7	0	Minnesota	Harry Pettibone
48. Willie Wilson	June 1, 1984	3	0	at Minnesota	Mike Smithson
49. Pat Sheridan	May 12, 1985	6	0	New York	Phil Niekro
50. Omar Moreno	September 5, 1985	1	0	Milwaukee	Moose Haas
51. George Brett	October 2, 1985	1	2	California	Ron Romanick
52. George Brett	October 4, 1985	7	0	Oakland	Jose Rijo
53. Jorge Orta	June 26, 1986	1	1	Oakland	Rick Langford
54. Jorge Orta	July 2, 1986	6	0	Seattle	Mike Morgan
55. Danny Tartabull	October 3, 1987	2	0	Minnesota	Bert Blyleven
56. Kurt Stillwell	April 7, 1988	6	1	Toronto	Jim Clancy
57. George Brett	May 4, 1988	3	1	New York	John Candelaria
58. Danny Tartabull	May 25, 1988	6	0	Minnesota	Bert Blyleven
59. Brad Wellman	September 11, 1988	6	0	Oakland	Bob Welch
60. Kevin Seitzer	May 13, 1989	1	0	Texas	Jamie Moyer
61. Bo Jackson	May 31, 1990	6	1	Oakland	Bob Welch
62. Danny Tartabull	June 28, 1990	6	1	at Seattle	Russ Swan
63. Bill Pecota	September 16, 1990	3	1	Cleveland	Efrain Valdez
64. Kurt Stillwell	September 24, 1990	7	2	Oakland	Reggie Harris
65. Brian McRae	April 30, 1991	4	0	Detroit	Walt Terrell
66. Bill Pecota	May 20, 1991	4	0	Seattle	Bill Swift
67. Gary Thurman	July 5, 1991	8	0	Oakland	Steve Chitren
68. Brent Mayne	August 22, 1991	4	1	Texas	Jose Guzman
69. Harvey Pulliam	August 27, 1991	4	1	Chicago	Wilson Alvarez
70. Brent Mayne	September 27, 1991	4	1	California	Kirk McCaskill
71. David Howard	August 4, 1992 (2nd)	7	2	California	Mike Butcher
72. Brian McRae	August 6, 1992	4	2	California	Chuck Finley
73. George Brett	September 6, 1992	7	1	Chicago	Roberto Hernandez
74. Brian McRae	September 22, 1992	2	1	Seattle	Randy Johnson
75. Wally Joyner	June 24, 1993	8	0	California	Doug Linton
76. Brian McRae	July 17, 1993	9	1	at Toronto	Danny Cox

Career Home Run Leaders with KC

Grand Slams		Pinch-Hit		Inside-the-Park	
Player	No.	Player	No.	Player	No.
Frank White	6	Steve Balboni	2	Willie Wilson	13
Danny Tartabull	5	Jim Eisenreich	2	George Brett	7
Steve Balboni	2	Chuck Harrison	2	Amos Otis	6
George Brett	2	Carmelo Martinez	2	Brian McRae	4
Bo Jackson	2	Hal McRae	2	Danny Tartabull	3
Mike Macfarlane	2	Bob Oliver	2	John Wathan	3
Hal McRae	2	Amos Otis	2	Frank White	3
Darryl Motley	2				
Bob Oliver	2				
Amos Otis	2				
Cookie Rojas	2				

Royals Two-Home Run Games

(Current Royals Only)

Wally Joyner (1) 7-23-93	at Detroit	Doherty & MacDonald
Mike Macfarlane (1) 7-14-91	at Detroit	Gullickson & Gakeler
Brian McRae (1) 7-14-91	at Detroit	Gullickson & Gakeler
Harvey Pulliam (1) 8-27-91	vs. Chicago	Alvarez

Note: George Brett holds the club record with 16 two-home run games.

Royals Three-Home Run Games

George Brett (3) 7-22-79 4-20-83 *10-6-78	at Texas at Detroit at New York	Comer (2) & Babcock (1) Morris (2) & Bailey (1) Hunter
*-Game 3 of the 1978 ALCS		
John Mayberry (2) 7-1-75 6-1-77	at Texas at Toronto	Jenkins Johnson, Willis & Bruno
Tony Solaita (1) 9-7-75	at California	Lange (1) & Scott (2)
Bo Jackson (1) 7-17-90	at New York	Hawkins
Danny Tartabull (1) 7-6-91	vs. Oakland	Welch (2) & Nelson (1)

Note: Danny Tartabull is the only Royals' player to hit 3 home runs in a game in Kauffman Stadium. Tony Oliva (Minnesota), 7-3-73, Willie Horton (Texas), 5-15-77, Paul Molitor (Milwaukee), 5-12-82 and George Bell (Toronto), 4-4-88 are the only opposing players to hit 3 homers at Kauffman Stadium.

Home Runs From Both Sides of the Plate

Willie Wilson	6-15-79	at Milwaukee	Caldwell & Castro
U.L. Washington	9-21-79	at Oakland	Langford & Minetto

Royals Top Hitting Streaks

30--George Brett, July 18--August 18, 1980
25--George Brett, September 27, 1982--May 8, 1983
22--Brian McRae, July 20--August 13, 1991
19--Amos Otis, July 30--August 17, 1974
18--Lou Piniella, July 11-29, 1970
18--Ed Kirkpatrick, April 4--May 12, 1973
18--Willie Wilson, July 13-27, 1984
18--Gregg Jefferies, May 13-June 1, 1992
17--Hal McRae, July 10-29, 1974
17--Willie Wilson, April 19--May 26, 1982
17--Kevin Seitzer, April 27--May 16, 1990
17--Kevin McReynolds, May 24-June 12, 1992
16--John Mayberry, July 28--August 12, 1975
16--Al Cowens, September 10-27, 1977
16--George Brett, July 26--August 12, 1987
16--Gregg Jefferies, June 18-July 5, 1992

Royals Big Days At Bat

Six-Hit Games

Player	Date	Opponent
Bob Oliver	May 4, 1969	at California
Kevin Seitzer	August 2, 1987	Boston

Five-Hit Games

Player	Date	Opponent
Willie Aikens	June 6, 1982	at New York
George Brett (5)	September 5, 1975	at California
	September 9, 1976	California
	May 28, 1979	Baltimore
	August 26, 1980	at Milwaukee
	June 10, 1986	Seattle
Al Cowens (2)	June 1, 1977	at Toronto
	September 6, 1977	at Seattle
Jim Eisenreich	June 24, 1990	at Minnesota
Hal McRae (2)	August 2, 1980	at Chicago
	May 29, 1982	at Texas
Amos Otis (2)	May 1, 1970	Cleveland
	August 27, 1979	Milwaukee
Tom Poquette	June 15, 1976	at Detroit
Darrell Porter	June 4, 1978	Chicago
Kevin Seitzer	June 21, 1990	at Minnesota
	July 4, 1991	at California
Willie Wilson (2)	July 18, 1980	at New York
	May 13, 1987	at Baltimore
Joe Zdeb	July 1, 1977	at Cleveland

All-Time Kansas City Royals Major League Standings

Year	Position	Won	Lost	Pct.	GB	Attendance
1969	*Fourth	69	93	.426	28	902,183
1970	*Fourth (Tied)	65	97	.401	33	693,047
1971	*Second	85	76	.528	16	910,784
1972	*Fourth	76	78	.494	16.5	707,656
1973	*Second	88	74	.543	6	1,345,341
1974	*Fifth	77	85	.475	13	1,173,292
1975	*Second	91	71	.562	7	1,151,836
1976	*First	90	72	.556	+2.5	1,680,265
1977	*First	102	60	.630	+8	1,852,603
1978	*First	92	70	.567	+5	2,255,493
1979	*Second	85	77	.525	3	2,261,845
1980	*+First	97	65	.599	+14	2,288,714
1981	*Fourth	50	53	.485	11	1,279,403
1982	*Second	90	72	.556	3	2,284,464
1983	*Second	79	83	.488	20	1,963,875
1984	*First	84	78	.519	+3	1,810,018
1985	*+First	91	71	.562	+1	2,162,717
1986	*Third (Tied)	76	86	.469	16	2,320,764
1987	*Second	83	79	.512	2	2,392,471
1988	*Third	84	77	.522	19.5	2,350,181
1989	*Second	92	70	.568	7	2,477,700
1990	*Sixth	75	86	.466	27.5	2,244,956
1991	*Sixth	82	80	.506	13	2,161,537
1992	*Fifth (Tied)	72	90	.444	24	1,867,689
1993	*Third	84	78	.519	10	1,934,578
Totals---		2059	1921	.517	--	44,473,412

*Western Division

+A.L. Pennant

Bold Face Denotes World Series Championship

Royals Low-Hit Games

No-Hitters

Pitcher	Date	Opponent	Score
1. Steve Busby	April 27, 1973	at Detroit	3-0
2. Steve Busby	June 19, 1974	at Milwaukee	2-0
3. Jim Colborn	May 14, 1977	Texas	6-0
4. Bret Saberhagen	August 26, 1991	Chicago	7-0

One-Hitters

Pitcher	Date	Opponent	Score
1. Bill Butler	August 9, 1969	at Cleveland	10-0
2. Wally Bunker	September 11, 1969	at California	3-0
3. Dick Drago	July 30, 1971 (4 1/2 inn.)	at Baltimore	0-1
4. Paul Splitteroff	August 11, 1971	at Washington	1-0
5. Roger Nelson	August 23, 1972	Boston	3-0
6. Paul Splitteroff	August 3, 1975	Oakland	5-0
7. Andy Hassler	July 2, 1977	at Cleveland	1-0
8. Paul Splitteroff	September 2, 1977 (2nd)	Milwaukee	3-0
9. Rich Gale	June 13, 1978	Texas	5-0
10. Larry Gura	April 30, 1980	at Toronto	3-0
11. Vida Blue	September 13, 1982	Seattle	8-0
12. Charlie Leibrandt	May 16, 1987	Milwaukee	13-0
13. Kevin Appier	July 7, 1990	at Detroit	4-0
14. Hipolito Pichardo	July 21, 1992	Boston	8-0
15. Dennis Rasmussen	September 29, 1992	at California	2-0
16. Kevin Appier	July 27, 1993	Texas	0-1

Two-Hitters

Pitcher	Date	Opponent	Score
1. Bob Johnson	August 23, 1970	Boston	4-3
2. Al Fitzmorris	August 4, 1971 (2nd)	Minnesota	3-0
3. Dick Drago	April 25, 1972	Baltimore	3-0
4. Roger Nelson	October 4, 1972	Texas	4-0
5. Paul Splitteroff	April 14, 1973	at Chicago	3-0
6. Paul Splitteroff	June 18, 1974	at Milwaukee	4-0
7. Al Fitzmorris	August 5, 1975	Minnesota	6-1
8. Andy Hassler	August 20, 1976	Milwaukee	3-0
9. Dennis Leonard	June 28, 1977	at California	3-1
10. Rich Gale	May 15, 1978	Boston	3-1
11. Dennis Leonard	June 11, 1980 (1st)	Cleveland	5-0
12. Bret Saberhagen	May 17, 1985	at Milwaukee	3-0
13. Bret Saberhagen	April 16, 1986	at Boston	1-0
14. Dennis Leonard	April 29, 1986	at Detroit	1-2
15. Danny Jackson	October 1, 1986	California	2-0
16. Bret Saberhagen	April 10, 1987	New York	13-1
17. Bret Saberhagen	May 9, 1987	at Cleveland	4-0
18. Charlie Leibrandt	July 26, 1987	at Baltimore	4-0
19. Mark Gubicza	June 11, 1988	at California	7-0
20. Charlie Leibrandt	June 15, 1988	at Oakland	2-0
21. Mark Gubicza	September 16, 1988	at Oakland	3-0
22. Bret Saberhagen	May 18, 1990	at New York	4-1
23. Chris Haney	September 22, 1992	Seattle	3-0
24. David Cone	May 9, 1993	Texas	1-2

No-Hitters

Steve Busby, Jim Colborn and Bret Saberhagen are the only pitchers in Royals' history to have hurled no-hitters.

Busby accomplished the feat on 2 occasions, the first coming at Tiger Stadium when he held Detroit hitless on April 27, 1973. He gave up 6 walks and struck out 4 as Kansas City won 3-0. His 2nd gem also came on the road on June 19, 1974 at Milwaukee's County Stadium where he blanked the Brewers, 2-0. It was in near perfect fashion as the only baserunner was George Scott, who walked to lead off the 2nd inning.

Colborn recorded the 1st no-hitter by a Kansas City pitcher in Kauffman Stadium on May 14, 1977, when he blanked the Texas Rangers, 6-0. It too was nearly a perfect outing as Colborn walked one batter and hit another while facing only 28 batters.

Saberhagen recorded his gem in Kauffman Stadium vs. the Chicago White Sox on August 26, 1991. He walked 2 and fanned 5.

California Angels' ace Nolan Ryan recorded the 1st no-hitter in Kauffman Stadium on May 15, 1973. He struck out 12 and allowed only 3 base runners, all on walks, in the 3-0 win, his 1st career no-hitter.

All-Time Royals Attendance Records

	Attendance	Opponent	Date
Season	2,477,700		1989
Single Game	41,860	New York	July 26, 1980
Doubleheader	42,039	Milwaukee	August 8, 1983
Single Day	41,329	Oakland	September 21, 1980
Single Night	41,860	New York	July 26, 1980
Opening Day	41,086	Toronto	April 8, 1985
Municipal Stadium	36,623	Oakland	August 3, 1971
Kauffman Stadium			
Single Game	41,860	New York	July 26, 1980
Doubleheader	42,039	Milwaukee	August 8, 1983
All-Star Game	40,848	N.L. vs. A.L.	July 24, 1973
Championship Series	42,633	1980--Game 2	October 9, 1980
World Series	42,380	1980--Game 3	October 17, 1980

Regular-Season Attendance Highs

	Attendance	Opponent	Date
Single Game	41,860	New York	July 26, 1980
Day Game	41,329	Oakland	September 21, 1980
Night Game	41,860	New York	July 26, 1980
Day Doubleheader	35,295	California	June 20, 1971
T-N Doubleheader	42,039	Milwaukee	August 8, 1983
Opening Day	41,086	Toronto	April 8, 1985
4-Game Series	161,019	New York	July 21-24, 1988
3-Game Series	121,956	New York	July 25-27, 1980
2-Game Series	79,042	New York	July 24-25, 1978
Memorial Day	41,189	Minnesota	May 29, 1989
Independence Day	40,804	Boston	July 4, 1988
Labor Day	37,043	Minnesota	September 3, 1984
Week Night	42,039	Milwaukee	August 8, 1983
Saturday Day	38,944	Baltimore	July 18, 1987
Saturday Night	41,860	New York	July 26, 1980
Sunday	41,329	Oakland	September 21, 1980
Road Game	73,303	at Cleveland	July 4, 1986

Royals Top 10 Regular-Season Home Crowds

Date	Opponent	Attendance
1. August 8, 1983	Milwaukee	42,039
2. July 26, 1980	New York	41,860
3. June 30, 1979	California	41,451
4. July 3, 1982	California	41,380
5. July 23, 1988	New York	41,377
6. August 11, 1980	Baltimore	41,334
7. September 21, 1980	Oakland	41,329
8. August 20, 1979	New York	41,305
9. August 26, 1989	Oakland	41,253
10. August 5, 1985	Detroit	41,251

Royals Attendance Year-by-Year

Year	Attendance	Year	Attendance
1969.....	902,183	1982.....	2,284,464
1970.....	693,047	1983.....	1,963,875
1971.....	910,784	1984.....	1,810,018
1972.....	707,656	1985.....	2,162,717
1973.....	1,345,341	1986.....	2,320,764
1974.....	1,173,292	1987.....	2,392,471
1975.....	1,151,836	1988.....	2,350,181
1976.....	1,680,265	1989.....	2,477,700
1977.....	1,852,603	1990.....	2,244,956
1978.....	2,255,493	1991.....	2,161,537
1979.....	2,261,845	1992.....	1,867,689
1980.....	2,288,714	1993.....	1,934,578
1981.....	1,279,403	TOTAL.....	44,473,412

Royals Consecutive Streaks

Wins-All Games

Length	Year	Details
16	1977	August 31 (win vs. Texas) - Sept. 16 (loss vs. Seattle)
10	1978	July 14 (win at Milwaukee) - July 25 (loss vs. New York)
9	1989	August 15 (win at Chicago) - August 24 (loss vs. Calif.)
8		8 times, latest: Sept. 2 (win vs. Chicago) - Sept. 9 (loss at California), 1985

Losses-All Games

Length	Year	Details
11	1986	June 27 (loss at Minnesota) - July 9 (win vs. Baltimore)
10	'91-92	Oct. 4 (loss at California) - April 14 (win vs. Oakland)
9	1992	April 15 (loss vs. Oakland) - April 26 (win at Toronto)
9	1990	Sept. 3 (loss at Chicago) - Sept. 12 (win vs. Toronto)
8	1980	Sept. 20 (loss vs. Oakland) - Sept. 30 (win vs. Seattle)
8	1974	August 28 (loss vs. Cleveland) - Sept. 6 (win vs. Minn.)
8	1971	July 25 (loss at Cleveland) - August 4 (win vs. Minn.)
8	1990	June 5 (loss vs. California) - June 13 (win at California)
7		7 times, latest: April 27 (loss vs. Boston) - May 14 (win vs. Toronto), 1991

Wins-Home Games

Length	Year	Details
13	1977	July 10 (win vs. Oakland) - August 8 (loss vs. California)
9	1991	July 20 (win vs. Detroit) - August 10 (loss vs. Cleveland)
9	1988	May 28 (win vs. Texas) - June 17 (loss vs. California)
9	1987	May 2 (win vs. Cleveland) - May 20 (loss vs. Boston)
9	1985	August 26 (win vs. Texas) - Sept. 16 (loss vs. Seattle)
9	1978	July 7 (win vs. Baltimore) - July 25 (loss vs. New York)
9	1977	August 31 (win vs. Texas) - Sept. 16 (loss vs. Seattle)

Losses-Home Games

Length	Year	Details
8	1991	June 22 (loss vs. Baltimore) - July 7 (win vs. Oakland)
8	1974	August 28 (loss vs. Cleveland) - Sept. 6 (win vs. Minn.)
8	1970	April 10 (loss to California) - April 30 (win vs. Detroit)
7	1992	April 15 (loss vs. Oakland) - May 6 (win vs. Milwaukee)
7	1991	April 27 (loss vs. Boston) - May 4 (win vs. Toronto)
6		5 times, latest: October 4, 1992 (loss vs. Minnesota) - April 11, 1993 (win vs. Minnesota)

Wins-Road Games

Length	Year	Details
11	1977	Sept. 5 (win at Seattle) - Sept. 26 (loss at Oakland)
8	1975	Sept. 1 (win at Chicago) - Sept. 8 (loss at Oakland)
7	1973	April 7 (win at California) - April 29 (loss at Detroit)
7	1989	April 15 (win at Chicago) - Sept. 2 (loss at Texas)
6		6 times, latest: June 11 (win at California) - June 20 (loss at Chicago), 1988

Losses-Road Games

Length	Year	Details
11	'91-92	Oct. 4 (loss at California) - April 26 (win at Toronto)
10	1986	June 18 (loss at Oakland) - July 21 (win at Baltimore)
8	1982	June 26 (loss at California) - July 18 (win at Baltimore)
8	1973	August 5 (loss at Minn.) - August 29 (win at Cleveland)
8	'71-72	Sept. 28 (loss at Oakland) - May 2 (win at Detroit)
7		5 times, latest: Sept. 3, 1990 (loss at Chicago) - Sept. 17, 1990 (win at Minnesota)

Royals League Leading Performers

Games (2)

Al Cowens, 1977--162+
Hal McRae, 1977--162+

Batting Average (4)

George Brett, 1976--.333
George Brett, 1980--.390
Willie Wilson, 1982--.332
George Brett, 1990--.329

Runs (1)

Willie Wilson, 1980--133

Hits (5)

George Brett, 1975--195
George Brett, 1976--215
George Brett, 1979-212
Willie Wilson, 1980--230
Kevin Seitzer, 1987--207+

Doubles (7)

Amos Otis, 1970--36+
Lou Piniella, 1972--33
Amos Otis, 1976--40
Hal McRae, 1977--54
George Brett, 1978--45
Hal McRae, 1982--46+
George Brett, 1990--45+

Triples (9)

Fred Patek, 1971--11
George Brett, 1975--13+
George Brett, 1976--14
George Brett, 1979--20
Willie Wilson, 1980--15+
Willie Wilson, 1982--15
Willie Wilson, 1985--21
Willie Wilson, 1987--15
Willie Wilson, 1988--11+

Runs Batted In (1)

Hal McRae, 1982--133

Total Bases (1)

George Brett, 1976--298

Slugging Percentage (4)

George Brett, 1980--.664
George Brett, 1983--.563
George Brett, 1985--.585
Danny Tartabull, 1991--.593

Stolen Bases (3)

Amos Otis, 1971--52
Fred Patek, 1977--53
Willie Wilson, 1979--83

On-Base Percentage (2)

Darrell Porter, 1979--.429
George Brett, 1980--.461

Base on Balls (3)

John Mayberry, 1973--122
John Mayberry, 1975--119
Darrell Porter, 1979--121

Wins (2)

Dennis Leonard, 1977--20+
Bret Saberhagen, 1989--23

Winning Percentage (1)

Bret Saberhagen, 1989--.793

ERA (2)

Bret Saberhagen, 1989--2.16
Kevin Appier, 1993--2.56

Appearances (2)

Dan Quisenberry, 1980--75
Dan Quisenberry, 1983--69
Dan Quisenberry, 1985--84

Starts (4)

Dennis Leonard, 1978--40+
Dennis Leonard, 1980--38
Dennis Leonard, 1981--26+
Mark Gubicza, 1989--36+

Complete Games (1)

Bret Saberhagen, 1989--12

Shutouts (1)

Dennis Leonard, 1979--5+

Saves (6)

Dan Quisenberry, 1980--33+
Dan Quisenberry, 1982--35
Dan Quisenberry, 1983--45
Dan Quisenberry, 1984--44
Dan Quisenberry, 1985--37
Jeff Montgomery, 1993--45+

Innings Pitched (2)

Dennis Leonard, 1981--201.2
Bret Saberhagen, 1989--262.1

+--Tied for League Lead

Royals Year-by-Year Extra Inning Record

Year	Record	Pct.	Year	Record	Pct.
1969	7-12	.368	1982	7-3	.700
1970	14-8	.636	1983	5-5	.500
1971	2-7	.222	1984	6-5	.545
1972	5-10	.333	1985	11-7	.611
1973	9-5	.643	1986	6-10	.375
1974	10-11	.476	1987	5-3	.625
1975	12-5	.706	1988	5-5	.500
1976	13-7	.650	1989	11-6	.647
1977	9-6	.600	1990	5-4	.556
1978	7-5	.583	1991	11-8	.579
1979	9-6	.600	1992	4-10	.286
1980	8-6	.571	1993	8-6	.571
1981	2-5	.286	TOTALS	191-165	.537

Royals Year-by-Year Leaders

Batting

Average		Runs		Triples		
1969	Piniella	.282	1969 Foy	72	1969 Piniella	6
1970	Piniella	.301	1970 Otis	91	1970 Otis	9
1971	Otis	.301	1971 Patek	86	1971 Patek	*11
1972	Piniella	.312	1972 Ptis	75	1972 3 tied	4
1973	Otis	.300	1973 Otis	89	1973 Patek	5
1974	McRae	.310	1974 Otis	87	1974 Otis	9
1975	Brett	.308	1975 Mayberry	95	1975 Brett	+13
1976	Brett	*.333	1976 Brett	94	1976 Brett	*14
1977	Brett, Cowens	.312	1977 Brett	105	1977 Cowens	14
1978	Otis	.298	1978 McRae	90	1978 Cowens, Brett	8
1979	Brett	.329	1979 Brett	119	1979 Brett	*20
1980	Brett	*.390	1980 Wilson	*133	1980 Wilson	+15
1981	Brett	.314	1981 Wilson	54	1981 Wilson, Brett	7
1982	Wilson	*.332	1982 Brett	101	1982 Wilson	*15
1983	McRae	.311	1983 Wilson, Brett	90	1983 Wilson	8
1984	McRae	.303	1984 Wilson	81	1984 Wilson	9
1985	Brett	.335	1985 Brett	108	1985 Wilson	*21
1986	Brett	.290	1986 Smith	80	1986 Wilson, Smith	7
1987	Seitzer	.323	1987 Seitzer	105	1987 Wilson	*15
1988	Brett	.306	1988 Brett, Seitzer	90	1988 Wilson	+11
1989	Seitzer	.281	1989 Jackson	86	1989 3 tied	7
1990	Brett	*.329	1990 Seitzer	91	1990 Brett, Eisenreich	7
1991	Tartabull	.316	1991 McRae	86	1991 McRae	9
1992	Brett, Jefferies	.285	1992 Jefferies, Joyner	66	1992 Brett, McRae	5
1993	Joyner	.292	1993 Joyner	83	1993 McRae	9

Games		Hits		Home Runs		
1969	Hernandez, Foy	145	1969 Foy	139	1969 Kirkpatrick	14
1970	Oliver	160	1970 Otis	176	1970 Oliver	27
1971	Schaal	161	1971 Otis	167	1971 Otis	15
1972	Piniella	151	1972 Piniella	179	1972 Mayberry	25
1973	Mayberry	152	1973 Otis	175	1973 Mayberry, Otis	26
1974	Patek	149	1974 McRae	167	1974 Mayberry	22
1975	Brett	159	1975 Brett	+195	1975 Mayberry	34
1976	Mayberry	161	1976 Brett	+215	1976 Otis	18
1977	Cowens, McRae	+162	1977 McRae	191	1977 Mayberry, Cowens	23
1978	McRae	156	1978 McRae	170	1978 Otis	22
1979	Porter	157	1979 Brett	*212	1979 Brett	23
1980	Wilson	161	1980 Wilson	*230	1980 Brett	24
1981	Wilson	102	1981 Wilson	133	1981 Aikens	17
1982	McRae	159	1982 Wilson	194	1982 McRae	27
1983	McRae	157	1983 McRae	183	1983 Brett	25
1984	Motley	146	1984 Wilson	163	1984 Balboni	28
1985	Balboni	160	1985 Brett	184	1985 Balboni	36
1986	Wilson	156	1986 Wilson	170	1986 Balboni	29
1987	Seitzer	161	1987 Seitzer	+207	1987 Tartabull	34
1988	Brett	157	1988 Brett	180	1988 Tartabull	26
1989	Seitzer	160	1989 Seitzer	168	1989 Jackson	32
1990	Seitzer	158	1990 Brett	179	1990 Jackson	28
1991	McRae	152	1991 McRae	164	1991 Tartabull	31
1992	Brett, Jefferies	152	1992 Jefferies	172	1992 Macfarlane	17
1993	Gagne	159	1993 McRae	177	1993 Macfarlane	20

At-Bats		Doubles		RBI		
1969	Foy	519	1969 Piniella	21	1969 Piniella	68
1970	Otis	620	1970 Otis	+36	1970 Oliver	99
1971	Patek	591	1971 Schaal	31	1971 Otis	79
1972	Piniella	574	1972 Piniella	*33	1972 Mayberry	100
1973	Otis	583	1973 Rojas	29	1973 Mayberry	100
1974	Otis	552	1974 McRae	36	1974 McRae	88
1975	Brett	+634	1975 Mayberry, McRae	38	1975 Mayberry	106
1976	Brett	+645	1976 Otis	*40	1976 Mayberry	95
1977	McRae	641	1977 McRae	*54	1977 Cowens	112
1978	McRae	623	1978 Brett	*45	1978 Otis	96
1979	Brett	645	1979 Brett	42	1979 Porter	112
1980	Wilson	*705	1980 McRae	39	1980 Brett	118
1981	Wilson	439	1981 Brett	27	1981 Otis	57
1982	McRae	613	1982 McRae	+46	1982 McRae	*133
1983	McRae	589	1983 McRae	41	1983 Brett	93
1984	Wilson	541	1984 Slaught	27	1984 Balboni	77
1985	Wilson	605	1985 Brett	38	1985 Brett	112
1986	Wilson	631	1986 White	37	1986 Balboni	88
1987	Seitzer	641	1987 Seitzer	33	1987 Tartabull	101
1988	Wilson	591	1988 Brett	42	1988 Brett	103
1989	Seitzer	597	1989 Eisenreich	33	1989 Jackson	105
1990	Seitzer	622	1990 Brett	+45	1990 Brett	87
1991	McRae	629	1991 Brett	40	1991 Tartabull	100
1992	Jefferies	604	1992 Jefferies, Joyner	36	1992 Jefferies	75
1993	McRae	627	1993 Joyner	36	1993 Brett	75

*-Led League

+ -Tied for League Lead

Royals Year-by-Year Leaders

Pitching

Wins		Games		Saves		
1969	Bunker	12	1969 Drabowsky	52	1969 Drabowsky	11
1970	Rooker	10	1970 Wright	47	1970 Abernathy	12
1971	Drago	17	1971 Burgmeier	68	1971 Abernathy	23
1972	Splitteroff, Drago	12	1972 Burgmeier	51	1972 Burgmeier	9
1973	Splitteroff	20	1973 Bird	54	1973 Bird	20
1974	Busby	22	1974 Bird	55	1974 Bird	10
1975	Busby	18	1975 Bird	51	1975 Bird	11
1976	Leonard	17	1976 Littell	60	1976 Littell	16
1977	Leonard	+20	1977 Bird	53	1977 Bird	14
1978	Leonard	21	1978 Hrabosky	58	1978 Hrabosky	20
1979	Splitteroff	15	1979 Hrabosky	58	1979 Hrabosky	11
1980	Leonard	20	1980 Quisenberry	*75	1980 Quisenberry	+33
1981	Leonard	13	1981 Quisenberry	40	1981 Quisenberry	18
1982	Gura	18	1982 Quisenberry	72	1982 Quisenberry	*35
1983	Splitteroff	13	1983 Quisenberry	*69	1983 Quisenberry	*45
1984	Black	17	1984 Quisenberry	72	1984 Quisenberry	*44
1985	Saberhagen	20	1985 Quisenberry	*84	1985 Quisenberry	*37
1986	Leibrandt	14	1986 Quisenberry	62	1986 Quisenberry	12
1987	Saberhagen	18	1987 Gleaton	48	1987 Garber, Quiz	8
1988	Gubicza	20	1988 Farr	62	1988 Farr	20
1989	Saberhagen	*23	1989 Montgomery	63	1989 Farr, Monty	18
1990	Farr	13	1990 Montgomery	73	1990 Montgomery	24
1991	Appier, Sabes	13	1991 Montgomery	67	1991 Montgomery	33
1992	Appier	15	1992 Montgomery	65	1992 Montgomery	39
1993	Appier	18	1993 Montgomery	69	1993 Montgomery	+45

Losses		Starts		Innings Pitched		
1969	Rooker	16	1969 Bunker	31	1969 Bunker	222.2
1970	Rooker, Drago	15	1970 Drago	34	1970 Drago	240.0
1971	Drago	11	1971 Drago	34	1971 Drago	241.1
1972	Drago	17	1972 Splitteroff, Drago	33	1972 Drago	239.1
1973	Busby	15	1973 Splitteroff	38	1973 Splitteroff	262.0
1974	Splitteroff	19	1974 Busby	38	1974 Busby	292.1
1975	Fitzmorris, Busby	12	1975 Fitzmorris	35	1975 Busby	260.1
1976	Pattin	14	1976 Leonard	34	1976 Leonard	259.0
1977	Colborn	14	1977 Splitt, Leonard	37	1977 Leonard	292.2
1978	Leonard	17	1978 Leonard	+40	1978 Leonard	294.2
1979	Splitteroff	17	1979 Splitteroff	35	1979 Splitteroff	240.0
1980	Splitt, Leonard	11	1980 Leonard	*38	1980 Gura	283.1
1981	Leonard	11	1981 Leonard	+26	1981 Leonard	*201.2
1982	Blue, Gura	12	1982 Gura	37	1982 Gura	248.0
1983	Gura	18	1983 Gura	31	1983 Gura	200.1
1984	Gubicza	14	1984 Black	35	1984 Black	257.0
1985	Black	15	1985 Leibrandt, Black	33	1985 Leibrandt	237.2
1986	Leonard	13	1986 Leibrandt	34	1986 Leibrandt	231.1
1987	Jackson, Gubicza	18	1987 Guby, Leibrandt	35	1987 Saberhagen	257.0
1988	Saberhagen	16	1988 3 tied	35	1988 Gubicza	269.2
1989	Guby, Leibrandt	11	1989 Gubicza	+36	1989 Saberhagen	*262.1
1990	Gordon	11	1990 Gordon	32	1990 Gordon	195.1
1991	Gordon	14	1991 Appier	31	1991 Appier	207.2
1992	Gordon	10	1992 Appier	30	1992 Appier	208.1
1993	Cone	14	1993 Appier, Cone	34	1993 Cone	254.0

ERA		Complete Games		Strikeouts		
1969	Bunker	3.23	1969 Bunker, Drago	10	1969 Butler	156
1970	Johnson	3.07	1970 Johnson	10	1970 Johnson	206
1971	Hedlund	2.71	1971 Drago	15	1971 Drago	109
1972	Nelson	2.08	1972 Splitteroff	12	1972 Splitteroff	140
1973	Splitteroff	3.98	1973 Splitteroff	12	1973 Busby	174
1974	Fitzmorris	2.79	1974 Busby	20	1974 Busby	198
1975	Busby	3.08	1975 Busby	18	1975 Busby	160
1976	Fitzmorris	3.06	1976 Leonard	16	1976 Leonard	148
1977	Leonard	3.04	1977 Leonard	21	1977 Leonard	244
1978	Gura	2.72	1978 Leonard	20	1978 Leonard	183
1979	Leonard	4.08	1979 Leonard	12	1979 Leonard	126
1980	Gura	2.95	1980 Gura	16	1980 Leonard	155
1981	Gura	2.72	1981 Gura	12	1981 Leonard	107
1982	Blue	3.78	1982 Gura	8	1982 Blue	103
1983	Splitteroff	3.63	1983 Gura	5	1983 Splitteroff	61
1984	Black	3.12	1984 Black	8	1984 Black	140
1985	Leibrandt	2.69	1985 Saberhagen	10	1985 Saberhagen	158
1986	Jackson	3.20	1986 Leibrandt	8	1986 Gubicza	118
1987	Saberhagen	3.36	1987 Saberhagen	15	1987 Gubicza	166
1988	Gubicza	2.70	1988 Saberhagen	9	1988 Gubicza	183
1989	Saberhagen	*2.16	1989 Saberhagen	*12	1989 Saberhagen	193
1990	Appier	2.76	1990 Gordon	6	1990 Gordon	175
1991	Saberhagen	3.07	1991 Saberhagen	7	1991 Gordon	167
1992	Appier	2.46	1992 Appier	3	1992 Appier	150
1993	Appier	*2.56	1993 Cone	6	1993 Cone	191

*-Led League

+ -Tied for League Lead

Royals All-Time Top 10

Batting

Single Season Games

162	Hal McRae	1977
162	Al Cowens	1977
161	Paul Schaal	1971
161	John Mayberry	1976
161	Willie Wilson	1980
161	Kevin Seitzer	1987
160	Steve Balboni	1985
160	Kevin Seitzer	1989
159	Hal McRae	1982
159	Greg Gagne	1993

Single Season At Bats

705*	Willie Wilson	1980
645*	George Brett	1976
645	George Brett	1979
641	Hal McRae	1977
641	Kevin Seitzer	1987
634*	George Brett	1975
631	Willie Wilson	1986
629	Brian McRae	1991
627	Brian McRae	1993
623	Hal McRae	1977

Single Season Runs Scored

133*	Willie Wilson	1980
119	George Brett	1979
113	Willie Wilson	1979
108	George Brett	1985
105	George Brett	1977
105	Kevin Seitzer	1987
104	Hal McRae	1977
101	Darrell Porter	1979
101	George Brett	1982
100	Amos Otis	1979

Single Season Hits

230*	Willie Wilson	1980
215*	George Brett	1976
212*	George Brett	1979
207+	Kevin Seitzer	1987
195*	George Brett	1975
194	Willie Wilson	1982
191	Hal McRae	1977
189	Al Cowens	1977
189	Hal McRae	1982
185	Willie Wilson	1979

Single Season Doubles

54+	Hal McRae	1977
46+	Hal McRae	1982
45*	George Brett	1978
45	Frank White	1982
45+	George Brett	1990
42	George Brett	1979
42	George Brett	1988
41	Hal McRae	1983
40+	Amos Otis	1976
40	George Brett	1991

Single Season Triples

21*	Willie Wilson	1985
20*	George Brett	1979
15	Willie Wilson	1980
15*	Willie Wilson	1982
15*	Willie Wilson	1987
14*	George Brett	1976
14	Al Cowens	1977
13+	George Brett	1975
13	Willie Wilson	1979
11	4 players tied	

Career Games

2707	George Brett	1973-93
2324	Frank White	1973-90
1891	Amos Otis	1970-83
1837	Hal McRae	1973-87
1787	Willie Wilson	1976-90
1245	Fred Patek	1971-79
897	John Mayberry	1972-77
880	Cookie Rojas	1970-77
860	John Wathan	1976-85
812	Al Cowens	1974-79

Career At Bats

10349	George Brett	1973-93
7859	Frank White	1973-90
7050	Amos Otis	1970-83
6799	Willie Wilson	1976-90
6568	Hal McRae	1973-87
4305	Fred Patek	1971-79
3131	John Mayberry	1972-77
3072	Cookie Rojas	1970-77
2785	Al Cowens	1974-79
2749	Kevin Seitzer	1986-91

Career Runs Scored

1583	George Brett	1973-93
1074	Amos Otis	1970-83
1060	Willie Wilson	1976-90
912	Frank White	1973-90
873	Hal McRae	1973-87
571	Fred Patek	1971-79
459	John Mayberry	1972-77
408	Kevin Seitzer	1986-91
373	Al Cowens	1974-79
348	Danny Tartabull	1987-91

Career Hits

3154	George Brett	1973-93
2006	Frank White	1973-90
1977	Amos Otis	1970-83
1968	Willie Wilson	1976-90
1924	Hal McRae	1973-87
1036	Fred Patek	1971-79
824	Cookie Rojas	1970-77
816	John Mayberry	1972-77
809	Kevin Seitzer	1986-91
784	Al Cowens	1974-79

Career Doubles

665	George Brett	1973-93
449	Hal McRae	1973-87
407	Frank White	1973-90
365	Amos Otis	1970-83
241	Willie Wilson	1976-90
182	Fred Patek	1971-79
141	Danny Tartabull	1987-91
139	John Mayberry	1972-77
139	Cookie Rojas	1970-77
128	Kevin Seitzer	1986-91

Career Triples

137	George Brett	1973-93
133	Willie Wilson	1976-90
65	Amos Otis	1970-83
63	Hal McRae	1973-87
58	Frank White	1973-90
44	Al Cowens	1974-79
41	Fred Patek	1971-79
28	U.L. Washington	1977-84
26	Brian McRae	1990-93
25	John Wathan	1976-85

*Led League

+Tied for league lead

Royals All-Time Top 10

Batting

Single Season Home Runs

36	Steve Balboni	1985
34	John Mayberry	1975
34	Danny Tartabull	1987
32	Bo Jackson	1989
31	Danny Tartabull	1991
30	George Brett	1985
29	Steve Balboni	1986
28	Steve Balboni	1984
28	Bo Jackson	1990
27	2 players tied	

Single Season Runs Batted In

133*	Hal McRae	1982
118	George Brett	1980
112	Al Cowens	1977
112	Darrell Porter	1979
112	George Brett	1985
107	George Brett	1979
106	John Mayberry	1975
105	Bo Jackson	1989
103	George Brett	1988
102	Danny Tartabull	1988

Single Season Batting Average

.390*	George Brett	1980
.335	George Brett	1985
.333*	George Brett	1976
.332	Hal McRae	1976
.332*	Willie Wilson	1982
.329	George Brett	1979
.329*	George Brett	1990
.326	Willie Wilson	1980
.323	Kevin Seitzer	1987
.316	Danny Tartabull	1991

Single Season Walks

122	John Mayberry	1973
121	Darrell Porter	1979
119	John Mayberry	1975
103	Paul Schaal	1971
103	George Brett	1985
102	Kevin Seitzer	1989
84	Mike Fiore	1969
83	John Mayberry	1977
82	John Mayberry	1976
82	George Brett	1988

Single Season Strikeouts

172*	Bo Jackson	1989
166	Steve Balboni	1985
158	Bo Jackson	1987
146	Steve Balboni	1986
146	Bo Jackson	1988
139	Steve Balboni	1984
138	Jerry Martin	1982
136	Danny Tartabull	1987
128	Bo Jackson	1990
126	Bob Oliver	1970

Single Season Stolen Bases

83*	Willie Wilson	1979
79	Willie Wilson	1980
59	Willie Wilson	1983
59	Willie Wilson	1987
53+	Fred Patek	1977
52*	Amos Otis	1971
51	Fred Patek	1976
49	Fred Patek	1971
47	Willie Wilson	1984
46	Willie Wilson	1978

Career Home Runs

317	George Brett	1973-93
193	Amos Otis	1970-83
169	Hal McRae	1973-87
160	Frank White	1973-90
143	John Mayberry	1972-77
124	Danny Tartabull	1987-91
119	Steve Balboni	1984-88
109	Bo Jackson	1986-90
77	Willie Aikens	1980-83
62	Mike Macfarlane	1987-93

Career Runs Batted In

1595	George Brett	1973-93
1012	Hal McRae	1973-87
992	Amos Otis	1970-83
886	Frank White	1973-90
552	John Mayberry	1972-77
509	Willie Wilson	1976-90
425	Danny Tartabull	1987-91
382	Fred Patek	1971-79
374	Al Cowens	1974-79
348	Lou Piniella	1969-73

Career Batting Average

.305	George Brett	1973-93
.294	Kevin Seitzer	1986-91
.293	Hal McRae	1973-87
.290	Willie Wilson	1976-90
.287	Danny Tartabull	1987-91
.286	Lou Piniella	1969-73
.282	Willie Aikens	1980-83
.282	Al Cowens	1974-79
.280	Amos Otis	1970-83
.277	Jim Eisenreich	1987-92

Career Walks

1096	George Brett	1973-93
766	Amos Otis	1970-83
618	Hal McRae	1973-87
561	John Mayberry	1972-77
413	Fred Patek	1971-79
412	Frank White	1973-90
369	Kevin Seitzer	1987-91
360	Willie Wilson	1976-90
325	Danny Tartabull	1987-91
300	Paul Schaal	1969-74

Career Strikeouts

1035	Frank White	1973-90
990	Willie Wilson	1976-90
953	Amos Otis	1970-83
907	George Brett	1973-93
697	Hal McRae	1973-87
638	Bo Jackson	1986-90
592	Danny Tartabull	1987-91
586	Fred Patek	1971-79
568	Steve Balboni	1984-88
457	John Mayberry	1972-77

Career Stolen Bases

612	Willie Wilson	1976-90
340	Amos Otis	1970-83
336	Fred Patek	1971-79
201	George Brett	1973-93
178	Frank White	1973-90
120	U.L. Washington	1977-84
105	Hal McRae	1973-87
105	John Wathan	1976-85
81	Bo Jackson	1986-90
80	Al Cowens	1974-79

*Led League

+Tied for league lead

Single Season batting average based on a minimum 502 plate appearances

Career batting average based on a minimum 400 games played

Royals All-Time Top 10

Pitching

Single Season Victories

23*	Bret Saberhagen	1989
22	Steve Busby	1974
21	Dennis Leonard	1978
20	Paul Splittorff	1973
20*	Dennis Leonard	1977
20	Dennis Leonard	1980
20	Bret Saberhagen	1985
20	Mark Gubicza	1988
19	Paul Splittorff	1978
18	6 pitchers tied	

Single Season Losses

19	Paul Splittorff	1974
18	Larry Gura	1983
18	Mark Gubicza	1987
18	Danny Jackson	1987
17	Dick Drago	1972
17	Dennis Leonard	1978
17	Paul Splittorff	1979
16	Jim Rooker	1969
16	Bret Saberhagen	1988
15	4 pitchers tied	

Single Season ERA

2.08	Roger Nelson	1972
2.16*	Bret Saberhagen	1989
2.46	Kevin Appier	1992
2.56*	Kevin Appier	1993
2.69	Charlie Leibrandt	1985
2.70	Mark Gubicza	1988
2.71	Mike Hedlund	1971
2.72	Larry Gura	1978
2.72	Larry Gura	1981
2.76	Kevin Appier	1990

Single Season Appearances

84*	Dan Quisenberry	1985
75*	Dan Quisenberry	1980
73	Jeff Montgomery	1990
72	Dan Quisenberry	1982
72	Dan Quisenberry	1984
69*	Dan Quisenberry	1983
69	Jeff Montgomery	1993
67	Tom Burgmeier	1971
67	Jeff Montgomery	1991
65	Jeff Montgomery	1992

Single Season Games Started

40*	Dennis Leonard	1978
38	Paul Splittorff	1973
38	Steve Busby	1974
38	Paul Splittorff	1978
38*	Dennis Leonard	1980
37	Steve Busby	1973
37	Paul Splittorff	1977
37	Larry Gura	1982
36	3 pitchers tied	

Single Season Complete Games

21	Dennis Leonard	1977
20	Steve Busby	1974
20	Dennis Leonard	1978
18	Steve Busby	1975
16	Dennis Leonard	1976
16	Larry Gura	1980
15	Dick Drago	1971
15	Bret Saberhagen	1987
12*	4 pitchers tied	
	(Saberhagen led league in '89)	

Career Victories

166	Paul Splittorff	1970-84
144	Dennis Leonard	1974-86
111	Larry Gura	1976-85
110	Bret Saberhagen	1984-91
109	Mark Gubicza	1984-93
76	Charlie Leibrandt	1984-89
70	Steve Busby	1972-80
70	Al Fitzmorris	1969-76
61	Dick Drago	1969-73
59	Kevin Appier	1989-93

Career Losses

143	Paul Splittorff	1979-84
106	Dennis Leonard	1974-86
100	Mark Gubicza	1984-93
78	Larry Gura	1976-85
78	Bret Saberhagen	1984-91
70	Dick Drago	1969-73
61	Charlie Leibrandt	1984-89
57	Buddy Black	1982-88
54	Steve Busby	1972-80
52	Tom Gordon	1988-93

Career ERA

2.37	Jeff Montgomery	1988-93
2.55	Dan Quisenberry	1979-88
2.95	Kevin Appier	1989-93
3.05	Steve Farr	1985-90
3.06	Steve Mingori	1973-79
3.08	Roger Nelson	1969-72,76
3.21	Bret Saberhagen	1984-91
3.46	Al Fitzmorris	1969-76
3.48	Marty Pattin	1974-80
3.51	Mike Hedlund	1969-72

Career Appearances

573	Dan Quisenberry	1979-88
429	Paul Splittorff	1970-84
382	Jeff Montgomery	1988-93
312	Dennis Leonard	1974-86
310	Larry Gura	1976-85
308	Mark Gubicza	1984-93
292	Doug Bird	1973-78
289	Steve Farr	1985-90
264	Steve Mingori	1973-79
252	Bret Saberhagen	1984-91

Career Games Started

392	Paul Splittorff	1970-84
302	Dennis Leonard	1974-86
253	Mark Gubicza	1984-93
226	Bret Saberhagen	1984-91
219	Larry Gura	1976-85
187	Charlie Leibrandt	1984-89
160	Dick Drago	1969-73
150	Steve Busby	1972-80
136	Al Fitzmorris	1969-76
128	Buddy Black	1982-88

Career Complete Games

103	Dennis Leonard	1974-86
88	Paul Splittorff	1970-84
61	Larry Gura	1976-85
64	Bret Saberhagen	1984-91
53	Steve Busby	1972-80
53	Dick Drago	1969-73
37	Mark Gubicza	1984-92
35	Al Fitzmorris	1969-76
34	Charlie Leibrandt	1984-89
20	Danny Jackson	1983-87

*Led league

+Tied for league lead

Season pitching ERA based on 162 innings pitched

Career pitching ERA based on 400 innings pitched

Royals All-Time Top 10

Pitching

Single Season Shutouts

6	Roger Nelson	1972
5+	Dennis Leonard	1979
5	Dennis Leonard	1977
4	8 pitchers tied	

Single Season Saves

45*	Dan Quisenberry	1983
45+	Jeff Montgomery	1993
44*	Dan Quisenberry	1984
39	Jeff Montgomery	1992
37*	Dan Quisenberry	1985
35*	Dan Quisenberry	1982
33+	Dan Quisenberry	1980
33	Jeff Montgomery	1991
24	Jeff Montgomery	1990
23	Ted Abernathy	1971

Single Season Innings Pitched

295	Dennis Leonard	1978
293	Dennis Leonard	1977
292	Steve Busby	1974
283	Larry Gura	1981
280	Dennis Leonard	1980
270	Mark Gubicza	1988
262	Paul Splittorff	1973
262	Paul Splittorff	1978
262	Bret Saberhagen	1989
261	Bret Saberhagen	1988

Single Season Home Runs Allowed

33	Dennis Leonard	1979
31	Larry Gura	1982
30	Dennis Leonard	1980
29	Wally Bunker	1969
29	Larry Gura	1979
27	Dennis Leonard	1978
27	Bret Saberhagen	1987
26	Larry Gura	1984
25	Paul Splittorff	1979
23	3 pitchers tied	

Single Season Walks

120	Mark Gubicza	1987
114	David Cone	1993
109	Danny Jackson	1987
105	Steve Busby	1973
102	Jim Rooker	1970
100	Rich Gale	1978
99	Rich Gale	1979
92	Steve Busby	1974
91	Bill Butler	1969
90	Dennis Leonard	1975

Single Season Strikeouts

244	Dennis Leonard	1977
206	Bob Johnson	1970
198	Steve Busby	1974
193	Bret Saberhagen	1989
191	David Cone	1993
186	Kevin Appier	186
183	Dennis Leonard	1978
183	Mark Gubicza	1988
175	Tom Gordon	1990
174	Steve Busby	1973

Career Shutouts

23	Dennis Leonard	1974-86
17	Paul Splittorff	1970-84
14	Larry Gura	1976-85
14	Bret Saberhagen	1984-91
13	Mark Gubicza	1984-92
11	Al Fitzmorris	1969-76
10	Dick Drago	1969-73
10	Charlie Leibrandt	1984-89
7	4 pitchers tied	

Career Saves

238	Dan Quisenberry	1979-88
160	Jeff Montgomery	1988-93
58	Doug Bird	1973-78
49	Steve Farr	1985-90
40	Ted Abernathy	1970-72
31	Al Hrabosky	1978-79
28	Tom Burgmeier	1969-73
28	Mark Littell	1973, 75-77
27	Steve Mingori	1973-79
26	Gene Garber	1973-74, 87-88

Career Innings Pitched

2555	Paul Splittorff	1970-84
2187	Dennis Leonard	1974-86
1756	Mark Gubicza	1984-93
1701	Larry Gura	1976-85
1660	Bret Saberhagen	1984-91
1257	Charlie Leibrandt	1984-89
1134	Dick Drago	1969-73
1098	Al Fitzmorris	1969-76
1059	Steve Busby	1972-80
978	Buddy Black	1982-88

Career Home Runs Allowed

202	Dennis Leonard	1974-86
192	Paul Splittorff	1970-84
166	Larry Gura	1976-85
123	Bret Saberhagen	1984-91
102	Charlie Leibrandt	1984-89
100	Buddy Black	1982-88
95	Mark Gubicza	1984-93
91	Dick Drago	1969-73
74	Marty Pattin	1974-80
72	Steve Busby	1972-80

Career Walks

780	Paul Splittorff	1970-84
661	Mark Gubicza	1984-93
622	Dennis Leonard	1974-86
503	Larry Gura	1976-85
433	Steve Busby	1972-80
411	Tom Gordon	1988-93
359	Al Fitzmorris	1969-76
359	Charlie Leibrandt	1984-89
331	Bret Saberhagen	1984-91
315	Rich Gale	1978-81

Career Strikeouts

1323	Dennis Leonard	1974-86
1171	Mark Gubicza	1984-93
1093	Bret Saberhagen	1984-91
1057	Paul Splittorff	1970-84
754	Tom Gordon	1988-93
659	Steve Busby	1972-80
633	Larry Gura	1976-85
631	Kevin Appier	1989-93
618	Charlie Leibrandt	1984-89
577	Dick Drago	1969-73

*Led league

+Tied for league lead

Royals Award Winners

MAJOR LEAGUE PLAYER-OF-THE-YEAR

- 1979--George Brett (Baseball Digest, Baseball Bulletin)
1980--George Brett (The Sporting News, AP, Sport Magazine,
Baseball Magazine, Baseball Digest)

AMERICAN LEAGUE PLAYER-OF-THE-YEAR (MVP)

- 1976--George Brett (Baseball Bulletin)
1980--George Brett (BBWAA, The Sporting News, AP)

AMERICAN LEAGUE PITCHER-OF-THE-YEAR

- 1989--Bret Saberhagen (The Sporting News)

ALL-MAJOR LEAGUE TEAM

- 1973--John Mayberry, 1B (UPI)
1975--George Brett, 3B (UPI); John Mayberry, 1B (UPI)
1976--George Brett, 3B (AP)
1978--Frank White, 2B (The Sporting News)
1980--George Brett, 3B (The Sporting News)
1982--Hal McRae, DH (AP)
1989--Bret Saberhagen P (AP)
1993--Kevin Appier (Baseball America)
- ### ALL-AMERICAN LEAGUE TEAM
- 1971--Cookie Rojas, 2B (The Sporting News)
1972--Richie Scheinblum, OF (The Sporting News)
1973--John Mayberry, 1B; Amos Otis, OF (The Sporting News)
1975--John Mayberry, 1B (The Sporting News)
1976--George Brett, 3B (The Sporting News, UPI, Baseball Bulletin);
Dennis Leonard, P (UPI); Mark Littell, P (UPI)
1977--Hal McRae, DH (The Sporting News);
George Brett, 3B (Baseball Bulletin, AP)
1979--George Brett, 3B (The Sporting News, AP, UPI);
Darrell Porter, C (The Sporting News)
1980--George Brett, 3B (The Sporting News, UPI, Baseball Bulletin,
Baseball Magazine); Hal McRae, DH (The Sporting News);
Willie Wilson, OF (UPI)
1982--Hal McRae, DH (The Sporting News, UPI);
Dan Quisenberry, P (UPI)
1988--George Brett, 1B (The Sporting News)
1989--Bret Saberhagen, P (The Sporting News, USA TODAY, UPI)
Bo Jackson, OF (USA TODAY)

CY YOUNG AWARD

- 1985--Bret Saberhagen (23 of 28 first-place votes)
1989--Bret Saberhagen (27 of 28 first-place votes)

AMERICAN LEAGUE FIREMAN-OF-THE-YEAR

- 1980--Dan Quisenberry (Roloids, The Sporting News)
1982--Dan Quisenberry (Roloids, The Sporting News)
1983--Dan Quisenberry (Roloids, The Sporting News)
1984--Dan Quisenberry (Roloids, The Sporting News)
1985--Dan Quisenberry (Roloids, The Sporting News)
1993--Jeff Montgomery (Roloids)

AMERICAN LEAGUE COMEBACK PLAYER-OF-THE-YEAR

- 1987--Bret Saberhagen, P (The Sporting News, UPI)

AMERICAN LEAGUE ROOKIE-OF-THE-YEAR

- 1969--Lou Piniella (BBWAA)
1989--Tom Gordon (Baseball Digest, USA TODAY)

AMERICAN LEAGUE ROOKIE PITCHER-OF-THE-YEAR

- 1973--Steve Busby (The Sporting News)
1978--Rich Gale (The Sporting News)
1989--Tom Gordon (The Sporting News)
1990--Kevin Appier (The Sporting News)

ALL-ROOKIE TEAM

- 1969--Bill Butler, LHP (Topps); Lou Piniella, OF (Topps)
1974--George Brett, 3B (Baseball Digest)
1976--Tom Poquette, OF (Topps, Baseball Digest, Baseball Bulletin)
1978--Rich Gale, P (Baseball Digest, Baseball Bulletin);
Clint Hurdle, OF (Baseball Digest, Baseball Bulletin);
Willie Wilson, OF (Baseball Bulletin)
1987--Kevin Seitzer, 3B (Topps, Baseball Digest)
1988--Jeff Montgomery, P (Baseball Digest)
1989--Tom Gordon, P (Topps, Baseball Digest)
1990--Kevin Appier, P (Topps, Baseball Digest)
1991--David Howard, SS (Baseball Digest)

DESIGNATED HITTER-OF-THE-YEAR

- 1976--Hal McRae (Manchester Union Leader)
1980--Hal McRae (Manchester Union Leader)
1982--Hal McRae (Manchester Union Leader)

MAJOR LEAGUE and A.L. MANAGER-OF-THE-YEAR

- 1976--Whitay Herzog (UPI, Baseball Bulletin)

WORLD SERIES MOST VALUABLE PLAYER

- 1985--Bret Saberhagen

ALCS MOST VALUABLE PLAYER

- 1980--Frank White
1985--George Brett

ALL-STAR GAME MOST VALUABLE PLAYER

- 1989--Bo Jackson, OF

ROYALS AWARD WINNERS Continued

EXECUTIVE OF THE YEAR

- 1971--Cedric Tallis (The Sporting News)
1976--Joe Burke (The Sporting News)
1985--John Schuerholz (The Sporting News)

MISCELLANEOUS AWARDS

- JOE CRONIN AWARD--George Brett (1980, 1992), Dan Quisenberry (1983)
FRED HUTCHINSON AWARD--George Brett (1980), Dennis Leonard (1986)
SEAGRAM'S SEVEN CROWNS OF SPORTS AWARD--George Brett (1980),
Dan Quisenberry (1983)
MAN-OF-THE-YEAR (The Sporting News)--George Brett (1980)
MINOR LEAGUE PLAYER-OF-THE-YEAR (Baseball America)--Tom Gordon (1988)
TONY CONIGLIARO AWARD--Jim Eisenreich (1991)

Les Milgram Royals Player-of-the-Year

- | | |
|-----------------------------|-----------------------|
| 1971--Amos Otis, Fred Patek | 1983--Frank White |
| 1972--John Mayberry | 1984--Willie Wilson |
| 1973--Amos Otis | 1985--George Brett |
| 1974--Hal McRae | 1986--Frank White |
| 1975--George Brett | 1987--Danny Tartabull |
| 1976--George Brett | 1988--George Brett |
| 1977--Al Cowens | 1989--Jim Eisenreich |
| 1978--Amos Otis | 1990--George Brett |
| 1979--George Brett | 1991--Danny Tartabull |
| 1980--George Brett | 1992--George Brett |
| 1981--Willie Wilson | 1993--Greg Gagne |
| 1982--Hal McRae | |

Bruce Rice Royals Pitcher-of-the-Year

- | | |
|-----------------------|-----------------------|
| 1971--Dick Drago | 1983--Dan Quisenberry |
| 1972--Roger Nelson | 1984--Dan Quisenberry |
| 1973--Paul Splittorff | 1985--Bret Saberhagen |
| 1974--Steve Busby | 1986--Mark Gubicza |
| 1975--Dennis Leonard | 1987--Bret Saberhagen |
| 1976--Mark Littell | 1988--Mark Gubicza |
| 1977--Dennis Leonard | 1989--Bret Saberhagen |
| 1978--Larry Gura | 1990--Steve Farr |
| 1979--Dennis Leonard | 1991--Bret Saberhagen |
| 1980--Dan Quisenberry | 1992--Kevin Appier |
| 1981--Larry Gura | 1993--Kevin Appier |
| 1982--Dan Quisenberry | |

American League Player-of-the-Month

- | | |
|--|---------------------------|
| July, 1975--John Mayberry | April, 1983--George Brett |
| July, 1980--George Brett (co-winner) | May, 1985--George Brett |
| Sept., 1981--Willie Wilson (co-winner) | July, 1985--George Brett |
| May, 1982--Hal McRae | July, 1990--George Brett |
| June, 1982--George Brett | |

American League Pitcher-of-the-Month

- | | |
|---|-------------------------------|
| July, 1980--Larry Gura | April, 1987--Bret Saberhagen |
| September, 1981--Larry Gura (co-winner) | June, 1988--Mark Gubicza |
| April, 1985--Charlie Leibrandt | June, 1989--Mark Gubicza |
| July, 1985--Bret Saberhagen | August, 1989--Bret Saberhagen |
| September, 1985--Charlie Leibrandt | July, 1992--Kevin Appier |

American League Player-of-the-Week

- | | |
|-------------------------------------|--|
| May 5, 1974--Fran Healy | July 30, 1984--Frank White |
| June 18, 1974--John Mayberry | September 17, 1984--Buddy Black |
| June 25, 1974--Steve Busby | July 1-7, 1985--George Brett |
| August 13, 1974--Amos Otis | July 8-14, 1985--Bret Saberhagen |
| September 4, 1974--Hal McRae | August 11-17, 1986--George Brett |
| July 6, 1975--John Mayberry | July 27-August 2, 1987--Kevin Seltzer |
| August 31, 1975--Dennis Leonard | May 16-22, 1988--Kurt Stillwell |
| May 10, 1976--George Brett | July 18-24, 1988--George Brett |
| June 7, 1976--Hal McRae | April 17-23, 1989--Bo Jackson |
| May 9, 1977--Jim Colborn | Sept. 11-17, 1989--Bret Saberhagen |
| September 19, 1977--Al Cowens | July 16-22, 1990--George Brett |
| July 23, 1978--Clint Hurdle | June 9-16, 1991--Danny Tartabull |
| September 17, 1978--Amos Otis | July 1-7, 1991--Danny Tartabull |
| May 28, 1979--George Brett | Aug. 26-Sept. 1, 1991--Bret Saberhagen |
| August 12, 1979--Hal McRae | May 10-17, 1992--Mark Gubicza |
| August 26, 1979--Willie Wilson | June 1-7, 1992--Jeff Montgomery |
| June 8, 1980--George Brett | July 27-Aug. 2, 1992--Gregg Jefferies |
| July 20, 1980--George Brett | Sept. 28-Oct. 4, 1992--George Brett |
| August 17, 1980--George Brett | May 24-30, 1993--Wally Joyner |
| May 2, 1982--Hal McRae | Sept. 13-19, 1993--Kevin Appier |
| April 24, 1983--George Brett | Sept. 20-26, 1993--George Brett |
| September 18, 1983--Dan Quisenberry | |

Royals All-Time Trades

DATE	TEAM	PLAYERS OBTAINED	PLAYERS TRADED
12-12-68	Angels	Ed Kirkpatrick, Dennis Paepke	Hoyt Wilhelm
12-16-68	Astros	Buck Martinez, Tommy Smith, Mike Sinnerud	John Jones
04-01-69	Pilots	Lou Piniella	Steve Whitaker, John Gelnar
12-03-69	Mets	Amos Otis, Bob Johnson	Joe Foy
05-29-70	Red Sox	Tommy Matchick	Mike Fiore
06-13-70	Cardinals	Cookie Rojas	Fred Rico
06-15-70	Orioles	Bob Floyd	Moe Drabowsky
07-01-70	Cardinals	Ted Abernathy	Chris Zachary
10-13-70	White Sox	Gail Hopkins, John Matias	Pat Kelly, Don O'Riley
10-19-70	Giants	Bob Garibaldi	Fran Healy
12-02-70	Pirates	Fred Patek, Jerry May, Bruce Dal Canton	Bob Johnson, Jack Hernandez, Jimmy Campanis
02-02-71	Brewers	Carl Taylor	Ellie Rodriguez
05-11-71	Brewers	Ted Savage	Tommy Matchick
12-02-71	Astros	John Mayberry, Dave Grangaard	Lance Clemons, Jim York
05-05-72	Angels	Tom Murphy	Bob Oliver
10-25-72	Pirates	Gene Garber	Jim Rooker
11-02-72	Indians	Kurt Bevacqua	Mike Hedlund
12-02-72	Reds	Hal McRae, Wayne Simpson	Roger Nelson, Richie Scheinblum
02-01-73	White Sox	Jim Lyttle	Joe Keough
04-02-73	Giants	Fran Healy	Greg Minton
06-09-73	Indians	Steve Mingori	Mike Jackson
10-24-73	Red Sox	Marty Pattin	Dick Drago
12-05-73	Pirates	Nelson Briles, Fernando Gonzalez	Ed Kirkpatrick, Kurt Bevacqua, Winston Cole
12-07-73	Yankees	Lindy McDaniel	Lou Piniella, Ken Wright
02-23-74	Angels	Vada Pinson	Barry Raziano
04-30-74	Angels	Richie Scheinblum	Paul Schaal
06-30-75	Braves	Ray Sadecki	Bruce Dal Canton, Norm Angelini, Al Autry
11-12-75	Rangers	Dave Nelson	Nelson Briles
05-16-76	Yankees	Larry Gura	Fran Healy
12-06-76	Brewers	Jim Colborn, Darrell Porter	Jamie Quirk, Jim Wohlford, Bob McClure
12-09-77	Cardinals	Al Hrabosky	Mark Littell, Buck Martinez
06-01-78	Mariners	Steve Braun	Jim Colborn
08-03-78	Brewers	Jamie Quirk	Gerry Ako
04-03-79	Phillies	Todd Cruz	Doug Bird
06-13-79	Red Sox	George Scott	Tom Poquette
12-06-79	Angels	Willie Aikens, Rance Mulliniks	Todd Cruz, Al Cowens, Craig Eaton
01-21-81	Reds	Cesar Geronimo	German Barranca
03-31-81	Mets	Juan Berenguer	Marvell Wynne, John Skinner
12-11-81	Giants	Jerry Martin	Rich Gale, Bill Laskey
12-11-81	Reds	Scott Brown	Clint Hurdle
01-19-82	Expos	Grant Jackson	Ken Phelps
03-02-82	Mariners	Buddy Black	Manny Castillo
03-24-82	White Sox	Greg Pryor	Jeff Schattinger
03-25-82	Blue Jays	Phillip Huffman	Rance Mulliniks
03-30-82	Giants	Vida Blue, Bob Tufts	Atlee Hammaker, Renie Martin Brad Wellman, Craig Chamberlain
02-04-83	Blue Jays	Leon Roberts	Cecil Fielder
06-07-83	Reds	Charlie Leibbrandt	Bob Tufts
12-08-83	Yankees	Steve Balboni, Roger Erickson	Mike Armstrong, Duane Dewey
12-09-83	Dodgers	Joe Beckwith	John Serritella, Joe Szekely, Jose Torres
12-19-83	Blue Jays	Jorge Orta	Willie Aikens
01-07-85	Expos	Mike Kinnunen, Ken Baker	U.L. Washington
01-18-85	Brewers	Jim Sundberg	%Don Slaught, #Frank Wills
05-17-85	Cardinals	Lonnie Smith	John Morris

ALL-TIME TRADES Continued

DATE	TEAM	PLAYERS OBTAINED	PLAYERS TRADED
04-01-86	Mets	Angel Salazar	Tony Ferreira
05-21-86	Mariners	Terry Bell	Mark Huismann
09-23-86	Braves	Steve Shields	Darryl Motley
12-10-86	Mariners	Danny Tartabull, Rick Luecken	Scott Bankhead, Mike Kingery, Steve Shields
12-17-86	Orioles	Juan Beniquez	Jimmy Daniel, Joe Jarrell
03-27-87	Mets	Rick Anderson, Ed Hearn, Mauro Gozzo	David Cone, Chris Jelic
03-30-87	Cubs	Thad Bosley, Dave Gumpert	Jim Sundberg
07-14-87	Blue Jays	Luis Aquino	Juan Beniquez
08-30-87	Braves	Gene Garber	Terry Bell
11-06-87	Reds	Ted Power, Kurt Stillwell	Danny Jackson, Angel Salazar
12-10-87	White Sox	Floyd Bannister Dave Cochrane	John Davis, Greg Hibbard, Chuck Mount, Melido Perez
02-13-88	Reds	Jeff Montgomery	Van Snider
06-03-88	Indians	Pat Tabler	Buddy Black
08-31-88	Tigers	Mark Lee, Rey Palacios	Ted Power
06-09-89	Mets	Terry Leach	Aguedo Vasquez
09-02-89	Phillies	Larry McWilliams	Jeff Hulse
12-15-89	Braves	Gerald Perry, Jim LeMasters	Charlie Leibbrandt, Rick Luecken
03-31-90	Phillies	Steve Jeltz	Jose DeJesus
04-02-90	Tigers	Greg Everson	Jerry Don Gleaton
08-31-90	Mets	Archie Corbin	Pat Tabler
05-04-91	Pirates	Carmelo Martinez	Victor Cole
07-11-91	Reds	Todd Benzinger	Carmelo Martinez
12-11-91	Dodgers	Chris Gwynn, Domingo Mota	Todd Benzinger
12-11-91	Mets	Gregg Jefferies, Keith Miller Kevin McReynolds	Bret Saberhagen, Bill Pecota
12-11-91	Orioles	Bob Melvin	Storm Davis
03-10-92	Pirates	Neal Heaton	Kirk Gibson
07-21-92	Braves	Juan Berenguer	Mark Davis
08-29-92	Expos	Chris Haney, Bill Sampen	Sean Berry, Archie Corbin
11-19-92	Pirates	Jose Lind	Dennis Moeller, Joel Johnston
12-09-92	Expos	Mark Gardner, Doug Piatt	Tim Spehr, Jeff Shaw
02-12-93	Cardinals	Felix Jose, Craig Wilson	Gregg Jefferies, Ed Gerald
04-26-93	Brewers	Cash	Mike Boddicker
07-30-93	Yankees	John Habyan	@Karl Rhodes
07-31-93	Pirates	Stan Belinda	Dan Miceli, Jon Leiber
01-05-94	Mets	Vince Coleman	Kevin McReynolds

%Slaughter traded to Texas.

#Wills traded to New York Mets.

@Rhodes traded to Chicago Cubs.

Royals First Round June Draft Selections

Year	Player	Pick	Year	Player	Pick
1968	No Selection		1982	John Morris (OF)	10
1969	John Simmons* (P)	23	1983	Gary Thurman (OF)	21
1970	Rex Goodson (C)	8	1984	Scott Bankhead (P)	16
1971	Roy Branch (P)	5	1985	BRIAN MCRAE (INF)	17
1972	Jamie Quirk (INF)	18	1986	Anthony Clements (INF)	24
1973	Lew Olsen (P)	9	1987	KEVIN APPIER (P)	9
1974	Willie Wilson (OF)	18	1988	Hugh Walker (OF)	18
1975	Clint Hurdle (OF)	9	1989	BRENT MAYNE (C)	13
1976	Ben Grzybek (P)	18	1990	No Selection	
1977	Michael Jones (P)	21	1991	JOE VITIELLO (OF)	7
1978	Buddy Biancalana (INF)	25	1992	Michael Tucker (INF)	10
1979	Atlee Hammaker (P)	21	1992	Jim Pittsley (P)	17
1980	Frank Wills (P)	16	1993	JEFF GRANGER (P)	5
1981	David Leeper (OF)	23			

Capitalized players on 1994 Spring Training Roster.

*Did not sign.

All-Time Royals Major League Roster

Includes all 358 players who have appeared in one or more official American League games for the Royals.

- Abernathy, Ted (P)--1970-72
 Adair, Jerry (INF)--1969-70
 Aikens, Willie (INF)--1980-83
 Alcaraz, Luis (INF)--1969-70
 Anderson, Rick (P)--1987-88
 Angelini, Norm (P)--1972-73
 Appier, Kevin (P)--1989-93
 Aquino, Luis (P)--1988-92
 Armstrong, Mike (P)--1982-83
 Ashford, Tucker (INF)--1984
- Balboni, Steve (INF)--1984-88
 Baller, Jay (P)--1990
 Bankhead, Scott (P)--1986
 Bannister, Floyd (P)--1988-89
 Barranca, German (INF)--79-80
 Bass, Randy (INF)--1978
 Beckwith, Joe (P)--1984-85
 Belinda, Stan (P)--1993
 Bell, Terry (C)--1986
 Beniquez, Juan (OF-INF)--1987
 Benzinger, Todd (INF)--1991
 Berenguer, Juan (P)--1981, '92
 Berry, Sean (INF)--1990-91
 Bevacqua, Kurt (INF)--1973-74
 Biancalana, Buddy (INF)--82-87
 Bird, Doug (P)--1973-78
 Black, Buddy (P)--1982-88
 Blue, Vida (P)--1982-83
 Boddicker, Mike (P)--1991-92
 Boone, Bob (C)--1989-90
 Bosley, Thad (OF)--1987-88
 Boteelho, Derek (P)--1982
 Braun, Steve (OF-INF)--78-80
 Brett, George (INF)--1973-93
 Brett, Ken (P)--1980-81
 Brewer, Billy (P)--1993
 Brewer, Mike (OF)--1986
 Briles, Nelson (P)--1974-75
 Brooks, Hubie (OF)--1993
 Bruno, Tom (P)--1976
 Buchanan, Bob (P)--1989
 Buckner, Bill (INF-DH)--88-89
 Bunker, Wally (P)--1969-71
 Burgmeier, Tom (P)--1969-73
 Burgos, Enrique (P)--1993
 Busby, Steve (P)--72-76, 78-80
 Butler, Bill (P)--1969-71
- Cadaret, Greg (P)--1993
 Campanis, Jimmy (C)--69-70
 Campbell, Jim (P)--1990
 Capra, Nick (OF)--1988
 Cardenal, Jose (OF)--1980
 Castillo, Manny (INF)--1980
 Castro, Bill (P)--1982-83
 Cepeda, Orlando (INF)--1974
 Chalk, Dave (INF)--1980-81
 Chamberlain, Craig (P)--79-80
 Christenson, Gary (P)--79-80
 Cisco, Galen (P)--1969
 Clark, David (OF)--1991
 Clarke, Stan (P)--1989
 Clemons, Lance (P)--1971
 Codiroli, Chris (P)--1990
 Colborn, Jim (P)--1977-78
 Cole, Stu (INF)--1991
 Concepcion, Onix (INF)--80-85
 Cone, David (P)--1986, 1993
 Conine, Jeff (INF)--1990, 1992
 Corbin, Archie (P)--1991
 Cowens, Al (OF)--1974-79
 Cram, Jerry (P)--1969, 1976
 Crawford, Steve (P)--1989-91
 Creel, Keith (P)--1982-84
 Cripe, Dave (INF)--1978
- Cromartie, Warren (INF)--1991
 Cruz, Todd (INF)--1979
- Dal Canton, Bruce (P)--71-75
 Davis, Butch (OF)--1983-84
 Davis, John (P)--1987
 Davis, Mark (P)--1990-92
 Davis, Storm (P)--1990-91
 Davis, Tommy (OF)--1976
 DeJesus, Jose (P)--1988-89
 de los Santos, Luis (INF)--88-89
 Dent, Bucky (INF)--1984
 Detherage, Bob (OF)--1980
 DiPino, Frank (P)--1993
 Dotson, Richard (P)--1990
 Drabowsky, Moe (P)--1969-70
 Drago, Dick (P)--1969-73
- Eastwick, Rawly (P)--1980
 Eaton, Craig (P)--1979
 Eisenreich, Jim (OF)--1987-92
 Encarnacion, Luis (P)--1990
- Farr, Steve (P)--1985-90
 Ferreira, Tony (P)--1985
 Filson, Pete (P)--1990
 Fiore, Mike (INF)--1969-70
 Fitzmorris, Al (P)--1969-76
 Floyd, Bob (INF)--1970-74
 Foucault, Steve (P)--1978
 Foy, Joe (INF)--1969
 Frost, Dave (P)--1982
- Gaetti, Gary (INF)--1993
 Gagne, Greg (INF)--1993
 Gale, Rich (P)--1978-81
 Garber, Gene (P)--1973-74, 1987-88
 Garcia, Dan (OF)--1981
 Gardner, Mark (P)--1993
 Gardner, Wes (P)--1991
 Gaudet, Jim (C)--1978-80
 Geronimo, Cesar (OF)--81-83
 Gibson, Kirk (OF)--1991
 Gleaton, Jerry Don (P)--87-89
 Gonzalez, Fernando (INF)--74
 Gordon, Tom (P)--1988-93
 Granger, Jeff (P)--1993
 Grote, Jerry (C)--1981
 Gubicza, Mark (P)--1984-93
 Gumpert, Dave (P)--1987
 Gura, Larry (P)--1976-85
 Gwynn, Chris (OF)--1992-93
- Habyan, John (P)--1993
 Hall, Tom (P)--1976-77
 Hamelin, Bob (INF)--1993
 Hammaker, Atlee (P)--1981
 Hammond, Steve (OF)--1982
 Haney, Chris (P)--1992-93
 Hansen, Ron (INF)--1972
 Hargsheimer, Al (P)--1986
 Harris, Bill (INF)--1969
 Harrison, Chuck (INF)--'69, '71
 Hassler, Andy (P)--1976-78
 Healy, Fran (C)--1969, 1973-76
 Hearn, Ed (C)--1987-88
 Heath, Kelly (INF)--1982
 Heaton, Neal (P)--1992
 Hedlund, Mike (P)--1969-72
 Hegman, Bob (INF)--1985
 Heise, Bob (INF)--1977
 Hernandez, Jack (INF)--69-70
 Hiatt, Phil (INF)--1993
 Hoerner, Joe (P)--1973-74
 Hood, Don (P)--1982-83
- Hopkins, Gail (INF)--1971-73
 Hovley, Steve (OF)--1972-73
 Howard, David (INF)--1991-93
 Hrabosky, Al (P)--1978-79
 Huismann, Mark (P)--1983-86
 Hurdle, Clint (OF)--1977-81
- Jorg, Dane (OF-INF)--1984-85
 Ireland, Tim (INF)--1981-82
 Jackson, Bo (OF)--1986-90
 Jackson, Danny (P)--1983-87
 Jackson, Grant (P)--1982
 Jackson, Mike (P)--1972-73
 Jefferies, Gregg (INF)--1992
 Jeltz, Steve (INF)--1990
 Johnson, Bob (P)--1970
 Johnson, Ron (INF)--1982-83
 Johnson, Rondin (INF)--1986
 Johnston, Joel (P)--1991-92
 Jones, Lynn (OF)--1984-86
 Jones, Mike (P)--80-81, 84-85
 Jones, Ross (INF)--1987
 Jones, Ruppert (OF)--1976
 Jones, Steve (P)--1969
 Jose, Felix (OF)--1993
 Joyner, Wally (INF)--1992-93
- Keatley, Greg (C)--1981
 Kelly, Pat (OF)--1969-70
 Keough, Joe (OF)--1969-72
 Killebrew, Harmon (INF)--1975
 Kingery, Mike (OF)--1986
 Kirkpatrick, Ed (OF-C)--69-73
 Knoop, Bobby (INF)--1971-72
 Koslowski, Kevin (OF)--1992-93
 Kusnyer, Art (C)--1978
- LaCock, Pete (INF)--1977-80
 LaCoss, Mike (P)--1985
 Lahoud, Joe (OF)--1977-78
 Lance, Gary (P)--1977
 Law, Rudy (OF)--1986
 Leach, Terry (P)--1989
 Lee, Mark (P)--1988
 Leeper, Dave (OF)--1984-85
 Leibbrandt, Charlie (P)--1984-89
 Leonard, Dennis (P)--1974-86
 Lind, Jose (INF)--1993
 Liriano, Nelson (INF)--1991
 Littell, Mark (P)--1973, 75-77
 Lopez, Aurelio (P)--1974
 Luecken, Rick (P)--1989
- Macfarlane, Mike (C)--1987-93
 Madison, Scott (C-INF)--87-88
 Magnante, Mike (P)--1991-93
 Maldonado, Carlos (P)--1991
 Marshall, Keith (OF)--1973
 Martin, Jerry (OF)--1982-83
 Martin, Renie (P)--1979-81
 Martinez, Buck (C)--1969-71, 1973-77
 Martinez, Carmelo (INF)--1991
 Martz, Gary (OF)--1975
 Matchick, Tommy (INF)--1970
 May, Jerry (C)--1971-73
 May, Lee (INF)--1981-82
 Mayberry, John (INF)--1972-77
 Mayne, Brent (C)--1990-93
 McClure, Bob (P)--1975-76
 McCormick, Mike (P)--1971
 McDaniel, Lindy (P)--1974-75
 McGaffigan, Andy (P)--1990-91
 McGilberry, Randy (P)--77-78
 McRae, Brian (OF)--1990-93
 McRae, Hal (OF-DH)--1973-87

ALL-TIME ROYALS ROSTER Continued

- McReynolds, Kevin (OF)--92-93
 McWilliams, Larry (P)--89-90
 Meacham, Rusty (P)--1992-93
 Melvin, Bob (C)--1992
 Miller, Keith (INF)--1992-93
 Mingori, Steve (P)--1973-79
 Moeller, Dennis (P)--1992
 Monteagudo, Aurelio (P)--1970
 Montgomery, Jeff (P)--1988-93
 Montgomery, Monty (P)--71-72
 Moore, Bobby (OF)--1991
 Morehead, Dave (P)--1969-70
 Moreno, Omar (OF)--1985
 Morman, Russ (OF)--1990-91
 Motley, Darryl (OF)--81, 83-86
 Mulliniks, Rance (INF)--80-81
 Murphy, Tom (P)--1972
- Nelson, Dava (INF)--1976-77
 Nelson, Roger (P)--69-72, 76
 Nettles, Jim (INF)--1979
 Northey, Scott (OF-INF)--1969
- Oliver, Bob (OF-INF)--1969-72
 O'Riley, Don (P)--1969-70
 Orta, Jorge (OF)--1984-87
 Ortensio, Frank (INF)--1973
 Otis, Amos (OF)--1970-83
 Owen, Dave (INF)--1988
 Owen, Larry (C)--1987-88
- Paepke, Dennis (C)--1969, 1971-72, 74
 Palacios, Rey (C)--1988-90
 Paschall, Bill (P)--1978-79, '81
 Pastornicky, Cliff (INF)--1983
 Patek, Fred (INF)--1971-79
 Pattin, Marty (P)--1974-80
 Pecota, Bill (INF)--1986-91
 Pedre, George (C)--1991
 Perez, Melido (P)--1987
 Perry, Gaylord (P)--1983
 Perry, Gerald (INF-DH)--1990
 Phelps, Ken (INF)--1980-81
 Pichardo, Hipolito (P)--1992-93
 Pierce, Ed (P)--1992
 Piniella, Lou (OF)--1969-73
 Pinson, Vada (OF)--1974-75
 Poquette, Tom (OF)--1973, '76-79, '82
 Porter, Darrell (C)--1977-80
 Power, Ted (P)--1988
 Pryor, Greg (INF)--1982-86
 Puhl, Terry (OF)--1991
 Pujols, Luis (C)--1984
 Pulliam, Harvey (OF)--1991-93
- Quirk, Jamie (C)--1975-76, '78-82, '85-88
 Quisenberry, Dan (P)--1979-88
- Rasmussen, Dennis (P)--1992-93
 Rasmussen, Eric (P)--1983
 Raziano, Barry (P)--1973
 Reed, Rick (P)--1992-93
 Reichardt, Rick (OF)--1973-74
 Renko, Steve (P)--1983
 Rico, Fred (OF)--1969
 Rios, Juan (INF)--1969
 Rivera, Bombo (OF)--1982
 Roberts, Leon (OF)--1983-84
 Rodriguez, Ed (P)--1979
 Rodriguez, Ellie (C)--1969-70
 Rojas, Cookie (INF)--1970-77
 Rooker, Jim (P)--1969-72
 Rossy, Rico (INF)--1992-93
 Ryal, Mark (OF)--1982
- Saberhagen, Bret (P)--1984-91
 Sadecki, Ray (P)--1975-76
 Salazar, Angel (INF)--1986-87
 Sampen, Bill (P)--1992-93
 Samuel, Juan (INF)--1992
 Sanchez, Israel (P)--1998, '90
 Sanchez, Orlando (C)--1984
 Sanders, Ken (P)--1976
 Santovenia, Nelson (C)--1993
 Sauvcur, Rich (P)--1992
 Savage, Ted (OF)--1971
 Schaal, Paul (INF)--1969-74
 Schattinger, Jeff (P)--1981
 Schatzeder, Dan (P)--1991
 Scheinblum, Richie (OF)--1972, 1974
 Schulz, Jeff (OF)--1989-90
 Scott, George (INF)--1979
 Scott, Rodney (INF)--1975
 Scranton, Jim (INF)--1984-85
 Seitzer, Kevin (INF-OF)--86-91
 Severson, Rich (INF)--1970-71
 Sheridan, Pat (OF)--1981-85
 Shields, Steve (P)--1986
 Shifflett, Steve (P)--1992
 Shirley, Bob (P)--1987
 Shumpert, Terry (INF)--1990-93
 Silverio, Luis (OF)--1978
 Simpson, Joe (OF)--1983
 Simpson, Wayne (P)--1973
 Slaughter, Don (C)--1982-84
 Smith, Daryl (P)--1990
 Smith, Lonnie (OF)--1985-87
 Solaíta, Tony (INF)--1974-76
 Sorrell, Bill (INF)--1970
 Spehr, Tim (C)--1991
 Splittorff, Paul (P)--1970-84
 Spriggs, George (OF)--1969-70
 Stillwell, Kurt (INF)--1988-91
 Stinson, Bob (C)--1975-76
 Stoddard, Bob (P)--1987
 Stottlemire, Jr., Mel (P)--1990
 Sundberg, Jim (C)--1985-86
- Tabler, Pat (OF)--1988-90
 Tartabull, Danny (OF)--1987-91
 Taylor, Bob (C)--1969-70
 Taylor, Carl (OF)--1971-73
 Taylor, Dwight (OF)--1986
 Terrell, Jerry (INF)--1978-80
 Throop, George (P)--75, 77-79
 Torres, Rusty (OF)--1980
 Thurman, Gary (OF)--1987-92
 Tufts, Bob (P)--1982-83
 Twitty, Jeff (P)--1980
- Valdespino, Sandy (OF)--1971
- Wagner, Hector (P)--1990-91
 Washington, U.L. (INF)--77-84
 Wathan, John (C-INF)--76-85
 Wellman, Brad (INF)--1988-89
 Werth, Dennis (C-INF)--1982
 White, Frank (INF)--1973-90
 Wickersham, Dave (P)--1969
 Wilkerson, Curtis (INF)--1992-93
 Wills, Frank (P)--1983-84
 Wilson, Craig (INF)--1993
 Wilson, Willie (OF)--1976-90
 Winters, Matt (OF)--1989
 Wohlford, Jim (OF)--1972-76
 Wright, Jim (P)--1981-82
 Wright, Ken (P)--1970-73
- York, Jim (P)--1970-71
 Young, Curt (P)--1992
- Zachary, Chris (P)--1969
 Zdeb, Joe (OF)--1977-79
 Zuvella, Paul (INF)--1991

MANAGERS

- Ferraro, Mike 1986 (interim)
 Frey, Jim 1980-81
 Gardner, Billy 1987
 Gordon, Joe 1969
 Herzog, Whitey 1975-79
 Howser, Dick 1981-87
 Lemon, Bob 1970-72
 McKeon, Jack 1973-75
 McRae, Hal 1991-93
 Metro, Charlie 1970
 Schaefer, Bob 1991 (interim)
 Wathan, John 1987-91

COACHES

- Bedell, Howie 1984
 Blaylock, Gary 1984-87
 Boros, Steve 1975-79, 1993
 Boyer, Cloyd 1982-83
 Burgmeier, Tom 1991
 Carnevale, Dan 1970
 Cisco, Galen 1971-79
 Colavito, Rocky 1982-83
 Connors, Billy 1980-81
 Dobson, Pat 1991
 Dunlop, Harry 1969-75
 Ezell, Glenn 1989-93
 Ferraro, Mike 1984-86
 Friend, Owen 1969
 Funk, Frank 1988-90
 Garrett, Adrian 1988-92
 Hansen, Guy 1991-93
 Harder, Mel 1969
 Hiller, Chuck 1976-79
 Jones, Joe 1987, 1992
 Jones, Lynn 1991-92
 Kison, Bruce 1992-93
 Lau, Charley 1971-78
 Lemon, Bob 1970
 Lum, Mike 1988-89
 MacKenzie, Gordy 1980-81
 Martinez, Jose 1980-87
 May, Lee 1984-86, 1992-93
 Mayberry, John 1989-90
 McRae, Hal 1987
 Napoleon, Ed 1987-88
 Nossek, Joe 1982-83
 Schaefer, Bob 1988-91
 Schaffer, Jim 1980-88
 Schultz, Joe 1970
 Strickland, George 1970-72
 Sullivan, John 1979
 Wathan, John 1986
 White, Jo Jo 1969

Royals Opening Day Lineups

1969	1977	1985	1993
Piniella.....CF	Brett.....3B	Wilson.....CF	Miller.....3B
Adair.....2B	McRae.....DH	Sheridan.....RF	Joyner.....1B
Kirkpatrick.....LF	Otis.....CF	Brett.....3B	Brett.....DH
Foy.....3B	Mayberry.....1B	Orta.....DH	Jose.....RF
Harrison.....1B	Cowens.....RF	Balboni.....1B	Mayne.....C
Oliver.....RF	Zdeb.....LF	Motley.....LF	McReynolds.....LF
Rodriguez.....C	Martinez.....C	White.....2B	McRae.....CF
Hernandez.....SS	Patek.....SS	Sundberg.....C	Lind.....2B
Bunker.....P	White.....2B	Concepcion.....SS	Gagne.....SS
	Splitteroff.....P	Black.....P	Appier.....P
1970	1978	1986	
Kelly.....RF	Wilson.....LF	Smith.....LF	
Fiore.....1B	McRae.....DH	Wilson.....CF	
Otis.....CF	Brett.....3B	Brett.....3B	
Oliver.....3B	Cowens.....RF	McRae.....DH	
Piniella.....LF	Hurdle.....1B	White.....2B	
Alcaraz.....2B	Otis.....CF	Balboni.....1B	
Hernandez.....SS	Porter.....C	Motley.....RF	
Rodriguez.....C	Patek.....SS	Sundberg.....C	
Bunker.....P	White.....2B	Salazar.....SS	
	Leonard.....P	Black.....P	
1971	1979	1987	
Patek.....SS	Brett.....3B	Wilson.....CF	
Keough.....RF	White.....2B	Seitzer.....1B	
Otis.....CF	Otis.....CF	Tartabull.....RF	
Piniella.....LF	Cowens.....RF	Brett.....3B	
Oliver.....1B	McRae.....DH	White.....2B	
Rojas.....2B	Porter.....C	Jackson, B.....LF	
Schaal.....3B	Wathan.....1B	Balboni.....DH	
Martinez.....C	Hurdle.....LF	Hearn.....C	
Drago.....P	Patek.....SS	Biancalana.....SS	
	Leonard.....P	Jackson, D.....P	
1972	1980	1988	
Hovley.....CF	Wilson.....CF	Wilson.....CF	
Schaal.....3B	McRae.....DH	Seitzer.....3B	
Rojas.....2B	Brett.....3B	Brett.....DH	
Piniella.....LF	Aikens.....1B	Tartabull.....RF	
Mayberry.....1B	LaCock.....LF	White.....2B	
Oliver.....RF	Quirk.....C	Balboni.....1B	
May.....C	Hurdle.....RF	Jackson.....LF	
Floyd.....SS	White.....2B	Macfarlane.....C	
Drago.....P	Washington.....SS	Stillwell.....SS	
	Leonard.....P	Saberhagen.....P	
1973	1981	1989	
Patek.....SS	Wilson.....CF	Wilson.....CF	
Rojas.....2B	McRae.....DH	Seitzer.....3B	
Otis.....CF	Brett.....3B	Brett.....1B	
Mayberry.....1B	Aikens.....1B	Tartabull.....RF	
McRae.....LF	Otis.....LF	Tabler.....DH	
Kirkpatrick.....DH	Hurdle.....RF	Jackson.....LF	
Piniella.....RF	Wathan.....C	Boone.....C	
Schaal.....3B	Washington.....SS	White.....2B	
May.....C	White.....2B	Stillwell.....SS	
Busby.....P	Gura.....P	Gubicza.....P	
1974	1982	1990	
Patek.....SS	Wilson.....LF	Perry.....DH	
Wohlford.....LF	Wathan.....C	Seitzer.....3B	
Pinson.....RF	Brett.....3B	Brett.....1B	
Mayberry.....1B	Aikens.....1B	Jackson.....LF	
Otis.....CF	Otis.....CF	Tartabull.....RF	
Rojas.....2B	McRae.....DH	Eisenreich.....CF	
McRae.....DH	Martin.....RF	Stillwell.....SS	
Schaal.....3B	White.....2B	White.....2B	
Healy.....C	Washington.....SS	Boone.....C	
Splitteroff.....P	Leonard.....P	Saberhagen.....P	
1975	1983	1991	
Patek.....SS	Wilson.....LF	McRae.....CF	
Otis.....CF	Washington.....SS	Seitzer.....3B	
Mayberry.....1B	Brett.....3B	Brett.....1B	
McRae.....RF	Otis.....CF	Tartabull.....RF	
Killebrew.....DH	McRae.....DH	Gibson.....DH	
Brett.....3B	Aikens.....1B	Macfarlane.....C	
Pinson.....LF	White.....2B	Stillwell.....SS	
Rojas.....2B	Martin.....RF	Thurman.....LF	
Healy.....C	Wathan.....C	Shumpert.....2B	
Busby.....P	Gura.....P	Saberhagen.....P	
1976	1984	1992	
Nelson.....DH	Concepcion.....SS	McRae.....CF	
Otis.....CF	Davis.....LF	Jefferies.....3B	
Brett.....3B	White.....2B	Joyner.....1B	
Mayberry.....1B	McRae.....DH	McReynolds.....RF	
McRae.....LF	Balboni.....1B	Brett.....DH	
Cowens.....RF	Motley.....RF	Macfarlane.....C	
Healy.....C	Slaught.....C	Miller.....LF	
Patek.....SS	Sheridan.....CF	Howard.....SS	
White.....2B	Pryor.....3B	Shumpert.....2B	
Splitteroff.....P	Black.....P	Appier.....P	

Royals Records - Season

Club General

BEST RECORD, OVERALL--102-60, 1977; WORST--65-97, 1970.
MOST GAMES WON--102, 1977; LOST--97, 1970.
HIGHEST WINNING PERCENTAGE--.630, 1977; LOWEST--.401, 1970.
BEST RECORD, HOME--56-25, 1978 and 1982. AWAY--48-33, 1980.
WORST RECORD, HOME--35-44, 1970. AWAY--28-53, 1992.
WON HOME, MOST--56, 1978 and 1982. FEWEST--35, 1970.
WON AWAY, MOST--48, 1980. FEWEST--28, 1992.
LOST HOME, MOST--45, 1969. FEWEST--25, 1978 and 1982.
LOST AWAY, MOST--53, 1970 and 1992. FEWEST--33, 1980.
WON OVER ONE CLUB, HOME--8, twice, Minnesota and Texas, 1975.
AWAY--8, twice, Chicago and California, 1975.
LOST ONE CLUB, HOME--6, 5 times, Baltimore 1969 and 1970.
California and Oakland, 1971, Detroit, 1984. AWAY--8, twice, Minnesota,
1970, Oakland, 1975.
MOST TOTAL GAMES WON OVER ONE CLUB--14, twice, California and
Texas, 1975.
MOST TOTAL GAMES LOST TO ONE CLUB--13, Oakland, 1971.
SHUTOUTS, MOST PARTICIPATED--33, 1971. WON--16, 1972.
LOST--18, 1971 and 1989.
SHUTOUTS, MOST WON, HOME--13, 1972. AWAY--9, 1977.
SHUTOUTS, MOST LOST, HOME--9, 1971. AWAY--10, 1972 and 1989.
SHUTOUTS OVER ONE TEAM--4, Milwaukee, 1974. BY OPP--4, 3 times,
Baltimore and Chicago, 1971, and Texas, 1973.
SEASON SERIES SWEEP--1, Baltimore, 1988. LOST--1, Baltimore, 1970.
WON HOME--10 times, Milwaukee, 1974 and 1977, Baltimore, 1978,
1982 and 1988, Cleveland, 1982, Chicago, 1985, Toronto, 1979 and 1987
and Detroit, 1989. LOST HOME--3 times, Baltimore, 1969 and 1970, and
Detroit, 1984. WON AWAY--4 times, Boston, 1971 and 1993, Texas, 1980
and Baltimore, 1988. LOST AWAY--9 times, Boston, 1969 and 1973,
Baltimore, 1970, New York, 1984 and 1987, Cleveland, 1986, Detroit,
1988 and 1989 and Chicago, 1990.
BEST WINNING PERCENTAGE, SEASON SERIES--1.000 vs. Baltimore
(12-0), 1988.
ONE-RUN GAMES PLAYED, MOST--70, 1993. WON, MOST--38, 1993.
FEWEST--19, 1971. LOST MOST--33, 1970. FEWEST--12, 1980.
ONE-RUN VICTORIES HOME, MOST--21, 1977 and 1993. FEWEST--11,
1971. AWAY, MOST--17, 1993. FEWEST--4, 1992.
ONE-RUN LOSSES HOME, MOST--16, 1993. FEWEST--6, 3 times, 1977,
1980 and 1992. AWAY, MOST--22, 1971. FEWEST--6, 1980.
BEST HOMESTAND--8-1, twice, Sept. 14-21, 1977 and July 19-27, 1978.
(Fewer than 9 games: 8-0, Sept. 2-8, 1985 and 7-0, June 2-8, 1988).
WORST--2-11, Aug. 26-Sept. 8, 1974. (9 games or less: 1-8, April 13-
23, 1992).
MOST WON, HOMESTAND--9, 5 times, June 26-July 5, 1987 (9-2),
June 4-13, 1976 (9-2), May 10-20, 1976 (9-2), June 8-20, 1971
(9-4) and May 29-June 10, 1992 (9-3). LOST--11, Aug. 26-September 8,
1974 (2-11).
BEST TRIP--7-0, Sept. 5-11, 1977. (Fewer than 7 games: 3-0, 3 times,
April 13-15, 1973, Aug. 18-20, 1980 and Sept. 28-30, 1981). WORST--
0-9, June 27-July 6, 1986. (Fewer than 7 games: 0-6, Sept. 22-28, 1980
and April 6-12, 1992: 0-6).
MOST WON, TRIP--10, August 29-Sept. 10, 1975 (10-5). LOST--11,
August 28-September 9, 1990 (2-11).
EXTRA-INNING, GAMES PARTICIPATED, MOST--22, 1970. FEWEST--7,
1981. WON--14, 1970. LOST--12, 1969.
BEST EXTRA INNING RECORD--12-5, 1975.
DOUBLEHEADERS WON, MOST--7, twice, 1970 and 1971.
BEST DOUBLEHEADER RECORD--5-1-3, 1973.
1-0 VICTORIES, MOST--5, 1972.
1-0 LOSSES, MOST--4, 1971, 1989 and 1992.
VS. RIGHTHAND STARTERS, MOST WON--71, 1977. LOST--71, 1970.
VS. LEFTHAND STARTERS, MOST WON--41, 1980. LOST--34, 1974.
PLAYERS USED, MOST--46, 1990. FEWEST--32, 1975.

Club Batting

BATTING AVERAGE, HIGHEST--.286, 1980. LOWEST--.240, 1969.
AT BATS--5,714, 1980.
RUNS--851, 1979. OPP.--816, 1979.
FEWEST RUNS--586, 1969. (580, 154 games, 1972). OPP.--566, 1971,
(545, 154 games, 1972).

TOTAL BASES--2,440, 1977.
 HITS--1633, 1980. FEWEST--1311, 1969.
 ONE-BASE HITS--1,193, 1980.
 TWO-BASE HITS--316, 1990.
 THREE BASE HITS--79, 1979.
 HOME RUNS, MOST--168, 1987. FEWEST--65, 1976.
 HOME RUNS, MOST HOME--73, 1987. AWAY--95, 1987.
 FEWEST HOME--24, 1992. AWAY--28, 1976.
 RUNS BATTED IN--791, 1979.
 SLUGGING PERCENTAGE, HIGHEST--.436, 1977. LOWEST--.338, 1969.
 STOLEN BASES--218, 1976.
 CAUGHT STEALING--87, 1977.
 STEALING HOME--(other than as part of double steal)--3, 1976.
 GROUNDED INTO DOUBLE PLAYS, HIGHEST--147, 1980; FEWEST--95, 1978.
 MOST SACRIFICE HITS--72, 1972.
 MOST SACRIFICE FLIES--76, 1979.
 MOST GRAND SLAMS--7, 1991.
 MOST PINCH HIT AT BATS--231, 1969.
 MOST PINCH HITS--49, 1991. FEWEST--12, 1982.
 MOST PINCH-HIT RBI--33, 1977.
 BEST PINCH-HIT AVERAGE--.303, 1983.
 MOST PINCH-HIT HOME RUNS--4, 1971 and 1991.
 MOST HITS DESIGNATED HITTEES--205, 1977. FEWEST--129, 1987.
 MOST RBI DESIGNATED HITTEES--133, 1982.
 BEST DH AVG--.313, 1982 and 1983.
 STRIKEOUTS--1034, 1987. FEWEST--644, 1978.
 WALKS--644, 1973. FEWEST--397, 1983.
 LEFT ON BASE--1209, 1980. FEWEST--1057, 1985.
 HIT BY PITCHER--52, 1993. FEWEST--21, 1970.

Club Pitching

ERA, LOWEST--3.21, 1976. HIGHEST--4.45, 1979.
 COMPLETE GAMES--54, 1974. FEWEST--9, 1992.
 STRIKEOUTS--1006, 1990. FEWEST--593, 1983.
 WALKS--642, 1970. FEWEST--433, 1984. (405, 154 games, 1972).
 GAMES NO WALKS--17, 1992.
 HITS--1535, 1983. FEWEST--1301, 1971. (1293, 154 games, 1972).
 RUNS--816, 1979. FEWEST--603, 1971. (545, 154 games, 1972).
 SAVES--50, 1984. FEWEST--17, 1974.

Club Fielding

HIGHEST AVERAGE--.984, 1993. LOWEST--.974, 1973 and 1983.
 ERRORS, FEWEST--97, 1993. MOST--167, 1973.
 DOUBLE PLAYS, MOST--192, 1973. FEWEST--114, 1969.
 FIVE OR MORE DOUBLE PLAYS, GAME--3 times, 1971 (Ties American League Record).
 MOST ERRORLESS GAMES--95, 1993.
 FEWEST PASSED BALLS--3, 1984 (Ties American League Record).

Individual Batting

AVERAGE--.390, George Brett, 1980.
 SLUGGING PERCENTAGE--.654, George Brett, 1980.
 GAMES PLAYED--162, twice, Al Cowens, 1977 and Hal McRae, 1977.
 BY ROOKIE--161, Kevin Seitzer, 1987.
 AT BATS--705, Willie Wilson, 1980.
 RUNS--133, Willie Wilson, 1980.
 HITS--230, Willie Wilson, 1980.
 TOTAL BASES--363, George Brett, 1979.
 ONE-BASE HITS--184, Willie Wilson, 1980.
 TWO-BASE HITS--54, Hal McRae, 1977.
 THREE-BASE HITS--21, Willie Wilson, 1985.
 HOME RUNS--RH Batter: 36, Steve Balboni, 1985; LH Batter: John Mayberry, 34, 1975. HOME--17, Steve Balboni, 1985. ROAD--23, John Mayberry, 1975.
 GRAND SLAMS--3, Danny Tartabull, 1988.
 RUNS BATTED IN--133, Hal McRae, 1982.
 PINCH-HIT AVERAGE--(10 at bats), .550, Kevin Seitzer (11-for-20), 1991.
 PINCH-HITS MOST--15, Hal McRae, 1986.
 STOLEN BASES--83, Willie Wilson, 1979.
 STRIKEOUTS--172, Bo Jackson, 1989. FEWEST--(minimum 502 plate appearances) 22, George Brett, 1980.
 WALKS--122, John Mayberry, 1973.
 INTENTIONAL WALKS--31, George Brett, 1985.
 SACRIFICE HITS--18, Frank White, 1976.

SACRIFICE FLIES--13, Darrell Porter, 1979.
HIT-BY-PITCHER--16, Mike Macfarlane, 1993.
GROUNDED INTO DOUBLE PLAYS, MOST--26, John Wathan, 1982.
FEWEST--1, Willie Wilson, 1979.

Individual Fielding

DOUBLE PLAYS--FIRST BASEMAN--156, John Mayberry, 1973.
SECOND BASEMAN--124, Frank White, 1983. SHORTSTOP--115,
Fred Patek, 1973. THIRD BASEMAN--33, George Brett, 1977 & 1985,
Kevin Seitzer, 1988. OUTFIELDER--6, Amos Otis, 1970. CATCHER--12,
Ed Kirkpatrick, 1970. PITCHER--9, Dick Drago, 1971. SHORTSTOP--
ASSISTS--OUTFIELDER--15, Amos Otis, 1970.

Individual Pitching

GAMES--84, Dan Quisenberry, 1985. BY ROOKIE--64, Rusty Meacham,
1992.
COMPLETE GAMES--21, Dennis Leonard, 1977.
STARTS--40, Dennis Leonard, 1978.
GAMES FINISHED--77, Dan Quisenberry, 1985.
SHUTOUTS--6, Roger Nelson, 1972.
WINS--23, Bret Saberhagen, 1989.
WINS, ONE CLUB--5, twice, Paul Splittorff vs. Chicago (5-0), 1973; and
Steve Busby vs. California (5-0), 1974.
WINS, RELIEF--12, Dan Quisenberry, 1980.
WON-LOST PCT, STARTER--.793, Bret Saberhagen (23-6), 1989.
LOSSES--19, Paul Splittorff, 1974.
INNINGS PITCHED--294.2, Dennis Leonard, 1978.
RUNS--137, Larry Gura, 1979.
EARNED RUNS--118, Dennis Leonard, 1980.
HITS--284, Steve Busby, 1974.
WALKS--120, Mark Gubicza, 1987.
COMPLETE GAMES, NO WALKS--5, Dick Drago, 1971.
STRIKEOUTS--244, Dennis Leonard, 1977.
ERA, STARTER--2.08, Roger Nelson, 1972.
RELIEVER--1.71, Ted Abernathy, 1972.
HOME RUNS--33, Dennis Leonard, 1979.
SAVES--45, Dan Quisenberry, 1983 and Jeff Montgomery, 1993.
BY ROOKIE--20, Doug Bird, 1973.
SAVES, ONE CLUB--8, Jeff Montgomery vs. Milwaukee, 1991.
HIT BATSMAN--13, Jim Colborn, 1977 and Mike Boddicker, 1991.
WILD PITCHES--17, Tom Gordon, 1993.
BALKS--7, Buddy Black, 1982.

Royals Records - Month

Club General

WON--25, September, 1977.
LOST--20, September, 1974.
BEST RECORD--25-5, September, 1977.

Club Batting

HOME RUNS--38, August, 1987. OPP.--34, September, 1982.

Individual Batting

HITS--52, George Brett, August, 1980.
HOME RUNS--12, John Mayberry, July, 1975.
RUNS BATTED IN--32, John Mayberry, July, 1975.

Individual Pitching

WINS--7, Bret Saberhagen, August, 1989.

Royals Records - Game

Club General

PLAYERS USED--27 (major league record), at California, Sept. 10, 1969.
OPP.--27 (tied major league record, at Minnesota, Sept. 29, 1970.)
BOTH TEAMS--49 (major league record), Kansas City (22) at Minnesota
(27), Sept. 29, 1970.
LONGEST GAME TIME, 9 INNINGS, HOME--3:46, California, June 17,
1988. AWAY--3:46, at Baltimore, July 30, 1988.
SHORTEST, HOME--1:42, Seattle, Sept. 26, 1978 (1:22, Minnesota, July
29, 1987, 5 innings). ROYALS STADIUM RECORD--1:42, Seattle, Sept.
26, 1978. AWAY--1:35, Oakland, Sept. 28, 1971. (0:48, Baltimore, July
30, 1971, 4-1/2 innings).

LONGEST GAME TIME, EXTRA-INNINGS, HOME--6:28, Texas, June 6, 1991 (18 innings). AWAY--4:50 at New York, August 27, 1972 (16 innings-second game).
 SHORTEST, EXTRA INNINGS, HOME--2:30, twice, Oakland, Sept. 17, 1969 and California, May 14, 1973 (both 10 innings). AWAY--2:01, Chicago, Sept. 27, 1973 (10 innings).
 LONGEST GAME, INNINGS, HOME--18, Texas, May 17, 1972 and Texas, June 6, 1991. AWAY--16, at New York, Aug. 27, 1972, (second game).
 LONGEST 1-0 WIN--15 innings, vs. Minnesota, May 23, 1981. 1-0 LOSS--14 innings at Cleveland, July 23, 1992.
 BEST WINNING MARGIN--17 (23-6), vs. Minnesota, April 6, 1974.
 WORST LOSING MARGIN--17, (0-17), vs. Detroit, July 20, 1991.
 BEST SHUTOUT VICTORY--16-0, vs. Oakland, June 25, 1984.
 WORST SHUTOUT LOSS--0-17, vs. Detroit, July 20, 1991.

Club Batting

FEWEST AT BATS--20, vs. Toronto, April 6, 1989 (8 innings).
 RUNS--23, vs. Minnesota (6), April 6, 1974. OPP.--19, California, July 28, 1973. BOTH TEAMS--29, Minnesota (6) at Kansas City (23), April 6, 1974.
 RUNS BATTED IN--21, vs. Minnesota, April 6, 1974. OPP.--18, California, July 28, 1973. BOTH TEAMS--27, twice, Minnesota (6) at Kansas City (21), April 6, 1974, and Kansas City (20) at Detroit (7), June 15, 1976.
 HITS--24, at Detroit, June 15, 1976. EXTRA INNINGS--20, twice, at Minnesota, Sept. 29, 1970 (12 innings); and at Oakland, Sept. 6, 1978 (12 innings). OPP.--26, at New York, Aug. 27, 1972 (2nd game). BOTH TEAMS--40, twice, Kansas City (20) at Minnesota (20), Sept. 29, 1970; and Kansas City (14) at New York (26), Aug. 27, 1972 (second game).
 SINGLES--20, at Minnesota, June 24, 1990. OPP.--21, at New York, Aug. 27, 1972 (second game). BOTH TEAMS--36, Kansas City (18) at Minnesota (18), Sept. 29, 1970.
 DOUBLES--9, at Chicago, May 13, 1979. OPP.--7, 3 times, last: vs. New York, September 20, 1992. BOTH TEAMS--11, Cleveland (7) at Kansas City (4), Aug. 27, 1974 (first game).
 TRIPLES--5, twice, vs. Minnesota, Aug. 7, 1974 (second game), and vs. Chicago, June 4, 1978. OPP.--4, Boston, Aug. 24, 1971. BOTH TEAMS--6, Boston (4) at Kansas City (2), Aug. 24, 1971.
 HOME RUNS--6, at Detroit, July 14, 1991. OPP.--6, at Boston, May 28, 1977. BOTH TEAMS--9, Kansas City (6) at Detroit (3), July 14, 1991.
 EXTRA BASE HITS--12, at Chicago, May 13, 1979 (9 2B, 1 3B, 2 HR). OPP.--10, at Toronto, April 16, 1989 (7 2B, 1 3B, 2 HR). BOTH TEAMS--15, Kansas City (7) at Boston (8), May 28, 1977.
 TOTAL BASES--37, Sept. 12, 1982 vs. Minnesota (11 1B, 5 2B, 4 HR).
 HIT BY PITCH--5, at Texas, Sept. 3, 1989. BOTH TEAMS--7, at Texas, Sept. 3, 1989.
 LEFT ON BASE--17, at California, May 26, 1972. OPP.--18, by Cleveland, May 1, 1985. BOTH TEAMS--28, Kansas City (15) at Chicago (13), April 21, 1974. FEWEST--0, vs. Cleveland, July 18, 1970. OPP.--0, 7 times, latest vs. Texas, July 27, 1993. BOTH TEAMS--3, 4 times, latest at California, Sept. 9, 1985. EXTRA INNINGS--25, vs. Texas, June 6, 1991 (18 innings) (American League Record). OPP.--20, vs. Texas, June 6, 1991 (18 innings), BOTH TEAMS--45, Kansas City (25) vs. Texas (20), June 6, 1991 (18 innings) (American League Record).
 FEWEST--3, twice, at Boston, June 6, 1969 (11 innings); and vs. Oakland, Sept. 13, 1971 (11 innings). OPP.--2, Oakland, June 16, 1969 (second game--12 innings). BOTH TEAMS--6, Kansas City (3) at Boston (3), June 6, 1969 (11 innings).
 PINCH-HITTERS USED--7, twice, vs. Seattle, September 14, 1991 and vs. California, September 28, 1991.
 DESIGNATED HITTERS USED--3, numerous times, latest vs. Toronto, April 11, 1985.
 PINCH-RUNNERS USED--4, vs. Oakland, Sept. 15, 1977.
 CATCHERS, MOST, EXTRA INNING GAME, ONE CLUB--4, vs. Chicago (Martinez, Taylor, Healy, Kirkpatrick), Sept. 21, 1973 (12 innings). (tied Major League record). BOTH CLUBS--6, Chicago (2) vs. Kansas City (4), Sept. 21, 1973 (12 innings--tied Major League record).
 STRIKEOUTS--17, at Seattle (Randy Johnson-15 and Norm Charlton-2), June 14, 1993. EXTRA INNINGS--17 vs. Cleveland, May 2, 1970 (17 innings).
 WALKS RECEIVED--15, at Chicago, Sept. 4, 1975. EXTRA INNINGS--14, vs. Texas, June 6, 1991 (18 innings).
 INTENTIONAL WALKS RECEIVED--5, vs. Detroit, July 14, 1974. EXTRA INNINGS--6, vs. Texas, June 6, 1991 (18 innings).
 STOLEN BASES--7, twice, vs. New York, May 30, 1969 (second game) and at Boston, April 21, 1989.

Club Pitching

PITCHERS USED--8, at California, Sept. 7, 1975. OPP.--8, at Seattle, Sept. 20, 1988. BOTH TEAMS--13, twice, Kansas City (7) at Minnesota (6), Sept. 29, 1970 and Kansas City (6) at Minnesota (7), Sept. 17, 1972. EXTRA INNINGS--14, KC (7) vs. Texas (7), June 6, 1991 (18 innings). STRIKEOUTS--16, twice, vs. Chicago, July 9, 1989 and at New York, April 20, 1991. EXTRA INNINGS--17, vs. Cleveland, May 2, 1970 (17 innings). WALKS--14, twice, at Minnesota, Sept. 10, 1976, and at New York, May 14, 1980. EXTRA INNINGS--11, twice, at Washington, May 29, 1970 (12 innings) and vs. Baltimore, July 22, 1970 (13 innings). HIT BATSMEN--4, twice, vs. Minnesota, April 13, 1971 and at Seattle, September 1, 1990.

Club Fielding

DOUBLE PLAYS--6, twice, vs. Oakland, May 14, 1971, at Baltimore, May 6, 1972. OPP.--6, Oakland, Sept. 13, 1970 (first game). BOTH TEAMS--9, Oakland (3) at Kansas City (6), May 14, 1971 (tied M.L. Record). TRIPLE PLAYS--1, 3 times, at Texas, Aug. 13, 1972, at New York, May 3, 1985 and vs. Boston, July 4, 1988. OPP.--1, 4 times, at Baltimore, Aug. 6, 1969; at California, June 26, 1970; vs. Baltimore, June 3, 1977, and at Oakland, June 19, 1979. ERRORS--8, at Oakland, May 13, 1974. OPP.--7, Oakland, July 24, 1976. BOTH TEAMS--9, Kansas City (2) at Texas (7), May 24, 1976.

Individual Batting

HITS--6, twice, Bob Oliver at California, May 4, 1969 (4 1B, 2B HR) and Kevin Seitzer vs. Boston, August 2, 1987 (3 1B, 2B, 2 HR). HITS, PITCHER--3, twice, Paul Splittorff vs. Oakland, May 19, 1972 and Steve Busby at California, Sept. 20, 1972. RUNS SCORED--5, twice, Tony Solaita vs. California, June 18, 1975, and Tom Poquette at Detroit, June 15, 1976. AT BATS--8, 6 times, latest Kirk Gibson, vs. Baltimore, July 17, 1991. BEST PERFECT DAY--6-for-6, twice, Bob Oliver at California, May 4, 1969 and Kevin Seitzer vs. Boston, August 2, 1987. HIT FOR CYCLE--6 times, Fred Patek at Minnesota, July 9, 1971; John Mayberry, vs. Chicago, Aug. 5, 1977; George Brett, twice, vs. Baltimore, May 28, 1979 (2 HR) and at Toronto, July 25, 1990; and Frank White, twice, at California, Sept. 26, 1979 and vs. Detroit, August 3, 1982. SINGLES--5, 3 times, George Brett vs. California, Sept. 9, 1976, Hal McRae at Chicago, August 2, 1980 and Kevin Seitzer at California, July 4, 1991. DOUBLES--3, 18 times, latest, George Brett, vs. Milwaukee, July 5, 1992 (Game 1). TRIPLES--2, 13 times, latest, Kirk Gibson, vs. Boston, August 7, 1991. HOME RUNS--3, 7 times, John Mayberry at Texas, July 1, 1975; Tony Solaita at California, Sept. 7, 1975 (11 innings); John Mayberry at Toronto, June 1, 1977, George Brett at Texas, July 22, 1979 and at Detroit, April 20, 1983; Bo Jackson, at New York, July 17, 1990 and Danny Tartabull, vs. Oakland, July 6, 1991. TOTAL BASES--13, twice, George Brett at Detroit, April 20, 1983 (3 HR, 1 1B) and Kevin Seitzer vs. Boston, August 2, 1987 (2 HR, 1 2B, 3 1B). EXTRA INNINGS--14, George Brett vs. Baltimore, May 28, 1979. EXTRA BASE HITS--4, Hal McRae vs. Cleveland, Aug. 27, 1974, first game (3 2B, 1 HR). EXTRA INNINGS--4, George Brett vs. Baltimore, May 28, 1979 (1 2B, 1 3B, 2 HR). RUNS BATTED IN--7, 7 times, Jerry Grote vs. Seattle, June 3, 1981, Willie Aikens vs. Oakland, Sept. 30, 1982, George Brett at Detroit, April 20, 1983, Frank White vs. Texas, August 19, 1986, Bo Jackson, twice, vs. Detroit, April 14, 1987 and at New York, July 17, 1990 and Kevin Seitzer vs. Boston, August 2, 1987. WALKS--4, 7 times, latest, George Brett, vs. Detroit, June 29, 1990. STRIKEOUTS--5, Bo Jackson at New York, April 18, 1987 and Greg Gagne vs. Boston, August 28, 1993. STOLEN BASES--5, Amos Otis vs. Milwaukee, Sept. 7, 1971. STEAL OF HOME--9 times, Amos Otis at California, July 31, 1972, John Mayberry vs. Oakland, July 2, 1976, Dave Nelson at Chicago, August 8, 1976, George Brett vs. Cleveland, August 17, 1976, Fred Patek vs. Minnesota, June 8, 1977, George Brett vs. California, Sept. 14, 1987, Kevin Seitzer, vs. Boston, April 7, 1989, Bo Jackson at Minnesota, May 16, 1989 and Juan Samuel at Texas, August 26, 1992.

Individual Pitching

STRIKEOUTS--14, Mark Gubicza, vs. Minnesota, August 27, 1988.
WALKS--9, Dick Drago vs. Milwaukee, May 22, 1970.
HOME RUNS--4, latest, Tom Gordon, at Baltimore, August 3, 1990.
INNINGS--12, 5 times, Dick Drago vs. Minnesota, May 24, 1972, Roger Nelson vs. Minnesota, Sept. 9, 1972, Paul Splittorff vs. Chicago, June 26, 1974, Al Fitzmorris vs. Texas, Sept. 27, 1974 and Steve Busby at California, June 25, 1975.

Individual Fielding

DOUBLE PLAYS--FIRST BASEMAN--6, twice, Bob Oliver vs. Oakland, May 14, 1971 and John Mayberry at Baltimore, May 6, 1972.
SECOND BASEMAN--4, 3 times, Cookie Rojas vs. Washington, Aug. 30, 1970, vs. Oakland, May 14, 1971 and vs. Minnesota, May 11, 1973.
SHORTSTOP--5, twice, Fred Patek at Baltimore, May 6, 1972 and vs. Texas, Aug. 2, 1974 (ties AL and Major League Records).
THIRD BASEMAN--3, Paul Schaal vs. Cleveland, April 25, 1971.
PUTOUTS, OUTFIELDER--10, Amos Otis vs. Texas, May 1, 1979.
PUTOUTS, FIRST BASEMAN--19, Bob Oliver vs. Cleveland, April 24, 1971.
EXTRA INNINGS--24, John Mayberry vs. Oakland, April 17, 1973 (14 innings).
PUTOUTS, CATCHER--17, Jimmy Campanis vs. Cleveland, May 2, 1970, 17 innings (18 total chances).
ASSISTS, SECOND BASEMAN--11, Cookie Rojas at Texas, May 17, 1973.
EXTRA INNINGS--11, twice, Cookie Rojas, April 17, 1973 (14 innings), and Frank White, Sept. 21, 1973 (12 innings).
ASSISTS, THIRD BASEMAN--10, George Brett vs. California, July 1, 1979.
ASSISTS, SHORTSTOP--11, twice, Fred Patek at Detroit, Aug. 13, 1974, and vs. Seattle, Sept. 26, 1978.
ASSISTS CATCHER--7, Ed Kirkpatrick at Milwaukee, June 16, 1972.
UNASSISTED DOUBLE PLAY BY OUTFIELDER--Brian McRae at Chicago, August 23, 1992 (Ties Major League record).

Royals Records - Doubleheader

Club General

PLAYERS USED, BOTH GAMES 9 INNINGS--24, at Oakland, Sept. 27, 1977. OPP.--25, at Chicago, Sept. 21, 1970. BOTH TEAMS--44, 3 times, Kansas City (19) at Chicago (25), Sept. 21, 1970; Milwaukee (23) at Kansas City (21), Sept. 6, 1971 and Kansas City (24) at Oakland (20), Sept. 27, 1977.
PLAYERS USED, ONE OR BOTH GAMES EXTRA INNINGS--24 vs. Minnesota, Sept. 10, 1979 (first game, 14 innings). OPP.--23 vs. Minnesota, Sept. 10, 1979 (first game, 14 innings). BOTH TEAMS--47, vs. Minnesota, Sept. 10, 1979 (first game, 14 innings).
LONGEST, INNINGS--25, twice, vs. Oakland, June 16, 1969 (first game 13 innings) and at New York, Aug. 27, 1972 (first game 9 innings).
LONGEST TIME, BOTH GAMES 9 INNINGS--6 hours, 3 minutes vs. Baltimore, July 28, 1990 (first game 3:27-second game 2:36).
LONGEST, TIME, ONE OR BOTH GAMES EXTRA INNINGS--8 hours, 11 minutes vs. Baltimore, June 23, 1991 (1st game 3:44-2nd game 4:27).
SHORTEST, TIME--4 hours, 13 minutes at Seattle, June 20, 1969 (first game, 2:23-second game, 1:50).

Club Batting

RUNS--24, at Milwaukee, June 1, 1975 (13 first game). OPP.--25, Oakland June 18, 1969 (16 first game). BOTH CLUBS--36, Baltimore (20) at Kansas City (16), June 23, 1991 (19 first game). FEWEST--0, twice, at Oakland, Sept. 9, 1974 and at New York, April 19, 1987. OPP.--1, Minnesota, Aug. 4, 1971 (1 first game). BOTH CLUBS--5, Kansas City (3) at Washington (2), Aug. 12, 1971 (2 first game).
HITS--33, at New York, July 14, 1989 (18 first game). OPP.--40, at New York, Aug. 27, 1972 (14 first game). BOTH CLUBS--65, Baltimore (35) at Kansas City (30), June 23, 1991 (31 first game).
TRIPLES--6, vs. Minnesota, Aug. 7, 1974 (1 first game).
HOME RUNS--7, at New York, July 14, 1989 (5 first game). OPP.--5, at Cleveland, July 26, 1970 (2 first game), at Seattle, May 25, 1981 (3 first game). BOTH CLUBS--8, twice, Kansas City (4) at Cleveland (4), July 24, 1970 (2 first game), and Kansas City (4) at Chicago (4), July 31, 1977 (3 first game).
RUNS BATTED IN--24, at Milwaukee, June 1, 1975 (13 first game). OPP.--25, Oakland, June 18, 1969 (16 first game). BOTH CLUBS--35, twice, Kansas City (24) at Milwaukee (11), June 1, 1975 (19 first game) and Baltimore (19) at KC (16), June 23, 1991 (18 1st game).

TIMES STRIKING OUT--19, at Boston, July 15, 1988 (16 first game).
OPP.--22, at Milwaukee, April 18, 1971 (7 first game). BOTH CLUBS--
37, Kansas City (15) at Milwaukee (22), April 18, 1971 (12 first game).

Club Pitching

PITCHERS USED (Duplicate appearances not included)--8, vs. Oak-
land, June 18, 1969 (4 each game). OPP.--8, twice, at Chicago, Sept. 21,
1970 (3 first game) and vs. Milwaukee, August 10, 1990 (5 first game).
BOTH CLUBS--14, Kansas City (6) at Chicago (8), Sept. 21, 1970 (7
each game).

PITCHERS USED, ONE OR BOTH GAME EXTRA INNINGS--8, twice, at
Boston, July 7, 1974 (6 first game) and vs. Minnesota, Sept. 10, 1979
(5 first game). OPP.--8, vs. Baltimore, June 23, 1991 (6 first game).
BOTH CLUBS--14, 3 times, Kansas City (7) at Chicago (7), July 20,
1969 (11 first game); Kansas City (8) at Boston (6), July 7, 1974 (11 first
game) and Baltimore (8) at Kansas City (6), June 23, 1991 (11 1st game).
FEWEST PITCHERS USED--2, 4 times, vs. Minnesota, Aug. 4, 1971, vs.
Minnesota, Sept. 8, 1972, vs. Boston, July 16, 1975, and at Minnesota,
Sept. 22, 1978. OPP.--2, 3 times, latest at Baltimore, May 25, 1977.
BOTH CLUBS--5, 3 times, Minnesota (3) at Kansas City (2), Aug. 4, 1971
(3 first game), Kansas City (3) at Oakland (2), Sept. 9, 1974 (3 second
game), and Kansas City (2) at Minnesota (3), Sept. 22, 1978.

Club Fielding

DOUBLE PLAYS--7 vs. Boston, Aug. 12, 1986 (5 first game). OPP.--
8, Oakland, Sept. 13, 1970 (6 first game). BOTH CLUBS--10, vs.
Oakland, Sept. 13, 1970 (Oak 8-6 first game, KC 2-both first game).

Individual Batting

HITS--7, George Brett, vs. Milwaukee, August 10, 1990 (4 first game) and
Gerald Perry, at Boston (day/night DH), July 14, 1990 (4 first game).
DOUBLES--5, Hal McRae vs. Cleveland, Aug. 27, 1974 (3 first game).
HOME RUNS--3, Bill Pecota, at New York, July 14, 1989 (2 first game).
EXTRA BASE HITS--6, Hal McRae vs. Cleveland, Aug. 27, 1974 (5 2B, 1
HR), (Tied major league record).
TOTAL BASES--15, Bill Pecota at New York, July 14, 1989 (1 1B, 2 2B, 3 HR).
RUNS BATTED IN--7, Hal McRae vs. Cleveland, Aug. 27, 1974 (6 first
game). OPP.--6, Tony Oliva, Minnesota, June 29, 1969 (1 first game).

Individual Pitching

PITCHERS IN BOTH GAMES, WON OR LOST--WON ONE--7 times,
latest, Dan Quisenberry vs. Detroit, Aug. 10, 1979 (won first, saved
second). LOST ONE--6 times, latest Dan Quisenberry at Toronto, Aug. 8,
1980 (lost first, saved second). WON ONE, LOST ONE--Tom Burgmeier
at Milwaukee, April 18, 1971 (won first game, lost second). SAVED BOTH
GAMES--3 times, Tom Burgmeier at Cleveland, July 9, 1972; Ken Wright
vs. Cleveland, July 18, 1972 and Dan Quisenberry at Oakland, Oct. 1, 1983.

Individual Fielding

DOUBLE PLAYS--FIRST BASEMAN--7, Steve Balboni, vs. Boston, Aug. 12,
1986. SECOND BASEMAN--SHORTSTOP TOGETHER--4, shortstop, Bob
Floyd and second baseman Rich Severson vs. Minnesota, Sept. 25, 1971.

Royals Records - Inning

Club Batting

PLATE APPEARANCES--16, at Toronto, August 6, 1979 (7th inning).
RUNS--11, at Toronto, August 6, 1979 (7th inning) and at Boston, August
2, 1986 (7th inning). OPP.--12, vs. New York, April 11, 1987 (7th inning).
RUNS, EXTRA INNING--7, at Baltimore, July 12, 1972 (10th inning).
HITS--11, at Boston, August 2, 1986 (7th inning). OPP.--11, vs. New York,
April 11, 1987 (7th inning).
HOME RUNS--3, 10 times, latest vs. Milwaukee, May 18, 1991 (8th
inning). OPP.--3, 5 times, latest at Minnesota, Sept. 27, 1987, (1st inning).
STOLEN BASES--4, vs. California, Sept. 17, 1980 (1st game-1st inning).
PINCH HITTER USED--4, 5 times, latest vs. Seattle, September 13, 1991.

Club Pitching

PITCHERS USED--5, twice, vs. Oakland, May 14, 1971 (9th inning), and
vs. Chicago, September 13, 1972 (8th inning).

Individual Batting

HITS--2, 23 times, latest, Wally Joyner vs. Oakland, May 19, 1993 (1st
inning).
HOME RUNS--1, many times,

Individual Pitching

HOME RUNS ALLOWED--3, 4 times, latest, Chris Haney, vs. New York
September 11, 1993 (1st inning).

Royals Records - Consecutive

Club General

GAMES WON--16, August 31-September 15 (second game), 1977.
GAMES LOST--11, June 27-July 8, 1986.
WON, HOME--13, July 10-Aug. 7, 1977. ROAD--11, Sept. 5-Sept. 25 (second game), 1977.
LOST, HOME--8, 3 times April 10-29, 1970; August 28-Sept. 5, 1974 and June 22-July 6, 1991. ROAD--11, October 4, 1991-April 25, 1992.
DOUBLEHEADERS WON--3, twice, June 17-30, 1973 and July 15-Aug. 6, 1976.
ONE-RUN GAMES PLAYED--8, May 12-20, 1981.
ONE-RUN GAMES WON--11, July 3-Aug. 10, 1973.
WON ONE CLUB--13, Baltimore, July 26, 1987-August 11, 1988. LOST--23, Baltimore, May 10, 1969-Aug. 2, 1970 (Major League Record).
WON ONE CLUB, HOME--10, Baltimore, June 4, 1977-May 28, 1979. LOST--12, Baltimore, 1969-1970. WON AWAY--10, Chicago, Sept. 26, 1972-Sept. 20, 1973. LOST AWAY--14, Detroit, 1987-90.
WON EXTRA INNINGS--7, April 19-May 17, 1970.
SERIES WON--13, July 10-Aug. 20, 1980.
SERIES, NON-LOSING--16, July 10-Aug. 31, 1980.

Club Batting

HITS, ONE GAME--9, at Chicago, May 7, 1980 (7 1B, 2 2B). OPP.--6, 4 times, latest Chicago, Sept. 4, 1974.
SINGLES--7, at Minnesota, June 24, 1990.
HITS, START OF GAME--7, vs. Baltimore, April 22, 1988.
MOST HITS, TWO GAMES--38, May 12-13, 1976. THREE GAMES--54, July 18-20, 1980. FOUR GAMES--65, August 27-30, 1979. FIVE GAMES--76, August 26-30, 1979. SIX GAMES--87, July 18-23, 1980. OPP.--TWO GAMES--40, Aug. 27, 1972 (doubleheader). THREE GAMES--49, Aug. 26-27, 1972. FOUR GAMES--58, Aug. 25 (second game)-Aug. 27, (second game) 1972.
MOST RUNS, TWO GAMES--30, May 12-13, 1976. THREE GAMES--37, May 12-14, 1976 and May 11-13, 1982. FOUR GAMES--43, May 11-14, 1976. FIVE GAMES--47, May 10-14, 1976 and May 11-16, 1982. SIX GAMES--54, 3 times, May 9-14, 1976, August 27-Sept. 1, 1979 and May 11-17, 1982. OPP.--TWO GAMES--27, May 14-16, 1980. THREE GAMES--33, August 18-20, 1979.
GAMES, HOME RUNS HIT--11, August 9-August 19, 1987 (19 homers). OPP.--11, Sept. 17-Sept. 27, (second game), 1977 (13 homers).
MOST HOME RUNS, TWO GAMES--7, 3 times, July 1-2, 1975; Sept. 7-8, 1977 and July 13-14, 1991. THREE GAMES--11, twice, July 1-3, 1975 and Sept. 6-8, 1977. FOUR GAMES--12, twice, July 1-4, 1975 and Sept. 5-8, 1977. FIVE GAMES--13, twice, July 1-5, 1975 and Sept. 5-9, 1977. OPP.--TWO GAMES--8, May 27-28, 1977. THREE GAMES--8, 3 times, May 8-10, 1970; June 5-8, 1973 and May 27-29, 1977. FOUR GAMES--10, twice, May 7-10, 1970 and July 24-26, 1970. FIVE GAMES--11, July 24-28, 1970.
BATTERS HITTING HOME RUNS--3, Darryl Motley, Frank White & Steve Balboni at Texas, August 19, 1984 and George Brett, Frank White & Jamie Quirk vs. Oakland, Sept. 28, 1986. OPP.--3, twice, at Oakland, June 19, 1979 and at Minnesota, June 7, 1982.
BATTERS ON BASE--12, at Boston, August 2, 1986 (6 1B, 2 2B, 1 3B, 1 HR, 2 BB).

Club Pitching

SHUTOUTS WON--2, 12 times, latest at California, Sept. 29-30, 1992.
SHUTOUTS VS. ONE CLUB--2, 9 times, latest at California, September 29-30, 1992.
INNINGS, NO OPP. HOME RUNS--135, July 7-22, 1970.
GAMES, NO OPP. HOME RUNS--14, July 7-22, 1970.
INNINGS, NO OPP. EXTRA BASE HITS--34, June 11-15, 1971.
GAMES, NO OPP. EXTRA BASE HITS--3, twice, July 10-11, 1970 and June 12-14, 1971.
COMPLETE GAMES--5, August 21-26, 1979 (Paul Splittorff and Larry Gura vs. New York and Craig Chamberlain, Dennis Leonard and Paul Splittorff vs. Boston).
SCORELESS INNINGS PITCHED--24.2, vs. Detroit and Baltimore, June 9-12, 1976. AGAINST ROYALS--30.2, at New York (7), vs. Minnesota (23.2), May 20-23, 1981.
SCORELESS INNINGS, ONE CLUB--24, at Washington, Aug. 10-12, 1971. AGAINST ROYALS--27, by Milwaukee, April 18 (2nd game)--July 6, 1971.

HITLESS INNINGS, START OF GAME--9, 4 times, at Detroit, April 27, 1973 (Steve Busby), at Milwaukee, June 19, 1974 (Steve Busby), vs. Texas, May 14, 1977 (Jim Colborn) and vs. Chicago, August 26, 1991 (Bret Saberhagen).
HITLESS INNINGS--9, 4 times, at Detroit, April 27, 1973 (Steve Busby), at Milwaukee, June 19, 1974 (Steve Busby), vs. Texas, May 14, 1977 (Jim Colborn) and vs. Chicago, August 26, 1991 (Bret Saberhagen).
PERFECT INNINGS, START OF GAME--7, vs. Seattle, June 22, 1985 (Bret Saberhagen).

Club Fielding

INNINGS MAKING DOUBLE PLAYS--4, Sept. 19, 1983 vs. California (1st, 2nd, 3rd, 4th).
GAMES NO ERRORS--8, twice, July 17-23, 1971 and August 3-11, 1991.
INNINGS NO ERRORS--82, twice, July 16-24, 1971 and Aug. 2-13, 1991.
GAMES MAKING ERRORS--12, June 5-17, 1992.

Individual General

GAMES PLAYED--263, Hal McRae, Oct. 3, 1976-July 29, 1978.
STOLEN BASES, WITHOUT BEING CAUGHT--32, Willie Wilson, July 23-Sept. 23, 1980 (American League Record).
STOLEN BASES, SEASON, WITHOUT BEING CAUGHT--16, Gary Thurman, 1989 (tied American League Record).

Individual Batting

HITTING STREAK--30, George Brett, July 18-August 18, 1980.
GAMES MOST HITS, TWO GAMES--8, 9 times, Ed Kirkpatrick, Sept. 28-30, 1969; Amos Otis, May 1-2, 1970; George Brett, Sept. 26-27, 1974; Al Cowens, June 1-3, 1977; Darrell Porter, Sept. 7-8, 1977; Amos Otis, Sept. 6-8, 1978; George Brett, June 8-9, 1979; Kevin Seitzer, August 2-3, 1987 and Felix Jose, June 18-19, 1993. THREE GAMES--12, George Brett, May 8-10, 1976 and Kevin Seitzer, August 2-4, 1987.
FOUR GAMES--15, George Brett, May 8-11, 1976. FIVE GAMES--18, George Brett, May 8-12, 1976. SIX GAMES--21, George Brett, May 8-13, 1976.
GAMES MOST EXTRA BASE HITS, TWO GAMES--6, 3 times, Ed Kirkpatrick, Sept. 28-30, 1969 (4 HR, 1 3B, 1 2B) and Hal McRae, Aug. 27, 1974 (5 2B, 1 HR) and George Brett, April 17-20, 1983 (3 2B, 3 3B).
GAMES WITH AN EXTRA BASE HIT--7, Amos Otis, April 24-May 1, 1970 (2 HR, 3 3B, 2 2B).
HITS--8, twice, Amos Otis, April 30-May 2, 1970 (3 walks) and George Brett, August 25-27, 1980 (1 walk and 1 HBP).
TIMES REACHING FIRST BASE--11, twice, Amos Otis, April 30-May 2, 1970 (8 hits, 3 walks) and Steve Braun, Aug. 7-17, 1978 (5 hits, 6 walks).
GAMES WITH A RUN SCORED--11, George Brett, May 12-May 22, 1979.
GAMES, RUNS BATTED IN, TWO GAMES--9, 3 times, Ed Kirkpatrick, Sept. 28-30, 1969, Hal McRae, May 24-25, 1975 and Bo Jackson, July 17 and August 26, 1990. THREE GAMES--11, Ed Kirkpatrick, Sept. 28-Oct. 1, 1969 and Hal McRae, May 11-13, 1982 vs. Boston.
GAMES WITH AN RBI--11, Frank White, June 10-22, 1983 (total 13 RBI).
GAMES WITH A HOME RUN--4, 7 times, John Mayberry, Sept. 25-27, 1972, and July 1-4, 1975, George Brett, June 1-4, 1984, Aug. 23-26, 1985 and Oct. 2-5, 1985; Steve Balboni, July 28-31, 1985 and Kirk Gibson, April 20-24, 1991.
TIMES AT BAT WITH A HOME RUN--4, Bo Jackson, July 17, 1990 at New York (3 at bats) and August 26, 1990 vs. Seattle (1st at bat).
GAMES WITH A WALK--14, John Mayberry, July 2-16, 1973 (22 walks).
WALKS--6, Terry Shumpert, August 25-31, 1991.
GAMES WITH A STRIKEOUT--16, Bo Jackson, July 1-18, 1987.
STRIKEOUTS--9, (plate appearances), Steve Balboni, Aug. 20-23, 1984 and Bo Jackson, Sept. 16-19, 1988. 11, (official at bats), Steve Balboni, Aug. 20-24, 1984.
PINCH HITS--5, Richie Scheinblum, May 30-June 7, 1972.
GAMES, RUNS BATTED IN, PINCH HITTING--4, Richie Scheinblum, June 1-7, 1972 (5 RBI).
GAMES REACHING BASE, PINCH HITTING--5, 5 times, Richie Scheinblum (1 HR, 4 1B), May 30-June 7, 1972, Joe Keough (4 1B, 1 BB), June 3-16, 1972, Steve Braun (2 2B, 1 1B, 2 BB), Aug. 7-15, 1978, Dane Iorg (2 1B, 1 2B, 1 HR, 1 BB), July 16-Sept. 12, 1984, and Bill Buckner (4 1B, 1 BB, April 11-27, 1989).

Individual Pitching

WINNING DECISIONS, STARTER--11, Rich Gale, June 17-Aug. 23, 1980.
WINNING DECISIONS, RELIEVER--12, Doug Bird, Sept. 1, 1975-July 28, 1977.
LOSING DECISIONS--10, Tom Gordon, August 22, 1991-May 24, 1992.

COMPLETE GAMES--7, twice, Dick Drago, July 1-August 13, 1971 and Dennis Leonard, Sept. 3-Oct. 2, 1977.
 GAMES IN RELIEF--6, Ted Abernathy, Sept. 13 (first game)-20, 1970.
 GAMES STARTED AND WON VS. ONE CLUB--9, Paul Splittorff vs. Chicago, April 14, 1973-July 3, 1974.
 DECISIONS WON, ONE CLUB--10, Larry Gura vs. Toronto, May 1, 1977-July 20, 1982.
 COMPLETE GAMES, ONE CLUB--5, Dick Drago vs. California, April 6-Sept. 21, 1971.
 HITLESS INNINGS, START OF GAME--9, 4 times, Steve Busby at Detroit, April 27, 1973, Steve Busby at Milwaukee, June 19, 1974; Jim Colborn vs. Texas, May 14, 1977 and Bret Saberhagen vs. Chicago, Aug. 26, 1991.
 HITLESS INNINGS--17, Steve Busby, June 14-24, 1974 (3 games).
 SHUTOUT GAMES--2, 10 times, last Ted Power, June 2 and 7, 1988 (vs. Seattle, 3-0, vs. Oakland, 6-0).
 SCORELESS INNINGS, STARTER--33.0, Kevin Appier, August 28-Sept. 23, 1993. RELIEVER--20.1, Dan Quisenberry, May 26-August 25, 1981.
 SCORELESS INNINGS VS. ONE CLUB--30.1, Paul Splittorff vs. Chicago, Sept. 11, 1972-July 31, 1973.
 INNINGS NO HOME RUNS--134.1, Mark Gubicza, Sept. 21, 1988-June 7, 1989. RELIEF--75, Tom Burgmeier, August 29, 1971-April 24, 1973.
 INNINGS NO WALKS ISSUED--46.2, Doug Bird, May 28-July 1, 1976.
 HOME RUNS OFF--3, Dennis Leonard at Oakland, June 19, 1979.
 STRIKEOUTS--6, Steve Busby vs. Boston, July 16, 1974, Danny Jackson at Toronto, Aug. 17, 1985 and Bret Saberhagen, at Detroit, May 19, 1989.
 BATTERS RETIRED--33, Steve Busby at Milwaukee, June 19, 1974 (last 24 batters) and vs. Chicago, June 24, 1974 (first 9 batters) (A.L. record).
 BATTERS RETIRED, START OF GAME--21, Bret Saberhagen vs. Seattle, June 21, 1985.
 BATTERS FACED WITHOUT ALLOWING A HIT--54, Steve Busby, June 14-24, 1974 (51 outs, 3 walks in 3-game period).
 RELIEF APPEARANCES FANNING AT LEAST 1 BATTER--32, Jeff Montgomery, June 18-September 5, 1989.

Individual Fielding

GAMES NO ERRORS-FIRST BASEMAN--92, John Wathan, June 26, 1976 (first game)-Sept. 10, 1979 (first game). SECOND BASEMAN--70, Frank White, Sept. 22, 1987-June 20, 1988. SHORTSTOP--52, Greg Gagne, August 6-October 3, 1993. THIRD BASEMAN--69, Bill Pecota, April 29-August 30, 1991. OUTFIELDER--165, Amos Otis, July 18, 1970-July 29, 1971. CATCHER--64, Ed Kirkpatrick, April 30-July 29, 1972. PITCHER--125, Al Fitzmorris, June 21, 1971-July 3, 1975.
 INNINGS MAKING DOUBLE PLAYS, FIRST BASEMAN--4, Willie Aikens, vs. California (1st game), Sept. 19, 1983. SECOND BASEMAN--4, Frank White vs. California (1st game), Sept. 10, 1983. SHORTSTOP--3, twice, latest, Fred Patek at Minnesota, Sept. 17, 1971. THIRD BASEMAN--3, Paul Schaal vs. Cleveland, April 25, 1971.
 GAMES IN DOUBLE PLAYS, FIRST BASEMAN--9, twice, Bob Oliver, Sept. 4-12, 1970 and John Mayberry, Sept. 15-24 (first game), 1972. SECOND BASEMAN--8, Cookie Rojas, Sept. 4-11, 1970. SHORTSTOP--7, Fred Patek, June 15-24, 1972.
 PUTOUTS, GAME, OUTFIELDER-5, Willie Wilson vs. Texas, May 14, 1982.

Expansion Draft Selections October 15, 1968

1. Roger Nelson, P, Baltimore; 2. Joe Foy, 3B, Boston; 3. Jim Rooker, P, New York; 4. Joe Keough, OF, Oakland; 5. Steve Jones, P, Washington; 6. Jon Warden, P, Detroit; 7. Ellie Rodriguez, C, New York; 8. Dave Morehead, P, Boston; 9. Mike Fiore, 1B, Baltimore; 10. Bob Oliver, 1B, Minnesota; 11. Bill Buller, P, Detroit; 12. Steve Whitaker, OF, New York; 13. Wally Bunker, P, Baltimore; 14. Paul Schaal, 3B, California; 15. Dan Haynes, 1B, Chicago; 16. Dick Drago, P, Detroit; 17. Pat Kelly, OF, Minnesota; 18. Bill Harris, 2B, Cleveland; 19. Don O'Riley, P, Oakland; 20. Al Fitzmorris, P, Chicago; 21. Moe Drabowsky, P, Baltimore; 22. Jack Hernandez, SS, Minnesota; 23. Mike Hedlund, P, Cleveland; 24. Tom Burgmeier, P, California; 25. Hoyt Wilhelm, P, Chicago; 26. Jerry Adair, 2B, Boston; 27. Jerry Cram, P, Minnesota; 28. Fran Healy, C, Cleveland; 29. Scott Northey, OF, Chicago; 30. Ike Brookens, P, Washington.

Post-Season Highlights



Frank White
1980 ALCS
Most Valuable Player

Royals ALCS Summary

1976 ALCS - vs. New York Yankees

The Royals and Yankees staged one of the most thrilling confrontations since the ALCS was initiated in 1969. Down 2 games to 1, the Royals pressed the series to the decisive final game by capturing a 7-4 victory in Game #4. New York finally edged Kansas City on Chris Chambliss' climactic home run to lead off the bottom of the 9th inning of Game #5 in Yankee Stadium and put a sudden end to the hard-fought matchup.

Game 1

at Kansas City

Saturday, October 9

New York 2 0 0 0 0 0 0 0 2 - 4 12 0

Kansas City 0 0 0 0 0 0 0 1 0 - 1 5 2

HUNTER and Munson; GURA, Littell (9) and Martinez, Wathan (8).

HR: none. T-2:06 A-42,077.

Game 2

at Kansas City

Sunday, October 10

New York 0 1 2 0 0 0 0 0 0 - 3 12 5

Kansas City 2 0 0 0 0 2 0 3 x - 7 9 0

FIGUEROA, Tidrow (6) and Munson; Leonard, SPLITTORFF (3),

Mingori (9) and Martinez. HR: none. T-2:45 A-41,091.

Game 3

at New York

Tuesday, October 12

Kansas City 3 0 0 0 0 0 0 0 0 - 3 6 0

New York 0 0 0 2 0 3 0 0 x - 5 9 0

HASSLER, Pattin (6), Hall (6), Mingori (6), Littell (6) and Martinez,

Stinson (8); ELLIS, Lyle (9) and Munson. HR: Chambliss. T-3:00

A-56,808.

Game 4

at New York

Wednesday, October 13

Kansas City 0 3 0 2 0 1 0 1 0 - 7 9 1

New York 0 2 0 0 0 0 1 0 1 - 4 11 0

Gura, BIRD (3), Mingori (7) and Martinez; HUNTER, Tidrow (4),

Jackson (7) and Munson. HR: Nettles (2). T-2:50 A-56,355.

Game 5

at New York

Thursday, October 14

Kansas City 2 1 0 0 0 0 0 3 0 - 6 11 1

New York 2 0 2 0 0 2 0 0 1 - 7 11 1

Leonard, Splittorff (1), Pattin (4), Hassler (5), LITTELL (7) and

Martinez; Figueroa, Jackson (8), TIDROW (9) and Munson.

HR: Mayberry, Brett, Chambliss. T-3:13 A-56,821 (253,152).

1977 ALCS - vs. New York Yankees

In a rematch of the previous year's division winners, Kansas City and New York once again battled to the final inning of Game #5 before the American League champion was crowned. The Yankees, trailing 2 games to 1, captured Game #4 in Kauffman Stadium to force another dramatic showdown in Game #5. Kansas City opened up a 3-1 advantage, but late-game heroics, including a 3-run 9th inning, produced a 5-3 Yankee triumph.

Game 1

at New York

Wednesday, October 5

Kansas City 2 2 2 0 0 0 0 1 0 - 7 9 0

New York 0 0 2 0 0 0 0 0 0 - 2 9 0

SPLITTORFF, Bird (9) and Porter; GULLETT, Tidrow (3), Lyle (9) and

Munson. HR: McRae, Mayberry, Cowens, Munson. T-2:40 A-54,930.

Game 2

at New York

Thursday, October 6

Kansas City 0 0 1 0 0 1 0 0 0 - 2 3 1

New York 0 0 0 0 2 3 0 1 x - 6 10 1

HASSLER, Littell (6), Mingori (8) and Porter; GUIDRY and Munson.

HR: Johnson. T-2:58 A-56,230.

ALCS SUMMARY Continued

Game 3 at Kansas City Friday, October 7

New York	0	0	0	0	1	0	0	0	1	-	2	4	0
Kansas City	0	1	1	0	1	2	1	0	x	-	6	12	2

TORREZ, Lyle (6) and Munson; LEONARD and Porter.
HR: none. T-2:19 A-41,285.

Game 4 at Kansas City Saturday, October 8

New York	1	2	1	1	0	0	0	0	1	-	6	13	0
Kansas City	0	0	2	2	0	0	0	0	0	-	4	8	2

Figueroa, Tidrow (4), LYLE (4) and Munson; GURA, Pattin (3),
Mingori (9), Bird (9) and Porter. HR: none. T-3:08 A-41,135.

Game 5 at Kansas City Sunday, October 9

New York	0	0	1	0	0	0	0	1	3	-	5	10	0
Kansas City	2	0	1	0	0	0	0	0	0	-	3	10	1

Guidry, Torrez (3), LYLE (8) and Munson; Splitteroff, Bird (8), Mingori
(8), LEONARD (9), Gura (9), Littell (9) and Porter.
HR: none. T-3:04 A-41,133 (178,483).

1978 ALCS - vs. New York Yankees

Once again the Royals and Yankees met in a thrilling battle for the A.L. pennant with New York prevailing in 4 games. After splitting 2 games in Kansas City the Yankees captured a pair of dramatic 1-run verdicts at Yankee Stadium to secure their 3rd straight league crown. In 1 of the most memorable moments in ALCS history, George Brett blasted 3 consecutive home runs off Jim "Catfish" Hunter in Game #3 at New York.

Game 1 at Kansas City Tuesday, October 3

New York	0	1	1	0	2	0	0	3	0	-	7	16	0
Kansas City	0	0	0	0	0	1	0	0	0	-	1	2	2

BEATTIE, Clay (6) and Munson; LEONARD, Mingori (5), Hrabosky
(8), Bird (9) and Porter. HR: Jackson. T-2:57 A-41,143.

Game 2 at Kansas City Wednesday, October 4

New York	0	0	0	0	0	0	2	2	0	-	4	12	1
Kansas City	1	4	0	0	0	0	3	2	x	-	10	16	1

FIGUEROA, Tidrow (2), Lyle (7) and Munson; GURA, Pattin (7),
Hrabosky (8) and Porter. HR: Patek. T-2:40 A-41,158.

Game 3 at New York Friday, October 6

Kansas City	1	0	1	0	1	0	0	2	0	-	5	10	1
New York	0	1	0	2	0	1	0	2	x	-	6	10	0

Splitteroff, BIRD (8), Hrabosky (8) and Porter; Hunter, GOSSAGE (7)
and Munson. HR: Brett (3), Jackson, Munson. T-2:14 A-55,455.

Game 4 at New York Friday, October 7

Kansas City	1	0	0	0	0	0	0	0	0	-	1	7	0
New York	0	1	0	0	0	1	0	0	x	-	2	4	0

LEONARD and Porter; GUIDRY, Gossage (9) and Munson.
HR: Nettles, R.White. T-2:20 A-54,356 (192,112).

1980 ALCS - vs. New York Yankees

For the 4th time in 5 seasons, Kansas City and New York squared off to determine the American League Champion. The Royals, after taking the initial 2 games of the series in Kansas City, stunned a Yankee Stadium crowd by edging New York, 4-2, in Game #3 to complete a convincing sweep of the 1980 rematch. Kansas City's first pennant was secured when George Brett blasted a 3-run homer into the upper deck off Rich Gossage in the 7th inning of the final contest.

ALCS SUMMARY Continued

Game 1 at Kansas City Wednesday, October 8

New York	0	2	0	0	0	0	0	0	0	0	-	2	10	1
Kansas City	0	2	2	0	0	0	1	2	x	-	7	10	0	

GUIDRY, Davis (4), Underwood (8) and Cerone; GURA and Porter.
HR: Cerone, Piniella, Brett. T-3:00 A-42,598.

Game 2 at Kansas City Thursday, October 9

New York	0	0	0	0	2	0	0	0	0	0	-	2	8	0
Kansas City	0	0	3	0	0	0	0	0	0	x	-	3	6	0

MAY and Cerone; LEONARD, Quisenberry (9) and Porter.
HR: Nettles. T-2:51 A-42,633.

Game 3 at New York Friday, October 10

Kansas City	0	0	0	0	1	0	3	0	0	-	4	12	1	
New York	0	0	0	0	0	2	0	0	0	-	2	8	0	

Spilttorff, QUISENBERRY (6) and Porter; John, GOSSAGE (7), Underwood (8) and Cerone. HR: F. White, Brett. T-2:59 A-56,588 (141,819).

1984 ALCS - vs. Detroit Tigers

Kansas City's Cinderella 1984 season culminated with its 5th American League Championship Series appearance in 9 years, and its first against a team other than the New York Yankees. The Royals were defeated by the Detroit Tigers in 3 straight. The Royals' lack of offensive support overshadowed outstanding pitching performances by Kansas City's Bret Saberhagen and Charlie Leibrandt.

Game 1 at Kansas City Tuesday, October 2

Detroit	2	0	0	1	1	0	1	2	1	-	8	14	0	
Kansas City	0	0	0	0	0	0	1	0	0	-	1	5	1	

MORRIS, Hernandez (8) and Parrish; BLACK, Huismann (6), M.Jones (8) and Slaught. HR: Trammell, Parrish, Herndon. T-2:42 A-41,973.

Game 2 at Kansas City Wednesday, October 3

Detroit	2	0	1	0	0	0	0	0	0	2	-	5	8	1
Kansas City	0	0	0	1	0	0	1	1	0	0	-	3	10	2

Petry, Hernandez (8), LOPEZ (9) and Parrish; Saberhagen, QUISENBERRY (9) and Slaught. HR: Gibson. T-3:37 A-42,019.

Game 3 at Detroit Friday, October 5

Kansas City	0	0	0	0	0	0	0	0	0	0	-	0	3	3
Detroit	0	1	0	0	0	0	0	0	0	x	-	1	3	0

WILCOX, Hernandez (9) and Parrish; LEIBRANDT and Slaught.
HR: none. T-2:39 A-52,168.

1985 ALCS - vs. Toronto Blue Jays

In the first American League Championship Series featuring 2 expansion clubs and a best-of-7 format, Kansas City defeated Toronto 4 games to 3. The Royals came back from a 3-1 deficit by posting wins in Games 6 and 7 at Exhibition Stadium in Toronto. Jim Sundberg's 3-run triple highlighted a 4-run 6th inning that sealed the victory in Game #7.

Game 1 at Toronto Tuesday, October 8

Kansas City	0	0	0	0	0	0	0	0	1	-	1	5	1	
Toronto	0	2	3	1	0	0	0	0	x	-	6	11	0	

LEIBRANDT, Farr (3), Gubicza (5), Jackson (8) and Sundberg;
STIEB, Henke (9) and Whitt. HR: none. T-2:24 A-39,115.

ALCS SUMMARY Continued

Game 2

at Toronto

Wednesday, October 9

Kansas City	0	0	2	1	0	0	0	0	1	1	-	5	10	3
Toronto	0	0	0	1	0	2	0	1	0	2	-	6	10	0

Black, QUISENBERRY (8) and Sundberg; Key, Lamp (4), Lavelle (8), HENKE (8) and Whitt. HR: Wilson, Sheridan. T-3:39 A-34,029.

Game 3

at Kansas City

Friday, October 11

Toronto	0	0	0	0	5	0	0	0	0	-	5	13	1
Kansas City	1	0	0	1	1	2	0	1	x	-	6	10	1

Alexander, Lamp (6), CLANCY (8) and Whitt; Saberhagen, Black (5), FARR (5) and Sundberg. HR: Barfield, Mulliniks, Brett (2), Sundberg. T-2:51 A-40,224.

Game 4

at Kansas City

Saturday, October 12

Toronto	0	0	0	0	0	0	0	0	3	-	3	7	0
Kansas City	0	0	0	0	0	1	0	0	0	-	1	2	0

Stieb, HENKE (7) and Whitt, Hearron (9); LEIBRANDT, Quisenberry (9) and Sundberg. HR: none, T-3:02 A-41,112.

Game 5

at Kansas City

Sunday, October 13

Toronto	0	0	0	0	0	0	0	0	0	-	0	8	0
Kansas City	1	1	0	0	0	0	0	0	x	-	2	8	0

KEY, Acker (6) and Whitt; JACKSON and Sundberg. HR: none, T-2:21 A-40,064.

Game 6

at Toronto

Tuesday, October 15

Kansas City	1	0	1	0	1	2	0	0	0	-	5	8	1
Toronto	1	0	1	0	0	1	0	0	0	-	3	8	2

GUBICZA, Black (6), Quisenberry (9) and Sundberg; ALEXANDER, Lamp (6) and Whitt, Hearron (8). HR: Brett. T-3:12 A-37,557.

Game 7

at Toronto

Wednesday, October 16

Kansas City	0	1	0	1	0	4	0	0	0	-	6	8	0
Toronto	0	0	0	0	1	0	0	0	1	-	2	8	1

Saberhagen, LEIBRANDT (4), Quisenberry (9) and Sundberg; STIEB, Acker (6) and Whitt. HR: Sheridan. T-2:49 A-32,084 (264,185).

1981 Western Division Playoff Series

Kansas City and Oakland met in the first ever Division Playoff Series as a result of the 1981 split season. The Athletics were in command of the entire Division Playoff Series, sweeping the Royals 3 games to 0.

Game 1

at Kansas City

Tuesday, October 6

Oakland	0	0	0	3	0	0	0	1	0	-	4	8	2
Kansas City	0	0	0	0	0	0	0	0	0	-	0	4	1

NORRIS and Heath; LEONARD, Martin (9) and Wathan. HR: Murphy, Gross. T-2:35; A-40,592.

Game 2

at Kansas City

Wednesday, October 7

Oakland	1	0	0	0	0	0	0	1	0	-	2	10	1
Kansas City	0	0	0	0	1	0	0	0	0	-	1	6	0

MCCATTY and Newman; JONES, Quisenberry (9) and Wathan. HR: none. T-2:50 A-40,274.

Game 3

at Oakland

Friday, October 9

Kansas City	0	0	0	1	0	0	0	0	0	-	1	10	3
Oakland	1	0	1	2	0	0	0	0	x	-	4	7	0

GURA, Martin (4) and Wathan; LANGFORD, Underwood (8), Beard (8), and Heath. HR: McKay. T-2:59 A-40,002 (120,868).

Royals World Series History

1980 - vs. Philadelphia Phillies

The first World Series in Kansas City history matched the Royals against the Philadelphia Phillies. The Phillies claimed the World Championship in 6 games, using wins in the opening 2 contests at Philadelphia to jump to a commanding advantage. The Royals won the next 2 games in Kauffman Stadium to even the matchup after 4 games, but the National League club rallied for a pair of runs in the final frame of Game #5 at Kauffman Stadium to record a 4-3 triumph that ended the Royals hopes. The showdown returned to Veterans Stadium for Game #6 and the Phils secured the title in front of the home fans with a 4-1 verdict in the final game. In an exciting series spiced by several outstanding individual performances, Willie Aikens blasted 4 homers while hitting .400 and Amos Otis supplied a .478 clip with 3 homers in leading KC's offensive showing.

Game 1 at Philadelphia Tuesday, October 14

Philadelphia came back from a 4-0 deficit to win a 7-6 thriller...20-game winner Dennis Leonard was unable to survive the Phillies' 5-run 3rd inning...Bob Walk, the first rookie to start a World Series game since 1952, was the winner...Tug McGraw snuffed out a late KC rally to earn the save...the Royals struck early as Amos Otis homered in his first World Series at bat in the 2nd inning...KC made it 4-0 via a Willie Aikens 2-run homer in the 3rd...the Phillies came to life with 5 runs on 4 hits and a walk in the 3rd inning...the big blow was a 2-out, 3-run homer by Bake McBride...Aikens homered again in the 8th to cut the Phillies' lead to 7-6.

Kansas City	0	2	2	0	0	0	0	2	0	-	6	9	1
Philadelphia	0	0	5	1	1	0	0	0	x	-	7	11	0

LEONARD, Martin (4), Quisenberry (8) and Porter; WALK, McGraw (8) and Boone. HR: Aikens (2), Otis, McBride. T-3:01 A-65,791.

Game 2 at Philadelphia Wednesday, October 15

The Phillies used late-inning heroics to win another come-from-behind battle, 6-4...KC led 4-2 entering the 8th inning, but Philly scored 4 times off ace reliever Dan Quisenberry to take a 2-0 lead in the Fall Classic...George Brett left the game in the 6th inning after going 2-for-2 with a walk...it was later revealed he was suffering from hemorrhoids...neither club could score off lefthanders Larry Gura and Steve Carlton until the 5th when Philadelphia scored twice on 3 hits and a walk...KC scored an unearned run in the 6th and tallied 3 times in the 7th...Amos Otis' bases-loaded double provided KC its 4-2 advantage.

Kansas City	0	0	0	0	0	1	3	0	0	-	4	11	0
Philadelphia	0	0	0	0	2	0	0	4	x	-	6	8	1

Gura, QUISENBERRY (7) and Wathan; CARLTON, Reed (9) and Boone. HR: none. T-3:01 A-65,775.

Game 3 at Kansas City Friday, October 17

The Royals won their first-ever World Series game by outlasting Philadelphia 4-3 in 10 innings...George Brett put KC on the scoreboard first with a first inning solo home run off Phils' starter Dick Ruthven...Willie Aikens continued his hot hitting with a triple and game-winning single in the 10th...Mike Schmidt homered for the Phillies and Pete Rose stroked a game-tying single in the 8th...each club's bullpen ace squared off with Dan Quisenberry earning the victory and Tug McGraw taking the loss...the winning run scored after a walk to Willie Wilson who stole 2nd base and scored with 2 out on Aikens' opposite-field single (McGraw walked Brett intentionally to get to Aikens).

Philadelphia	0	1	0	0	1	0	0	1	0	0	-	3	14	0
Kansas City	1	0	0	1	0	0	1	0	0	1	-	4	11	0

Ruthven, MCGRAW (10) and Boone; Gale, Martin (5), QUISENBERRY (8) and Porter. HR: Brett, Otis, Schmidt. T-3:19 A-42,380.

WORLD SERIES HISTORY Continued

Game 4 at Kansas City Saturday, October 18

The Royals evened the series at 2 victories a piece by slugging their way to a 5-3 triumph...Willie Aikens homered in the first and second frames...a 4-run first inning sent Phils' starter Larry Christensen packing... the Royals logged 4 consecutive extra-base hits in that inning...the big lead held up although Dennis Leonard needed late help from Dan Quisenberry as Philadelphia scored single runs in the 7th and 8th innings.

Philadelphia	0	1	0	0	0	0	1	1	0	-	3	10	1	
Kansas City	4	1	0	0	0	0	0	0	0	x	-	5	10	2

CHRISTENSEN, Noles (1), Saucier (6), Brusstar (6) and Boone;
LEONARD, Quisenberry (8) and Porter. HR: Aikens (2). T-2:37
A-42,363.

Game 5 at Kansas City Sunday, October 19

The Royals' hope for a Kauffman Stadium sweep faded as Philadelphia won its 3rd come-from-behind victory...the Phillies' 2-run 9th inning off Dan Quisenberry sealed KC's fate...Mike Schmidt's 2-run home run in the 4th inning broke the scoreless tie...the Royals sent Marty Bystrom to the showers with a run in the 5th and 2 more in the 6th...Amos Otis continued his sizzling offensive performance with a game-tying home run (his 3rd of the Series) leading off the 6th inning...KC took the lead on a U.L. Washington sacrifice fly scoring Clint Hurdle in the 6th...Phillies' relievers Ron Reed and Tug McGraw silenced the KC bats the rest of the way...the Royals were able to load the bases via 3 walks in the 9th, but McGraw fanned Jose Cardenal to end the game.

Philadelphia	0	0	0	2	0	0	0	0	2	-	4	7	0
Kansas City	0	0	0	1	2	0	0	0	0	-	3	12	2

Bystrom, Reed (6), MCGRAW (7) and Boone; Gura, QUISENBERY (7) and Porter. HR: Otis, Schmidt. T-2:51 A-42,369.

Game 6 at Philadelphia Tuesday, October 21

Behind the near-rabid support of 65,838 fans at Veterans Stadium, Philadelphia methodically eliminated the Royals 4-1 behind the crafty work of Steve Carlton and Tug McGraw...Carlton allowed only 4 hits while striking out 7 in his 7 innings of work and McGraw pitched the final 2 frames allowing 3 hits...Mike Schmidt gave the Phils all they really needed with a 2-run single in the 3rd inning...Philadelphia added single tallies off Renie Martin in the 5th and Paul Splittorff in the 6th...the Royals never ran out of spirit, sending Carlton to the clubhouse by scoring a run in the 8th... KC also threatened in the 9th, loading the bases with only 1 out, but McGraw fought his way out of the jam to bring the Phillies their first World Series title.

Kansas City	0	0	0	0	0	0	0	1	0	-	1	7	2	
Philadelphia	0	0	2	0	1	1	0	0	0	x	-	4	9	0

GALE, Martin (3), Splittorff (5), Pattin (7), Quisenberry (8) and Wathan; CARLTON, McGraw (8) and Boone. HR: none. T-3:00
A-65,838 (324,516).

Royals Western Division Clinching Dates

Year	No.	Date	Details
1976	160	Oct. 1	KC lost to Minnesota 4-3 while Oakland lost to California 2-0.
1977	151	Sept. 23	KC defeated California 7-3 at Anaheim (Leonard over Simpson).
1978	158	Sept. 26	KC defeated Seattle 4-1 at Royals Stadium (Gura over Abbott).
1980	145	Sept. 17	KC defeated California 5-0 at Royals Stadium (Leonard over Botting).
1984	160	Sept. 28	KC defeated Oakland 6-5 at Oakland (Leibrandt over Burris).
1985	161	Oct. 5	KC defeated Oakland 5-4 at Royals Stadium (Quisenberry over Howell).

WORLD SERIES HISTORY Continued

1985 - vs. St. Louis Cardinals

Kansas City rallied from a 2-games to 0 and a 3-games to 1 deficit to capture their first World Championship by defeating the St. Louis Cardinals, 4 games to 3 in the "I-70 Series"...the Royals became the first club in the 82-year history of the Fall Classic to lose their first 2 games at home and come back to win the title...KC was only the 5th team on record to come back from a 3-1 deficit and win the Series...the Royals became the first American League expansion club to win a World Championship and the 2nd expansion team overall, joining the New York Mets...KC's talented and youthful pitching staff held the major league's best hitting club to only 13 runs and a batting average of .185--the lowest ever in a 7-game World Series...George Brett, Willie Wilson, Lonnie Smith and Steve Balboni all hit over .300 during the Series...Bret Saberhagen earned Most Valuable Player honors with 2 wins and a 0.50 ERA.

Game 1 at Kansas City Saturday, October 19

John Tudor and Todd Worrell combined on an 8-hitter...the Cardinals turned a leadoff walk and a 1-out ground out in the 3rd inning into their first run, a Cesar Cedeño run-scoring double in the 4th and then a misplayed line drive by Lonnie Smith into the final run in the top of the 9th...the Royals tried a suicide squeeze (Buddy Biancalana failed to connect) and Darryl Motley was out at the plate...they tried scoring Jim Sundberg from 3rd on a Steve Balboni pop up, but Terry Pendleton made an over-the-shoulder catch and a perfect throw to the plate.

St. Louis	0	0	1	1	0	0	0	0	1	-	3	7	1
Kansas City	0	1	0	0	0	0	0	0	0	-	1	8	0

TUDOR, Worrell (7) and Porter; JACKSON, Quisenberry (8), Black (9) and Sundberg; HR: none. T-2:48 A-41,650.

Game 2 at Kansas City Sunday, October 20

Charlie Leibrandt limited the Cardinals to 2 hits through the first 8 innings, but St. Louis struck for 4 runs in the top of the 9th to take a 2-0 lead in the Series...the Cardinals became the first team since the Yankees in the '39 Series to come back from a 2-0 deficit in the 9th inning...the Cards strung together a Series-record 3 doubles, the last of which was Terry Pendleton's 2-out bases-loaded shot down the leftfield line...Leibrandt was literally 1 out away from victory.

St. Louis	0	0	0	0	0	0	0	0	4	-	4	6	0
Kansas City	0	0	0	2	0	0	0	0	0	-	2	9	0

Cox, DAYLEY (8), Lahli (9) and Porter; LEIBRANDT, Quisenberry (9), and Sundberg; HR: none. T-2:44 A-41,656.

Game 3 at St. Louis Tuesday, October 22

Bret Saberhagen allowed a half-dozen singles en route to giving the Royals their long-awaited first victory of the Series...KC's offense broke out of its World Series lethargy with 11 hits, including a 2-run home run and a run-scoring double by Frank White...after Lonnie Smith's 2-run double put the Royals ahead 2-0 in the 4th. White unloaded his 2-run round-tripper in the 5th, knocking out St. Louis starter Joaquin Andujar...Saberhagen survived a Cardinal rally in the first inning...with the runners going from first and second on a full-count pitch to Jack Clark, Sabes threw a called third strike and Jim Sundberg threw out Willie McGee for an inning-ending double play.

Kansas City	0	0	0	2	2	0	2	0	1	-	6	11	0
St. Louis	0	0	0	0	0	1	0	0	0	-	1	6	0

SABERHAGEN and Sundberg; ANDUJAR, Campbell (5), Horton (6), Dayley (8) and Porter. HR: White. T-3:00 A-53,634.

WORLD SERIES HISTORY Continued

Game 4 at St. Louis

Wednesday, October 23

Tito Landrum and Willie McGee each hit bases-empty home runs to back John Tudor's 2nd consecutive brilliant outing to give the Cards a nearly insurmountable 3-1 advantage in the best-of-7 Series...in addition to the home runs, KC starter Buddy Black was victimized by a squeeze play on a full-count to Tom Nieto, who laid the bunt down scoring Terry Pendleton who had tripled...Tudor, meanwhile, was striking out George Brett and Lonnie Smith 2 times a piece...Tudor tossed but 106 pitches and became the first pitcher to hurl a World Series shutout since Baltimore's Scott McGregor in 1983.

Kansas City	0	0	0	0	0	0	0	0	0	-	0	5	1
St. Louis	0	1	1	0	1	0	0	0	x	-	3	6	0

BLACK, Beckwith (6), Quisenberry (8) and Sundberg; TUDOR and Nieto. HR: Landrum, McGee. T-2:19 A-53,634.

Game 5 at St. Louis

Thursday, October 24

Danny Jackson stuffed a cork in the Cardinals' offense and their celebration hopes with a 5-hitter and Willie Wilson keyed an early Royals' uprising to force the Series westward via I-70...the Cardinals only run came on a bloop double by Tommy Herr followed by a gapper by Jack Clark...D.J. retired the lead-off Cardinal in every inning and retired the Redbirds in order 5 times...Wilson fashioned a 2-run triple to highlight a 3-run 2nd inning that sent Cardinal starter Bob Forsch to the showers...the St. Louis bullpen effectively shutdown the Royals until the 8th and 9th when KC scored single tallies.

Kansas City	1	3	0	0	0	0	0	1	1	-	6	11	2
St. Louis	1	0	0	0	0	0	0	0	0	-	1	5	1

JACKSON and Sundberg; FORSCH, Horton (2), Campbell (4), Worrell (6) Lahti (8) and Nieto; HR: none. T-2:52 A-53,634.

Game 6 at Kansas City

Saturday, October 26

For the first time in the '85 season (regular and post), the St. Louis Cardinals did not win a game when they led entering the 9th inning... former Cardinal Dan Iorg saw to that...St. Louis went into the 9th with a 1-0 lead thanks to a bloop run-scoring single by Brian Harper in the 8th... having guarded all of their previous 88 9th-inning leads, the Cardinals fell prey to a little bit of fate and Iorg's timely 2-run single...a controversial call at first base, a misplayed pop up by Jack Clark, a botched bunt by Jim Sundberg, a passed ball by Darrell Porter, an intentional walk to Hal McRae and Iorg's 1-out dramatic hit to rightfield and the Royals were winners, 2-1.

St. Louis	0	0	0	0	0	0	0	1	0	-	1	5	0
Kansas City	0	0	0	0	0	0	0	0	2	-	2	10	0

Cox, Dayley (8), WORRELL (9) and Porter; Leibrandt, QUISENBERRY (8) and Sundberg. HR: none. T-2:48 A-41,628.

Game 7 at Kansas City

Sunday, October 27

Bret Saberhagen tossed a 5-hitter, Darryl Motley blasted a 2-run homer and the Royals beat the Cardinals climaxing one of the greatest comebacks in World Series history...it was the 3rd-highest run total and most lopsided victory in the 176 games KC played since the season began April 8...John Tudor, who had allowed but 1 run in 15.2 innings in winning 2 previous World Series starts, was rocked and suffered his earliest exit of the '85 season...KC batted around in the 3rd and 5th innings...the Royals tied a Series record by scoring 6 times in the 5th...Whitey Herzog and Joaquin Andujar were ejected...the Cardinals also tied a Series mark by using 5 pitchers in the fateful 5th.

St. Louis	0	0	0	0	0	0	0	0	0	-	0	5	0
Kansas City	0	2	3	0	6	0	0	0	x	-	11	14	0

TUDOR, Campbell (3), Lahti (5), Horton (5), Andujar (5), Forsch (5), Dayley (7) and Porter; SABERHAGEN and Sundberg. HR: Motley. T-2:46 A-41,658 (327,494).

Royals Hall of Fame

The Royals Hall of Fame was established to honor those individuals who have made exceptional contributions to the Royals' organization.

To date, eight players, one manager, one administrator and one owner have been inducted into the Royals Hall of Fame. Outfielder Amos Otis and pitcher Steve Busby were inducted in the inaugural ceremony in 1986; Paul Splitterff, Cookie Rojas and Dick Howser were inducted in 1987; Dennis Leonard and Hal McRae were added in 1989; while Fred Patek, Larry Gura and Joe Burke joined the select group in 1992. Owner Ewing Kauffman was the sole addition in the Silver Anniversary season of 1993.



Amos Otis' career with the Royals spanned 14 years (1970-1983) when he held down the starting centerfield spot. He compiled a solid .280 average in a Kansas City uniform with 193 home runs, 992 RBI and 340 stolen bases while winning three Gold Gloves and five All-Star nominations. He was the Royals' Player-of-the-Year three times (1971, '73 and '78).



Steve Busby was one of the Royals best pitchers and top competitors despite having his career shortened by a shoulder injury. From 1973-75 he averaged 18.6 wins, 260 innings and 177 strikeouts per season while establishing many club records. A two-time All-Star, he's the only pitcher to toss no-hitters in each of his first two big league seasons.



Paul Splitterff's major league career included action in 15 seasons from 1970-84. He was a mainstay on the staff from 1972-80 when he averaged nearly 15 wins and 220 innings per year. He holds the Royals career records for wins, starts and innings pitched. In 1973 he became the first 20-game winner in Kansas City Royals' history.



Cookie Rojas brought eight-and-a-half years National League experience to the Royals in 1970 and his experience and leadership abilities were evidenced immediately on a young expansion team, providing a solid base for future championships. Rojas was named to the American League All-Star team four consecutive years (1971-74).



Dick Howser managed the Royals from August 31, 1981 to February 23, 1987 before losing a courageous battle to cancer on June 17, 1987. During Howser's regime, the Royals won two division titles and a World Championship in 1985. He compiled a 404-365 record (.525) while guiding the Royals.

HALL OF FAME Continued



Dennis Leonard is the only three-time 20-game winner in Royals' history. The three-time Royals' Pitcher-of-the-Year holds the club's career record for complete games, strikeouts, and shutouts, and single season highs in starts, complete games, innings pitched and strikeouts. His 130 wins from 1975-81 were the most by a righthanded pitcher in the major leagues.



Hal McRae's hard-nosed, aggressive style of play set the tone for the Royals championship clubs. He spent 14 full seasons in a Royals' uniform and was recognized as one of the A.L.'s most prolific designated hitters. He was a three-time All-Star, led the league in doubles twice and topped the loop with 133 RBI in 1982. He earned Royals' Player-of-the-Year honors in 1974 and '82.



Despite being the smallest player in the big leagues at 5-4, **Fred Patek** was a cornerstone of the early success of the franchise. He wore a Royals uniform from 1971-79, posting a .241 average in 1,245 games, earning a pair of All-Star game selections from his shortstop position. He led the league with 11 triples in 1971 and with 53 stolen bases in 1977.



Larry Gura logged a 111-78 record as a Royal, a 59 percent winning percentage, the top mark in club history. The crafty lefthander was a member of the 1980 American League All-Star squad and twice was selected as the Royals' Pitcher-of-the-Year (1978 and 1981). His career highs for wins came in 1980 and 1982 when he recorded 18 victories.



Under **Joe Burke's** guidance, baseball achieved its greatest success in Kansas City. He joined the club in 1973 and served as General Manager from 1974-1981. He was President of the club from that time until cancer took his life in 1992. He was named Major League Executive of the Year in 1976 and was named "Mr. Baseball" at the Kansas City Baseball Awards Dinner in 1978.



The strength and integrity of **Ewing Kauffman's** ownership was the cornerstone of success for the Royals during the club's first 25 years. Since purchasing the club as an expansion franchise in 1968, Mr. K's primary motivation was to provide winning Major League Baseball for Kansas Citians. His leadership helped make the Royals one of baseball's most successful franchises.

Public Relations Directory

American League

Club	Name	Area	Office	Private	FAX
Comm. Office	Richard Levin	(212)	339-7860	339-7870	355-0007
	Jim Small			339-7862	
A.L. Office	Phyllis Merhige	(212)	339-7600	339-7618	593-7138
	Joe Fitzgerald			339-7615	
Baltimore	Rick Vaughn	(410)	547-6150	547-6155	547-6272
	Bob Miller			547-6156	
Boston	Dick Bresciani	(617)	267-9440	236-5710	236-6797
	Jim Samia			236-6717	
California	Larry Babcock	(714)	937-7200	937-7215	634-3410
	Kraig Kojian			937-7213	
Chicago	Doug Abel	(312)	451-5300	451-5301	451-5116
	Scott Reifert			451-5302	
Cleveland	John Maroon	(216)	420-4200	420-4395	420-4396
	Susie Gharrity				
Detroit	Dan Ewald	(313)	962-4000	962-4338	962-1128
	TBA				
Kansas City	Dean Vogelaar	(816)	921-2200	921-8154	921-5775
	Steve Fink				
Milwaukee	Tom Skibosh	(414)	933-4114	933-6975	933-7323
	Jon Greenberg				
Minnesota	Rob Antony	(612)	375-1366	375-7489	375-7473
	Steve Rausch			375-7470	
New York	Rob Butcher	(718)	293-4300	579-4456	293-8414
	Marty Naughton			Ext. 515	
Oakland	Jay Alves	(510)	638-4900	Ext. 223	638-4937
	Kathy Jacobson			Ext. 253	
Seattle	Dave Aust	(206)	628-3555	343-4608	628-3340
	Pete Vanderwarker			343-4664	
Texas	John Blake	(817)	273-5222	273-5208	273-5206
	John Ralph			273-5204	
Toronto	Howard Starkman	(416)	341-1000	341-1300	341-1250
	Mark Leno			341-1302	

National League

Club	Name	Area	Office	Private	FAX
N.L. Office	Katy Feeney	(212)	339-7700	339-7719	935-5069
	Glenn Wilburn			339-7713	
Atlanta	Jim Schultz	(404)	522-7630	614-1301	614-1391
	Glen Serra			614-1305	
Chicago	Sharon Panno	(312)	404-4191		404-4129
	Chuck Wasserstrom				
Cincinnati	Jon Braude	(513)	421-4510	421-2996	421-7342
	Joe Kelley			421-2990	
Colorado	Mike Swanson	(303)	480-2500	480-2520	433-4364
	Coley Brannon			480-2522	
Florida	Chuck Pool	(305)	779-7070	626-7429	626-7428
	Mark Geddis			626-7403	
Houston	Rob Matwick	(713)	799-9600	799-9596	799-9562
	Tyler Barnes			799-9597	
Los Angeles	Jay Lucas	(213)	224-1301	224-1374	224-1459
	Chuck Harris			224-1301	
Montreal	Richard Griffin	(514)	253-3434	251-3519	253-8282
	Monique Giroux			251-3521	
New York	Jay Horwitz	(718)	507-6387	565-4330	565-4382
	Craig Sanders			565-4323	
Philadelphia	Larry Shenk	(215)	463-6000	952-8215	389-3050
	Gene Dias			952-8245	
Pittsburgh	Jim Trdnich	(412)	323-5000	323-5031	323-9133
	Jim Lachimia			323-5018	
St. Louis	Brian Bartow	(314)	421-3060	425-0626	425-0640
	TBA				
San Diego	Jim Ferguson	(619)	283-4494	584-7267	282-8886
	Roger Riley			584-7238	
San Francisco	Bob Rose	(415)	468-3700	330-2445	467-0485
	Jim Moorehead			330-2249	

Opponents



BALTIMORE ORIOLES

1993 SERIES RESULTS

CLUB INFORMATION

Oriole Park at Camden Yards
333 West Camden Street
Baltimore, MD 21201
410-685-9800
Seating Capacity: 48,041
1993 Record: 85-77, T3rd (East)
Hotel in KC: Adams Mark
(816) 737-0200

BALTIMORE WON SERIES 7-5

DATE	SITE	W/L	SCORE	DATE	SITE	W/L	SCORE
4-23	KC	W	7-6	7-5	KC	W	7-1
4-24	KC	L	5-6	7-6	KC	L	0-8
4-25	KC	W	3-2	7-7	KC	L	3-8
4-30	BALT	L	5-12	7-19	BALT	L	5-6
5-1	BALT	W	5-4	7-20	BALT	L	0-7
5-2	BALT	L	3-4	7-21	BALT	W	8-6

1993 NOTES: Baltimore won the season series for the 2nd straight year and now own a 2-year record of 15-9 vs. the Royals...the Royals were 2-4 in Camden Yards and are 4-8 after 2 years of play in the new park...Kansas City failed to post a winning record at home against the Orioles for the 4th straight year and have a 10-14 record in that span...since sweeping the Orioles 12-0 in 1988 the Royals are 26-33 including a 14-16 record at Kauffman Stadium.

ALL-TIME SERIES RESULTS

YEAR	HOME	ROAD	TOTAL	YEAR	HOME	ROAD	TOTAL	YEAR	HOME	ROAD	TOTAL
1969	0-6	1-5	1-11	1978	5-0	3-2	8-2	1987	1-5	2-4	3-9
1970	0-6	0-6	0-12	1979	3-3	3-3	6-6	1988	6-0	6-0	12-0
1971	4-2	1-4	5-6	1980	4-2	2-4	6-6	1989	4-2	2-4	6-6
1972	3-3	3-3	6-6	1981	1-1	2-4	3-5	1990	2-4	1-4	3-8
1973	3-3	1-5	4-8	1982	6-0	2-4	8-4	1991	3-3	5-1	8-4
1974	2-4	2-4	4-8	1983	2-4	2-4	4-8	1992	2-4	2-4	4-8
1975	4-2	1-5	5-7	1984	4-2	3-3	7-5	1993	3-3	2-4	5-7
1976	4-2	2-4	6-6	1985	2-4	4-2	6-6	TOTALS	75-70	58-88	133-158
1977	4-2	3-2	7-4	1986	3-3	3-3	6-6				

Last Sweep by Royals: At Kansas City--July 17-18, 1991 (2 games)

At Baltimore--June 11-13, 1991 (3 games)

Last Sweep by Orioles: At Kansas City--April 21-23, 1992 (3 games)

At Baltimore--September 14-16, 1992 (3 games)

Series Swept By Kansas City: 2-Game--6; 3-Game--8; 4-Game--2.

By Baltimore: 2-Game--3; 3-Game--14; 4-Game--1.

Longest Winning Streak: By Kansas City--15, July 26, 1987-April 11, 1989

By Baltimore: 23, May 10, 1969-August 2, 1970

Most Runs, Game: By Kansas City--15, 15-2, August 16, 1992 at KC

By Baltimore--14, 14-1, August 3, 1990 at Baltimore

Widest Margin Victory: By Kansas City--13 runs, 15-2, August 16, 1992 at KC

By Baltimore--13 runs, August 3, 1990 at Baltimore

BOSTON RED SOX

1993 SERIES RESULTS

CLUB INFORMATION

Fenway Park
24 Yawkey Way
Boston, MA 02215
(617) 267-9440
Seating Capacity: 33,583
1993 Record: 80-82, 5th (East)
Hotel in KC: Ritz Carlton
(816) 756-1500

KC WON SERIES 7-5

DATE	SITE	W/L	SCORE	DATE	SITE	W/L	SCORE
4-5	KC	L	1-3	8-27	KC	L	0-5
4-7	KC	L	2-3	8-28	KC	L	1-2 (11)
4-8	KC	L	4-9	8-29	KC	W	5-4 (12)
5-31	BOS	W	5-3	9-3	BOS	W	5-1
6-1	BOS	W	4-3	9-4	BOS	W	4-2
6-2	BOS	W	7-2	9-5	BOS	W	5-2

1993 NOTES: The road team dominated the season series between the Royals and Red Sox in 1993...the Royals won all six games at Fenway Park for only the 2nd time (they were 6-0 in 1971) and swept a season road series for only the 4th time in club history...the sweeps in Boston were the first for KC since April 21-23, 1989...in winning the 6 games at Fenway Park the Royals limited the Red Sox to only 13 runs...the Red Sox in turn posted a 5-1 mark at Kauffman Stadium and swept their first series ever on the road vs. Kansas City...the winning road mark by Boston snapped the Royals 11-year string of non-losing records at Kauffman Stadium vs. the Red Sox.

ALL-TIME SERIES RESULTS

YEAR	HOME	ROAD	TOTAL	YEAR	HOME	ROAD	TOTAL	YEAR	HOME	ROAD	TOTAL
1969	2-4	0-6	2-10	1978	4-1	2-3	6-4	1987	4-2	2-4	6-6
1970	3-3	2-4	5-7	1979	4-2	0-6	4-8	1988	4-2	2-4	6-6
1971	5-1	6-0	11-1	1980	3-3	4-2	7-5	1989	4-2	4-2	8-4
1972	4-2	2-4	6-6	1981	1-2	2-1	3-3	1990	4-2	4-2	8-4
1973	4-2	0-6	4-8	1982	4-2	2-4	6-6	1991	4-2	1-5	5-7
1974	4-2	4-2	8-4	1983	4-2	3-3	7-5	1992	3-3	2-4	5-7
1975	2-4	3-3	5-7	1984	5-1	4-2	9-3	1993	1-5	6-0	7-5
1976	5-1	4-2	9-3	1985	3-3	4-2	7-5	TOTALS	88-57	67-78	155-135
1977	4-1	1-4	5-5	1986	3-3	3-3	6-6				

Last Sweep By Royals: At Kansas City--August 5-7, 1991 (3 games)

At Boston--September 3-5, 1993 (3 games)

Last Sweep By Red Sox: At Kansas City--April 5-8, 1993 (3 games)

At Boston--April 16-18, 1991 (3 games)

Series Swept By Kansas City: 2-game: 2; 3-game: 11.

By Boston: 2-game: 4; 3-game: 8; 4-game: 1.

Longest Winning Streak: By Kansas City--12, August 23, 1970-August 25, 1971

By Boston--7, August 17, 1969-June 7, 1970

Most Runs, Game: By Kansas City--13, 8 times, latest 13-4, July 15, 1990 at Boston

By Boston--18, 18-4, April 13, 1983 at Boston

Widest Margin Victory: By Kansas City--11 runs, 13-2, August 2, 1986 at Boston

By Boston--14 runs, 18-4, April 13, 1983 at Boston

CALIFORNIA ANGELS

1993 SERIES RESULTS

CLUB INFORMATION

Anaheim Stadium
2000 State College Blvd.
Anaheim, CA 92803
(714) 937-6700
Seating Capacity: 64,573
1993 Record: 71-91, T5th (West)
Hotel in KC: Westin
(816) 474-4400

KC WON 7-6				KC WON 7-6			
DATE	SITE	W/L	SCORE	DATE	SITE	W/L	SCORE
5-13	CAL	W	7-3	8-3	CAL	L	2-3
5-14	CAL	W	2-1 (10)	8-4	CAL	W	3-2
5-15	CAL	L	3-5	8-5	CAL	L	4-5
6-21	KC	L	3-4	9-24	KC	W	7-2 (5)
6-22	KC	W	5-3	9-25	KC	L	2-6
6-23	KC	L	7-8	9-26	KC	W	9-8 (10)
6-24	KC	W	7-1				

1993 NOTES: Kansas City won the season series over the Angels (7-6) for the first time since 1989...the Royals took 4 of 7 at Kauffman Stadium and split the 6 games in Anaheim...7 of the 13 games were 1-run contests while 2 went to extra innings...neither team swept a series after the Angels had swept KC at home and on the road in 1992...KC owns more victories (191) over the Angels than vs. any other club.

ALL-TIME SERIES RESULTS

YEAR	HOME	ROAD	TOTAL	YEAR	HOME	ROAD	TOTAL	YEAR	HOME	ROAD	TOTAL
1969	5-4	4-5	9-9	1978	4-3	2-6	6-9	1987	3-4	5-7	8-5
1970	4-5	4-5	8-10	1979	2-5	4-2	6-7	1988	2-4	6-1	8-5
1971	3-6	7-2	10-8	1980	4-2	4-3	8-5	1989	6-1	3-3	9-4
1972	2-4	4-5	6-9	1981	3-0	3-0	6-0	1990	2-4	4-3	6-7
1973	4-5	4-5	8-10	1982	5-1	1-5	6-7	1991	3-4	1-5	4-9
1974	4-5	6-3	10-8	1983	3-4	3-2	7-6	1992	3-3	2-5	5-8
1975	6-3	8-1	14-4	1984	3-3	4-3	7-6	1993	4-3	3-3	7-6
1976	5-4	5-4	10-8	1985	5-2	4-2	9-4	TOTALS	91-87	100-81	191-168
1977	3-5	6-1	9-6	1986	3-3	2-5	5-8				

Last Sweep By Royals: At Kansas City--June 9-11, 1989 (3 games)

At California--September 13-15, 1988 (3 games)

Last Sweep By Angels: At Kansas City--April 17-18, 1992 (2 games)

At California--June 12-14, 1992 (3 games)

Series Swept By Kansas City: 2-game: 5; 3-game: 11; 4-game: 2.

By California: 2-game: 10; 3-game: 10.

Longest Winning Streak: By Kansas City--12, May 1-September 12, 1975

By California--9, October 4, 1991-August 4, 1992

Most Runs, Game: By Kansas City--16, 16-4, September 17, 1979 at KC.

By California--19, 19-8, July 28, 1973 at KC

Widest Margin Victory: By Kansas City--14 runs, 15-1, May 4, 1969 at California

By California--15 runs, 18-3, September 18, 1986 at California

CHICAGO WHITE SOX

1993 SERIES RESULTS

CLUB INFORMATION

Comiskey Park
333 West 35th St.
Chicago, IL 60616
(312) 924-1000
Seating Capacity: 44,321
1993 Record: 94-68, 1st (West)
Hotel in KC: Ritz-Carlton (1st trip)
(816) 756-1500
Westin (2nd trip)
(816)-474-4400

KC WON SERIES 7-6				KC WON SERIES 7-6			
DATE	SITE	W/L	SCORE	DATE	SITE	W/L	SCORE
5-25	CHI	W	3-2	8-13	CHI	L	4-5
5-26	CHI	W	4-3	8-14	CHI	L	1-4
5-27	CHI	W	6-4	8-15	CHI	W	7-5
6-11	KC	L	1-6	9-13	KC	W	9-0
6-12	KC	L	1-2 (15)	9-14	KC	L	3-8
6-13	KC	W	5-4 (10)	9-15	KC	L	6-10 (11)
8-12	CHI	W	4-1				

1993 NOTES: The Royals won 7 of 13 games from the A.L. West champs in 1993 winning the season series for the first time since 1989...KC was 5-2 in Chicago and swept its first series there since August 27-29, 1982...the Royals now have a 3-year record of 11-9 at the new Comiskey Park...Chicago posted its 2nd straight winning campaign at Kauffman Stadium after 8 previous non-winning seasons...KC still owns a 38-27 record over the last 11 years and have a non-losing home mark in 15 of the last 18 years (they are 75-49).

ALL-TIME SERIES RESULTS

YEAR	HOME	ROAD	TOTAL	YEAR	HOME	ROAD	TOTAL	YEAR	HOME	ROAD	TOTAL
1969	6-3	4-5	10-8	1978	4-4	3-4	7-6	1987	3-3	4-3	7-6
1970	5-2	6-5	11-7	1979	4-2	4-3	8-5	1988	4-3	2-4	6-7
1971	5-4	4-5	9-9	1980	5-2	3-3	8-5	1989	4-2	3-4	7-6
1972	6-2	3-6	9-8	1981	—	0-2	0-2	1990	4-3	0-6	4-9
1973	4-5	8-1	12-6	1982	6-1	4-2	10-3	1991	3-3	3-4	6-7
1974	4-5	3-6	7-11	1983	2-4	2-5	4-9	1992	3-4	3-3	6-7
1975	5-4	4-5	9-9	1984	5-2	3-3	8-5	1993	2-4	5-2	7-6
1976	6-3	4-5	10-8	1985	6-0	2-5	8-5	TOTALS	105-70	81-101	186-171
1977	5-2	2-6	7-8	1986	4-3	2-4	6-7				

Last Sweep By Royals: At Kansas City--August 26-28, 1991 (3 games)

At Chicago--May 25-27, 1993 (3 games)

Last Sweep By White Sox: At Kansas City--June 7-9, 1991 (3 games)

At Chicago--September 3-5, 1990 (3 games)

Series Swept By Kansas City: 2-game: 3; 3-game: 14.

By Chicago: 2-game: 5; 3-game: 8; 4-game: 1.

Longest Winning Streak: By Kansas City--6, twice, latest May 31, 1982-August 21, 1982

By Chicago--8, July 4, 1974-April 25, 1975

Most Runs, Game: By Kansas City--14, 14-5, May 13, 1979 at Chicago

By Chicago--16, 16-2, April 20, 1973 at KC

Widest Margin Victory: By Kansas City--12 runs, 12-0, August 3, 1978 at KC.

By Chicago--14 runs, 16-2, April 20, 1973 at KC

CLEVELAND INDIANS

1993 SERIES RESULTS

CLUB INFORMATION

Indians Park
2401 Ontario Street
Cleveland, OH 44115
(216) 420-4200
Seating Capacity: 42,400
1993 Record: 76-86, 6th (East)
Hotel In KC: Westin
(816) 474-4400

CLEVELAND WON SERIES 7-5

DATE	SITE	W/L	SCORE	DATE	SITE	W/L	SCORE
5-11	CLEV	W	7-6	7-30	KC	W	3-0
5-12	CLEV	L	2-6	7-31	KC	L	4-6
5-13	CLEV	W	7-3	8-1	KC	L	5-9
6-25	CLEV	L	1-6	9-27	KC	W	6-5
6-26	CLEV	L	4-7	9-28	KC	L	2-3
6-27	CLEV	L	2-3	9-29	KC	W	3-2

1993 NOTES: It was a season of historic games between the Royals and Indians in 1993...the Royals played their final game at Cleveland Stadium losing 3-2 on a 2-run home run by Reggie Jefferson in the bottom of the 9th inning on June 27...the Indians were the opponent as George Brett played his final game at Kaufman Stadium on September 29, a 3-2 KC win...the Royals finished with a 73-74 record in 25 years of play at Cleveland Stadium...the Royals were 3-3 at home and have not had a losing record at Kaufman Stadium in the last 9 years...they are 34-20 in that span.

ALL-TIME SERIES RESULTS

YEAR	HOME	ROAD	TOTAL	YEAR	HOME	ROAD	TOTAL	YEAR	HOME	ROAD	TOTAL
1969	3-3	2-4	5-7	1978	5-1	1-4	6-5	1987	4-2	2-4	6-6
1970	1-5	3-3	4-8	1979	4-2	2-4	6-6	1988	3-3	3-3	6-6
1971	5-1	5-1	10-2	1980	3-3	4-2	7-5	1989	3-3	1-5	4-8
1972	3-3	3-3	6-6	1981	0-3	4-1	4-4	1990	3-3	3-3	6-6
1973	5-1	5-1	10-2	1982	6-0	4-2	10-2	1991	4-2	4-2	8-4
1974	1-5	3-3	4-8	1983	3-3	2-4	5-7	1992	5-1	2-4	7-5
1975	3-3	3-3	6-6	1984	2-4	4-2	6-6	1993	3-3	2-4	5-7
1976	4-2	2-4	6-6	1985	5-1	5-1	10-2	TOTALS	85-61	73-74	158-135
1977	3-2	4-1	7-3	1986	4-2	0-6	4-8				

Last Sweep By Royals: At Kansas City--May 12-13, 1992 (2 games)

At Cleveland--May 15-16, 1985 (2 games)

Last Sweep By Indians: At Kansas City--April 20-22, 1981 (3 games)

At Cleveland--June 25-27, 1993 (3 games)

Series Swept By Kansas City: 2-game: 8; 3-game: 6; 4-game: 1.

By Cleveland: 2-game: 5; 3-game: 8.

Longest Winning Streak: By Kansas City: 9, June 1, 1973-August 15, 1973

By Cleveland: 5, 3 times, latest May 10, 1987-July 20, 1987

Most Runs, Game: By Kansas City--15, 15-7, April 27, 1979 at KC

By Cleveland--17, twice, latest, 17-5, July 23, 1989 at KC

Widest Margin Victory: By Kansas City--11 runs, 13-2, August 27, 1974 at KC

By Cleveland--14 runs, 17-3, July 16, 1983 at Cleveland

DETROIT TIGERS

1993 SERIES RESULTS

CLUB INFORMATION

Tiger Stadium
Detroit, MI 48216
(313) 962-4000
Seating Capacity: 52,806
1993 Record: 85-77, T3rd (East)
Hotel In KC: Westin
(816) 474-4400

KC WON SERIES 7-5

DATE	SITE	W/L	SCORE	DATE	SITE	W/L	SCORE
4-26	KC	L	3-5	7-10	KC	L	8-9
4-27	KC	W	4-3 (10)	7-11	KC	W	6-2
5-4	DET	L	3-5	7-22	DET	W	12-6
5-5	DET	W	4-3	7-23	DET	W	7-6
7-8	KC	W	6-5 (11)	7-24	DET	W	6-3
7-9	KC	L	5-10	7-25	DET	L	0-3

1993 NOTES: Kansas City posted its first winning record at Tiger Stadium since 1987 and won the season series 7-5 over the Tigers in 1993...KC was 3-3 at home improving its 8-year record at home to 29-19...although the Tigers dropped 4 of 6 home games they still own a 30-18 record at Tiger Stadium the past 8 seasons...the Royals have now posted 10 winning seasons at Tiger Stadium in 25 years of play...the Tigers have also struggled on the road posting only one winning season in the last 9 years and only 6 in 25 years.

ALL-TIME SERIES RESULTS

YEAR	HOME	ROAD	TOTAL	YEAR	HOME	ROAD	TOTAL	YEAR	HOME	ROAD	TOTAL
1969	2-4	2-4	4-8	1978	4-1	2-3	6-4	1987	3-3	4-2	7-5
1970	2-4	4-2	6-6	1979	5-1	2-4	7-5	1988	4-2	0-6	4-8
1971	3-3	1-5	4-8	1980	5-1	5-1	10-2	1989	6-0	0-6	6-6
1972	3-3	2-4	5-7	1981	0-2	2-1	2-3	1990	4-2	3-3	7-5
1973	4-2	4-2	8-4	1982	4-2	2-4	6-6	1991	2-4	2-4	4-8
1974	2-4	3-3	5-7	1983	3-3	2-4	5-7	1992	3-3	2-4	5-7
1975	3-3	3-3	6-6	1984	0-6	5-1	5-7	1993	3-3	4-2	7-5
1976	4-2	4-2	8-4	1985	3-3	4-2	7-5	TOTALS	79-65	70-76	149-141
1977	3-2	5-1	8-3	1986	4-2	3-3	7-5				

Last Sweep by Royals: At Kansas City--May 28-30, 1990 (3 games)

At Detroit--August 3-5, 1984 (4 games)

Last Sweep by Tigers: At Kansas City--April 29-May 1, 1991 (3 games)

At Detroit--September 4-6, 1989 (3 games)

Series Swept By Kansas City: 2-game: 6; 3-game: 5; 4-game: 2.

By Detroit: 2-game: 4; 3-game: 10.

Longest Winning Streak: By Kansas City--6, twice, latest May 26-August 31, 1989

By Detroit--6, 3 times, latest July 8, 1990-May 8, 1991.

Most Runs, Game: By Kansas City--21, 21-7, June 15, 1976 at Detroit

By Detroit--17, 17-0, July 19, 1991 at KC

Widest Margin Victory: By Kansas City--14 runs, twice, latest 16-2, April 9, 1977 at Detroit

By Detroit--17 runs, 17-0, July 19, 1991 at KC

MILWAUKEE BREWERS

1993 SERIES RESULTS

CLUB INFORMATION

P.O. Box 3099
Milwaukee, WI 53201
(414) 933-4114
Seating Capacity: 53,192
1993 Record: 69-93, 7th (East)
Hotel In KC: Westin
(816) 474-4400

MILWAUKEE WON SERIES 7-5

DATE	SITE	W/L	SCORE	DATE	SITE	W/L	SCORE
5-28	MIL	L	1-5	6-6	KC	W	8-7
5-29	MIL	W	6-5 (13)	8-30	MIL	L	1-2
5-30	MIL	L	2-8	8-31	MIL	W	6-5
6-3	KC	W	6-5	9-1	MIL	L	1-7
6-4	KC	W	3-2	9-6	KC	L	2-3
6-5	KC	L	2-8	9-8	KC	L	1-2

1993 NOTES: Milwaukee captured 4 of the 6 games played at County Stadium in 1993 and won the season series for the first time in 3 years, 7-5...the Brewers swept a 2-game series in Kansas City (September 6-8), their first sweep at Kauffman Stadium since May 1-3, 1990...KC was 3-3 at Royals Stadium and have had a non-losing mark in 12 of the last 13 years posting a 45-34 record...8 of the 12 games played between the 2 clubs were 1-run contests with KC winning 5 of the 8.

ALL-TIME SERIES RESULTS

YEAR	HOME	ROAD	TOTAL	YEAR	HOME	ROAD	TOTAL	YEAR	HOME	ROAD	TOTAL
1969	6-3	4-5	10-8	1976	4-1	2-3	6-4	1987	3-3	1-5	4-8
1970	7-2	5-4	12-6	1979	4-2	1-5	5-7	1988	1-5	2-4	3-9
1971	4-5	4-5	8-10	1980	1-5	5-1	6-6	1989	5-1	3-3	8-4
1972	3-3	4-2	7-5	1981	3-3	1-2	4-5	1990	3-3	1-5	4-8
1973	4-2	4-2	8-4	1982	5-1	2-4	7-5	1991	4-2	5-1	9-3
1974	6-0	5-1	11-1	1983	3-3	3-3	6-6	1992	3-3	4-2	7-5
1975	2-4	5-1	7-5	1984	3-3	3-3	6-6	1993	3-3	2-4	5-7
1976	4-2	4-2	8-4	1985	5-1	2-3	8-4	TOTALS	95-63	78-75	173-138
1977	5-0	3-2	8-2	1986	3-3	3-3	6-6				

Last Sweep By Royals: At Kansas City--May 6-7, 1992 (2 games)

At Milwaukee--May 10-12, 1991 (3 games)

Last Sweep By Brewers: At Kansas City--September 6 & 8, 1993 (2 games)

At Milwaukee--April 24-26, 1990 (3 games)

Series Swept By Kansas City: 2-game: 4; 3-game: 11; 4-game: 1; 5-game: 1.

By Milwaukee: 2-game: 3; 3-game: 7.

Longest Winning Streak: By Kansas City--12, July 20, 1973-August 23, 1974

By Milwaukee--7, April 30-July 6, 1988

Most Runs, Game: By Kansas City--18, 18-8, August 29, 1979 at KC

By Milwaukee--14, 14-3, June 2, 1987 at Milwaukee

Widest Margin Victory: By Kansas City--14 runs, 17-3, May 11, 1982 at KC

By Milwaukee--11 runs, 3 times, latest 14-3, June 2, 1987 at Milwaukee

MINNESOTA TWINS

1993 SERIES RESULTS

CLUB INFORMATION

Hubert H. Humphrey Metrodome
501 Chicago Ave. South
Minneapolis, MN 55415
(612) 375-1366
Seating Capacity: 55,883
1993 Record: 71-91, 75th (West)
Hotel In KC: Westin
(816) 474-4400

KC WON SERIES 7-6

DATE	SITE	W/L	SCORE	DATE	SITE	W/L	SCORE
4-9	KC	L	7-8	8-18	MINN	W	5-2
4-10	KC	L	2-3	8-19	MINN	W	4-2
4-11	KC	W	2-1	8-23	KC	L	2-3 (10)
4-16	MINN	L	3-4 (10)	8-24	KC	W	5-3
4-17	MINN	L	2-8	8-25	KC	L	2-4
4-18	MINN	W	5-4	8-26	KC	W	3-0
8-17	MINN	W	3-2				

1993 NOTES: The Royals recorded their first sweep ever in the Metrodome in 1993 taking 3 straight from August 17-19...the last time KC had swept a series in Minnesota was September 28-30, 1981, the final games ever in Metropolitan Stadium...overall the Royals were 4-2 in Minnesota in 1993...they are 21-18 in the Metrodome in the last 6 campaigns and 35-43 since its opening in 1982...the Royals were 3-4 in Royals Stadium and hold a 35-24 mark over the last 9 years. In what is the closest series between the Royals and another club, KC leads the all-time series 188-181.

ALL-TIME SERIES RESULTS

YEAR	HOME	ROAD	TOTAL	YEAR	HOME	ROAD	TOTAL	YEAR	HOME	ROAD	TOTAL
1969	5-4	3-6	8-10	1978	3-4	4-4	7-8	1987	6-1	2-4	8-5
1970	4-5	1-8	5-13	1979	3-4	4-2	7-6	1988	3-3	4-3	7-6
1971	5-4	4-5	9-9	1980	3-3	2-5	5-8	1989	4-3	3-3	7-6
1972	5-4	4-5	9-9	1981	4-3	5-1	9-4	1990	5-1	3-4	8-5
1973	4-5	5-4	9-9	1982	4-2	3-4	7-6	1991	2-5	4-2	6-7
1974	5-4	3-6	8-10	1983	5-2	1-5	6-7	1992	3-3	3-4	6-7
1975	8-1	3-6	11-7	1984	2-4	4-3	6-7	1993	3-4	4-2	7-6
1976	5-4	5-4	10-8	1985	5-2	2-4	7-6	TOTALS	106-79	82-102	188-181
1977	6-2	4-3	10-5	1986	4-2	2-5	6-7				

Last Sweep By Royals: At Kansas City--August 20-22, 1990 (3 games)

At Minnesota--August 17-19, 1993 (3 games)

Last Sweep by Twins: At Kansas City--May 23-25, 1988 (3 games)

At Minnesota--June 8-10, 1987 (3 games)

Series Swept By Kansas City: 2-game: 9; 3-game: 12; 4-game: 1.

By Minnesota: 2-game: 4; 3-game: 12; 4-game: 1.

Longest Winning Streak: By Kansas City--7, September 28, 1981-June 9, 1982

By Minnesota--7, September 22, 1969-May 20, 1970

Most Runs, Game: By Kansas City--23, 23-6, April 6, 1974 at KC

By Minnesota--18, 18-3, September 10, 1976 at Minnesota

Widest Margin Victory: By Kansas City--17 runs, 23-6, April 6, 1974 at KC

By Minnesota--15 runs, 18-3, September 10, 1976 at Minnesota

NEW YORK YANKEES

1993 SERIES RESULTS

KC SPLIT SERIES 6-6

CLUB INFORMATION

Yankee Stadium	DATE	SITE	W/L	SCORE	DATE	SITE	W/L	SCORE
Bronx, NY 10451	4-12	NY	L	1-4	8-20	NY	L	2-7
(212) 293-4300	4-14	NY	L	5-6	8-21	NY	L	2-3
Seating Capacity: 57,545	4-15	NY	W	5-4	8-22	NY	W	7-0
1993 Record: 88-74, 2nd (East)	6-7	KC	W	8-3	9-10	KC	W	6-5
Hotel In KC: Westin	6-8	KC	L	4-9	9-11	KC	L	5-12
(816) 474-4400	6-9	KC	W	10-3	9-12	KC	W	10-2

1993 NOTES: Kansas City and New York split the season series with each club winning 4 of 6 games at home...with the split the Royals still own a 38-34 record over the last 6 years (20-16 at home and 18-18 at Yankee Stadium)...KC is now 21-39 in New York since the Pine Tar game, which was completed on August 18, 1983...the Royals have had non-losing campaigns at Royals Stadium in 17 of 25 years while the Yankees have posted 21 non-losing seasons in 25 years at Yankee Stadium...KC's winning percentage of .458 vs. New York is its lowest against any A.L. club.

ALL-TIME SERIES RESULTS

YEAR	HOME	ROAD	TOTAL	YEAR	HOME	ROAD	TOTAL	YEAR	HOME	ROAD	TOTAL
1969	2-4	3-3	5-7	1978	3-2	3-3	6-5	1987	5-1	0-6	5-7
1970	1-5	0-6	1-11	1979	2-4	3-3	5-7	1988	2-4	4-2	6-6
1971	3-3	2-4	5-7	1980	4-2	4-2	8-4	1989	3-3	3-3	6-6
1972	5-1	2-4	7-5	1981	1-5	1-5	2-10	1990	5-1	3-3	8-4
1973	4-2	2-4	6-6	1982	2-4	3-3	5-7	1991	3-3	4-2	7-5
1974	2-4	2-4	4-8	1983	3-3	3-3	6-6	1992	3-3	2-4	5-7
1975	4-2	3-3	7-5	1984	5-1	0-6	5-7	1993	4-2	2-4	6-6
1976	3-3	4-2	7-5	1985	4-2	1-5	5-7	TOTALS	79-69	57-92	136-161
1977	4-1	1-4	5-5	1986	2-4	2-4	4-8				

Last Sweep By Royals: At Kansas City--July 2-4, 1990 (3 games)

At New York--June 4 & 6, 1982 (2 games)

Last Sweep By Yankees: At Kansas City--May 4-5, 1988 (2 games)

At New York--July 28-30, 1987 (3 games)

Series Swept By Kansas City: 2-game: 1; 3-game: 8.

By New York: 2-game: 2; 3-game: 11; 4-game: 1; 5-game: 1.

Longest Winning Streak: By Kansas City--5, twice, latest May 26-July 4, 1990

By New York--10, August 31, 1969-August 16, 1970

Most Runs, Game: By Kansas City--15, 15-4, April 5, 1984 at KC

By New York--18, 18-7, September 5, 1982 at KC

Widest Margin Victory: By Kansas City--13 runs, 14-1, June 6, 1982 at NY

By New York--13 runs, twice, latest 16-3, May 14, 1980 at NY

OAKLAND ATHLETICS

1993 SERIES RESULTS

OAKLAND WON SERIES 7-6

CLUB INFORMATION

Oakland Alameda County Coliseum	DATE	SITE	W/L	SCORE	DATE	SITE	W/L	SCORE
Oakland, CA 94621	5-18	KC	W	6-1	8-7	KC	W	5-2
(510) 638-4900	5-19	KC	W	13-8	8-8	KC	W	4-3
Seating Capacity: 50,219	5-20	KC	L	1-4 (12)	9-20	OAK	L	1-2
1993 Record: 68-94, 7th (West)	6-18	OAK	L	9-10	9-21	OAK	L	6-9
Hotel in KC: Ritz-Carlton	6-19	OAK	W	3-0	9-22	OAK	W	3-2 (10)
(816) 756-1500	6-20	OAK	L	1-4	9-23	OAK	L	1-2
	8-6	KC	L	2-5				

1993 NOTES: Oakland won the season series 7-6 over the Royals taking 5 of 7 games at home while losing 4 of 6 in Kansas City...the Athletics have now won the season series the last 4 years and own 191 wins over KC, the most by any American League club...Oakland's 4-year record against KC now stands at 32-20, including a 19-7 home record...the Royals suffered their largest blown lead (8 runs) in club history during a 10-9 loss at Oakland on June 18.

ALL-TIME SERIES RESULTS

YEAR	HOME	ROAD	TOTAL	YEAR	HOME	ROAD	TOTAL	YEAR	HOME	ROAD	TOTAL
1969	3-6	5-4	8-10	1978	6-2	4-3	10-5	1987	1-5	4-3	5-8
1970	5-4	2-7	7-11	1979	5-1	4-3	9-4	1988	4-3	4-2	8-5
1971	3-6	2-7	5-13	1980	4-3	2-4	6-7	1989	4-2	3-4	7-6
1972	5-4	2-7	7-11	1981	1-2	2-1	3-3	1990	3-4	1-5	4-9
1973	5-4	3-6	8-10	1982	4-3	3-3	7-6	1991	3-3	3-4	6-7
1974	6-3	2-7	8-10	1983	4-2	3-4	7-6	1992	3-4	1-5	4-9
1975	6-3	1-8	7-11	1984	3-4	2-4	5-8	1993	4-2	2-5	6-7
1976	5-4	4-5	9-9	1985	4-2	4-3	8-5	TOTALS	101-80	70-111	171-191
1977	6-1	3-5	9-6	1986	4-3	4-2	8-5				

Last Sweep By Royals: At Kansas City--June 6-8, 1988 (3 games)

At Oakland--June 14-16, 1988 (3 games)

Last Sweep By Athletics: At Kansas City--September 18-20, 1987 (3 games)

At Oakland--April 6-9, 1992 (3 games)

Series Swept By Kansas City: 2-game: 2; 3-game: 5; 4-game: 2.

By Oakland: 2-game: 6; 3-game: 6; 4-game: 1.

Longest Winning Streak: By Kansas City--8, September 4, 1978-June 18, 1979

By Oakland--5, twice, latest September 28, 1971-April 19, 1972

Most Runs, Game: By Kansas City--16, 5 times, latest 16-5, October 2, 1991 at KC

By Oakland--16, twice, latest 16-4, September 20, 1975 at KC

Widest Margin Victory: By Kansas City--16 runs, 16-0, June 25, 1984 at KC

By Oakland--13 runs, 13-0, September 10, 1973 at Oakland

SEATTLE MARINERS

1993 SERIES RESULTS

KC WON SERIES 7-6

CLUB INFORMATION

	DATE	SITE	W/L	SCORE	DATE	SITE	W/L	SCORE
The Kingdome	5-21	KC	W	2-1	8-10	KC	W	4-1
P.O. Box 4100	5-22	KC	W	4-1	8-11	KC	L	3-4
Seattle, WA 98104	5-23	KC	L	7-10	9-16	SEA	L	1-14
(206) 628-3555	6-14	SEA	L	3-6	9-17	SEA	W	6-3
Seating Capacity: 59,438	6-15	SEA	L	1-6	9-18	SEA	W	1-0
1993 Record: 82-80, 4th (West)	6-16	SEA	W	5-1	9-19	SEA	L	1-4
Hotel In KC: Westin	8-9	KC	W	7-6				
(816) 474-4400								

1993 NOTES: For the 7th consecutive season the Royals won the season series over the Mariners...the Royals 7-6 mark improved their 7-year record to 53-37 vs. Seattle...the Royals have now captured the season series in 14 of the 17 years the 2 clubs have played...KC has had a non-losing mark at home in 15 of the 17 years...since 1986 the Royals are 34-17 at Kauffman Stadium including a 10-3 mark the past 2 seasons...the 14-1 win for the Mariners on September 16 represented the most runs and largest margin of victory ever by Seattle over the Royals.

ALL-TIME SERIES RESULTS

YEAR	HOME	ROAD	TOTAL	YEAR	HOME	ROAD	TOTAL	YEAR	HOME	ROAD	TOTAL
1977	4-3	7-1	11-4	1983	4-2	4-3	8-5	1989	3-3	6-1	9-4
1978	7-1	5-2	12-3	1984	6-1	3-3	9-4	1990	5-2	2-4	7-6
1979	2-4	5-2	7-6	1985	0-6	3-4	3-10	1991	3-3	4-3	7-6
1980	5-2	2-4	7-6	1986	4-3	1-5	5-8	1992	6-1	1-5	7-6
1981	3-3	3-4	6-7	1987	4-2	5-2	9-4	1993	4-2	3-4	7-6
1982	4-3	3-3	7-6	1988	6-1	2-1	7-5	TOTALS	69-42	59-54	128-96

Last Sweep By Royals: At Kansas City--June 5-7, 1992 (3 games)

At Seattle--August 17-20, 1989 (4 games)

Last Sweep By Mariners: At Kansas City--September 16-19, 1985 (4 games)

At Seattle--April 10-12, 1992 (3 games)

Series Swept By Kansas City: 2-game: 2; 3-game: 5; 4-game: 3.

By Seattle: 2-game: 1; 3-game: 3; 4-game: 1.

Longest Winning Streak: By Kansas City--12, May 23-September 26, 1978

By Seattle--10, June 14-September 24, 1985

Most Runs, Game: By Kansas City--16, 16-1, April 24, 1977 at Seattle

By Seattle--14, twice, latest, 14-1, September 16, 1993 at Seattle

Widest Margin Victory: By Kansas City--15 runs, 16-1, April 24, 1977 at Seattle

By Seattle--13 runs, 14-1, September 16, 1993 at Seattle

TEXAS RANGERS

1993 SERIES RESULTS

KC WON SERIES 7-6

CLUB INFORMATION

	DATE	SITE	W/L	SCORE	DATE	SITE	W/L	SCORE
The Ballpark at Arlington	5-7	KC	W	9-4	7-27	KC	L	0-1
1000 Ballpark Way	5-9	KC	L	1-2	7-28	KC	L	3-10
Arlington, TX 76011	6-28	TEX	W	4-2	7-29	KC	W	9-4
(817)-273-5222	6-29	TEX	L	3-4	10-1	TEX	L	0-2
Seating Capacity: 48,100	6-30	TEX	L	4-5	10-2	TEX	W	7-4
1993 Record: 86-76, 2nd (West)	7-26	KC	W	12-3	10-3	TEX	W	4-1
Hotel In KC: Westin	7-26	KC	W	6-5				
(816) 474-4400								

1993 NOTES: Kansas City won the season series from Texas for the 6th time in 8 years, 7-6...the Royals finished the season by playing the final 3 games ever at Arlington Stadium posting a 4-1 victory in the season finale in what was the final game of George Brett's career...KC finished with a 22-year record of 74-77 at Arlington Stadium...the Royals have played well at home the last 8 years posting a 32-20 record, including a 4-3 mark in 1993...the Rangers are the only team that has never swept a series in Kauffman Stadium...the Royals have had only 6 losing home campaigns in 22 years of play between the 2 clubs.

ALL-TIME SERIES RESULTS

YEAR	HOME	ROAD	TOTAL	YEAR	HOME	ROAD	TOTAL	YEAR	HOME	ROAD	TOTAL
1972	5-4	3-2	8-6	1980	3-3	7-0	10-3	1988	4-2	3-4	7-6
1973	7-2	4-5	11-7	1981	1-2	2-2	3-4	1989	5-2	3-3	8-5
1974	4-5	4-5	8-10	1982	3-3	4-3	7-6	1990	3-3	2-5	5-8
1975	8-1	6-3	14-4	1983	6-1	2-4	8-5	1991	4-3	3-3	7-6
1976	4-5	3-6	7-11	1984	2-4	4-3	6-7	1992	4-2	2-5	6-7
1977	4-4	4-3	8-7	1985	4-3	2-4	6-7	1993	4-3	3-3	7-6
1978	5-2	2-6	7-8	1986	5-1	3-4	8-5	TOTALS	90-64	74-77	164-141
1979	2-5	4-2	6-7	1987	3-4	4-2	7-6				

Last Sweep By Royals: At Kansas City--May 30-June 1, 1986 (3 games)

At Texas--August 18-20, 1980 (3 games)

Last Sweep By Rangers: At Kansas City--(the Rangers have never swept a series in KC)

At Texas--September 6-9, 1990 (4 games)

Series Swept By Kansas City: 2-game: 8; 3-game: 3; 4-game: 2.

By Texas: 2-game: 3; 3-game: 2; 4-game: 1.

Longest Winning Streak: By Kansas City--9, July 2-September 26, 1975

By Texas--5, 3 times, latest August 15-September 9, 1990

Most Runs, Game: By Kansas City--15, 15-2, June 19, 1991 at Texas.

By Texas--16, 16-5, May 29, 1987 at KC

Widest Margin Victory: By Kansas City--13 runs, twice, latest 15-2, June 19, 1991 at Texas

By Texas--11 runs, 4 times, latest 12-1, September 6, 1990 at Texas

TORONTO BLUE JAYS

CLUB INFORMATION

SkyDome
 One Blue Jays Way, Suite #3200
 Toronto, Ontario M5V1J1
 (416) 341-1000
 Seating Capacity: 51,000
 1993 Record: 95-67, 1st (East)
 Hotel in KC: Westin
 (816) 474-4400

1993 SERIES RESULTS

KC WON SERIES 8-4

	DATE	SITE	W/L	SCORE	DATE	SITE	W/L	SCORE
	4-20	KC	W	8-2	7-3	KC	W	3-2
	4-21	KC	W	6-5	7-4	KC	W	3-1
	4-22	KC	L	3-6	7-15	TOR	L	2-7
	4-28	TOR	W	5-3	7-16	TOR	W	7-3
	4-29	TOR	L	0-8	7-17	TOR	W	5-4
	7-2	KC	W	3-2	7-18	TOR	L	3-4

1993 NOTES: The Royals posted their first winning season over the Blue Jays since 1989 winning 5 of 6 games at Kauffman Stadium and splitting 6 games at SkyDome...the 8 wins over the 2-time World Series Champions were the most by the Royals against any club in 1993...the Royals own a 13-14 record in SkyDome...the club is 10-7 with the Dome open and 3-7 with it closed...KC became the first club to sweep a series since Toronto turned the trick in 1988 when they swept the Blue Jays at Kauffman Stadium, July 2-4.

ALL-TIME SERIES RESULTS

YEAR	HOME	ROAD	TOTAL	YEAR	HOME	ROAD	TOTAL	YEAR	HOME	ROAD	TOTAL
1977	4-1	4-1	8-2	1983	3-3	3-3	6-6	1989	4-2	3-3	7-5
1978	2-3	3-2	5-5	1984	4-2	1-5	5-7	1990	2-4	3-3	5-7
1979	6-0	3-3	9-3	1985	3-3	4-2	7-5	1991	2-4	3-3	5-7
1980	5-1	4-2	9-3	1986	2-1	3-3	5-7	1992	3-3	2-4	5-7
1981	1-2	4-1	5-3	1987	6-0	2-4	8-4	1993	5-1	3-3	8-4
1982	3-3	1-5	4-8	1988	2-4	2-4	4-8	TOTALS	57-40	48-51	105-91

Last Sweep by Royals: At Kansas City--July 2-4, 1993 (3 games)

At Toronto--June 10-11, 1981 (2 games)

Last Sweep By Blue Jays: At Kansas City--July 28-30, 1986 (3 games)

At Toronto--April 19-20, 1988 (2 games)

Series Swept By Kansas City: 2-game: 5; 3-game: 4; 4-game: 2.

By Toronto: 2-game: 3; 3-game: 3.

Longest Winning Streak: By Kansas City--7, August 10, 1980-August 17, 1981

By Toronto--5--April 27-May 6, 1984

Most Runs, Game: By Kansas City--16, 16-12, August 6, 1979 at Toronto

By Toronto--17, 17-6, April 20, 1990 at Toronto

Widest Margin Victory: By Kansas City--10, 11-1, August 6, 1988 at Toronto

By Toronto--11, 17-6, April 20, 1990 at Toronto

Royals Won-Lost Breakdown

	Home		Away		Totals	
	1993 W-L	All-Time W-L	1993 W-L	All-Time W-L	1993 W-L	All-Time W-L
Vs. RHP	31-26	787-593	30-31	646-713	61-57	1433-1306
Vs. LHP	12-12	342-263	11-9	284-352	23-21	626-615
	Extra Innings		One-Run Games		At Kauffman Stadium	
	1993 W-L	All-Time W-L	1993 W-L	All-Time W-L	1993 W-L	All-Time W-L
Baltimore	0-0	13-16	3-3	42-61	3-3	68-53
Boston	1-1	11-11	2-2	46-39	1-5	74-47
California	2-0	18-11	3-4	56-47	4-3	77-68
Chicago	1-2	23-13	3-2	69-45	2-4	83-59
Cleveland	0-0	13-11	3-2	46-42	3-3	73-48
Detroit	2-0	13-12	4-1	48-36	3-3	69-51
Milwaukee	1-0	16-13	5-3	61-48	3-3	75-50
Minnesota	0-2	17-20	3-4	58-53	3-4	87-62
New York	0-0	13-14	2-2	39-53	4-2	68-56
Oakland	1-1	22-16	2-3	50-66	4-2	84-60
Seattle	0-0	9-6	3-1	40-20	4-2	69-42
Texas	0-0	15-13	1-4	57-50	4-3	85-60
Toronto	0-0	8-9	4-1	28-27	5-1	57-40
Totals	8-6	191-165	38-32	640-587	43-38	969-696
	Shutouts		Doubleheaders		Overall	
	1993 W-L	All-Time W-L	1993 W-L-S	All-Time W-L-S	Last 5 yrs W-L	Last 10 yrs W-L
Baltimore	0-2	20-23	0-0-0	1-3-6	26-33	60-59
Boston	0-1	23-21	0-0-0	3-2-11	33-27	67-53
California	0-0	38-20	0-0-0	10-5-4	31-34	68-62
Chicago	1-0	20-28	0-0-0	8-2-9	30-35	65-65
Cleveland	1-0	27-18	0-0-0	4-2-5	30-30	62-58
Detroit	0-1	13-17	0-0-0	4-1-5	29-31	59-61
Milwaukee	0-0	20-18	0-0-0	10-2-6	33-27	60-60
Minnesota	1-0	20-22	0-0-0	4-2-9	34-31	68-62
New York	1-0	18-20	0-0-0	1-6-4	32-28	57-63
Oakland	1-0	27-30	0-0-0	4-7-12	27-38	61-69
Seattle	1-0	14-13	0-0-0	0-1-4	37-28	70-59
Texas	0-2	23-20	1-0-0	7-2-4	33-32	67-63
Toronto	0-1	12-19	0-0-0	3-0-0	30-30	59-61
Totals	6-7	275-269	1-0-0	59-35-79	405-404	823-795

Royals Minor League System



Les Norman
1993 Royals
Minor League
Player of the Year

Royals Player Development

Director-Minor League Operations	Bob Hegman
Administrative Assistant-Minor League Operations	Muzzy Jackson
Secretary	Carol Throne
Coordinator of Instruction	Joe Jones
Pitching Instructor	Jerry Cram
Hitting Instructor	Tom Burgess
Infield Instructor	Rich Dauer
Equipment Coordinator	Brian Huggins

1994 Minor League Affiliates

(1993 Won-Lost Records and league-finish in parenthesis)

Omaha (NE) Royals (70-74, 3rd, Western Division)

AAA (American Association)

General Manager: Bill Gorman, Ext. 16.

Public Relations: Rob Goodman, Ext. 20.

Manager: Jeff Cox

Coaches: Mike Alvarez, Tom Poquette

Trainer: Mark Farnsworth

Telephone: 402/734-2550. FAX: 402/734-7166.

Address: P.O. Box 3665, Omaha, NE 68103

Memphis (TN) Chicks (63-77, 4th, 1st half; 4th, 2nd half; Western Division)

AA (Southern League)

President: David Hersh

Manager: Ron Johnson

Coaches: U.L. Washington, Mike Mason

Trainer: Frank Kyte

Telephone: 901/272-1687. FAX: 901/278-3354.

Address: 800 Home Run Lane, Memphis, TN 38104

Wilmington (DE) Blue Rocks (74-65, 1st, 1st half; 4th, 2nd half;

Northern Division)

A (Carolina League)

General Manager: Chris Kemple

Manager: Mike Jirschele

Coaches: Gary Lance, Sixto Lezcano

Trainer: Martin Yuhas

Telephone: 302/888-2015. FAX: 302/888-2032.

Address: 801 South Madison, Wilmington, DE 19801

Rockford (IL) Royals (78-54, 1st, 1st half; T3rd, 2nd half; Northern Division)

A (Midwest League)

General Manager: Mike Holmes

Manager: John Mizerock

Coach: Tom Burgmeier, Cliff Pastornicky

Trainer: Jeff Stevenson

Telephone: 815/964-5400. FAX: 815/961-2002

Address: P.O. Box 6748, Rockford, IL 61125

Eugene (OR) Emeralds (40-36, 2nd, Southern Division)

Short-Season A (Northwest League)

General Manager: Bob Beban

Manager: Brian Poldberg

Coaches: Theo Shaw, Rafael Santana

Trainer: Chad Spaulding

Telephone: 503/342-5367. FAX: 503/342-6089

Address: P.O. Box 5566, Eugene, OR 97405

Gulf Coast (FL) Royals (29-30, 4th, Western Division)

Rookie (Gulf Coast League)

Manager: Bob Herold

Coaches: Jose Tartabull, Rick Keeton

Trainer: John Finley

Telephone: 813/768-4240.

Address: Lee Co. Stadium, 14200 Six Mile Cypress Pkwy., Ft. Myers, FL 33912

Salcedo (DR) Royals (40-31, 2nd, Eastern Division)

Rookie (Summer Dominican League)

General Manager & Coordinator: Luis Silverio

Manager: Julio Alcala

Coaches: Oscar Martinez, Diomedes Castellanos & Dario Rivas

Trainer: Lalo Veras

Telephone: 809/583-6411

Address: Salcedo, Dominican Republic

Art Stewart **Director-Scouting**

Art Stewart, who has been responsible for the discovery and subsequent signing of several current and former Kansas City Royals players, begins his 25th season with the Royals. He will again serve as the Director of Scouting for the 1994 season, supervising all Royals' scouting efforts in the United States and Latin America.

A native of Chicago, Stewart has served as the Director of Scouting since 1984. In addition, he held the dual responsibilities of Director of Scouting and Player Development for the 1986 campaign. Before joining the Royals' front office on November 1, 1984, he spent 16 years (1969-84) covering the Midwest as a Royals' scout.

Stewart received the initial Ewing M. Kauffman Scouting Award in 1970. He won the same award in 1983. Honored for "Meritorious Service to the Chicago Public High School Baseball League" in 1979, Stewart served as a scout in the New York Yankees system for 17 years prior to joining the Royals. He and his wife, Donna, have one daughter, Dawn.

Bob Hegman **Director-Minor League Operations**

Bob Hegman, who is beginning his 8th season in the Royals' front office, was named the Director of Minor League Operations in October of 1992. He joined the front office staff in September, 1986 following a 7-year playing career in the organization which included a brief stint with the major league club in 1985.

He was the Administrative Assistant for Scouting and Player Development from 1986-89 and the Assistant Director of Scouting and Player Development from 1989 until he assumed the duties as the Assistant Director of Minor League Operations on November 1, 1991.

His top season as a player came in 1984 at Memphis (AA) when he batted .253 in a career-best 135 games, while leading all Southern League shortstops in fielding.

The 36-year old Hegman earned his Bachelor of Science Degree in Management from St. Cloud (MN) State University. He resides with his wife, Kim and son, Grayson in Lee's Summit, Missouri.

Jay Hinrichs **Assistant General Manager**

Jay Hinrichs begins his 5th season as the Assistant General Manager for the Kansas City Royals and his 10th year overall in the Royals' organization. In addition to his duties as Assistant GM, Jay assists with scouting activities and other functions of baseball operations.

The 36-year old Hinrichs has served as Director of Stadium Operations, Director of Event Personnel and Coordinator of Stadium Operations in his career with the Royals. He is a graduate of the University of Kansas, receiving his Bachelor's Degree in General Studies in May of 1980 and his Master's Degree in Business Administration in 1983.

Hinrichs lives in Overland Park, Kansas and is single.

Brian Murphy - Special Assistant to the General Manager

Brian Murphy begins his 3rd year as the Special Assistant to General Manager Herk Robinson after working in the Royals Scouting Department since 1983.

Brian's career in professional baseball began in 1962 in the Pittsburgh Pirates organization. He played 17 years in the minors finishing in Omaha (AAA) in 1978. He managed in the minors from 1979-82 for the Royals and Chicago Cubs before becoming an area scout for Kansas City in 1983. He was named as an East Coast Supervisor in 1986 and a National Cross Checker in 1987.

Brian is 50-years old, resides in Fairfield, Connecticut and is single.

Royals Scouting Directory

Art Stewart	Director-Scouting
Tony Arango	Administrative Assistant-Scouting
Karol Kyte	Secretary

Special Assignment Scouts

Larry Doughty
Jerry Terrell
Stan Williams

National Cross-Checkers

Allard Baird
Guy Hansen
Chuck McMichael

Regional Scouting Supervisors

Carl Blando	East Coast
Steve Flores	West Coast
Ken Gonzalez	Midwest

Territorial Scouting Supervisors

Frank Baez	Southern California
Bob Carter	Delaware, Maryland, E. Penn., Virginia, W. Virginia & D.C.
Balos Davis	Georgia, S. Carolina, N. Carolina
Doug Deutsch	Southern California, Utah
Dave Herrera	Northern California
Ray Jackson	New England states, New Jersey, New York
Gary Johnson	Southern California, Mexico
Al Kubski	Southern California
Tony Levato	Dakotas, Indiana, No. Illinois, Minnesota, Wisconsin
Tom McDevitt	Iowa, Missouri, Nebraska, Oklahoma, So. Illinois
Jeff McKay	Idaho, Montana, Oregon, Washington, Wyoming
Herb Raybourn	Northern Florida, Panama
Will Rutenschroer	Arkansas, Kentucky, Tennessee
Jerry Stephens	Michigan, Ohio, Western Pennsylvania
Terry Wetzel	New Mexico, Texas
Dennis Woody	Alabama, Florida Panhandle, Louisiana, Mississippi

Latin American Program

Luis Silverio	Supervisor
Pedro Salas	Panama
Johnny Ramos	Puerto Rico
Graciano Ravelo	Venezuela
Andres Lopez	Dominican Republic
Oscar Martinez	Dominican Republic
Diomedes Castellanos	Dominican Republic
Rafael Vasquez	Dominican Republic
Julio Alcalá	Colombia, South America

Al Kubski, who has been a scout for the Royals organization for 14 years, was named "Scout of the Year" for the Western Region for Major League Baseball at the Baseball Winter Meetings in Atlanta. He was selected by a vote of scouting directors, major league scouts, advance scouts, special assignment scouts and international scouts. His scouting experience also includes 10 years with Baltimore and 5 with California.

Special Assignment Scouts

Larry Doughty
225 Jefferson Drive
Pittsburgh, PA 15228

Jerry Terrell
1301 Sunny Creek Lane
Blue Springs, MO 64014

Stan Williams
4702 Hayter Avenue
Lakewood, CA 90712

National Cross-Checkers

Allard Baird
5161 Collins Ave. #1102
Miami Beach, FL 33140

Guy Hansen
3876 Redrock Street
Las Vegas, NV 89103

Chuck McMichael
3617 East Cholla
Phoenix, AZ 85028

Regional Scouting Supervisors

Carl Blando
4385 Winner Circle #1125
Sarasota, FL 34238

Steve Flores
32197 Callesito Fadrique
Temecula, CA 92592

Ken Gonzales
2204 North 88th Street
Kansas City, KS 66109

Territorial Scouting Supervisors

Frank Baez
3760 Hammel Street
Los Angeles, CA 90063

Gary Johnson
3115 Coolidge Avenue
Costa Mesa, CA 92626

Herb Raybourn
7107 14th Ave. NW
Bradenton, FL 34209

Bob Carter
2076 Gomer Road
Chambersburg, PA 17201

Al Kubski
1565 Sunrise Circle
Carlsbad, CA 92008

Wil Rutenschroer
1840 Ebenezer Road
Cincinnati, OH 45233

Balos Davis
1205 Wembley Drive
Charlotte, NC 28205

Tony Levato
620 Hauert Street
Peotone, IL 60468

Jerry Stephens
6275 Potomac Circle
West Bloomfield, MI 48322

Doug Deutsch
1649 Bimini Place
Costa Mesa, CA 92626

Tom McDevitt
414 Cedar Drive
Charleston, IL 61920

Terry Wetzal
P.O. Box 102
Sugarland, TX 77487

Dave Herrera
31 Hightree Court
Danville, CA 94526

Jeff McKay
433 Pinto Way
Eugene, OR 97401

Dennis Woody
6708 Chimney Top Drive S.
Mobile, AL 36695

Ray Jackson
13374 Coyle
Detroit, MI 48227

Latin American Program

Luis Silverio
Prolongacion 2 Casa #7V
Los Llanos De Gurabo
Santiago, DR.

Graciano Ravelo
Calle 10
Edf. Jazmin, Apt. 18B
Los Jardines, El Valle
Caracas, Venezuela

Diomedes Castellanos
Calle C #12 Cuidad Agraria
Prolongacion #27
Santo Domingo, DR

Pedro Salas
1891 Plaza NY, 50 Street
Panama 1, Panama

Andres Lopez
Calle 3ra Casa #11
Buenos Aires, Herrera, DR

Rafael Vasquez
Calle Sagrario Diaz #113
Villa Verde
La Romana, DR

Johnny Ramos
31 Bloque 30 #26
Villa Asturias
Carolina, PR 00983

Oscar Martinez
Calle 16 de Agosto #66
Villa Vasquez, DR

Julio Alcalá
Torices Primer Callejon del
Papayal #1351
Cartagena, Colombia, S.A.

Part-Time Scouts

John Brickley
223 East Foster Street
Melrose, MA 02176

Richard Graves
6777 Frances Street
Riverside, CA 92506

Mike Paustian
3203 Joshua Avenue
Clovis, CA 93611

Jason Bryans
8422 Unit 2, Little River Rd
Windsor, Ontario N8S-2B5

Joe Karp
20214 103 Place N.E.
Bothell, WA 98011

Bill Price
8507 Shenandoah Drive
Austin, TX 78753

Gary Coleman
707 Savannah
Lee's Summit, MO 64081

Bob Koontz
218 North 2nd Street
McConnellsburg, PA 17233

Harry Pritikin
6408 East Juniper Avenue
Scottsdale, AZ 85254

Greg Durrant
1113 Paseo Marguerita
Chula Vista, CA 91910

Mike Lee
2823 College Avenue #6
Conway, AR 72032

Ken Roland
131 South 17th Street
Fernandina Beach, FL 32034

Joe Emanuele
508 Cascade Road
Forest Hills, PA 15221

Steve Markovich
1719 Forest Haven Blvd.
Edison, NJ 00817

Eric Schifferdecker
12167 Vivacite Walk Apt. A
Creve Coeur, MO 63146

Tom Ferrick
517 Harrington Road
Havertown, PA 19083

Tom Murphy
3633 West 84th Place
Chicago, IL 60652

Steve Smith
1731 Newton Road
Marietta, GA 30066

Hector Garcia
1420 Wood Road #5B
Bronx, NY 10462

Buck O'Neil
3049 East 32nd Street
Kansas City, MO 64126

Gerald Turner
3350 Lockmoor
Dallas, TX 75220

OMAHA ROYALS

The Omaha Royals posted a 70-74 record in the American Association, placing 3rd in the Western Division, 15 games out of 1st place. The team hit at a .274 clip (3rd in the league) while posting the 7th best ERA at 4.47 in the 8-team league. 1st baseman Bob Hamelin was among the league leaders in 4 categories: games (T1st-137), walks (1st-82), home runs (4th-29) and fielding percentage at 1st base (.991). Infielders Terry Shumpert (1st-36) and Jose Mota (T4th-27) were among the leaders in stolen bases. Shumpert tied for 9th in the loop with a .300 batting average. Despite battling cancer at the end of the season, Keith Brown paced the pitching staff with 13 victories. Hamelin was the Royals' lone selection on the Association's post-season all-star team. Rick Reed, Karl Rhodes, Brown and Shumpert were selected to the American League affiliate squad for the 6th annual Triple-A All-Star Game.

BATTERS	AVG.	G	AB	R	H	2B	3B	HR	RBI	BB	SO	SB
Abner, Shawn	.248	37	133	14	33	6	2	2	16	8	20	2
Diaz, Kiki	.273	57	154	21	42	5	2	0	14	8	15	0
Hamelin, Bob	.259	137	479	77	124	19	3	29	84	82	94	8
Hiatt, Phil	.235	12	51	8	12	2	0	3	10	4	20	0
Howard, David	.255	47	157	15	40	8	2	0	18	7	20	3
Kingery, Mike	.263	116	399	61	105	19	5	10	41	36	24	9
Knapp, Mike	.290	70	200	22	58	7	0	2	19	34	32	2
Koslofski, Kevin	.276	111	395	58	109	22	5	7	45	43	73	15
Long, Kevin	.255	17	51	7	13	2	0	0	4	2	13	3
McGinnis, Russ	.291	78	275	53	80	20	2	16	54	42	44	1
Miller, Keith	.292	6	24	2	7	1	1	0	2	0	2	1
Mota, Jose	.282	105	330	46	93	11	2	3	35	34	34	27
Ortiz, Javier	.250	3	8	0	2	0	0	0	2	1	1	0
Pulliam, Harvey	.264	54	208	28	55	10	0	5	26	17	36	1
Rhodes, Karl	.318	88	365	81	116	31	2	23	64	38	60	10
Rohrmeier, Dan	.248	118	432	51	107	23	3	17	70	23	59	2
Rossy, Rico	.298	37	131	25	39	10	1	5	21	20	19	3
Santovenia, Nelson	.237	81	274	33	65	13	0	11	42	12	50	0
Shumpert, Terry	.300	111	413	70	124	29	1	14	59	41	62	36
Stephenson, Phil	.306	20	72	12	22	7	1	4	8	5	12	0
Vindivich, Paul	.000	2	2	0	0	0	0	0	0	0	1	0
Wilson, Craig	.278	65	234	26	65	13	1	3	28	20	24	7

PITCHERS	W-L	ERA	G	GS	CG	SHO	SV	IP	H	R	ER	BB	SO
Ahern, Brian	1-2	5.68	6	5	0	0	0	19.0	18	17	12	13	16
Boddicker, Mike	0-2	4.60	3	3	0	0	0	15.2	18	9	8	4	12
Brown, Keith	13-8	4.84	26	25	1	0	0	148.2	166	85	80	36	98
Burgos, Enrique	2-4	3.16	48	0	0	0	9	62.2	36	26	22	37	91
Campbell, Jim	3-5	5.04	27	4	0	0	0	55.1	72	33	31	17	33
Clark, Dera	4-4	4.37	51	0	0	0	5	82.1	86	43	40	30	53
Curry, Steve	6-7	4.88	33	21	1	0	0	145.2	141	86	79	56	91
DiPino, Frank	1-2	2.78	15	0	0	0	1	22.2	21	9	7	4	9
Gardner, Mark	4-2	2.79	8	8	1	0	0	48.1	34	17	15	19	41
Haney, Chris	6-1	2.27	8	7	2	0	0	47.2	43	13	12	14	32
Magnante, Mike	2-6	3.67	33	13	0	0	2	105.1	97	46	43	29	74
Meacham, Rusty	0-0	4.82	7	0	0	0	0	9.1	10	5	5	1	10
Pierce, Eddie	0-2	5.45	12	2	0	0	0	34.2	40	24	21	13	20
Rasmussen, Dennis	7-8	5.03	17	17	3	1	0	105.2	124	68	59	27	59
Reed, Rick	11-4	3.09	19	19	3	2	0	128.1	116	48	44	14	58
Roesler, Mike	1-1	6.16	4	3	0	0	0	19.0	21	14	13	10	6
Samper, Bill	1-2	3.41	33	0	0	0	8	37.0	37	16	14	13	34
Sanchez, Alex	2-8	8.12	16	9	1	0	0	51.0	62	46	46	28	31
Shifflett, Steve	3-3	4.98	43	0	0	0	5	56.0	78	34	31	15	31
Stieb, Dave	3-3	6.42	9	8	1	1	0	47.2	62	37	34	12	18

MEMPHIS CHICKS

The Memphis Chicks struggled to a pair of last place finishes in the Western Division of the Southern League in 1993. The Chicks posted a 33-38 record in the 1st half, then logged a 30-39 record in the 2nd half for an overall mark of 63-77. Memphis had a .265 team batting average, 3rd in the 10-team field, but a 4.32 team ERA, last in the league. The Chicks had 3 players among the top dozen in the league in hitting: Adam Casillas (5th-.304), Joe Randa (T9th-.295) and Les Norman (T11th-.291). Casillas was tied for 2nd in doubles with 33 while Norman was 5th in RBI (81), tied for 1st in extra base hits (54) and 5th in doubles (32). Mike Fyhrie was the club's top hurler with 11 wins (T4th), a 3.56 ERA (9th) and 3 complete games (T4th). Randa (3B) and Norman (OF) were named to the post-season All-Star squad. Randa and Norman also played in the Double-A All-Star Game with Norman earning "Star of Stars" honor for the contest.

BATTERS	AVG.	G	AB	R	H	2B	3B	HR	RBI	BB	SO	SB
Casillas, Adam	.304	126	450	53	137	33	6	4	50	59	18	3
Cole, Butch	.257	80	292	33	75	16	0	2	36	13	39	5
Colvard, Benny	.236	56	182	20	43	10	0	4	27	8	39	0
Dempsey, John	.250	1	4	0	1	0	0	0	0	1	2	0
Diaz, Carlos	.215	54	163	13	35	3	0	3	25	3	33	1
Diaz, Kiki	.282	21	78	12	22	2	0	0	5	13	7	1
Garber, Jeff	.281	81	253	40	71	13	0	12	32	26	61	1
Guerrero, Mike	.265	24	68	7	18	6	0	0	4	4	7	0
Halter, Shane	.258	81	306	50	79	7	0	4	20	30	74	4
Jaster, Scott	.251	55	183	24	46	11	1	6	23	19	41	6
Jennings, Lance	.205	98	327	27	67	11	0	4	33	21	83	0
Johnson, Mark	.197	61	213	24	42	4	3	5	22	14	24	6
Long, Kevin	.272	79	301	47	82	14	6	1	20	37	56	7
May, Lee	.205	14	39	3	8	0	0	0	3	0	16	2
Mota, Domingo	.214	56	196	22	42	7	3	1	16	11	48	10
Norman, Les	.291	133	484	78	141	32	5	17	81	50	88	11
Randa, Joe	.295	131	505	74	149	31	5	11	72	39	64	8
Tucker, Mike	.279	72	244	38	68	7	4	9	35	42	51	12
Vitiello, Joe	.288	117	413	62	119	25	2	15	66	57	95	2

PITCHERS	W-L	ERA	G	GS	CG	SHO	SV	IP	H	R	ER	BB	SO
Ahern, Brian	4-9	5.34	18	18	0	0	0	97.2	113	69	58	46	63
Bevil, Brian	3-3	4.36	6	6	0	0	0	33.0	36	17	16	14	26
Bittiger, Jeff	1-0	1.59	2	2	0	0	0	11.1	6	2	2	3	11
Campbell, Jim	1-1	5.82	11	0	0	0	1	21.2	23	14	14	10	11
Casillas, Adam	0-1	9.00	3	0	0	0	0	3.0	7	3	3	0	1
Chrisman, Jim	0-0	4.66	8	0	0	0	0	19.1	20	11	10	5	15
Fyhrie, Mike	11-4	3.56	22	22	3	0	0	131.1	143	59	52	59	59
Givens, Brian	1-3	4.58	14	4	0	0	2	35.1	37	22	18	11	29
Harris, Doug	3-6	4.67	22	12	1	0	0	86.2	99	52	45	13	38
Karchner, Matt	3-2	4.20	6	5	0	0	0	30.0	34	16	14	4	14
Landress, Roger	3-4	3.14	26	0	0	0	2	51.2	55	21	18	15	25
Lieber, Jon	2-1	6.86	4	4	0	0	0	21.0	32	16	16	6	17
Limbach, Chris	3-4	2.73	42	5	0	0	6	92.1	85	34	28	22	82
Micell, Danny	6-4	4.60	40	0	0	0	7	58.2	54	30	30	39	68
Morton, Kevin	3-6	4.81	20	9	1	0	1	73.0	88	48	39	29	59
Myers, Rodney	3-6	5.62	12	12	1	1	0	65.2	73	46	41	32	42
Perez, Vladimir	1-0	3.00	18	1	1	1	3	42.0	37	15	14	11	35
Peters, Doug	1-2	5.87	6	6	0	0	0	23.0	32	16	15	10	14
Piatt, Doug	0-1	8.78	11	0	0	0	0	13.1	19	13	13	6	8
Pierce, Eddie	6-5	3.74	37	2	0	0	1	67.1	65	35	28	34	53
Richards, Dave	0-1	3.68	7	3	0	0	1	22.0	12	9	9	12	24
Roesler, Mike	2-1	2.38	3	3	2	1	0	22.2	11	7	6	4	16
Sanchez, Alex	1-4	4.37	15	10	0	0	0	70.0	64	36	34	35	47
Ventura, Jose	2-5	3.94	20	12	0	0	0	82.1	88	40	36	45	61
Wagner, Hector	2-4	4.50	10	4	0	0	0	36.0	38	19	18	4	19

WILMINGTON BLUE ROCKS

Wilmington earned a spot in the Carolina League playoffs after winning the Northern Division's 1st half with a 44-25 record. The Blue Rocks finished last in the 4-team division in the 2nd half with a 30-40 mark, for an overall record of 74-65, 2nd best in the 8-team league. The Blue Rocks knocked out Frederick, 2 games to 0 to advance to the championship round where they lost the best-of-5 finals to Winston-Salem, 3 games to 1. Wilmington logged a .258 team batting average, 3rd in the league, and a 3.33 ERA, 2nd in the loop. Darren Burton was among the league leaders in at-bats (2nd-549), hits (3rd-152) and stolen bases (4th-30), while Raul Gonzalez was tied for 2nd in doubles with 30. Jon Lieber (3rd-2.67) and Robert Toth (5th-2.91) had 2 of the top 5 ERA's in the league. Jeff Smith was 2nd in the loop with 24 saves and 3rd with 62 relief points. Brian Harrison was the club's top winner with 13 victories. Pitchers Harrison, Smith and Toth, catcher Chad Strickland and outfielder Gonzalez participated in the mid-season Carolina League All-Star Game. Ron Johnson managed the Northern Division squad.

BATTERS	AVG.	G	AB	R	H	2B	3B	HR	RBI	BB	SO	SB
Burton, Darren	.277	134	549	82	152	23	5	10	45	48	111	30
Caraballo, Gary	.303	39	145	20	44	8	3	2	26	20	25	3
Dando, Pat	.237	82	253	25	60	11	1	6	29	13	74	1
Dempsey, John	.176	18	34	3	6	2	0	0	4	2	5	0
Gonzalez, Raul	.269	127	461	59	124	30	3	11	55	54	58	13
Guerrero, Mike	.273	44	150	24	41	4	1	0	7	32	20	4
Halter, Shane	.299	54	211	44	63	8	5	5	32	27	55	5
Hinton, Steve	.247	104	344	43	85	11	1	8	42	46	79	4
Marshall, Jason	.240	92	279	34	67	13	2	1	27	18	49	0
Martinez, Ramon	.253	24	75	8	19	4	0	0	6	11	9	1
Mendoza, Francisco	.236	42	123	12	29	9	1	1	15	12	31	0
Mota, Domingo	.194	14	36	1	7	1	1	0	6	2	6	0
Smith, Tom	.214	92	295	33	63	11	2	5	32	28	92	5
Stewart, Andy	.277	110	361	54	100	20	3	8	42	26	88	7
Stewart, Brady	.217	87	258	22	56	6	0	0	21	14	61	7
Strickland, Chad	.249	122	409	51	102	16	6	2	46	23	46	4
Tucker, Michael	.305	61	239	42	73	14	2	6	44	34	49	12
Walker, Hugh	.258	126	450	66	116	20	3	21	71	34	106	14

PITCHERS	W-L	ERA	G	GS	CG	SHO	SV	IP	H	R	ER	BB	SO
Baez, Francisco	1-2	5.05	28	0	0	0	1	35.2	38	22	20	12	29
Bevil, Brian	7-1	2.30	12	12	2	0	0	74.1	46	21	19	23	61
Bladow, David	3-2	4.83	30	0	0	0	1	50.1	45	29	27	24	33
Bunch, Melvin	5-3	2.33	10	10	1	0	0	65.2	52	22	17	14	54
Chrisman, Jim	3-0	2.16	24	1	0	0	0	41.2	35	11	10	17	33
Eddy, Chris	2-2	3.00	55	0	0	0	14	54.0	39	23	18	37	67
Fyhrie, Mike	3-2	3.68	5	5	0	0	0	29.1	32	15	12	8	19
Gross, John	11-10	3.60	28	28	2	1	0	175.0	180	91	70	55	100
Harrison, Brian	13-6	3.28	26	26	1	1	0	173.0	168	76	63	38	98
Hodges, Kevin	1-0	0.00	3	0	0	0	0	4.2	2	0	0	3	1
Huffman, Jason	0-0	3.38	4	0	0	0	0	5.1	7	6	2	0	1
Landress, Roger	2-2	3.86	20	0	0	0	2	28.0	23	16	12	11	18
Lieber, Jon	9-3	2.67	17	16	2	0	0	114.2	125	47	34	9	89
Perez, Dario	3-9	4.06	33	3	0	0	1	68.2	77	41	31	14	56
Rea, Shayne	0-2	6.64	11	1	0	0	0	20.1	23	18	15	13	11
Smith, Jeff	2-7	3.94	51	0	0	0	24	64.0	66	33	28	25	60
Toth, Robert	8-7	2.91	25	24	0	0	0	151.2	129	57	49	40	129
Wagner, Hector	1-7	3.38	13	13	0	0	0	69.1	71	30	26	10	37

ROCKFORD ROYALS

The Rockford Royals logged the 2nd best record in the 14-team Midwest League with a 78-54 mark. The Royals qualified for the playoffs after winning the Northern Division's 1st half with a 43-22 record. Rockford was 35-32 in the 2nd half, finishing in a tie for 3rd. The Royals were eliminated in the 1st round of the playoffs by South Bend, 2 games to 0. Rockford tied for 1st in the league with a .269 team batting average and tied for 6th with a 3.61 team ERA. Rockford led all minor league teams in stolen bases with 239. The Royals had the league's 10th, 11th, 12th and 14th best hitters for average: Steve Murphy (.292), Ryan Long (.290), Johnny Damon (.290) and Steve Sisco (.287). Damon was also among the league leaders in runs (5th-82), triples (1st-13), at-bats (4th-501), hits (2nd-148) and stolen bases (2nd-59). Larry Sutton was 1st in walks (95) and on-base percentage (.424), while Ramy Brooks was tied for 2nd in doubles (34) and 5th in extra-base hits (51). Chris Sheehan posted a 2.85 ERA, 6th in the league. Damon was selected to an outfield position on the post-season all-star team and was named the league's Prospect of the Year. Mel Bunch, Rodney Myers, Sisco and manager Mike Jirschele were elected to represent the Northern Division in the All-Star Game. Sisco claimed the game-winning RBI in the 9th inning and received the MVP award. Sutton and Sisco were selected as the top defensive players at their position, Damon was the Most Exciting Player and Jirschele was named the Best Manager Prospect in *Baseball America's* "Tools of the Trade."

BATTERS	AVG.	G	AB	R	H	2B	3B	HR	RBI	BB	SO	SB
Antoon, Jeff	.278	60	205	27	57	13	1	2	35	12	41	3
Brooks, Ramy	.255	120	415	74	106	34	2	15	65	60	91	14
Damon, Johnny	.290	127	511	82	148	25	13	5	50	51	83	59
Delaney, Sean	.178	20	45	7	8	0	0	0	2	2	15	1
Good, Thomathan	.188	9	32	3	6	0	0	0	2	3	7	3
Hauswirth, Trenton	.171	37	105	6	18	3	0	0	14	15	42	0
Long, Ryan	.290	107	396	46	115	27	6	8	68	16	76	16
Montilla, Julio	.273	84	289	34	79	13	3	2	27	18	38	6
Morillo, Cesar	.260	101	327	47	85	13	3	3	36	30	65	4
Murphy, Steve	.292	110	349	56	102	17	5	2	49	48	69	29
Myers, Rod	.259	129	474	69	123	24	5	9	68	58	117	49
Newhouse, Andre	.240	94	271	42	65	18	0	2	28	26	68	24
Sisco, Steve	.287	124	460	62	132	22	4	2	57	42	65	25
Sutton, Larry	.269	113	361	67	97	24	1	7	50	95	65	3
Walls, Eric	.219	15	32	8	7	1	0	0	1	4	9	3

PITCHERS	W-L	ERA	G	GS	CG	SHO	SV	IP	H	R	ER	BB	SO
Bovee, Mike	5-9	4.21	20	20	2	0	0	109.0	118	58	51	30	111
Bunch, Melvin	6-4	2.12	19	11	1	0	4	85.0	79	24	20	18	71
Burley, Rick	4-2	5.26	9	6	0	0	0	37.2	43	26	22	26	15
Clinkscales, Sherard	5-3	6.75	20	13	0	0	0	61.1	57	58	46	83	46
Connolly, Chris	6-3	3.98	34	0	0	0	3	74.2	83	37	33	31	50
Delaney, Sean	0-0	0.00	1	0	0	0	0	1.0	0	0	0	1	2
Dickens, John	2-0	3.94	32	0	0	0	2	61.2	57	28	27	34	60
Dorlarque, Aaron	2-3	1.46	28	0	0	0	16	49.1	37	12	8	12	51
Downs, John	1-3	5.46	5	5	0	0	0	28.0	36	22	17	11	21
Evans, Bart	10-4	4.36	27	16	0	0	0	99.0	95	52	48	60	120
Haas, Jeff	4-2	3.90	24	4	1	1	2	67.0	67	37	29	21	37
Myers, Rodney	7-3	1.79	12	12	5	2	0	85.1	65	22	17	18	65
Page, Duane	2-0	5.87	16	0	0	0	2	23.0	27	18	15	13	16
Peters, Doug	2-2	3.11	11	7	0	0	0	46.1	46	25	16	13	34
Pittsley, Jim	5-5	4.26	15	15	2	1	0	80.1	76	43	38	32	87
Rawitzer, Kevin	3-0	1.50	5	5	0	0	0	30.0	23	7	5	11	34
Rusch, Glendon	0-1	3.38	2	2	0	0	0	8.0	10	6	3	7	8
Sheehan, Chris	9-5	2.85	30	12	2	0	5	116.2	97	40	37	22	99
Weglarz, John	5-5	2.83	23	4	0	0	3	63.2	47	22	20	23	74

EUGENE EMERALDS

Eugene (40-36) missed the Northwest League playoffs by 1 game, losing out to Boise in the season's final game on a pair of unearned runs for the South Division title. The Emeralds had the 2nd best pitching staff in the 8-team league with a 3.43 ERA, while hitting at a .240 clip, 6th in the loop. Braxton Hickman was the club's top hitter with a .299 average, 6th in the league. Oscar Jimenez had a .416 on-base percentage (T2nd) while Jeremy Carr stole 30 bases (2nd). Carlos Subero was the top defensive shortstop with a .945 fielding percentage. Kris Ralston paced the pitching staff with a 2.74 ERA (6th) and 7 wins (T4th). Mike Sweeney (C) and Sal Fasano (DH) made the post-season all-star team.

BATTERS	AVG.	G	AB	R	H	2B	3B	HR	RBI	BB	SO	SB
Byington, Jimmie	.259	53	170	23	44	5	0	8	32	14	45	9
Carr, Jeremy	.228	42	136	33	31	2	5	0	12	20	18	30
Cepeda, Malcolm	.091	4	11	1	1	0	0	0	2	2	4	0
Diaz, Lino	.251	53	183	19	46	7	1	1	23	13	25	6
Dunn, Bill	.187	40	123	13	23	2	0	1	6	22	21	8
Evans, Mike	.207	56	193	25	40	6	1	7	25	19	55	4
Fasano, Sal	.267	49	176	25	47	11	1	10	36	19	49	4
Gerald, Dwayne	.206	55	170	16	35	1	2	2	13	9	57	10
Good, Thomathan	.244	44	123	22	30	4	1	0	13	15	26	19
Hickman, Braxton	.299	67	234	30	70	16	1	5	30	27	48	1
Jimenez, Oscar	.266	62	184	34	49	15	2	5	18	40	65	16
Oglesby, Luke	.204	45	147	19	30	5	1	0	10	22	42	26
Rhone, O.J.	.272	48	125	12	34	9	0	0	8	4	29	7
Subero, Carlos	.243	68	251	23	61	5	0	1	21	18	50	6
Sweeney, Mike	.240	53	175	32	42	10	2	6	29	30	41	1
Wojtkowski, Steve	.238	6	21	1	5	1	0	0	2	0	4	1

PITCHERS	W-L	ERA	G	GS	CG	SHO	SV	IP	H	R	ER	BB	SO
Aminoff, Matt	0-1	3.60	17	0	0	0	2	40.0	41	19	16	17	42
Atkinson, Neil	2-3	4.34	23	4	0	0	3	47.2	50	28	23	26	43
Bacon, Rick	2-3	7.28	16	0	0	0	0	29.2	33	27	24	26	29
Brassington, Phil	1-3	2.42	11	8	0	0	1	48.1	35	14	13	19	32
Brewer, Nevin	3-0	0.97	10	8	0	0	0	37.0	26	7	4	17	31
Burley, Rick	3-3	3.00	22	2	0	0	2	45.0	30	18	15	24	42
Flury, Pat	2-2	3.27	27	0	0	0	7	33.0	25	15	12	22	34
Granger, Jeff	3-3	3.00	8	7	0	0	0	36.0	28	17	12	10	56
Grundy, Phil	3-5	3.26	15	13	0	0	0	69.0	68	31	25	37	61
Hogue, Jay	3-2	5.83	21	0	0	0	1	29.1	35	22	19	10	27
Kosman, Cody	3-2	3.00	16	0	0	0	2	30.0	27	11	10	22	29
Lopez, Andres	2-0	2.41	9	0	0	0	0	18.2	15	6	5	8	15
Ralston, Kris	7-3	2.74	15	15	1	0	0	82.0	52	29	25	36	75
Rawitzer, Kevin	1-0	0.50	6	4	0	0	0	18.0	13	1	1	5	20
Santos, Juan	0-2	11.66	9	0	0	0	0	14.2	18	20	19	14	12
Smith, Toby	1-1	2.35	14	0	0	0	4	23.0	14	8	6	7	31
Towns, Ryan	4-3	3.46	15	15	0	0	0	67.2	59	33	26	36	43

FLORIDA INSTRUCTIONAL LEAGUE: The Royals invited 35 of their top prospects to Ft. Myers, Florida, including 17 pitchers, 4 catchers, 8 infielders and 6 outfielders. They included:

PITCHERS: Justin Adam, Brian Bevil, Rick Burley, Melvin Bunch, Sherard Clinkscales, Chris Eddy, Bart Evans, Kenny Fitzpatrick, Pat Flury, Phil Grundy, Kevin Hodges, Rodney Nelson, Kris Ralston, Kevin Rawitzer, Ken Ray, Gelndon Rusch and Toby Smith.

CATCHERS: Sal Fasano, Lance Jennings, Andy Stewart and Mike Sweeney.

INFIELDERS: Dwayne Gerald, Shane Halter, Ryan Long, Felix Martinez, Joe Randa, Larry Sutton, Michael Tucker and Joe Vitiello.

OUTFIELDERS: Darren Burton, Johnny Damon, Tyrone Frazier, Oscar Jimenez, Steve Murphy and Rod Myers.

GULF COAST ROYALS

The Royals finished their season with a 29-30 record, good for 4th place in the Western Division of the Gulf Coast League, 10 1/2 games behind the front-running Rangers. The Royals had the 10th best record overall in the 15-team field. The Royals posted a team ERA of 2.72, 3rd best in the league, while hitting at a .242 clip, tied for 8th in the loop. C Carlos Mendez was the club's top batter with a .313 average, finishing in a tie for 5th in the league. He also tied for 4th with 4 home runs and was 2nd in the league throwing out basestealers at a 42 percent clip. 1B Paul Vindivich was 15th in the league's batting race with a .291 average. Kevin Hodges was the ace of the pitching staff, ranking 5th in the league in innings pitched with 71.0, 10th in ERA at 2.03 and tied for 1st with 7 wins. Glendon Rusch posted the loop's 5th best ERA at 1.60. Jason Huffman was the club's top reliever, logging 19 Rolands Relief Points, tying for the league's 8th best total.

BATTERS	AVG.	G	AB	R	H	2B	3B	HR	RBI	BB	SO	SB
Brandon, Jelani	.238	53	151	18	36	5	5	1	18	23	36	4
Burgos, Carlos	.333	3	3	0	1	0	0	0	2	0	0	0
Cepeda, Malcolm	.265	48	155	15	41	4	2	2	20	11	37	4
Dondero, Daron	.127	35	71	4	9	2	1	0	7	11	34	0
Frazier, Tyrone	.200	39	90	11	18	1	0	0	4	13	27	7
Kern, Mike	.169	39	89	7	15	4	1	1	6	5	24	1
Lopez, Miguel	.200	47	145	15	29	5	0	0	12	10	23	0
Martinez, Felix	.255	57	165	23	42	5	1	0	12	17	26	22
Martinez, Ramon	.237	37	97	16	23	5	0	0	9	8	6	3
McCoy, Justin	.148	39	81	3	12	2	1	0	7	3	22	0
Mendez, Carlos	.313	50	163	18	51	10	0	4	27	4	15	6
Mendoza, Francisco	.545	10	44	12	24	7	1	1	11	3	7	0
Payano, Adolfo	.325	40	114	23	37	7	1	0	8	8	16	15
Prieto, Alejandro	.246	45	114	14	28	3	0	0	6	9	13	4
Smith, Larry	.169	31	71	7	12	2	0	0	4	5	23	3
Vindivich, Paul	.291	52	175	24	51	9	4	3	26	4	33	1
Walls, Eric	.282	24	71	10	20	2	5	0	9	5	12	5
Weathersby, Len	.158	33	76	6	12	1	0	0	7	3	26	0
Wojtkowski, Steve	.143	26	70	9	10	3	0	0	1	13	12	3

PITCHERS	W-L	ERA	G	GS	CG	SHO	SV	IP	H	R	ER	BB	SO
Acevado, Milton	4-6	2.90	15	3	0	0	0	40.1	34	20	13	16	22
Anderson, Eric	1-4	4.03	12	7	1	0	0	44.2	47	34	20	19	18
Bennett, Matt	0-2	4.76	11	3	0	0	1	34.0	35	29	18	27	25
Brixey, Dustin	2-1	4.65	14	1	0	0	2	31.0	30	22	16	17	11
Campusano, Anibal	1-0	4.67	15	0	0	0	2	27.0	35	21	14	13	10
Downs, John	0-0	1.50	3	3	0	0	0	12.0	12	3	2	2	11
Fitzpatrick, Kenny	4-3	2.57	12	10	1	0	1	56.0	58	25	16	20	35
Givens, Brian	0-1	3.38	4	4	0	0	0	8.0	7	3	3	1	11
Hodges, Kevin	7-2	2.03	12	10	0	0	0	71.0	52	25	16	25	40
Huffman, Jason	2-0	0.79	13	0	0	0	5	22.2	14	8	2	13	21
Lopez, Andres	2-1	1.76	7	0	0	0	2	15.1	9	4	3	2	18
Page, Duane	0-0	0.00	2	0	0	0	0	4.0	2	0	0	3	2
Ray, Ken	2-3	2.28	13	7	0	0	0	47.1	44	21	12	17	45
Rea, Shayne	0-0	0.00	6	0	0	0	3	11.0	5	2	0	0	10
Rusch, Glendon	4-2	1.60	11	10	0	0	0	62.0	43	14	11	11	48
Smith, Jarred	0-5	3.22	12	1	0	0	0	22.1	19	13	8	16	16

1994 Royals Minor League Managers

Jeff Cox, Omaha Royals

Personal: Ht.: 5-11; Wt.: 175; Age: 38; Born: 11-9-55 in Los Angeles, California; **Resides:** West Covina, California; **Full Name:** Jeffrey Linton Cox; **Marital Status:** Single; **Named As Manager:** 11-1-89.

Career Highlights: Jeff enters his 3rd year as the manager at Triple-A Omaha and 6th as a manager in the Royals organization...managed Double-A Memphis from 1989-91...led the Chicks to the Southern League title in 1990 as Memphis defeated Orlando 3 games to 2 in the championship series...joined the Royals' system in 1988 as a coach at Eugene...he managed in the Pittsburgh Pirates' organization in 1987 and '88...led Watertown of the New York-Penn League to the McNamara Division Title in 1987...spent 3 years in the Cincinnati organization...was a player-coach at Vermont in 1984 before assuming full-time coaching duties in 1985...managed the Reds' Rookie Pioneer League team in Billings in 1986...Jeff's pro baseball career began in 1974 and included major league service with Oakland in 1980 and 1981.

Managerial Record

Year	Club	Class	Finish	Won	Lost	Pct.
1986	Billings	Rookie	5th	31	39	.443
1987	Watertown	Short-A	1st	44	32	.579
1988	Augusta	A	2nd	44	26	.629
1989	Memphis	AA	5th/3rd	59	84	.413
1990	Memphis	AA	1st/5th	73	71	.507
1991	Memphis	AA	5th/2nd	61	83	.424
1992	Omaha	AAA	3rd	67	77	.465
1993	Omaha	AAA	3rd	70	74	.480

Playing Career

YEAR CLUB	AVG.	G	AB	R	H	2B	3B	HR	RBI	BB	SO	SB
2-Yr. M.L. Totals	.213	61	169	20	36	3	0	0	9	14	23	8

Ron Johnson, Memphis Chicks

Personal: Ht.: 6-3; Wt.: 225; Age: 38; Born: 3-23-56 in Long Beach, California; **Resides:** Ft. Myers, Florida; **Full Name:** Ronald David Johnson; **Children:** Savannah and Christopher; **Named as Manager:** 12-3-91.

Career Highlights: Ron will manage the Royals AA club in Memphis in 1994 after piloting the Class-A Wilmington club in 1993...at Wilmington he posted a 74-65 mark which included a 44-25 first place finish in the first half and a playoff berth...after serving as a coach at Baseball City from 1988-91, Ron managed the Royals' Class-A club in the Florida State League to a 71-60 mark and a wild-card playoff berth in 1992...began his professional career in the Royals' organization in 1978 when he was selected as the club's 24th pick in the June Free Agent Draft...played at Sarasota and Fort Myers in 1978 and Ft. Myers and Jacksonville in 1979...was 3rd in the Florida State League with a .307 average in 1979 and a member of the league's All-Star team...set a Southern League record for most doubles (40) and was 2nd in RBI (104) at Jacksonville in 1980...appeared in 8 games with Kansas City in 1982 hitting .286 and 9 games in 1983 hitting .259...played with Indianapolis and Montreal in 1984 before finishing his playing career with 4 clubs in 1985...joined the Royals minor league system as a coach at Fort Myers in 1986 before moving to Baseball City in 1987...Ron graduated from Garden Grove (CA) High and attended Fresno State University.

Managerial Record

Year	Club	Class	Finish	Won	Lost	Pct.
1992	Baseball City	A	2nd/2nd	71	60	.542
1993	Wilmington	A	1st/4th	74	65	.530

Playing Career

YEAR CLUB	AVG.	G	AB	R	H	2B	3B	HR	RBI	BB	SO	SB
3-Yr. M.L. Totals	.261	22	46	4	12	2	0	0	2	7	6	0

Mike Jirschele, Wilmington Blue Rocks

Personal: Ht.: 5-11; Wt.: 195; Age: 35; Born: 3-3-59 in Clintonville, Wisconsin; **Resides:** Clintonville, Wisconsin; **Full Name:** Michael John Jirschele; **Married:** Sheri; **Children:** Jeremy and Jennifer; **Named as Manager:** 12-3-91.

Career Highlights: Mike begins his 3rd year as a manager in the Royals system and 1st at Class-A Wilmington of the Carolina League...led Rockford to the 2nd best record in the 14-team Midwest League in 1993...earned a playoff berth with a 43-22 first place finish in the first half...was named Manager-of-the-Year in the Gulf Coast League in 1992 after leading the Royals' Rookie League club to a 41-18 mark and a league championship ...also named the Dick Howser Award winner for outstanding contributions to the organization in the player development department in 1992...began his professional career in 1977 at Sarasota after being drafted in the 5th round of the June Free Draft by the Texas Rangers...played for 9 years in the Rangers system including 3 seasons at Triple-A Oklahoma City...signed as a free agent by Detroit on December 12, 1985 and released by the Tigers on April 4, 1986...did not play during the 1986 campaign, but rejoined the Rangers on December 14, 1986...after spending the 1987 season in Tulsa, he signed as a free agent with the Royals on August 12, 1988...played at Triple-A Omaha for the remainder of the season and spent the 1989 campaign at Omaha and Memphis...in 1990 he was a player-coach for Appleton...served as a coach for Class-A Appleton in 1991...Mike is a graduate of Clintonville (WI) High.

Managerial Career

Year	Club	Class	Finish	Won	Lost	Pct
1992	Gulf Coast	Rookie	1st	41	18	.695
1993	Rockford	A	1st/T3rd	78	54	.590

John Mizerock, Rockford Royals

Personal: Ht.: 5-11; Wt.: 190; Age: 33; Born: 12-8-60 in Punxsutawney, Pennsylvania; **Resides:** Punxsutawney, Pennsylvania; **Full Name:** John Joseph Mizerock III; **Marital Status:** Single; **Named as Manager:** 11-1-92.

Career Highlights: John begins his 2nd year as a manager in the Royals system and 1st at Class-A Rockford...managed the Royals' Short-Season A club in Eugene to a 40-36 record in 1993 after serving as a coach for the Emeralds in 1992...began his professional career in 1979 as the 1st round pick of the Houston Astros...topped Florida State League catchers with a .993 fielding percentage in 1981...named to Southern League All-Star team in 1982 while leading league catchers in games (122), putouts (762), assists (87) and total chances (865)...split time between Tucson (AAA) and Houston in 1983...hit first major league home run on August 16 at Cincinnati...played with Houston in parts of the 1985 and '86 seasons ...signed as free agent by Montreal on December 19, 1986...joined the Atlanta Braves organization as a free agent on April 3, 1987...played at Richmond (AAA) in 1987, '88 and '89 before being recalled by Atlanta on September 13, 1989...played in 11 games for Atlanta...spent his final professional season at Richmond in 1990...John is a 1979 graduate of Punxsutawney (PA) High.

Managerial Record

Year	Club	Class	Finish	Won	Lost	Pct.
1993	Eugene	Short-A	2nd	40	36	.520

Playing Career

YEAR CLUB	AVG.	G	AB	R	H	2B	3B	HR	RBI	BB	SO	SB
4-Yr. M.L. Totals	.186	103	231	24	43	9	2	2	24	38	42	0

Dick Howser Award

The Royals recognize a Player Development Department employee for outstanding contributions to the organization.

1987 - Jo Anne Joyce
 1988 - Joe Jones
 1989 - Carlos Tosca
 1990 - No Award
 1991 - Tom Poquette
 1992 - Mike Jirschele
 1993 - Ron Johnson

Brian Poldberg, Eugene Emeralds

Personal: Ht.: 6-4; Wt.: 205; Age: 34; Born: 5-16-57 in Omaha, Nebraska; **Resides:** Leavenworth, Kansas; **Full Name:** Brian John Poldberg; **Married:** Lori; **Named As Manager:** 10-14-93.

Career Highlights: Brian returns to the dugout in 1994 as the manager for the Royals' short-A club in Eugene...served as the minor league catching instructor in 1993...this is his 3rd stint as a manager in the Royals' system...coached at Class-A Appleton for one year before managing the club from 1988-89...managed Baseball City in 1990 before assuming the duties of hitting coach at Omaha in 1991...managed Class-AA Memphis in 1992 to a 71-73 record...he began his playing career in the Yankee system with Greensboro in 1980 and Nashville in 1981 and '82...named to play in the South Atlantic League All-Star game in 1980...signed by the Royals as a free agent, 2-9-83...played from 1983-85 as a catcher at Omaha (AAA). Brian is a native of Omaha, Nebraska and graduated from Thomas Jefferson High (Council Bluffs, Iowa)...he received his Bachelor of Science Degree in Business from Emporia State.

Managerial Record

Year	Club	Class	Finish	Won	Lost	Pct.
1988	Appleton	A	4th/6th	58	82	.414
1989	Appleton	A	6th/4th	67	68	.496
1990	Baseball City	A	3rd/3rd	60	78	.435
1992	Memphis	AA	3rd/4th	71	73	.490

Bob Herold, Gulf Coast Royals

Personal: Ht.: 6-0; Wt.: 175; Age: 45; Born: 10-2-48 in Omaha, Nebraska; **Resides:** Omaha, Nebraska; **Full Name:** Robert Roxley Herold; **Married:** Sondra; **Children:** Haley and Kiley; **Named as Manager:** 11-1-92.

Career Highlights: Bob begins his 2nd year as the manager of the Royals Gulf Coast League club...he managed the rookie squad to a 31-29 record and 2nd place finish in 1991 and a 29-30 record and 4th place finish in 1993...served as a coach at Omaha (AAA) in 1992...he also spent 4 years as a coach for the Royals rookie league club from 1987-90...began his professional career in the Royals organization as an outfielder and first baseman in 1971 at Kingsport, the Royals Appalachian League rookie club...spent the 1972 season as a player-coach for a semi-pro team in Boulder, Colorado before being named as an assistant coach at the University of Louisville for the 1973 and '74 seasons...he moved on to the University of Nebraska-Omaha where he served as an assistant coach from 1975-78...during that time he also played semi-pro baseball in Waynesboro, Virginia and Colorado Springs, Colorado...he resumed his professional playing career in 1978 in the Mexican League where he played for Morolen, Carrillo Puerto, Emiliano Zapata and Celeya from 1978-83...he returned to Omaha in 1984 where he was a player-coach for the semi-pro Omaha-Sirles until 1986...before joining the Royals in 1987 he served as an assistant coach at Creighton University in 1985 and '86...a native of Omaha, Nebraska, Bob graduated from Cathedral High...he received his Bachelor of Science Degree in Social Studies from the University of Nebraska-Omaha...he also earned his Master of Science Degree in Guidance and Counseling after attending the University of Louisville and the University of Nebraska.

Managerial Record

Year	Club	Class	Finish	Won	Lost	Pct.
1991	Gulf Coast	Rookie	2nd	31	29	.517
1993	Gulf Coast	Rookie	4th	29	30	.490

1994 Royals Minor League Coaches

Mike Alvarez, Omaha Royals

Mike Alvarez enters his 14th year in the Royals organization and 10th as a coach in the minor league system...the 35-year old Alvarez will handle the pitchers at Omaha for the 2nd straight season in 1994...was the pitching coach at Memphis in 1991 and '92 and at Baseball City from 1988-90...began his coaching career at Ft. Myers in 1985 following a 5-year minor league playing career...attended LSU majoring in Computer Science before signing with the Baltimore Orioles in 1980...Mike resides in Miami, Florida with his wife, Thelma and son, Kyle.

Tom Poquette, Omaha Royals

Tom begins his 2nd stint as a coach at Omaha after piloting the Memphis Chicks of the Southern League in 1993...joined the Royals minor league staff in 1988 as a coach for Omaha ...managed in 1991 at Eugene where he led the Emeralds to a 42-34 record...named the Dick Howser Award winner for outstanding contributions to the organization in the player development department...also named 1991 Northwest League Manager-of-the-Year...named the Midwest League Manager-of-the-Year after leading Class-A Appleton to the 1st-half Northern Division title in 1992...played with Kansas City in 1973, 1976-79 and 1982...Tom resides in Eau Claire, Wisconsin with his wife Sharon and children, Tommy Jr. and Renee.

Mike Mason, Memphis Chicks

Mike Mason is entering his 4th season as a pitching coach in the Royals minor league system and 2nd at Memphis (AA)...spent 2 seasons as a pitching coach at Appleton in the Midwest League...enjoyed a playing career that spanned 7 years with Texas, the Chicago Cubs and Minnesota...posted a 29-39 record with a 4.53 ERA from 1982-89...graduated Benilde-St. Margaret High in Minneapolis, Minnesota...attended Normandale (Bloomington, MN) Community College and Oral Roberts University...resides in Minnetonka, MN with his wife, Terri, son, Derek and daughter, Stephanie.

U.L. Washington, Memphis Chicks

Former Royals shortstop U.L. Washington begins his 3rd season as a coach at Memphis in 1994...spent 11 years in the big leagues batting .251 with 27 home runs and 255 RBI in 907 games...was the Royals shortstop from 1977-84 playing on 4 divisional and 1 American League championship clubs...played with Montreal in 1985 and Pittsburgh in 1986 and '87...managed Welland (Short-A) in the Pittsburgh Pirates organization in 1989...U.L. resides in Atoka, Oklahoma with his wife, Sandra, daughter, Shawnte and son, Christopher.

Gary Lance, Wilmington Blue Rocks

Gary Lance returns as the pitching coach at Wilmington in 1994...originally signed by the Royals as a non-drafted free agent in 1971...played in the organization from 1971-78 pitching briefly with Kansas City in 1977...posted an 0-1 mark and a 4.50 ERA...finished his pitching career in the Mexican League in 1981 and '82...has spent the last 10 years as a pitching coach in the Oakland (Albany, 1983, Idaho Falls, '83, Madison, '84, and Huntsville, '85), San Diego (Charleston '86-88, Wichita '89 and Las Vegas '90) and Montreal (Sumter '91 and Albany '92) organizations...attended the University of South Carolina...Gary, 45-years old, is single and resides in Columbia, South Carolina.

Sixto Lezcano, Wilmington Blue Rocks

Sixto Lezcano will spend his 2nd year in the Royals organization as a coach at Wilmington in the Carolina League...coached at Eugene in 1993...the former Major League outfielder played in 1291 games covering 12 seasons batting .271 with 148 home runs and 591 RBI...began his career with Milwaukee in 1974...played with the Brewers for 7 years before being traded to St. Louis in 1981...also played for San Diego (1982-83), Philadelphia (1983-84) and Pittsburgh (1985)...was a member of the Phillies World Championship team in 1983...played in Japan and in the Senior League...Sixto, 40-years old, resides in Rio Piedras, Puerto Rico with his wife, Mariangelly, sons, Michael, Steven and Sergio and daughter, Zurielle.

Tom Burgmeier, Rockford Royals

Former Royals pitcher Tom Burgmeier returns for his 4th season as a coach in the organization...was a coach at Kansas City in 1991 and at Eugene (Short-A) in 1992 before joining the Rockford staff in 1993...spent 17 years in the big leagues as a relief pitcher posting a 79-55 record with a 3.23 ERA and 102 saves...played with California, Kansas City, Minnesota, Boston and Oakland...top season came in 1980 when was 5-4 with a 2.00 ERA and 24 saves with Boston...joined the Royals after being selected in the 1969 Expansion Draft...pitched in KC until 1973...resides in Overland Park, Kansas with his wife, Sharon, daughter, Kristen and son, Bret.

Cliff Pastornicky, Rockford Royals

Former Royals infielder Cliff Pastornicky returns to the organization in 1994 as a coach at Rockford...Cliff began his career with the Royals in 1980 at Sarasota (Rookie)...made major league debut in 1983 with Royals...also played in Cleveland and Chicago White Sox organizations...coached at BYU from 1987-89...was an area scouting supervisor (Washington, Northern California, Nevada, Oregon) for the Seattle Mariners from 1989-93...received Bachelor's Degree in Physical Education from BYU in 1980...resides in Bellevue, Washington with his wife Jane and son, Tyler.

Theo Shaw, Eugene Emeralds

Theo Shaw enters his 3rd year as the pitching coach in the Royals' minor league system and 1st at Short-A Eugene...served as a coach for the Royals' Gulf Coast League club the past 2 seasons...joined the Royals staff after an 11-year minor league playing career...drafted in the 17th round of the 1980 June Free Agent Draft by the Royals...played 8 years in the Royals system before signing with Cleveland in December of 1987...traded to Seattle in April, 1989...graduated Proviso East High in Maywood, Illinois...Theo, 31-years old, resides in Lee's Summit, Missouri.

Rafael Santana, Eugene Emeralds

Rafael Santana is beginning his 3rd season as a coach in the Royals system and 1st at Eugene...spent the 1992 season at Baseball City and 1993 at Wilmington...originally signed as a free agent by the New York Yankees organization on August 31, 1976...made big-league debut in 1983...posted a .246 lifetime batting average in 661 games with St. Louis (1983), New York Mets (1984-87) and New York Yankees (1988-89)...spent the 1989 season on the Disabled List...was the starting shortstop on the Mets 1986 World Championship team...Rafael is 36-years old and resides in LaRomana, Dominican Republic.

Rick Keeton, Gulf Coast Royals

Rick "Buster" Keeton, a former pitcher in the Royals system, will serve as the pitching coach for the Royals rookie club in the Gulf Coast League in 1994...was the pitching coach at Eugene in his 1st year in the Kansas City organization...spent the 1991 and '92 seasons as a pitching coach in the Pittsburgh organization with Augusta (South Atlantic League) and Salem (Carolina League)...was a coach for Minnesota's Gulf Coast League club in 1990...began his playing career in the Milwaukee organization in 1978...pitched for the Brewers in parts of the 1980 and '81 seasons...traded to Houston in 1981 and then to Kansas City in 1983...played at Omaha for 2 1/2 years...coached at his high school alma mater, Western Hills, from 1987-90...Rick, 36-years old, resides in Bradenton, Florida with his wife, Andrea...he has a son, Josh and daughter, Danielle.

Jose Tartabull, Gulf Coast Royals

Jose Tartabull begins his 6th season in the Kansas City organization and his 4th as a coach for the Gulf Coast Rookie League club...spent the 1989 and '90 seasons as a scout and instructor for the Royals...played for the Kansas City Athletics, Boston and Oakland during his 9-year career...hit .261 in 749 career games from 1962-70 with 107 RBI and 81 stolen bases...played on the Red Sox 1967 World Series club...son, Danny is an outfielder for the New York Yankees...Jose, 55-years old, resides in Miami Lakes, Florida.

1994 Royals Minor League Instructors

Joe Jones, Coordinator of Instruction

Joe Jones begins his 16th year in the Royals organization and his 32nd in professional baseball...began his career with the Royals in 1979 as a manager at Jacksonville...managed Sarasota from 1980-83 before assuming his current duties as the Coordinator of Instruction...was the first base coach for Kansas City in 1987...prior to joining the Royals he was a manager in the Chicago White Sox system from 1970-78...played in the minor leagues from 1963-69...was a member of the 1962 National Championship team at the University of Michigan...Joe, 52-years old, resides in Sarasota, Florida with his wife, Carole...they have 2 sons, Kenneth and Timothy.

Jerry Cram, Pitching Instructor

Jerry Cram begins his 14th year in the Royals organization and 10th as the pitching instructor for the minor league system...began his professional career in 1967 at St. Cloud in the Minnesota organization...was selected by the Royals in the October, 1968 Expansion Draft...acquired by the New York Mets organization in February, 1973 in exchange for pitcher Barry Raziano and reacquired by Kansas City from New York in January, 1976 for pitcher Randy Hammon...appeared with Kansas City in 1969 and '76 and New York in 1974 and '75 posting an 0-3 record and a 3.02 ERA in 23 games...was the pitching coach at Omaha in 1981, '83 and '84 and Butte in 1982...Jerry, 46-years old, resides in Kissimmee, Florida with his wife Laurie.

Tom Burgess, Hitting Instructor

Tom Burgess is entering his 7th year as the hitting instructor for the Royals minor league system...a native of London, Ontario, Tom began his professional career with St. Louis in 1946...also played in the Pittsburgh and Los Angeles organizations...appeared in a total of 104 major league games with St. Louis in 1954 and Los Angeles in 1962...began his managerial career in 1972 at Modesto finishing first...also managed first-place clubs at Johnson City (1975), Tulsa (1982), Oklahoma City (1983) and Bristol (1985) ...named Manager-of-the-Year in 1972, '75, '82 and '85...Tom, 65-years old, resides in London, Ontario with his wife Dori...they have 2 children, Thomas and Cynthia.

Rich Dauer, Infield Instructor

Rich Dauer begins his 2nd season in the Royals organization as an infield instructor for the minor leagues...was a coach at Omaha during the 1993 campaign...spent the 1992 season as a roving minor league instructor for the Baltimore Orioles...after his playing career ended in 1986 he managed the San Bernadino Spirits in 1987...spent 2 seasons as the 3rd base coach for Colorado Springs...was a 2nd baseman for Baltimore for 11 years playing on the 1979 American League and 1983 World Series Championship teams...played on 2 National Championship teams at USC...Rich resides in Hinckley, Ohio with his wife, Chris and 3 daughters Casey, Kelsey and Katie.

Ewing M. Kauffman Award

The Royals recognize a Scouting Department employee for outstanding contributions to the organization.

1970 - Art Stewart	1982 - Gene Lamont
1971 - Rosey Gilhousen	1983 - Art Stewart
1972 - Dale McReynolds	1984 - Al Kubski
1973 - Spider Jorgenson	1985 - Dick Balderson
1974 - Tom Ferrrick	1986 - Ken Gonzales
1975 - John Sullivan	1987 - Carl Blando
1976 - Bill Fischer	1988 - Jerry Stephens
1977 - Al Diez	1989 - Brian Murphy
1978 - Art Lilly	1990 - No Award
1979 - Gary Blaylock	1991 - Bob Carter
1980 - Chris Rice	1992 - Chuck McMichael
1981 - Joe Sparks	1993 - Terry Wetzel

1994 Royals Minor Leaguers

Milton Daniel Acevedo, LHP

Ht.: 6-2; **Wt.:** 155; **Bats:** Left; **Throws:** Left.
Born: 8-29-73 in Villa Altigracia, Dominican Republic.
Resides: Villa Altigracia, Dominican Republic.
Acquired: Signed as a non-drafted free agent, 1-15-91
Signed By: Luis Silverio and Diomedes Castellanos

YEAR	CLUB	W-L	ERA	G	GS	CG	SHO	SV	IP	H	R	ER	BB	SO
1991	Gulf Coast	2-1	3.89	16	2	0	0	1	37.0	41	20	16	8	23
1992	Salcedo	5-2	2.08	10	10	0	0	0	56.1	39	20	13	41	59
	Lethbridge	0-1	9.45	5	0	0	0	0	6.2	8	7	7	9	7
1993	Gulf Coast	4-6	2.90	15	3	0	0	0	40.1	34	20	13	16	22

Justin James Adam, RHP

Ht.: 6-3; **Wt.:** 190; **Bats:** Right; **Throws:** Right.
Born: 8-22-74 in Windsor, Ontario, Canada.
Resides: Windsor, Ontario, Canada.
Acquired: Selected in 7th round of 1992 Free Agent Draft
Signed By: Jerry Stephens
Career Notes: Graduated Holy Names (Windsor) High, 1992...missed entire 1993 season with a broken right ankle.

YEAR	CLUB	W-L	ERA	G	GS	CG	SHO	SV	IP	H	R	ER	BB	SO
1992	Gulf Coast	0-1	7.15	13	1	0	0	0	22.2	24	22	18	29	18
1993									(Did Not Play)					

Brian Michael Ahern, RHP

Ht.: 6-0; **Wt.:** 205; **Bats:** Right; **Throws:** Right.
Born: 5-18-68 in Chicago Heights, Illinois.
Resides: Glenwood, Illinois.
Acquired: Selected in 5th round of 1989 June Free Agent Draft
Signed By: Tony Levato; **Scouted By:** Herb Raybourn,
Career Notes: Graduated Homewood Flossmoor High, 1986...attended University of Central Florida...his total of 13 wins were the most by a Royals minor league pitcher in 1992.

YEAR	CLUB	W-L	ERA	G	GS	CG	SHO	SV	IP	H	R	ER	BB	SO
1989	Eugene	4-5	3.41	13	13	0	0	0	71.1	78	36	27	23	54
1990	Appleton	2-9	5.12	12	11	1	0	0	63.1	85	46	36	22	38
1991	Appleton	2-4	4.93	10	9	1	1	0	49.1	53	29	27	24	22
	Baseball City	7-2	2.00	13	13	2	0	0	81.0	71	20	18	27	34
1992	Memphis	6-2	2.54	11	11	1	1	0	71.0	56	23	20	21	51
	Omaha	7-5	4.02	17	17	1	0	0	103.0	94	50	46	38	45
1993	Memphis	4-9	5.34	18	18	0	0	0	97.2	113	69	58	46	63
	Omaha	1-2	5.68	6	5	0	0	0	19.0	18	17	12	13	16

Eric Lee Anderson, RHP

Ht.: 6-1; **Wt.:** 190; **Bats:** Right; **Throws:** Right.
Born: 10-20-74 in Kansas City, Missouri.
Resides: Blue Springs, Missouri.
Acquired: Selected in 20th round of 1993 June Free Agent Draft
Signed By: Gary Coleman
Career Notes: Graduated Blue Springs (MO) High, 1993.

YEAR	CLUB	W-L	ERA	G	GS	CG	SHO	SV	IP	H	R	ER	BB	SO
1993	Gulf Coast	1-4	4.03	12	7	1	0	0	44.2	47	34	20	19	18

Neil Alton Atkinson, LHP

Ht.: 6-0; **Wt.:** 190; **Bats:** Left; **Throws:** Left.
Born: 1-14-71 in St. Paul, Minnesota.
Resides: San Antonio, Texas.
Acquired: Selected in 35th round of 1993 June Free Agent Draft
Signed By: Terry Wetzels and Bill Price
Career Notes: Graduated Madison (San Antonio, TX) High, 1989...attended University of Houston and St. Mary's University (San Antonio, TX).

YEAR	CLUB	W-L	ERA	G	GS	CG	SHO	SV	IP	H	R	ER	BB	SO
1993	Eugene	2-3	4.34	23	4	0	0	3	47.2	50	28	23	26	43

Brian Scott Bevil, RHP

Ht.: 6-3; Wt.: 190; Bats: Right; Throws: Right.

Born: 9-5-71 in Houston, Texas.

Resides: Houston, Texas.

Acquired: Selected in 30th round of 1990 June Free Agent Draft

Signed By: Terry Wetzel

Career Notes: Graduated McArthur (Houston, TX) High, 1989...graduated Angelina Community College, 1991...led Royals minor league system with 168 strikeouts in 1992...was 2nd in Midwest League in strikeouts.

YEAR CLUB	W-L	ERA	G	GS	CG	SHO	SV	IP	H	R	ER	BB	SO
1991 Gulf Coast	5-3	1.93	13	12	2	0	0	65.1	56	20	14	19	70
1992 Appleton	9-7	3.40	26	26	4	2	0	156.0	129	67	59	63	168
1993 Wilmington	7-1	2.30	12	12	2	0	0	74.1	46	21	19	23	61
Memphis	3-3	4.36	6	6	0	0	0	33.0	36	17	16	14	26

Jeffrey Scott (Jeff) Bittiger, RHP

Ht.: 5-10; Wt.: 175; Bats: Right; Throws: Right.

Born: 4-13-62 in Jersey City, New Jersey.

Resides: Colonia, New Jersey.

Acquired: Signed as a free agent, 8-28-93

Signed By: Joe Popek (New York Mets)

Career Notes: Originally selected by the New York Mets organization in 7th round of 1980 June Free Agent Draft...traded to Philadelphia Phillies in 1986 with Ronn Reynolds in exchange for Rodger Cole and Ronnie Gideon...lost 6-2 to San Diego in his major league debut on 9-1-86...recorded first win at Pittsburgh on 9-22-86...signed as a free agent by Atlanta on 12-20-86...signed as a free agent by Minnesota on 4-15-87...signed as a free agent by the Chicago White Sox on 1-22-88...traded to the Los Angeles Dodgers in exchange for Tracy Woodson on 11-9-89...signed as a free agent by Cleveland on 1-11-91...signed as a free agent by Oakland on 1-28-92...pitched with Rochester, an independent club in the Northern League, to begin the 1993 campaign before signing with Memphis.

YEAR CLUB	W-L	ERA	G	GS	CG	SHO	SV	IP	H	R	ER	BB	SO
1980 Little Falls	0-1	1.04	7	2	0	0	1	26.0	10	6	3	20	33
1981 Lynchburg	11-7	3.94	24	24	3	1	0	137.0	121	72	60	79	168
Jackson	2-1	1.09	4	4	1	1	0	33.0	24	4	4	8	27
1982 Jackson	12-5	2.96	25	25	3	1	0	164.0	106	59	54	94	190
1983 Tidewater	12-10	4.36	28	28	1	3	0	163.0	175	90	79	111	110
1984 Tidewater	8-8	3.88	24	23	3	0	0	134.2	124	72	58	53	70
1985 Tidewater	11-7	3.69	24	24	2	0	0	131.2	131	62	54	52	66
1986 Portland	13-8	4.15	27	26	6	0	0	171.1	181	83	79	58	101
Philadelphia	1-1	5.52	3	3	0	0	0	14.2	16	10	9	7	8
1987 Portland	12-10	3.40	26	24	9	2	0	180.0	171	84	68	57	94
Minnesota	1-0	5.40	3	1	0	0	0	8.1	11	5	5	0	5
1988 Vancouver	4-1	1.04	7	7	5	2	0	52.0	35	9	6	6	49
Chicago	2-4	4.23	25	7	0	0	0	61.2	59	31	29	29	33
1989 Vancouver	9-5	2.12	17	17	6	4	0	123.0	93	31	29	40	122
Chicago	0-1	6.52	2	1	0	0	0	9.2	9	7	7	6	7
1990 Albuquerque	15-6	4.15	28	26	2	0	0	154.0	162	78	71	62	125
1991 Colorado Springs	9-12	3.90	27	27	2	0	0	147.2	158	89	64	83	93
1992 Huntsville	10-5	3.09	17	17	0	0	0	102.0	89	42	35	44	94
Tacoma	3-3	2.72	9	9	0	0	0	46.0	51	15	14	28	24
1993 Rochester	5-4	4.48	12	12	3	0	0	66.1	68	38	33	27	67
Memphis	1-0	1.59	2	2	0	0	0	11.1	6	2	2	3	11
Major League Totals	4-6	4.77	33	12	0	0	0	94.1	95	53	50	40	53

David Gilbert Bladow, RHP

Ht.: 6-2; Wt.: 205; Bats: Right; Throws: Right.

Born: 10-14-69 in Norwalk, California.

Resides: Orange, California.

Acquired: Selected in 12th round of 1992 June Free Agent Draft

Signed By: Gary Johnson

Career Notes: Graduated Canyon (Anaheim Hills, CA) High, 1987...received a Bachelor of Arts Degree in Social Ecology from UC Irvine in 1992...named Northwest League Pitcher-of-the-Week, July 5-11, 1992.

YEAR CLUB	W-L	ERA	G	GS	CG	SHO	SV	IP	H	R	ER	BB	SO
1992 Eugene	4-5	3.94	13	12	0	0	0	75.1	78	43	33	24	55
1993 Wilmington	3-2	4.83	30	0	0	0	1	50.1	45	29	27	24	33

Michael Craig Bovee, RHP

Ht.: 5-10; Wt.: 200; Bats: Right; Throws: Right.

Born: 8-21-73 in San Diego, California.

Resides: San Diego, California.

Acquired: Selected in 6th round of 1991 June Free Agent Draft

Signed By: Al Kubski

Career Notes: Graduated Mira Mesa (San Diego, CA) High, 1991....named Midwest League Pitcher-of-the-Week, August 10-16, 1992.

YEAR CLUB	W-L	ERA	G	GS	CG	SHO	SV	IP	H	R	ER	BB	SO
1991 Gulf Coast	3-1	2.04	11	11	0	0	0	61.2	52	19	14	12	76
1992 Appleton	9-10	3.56	28	24	1	0	0	149.1	144	85	59	41	120
1993 Rockford	5-9	4.21	20	20	2	0	0	109.0	118	58	51	30	111

Jelani Zukar Brandon, OF

Ht.: 6-0; Wt.: 190; Bats: Right; Throws: Right.

Born: 3-21-74 in Cincinnati, Ohio.

Resides: Erlanger, Kentucky.

Acquired: Selected in 6th round of 1992 June Free Agent Draft

Signed By: Will Rutenschroer

Career Notes: Graduated Lloyd (Erlanger, KY) High, 1992...offered a football scholarship to play quarterback at the University of Cincinnati.

YEAR CLUB	AVG.	G	AB	R	H	2B	3B	HR	RBI	BB	SO	SB
1992 Gulf Coast	.244	30	82	14	20	4	1	0	8	11	24	6
1993 Gulf Coast	.238	53	151	18	36	5	5	1	18	23	36	4

Phillip John (Phil) Brassington, RHP

Ht.: 6-2; Wt.: 185; Bats: Right; Throws: Right.

Born: 4-19-70 in Canberra, Australia.

Resides: Wanniasa, Australia.

Acquired: Selected in 5th round of 1993 June Free Agent Draft

Signed By: Terry Wetzel

Career Notes: Graduated St. Edmunds College (Australia), 1988...attended Lamar University.

YEAR CLUB	W-L	ERA	G	GS	CG	SHO	SV	IP	H	R	ER	BB	SO
1993 Eugene	1-3	2.42	11	8	0	0	1	48.1	35	14	13	19	32

Nevin Albert Brewer Jr., RHP

Ht.: 6-4; Wt.: 195; Bats: Right; Throws: Right.

Born: 8-1-71 in Downey, California.

Resides: Wilmington, North Carolina.

Acquired: Selected in 24th round of 1993 June Free Agent Draft

Signed By: Balos Davis

Career Notes: Graduated E.A. Laney (Wilmington, NC) High, 1989...attended Anderson College and Southeastern Community College.

YEAR CLUB	W-L	ERA	G	GS	CG	SHO	SV	IP	H	R	ER	BB	SO
1993 Eugene	3-0	0.97	10	8	0	0	0	37.0	26	7	4	17	31

Dustin Wade Brixey, RHP

Ht.: 6-4; Wt.: 190; Bats: Right; Throws: Right.

Born: 10-16-73 in Jay, Oklahoma.

Resides: Jay, Oklahoma.

Acquired: Selected in 16th round of 1993 June Free Agent Draft

Signed By: Ray Jackson

Career Notes: Graduated Grove (OK) High, 1991...attended Northeastern Oklahoma Community College.

YEAR CLUB	W-L	ERA	G	GS	CG	SHO	SV	IP	H	R	ER	BB	SO
1993 Gulf Coast	2-1	4.65	14	1	0	0	2	31.0	30	22	16	17	11

Raymond Murle (Ramy) Brooks Jr., C

Ht.: 6-2; Wt.: 180; Bats: Right; Throws: Right.

Born: 4-12-70 in Norman, Oklahoma.

Resides: Blanchard, Oklahoma.

Acquired: Selected in 25th round of 1990 June Free Agent Draft

Signed By: Carl Blando

Career Notes: Graduated Blanchard (OK) High, 1988...attended University of Oklahoma...attended Connor (OK) Junior College...attended El Reno Junior College...finished 3rd in doubles and 5th in extra base hits (51) in Midwest League in 1993...led the Royals minor league system in doubles.

YEAR CLUB	AVG.	G	AB	R	H	2B	3B	HR	RBI	BB	SO	SB
1990 Eugene	.103	10	29	4	3	2	0	1	2	7	8	0
1991 Eugene	.209	38	110	12	23	6	1	3	17	14	33	0
1992 Eugene	.256	50	160	20	41	10	2	3	18	20	34	1
1993 Rockford	.255	120	415	74	106	34	2	15	65	60	91	14

Melvin Lynn Bunch Jr., RHP

Ht.: 6-1; Wt.: 165; Bats: Right; Throws: Right.

Born: 11-4-71 in Texarkana, Texas.

Resides: Texarkana, Texas.

Acquired: Selected in 15th round of 1992 June Free Agent Draft

Signed By: Terry Wetzel

Career Notes: Graduated Liberty-Eylau (Texarkana, TX) High, 1992...graduated Texarkana Community College, 1992...his combined 2.21 ERA in 1993 was 2nd lowest in the Royals minor league system...was also 2nd in strikeouts...named to Midwest League All-Star team.

YEAR CLUB	W-L	ERA	G	GS	CG	SHO	SV	IP	H	R	ER	BB	SO
1992 Gulf Coast	2-1	1.50	5	4	0	0	0	24.0	11	6	4	3	26
Eugene	5-3	2.78	10	10	0	0	0	64.2	62	23	20	13	69
1993 Rockford	6-4	2.12	19	11	1	0	4	85.0	79	24	20	18	71
Wilmington	5-3	2.33	10	10	1	0	0	65.2	52	22	17	14	54

Carlos J. Burgos Jr., C/1B

Ht.: 6-2; Wt.: 225; Bats: Right; Throws: Right.

Born: 6-13-72 in Fajardo, Puerto Rico.

Resides: Luquillo, Puerto Rico.

Acquired: Signed as a non-drafted free agent, 1-13-91

Signed By: Johnny Ramos

Career Notes: Graduated Isidro A. Sanchez High, 1990...father Carlos Sr. played in the Oakland Athletics organization in the late 60's.

YEAR CLUB	AVG.	G	AB	R	H	2B	3B	HR	RBI	BB	SO	SB
1991 Gulf Coast	.256	47	133	18	34	8	0	0	11	18	21	0
1992 Eugene	.176	31	102	6	18	2	0	0	12	8	18	1
Appleton	.206	22	68	3	14	1	0	0	7	3	6	0
1993 Gulf Coast	.333	3	3	0	1	0	0	0	2	0	0	0

Richard Lee (Rick) Burley, LHP

Ht.: 5-10; Wt.: 180; Bats: Right; Throws: Left.

Born: 8-7-72 in Cumberland, Maryland.

Resides: Corriganville, Maryland.

Acquired: Signed as a non-drafted free agent, 8-24-91

Signed By: Bob Carter

Career Notes: Graduated Mount Savage (MD) High, 1990...attended Allegheny Community College.

YEAR CLUB	W-L	ERA	G	GS	CG	SHO	SV	IP	H	R	ER	BB	SO
1992 Gulf Coast	4-3	3.79	15	8	0	0	1	54.2	59	31	23	26	51
1993 Eugene	3-3	3.00	22	2	0	0	2	45.0	30	18	15	24	42
Rockford	4-2	5.26	9	6	0	0	0	37.2	43	26	22	26	15

Jimmie Ray Byington, OF

Ht.: 6-0; Wt.: 170; Bats: Right; Throws: Right.

Born: 8-22-73 in Tulsa, Oklahoma.

Resides: Tulsa, Oklahoma.

Acquired: Selected in 19th round of 1993 June Free Agent Draft

Signed By: Ray Jackson

Career Notes: Graduated Union (Tulsa, OK) High, 1991...received Computer Science Degree from Seminole Junior College in 1993.

YEAR CLUB	AVG.	G	AB	R	H	2B	3B	HR	RBI	BB	SO	SB
1993 Eugene	.259	53	170	23	44	5	0	8	32	14	45	9

Carlos Enrique Cabarcas, C

Ht.: 5-10; Wt.: 160; Bats: Right; Throws: Right.

Born: 11-7-74 in Caracas, Venezuela.

Resides: Caracas, Venezuela.

Acquired: Signed as a non-drafted free agent, 11-12-92

Signed By: Chuck McMichael and Graciano Ravelo

YEAR	CLUB	AVG.	G	AB	R	H	2B	3B	HR	RBI	BB	SO	SB
1993	Salcedo	.147	37	75	11	11	3	0	0	9	18	19	3

George Anthony Canale IV, 1B/OF

Ht.: 6-1; Wt.: 195; Bats: Left; Throws: Right.

Born: 8-11-65 in Memphis, Tennessee.

Resides: Roanoke, Virginia.

Acquired: Signed as a free agent, 1-12-94

Signed By: Ken Califano and Phil Long (Milwaukee Brewers)

Career Notes: Graduated Cave Spring (Roanoke, VA) High, 1983...attended Virginia Tech University...selected in 6th round of 1986 June Free Agent Draft by Milwaukee Brewers...batted a career-high .326 at Helena in 1986...voted top defensive first baseman in California League by league managers in 1987...led American Association in total bases (245) and tied for league lead in triples and games played in 1989...also finished among league leaders in runs, slugging percentage, walks, doubles, at bats, home runs and hits...topped league first basemen with a .993 fielding percentage...promoted to Milwaukee on 9-1 and made major league debut on 9-3...made first start on 9-6 at California and homered off Dan Petry in his 2nd at bat for his first big league hit...spent most of the 1990 season at Denver before being recalled to Milwaukee on 9-4...opened 1991 campaign at Denver...was recalled on 8-9...traded to Montreal for Alex Diaz on 10-16...signed by the Cleveland Indians organization as a free agent on 4-28-92...began the 1992 season at Canton-Akron before being promoted to Colorado Springs on 7-5...opened the 1993 campaign at Charlotte (AAA)...was released by Cleveland on 7-19...signed as a free agent by the Colorado Rockies on 7-20 and finished the season at Colorado Springs of the Pacific Coast League.

YEAR	CLUB	AVG.	G	AB	R	H	2B	3B	HR	RBI	BB	SO	SB
1986	Helena	.326	65	221	48	71	19	0	9	49	54	65	6
1987	Stockton	.280	66	246	42	69	15	1	7	48	38	61	5
	El Paso	.257	65	253	38	65	10	2	7	36	20	69	3
1988	El Paso	.242	132	496	77	120	23	2	23	93	59	152	9
1989	Denver	.278	144	503	80	140	33	9	18	71	71	134	5
	Milwaukee	.192	13	26	5	5	1	0	1	3	2	3	0
1990	Denver	.254	134	468	76	119	18	6	12	60	69	103	12
	Milwaukee	.077	10	13	4	1	1	0	0	0	2	5	0
1991	Denver	.234	88	274	36	64	10	2	10	47	51	49	6
	Milwaukee	.176	21	34	6	6	2	0	3	10	8	6	0
1992	Canton-Akron	.304	54	194	46	59	10	1	15	49	30	37	2
	Colorado Springs	.294	46	163	33	48	12	2	5	31	16	27	0
1993	Charlotte	.216	73	208	32	45	8	0	6	27	26	47	2
	Colorado Springs	.287	39	115	15	33	9	1	5	15	10	20	2
Major League Totals		.164	44	73	15	12	4	0	4	13	12	14	0

Jeremy Alan Carr, 2B

Ht.: 5-10; Wt.: 170; Bats: Right; Throws: Right.

Born: 3-30-71 in El Segundo, California.

Resides: Boise, Idaho.

Acquired: Selected in 23rd round of 1993 June Free Agent Draft

Signed By: Floyd Chandler

Career Notes: Graduated El Segundo (CA) High, 1989...attended Cuesta Junior College and Cal-State Fullerton University.

YEAR	CLUB	AVG.	G	AB	R	H	2B	3B	HR	RBI	BB	SO	SB
1993	Eugene	.228	42	136	33	31	2	5	0	12	20	18	30

Eduardo Cedeno, INF

Ht.: 6-0; Wt.: 150; Bats: Right; Throws: Right.

Born: 3-16-74 in La Romana, Dominican Republic.

Resides: La Romana, Dominican Republic.

Acquired: Selected in Rule 5 Draft (Double A) from Auburn (Houston) to Memphis on 12-13-93.

Signed By: Adriano Rodriguez and Julio Linares (Houston Astros)

Career Notes: Originally signed as a non-drafted free agent by Houston Astros organization on 7-1-89.

YEAR CLUB	AVG.	G	AB	R	H	2B	3B	HR	RBI	BB	SO	SB
1990 La Romana	.216	39	116	12	25	6	2	1	10	6	18	2
1991 Gulf Coast	.191	33	110	11	21	4	0	0	10	2	36	5
1992 Gulf Coast	.209	47	153	18	32	10	1	0	12	12	34	13
1993 Auburn	.287	39	150	27	43	8	1	3	16	4	36	2
Asheville	.097	9	31	3	3	1	0	0	0	1	10	0

Malcolm Orlando Cepeda, 1B

Ht.: 6-1; Wt.: 185; Bats: Right; Throws: Right.

Born: 11-3-72 in Hato Rey, Puerto Rico.

Resides: Suisun City, California.

Acquired: Selected in 13th round of 1993 June Free Agent Draft

Signed By: Dave Herrera

Career Notes: Graduated Lake Howell (Orlando, FL) High, 1991...graduated Solano College, 1993...son of Orlando Cepeda who played for 17 years in the major leagues from 1958-1974.

YEAR CLUB	AVG.	G	AB	R	H	2B	3B	HR	RBI	BB	SO	SB
1993 Gulf Coast	.265	48	155	15	41	4	2	2	20	11	37	4
Eugene	.091	4	11	1	1	0	0	0	2	2	4	0

Israel Charles, RHP

Ht.: 6-3; Wt.: 160; Bats: Right; Throws: Right.

Born: 6-20-73 in La Higuera, El Seybo, Dominican Republic.

Resides: La Higuera, El Seybo, Dominican Republic.

Acquired: Signed as a non-drafted free agent, 4-10-91

Signed By: Luis Silverio and Rafael Vasquez

YEAR CLUB	W-L	ERA	G	GS	CG	SHO	SV	IP	H	R	ER	BB	SO
1991 Salcedo	1-4	8.18	17	4	0	0	0	33.0	44	43	30	32	21
1992 Salcedo	1-6	3.91	16	14	0	0	0	71.1	70	50	31	42	35
1993 Salcedo	2-8	4.92	15	13	0	0	0	71.1	78	54	39	34	44

James Franklin (Jim) Chrisman, RHP

Ht.: 6-1; Wt.: 195; Bats: Right; Throws: Right.

Born: 11-14-70 in Winchester, Virginia.

Resides: Charles Town, West Virginia.

Acquired: Signed as a non-drafted free agent, 8-18-89

Signed By: Bob Carter

Career Notes: Graduated Jefferson (WV) High, 1989.

YEAR CLUB	W-L	ERA	G	GS	CG	SHO	SV	IP	H	R	ER	BB	SO
1989 Boardwalk	3-0	2.40	8	0	0	0	1	15.0	12	5	4	3	10
1990 Gulf Coast	2-0	3.86	8	0	0	0	1	16.1	14	8	7	8	10
Appleton	3-1	6.16	11	0	0	0	0	19.0	24	14	13	12	16
Baseball City	0-0	4.50	2	0	0	0	0	4.0	4	2	2	1	4
1991 Appleton	7-5	2.55	47	0	0	0	4	88.1	61	30	25	47	90
1992 Baseball City	3-1	3.63	32	3	0	0	0	67.0	56	31	27	28	40
1993 Wilmington	3-0	2.16	24	1	0	0	0	41.2	35	11	10	17	33
Memphis	0-0	4.66	8	0	0	0	0	19.1	20	11	10	5	15

Lester Sherard (Sherard) Clinkscales, RHP

Ht.: 6-1; Wt.: 210; Bats: Right; Throws: Right.

Born: 4-15-70 in Indianapolis, Indiana.

Resides: Indianapolis, Indiana.

Acquired: Selected as a sandwich pick between first and second round (31st overall) in 1992 June Free Agent Draft

Signed By: Tony Levato

Career Notes: Graduated Brebeuf Prep, 1989...attended Purdue University... father, Lester Sr., played in the Chicago White Sox organization.

YEAR CLUB	W-L	ERA	G	GS	CG	SHO	SV	IP	H	R	ER	BB	SO
1992 Eugene	2-3	6.15	12	11	0	0	0	52.2	54	47	36	36	58
1993 Rockford	5-3	6.75	20	13	0	0	0	61.1	57	58	46	83	46

George Edwin (Butch) Cole Jr., OF/3B

Ht.: 6-1; Wt.: 180; Bats: Right; Throws: Right.

Born: 5-14-69 in Munich, Germany.

Resides: Kansas City, Kansas.

Acquired: Signed as a non-drafted free agent, 8-28-89

Signed By: Gary Coleman

Career Notes: Graduated Washington (KS) High...attended Kansas City Kansas Community College...was named Player-of-the-Week in Florida State League, July 27-August 2, 1992.

YEAR CLUB	AVG.	G	AB	R	H	2B	3B	HR	RBI	BB	SO	SB
1990 Appleton	.232	34	112	16	26	2	2	0	10	5	15	3
1991 Appleton	.237	53	190	20	45	7	0	3	24	8	27	10
Baseball City	.292	43	137	19	40	2	1	1	15	7	18	8
1992 Baseball City	.298	90	292	43	87	16	0	2	38	13	33	10
1993 Memphis	.257	80	292	33	75	16	0	2	36	13	39	5

Christopher John (Chris) Connolly, LHP

Ht.: 6-1; Wt.: 190; Bats: Left; Throws: Left.

Born: 12-4-70 in Bayside, New York.

Resides: Lynchburg, Virginia.

Acquired: Selected in 15th round of 1991 June Free Agent Draft

Signed By: Bob Carter

Career Notes: Graduated E.C. Glass (Lynchburg, VA) High, 1988...attended Radford University.

YEAR CLUB	W-L	ERA	G	GS	CG	SHO	SV	IP	H	R	ER	BB	SO
1991 Eugene	1-2	3.71	21	0	0	0	2	51.0	40	30	21	41	45
1992 Appleton	0-0	5.16	20	0	0	0	0	22.2	28	16	13	14	12
1993 Rockford	6-3	3.98	34	0	0	0	3	74.2	83	37	33	31	50

Radhames Flores Cruz, C

Ht.: 6-0; Wt.: 175; Bats: Right; Throws: Right.

Born: 3-28-76 in Sonador Bonao, Dominican Republic.

Resides: Sonador Bano, Dominican Republic.

Acquired: Signed as a non-drafted free agent, 11-2-93

Signed By: Luis Silverio and Diomedes Castellanos

Career Notes: Graduated Universidad Aduentista (DR), 1993.

YEAR CLUB	AVG.	G	AB	R	H	2B	3B	HR	RBI	BB	SO	SB
(1994 will be first year in professional baseball)												

Johnny David Damon, OF

Ht.: 6-0; Wt.: 175; Bats: Left; Throws: Left.

Born: 11-5-73 in Fort Riley, Kansas.

Resides: Orlando, Florida.

Acquired: Selected as a sandwich pick between first and second round (35th overall) in 1992 June Free Agent Draft

Signed By: Alford Baird

Career Notes: Graduated Dr. Phillips (Orlando, FL) High, 1992...named to USA Today's High School All-America team...finished 1st in the Gulf Coast League in batting average, runs, triples, total bases (109), slugging percentage (.568) and on-base percentage (.449) in 1992...was 2nd in hits and 3rd in home runs and stolen bases...named to Gulf Coast League All-Star team...also named the number 1 Gulf Coast League prospect by league managers while leading the Royals to the league title...named Prospect-of-the-Year in Midwest League in 1993 by league managers...named to Midwest League All-Star team...among league leaders in at bats (2nd), hits (2nd), runs (5th), triples (1st) and stolen bases (2nd)...was also among the leaders in the Royals minor league system ranking 6th in batting average, 8th in doubles and 1st in triples and stolen bases...his 13 triples also ranked 5th in all of the minor leagues.

YEAR CLUB	AVG.	G	AB	R	H	2B	3B	HR	RBI	BB	SO	SB
1992 Gulf Coast	.349	50	192	58	67	12	9	4	24	31	21	23
Baseball City	.000	1	1	0	0	0	0	0	0	0	0	0
1993 Rockford	.290	127	511	82	148	25	13	5	50	51	83	59

Kevin Bernard Davis, INF

Ht.: 5-9; **Wt.:** 175; **Bats:** Switch; **Throws:** Right.

Born: 6-6-64 in Charlotte, North Carolina.

Resides: Phoenix, Arizona.

Acquired: Signed as a free agent, 12-12-93

Signed By: Alex Cosmidis (California Angels)

Career Notes: Graduated West Mecklenburg (Charlotte, NC) High, 1982... originally selected in 10th round of 1982 June Free Agent Draft by California Angels organization...played in the Chicago White Sox organization before resigning as a free agent with California on 6-25-90...played with Salinas, an independent club in the California League and Edmonton in 1992.

YEAR	CLUB	AVG.	G	AB	R	H	2B	3B	HR	RBI	BB	SO	SB
1984	Redwood	.238	131	420	37	100	10	5	1	47	30	112	16
1985	Midland	.263	100	354	47	93	19	1	8	42	28	64	7
1986	Nashua	.248	135	509	57	126	22	2	2	46	17	84	11
1987	Salem	.259	137	486	64	126	36	3	13	65	30	95	12
1988	Harrisburg	.293	41	133	15	39	8	0	0	9	7	18	5
1989	Vancouver	.318	7	22	2	7	0	0	1	1	0	4	0
	Birmingham	.237	85	279	38	66	13	5	1	37	16	67	5
1990	Palm Springs	.254	30	126	11	32	6	0	0	16	6	32	5
	Midland	.264	59	201	28	53	7	2	6	26	14	45	8
1991	Midland	.346	51	153	30	53	12	2	0	25	10	26	8
	Edmonton	.240	35	121	14	29	7	2	2	22	4	22	2
1992	Salinas	.291	72	234	38	68	6	5	4	31	26	37	4
	Edmonton	.388	23	80	21	31	9	3	1	16	5	11	0
1993	Midland	.276	47	156	29	43	5	1	7	28	18	31	6
	Vancouver	.271	62	210	24	57	8	3	2	25	7	41	3

Fernando De La Cruz, RHP

Ht.: 6-0; **Wt.:** 165; **Bats:** Right; **Throws:** Right.

Born: 1-25-75 in Guaymate, La Romana, Dominican Republic.

Resides: La Romana, Dominican Republic;

Acquired: Signed as a non-drafted free agent, 11-11-92

Signed By: Luis Silverio

Career Notes: Attended Guaymate (DR) High.

YEAR	CLUB	W-L	ERA	G	GS	CG	SHO	SV	IP	H	R	ER	BB	SO
1993	Salcedo	2-5	4.64	14	8	0	0	0	54.1	59	38	28	39	29

Sean Michael Delaney, C

Ht.: 5-11; **Wt.:** 190; **Bats:** Right; **Throws:** Right.

Born: 5-22-70 in Berwyn, Illinois.

Resides: Berwyn, Illinois.

Acquired: Selected in 23rd round of 1992 June Free Agent Draft

Signed By: Tony Levato

Career Notes: Graduated Fenwick (Oak Park, IL) High, 1988...received a Marketing Degree from North Central College in 1992.

YEAR	CLUB	AVG.	G	AB	R	H	2B	3B	HR	RBI	BB	SO	SB
1992	Appleton	.214	22	56	2	12	3	0	0	4	5	13	0
1993	Rockford	.178	20	45	7	8	0	0	0	2	2	15	1

Americo De Los Santos, RHP

Ht.: 6-0; **Wt.:** 180; **Bats:** Right; **Throws:** Right.

Born: 8-18-76 in Bani, Dominican Republic.

Resides: Santo Domingo, Dominican Republic.

Acquired: Signed as a non-drafted free agent, 6-25-93

Signed By: Luis Silverio and Andres Lopez

Career Notes: Graduated Liceo Buenos Aires, 1993.

YEAR	CLUB	W-L	ERA	G	GS	CG	SHO	SV	IP	H	R	ER	BB	SO
1993	Salcedo	1-2	7.41	18	2	0	0	0	37.2	49	37	31	26	22

John Richard Dempsey, C

Ht.: 6-1; **Wt.:** 205; **Bats:** Switch; **Throws:** Right.

Born: 8-18-71 in Los Angeles, California.

Resides: Westlake, California.

Acquired: Signed as a free agent, 1-25-93

Signed By: Steve Flores (St. Louis Cardinals)

Career Notes: Graduated Crespi (Encino, CA) High, 1989...originally selected by the St. Louis Cardinals in 10th round of 1989 June Free Agent Draft...son of former major league catcher Rick Dempsey.

YEAR	CLUB	AVG.	G	AB	R	H	2B	3B	HR	RBI	BB	SO	SB
1989	Peoria	.186	22	59	7	11	0	1	0	9	9	10	2
1990	Johnson City	.249	52	173	16	43	4	1	0	15	24	30	1
1991	Springfield	.180	36	100	3	18	1	1	1	7	5	20	0
	Johnson City	.234	49	145	13	34	8	0	0	18	13	36	0
1992	Savannah	.100	7	20	3	2	0	0	0	3	1	2	0
1993	Wilmington	.176	18	34	3	6	2	0	0	4	2	5	0
	Memphis	.250	1	4	0	1	0	0	0	0	1	2	0

Carlos Francisco Diaz, C

Ht.: 6-2; **Wt.:** 195; **Bats:** Right; **Throws:** Right.

Born: 12-24-64 in Jersey City, New Jersey.

Resides: Palm Harbor, Florida.

Acquired: Signed as a free agent, 12-28-91

Signed By: Joe Ford (Toronto Blue Jays)

Career Notes: Graduated St. Mary's (Elizabeth, NJ) High, 1982...graduated Oklahoma State University in 1986 with a Bachelor of Science Degree in Accounting...participated in 4 World Series with the Cowboys...selected in 14th round of 1986 June Free Agent Draft by Toronto Blue Jays...was called up to Toronto on 5-5-90...recorded first major league hit on 5-17 vs. Seattle...optioned back on 5-27 to Syracuse and recalled in September for the remainder of the season.

YEAR	CLUB	AVG.	G	AB	R	H	2B	3B	HR	RBI	BB	SO	SB
1986	Ventura	.400	2	5	1	2	1	0	0	0	1	2	0
	Medicine Hat	.313	20	83	11	26	5	2	0	16	6	17	1
	St. Catharines	.176	24	74	9	13	3	1	1	5	7	18	1
1987	Dunedin	.230	73	230	24	53	6	0	0	27	22	41	3
1988	Knoxville	.217	7	23	2	5	1	0	0	0	2	4	0
	Dunedin	.196	68	235	20	46	11	0	6	23	20	56	2
	Syracuse	.169	27	83	4	14	5	0	1	8	1	23	0
1989	Knoxville	.250	100	320	28	80	12	1	6	36	17	55	3
1990	Syracuse	.203	77	251	18	51	10	0	1	19	17	51	2
	Toronto	.333	9	3	1	1	0	0	0	0	0	2	0
1991	Denver	.000	1	1	0	0	0	0	0	0	0	1	0
	Colorado Springs	.237	36	93	7	22	4	0	0	7	2	17	0
1992	Memphis	.188	37	101	4	19	5	0	1	12	3	15	1
	Omaha	.176	22	68	3	12	2	1	0	5	0	9	0
1993	Memphis	.215	54	163	13	35	3	0	3	25	3	33	1
Major League Totals		.333	9	3	1	1	0	0	0	0	0	2	0

Edgar Serrano (Kiki) Diaz, INF

Ht.: 6-1; **Wt.:** 175; **Bats:** Right; **Throws:** Right.

Born: 2-8-64 in Santurce, Puerto Rico.

Resides: San Juan, Puerto Rico.

Acquired: Signed as a free agent, 4-16-93

Signed By: Felix Delgado (Milwaukee Brewers)

Career Notes: Graduated Jose Gautier Benitez (Caguas, PR) High, 1983...originally signed as a free agent by Milwaukee Brewers organization on 9-5-81...made his major league debut on 9-16 in Boston getting a single for his first big league hit...played 9 years in the Brewer system (1982-90) logging major league service in 1986 (5 games) and 1990 (86 games)... signed as a free agent on 3-24-92 by the Cincinnati Reds organization.

DIAZ Continued

YEAR CLUB	AVG.	G	AB	R	H	2B	3B	HR	RBI	BB	SO	SB
1982 Pikeville	.083	15	24	4	2	0	0	0	0	5	5	0
1983 Beloit	.208	107	307	29	64	2	0	0	15	35	41	6
1984 Stockton	.258	123	419	58	108	1	7	0	35	46	54	8
1985 El Paso	.267	132	501	90	134	14	4	0	55	62	47	21
1986 Vancouver	.315	108	346	44	109	2	4	0	43	44	27	12
Milwaukee	.231	5	13	0	3	0	0	0	0	1	3	0
1987 Denver	.272	48	162	24	44	10	2	0	15	18	14	5
1988 Denver	.234	79	278	44	65	7	0	0	21	40	36	8
1989 El Paso	.308	23	78	16	24	0	0	0	6	15	7	3
Denver	.215	105	316	29	68	8	1	1	22	44	29	4
1990 Milwaukee	.271	86	218	27	59	2	2	0	14	21	32	3
1991 Las Vegas	.232	24	56	6	13	0	1	0	4	5	4	1
1992 Chattanooga	.258	129	472	72	122	11	2	0	45	71	45	7
Nashville	.190	11	42	5	8	2	0	0	3	4	3	0
1993 Memphis	.282	21	78	12	22	2	0	0	5	13	7	1
Omaha	.273	57	154	21	42	5	2	0	14	8	15	0
Major League Totals	.268	91	231	27	62	2	2	0	14	22	35	3

Lino Felipe Diaz, 3B**Ht.:** 5-11; **Wt.:** 185; **Bats:** Right; **Throws:** Right.**Born:** 7-22-70 in Panama City, Panama.**Resides:** Altoona, Pennsylvania.**Acquired:** Selected in 30th round of 1993 June Free Agent Draft**Signed By:** Doug Deutsch**Career Notes:** Graduated Benigno Thomas Argote (Chiriqui, Panama) High, 1989...attends UNLV.

YEAR CLUB	AVG.	G	AB	R	H	2B	3B	HR	RBI	BB	SO	SB
1993 Eugene	.251	53	183	19	46	7	1	1	23	13	25	6

John Marshal Dickens, LHP**Ht.:** 6-3; **Wt.:** 195; **Bats:** Left; **Throws:** Left.**Born:** 6-25-71 in Fort Worth, Texas.**Resides:** Fort Worth, Texas.**Acquired:** Selected in 10th round of 1992 June Free Agent Draft**Signed By:** Terry Wetzel**Career Notes:** Graduated Eastern Hills (Fort Worth, TX) High, 1989...attended University of Texas.

YEAR CLUB	W-L	ERA	G	GS	CG	SHO	SV	IP	H	R	ER	BB	SO
1992 Eugene	0-0	1.69	3	0	0	0	1	5.1	6	1	1	2	5
Appleton	0-1	7.23	18	0	0	0	0	23.2	37	23	19	15	17
1993 Rockford	2-0	3.94	32	0	0	0	2	61.2	57	28	27	34	60

Daron R. Dondero, INF**Ht.:** 6-4; **Wt.:** 180; **Bats:** Right; **Throws:** Right.**Born:** 8-3-73 in Fresno, California.**Resides:** Mammoth Lakes, California.**Acquired:** Selected in 38th round of 1993 June Free Agent Draft**Signed By:** Floyd Chandler**Career Notes:** Graduated Mammoth Lakes (CA) High, 1991...attended Mt. San Jacinto Junior College.

YEAR CLUB	AVG.	G	AB	R	H	2B	3B	HR	RBI	BB	SO	SB
1993 Gulf Coast	.127	35	71	4	9	2	1	0	7	11	34	0

Aaron Paul Dorlarque, RHP**Ht.:** 6-3; **Wt.:** 180; **Bats:** Right; **Throws:** Right.**Born:** 2-16-70 in Spokane, Washington.**Resides:** Vancouver, Washington.**Acquired:** Selected in 32nd round of 1992 June Free Agent Draft**Signed By:** Dave Herrera**Career Notes:** Graduated Columbia River (Vancouver, WA) High, 1988...received Economics Degree from Stanford University in 1992...was 2nd in games pitched and 3rd in games finished in the Northwest League in 1992...his 1.46 ERA in 1993 was the lowest in the Royals minor league system while his save total was the 2nd highest.

YEAR CLUB	W-L	ERA	G	GS	CG	SHO	SV	IP	H	R	ER	BB	SO
1992 Eugene	1-2	1.79	32	0	0	0	13	40.1	29	12	8	10	46
1993 Rockford	2-3	1.46	28	0	0	0	16	49.1	37	12	8	12	51

John Douglas Downs, RHP

Ht.: 6-2; Wt.: 185; Bats: Right; Throws: Right.

Born: 9-15-70 in Dayton, Ohio.

Resides: Englewood, Ohio.

Acquired: Selected in 20th round of 1991 June Free Agent Draft

Signed By: Tony Levato

Career Notes: Graduated Northmont (Clayton, OH) High, 1989...attended Muscatine (IA) Community College...missed entire 1992 season due to broken right leg.

YEAR CLUB	W-L	ERA	G	GS	CG	SHO	SV	IP	H	R	ER	BB	SO
1991 Eugene	3-4	4.31	15	14	0	0	0	64.2	67	34	31	33	46
1992													
1993 Gulf Coast	0-0	1.50	3	3	0	0	0	12.0	12	3	2	2	11
Rockford	1-3	5.46	5	5	0	0	0	28.0	36	22	17	11	21

Travis Wayne Dunlap, RHP

Ht.: 6-4; Wt.: 195; Bats: Right; Throws: Right.

Born: 7-20-71 in Wichita Falls, Texas.

Resides: Corpus Christi, Texas.

Acquired: Signed as a free agent, 11-3-93

Signed By: Red Murff (Atlanta Braves)

Career Notes: Graduated Cal Allen (Corpus Christie, TX) High, 1989...originally selected in 53rd round of 1989 June Free Agent Draft by Atlanta Braves organization...released by Atlanta on 3-30-93...played in Holland in 1993 for Smit Dorlas Quick Amersfoort...team won regular season championship and finished 2nd in European Championships.

YEAR CLUB	W-L	ERA	G	GS	CG	SHO	SV	IP	H	R	ER	BB	SO
1990 Pulaski	1-3	3.83	17	4	0	0	2	52.2	34	26	22	30	60
1991 Pulaski	2-1	2.54	13	0	0	0	4	28.1	20	13	8	15	42
Idaho Falls	0-11	10.32	4	3	0	0	0	11.1	18	14	13	9	17
1992 Macon	3-5	3.61	38	5	0	0	7	82.1	83	35	33	29	62
1993 Holland	9-3	3.16	-	-	-	-	1	132.0	120	-	-	49	98

William James (Billy) Dunn, 2B

Ht.: 5-11; Wt.: 180; Bats: Right; Throws: Right.

Born: 3-25-72 in Washington, D.C.

Resides: Ellicott City, Maryland.

Acquired: Selected in 15th round of 1993 June Free Agent Draft

Signed By: Chuck McMichael

Career Notes: Graduated Mt. St. Joseph (Baltimore, MD) High, 1990...attended Arizona State University.

YEAR CLUB	AVG.	G	AB	R	H	2B	3B	HR	RBI	BB	SO	SB
1993 Eugene	.187	40	123	13	23	2	0	1	6	22	21	8

Christopher Mark (Chris) Eddy, LHP

Ht.: 6-3; Wt.: 200; Bats: Left; Throws: Left.

Born: 11-27-69 in Dallas, Texas.

Resides: Duncanville, Texas.

Acquired: Selected in 3rd round of 1992 June Free Agent Draft

Signed By: Terry Wetzel and Gerald Turner

Career Notes: Graduated Duncanville (TX) High, 1988...attends Texas Christian University...named to the 1992 Northwest League All-Star team...had 3rd highest save total in 1993 in Royals minor league system.

YEAR CLUB	W-L	ERA	G	GS	CG	SHO	SV	IP	H	R	ER	BB	SO
1992 Eugene	4-2	1.59	23	0	0	0	5	45.1	25	13	8	23	63
Baseball City	0-0	0.00	1	0	0	0	0	0.0	1	0	0	1	0
1993 Wilmington	2-2	3.00	55	0	0	0	14	54.0	39	23	18	37	67

Bart Steven Evans, RHP

Ht.: 6-1; Wt.: 190; Bats: Right; Throws: Right.

Born: 12-30-70 in Springfield, Missouri.

Resides: Mansfield, Missouri.

Acquired: Selected in 9th round of 1992 June Free Agent Draft

Signed By: Ray Jackson

Career Notes: Graduated Mansfield (MO) High, 1989...attended Southwest Missouri State.

YEAR CLUB	W-L	ERA	G	GS	CG	SHO	SV	IP	H	R	ER	BB	SO
1992 Eugene	1-1	6.23	13	1	0	0	0	26.0	17	20	18	31	39
1993 Rockford	10-4	4.36	27	16	0	0	0	99.0	95	52	48	60	120

Michael Endicot Evans, C/OF

Ht.: 6-0; Wt.: 190; Bats: Left; Throws: Right.

Born: 8-7-72 in Corpus Christi, Texas.

Resides: Houston, Texas.

Acquired: Selected in 22nd round of 1993 June Free Agent Draft

Signed By: Terry Wetzell and Gerald Turner

Career Notes: Graduated J.F. Dobie (Houston, TX) High, 1990...attended Lubbock Christian University.

YEAR CLUB	AVG.	G	AB	R	H	2B	3B	HR	RBI	BB	SO	SB
1993 Eugene	.207	56	193	25	40	6	1	7	25	19	55	4

Salvatore Frank (Sal) Fasano, C

Ht.: 6-2; Wt.: 220; Bats: Right; Throws: Right.

Born: 8-10-71 in Chicago, Illinois.

Resides: Hanover Park, Illinois.

Acquired: Selected in 37th round of 1993 June Free Agent Draft

Signed By: Tony Levato

Career Notes: Graduated Hoffman Estates (IL) High, 1989...attends University of Evansville majoring in Sports Administration...named to Northwest League All-Star team as a DH in 1993.

YEAR CLUB	AVG.	G	AB	R	H	2B	3B	HR	RBI	BB	SO	SB
1993 Eugene	.267	49	176	25	47	11	1	10	36	19	49	4

Carlos M. Febles, 2B

Ht.: 5-11; Wt.: 165; Bats: Right; Throws: Right.

Born: 5-24-76 in El Seybo, Dominican Republic.

Resides: La Romana, Dominican Republic.

Acquired: Signed as a non-drafted free agent, 11-2-93

Signed By: Luis Silverio and Rafael Vazquez

Career Notes: Graduated Sagrado Corazon De Jesus (La Romana, DR) High, 1993.

YEAR CLUB	AVG.	G	AB	R	H	2B	3B	HR	RBI	BB	SO	SB
1993 Eugene												

(1994 will be first year in professional baseball)

Kenneth Brian (Kenny) Fitzpatrick, RHP

Ht.: 6-7; Wt.: 235; Bats: Right; Throws: Right.

Born: 8-25-74 in Linwood, California.

Resides: Bell Gardens, California.

Acquired: Selected in 11th round of 1992 June Free Agent

Signed By: Doug Deutsch

Career Notes: Graduated Bell Gardens (CA) High, 1992.

YEAR CLUB	W-L	ERA	G	GS	CG	SHO	SV	IP	H	R	ER	BB	SO
1992 Gulf Coast	3-0	2.65	11	3	0	0	0	37.1	27	13	11	16	28
1993 Gulf Coast	4-3	2.57	12	10	1	0	1	56.0	58	25	16	20	35

Patrick Shannon (Pat) Flury, RHP

Ht.: 6-2; Wt.: 205; Bats: Right; Throws: Right.

Born: 3-14-73 in Reno, Nevada.

Resides: Sparks, Nevada.

Acquired: Selected in 7th round of 1993 June Free Agent Draft

Signed By: Jeff McKay

Career Notes: Graduated Reed (Sparks, NV) High...attended UNLV and the College of Southern Idaho.

YEAR CLUB	W-L	ERA	G	GS	CG	SHO	SV	IP	H	R	ER	BB	SO
1993 Eugene	2-2	3.27	27	0	0	0	7	33.0	25	15	12	22	34

Ronald Tyrone (Tyrone) Frazier, OF

Ht.: 6-1; Wt.: 175; Bats: Right; Throws: Right.

Born: 10-26-74 in Shreveport, Louisiana.

Resides: Shreveport, Louisiana.

Acquired: Selected in 6th round of 1993 June Free Agent Draft

Signed By: Ken Gonzales and Chuck McMichael

Career Notes: Graduated Woodlawn (Shreveport, LA) High, 1993...was a pre-season and post-season All-American in football and baseball at Woodlawn High.

YEAR CLUB	AVG.	G	AB	R	H	2B	3B	HR	RBI	BB	SO	SB
1993 Gulf Coast	.200	39	90	11	18	1	0	0	4	13	27	7

Michael Edwin (Mike) Fyhrie, RHP

Ht.: 6-2; Wt.: 190; Bats: Right; Throws: Right.

Born: 12-9-69 in Long Beach, California.

Resides: Westminster, California.

Acquired: Selected in 12th round of 1991 June Free Agent Draft

Signed By: Steve Flores

Career Notes: Graduated Ocean View (Huntington Beach, CA) High, 1987...attends UCLA majoring in history...was 4th in Florida State League in innings pitched in 1992...finished 3rd in Southern League with 3 complete games in 1993...his 14 wins in 1993 led all Royals minor league hurlers.

YEAR	CLUB	W-L	ERA	G	GS	CG	SHO	SV	IP	H	R	ER	BB	SO
1991	Eugene	2-1	2.52	21	0	0	0	5	39.1	42	17	11	19	45
1992	Baseball City	7-13	2.50	26	26	2	0	0	162.0	148	65	45	37	92
1993	Wilmington	3-2	3.68	5	5	0	0	0	29.1	32	15	12	8	19
	Memphis	11-4	3.56	22	22	3	0	0	131.1	143	59	52	59	59

Jeffrey Lynn (Jeff) Garber, INF

Ht.: 5-11; Wt.: 180; Bats: Right; Throws: Right.

Born: 9-27-66 in McConnellsburg, Pennsylvania.

Resides: Valdosta, Georgia.

Acquired: Selected in 10th round of 1988 June Free Agent Draft

Signed By: Bob Carter

Career Notes: Graduated McConnellsburg (PA) High, 1984...graduated James Madison University, 1988 with a degree in Physical Education.

YEAR	CLUB	AVG.	G	AB	R	H	2B	3B	HR	RBI	BB	SO	SB
1988	Eugene	.251	65	243	31	61	14	2	1	25	30	45	12
1989	Appleton	.263	117	407	63	107	18	3	7	50	54	77	4
1990	Baseball City	.215	129	446	53	96	12	2	6	46	53	96	17
	Omaha	.000	1	1	0	0	0	0	0	0	0	1	0
1991	Memphis	.250	61	200	24	50	4	1	0	19	26	44	7
	Omaha	.277	34	94	12	26	3	3	1	13	6	21	0
1992	Memphis	.222	108	325	37	72	17	2	7	38	29	65	9
1993	Memphis	.281	81	253	40	71	13	0	12	32	26	61	1

Dwayne Russell Gerald, INF

Ht.: 6-1; Wt.: 175; Bats: Right; Throws: Right.

Born: 12-27-72 in Lumberton, North Carolina.

Resides: St. Pauls, North Carolina.

Acquired: Selected in 4th round of 1991 June Free Agent Draft

Signed By: Balos Davis

Career Notes: Graduated St. Pauls (NC) High, 1991.

YEAR	CLUB	AVG.	G	AB	R	H	2B	3B	HR	RBI	BB	SO	SB
1991	Gulf Coast	.259	53	174	28	45	6	1	1	15	23	52	11
1992	Gulf Coast	.200	46	160	25	32	5	1	3	21	16	49	11
1993	Eugene	.206	55	170	16	35	1	2	2	13	9	57	10

Jose Elin Gonzalez, RHP

Ht.: 6-4; Wt.: 195; Bats: Switch; Throws: Right.

Born: 5-14-76 in Luperon, Puerto Plata, Dominican Republic.

Resides: Luperon, Puerto Plata, Dominican Republic.

Acquired: Signed as a non-drafted free agent, 9-24-93

Signed By: Luis Silverio

Career Notes: Gregorio Luperon (DR) High, 1993.

YEAR	CLUB	W-L	ERA	G	GS	CG	SHO	SV	IP	H	R	ER	BB	SO
(1994 will be first year in professional baseball)														

Victor Raul (Raul) Gonzalez, OF

Ht.: 5-8; Wt.: 175; Bats: Right; Throws: Right.

Born: 12-27-73 in Santurce, Puerto Rico.

Resides: Villa Carolina, Puerto Rico.

Acquired: Selected in 17th round of 1990 June Free Agent Draft

Signed By: Johnny Ramos

Career Notes: Attends Gilberto Concepcion High...was tied for 3rd in the Midwest League in doubles in 1992...named to Carolina League All-Star team in 1993...was 3rd in doubles in Carolina League.

YEAR	CLUB	AVG.	G	AB	R	H	2B	3B	HR	RBI	BB	SO	SB
1991	Gulf Coast	.294	47	160	24	47	5	3	0	17	19	21	3
1992	Appleton	.256	119	449	82	115	32	1	9	51	57	58	13
1993	Wilmington	.269	127	461	59	124	30	3	11	55	54	58	13

John Leonard Gross, RHP

Ht.: 6-0; **Wt.:** 165; **Bats:** Right; **Throws:** Right.

Born: 6-26-70 in Los Angeles, California.

Resides: Clovis, California.

Acquired: Selected in 43rd round of 1988 June Free Agent Draft

Signed By: Mike Paustian

Career Notes: Graduated Clovis High, 1988...attended Fresno City College ...led Royals minor league pitchers with 175.0 innings pitched in 1993.

YEAR	CLUB	W-L	ERA	G	GS	CG	SHO	SV	IP	H	R	ER	BB	SO
1989	Boardwalk	3-2	2.36	6	6	0	0	0	34.1	29	11	9	7	40
	Baseball City	1-3	3.89	8	7	0	0	0	44.0	48	31	19	20	27
1990	Appleton	3-4	3.36	13	13	0	0	0	67.0	61	28	25	22	65
1991	Baseball City	2-7	4.50	17	16	0	0	0	80.0	73	47	40	52	55
1992	Baseball City	9-6	2.85	26	26	3	2	0	151.2	138	61	48	45	96
1993	Wilmington	11-10	3.60	28	28	2	1	0	175.0	180	91	70	55	100

Phillip Wayne (Phil) Grundy, RHP

Ht.: 6-2; **Wt.:** 195; **Bats:** Right; **Throws:** Right.

Born: 9-8-72 in Somerset, Kentucky.

Resides: Somerset, Kentucky.

Acquired: Selected in 4th round of 1993 June Free Agent Draft

Signed By: Balos Davis

Career Notes: Graduated Somerset (KY) High, 1990...attended Western Carolina University.

YEAR	CLUB	W-L	ERA	G	GS	CG	SHO	SV	IP	H	R	ER	BB	SO
1993	Eugene	3-5	3.26	15	13	0	0	0	69.0	68	31	25	37	61

Mike Guerrero, INF

Ht.: 5-11; **Wt.:** 155; **Bats:** Right; **Throws:** Right.

Born: 1-8-68 in Arroyo Hondo, Santo Domingo, Dominican Republic.

Resides: Santo Domingo, Dominican Republic.

Acquired: From Milwaukee Brewers in exchange for pitcher Carlos Maldonado, 12-10-92

Signed By: Felix Delgado (Milwaukee Brewers)

Career Notes: Originally signed by Milwaukee Brewers as a non-drafted free agent, 11-11-86...played 6 seasons in the Brewers system before being traded to the Royals.

YEAR	CLUB	AVG.	G	AB	R	H	2B	3B	HR	RBI	BB	SO	SB
1987	Helena	.221	52	181	22	40	3	1	0	14	16	42	8
1988	Beloit	.176	65	221	20	39	8	1	0	7	14	55	5
	Helena	.286	7	28	4	8	0	0	0	5	2	1	1
	Peoria	.276	8	29	9	8	1	0	0	7	5	5	0
1989	Peoria	.277	11	47	10	13	3	1	1	11	6	5	3
	Stockton	.235	44	136	12	32	5	0	0	13	12	15	3
	Beloit	.222	51	171	28	38	10	0	0	13	13	33	7
1990	Stockton	.250	105	320	36	80	5	5	1	36	24	54	14
1991	Stockton	.235	59	204	22	48	4	1	1	18	28	28	6
	El Paso	.205	37	117	23	24	2	0	0	13	18	16	2
1992	El Paso	.245	96	257	36	63	11	4	1	23	17	32	2
1993	Wilmington	.273	44	150	24	41	4	1	0	7	32	20	4
	Memphis	.265	24	68	7	18	6	0	0	4	4	7	0

Jeffrey (Jeff) Norman Haas II, LHP

Ht.: 6-1; **Wt.:** 200; **Bats:** Left; **Throws:** Left.

Born: 2-28-71 in Columbus, Indiana.

Resides: Springville, Indiana.

Acquired: Selected in 5th round of 1992 June Free Agent Draft

Signed By: Terry Wetzel

Career Notes: Graduated Bedford-North Lawrence (IN) High, 1989...attended University of Houston.

YEAR	CLUB	W-L	ERA	G	GS	CG	SHO	SV	IP	H	R	ER	BB	SO
1992	Eugene	2-0	3.38	3	3	0	0	0	16.0	17	10	6	3	9
	Appleton	6-4	4.06	12	12	2	0	0	77.2	80	38	35	16	49
1993	Rockford	4-2	3.90	24	4	1	1	2	67.0	67	37	29	21	37

Brian Lee Harrison, RHP

Ht.: 6-1; Wt.: 170; Bats: Right; Throws: Right.

Born: 12-18-68 in Bryan, Texas.

Resides: Bryan, Texas.

Acquired: Selected in 14th round of 1992 June Free Agent Draft

Signed By: Terry Wetzel

Career Notes: Graduated Bryan (TX) High, 1987...received Associates Degree from Northwood (TX) JC in 1989...attended Texas A&M University... was selected to play in Carolina League All-Star game in 1993...his 13 wins were the 2nd highest total among Royals minor league pitchers...was 2nd in innings pitched.

YEAR CLUB	W-L	ERA	G	GS	CG	SHO	SV	IP	H	R	ER	BB	SO
1992 Appleton	5-6	3.65	16	15	1	0	0	98.2	114	47	40	16	54
1993 Wilmington	13-6	3.28	26	26	1	1	0	173.0	168	76	63	38	98

Trenton Jay Hauswirth, C

Ht.: 6-2; Wt.: 250; Bats: Right; Throws: Right.

Born: 10-20-72 in Palm Springs, California.

Resides: Palm Desert, California.

Acquired: Selected in 40th round of 1992 June Free Agent Draft

Signed By: Floyd Chandler

Career Notes: Graduated Palm Desert (CA) High, 1990...attended College of the Desert (CA).

YEAR CLUB	AVG.	G	AB	R	H	2B	3B	HR	RBI	BB	SO	SB
1992 Gulf Coast	.267	46	146	23	39	8	1	0	20	25	21	11
1993 Rockford	.171	37	105	6	18	3	0	0	14	15	42	0

Charles Braxton (Braxton) Hickman, 1B

Ht.: 6-2; Wt.: 205; Bats: Left; Throws: Left.

Born: 9-3-70 in Corpus Christi, Texas.

Resides: Houston, Texas.

Acquired: Selected in 14th round of 1993 June Free Agent Draft

Signed By: Terry Wetzel and Bill Price

Career Notes: Graduated Cypress Creek (Houston, TX) High, 1989... attended San Jacinto (TX) Junior College...won the Junior College National Championship...attended the University of Texas and was a member of 2 College World Series teams.

YEAR CLUB	AVG.	G	AB	R	H	2B	3B	HR	RBI	BB	SO	SB
1993 Eugene	.299	67	234	30	70	16	1	5	30	27	48	1

Steven Dwayne (Steve) Hinton, 1B

Ht.: 6-2; Wt.: 200; Bats: Left; Throws: Left.

Born: 9-5-69 in Elgin, Illinois.

Resides: Elgin, Illinois.

Acquired: Selected in 9th round of 1991 June Free Agent Draft

Signed By: Carl Blando

Career Notes: Graduated Elgin (IL) High, 1988...received Education Degree from Creighton University, 1992.

YEAR CLUB	AVG.	G	AB	R	H	2B	3B	HR	RBI	BB	SO	SB
1991 Eugene	.283	71	286	37	81	15	0	5	39	25	36	4
1992 Appleton	.270	118	419	67	113	25	1	7	63	54	71	5
1993 Wilmington	.247	104	344	43	85	11	1	8	42	46	79	4

Kevin Jon Hodges, RHP

Ht.: 6-4; Wt.: 200; Bats: Right; Throws: Right.

Born: 6-24-73 in Houston, Texas.

Resides: Spring, Texas.

Acquired: Selected in 8th round of 1991 June Free Agent Draft

Signed By: Terry Wetzel

Career Notes: Graduated Klein Oak (Houston, TX) High, 1991.

YEAR CLUB	W-L	ERA	G	GS	CG	SHO	SV	IP	H	R	ER	BB	SO
1991 Gulf Coast	1-2	4.30	9	3	0	0	0	23.0	22	14	11	11	13
1992 Gulf Coast	5-3	4.71	11	9	0	0	0	49.2	60	30	26	25	24
1993 Gulf Coast	7-2	2.03	12	10	0	0	0	71.0	52	25	16	25	40
Wilmington	1-0	0.00	3	0	0	0	0	4.2	2	0	0	3	1

James Robert (Jay) Hogue, LHP

Ht.: 6-3; **Wt.:** 220; **Bats:** Left; **Throws:** Left.

Born: 8-24-72 in Amarillo, Texas.

Resides: Montgomery, Texas.

Acquired: Signed as a non-drafted free agent, 6-13-93

Signed By: Carl Blando and Terry Wetzel

Career Notes: Graduated Alta Loma (CA) High, 1990...attended Oklahoma State University.

YEAR CLUB	W-L	ERA	G	GS	CG	SHO	SV	IP	H	R	ER	BB	SO
1993 Eugene	3-2	5.83	21	0	0	0	1	29.1	35	22	19	10	27

Dwayne Samuel Hosey, OF

Ht.: 5-10; **Wt.:** 175; **Bats:** Right; **Throws:** Right.

Born: 3-11-67 in Sharon, Pennsylvania.

Resides: Altadena, California.

Acquired: Signed as a free agent, 1-8-94

Signed By: Ron Vaughn (Chicago White Sox)

Career Notes: Attended Pasadena City College in 1985 and '86...selected in 13th round of 1987 June Free Agent Draft by Chicago White Sox...signed as a free agent by Oakland Athletics organization on 2-23-89...drafted by Milwaukee Brewers organization in Rule 5 Draft on 12-9-91...played in the San Diego Padres organization in 1992 and '93.

YEAR CLUB	AVG.	G	AB	R	H	2B	3B	HR	RBI	BB	SO	SB
1987 Sarasota	.279	41	129	26	36	2	1	1	10	18	22	19
1988 South Bend	.228	95	311	53	71	11	0	2	24	28	55	36
Utica	.143	3	7	0	1	0	0	0	0	2	1	1
1989 Madison	.245	123	470	72	115	16	6	11	51	44	82	33
1990 Modesto	.294	113	453	77	133	21	5	16	61	50	70	30
1991 Huntsville	.245	28	102	16	25	6	0	1	7	9	15	5
Stockton	.272	85	356	55	97	12	7	15	62	31	58	22
1992 Wichita	.253	125	427	56	108	23	5	9	68	40	70	16
1993 Wichita	.291	86	326	52	95	19	2	18	61	25	44	13
Las Vegas	.264	32	110	21	29	4	4	3	12	11	17	7

Jason David Huffman, RHP

Ht.: 6-1; **Wt.:** 195; **Bats:** Left; **Throws:** Right.

Born: 9-30-72 in Statesville, North Carolina.

Resides: Raeford, North Carolina.

Acquired: Selected in 27th round of 1993 June Free Agent Draft

Signed By: Balos Davis

Career Notes: Hoke City (NC) High, 1991...attended Southeastern Community College (Whiteville, NC).

YEAR CLUB	W-L	ERA	G	GS	CG	SHO	SV	IP	H	R	ER	BB	SO
1993 Gulf Coast	2-0	0.79	13	0	0	0	5	22.2	14	8	2	13	21
Wilmington	0-0	3.38	4	0	0	0	0	5.1	7	6	2	0	1

Wilson Pimental Jaime, C

Ht.: 6-1; **Wt.:** 160; **Bats:** Right; **Throws:** Right.

Born: 2-26-75 in Santo Domingo, Dominican Republic.

Resides: Santo Domingo, Dominican Republic.

Acquired: Signed as a non-drafted free agent, 10-4-91

Signed By: Luis Silverio

Career Notes: Graduated Americo Lugo High, 1991.

YEAR CLUB	AVG.	G	AB	R	H	2B	3B	HR	RBI	BB	SO	SB
1992 Salcedo	.175	31	97	9	17	3	2	0	10	11	23	0
1993 Salcedo	.181	56	166	19	30	6	1	0	17	32	47	5

Scott Edward Jaster, OF

Ht.: 6-5; Wt.: 220; Bats: Right; Throws: Right.

Born: 8-29-65 in Tulsa, Oklahoma.

Resides: Midland, Michigan.

Acquired: Signed as a free agent, 2-4-93

Signed By: Jack Zduriencik (New York Mets)

Career Notes: Graduated Cibola (Rio Rancho, NM) High, 1983...graduated Trinidad State Junior College in 1985 where he hit .529 with 25 home runs and 98 RBI in 2 seasons...originally selected in 2nd round of 1985 June Free Agent Draft by the New York Mets organization...was 2nd in the South Atlantic League in RBI in 1986...was selected to play in the league All-Star game ...signed as a free agent by the Chicago White Sox on 3-12-91...son of former Cardinal, Expo and Brave pitcher Larry Jaster (1965-70).

YEAR	CLUB	AVG.	G	AB	R	H	2B	3B	HR	RBI	BB	SO	SB
1985	Columbia	.171	10	41	4	7	1	0	0	2	4	13	1
	Little Falls	.236	61	225	24	53	17	1	7	26	21	73	7
1986	Columbia	.252	116	437	71	110	20	4	14	87	38	99	6
1987	Lynchburg	.262	120	428	49	112	20	7	5	53	39	81	22
	Tidewater	.000	1	1	0	0	0	0	0	0	0	0	0
1988	St. Lucie	.179	35	106	13	19	3	0	0	7	12	31	3
	Columbia	.218	72	234	35	51	6	1	3	26	31	41	11
1989	St. Lucie	.214	33	98	9	21	3	0	2	11	14	22	4
	Jackson	.136	13	44	2	4	0	0	0	1	1	6	0
1990	Salinas	.264	59	212	23	56	10	1	5	29	22	38	3
1991	Birmingham	.265	104	362	40	96	14	4	7	44	36	74	1
1992	Birmingham	.279	96	326	45	91	13	2	7	33	45	65	3
	Vancouver	.267	20	60	8	16	2	2	1	8	11	12	2
1993	Memphis	.251	55	183	24	46	11	1	6	23	19	41	6

Oscar Anibal Jimenez Jr., OF

Ht.: 6-0; Wt.: 190; Bats: Right; Throws: Right.

Born: 12-18-74 in Panama City, Panama.

Resides: Panama City, Panama.

Resides: Signed as a non-drafted free agent, 2-3-92

Signed By: Allaird Baird and Pedro Salas

Career Notes: Graduated Instituto America (Panama City) High, 1992...named MVP of Venezuela National Tournament in 1992...finished 2nd in Northwest League with a .416 on-base percentage in 1993.

YEAR	CLUB	AVG.	G	AB	R	H	2B	3B	HR	RBI	BB	SO	SB
1992	Gulf Coast	.299	49	167	36	50	6	1	1	23	34	32	8
1993	Eugene	.266	62	184	34	49	15	2	5	18	40	65	16

Mark Duane Johnson, OF/2B

Ht.: 5-9; Wt.: 165; Bats: Left; Throws: Right.

Born: 8-19-69 in Kansas City, Missouri.

Resides: Gladstone, Missouri.

Acquired: Selected in 17th round of 1991 June Free Agent Draft

Signed By: Wil Rutenschroer

Career Notes: Graduated Oak Park (MO) High, 1987...received Associate of Arts Degree from Crowder (Neosho, MO) CC...attended University of Arkansas...named to *Baseball America's* 1991 Northwest League All-Star team...missed part of 1992 season due to pulled quadricep muscle...missed part of the 1993 season with a right elbow and right shoulder injury.

YEAR	CLUB	AVG.	G	AB	R	H	2B	3B	HR	RBI	BB	SO	SB
1991	Eugene	.311	50	205	46	65	9	4	8	28	26	29	31
1992	Baseball City	.277	27	94	15	26	2	4	0	9	10	7	3
1993	Memphis	.197	61	213	24	42	4	3	5	22	14	24	6

Heriberto Jose, 2B/SS

Ht.: 6-1; Wt.: 165; Bats: Right; Throws: Right.

Born: 11-23-74 in LaRomana, Dominican Republic.

Resides: LaRomana, Dominican Republic.

Acquired: Signed as a non-drafted free agent, 12-12-92

Signed By: Luis Silverio

Career Notes: Attended Tiburcio Milian Lopez High.

YEAR	CLUB	AVG.	G	AB	R	H	2B	3B	HR	RBI	BB	SO	SB
1993	Salcedo	.159	55	138	21	22	2	0	1	10	25	16	6

Benny Bo (Bo) Kennedy, RHP

Ht.: 5-11; Wt.: 180; Bats: Right; Throws: Right.

Born: 1-4-68 in Frederick, Missouri.

Resides: Elvins, Missouri.

Acquired: Signed as a free agent, 11-29-93

Signed By: George Bradley (Chicago White Sox)

Career Notes: Graduated Central Elvins (MO) High, 1986...originally selected in 6th round of 1986 June Free Agent Draft by Chicago White Sox organization...was MVP of Sarasota club in 1989...posted at least 10 wins a season from 1988-92...led Birmingham with 11 wins and 30 starts in 1990...signed as a free agent by Cincinnati organization on 11-24-92...was a non-roster invitee to the 1993 Cincinnati spring training camp.

YEAR CLUB	W-L	ERA	G	GS	CG	SHO	SV	IP	H	R	ER	BB	SO
1986 Sarasota	0-4	6.38	10	7	0	0	1	36.2	47	30	26	32	35
1987 Peninsula	0-1	6.62	15	5	0	0	1	50.1	57	41	37	44	43
Sarasota	4-2	2.72	9	8	0	0	0	53.0	45	23	16	19	50
1988 South Bend	10-8	3.48	27	27	5	1	0	176.0	158	81	68	71	109
1989 Sarasota	14-7	3.01	25	25	3	0	0	161.2	137	62	54	57	86
1990 Birmingham	11-12	4.73	30	30	3	0	0	175.0	175	118	92	89	121
1991 Birmingham	10-3	2.32	15	15	0	0	0	93.0	88	39	24	48	52
Vancouver	3-4	7.85	17	5	0	0	0	36.2	56	39	32	29	25
1992 Birmingham	10-7	2.38	18	18	6	1	0	128.2	117	48	34	30	65
Vancouver	1-2	6.32	4	4	0	0	0	15.2	21	20	11	9	15
1993 Chattanooga	1-1	6.75	2	2	0	0	0	9.1	12	7	7	5	10
Indianapolis	3-7	4.96	39	14	0	0	1	118.0	135	76	65	47	79

Michael Davidd Kern, OF

Ht.: 6-3; Wt.: 200; Bats: Right; Throws: Right.

Born: 1-17-74 in Pasadena, California.

Resides: Hawthorne, California.

Acquired: Selected in 8th round of 1992 June Free Agent Draft

Signed By: Gary Johnson

Career Notes: Graduated Culver City (CA) High, 1992.

YEAR CLUB	AVG.	G	AB	R	H	2B	3B	HR	RBI	BB	SO	SB
1992 Gulf Coast	.180	32	100	11	18	4	0	0	9	8	30	3
1993 Gulf Coast	.169	39	89	7	15	4	1	1	6	5	24	1

Tyrone Kingwood, OF

Ht.: 6-1; Wt.: 205; Bats: Right; Throws: Right.

Born: 10-7-65 in Bridgeport, Connecticut.

Resides: Stratford, Connecticut.

Acquired: Signed as a free agent, 1-94.

Signed By: Jethro McIntyre (Montreal Expos)

Career Notes: Graduated Bassick (Bridgeport, CT) High, 1984...attended Cleveland State University and Imperial Valley (CA) College...originally selected in 2nd round of 1987 June Free Agent Draft by Montreal Expos organization...signed as a free agent by Baltimore Orioles on 5-25-90...selected in Rule 5 Draft by Detroit Tigers organization on 12-9-91...released by Detroit in spring training in March, 1993.

YEAR CLUB	AVG.	G	AB	R	H	2B	3B	HR	RBI	BB	SO	SB
1987 Bradenton	.265	46	151	17	40	7	4	1	26	7	31	8
1988 West Palm Beach	.286	110	419	57	120	11	3	0	40	16	61	25
1989 West Palm Beach	.256	74	277	32	71	7	4	3	32	11	52	19
1990 Frederick	.335	90	334	47	112	21	0	7	52	20	48	13
1991 Hagerstown	.279	80	319	39	89	15	2	2	36	16	44	26
1992 London	.284	108	377	57	107	15	1	7	47	28	63	22
1993												

(Did Not Play)

Michael Charles (Mike) Knapp, C

Ht.: 6-0; Wt.: 195; Bats: Right; Throws: Right.

Born: 10-6-64 in Sacramento, California.

Resides: Sacramento, California.

Acquired: Signed as a free agent, 1-4-93

Signed By: Jesse Flores (California Angels)

Career Notes: Graduated Mira Loma (Sacramento) High, 1982...received Associates Degree from Sacramento City College in 1984...received Bachelor of Arts Degree in Economics from the University of California at Berkeley in 1986...originally selected by California in the 19th round of 1986 June Free Agent Draft...released by Angels on 3-28-91...signed as a free agent by Chicago Cubs on 3-30-91.

KNAPP Continued

YEAR CLUB	AVG.	G	AB	R	H	2B	3B	HR	RBI	BB	SO	SB
1986 Salem	.295	64	224	31	66	12	1	3	39	31	37	4
1987 Quad City	.266	91	327	34	87	14	3	1	31	27	48	1
1988 Midland	.263	100	327	34	86	12	1	3	33	35	64	1
1989 Midland	.328	20	64	7	21	2	0	2	6	3	8	0
Edmonton	.264	51	144	15	38	8	0	1	22	15	27	0
1990 Midland	.259	57	193	16	50	0	0	2	21	16	29	1
Edmonton	.205	12	39	3	8	0	1	0	4	4	6	0
1991 Charlotte	.256	92	266	19	68	12	0	1	33	19	49	4
1992 Iowa	.246	54	138	16	34	5	0	3	15	10	28	2
1993 Omaha	.290	70	200	22	58	7	0	2	19	34	32	2

Brian Richard Knowles, OF

Ht.: 6-1; Wt.: 190; Bats: Right; Throws: Right.

Born: 10-22-71 in Pittsburg, Kansas.

Resides: Melbourne, Florida.

Acquired: Signed as a non-drafted free agent, 7-20-93

Signed By: Herb Raybourn

Career Notes: Graduated Melbourne (FL) High, 1990...graduated Brevard (FL) Community College, 1993.

YEAR CLUB	AVG.	G	AB	R	H	2B	3B	HR	RBI	BB	SO	SB
(1994 will be first year in professional baseball)												

Jerry Scott Kutzler, RHP

Ht.: 6-1; Wt.: 185; Bats: Left; Throws: Right.

Born: 3-25-65 in Waukegan, Illinois.

Resides: Zion, Illinois.

Acquired: Signed as a free agent, 11-19-93

Signed By: Larry Monroe (Chicago White Sox)

Career Notes: Graduated Waukegan (IL), 1983...attended Triton College and William Penn College...originally selected in 6th round of 1987 June Free Agent Draft...named Florida State League Pitcher-of-the-Year in 1988...led FSL in wins and complete games while finishing 2nd in shutouts and 3rd in innings pitched...was a non-roster invitee to the White Sox spring training camp in 1989...made major league debut and recorded first win on 4-28-90 vs. Toronto...worked 5.0 innings allowing 4 hits and 3 earned runs...notched 2nd win on 5-16 vs. Baltimore...optioned back to Vancouver on 6-2...pitched in the Chicago Cubs organization in 1992 and Los Angeles system in 1993.

YEAR CLUB	W-L	ERA	G	GS	CG	SHO	SV	IP	H	R	ER	BB	SO
1987 Sarasota	1-1	4.95	4	3	0	0	0	20.0	14	13	11	7	16
Peninsula	5-2	4.10	10	9	2	1	0	64.0	53	34	29	24	30
1988 Tampa	16-7	2.79	26	26	12	4	0	184.0	154	73	57	39	100
1989 Birmingham	9-4	3.62	14	14	4	0	0	99.1	95	50	40	27	85
Vancouver	5-5	3.83	12	12	2	0	0	80.0	76	37	34	20	36
1990 Vancouver	5-7	4.20	19	19	0	0	0	113.2	124	64	53	34	73
Chicago (AL)	2-1	6.03	7	7	0	0	0	31.1	38	23	21	14	21
1991 Vancouver	5-10	5.06	29	24	5	1	0	158.1	199	98	89	62	64
1992 Winston-Salem	4-0	3.38	6	6	1	0	0	37.1	41	14	14	6	21
Charlotte	1-2	2.11	12	2	0	0	0	38.1	33	12	9	4	28
Iowa	0-0	3.00	2	0	0	0	0	3.0	5	2	1	0	0
1993 San Antonio	1-0	1.59	2	0	0	0	0	5.2	3	1	1	0	3
Albuquerque	5-6	5.58	35	11	0	0	1	100.0	124	70	62	31	50
Major League Totals	2-1	6.03	7	7	0	0	0	31.1	38	23	21	14	21

Roger Keith Landress, RHP

Ht.: 6-2; Wt.: 185; Bats: Right; Throws: Right.

Born: 8-3-68 in Atlanta, Georgia.

Resides: Lawrenceville, Georgia.

Acquired: Selected in 34th round of 1991 June Free Agent Draft

Signed By: Balos Davis

Career Notes: Graduated Brookwood (Snellville, GA) High, 1986...attended DeKalb College (Clarkston, GA) and received Marketing Degree from Augusta (GA) College in 1991.

YEAR CLUB	W-L	ERA	G	GS	CG	SHO	SV	IP	H	R	ER	BB	SO
1991 Eugene	7-3	4.50	22	0	0	0	2	52.0	59	29	26	17	44
1992 Appleton	2-2	1.86	17	0	0	0	0	29.0	18	9	6	10	21
Baseball City	2-2	3.29	22	2	0	0	0	27.1	29	13	10	13	9
1993 Wilmington	2-2	3.86	20	0	0	0	2	28.0	23	16	12	11	18
Memphis	3-4	3.14	26	0	0	0	2	51.2	55	21	18	15	25

Christopher Wilber (Chris) Limbach, LHP

Ht.: 6-3; Wt.: 200; Bats: Left; Throws: Left.

Born: 5-23-68 in Greenfield, Missouri.

Resides: Indianapolis, Indiana.

Acquired: Signed as a free agent, 1-4-93

Signed By: Tony Lucadello (Philadelphia Phillies)

Career Notes: Graduated Warren Central (Indianapolis) High, 1986... originally selected by Philadelphia Phillies in 21st round of 1986 June Free Agent Draft... named to South Atlantic League All-Star team in 1990.

YEAR	CLUB	W-L	ERA	G	GS	CG	SHO	SV	IP	H	R	ER	BB	SO
1986	Bend	0-2	3.89	19	2	0	0	2	41.2	38	27	18	31	33
1987	Bend	6-4	3.70	41	1	0	0	8	82.2	86	46	34	28	69
1988	Clearwater	1-5	2.81	43	1	0	0	9	83.1	88	30	26	27	51
1989	Spartanburg	0-0	1.20	8	0	0	0	0	15.0	14	6	2	7	12
	Clearwater	2-3	4.76	11	1	0	0	0	22.2	24	13	12	13	16
1990	Spartanburg	7-4	2.37	42	0	0	0	4	87.1	72	29	23	33	91
1991	Clearwater	5-4	2.05	39	0	0	0	6	48.1	27	13	11	14	54
	Reading	0-2	5.68	18	0	0	0	3	19.0	20	13	12	6	17
1992	Reading	1-3	3.14	53	0	0	0	5	83.0	70	35	29	17	57
1993	Memphis	3-4	2.73	42	5	0	0	6	92.1	85	34	28	22	82

Kevin Richard Long, OF

Ht.: 5-9; Wt.: 165; Bats: Left; Throws: Left.

Born: 12-30-66 in Van Nuys, California.

Resides: Phoenix, Arizona.

Acquired: Selected in 31st round of 1989 June Free Agent Draft

Signed By: Chuck McMichael and Harry Pritikin

Career Notes: Graduated Thunderbird High, 1985... attended University of Arizona... played on 1986 National Champions with the Wildcats... named Royals' Minor League Player-of-the-Month in July, 1989... led Eugene in games, at bats, runs, hits, doubles, and RBI... finished 8th in Northwest League with a .312 batting average... tied for 2nd in Royals minor league system with 6 triples in 1993.

YEAR	CLUB	AVG.	G	AB	R	H	2B	3B	HR	RBI	BB	SO	SB
1989	Eugene	.312	69	260	54	81	19	1	3	45	36	40	15
1990	Baseball City	.282	85	308	53	87	17	5	2	33	32	28	22
1991	Memphis	.275	106	407	60	112	18	2	3	35	45	63	27
1992	Omaha	.228	88	312	28	71	16	3	1	29	29	41	9
1993	Memphis	.272	79	301	47	82	14	6	1	20	37	56	7
	Omaha	.255	17	51	7	13	2	0	0	4	2	13	3

Ryan Marcus Long, 3B

Ht.: 6-2; Wt.: 185; Bats: Right; Throws: Right.

Born: 2-3-73 in Houston, Texas.

Resides: Houston, Texas.

Acquired: Selected in 2nd round of 1991 June Free Agent Draft

Signed By: Terry Wetzel

Career Notes: Graduated Dobie (Pasadena, TX) High, 1991.

YEAR	CLUB	AVG.	G	AB	R	H	2B	3B	HR	RBI	BB	SO	SB
1991	Gulf Coast	.311	48	177	17	55	2	2	0	20	10	20	6
1992	Eugene	.230	54	183	19	42	5	2	0	18	3	33	7
1993	Rockford	.290	107	396	46	115	27	6	8	68	16	76	16

Andres Lopez, LHP

Ht.: 6-0; Wt.: 150; Bats: Left; Throws: Left.

Born: Pimentel Provincia Cuarto, Dominican, Republic.

Resides: Santo Domingo, Dominican Republic.

Acquired: Signed as a non-drafted free agent, 2-26-92

Signed By: Luis Silverio and Diomedes Castellanos

Career Notes: Graduated Liceo "Agustin Bonilla" (DR), 1989... led Dominican Summer League with 20 saves in 1992.

YEAR	CLUB	W-L	ERA	G	GS	CG	SHO	SV	IP	H	R	ER	BB	SO
1992	Salcedo	2-1	1.16	33	0	0	0	20	46.2	39	13	6	17	49
1993	Gulf Coast	2-1	1.76	7	0	0	0	2	15.1	9	4	3	2	18
	Eugene	2-0	2.41	9	0	0	0	0	18.2	15	6	5	8	15

Mendy Lopez, SS

Ht.: 6-2; Wt.: 165; Bats: Right; Throws: Right.

Born: 10-15-74 in Pimentol Provincia Duarte, Dominican Republic.

Resides: Santo Domingo, Dominican Republic.

Acquired: Signed as a non-drafted free agent, 2-26-92

Signed By: Luis Silverio and Diomedes Castellanos

Career Notes: Graduated Liceo "Los Trinitanos".

YEAR CLUB	AVG.	G	AB	R	H	2B	3B	HR	RBI	BB	SO	SB
1992 Salcedo	.276	49	145	22	40	1	0	1	23	22	15	7
1993 Salcedo	.276	28	98	15	27	7	3	0	26	11	5	2

Jason David (David) Marshall, INF

Ht.: 6-0; Wt.: 175; Bats: Right; Throws: Right.

Born: 6-27-70 in El Paso, Texas.

Resides: Abilene, Texas.

Acquired: Selected in 13th round of 1992 June Free Agent Draft

Signed By: Terry Wetzel

Career Notes: Graduated Cooper (Abilene, TX) High, 1988...attended Texas A&M University.

YEAR CLUB	AVG.	G	AB	R	H	2B	3B	HR	RBI	BB	SO	SB
1992 Eugene	.281	10	32	5	9	1	0	0	1	0	7	1
Appleton	.237	37	114	10	27	2	1	1	12	3	29	0
1993 Wilmington	.240	92	279	34	67	13	2	1	27	18	49	0

Felix Martinez, SS

Ht.: 6-0; Wt.: 170; Bats: Switch; Throws: Right.

Born: 5-18-74 in Nagua, Dominican Republic.

Resides: Nagua, Dominican Republic.

Acquired: Signed as a non-drafted free agent, 3-5-93

Signed By: Luis Silverio

Career Notes: Graduated Salome Urena (DR), 1993.

YEAR CLUB	AVG.	G	AB	R	H	2B	3B	HR	RBI	BB	SO	SB
1993 Gulf Coast	.255	57	165	23	42	5	1	0	12	17	26	22

Jhonny Ernesto Martinez, RHP

Ht.: 5-11; Wt.: 155; Bats: Right; Throws: Right.

Born: 6-1-76 in Caracas, Venezuela.

Resides: Municipio, Venezuela.

Acquired: Signed as a non-drafted free agent, 11-10-93

Signed By: Chuck McMichael and Graciano Ravelo

Career Notes: Attended Liceo Jose Maria Varagas High.

YEAR CLUB	W-L	ERA	G	GS	CG	SHO	SV	IP	H	R	ER	BB	SO
(1994 will be first year in professional baseball)													

Ramon Martinez, 2B

Ht.: 6-1; Wt.: 170; Bats: Right; Throws: Right.

Born: 10-10-72 in Philadelphia, Pennsylvania.

Resides: Toa Alta, Puerto Rico.

Acquired: Signed as a non-drafted free agent, 1-15-93

Signed By: Johnny Ramos

Career Notes: Graduated Escuela Superior Catholica Bayamon (PR) High, 1990...graduated Vernon Regional Junior College, 1992.

YEAR CLUB	AVG.	G	AB	R	H	2B	3B	HR	RBI	BB	SO	SB
1993 Gulf Coast	.237	37	97	16	23	5	0	0	9	5	6	3
Wilmington	.253	24	75	8	19	4	0	0	6	11	9	1

Justin David McCoy, C

Ht.: 6-0; Wt.: 170; Bats: Right; Throws: Right.

Born: 8-16-74 in Murray, Utah.

Resides: South Jordan, Utah.

Acquired: Selected in 29th round of 1993 June Free Agent Draft

Signed By: Jeff McKay

Career Notes: Graduated Bingham (South Jordan, UT) High, 1993.

YEAR CLUB	AVG.	G	AB	R	H	2B	3B	HR	RBI	BB	SO	SB
1993 Gulf Coast	.148	39	81	3	12	2	1	0	7	3	22	0

Carlos Alberto Mendez, C

Ht.: 6-1; Wt.: 195; Bats: Right; Throws: Right.

Born: 6-18-74 in Caracas, Venezuela.

Resides: Caracas, Venezuela.

Acquired: Signed as a non-drafted free agent, 3-12-91

Signed By: Chuck McMichael and Graciano Ravelo

Career Notes: Graduated Pedro E. Collegio, 1991...tied for 2nd in doubles, tied for 6th in slugging percentage (.440) and was 9th in batting average in Gulf Coast League in 1992.

YEAR CLUB	AVG.	G	AB	R	H	2B	3B	HR	RBI	BB	SO	SB
1991 Salcedo	.313	49	182	34	57	15	1	1	30	11	9	3
1992 Gulf Coast	.305	48	200	34	61	16	1	3	33	8	14	2
1993 Gulf Coast	.313	50	163	18	51	10	0	4	27	4	15	6

Francisco Mendoza, 3B

Ht.: 6-0; Wt.: 190; Bats: Right; Throws: Right.

Born: 10-4-72 in Santo Domingo, Dominican Republic.

Resides: Santo Domingo, Dominican Republic.

Acquired: Signed as a non-drafted free agent, 1-3-92

Signed By: Luis Silverio and Diomedes Castellanos

YEAR CLUB	AVG.	G	AB	R	H	2B	3B	HR	RBI	BB	SO	SB
1992 Salcedo	.336	42	149	27	50	9	3	3	33	23	15	4
1993 Gulf Coast	.545	10	44	12	24	7	1	1	11	3	7	0
Wilmington	.236	42	123	12	29	9	1	1	15	12	31	0

Dennis Michael Moeller, LHP

Ht.: 6-2; Wt.: 195; Bats: Right; Throws: Left.

Born: 9-15-67 in Tarzana, California.

Resides: Granada Hills, California.

Acquired: Signed as a free agent, 11-28-93

Signed By: Guy Hansen

Career Notes: Graduated Cleveland (Reseda, CA) High, 1985...attended Los Angeles Valley College...originally selected in 17th round of 1986 June Free Agent Draft by Kansas City...pitched in the Royals organization from 1986-92...finished 6th in the Northwest League in ERA with a 3.06 mark in 1986...promoted to Appleton (Midwest League-A) for the 1987 campaign...missed 3 weeks due to soreness in his left elbow...was out a month of the 1988 season due to tendinitis in his left shoulder...split the 1989 season between Baseball City (Florida State League-A) and Memphis (Southern League-AA)...had a 9-0 record and a 1.77 ERA in 12 games (11 starts) at Baseball City...selected to play in the FSL All-Star Game...promoted to Memphis on June 17...placed on the Disabled List on July 26 for the remainder of the season with soreness in his left elbow...won 12 games in 1990 between Omaha and Memphis...split the 1991 campaign between Memphis and Omaha...began the season at the Double-A level in the Southern League...earned a promotion to Triple-A on June 28...won 7 while losing just 3 in 14 starts in the American Association with a 3.22 ERA...added to the Royals' winter roster for the 2nd time in his career following the season (also was added to the 40-man roster after the 1989 season)...went to spring training with Kansas City again in 1992...spent most of the '92 campaign at Omaha leading the club in victories and the American Association in wins...was the starting and winning pitcher for the American Association in the Triple-A All-Star game on 7-15...was recalled to Kansas City on 7-16 but did not make an appearance before being optioned back on 7-19...was recalled again on 7-28 and made his major league debut that night at Toronto...was the starting and losing pitcher allowing 3 ER in 4.1 IP in a 6-4 KC loss...went 0-2 in 3 more starts for the Royals (12.2 IP, 11 ER) before being optioned back to Omaha on 8-15...was recalled a 3rd time on 9-11 and made his last appearance on 9-23 vs. Seattle...traded to the Pittsburgh Pirates with pitcher Joel Johnston for second baseman Jose Lind on 11-19-92...was on the Pirates' Opening Day roster...earned first major league win on 4/15 when he pitched 2 scoreless innings in a 5-4 win over San Diego...optioned to Buffalo on 5-23 and remained with the Bisons the rest of the season.

MOELLER Continued

YEAR CLUB	W-L	ERA	G	GS	CG	SHO	SV	IP	H	R	ER	BB	SO
1986 Eugene	4-0	3.06	14	11	0	0	0	61.2	54	22	21	34	65
1987 Appleton	2-5	7.20	18	13	0	0	0	55.0	72	63	44	45	49
1988 Appleton	3-5	3.18	20	18	0	0	0	99.0	94	46	35	34	88
1989 Baseball City	9-0	1.77	12	11	2	0	0	71.0	59	17	14	20	64
Memphis	1-1	2.84	5	5	0	0	0	25.1	16	9	8	10	21
1990 Omaha	5-2	4.02	11	11	1	1	0	65.0	63	29	29	30	53
Memphis	7-6	6.25	14	14	0	0	0	67.2	79	55	47	30	42
1991 Memphis	4-5	2.55	10	10	0	0	0	53.0	52	24	15	21	54
Omaha	7-3	3.22	14	14	0	0	0	78.1	70	36	28	40	51
1992 Omaha	8-5	2.46	23	16	3	1	2	120.2	121	36	33	34	56
Kansas City	0-3	7.00	5	4	0	0	0	18.0	24	17	14	11	6
1993 Buffalo	3-4	4.34	24	11	0	0	0	76.2	85	43	37	21	38
Pittsburgh	1-0	9.92	10	0	0	0	0	16.1	26	20	18	7	13
Major League Totals	1-3	8.39	15	4	0	0	0	34.1	50	37	32	18	19

Steve Robert Montgomery, RHP

Ht.: 6-6; Wt.: 230; Bats: Right; Throws: Right.

Born: 2-21-74 in Warren, Ohio.

Resides: Warren, Ohio.

Acquired: Signed as a non-drafted free agent, 9-28-93

Signed By: Jerry Stephens

Career Notes: Graduated Maplewood (Cortland, OH) High, 1992.

YEAR CLUB	W-L	ERA	G	GS	CG	SHO	SV	IP	H	R	ER	BB	SO
(1994 will be first year in professional baseball)													

Julio Montilla, SS

Ht.: 5-10; Wt.: 170; Bats: Switch; Throws: Right.

Born: 6-9-73 in Caracas, Venezuela.

Resides: Caracas, Venezuela.

Acquired: Signed as a non-drafted free agent, 12-11-91

Signed By: Chuck McMichael and Graciano Ravelo

Career Notes: Graduated Leon Trujillo (Caracas) High, 1990.

YEAR CLUB	AVG.	G	AB	R	H	2B	3B	HR	RBI	BB	SO	SB
1992 Gulf Coast	.375	21	80	17	30	1	2	3	17	3	6	1
1993 Rockford	.273	84	289	34	79	13	3	2	27	18	38	6

Robert Vincent (Bobby) Moore, OF

Ht.: 5-10; Wt.: 165; Bats: Right; Throws: Right.

Born: 10-27-65 in Cincinnati, Ohio.

Resides: Cincinnati, Ohio.

Acquired: Signed as a free agent, 11-4-93

Signed By: Jerry Stephens

Career Notes: Graduated Purcell-Marian (Cincinnati) High, 1984...led Northwest League in hitting in rookie season at Eugene in 1987...named to NWL All-Star team...had 23 stolen bases in 24 attempts...led Florida State League with 85 runs scored in 1989...named to Southern League All-Star team in 1990...traded to Atlanta Braves on 12-10-91 in exchange for Rico Rossy...spent the 1993 season at Laredos of the Mexican League.

YEAR CLUB	AVG.	G	AB	R	H	2B	3B	HR	RBI	BB	SO	SB
1987 Eugene	.374	57	235	40	88	13	4	1	25	14	22	23
1988 Baseball City	.232	60	224	25	52	4	2	0	10	17	20	12
1989 Baseball City	.271	131	483	85	131	21	5	0	42	51	35	34
1990 Memphis	.303	112	422	93	128	20	6	2	36	56	32	27
1991 Omaha	.243	130	494	65	120	13	3	0	34	37	41	35
Kansas City	.357	18	14	3	5	1	0	0	0	1	2	3
1992 Richmond	.250	92	316	41	7	13	3	0	25	21	26	14
1993 Laredos	.340	108	435	82	148	24	3	7	43	46	27	23
Major League Totals	.357	18	14	3	5	1	0	0	0	1	2	3

Orber Moreno, RHP

Ht.: 6-1; Wt.: 140; Bats: Right; Throws: Right.

Born: 4-27-77 in Caracas, Venezuela.

Resides: Los Autos, Venezuela.

Acquired: Signed as a non-drafted free agent, 11-10-93

Signed By: Chuck McMichael and Graciano Ravelo

Career Notes: Attended Jose Manuel Siso Martinez High.

YEAR CLUB	W-L	ERA	G	GS	CG	SHO	SV	IP	H	R	ER	BB	SO
(1994 will be first year in professional baseball)													

Cesar Morillo, SS

Ht.: 5-9; **Wt.:** 175; **Bats:** Switch; **Throws:** Right.

Born: 7-21-73 in Caracas, Venezuela.

Resides: Caracas, Venezuela.

Acquired: Signed as a non-drafted free agent, 11-3-89

Signed By: Chuck McMichael and Graciano Ravelo

Career Notes: Graduated Liceo Pedro Emilio High, 1989.

YEAR CLUB	AVG.	G	AB	R	H	2B	3B	HR	RBI	BB	SO	SB
1990 Gulf Coast	.270	55	185	21	50	6	2	1	17	22	45	7
1991 Appleton	.250	63	236	35	59	9	3	1	17	38	54	9
Baseball City	.173	62	226	11	39	8	0	0	13	13	68	6
1992 Eugene	.244	51	180	28	44	9	1	1	17	21	40	6
Baseball City	.167	35	102	8	17	5	1	0	7	10	23	1
1993 Rockford	.260	101	327	47	85	13	3	3	36	30	65	4

Domingo R. Mota, 2B

Ht.: 5-8; **Wt.:** 180; **Bats:** Right; **Throws:** Right.

Born: 8-4-69 in Santo Domingo, Dominican Republic.

Resides: La Crescenta, California.

Acquired: Acquired in a trade with outfielder Chris Gwynn from the Los Angeles Dodgers for first baseman Todd Benzinger, 12-11-91

Signed By: Gib Bodet (Los Angeles Dodgers)

Career Notes: Attended Fullerton State University...named to Gulf Coast League All-Star team in 1990...son of former major leaguer Manny Mota...missed part of the 1993 season with a torn achilles tendon.

YEAR CLUB	AVG.	G	AB	R	H	2B	3B	HR	RBI	BB	SO	SB
1990 Kissimmee	.343	61	213	46	73	12	2	1	34	36	19	23
1991 Bakersfield	.275	104	408	75	112	20	2	8	44	44	83	37
1992 Memphis	.265	119	430	46	114	16	0	4	23	19	67	14
1993 Wilmington	.194	14	36	1	7	1	1	0	6	2	6	0
Memphis	.214	56	196	22	42	7	3	1	16	11	48	10

Jose Manuel Mota, INF

Ht.: 5-9; **Wt.:** 155; **Bats:** Switch; **Throws:** Right.

Born: 3-16-65 in Santo Domingo, Dominican Republic.

Resides: Glendale, California.

Acquired: Signed as a free agent, 12-5-91

Signed By: Dwayne Schaefer (Chicago White Sox)

Career Notes: Attended Cal State-Fullerton...was named 2nd baseman on *The Sporting News* College Baseball All-America team in 1985...originally selected in the 2nd round of the 1985 June Free Agent Draft by the Chicago White Sox...traded to the Texas Rangers on 12-12-85 completing a deal in which Texas traded infielder Wayne Tolleson and pitcher Dave Schmidt to the White Sox in exchange for pitcher Ed Correa, infielder Scott Fletcher and a player to be named later on 11-25-85...purchased by the Los Angeles Dodgers organization from Tulsa (Texas) club on 6-25-87...selected in minor league draft by Oakland on 12-6-88...obtained by San Diego Padres from Oakland on 6-12-89...made major league debut with San Diego on May 24, 1991...son of Manny Mota, outfielder with the Giants, Pirates, Expos and Dodgers and current coach with Los Angeles...brother, Domingo, plays in the Royals minor league system.

YEAR CLUB	AVG.	G	AB	R	H	2B	3B	HR	RBI	BB	SO	SB
1985 Niagara Falls	.303	65	254	35	77	9	2	0	27	28	29	8
Buffalo	.278	6	18	3	5	0	0	0	1	2	0	0
1986 Tulsa	.323	41	158	26	51	7	3	1	11	22	13	14
Oklahoma City	.278	71	255	38	71	9	1	0	20	24	43	7
1987 Tulsa	.211	21	71	11	15	2	0	0	4	13	12	2
San Antonio	.263	54	190	23	50	4	3	0	11	21	34	3
1988 San Antonio	.262	82	214	32	56	11	1	1	18	27	35	10
Albuquerque	.333	6	15	4	5	0	0	0	1	3	3	1
1989 Huntsville	.136	27	81	15	11	1	0	0	6	30	15	3
Wichita	.321	41	109	17	35	5	1	1	9	17	21	3
1990 Las Vegas	.300	92	247	44	74	4	4	4	21	42	35	2
1991 Las Vegas	.289	107	377	56	109	10	2	1	37	54	48	15
San Diego	.222	17	36	4	8	0	0	0	2	2	7	0
1992 Omaha	.230	131	469	45	108	11	0	3	28	41	56	21
1993 Omaha	.282	106	330	46	93	11	2	3	35	34	27	10
Major League Totals	.222	17	36	4	8	0	0	0	2	2	7	0

Stephen Clifford (Steve) Murphy, OF

Ht.: 5-8; Wt.: 165; Bats: Left; Throws: Right.

Born: 4-13-71 in Macomb, Illinois.

Resides: Germantown, Tennessee.

Acquired: Selected in 4th round of 1992 June Free Agent Draft

Signed by: Ken Gonzalez

Career Notes: Graduated Germantown (TN) High, 1989...attended Birmingham (AL) Southern University...missed entire 1992 season after breaking right wrist in the United States Olympic Trials...had the 4th highest batting average and 5th highest stolen base total in the Royals minor league system in 1993.

YEAR CLUB	AVG.	G	AB	R	H	2B	3B	HR	RBI	BB	SO	SB
1992												
					(Did Not Play)							
1993 Rockford	.292	110	349	56	102	17	5	2	49	48	69	29

James Xavier (Jim) Myers, RHP

Ht.: 6-1; Wt.: 185; Bats: Right; Throws: Right.

Born: 4-28-69 in Oklahoma City, Oklahoma.

Resides: Crowder, Oklahoma.

Acquired: Signed as a free agent, 12-24-93

Signed By: Bill Parese (San Francisco Giants)

Career Notes: Graduated Crowder (OK) High, 1987...selected in 35th round of 1987 June Free Agent Draft by San Francisco Giants...appeared on Giants 40-man roster following the 1990 season through the end of the 1992 campaign...was the Roloids Relief Man champion in the Texas League in 1991.

YEAR CLUB	W-L	ERA	G	GS	CG	SHO	SV	IP	H	R	ER	BB	SO
1987 Pocatello	0-2	8.69	10	2	0	0	0	19.2	29	21	19	16	12
1988 Pocatello	4-5	5.40	12	12	0	0	0	58.1	72	50	35	32	39
1989 Clinton	4-12	3.73	32	21	0	0	0	137.1	139	71	57	58	63
1990 San Jose	5-8	3.21	60	0	0	0	25	84.0	80	44	30	34	61
1991 Shreveport	6-4	2.48	62	0	0	0	24	76.1	71	22	21	30	51
1992 Phoenix	0-4	5.70	25	0	0	0	10	23.2	32	20	15	13	11
Shreveport	2-4	4.78	33	0	0	0	18	32.0	39	17	17	10	15
1993 Phoenix	2-5	3.68	31	3	0	0	0	58.2	69	35	24	22	20
Shreveport	2-2	2.01	29	0	0	0	1	49.1	50	14	11	19	23

Roderick Demond (Rod) Myers, OF

Ht.: 6-0; Wt.: 190; Bats: Left; Throws: Left.

Born: 1-14-73 in Conroe, Texas.

Resides: Conroe, Texas.

Acquired: Selected in 13th round of 1991 June Free Agent Draft

Signed By: Terry Wetzel

Career Notes: Graduated Conroe (TX) High, 1991...was selected to play in Midwest League All-Star game in 1993...finished 3rd in league with 5 complete games.

YEAR CLUB	AVG.	G	AB	R	H	2B	3B	HR	RBI	BB	SO	SB
1991 Gulf Coast	.278	44	133	14	37	2	3	1	18	6	27	12
Baseball City	.182	4	11	1	2	0	0	0	0	0	5	1
1992 Appleton	.220	71	218	31	48	10	2	4	30	39	67	23
1993 Rockford	.259	129	474	69	123	24	5	9	68	58	117	49

Rodney Luther (Rod) Myers, RHP

Ht.: 6-1; Wt.: 190; Bats: Right; Throws: Right.

Born: 6-26-69 in Rockford, Illinois.

Resides: Rockford, Illinois.

Acquired: Selected in 12th round of 1990 June Free Agent Draft

Signed By: Tony Levato

Career Notes: Graduated Rockford (IL) East High, 1987...attended University of Wisconsin, Madison.

YEAR CLUB	W-L	ERA	G	GS	CG	SHO	SV	IP	H	R	ER	BB	SO
1990 Eugene	0-2	1.19	6	4	0	0	0	22.2	19	9	3	13	17
1991 Appleton	1-1	2.60	9	4	0	0	0	27.2	22	9	8	26	29
1992 Lethbridge	5-8	4.01	15	15	5	0	0	103.1	93	57	46	60	76
1993 Rockford	7-3	1.79	12	12	5	2	0	85.1	65	22	17	18	65
Memphis	3-6	5.62	12	12	1	1	0	65.2	73	46	41	32	42

Angel Navarro, OF

Ht.: 6-2; Wt.: 170; Bats: Left; Throws: Left.

Born: 1-27-75 in Santurce, Puerto Rico.

Resides: Canovanas, Puerto Rico.

Acquired: Signed as a non-drafted free agent, 1-19-94

Signed By: Johnny Ramos

Career Notes: Graduated Luis Hernaiz Veronee (PR) High, 1993.

YEAR CLUB	AVG.	G	AB	R	H	2B	3B	HR	RBI	BB	SO	SB
(1994 will be first year in professional baseball)												

Rodney Bob Nelson, RHP

Ht.: 6-6; Wt.: 230; Bats: Right; Throws: Right.

Born: 8-28-74 in Bay City, Texas.

Resides: Wharton, Texas.

Acquired: Signed as a non-drafted free agent, 9-1-93

Signed By: Terry Wetzel

Career Notes: Graduated Wharton (TX) High, 1992...attended Navarro Junior College.

YEAR CLUB	W-L	ERA	G	GS	CG	SHO	SV	IP	H	R	ER	BB	SO
(1994 will be first year in professional baseball)													

Andre Lafuenzio Newhouse, OF

Ht.: 6-0; Wt.: 190; Bats: Right; Throws: Right.

Born: 6-30-72 in Houston, Texas.

Resides: Houston, Texas.

Acquired: Selected in 24th round of 1990 June Free Agent Draft

Signed By: Terry Wetzel

Career Notes: Graduated Sterling (Houston, TX) High, 1990...tied for 8th in the Northwest League with a .303 batting average in 1992.

YEAR CLUB	AVG.	G	AB	R	H	2B	3B	HR	RBI	BB	SO	SB
1990 Gulf Coast	.200	20	40	7	8	3	0	0	2	12	15	0
1991 Gulf Coast	.255	44	149	31	38	4	1	3	16	27	36	8
1992 Eugene	.303	57	211	32	64	12	0	4	26	24	49	20
Appleton	.211	50	161	26	34	7	1	1	22	18	59	5
1993 Rockford	.240	94	271	42	65	18	0	2	28	26	68	24

Sergio Augusto Nunez, SS

Ht.: 5-11; Wt.: 155; Bats: Right; Throws: Right.

Born: 1-3-75 in Santo Domingo, Dominican Republic.

Resides: Santo Domingo, Dominican Republic.

Acquired: Signed as a non-drafted free agent, 11-15-91

Signed By: Luis Silverio and Diomedes Castellanos

Career Notes: Graduated Lico Secuoderio "Las Americas", 1991.

YEAR CLUB	AVG.	G	AB	R	H	2B	3B	HR	RBI	BB	SO	SB
1992 Salcedo	.302	62	202	49	61	4	5	0	30	31	21	29
1993 Salcedo	.341	70	249	63	85	18	2	2	35	50	17	32

Luke Oglesby, OF

Ht.: 5-7; Wt.: 155; Bats: Left; Throws: Right.

Born: 6-27-71 in Pueblo, Colorado.

Resides: Fort Collins, Colorado.

Acquired: Selected in 26th round of 1993 June Free Agent

Signed By: Gary Johnson and Terry Wetzel

Career Notes: Graduated Rocky Mountain (Fort Collins, CO), 1990...attended Colorado State University and University of New Mexico...finished 4th in Northwest League with 26 stolen bases in 1993.

YEAR CLUB	AVG.	G	AB	R	H	2B	3B	HR	RBI	BB	SO	SB
1993 Eugene	.204	45	147	19	30	5	1	0	10	22	42	26

Gustavo Adolfo (Adolfo) Payano, OF

Ht.: 5-11; **Wt.:** 170; **Bats:** Right; **Throws:** Right.

Born: 4-10-73 in Santo Domingo, Dominican Republic.

Resides: Santo Domingo, Dominican Republic.

Acquired: Signed as a non-drafted free agent, 1-3-92

Signed By: Luis Silverio and Diomedes Castellanos

Career Notes: Graduated Colegio San Pablo, 1990...led Dominican Summer League in stolen bases in 1992.

YEAR	CLUB	AVG.	G	AB	R	H	2B	3B	HR	RBI	BB	SO	SB
1992	Salcedo	.338	59	213	51	72	9	4	1	27	34	22	37
1993	Gulf Coast	.325	40	114	23	37	7	1	0	8	8	16	15

Timothy Chester (Tim) Peek, RHP

Ht.: 6-2; **Wt.:** 210; **Bats:** Right; **Throws:** Right.

Born: 1-23-68 in Elkhart, Indiana.

Resides: Elkhart, Indiana.

Acquired: Signed as a free agent, 11-22-93

Signed By: Tony Lucadello (Philadelphia Phillies)

Career Notes: Graduated Elkhart (IN) Memorial High, 1986...attended Gulf Coast Community College...originally selected in 33rd round of 1986 June Free Agent Draft...signed as a free agent by Oakland organization 4-25-90.

YEAR	CLUB	W-L	ERA	G	GS	CG	SHO	SV	IP	H	R	ER	BB	SO
1987	Utica	1-1	1.40	4	4	0	0	0	25.2	20	4	4	7	13
	Spartanburg	2-3	3.21	10	9	1	0	0	56.0	50	24	20	16	39
1988	Batavia	1-7	7.07	13	12	1	0	0	56.0	69	58	44	44	45
1989	Clearwater	1-0	5.89	8	0	0	0	0	18.1	23	13	12	6	13
	Spartanburg	3-1	1.99	19	1	0	0	3	45.1	32	15	10	20	42
1990	Madison	5-3	2.70	39	0	0	0	7	56.2	41	19	17	10	70
1991	Huntsville	2-4	3.26	56	0	0	0	26	66.1	65	31	24	15	52
1992	Tacoma	4-3	2.98	57	0	0	0	3	87.2	87	38	29	37	52
1993	Tacoma	9-6	3.95	60	0	0	0	5	86.2	103	46	38	38	63

Edward Pascual Perez, RHP

Ht.: 6-1; **Wt.:** 165; **Bats:** Right; **Throws:** Right.

Born: 7-15-74 in Santiago, Dominican Republic.

Resides: Santiago, Dominican Republic.

Acquired: Signed as a non-drafted free agent, 12-16-91

Signed By: Luis Silverio and Oscar Martinez

Career Notes: Graduated Liceo Decarte High, 1992...finished tied for 5th in wins and 9th in ERA in the Dominican Summer League in 1992.

YEAR	CLUB	W-L	ERA	G	GS	CG	SHO	SV	IP	H	R	ER	BB	SO
1992	Salcedo	7-3	2.40	18	13	0	0	0	90.0	69	42	24	35	47
1993	Salcedo	3-2	2.08	33	0	0	0	12	47.2	47	21	11	10	23

Reuben Dario (Dario) Perez, RHP

Ht.: 6-1; **Wt.:** 165; **Bats:** Right; **Throws:** Right.

Born: 6-27-70 in Nigua, Dominican Republic.

Resides: Nigua, Dominican Republic.

Acquired: Signed as a non-drafted free agent, 11-12-87

Signed By: Luis Silverio and Hilario Soriano

Career Notes: Attended Liceo Seeundano High (DR)...brother of New York Yankee pitcher Melido and Royals pitcher Vladimir...named to Dominican Summer League All-Star team in 1988.

YEAR	CLUB	W-L	ERA	G	GS	CG	SHO	SV	IP	H	R	ER	BB	SO
1988	SF de Macoris	1-0	4.87	13	0	0	0	5	20.1	19	16	11	13	12
1989	LaRomana	9-4	3.30	15	14	3	1	0	90.0	94	47	33	26	44
1990	Gulf Coast	2-4	1.95	10	10	0	0	0	50.2	43	20	11	11	37
1991	Appleton	7-5	3.24	34	9	0	0	0	100.0	86	45	36	41	73
	Memphis	0-1	8.53	3	2	0	0	0	12.2	15	12	12	5	12
1992	Baseball City	8-4	3.05	28	16	2	1	0	118.0	107	46	40	36	82
1993	Wilmington	3-9	4.06	33	3	0	0	1	68.2	77	41	31	14	56

Vladimir Perez, RHP

Ht.: 6-1; **Wt.:** 180; **Bats:** Right; **Throws:** Right.

Born: 3-8-69 in Nigua, Dominican Republic.

Resides: Nigua, Dominican Republic.

Acquired: Signed as a free agent, 1-24-92

Signed By: Jose Perez (Philadelphia Phillies)

Career Notes: Originally signed as a non-drafted free agent by Philadelphia Phillies on March 26, 1986...traded to New York Mets with Shawn Barton for Bill Almon on March 21, 1988...tied for team lead in complete games (4) in 1988...brother of Yankee pitcher Melido and Royals hurler Dario.

YEAR	CLUB	W-L	ERA	G	GS	CG	SHO	SV	IP	H	R	ER	BB	SO
1986	Utica	2-5	7.00	13	8	0	0	0	45.0	59	39	35	29	25
1987	Spartansburg	3-2	4.36	46	1	0	0	5	74.0	81	46	36	42	50
1988	Little Falls	6-5	4.62	17	12	4	0	0	76.0	78	46	39	25	53
1989	Columbia	3-5	2.99	25	8	0	0	5	81.0	66	32	27	34	63
1990	St. Lucie	2-2	3.44	19	0	0	0	5	37.0	34	15	14	20	41
	Jackson	2-1	2.20	26	0	0	0	0	49.0	42	16	12	19	33
1991	Shreveport	1-1	3.35	27	0	0	0	1	43.0	40	16	16	19	22
1992	Baseball City	3-3	1.98	20	0	0	0	4	36.1	23	14	8	17	23
	Memphis	3-3	2.57	32	1	0	0	1	70.0	71	26	20	24	48
1993	Memphis	1-0	3.00	18	1	1	1	3	42.0	37	15	14	11	35

Douglas Robert (Doug) Peters, RHP

Ht.: 6-1; **Wt.:** 200; **Bats:** Right; **Throws:** Right.

Born: 2-14-68 in New Castle, Pennsylvania.

Resides: New Castle, Pennsylvania.

Acquired: Selected in 20th round of 1990 June Free Agent Draft

Signed By: Tony Levato

Career Notes: Graduated Shenango (PA) High, 1986...attended University of Indiana...was 4th in the Northwest League with a 1.73 ERA in 1990...led Eugene in wins, innings pitched and strikeouts.

YEAR	CLUB	W-L	ERA	G	GS	CG	SHO	SV	IP	H	R	ER	BB	SO
1990	Eugene	7-2	1.73	15	14	1	0	0	83.0	76	23	16	20	74
1991	Memphis	5-8	5.34	19	16	2	0	0	97.2	113	61	58	36	64
1992	Baseball City	0-2	4.02	4	4	0	0	0	15.2	19	8	7	2	11
1993	Rockford	2-2	3.11	11	7	0	0	0	46.1	46	25	16	13	34
	Memphis	1-2	5.87	6	6	0	0	0	23.0	32	16	15	10	14

Edward John (Eddie) Pierce, LHP

Ht.: 6-1; **Wt.:** 190; **Bats:** Left; **Throws:** Left.

Born: 10-6-68 in Arcadia, California.

Resides: San Dimas, California.

Acquired: Selected in 7th round of 1989 June Free Agent Draft.

Signed By: Gary Johnson

Career Notes: Graduated Glendora (CA) High, 1987...received a degree from Orange Coast (CA) JC...attended UC-Santa Barbara...selected in the 7th round of the 1989 June Free Agent Draft...added to the Royals 40-man roster for the 1st time following the 1991 season...spent most of the 1992 season in the Double-A Southern League...earned a September promotion to Kansas City...made 2 appearances with the big league club with no decisions...Major League debut came in a start September 6 vs. Chicago...tossed 4.0 innings, allowing 8 hits and 2 ER in the 3-2 Royals' win...only other appearance came in relief at New York on September 12...worked 1.1 scoreless inning in an 11-9 setback...was 10-10 with a 3.81 ERA in 25 games, all starts, for Memphis...paced the Chicks' staff in wins and strikeouts (131), while finishing 2nd behind Steve Curry in starts (25) and innings pitched (153.2)...walked 51 batters while striking out 131, the 5th highest total in the league...named the Southern League's Pitcher-of-the-Week from April 19-25...began the 1993 season at Memphis...was promoted to Triple-A Omaha on 7-24 where he spent the remainder of the season.

YEAR	CLUB	W-L	ERA	G	GS	CG	SHO	SV	IP	H	R	ER	BB	SO
1989	Eugene	2-2	2.77	27	0	0	0	4	39.0	24	19	12	26	71
1990	Baseball City	3-1	3.24	37	0	0	0	5	50.0	49	21	18	32	52
	Memphis	0-0	0.00	1	0	0	0	0	1.0	0	0	0	1	1
1991	Memphis	5-11	3.84	31	20	2	0	0	136.0	136	73	58	61	90
1992	Memphis	10-10	3.81	25	25	1	1	0	153.2	159	74	65	51	131
	Kansas City	0-0	3.38	2	1	0	0	0	5.1	9	2	2	4	3
1993	Memphis	6-5	3.74	37	2	0	0	1	67.1	65	35	28	34	53
	Omaha	0-2	5.45	12	2	0	0	0	34.2	40	24	21	13	20
M.L. Totals:		0-0	3.38	2	1	0	0	0	5.1	9	2	2	4	3

James Michael (Jim) Pittsley, RHP

Ht.: 6-7; Wt.: 215; Bats: Right; Throws: Right.

Born: 4-3-74 in DuBois, Pennsylvania.

Resides: DuBois, Pennsylvania.

Acquired: Selected in 1st round (17th overall)
of 1992 June Free Agent Draft

Signed By: Bob Carter

Career Notes: Graduated DuBois (PA) High, 1992...named to USA Today
1st team High School All-American in 1992...led DuBois High to state
runner-up position in Pennsylvania State baseball tournament.

YEAR CLUB	W-L	ERA	G	GS	CG	SHO	SV	IP	H	R	ER	BB	SO
1992 Gulf Coast	4-1	3.32	9	9	0	0	0	43.1	27	16	16	15	47
Baseball City	0-0	0.00	1	1	0	0	0	3.0	2	0	0	1	4
1993 Rockford	5-5	4.26	15	15	2	1	0	80.1	76	43	38	32	87

Alejandro Antonio Prieto, SS

Ht.: 5-11; Wt.: 150; Bats: Switch; Throws: Right.

Born: 6-19-76 in Caracas, Venezuela.

Resides: Caracas, Venezuela.

Acquired: Signed as a non-drafted free agent, 11-12-92

Signed By: Chuck McMichael/Graciano Ravelo

YEAR CLUB	AVG.	G	AB	R	H	2B	3B	HR	RBI	BB	SO	SB
1993 Gulf Coast	.246	45	114	14	28	3	0	0	6	9	13	4

Jason Christopher Pruitt, RHP

Ht.: 6-4; Wt.: 210; Bats: Left; Throws: Right.

Born: 5-20-73 in Danville, Virginia.

Resides: Ruffin, North Carolina.

Acquired: Selected as a sandwich pick between first and second round of
1991 June Free Agent Draft

Signed By: Balos Davis

Career Notes: Graduated Rockingham County (NC) High, 1991...missed
entire 1993 season after undergoing right rotator cuff surgery.

YEAR CLUB	W-L	ERA	G	GS	CG	SHO	SV	IP	H	R	ER	BB	SO
1991 Gulf Coast	2-3	3.00	10	8	1	0	0	36.0	39	23	12	27	30
1992 Eugene	4-8	5.09	16	14	0	0	0	70.2	81	59	40	39	47
Appleton	3-5	6.32	10	10	0	0	0	52.2	58	41	37	31	28
1993													

Antonio Puesan, RHP

Ht.: 6-1; Wt.: 175; Bats: Right; Throws: Right.

Born: 3-19-74 in Caracas, Venezuela.

Resides: Santo Domingo, Dominican Republic.

Acquired: Signed as a non-drafted free agent, 5-6-93

Signed By: Luis Silverio

Career Notes: Graduated Centro de Educacion Integral (DR) High, 1991...
attended Universidad Catolica Santo Domingo.

YEAR CLUB	W-L	ERA	G	GS	CG	SHO	SV	IP	H	R	ER	BB	SO
1993 Salcedo	2-3	5.50	13	12	1	0	0	54.0	54	39	33	54	19

Kristopher Mance (Kris) Ralston, RHP

Ht.: 6-2; Wt.: 200; Bats: Right; Throws: Right.

Born: 8-8-71 in Carthage, Missouri.

Resides: Carthage, Missouri.

Acquired: Selected in 21st round of 1993 June Agent Draft

Signed By: Ray Jackson

Career Notes: Graduated Carthage (MO), 1989...attended Crowder College
...attended Central Missouri State...his 7 wins at Eugene ranked 5th in
Northwest League in 1993.

YEAR CLUB	W-L	ERA	G	GS	CG	SHO	SV	IP	H	R	ER	BB	SO
1993 Eugene	7-3	2.74	15	15	1	0	0	82.0	52	29	25	36	75

Jeff Carvalho Ramos, C

Ht.: 6-2; Wt.: 180; Bats: Left; Throws: Right.

Born: 4-14-75 in Toronto, Ontario.

Resides: Toronto, Ontario.

Acquired: Selected in 36th round of 1993 June Free Agent Draft

Signed By: Jerry Stephens

Career Notes: Graduated Michael Power (Toronto, Ontario), 1993.

YEAR	CLUB	AVG.	G	AB	R	H	2B	3B	HR	RBI	BB	SO	SB
------	------	------	---	----	---	---	----	----	----	-----	----	----	----

(1994 will be first year in professional baseball)

Kevin Wayne Rawitzer, LHP

Ht.: 5-10; Wt.: 185; Bats: Left; Throws: Left.

Born: 2-28-71 in Oakland, California.

Resides: Danville, California.

Acquired: Selected in 12th round of 1993 June Free Agent Draft

Signed By: Dave Herrera/Chuck McMichael

Career Notes: Graduated San Ramon (Danville, CA) High, 1989...attended Arizona State University.

YEAR	CLUB	W-L	ERA	G	GS	CG	SHO	SV	IP	H	R	ER	BB	SO
1993	Eugene	1-0	0.50	6	4	0	0	0	18.0	13	1	1	5	20
	Rockford	3-0	1.50	5	5	0	0	0	30.0	23	7	5	11	34

Kenneth Alan (Ken) Ray, RHP

Ht.: 6-2; Wt.: 180; Bats: Right; Throws: Right.

Born: 11-27-74 in Atlanta, Georgia.

Resides: Roswell, Georgia.

Acquired: Selected in 18th round of 1993 June Free Agent Draft

Signed By: Balos Davis

Career Notes: Graduated Roswell (GA) High, 1993.

YEAR	CLUB	W-L	ERA	G	GS	CG	SHO	SV	IP	H	R	ER	BB	SO
1993	Gulf Coast	2-3	2.28	13	7	0	0	0	47.1	44	21	12	17	45

Oscar J. (O.J.) Rhone, OF

Ht.: 6-2; Wt.: 180; Bats: Right; Throws: Right.

Born: 7-2-71 in McAlester, Oklahoma.

Resides: McAlester, Oklahoma.

Acquired: Selected in 8th round of 1993 June Free Agent Draft

Signed By: Gary Coleman and Chuck McMichael

Career Notes: Graduated McAlester (OK) High, 1989...attended Central Missouri State University.

YEAR	CLUB	AVG.	G	AB	R	H	2B	3B	HR	RBI	BB	SO	SB
1993	Eugene	.272	48	125	12	34	9	0	0	8	4	29	7

David Todd (Dave) Richards, LHP

Ht.: 6-3; Wt.: 215; Bats: Left; Throws: Left.

Born: 9-18-67 in Rock Island, Illinois.

Resides: El Cajon, California.

Acquired: Signed as a free agent, 8-10-93

Signed By: Dick Wiencek (Detroit Tigers)

Career Notes: Graduated Grossmont (LaMesa, CA) High, 1985...attended Grossmont Community College...originally selected in 29th round of 1987 June Free Agent Draft by the Detroit Tigers organization...pitched in the Seattle and St. Louis organizations...signed as a free agent by the Milwaukee Brewers organization, 8-19-92.

YEAR	CLUB	W-L	ERA	G	GS	CG	SHO	SV	IP	H	R	ER	BB	SO
1987	Bristol	0-2	4.40	20	2	0	0	0	45.0	49	26	22	22	56
1988	Fayetteville	3-9	1.97	47	0	0	0	6	68.2	49	17	15	29	84
1989	Lakeland	7-3	1.80	28	10	0	0	1	100.0	69	24	20	50	76
1990	London	6-6	4.28	45	0	0	0	8	54.2	61	27	26	35	74
1991	Jacksonville	3-0	1.57	10	0	0	0	0	23.0	12	4	4	9	22
	Calgary	0-2	7.63	10	0	0	0	0	15.1	27	14	13	13	13
	Jackson	1-1	2.66	29	0	0	0	1	44.0	30	13	13	22	55
1992	Arkansas	4-5	2.65	41	2	0	0	1	54.1	51	20	16	30	62
	El Paso	0-0	4.15	6	0	0	0	0	8.2	4	4	4	4	9
1993	El Paso	2-2	3.80	35	0	0	0	1	64.0	66	31	27	26	54
	Memphis	0-1	3.68	7	3	0	0	1	22.0	12	9	9	12	24

Michael Joseph (Mike) Roesler, RHP

Ht.: 6-5; Wt.: 210; Bats: Right; Throws: Right.

Born: 9-12-63 in Fort Wayne, Indiana.

Resides: Fort Wayne, Indiana.

Acquired: Signed as a free agent, 7-31-92

Signed By: Gene Bennett (Cincinnati Reds)

Career Notes: Graduated Bishop Luers (Ft. Wayne, IN) High...graduated Ball State University, 1986...originally selected in 17th round of 1985 June Free Agent Draft by Cincinnati Reds...had 2nd lowest ERA in Pioneer League in 1985...began 1989 season at Nashville (AAA) before being recalled on 8-7 by Cincinnati...made major league debut at San Francisco on 8-9...spent the rest of the season with Cincinnati...traded to Pittsburgh Pirates with infielder Jeff Richardson for outfielder Billy Hatcher on 4-3-90...began season with Pittsburgh...recorded his only major league win on 4-20 at Chicago, a 9-4 rain-shortened 6 inning contest...was optioned to Buffalo on 4-30 when rosters were trimmed from 27 to 25...was sent to Harrisburg on 7-24 where he spent the rest of the season...split time between Carolina (AA) and Buffalo (AAA) in 1991...appeared on the Pirates 40-man roster during spring training in 1992.

YEAR	CLUB	W-L	ERA	G	GS	CG	SHO	SV	IP	H	R	ER	BB	SO
1985	Billings	8-2	2.33	13	13	4	1	0	88.2	72	32	23	28	73
1986	Cedar Rapids	9-13	4.58	32	24	1	0	3	163.0	165	95	83	80	135
1987	Tampa	7-2	2.23	28	0	0	0	11	36.1	30	14	9	15	29
	Vermont	4-2	3.29	22	0	0	0	11	27.1	28	10	10	10	19
1988	Chattonooga	1-1	2.21	16	0	0	0	9	20.1	16	5	5	8	13
	Nashville	3-2	5.01	32	0	0	0	1	41.1	44	25	23	27	31
1989	Nashville	6-4	3.25	40	0	0	0	10	69.1	63	30	25	39	53
	Cincinnati	0-1	3.96	17	0	0	0	0	25.0	22	11	11	9	14
1990	Pittsburgh	1-0	3.00	5	0	0	0	0	6.0	5	2	2	2	4
	Buffalo	0-3	4.29	24	0	0	0	0	42.0	50	25	20	17	19
	Harrisburg	2-1	4.56	10	0	0	0	0	23.2	29	14	12	6	10
1991	Carolina	2-4	4.91	20	0	0	0	6	25.2	20	15	14	15	31
	Buffalo	5-4	3.56	33	0	0	0	8	48.0	46	19	19	21	33
1992	Buffalo	3-5	5.50	34	0	0	0	6	54.0	61	33	33	17	33
	Omaha	1-1	4.43	11	0	0	0	1	22.1	22	11	11	8	14
1993	Memphis	2-1	2.38	3	3	2	1	0	22.2	11	7	6	4	16
	Omaha	1-1	6.16	4	3	0	0	0	19.0	21	14	13	10	6
Major League Totals		1-1	3.77	22	0	0	0	0	31.0	27	13	13	11	18

Daniel Rohrmeier, OF

Ht.: 6-0; Wt.: 185; Bats: Right; Throws: Right.

Born: 9-27-65 in Cincinnati, Ohio.

Resides: Wood Ridge, Illinois.

Acquired: Signed as a free agent, 2-23-92

Signed By: Walt Widmayer (Chicago White Sox)

Career Notes: Graduated Elder (Cincinnati, OH) High, 1983...attended Miami Dade North and St. Thomas University...selected by the Chicago White Sox in the 5th round of the 1987 June Free Agent Draft...tied for the 1988 FSL lead in doubles while leading Tampa in games, at bats, runs, hits, total bases (168), triples and RBI...acquired by the Texas Rangers as the player to be named later in a 3-way deal with the New York Mets on 3-27-89...hit .319 in 57 games at Tulsa in 1989, finishing 3rd in the Texas League in batting...played in the 1990 Texas League All-Star Game...spent the bulk of the 1992 season with the Royals' Double-A club at Memphis in the Southern League...hit at a .323 clip in 123 games for the Chicks with 6 home runs and 69 RBI...ranked 3rd in the league in average and doubles (33) and 6th in on-base percentage (.364)...led the Chicks in average, hits (140) and doubles, while ranking 2nd in games played (123), at bats (433), runs scored (54) and RBI...promoted to Triple-A Omaha on August 28.

YEAR	CLUB	AVG.	G	AB	R	H	2B	3B	HR	RBI	BB	SO	SB
1987	Peninsula	.329	68	243	43	80	13	2	5	34	29	37	2
1988	Tampa	.259	114	421	53	109	28	8	5	50	27	58	11
1989	Sarasota	.216	25	74	11	16	2	0	1	4	12	15	1
	Charlotte	.308	18	65	9	20	3	1	1	11	7	8	0
	Tulsa	.319	57	210	24	67	3	4	5	27	11	20	5
1990	Tulsa	.305	119	453	76	138	24	7	10	62	37	51	14
1991	Tulsa	.292	121	418	67	122	20	2	5	62	60	57	3
1992	Memphis	.323	123	433	54	140	33	2	6	69	26	46	3
	Omaha	.241	8	29	4	7	1	0	1	5	3	4	0
1993	Omaha	.248	118	432	51	107	23	3	17	70	23	59	2

Glendon James Rusch, LHP

Ht.: 6-2; Wt.: 170; Bats: Left; Throws: Left.

Born: 11-7-74 in Seattle, Washington.

Resides: Seattle, Washington.

Acquired: Selected in 17th round of 1993 June Free Agent Draft

Signed By: Jeff McKay

Career Notes: Graduated Shorecrest (Seattle, WA) High, 1993.

YEAR	CLUB	W-L	ERA	G	GS	CG	SHO	SV	IP	H	R	ER	BB	SO
1993	Gulf Coast	4-2	1.60	11	10	0	0	0	62.0	43	14	11	11	48
	Rockford	0-1	3.38	2	2	0	0	0	8.0	10	6	3	7	8

Esteban Elias Salcedo, 1B/3B

Ht.: 6-1; Wt.: 175; Bats: Right; Throws: Right.

Born: 12-16-74 in Santo Domingo, Dominican Republic.

Resides: Santo Domingo, Dominican Republic.

Acquired: Signed as a non-drafted free agent, 1-3-92

Signed By: Luis Silverio and Diomedes Castellanos

Career Notes: Graduated Colegio Roberto Tavarez, 1992...was tied for 2nd in home runs and tied for 7th in doubles in the 1992 Dominican Summer League.

YEAR	CLUB	AVG.	G	AB	R	H	2B	3B	HR	RBI	BB	SO	SB
1992	Salcedo	.217	56	203	40	44	10	1	5	26	32	44	11
1993	Salcedo	.129	9	31	0	4	0	0	0	2	1	8	0

Manuel DeJesus (Manny) Sanguillen, C

Ht.: 6-1; Wt.: 185; Bats: Right; Throws: Right.

Born: 11-24-71 in Pittsburgh, Pennsylvania.

Resides: Boca Raton, Florida.

Acquired: Signed as a non-drafted free agent, 9-26-93

Signed By: Herb Raybourn

Career Notes: Graduated Montour (Pittsburgh, PA) High, 1989...attended Edison (FL) Community College.

YEAR	CLUB	AVG.	G	AB	R	H	2B	3B	HR	RBI	BB	SO	SB
(1994 will be first year in professional baseball)													

Christopher Jon (Chris) Sheehan, RHP

Ht.: 6-4; Wt.: 205; Bats: Right; Throws: Right.

Born: 1-5-69 in Minneapolis, Minnesota.

Resides: Kirkland, Washington.

Acquired: Selected in 27th round of 1992 June Free Agent Draft

Signed By: Jeff McKay

Career Notes: Graduated Blanchet (Seattle, WA) High, 1987...attended Utah State University...graduated Washington State University, 1992.

YEAR	CLUB	W-L	ERA	G	GS	CG	SHO	SV	IP	H	R	ER	BB	SO
1992	Eugene	2-3	4.18	19	4	0	0	2	56.0	67	36	26	14	38
1993	Rockford	9-5	2.85	30	12	2	0	5	116.2	97	40	37	22	99

Stephen Earl (Steve) Shifflett, RHP

Ht.: 6-1; Wt.: 205; Bats: Right; Throws: Right.

Born: 1-5-66 in Kansas City, Missouri.

Resides: Pleasant Hill, Missouri.

Acquired: Signed as a non-drafted free agent, 6-24-89

Signed By: Carl Blando

Career Notes: Graduated Pleasant Hill (MO) High, 1984...attended Longview (MO) CC and Emporia (KS) State...was 3rd in the Midwest League in games in 1990...led Royals minor league pitchers with 59 games in 1991 ...began 1992 season at Omaha...contract purchased by Kansas City on 7-3 ...made major league debut that night vs. Milwaukee...won first major league decision on 7-9 at Milwaukee...named the best reliever in the American Association by the league's managers in a mid-season poll...was on the 40-man roster during the 1993 spring training camp.

YEAR	CLUB	W-L	ERA	G	GS	CG	SHO	SV	IP	H	R	ER	BB	SO
1989	Appleton	3-3	4.15	18	2	0	0	0	39.0	34	25	18	19	13
1990	Appleton	6-5	2.94	57	0	0	0	10	82.2	67	35	27	28	40
1991	Memphis	11-5	2.15	59	1	0	0	9	113.0	105	34	27	22	78
1992	Omaha	3-2	1.65	32	0	0	0	14	43.2	30	8	8	15	19
	Kansas City	1-4	2.60	34	0	0	0	0	52.0	55	15	15	17	25
1993	Omaha	3-3	4.98	43	0	0	0	5	56.0	78	34	31	15	31
Major League Totals		1-4	2.60	34	0	0	0	0	52.0	55	15	15	17	25

Steven Michael (Steve) Sisco, 2B

Ht.: 5-9; Wt.: 180; Bats: Right; Throws: Right,

Born: 12-2-69 in Thousand Oaks, California,

Resides: Thousand Oaks, California.

Acquired: Selected in 16th round of 1992 June Free Agent

Signed By: Floyd Chandler

Career Notes: Graduated Thousand Oaks (CA) High, 1988...attended Fullerton (CA) State University...played in 2 College World Series finishing 2nd in 1992...named to the Northwest League All-Star team in 1992...led the league in hits, was 2nd in batting average, 3rd in at bats and 7th in on-base percentage (.396)...led 2nd basemen with a .962 fielding average...was named the Player-of-the-Week for July 27-August 2...selected to play on Midwest League All-Star game in 1993 and was named MVP.

YEAR CLUB	AVG.	G	AB	R	H	2B	3B	HR	RBI	BB	SO	SB
1992 Eugene	.330	67	261	41	86	7	1	0	30	26	32	22
Appleton	.250	1	4	1	1	0	0	0	0	0	1	0
1993 Rockford	.287	124	460	62	132	22	4	2	57	42	65	25

Jeffrey Scott (Jeff) Smith, RHP

Ht.: 6-0; Wt.: 195; Bats: Right; Throws: Right.

Born: 5-30-70 in Orlando, Florida.

Resides: Pasco, Washington.

Acquired: Selected in 44th round of 1991 June Free Agent Draft

Signed By: Jeff McKay

Career Notes: Graduated Pasco (WA) High, 1988...graduated Lower Columbia (Longview, WA) Junior College, 1990...attended Oregon State...selected to play in Carolina League All-Star game in 1993...finished 2nd in the league in saves and games finished (39).

YEAR CLUB	W-L	ERA	G	GS	CG	SHO	SV	IP	H	R	ER	BB	SO
1991 Eugene	3-8	3.94	15	15	0	0	0	77.2	88	46	34	21	74
1992 Appleton	6-3	3.81	24	10	0	0	0	82.2	79	38	35	27	58
Baseball City	0-1	6.43	2	2	0	0	0	7.0	10	6	5	1	6
1993 Wilmington	2-7	3.94	51	0	0	0	24	64.0	66	33	28	25	60

Larry Russell Smith, OF

Ht.: 6-2; Wt.: 200; Bats: Right; Throws: Right.

Born: 8-18-74 in Boulder, Colorado.

Resides: Broomfield, Colorado.

Acquired: Selected in 11th round of 1993 June Free Agent Draft

Signed By: Ray Jackson

Career Notes: Graduated Broomfield (CO) High, 1993.

YEAR CLUB	AVG.	G	AB	R	H	2B	3B	HR	RBI	BB	SO	SB
1993 Gulf Coast	.169	31	71	7	12	2	0	0	4	5	23	3

Thomas Joseph (Tom) Smith, OF

Ht.: 6-3; Wt.: 215; Bats: Switch; Throws: Right.

Born: 10-1-70 in Avon Park, Florida.

Resides: Avon Park, Florida.

Acquired: Selected in 7th round of 1990 June Free Agent Draft

Signed By: Allard Baird

Career Notes: Graduated Avon Park (FL) High, 1990...uncle is Royals pitcher Tom Gordon.

YEAR CLUB	AVG.	G	AB	R	H	2B	3B	HR	RBI	BB	SO	SB
1990 Gulf Coast	.142	39	134	11	19	4	1	0	4	11	51	7
1991 Appleton	.267	118	431	51	115	14	7	5	57	24	141	6
1992 Baseball City	.234	101	351	36	82	7	4	5	39	18	87	8
1993 Wilmington	.214	92	295	33	63	11	2	5	32	28	92	5

Toby Ray Smith, RHP

Ht.: 6-6; Wt.: 225; Bats: Right; Throws: Right.

Born: 11-18-71 in Bartlesville, Oklahoma.

Resides: Guthrie, Oklahoma.

Acquired: Selected in 32nd round of 1993 June Free Agent Draft

Signed By: Ray Jackson

Career Notes: Graduated Guthrie (OK) High, 1990...attended Connor (OK) State Junior College and Wichita State University...participated in the College World Series with the Shockers.

YEAR CLUB	W-L	ERA	G	GS	CG	SHO	SV	IP	H	R	ER	BB	SO
1993 Eugene	1-1	2.35	14	0	0	0	4	23.0	14	8	6	7	31

Rodney J. Sparks, 2B

Ht.: 6-0; Wt.: 165; Bats: Right; Throws: Right.

Born: 11-7-71 in Phoenix, Arizona.

Resides: Phoenix, Arizona.

Acquired: Signed as a non-drafted free agent, 2-15-93

Signed By: Chuck McMichael

Career Notes: Graduated Shadow Mountain (Phoenix, AZ) High, 1990... attended Mesa (AZ) Community College...missed entire 1993 campaign with a broken left arm.

YEAR CLUB	AVG.	G	AB	R	H	2B	3B	HR	RBI	BB	SO	SB
1993												

(Did Not Play)

Andrew David (Andy) Stewart, C/1B

Ht.: 5-11; Wt.: 205; Bats: Right; Throws: Right.

Born: 12-5-70 in Oshawa, Ontario, Canada.

Resides: Oshawa, Ontario, Canada.

Acquired: Signed as a non-drafted free agent, 9-1-89

Signed By: Balos Davis and Jerry Stephens

Career Notes: Graduated East Dale Collegiate High, 1989.

YEAR CLUB	AVG.	G	AB	R	H	2B	3B	HR	RBI	BB	SO	SB
1990 Gulf Coast	.192	21	52	5	10	4	0	0	1	9	13	3
1991 Baseball City	.231	77	268	27	62	15	1	3	35	7	56	6
1992 Baseball City	.258	94	283	31	73	13	1	4	38	21	45	3
1993 Wilmington	.277	110	361	54	100	20	3	8	42	26	88	7

Brady Kenneth Stewart, INF

Ht.: 5-11; Wt.: 180; Bats: Right; Throws: Right.

Born: 5-4-69 in Cincinnati, Ohio.

Resides: Cincinnati, Ohio.

Acquired: Selected in 21st round of 1990 June Free Agent Draft

Signed By: Jerry Stephens

Career Notes: Graduated Oak Hills High, 1987...attended Ohio State University.

YEAR CLUB	AVG.	G	AB	R	H	2B	3B	HR	RBI	BB	SO	SB
1990 Eugene	.165	34	85	15	14	2	0	0	2	10	16	6
1991 Appleton	.253	51	158	14	40	9	0	0	9	17	32	1
Baseball City	.237	42	131	14	31	7	0	1	9	11	40	2
1992 Appleton	.289	14	45	4	13	1	0	0	2	6	8	1
Baseball City	.181	62	204	26	37	4	1	0	5	19	57	7
1993 Wilmington	.217	87	258	22	56	6	0	0	21	14	61	7

Ramon A. Suarez, C

Ht.: 6-1; Wt.: 175; Bats: Right; Throws: Right.

Born: 8-31-75 in Cotui Sanchez Ramirez, Dominican Republic.

Resides: Cotui Sanchez Ramirez, Dominican Republic.

Acquired: Signed as a non-drafted free agent, 11-9-92

Signed By: Luis Silverio and Diomedes Castellanos

Career Notes: Attended Liceo Francisco Honriguez Y Carvajal.

YEAR CLUB	AVG.	G	AB	R	H	2B	3B	HR	RBI	BB	SO	SB
1993 Salcedo	.156	32	90	9	14	4	0	0	9	17	21	1

Carlos Ingver Subero, SS

Ht.: 6-0; Wt.: 155; Bats: Switch; Throws: Right.

Born: 6-15-72 in Caracas, Venezuela.

Resides: Caracas, Venezuela.

Acquired: Signed as a non-drafted free agent, 11-5-90

Signed By: Graciano Ravelo

Career Notes: Graduated Gran Colombia High, 1988.

YEAR CLUB	AVG.	G	AB	R	H	2B	3B	HR	RBI	BB	SO	SB
1991 Eugene	.174	6	23	2	4	1	0	0	2	0	7	0
Gulf Coast	.262	53	183	19	48	6	4	0	24	8	36	5
1992 Eugene	.227	7	22	3	5	0	1	0	1	0	3	0
Gulf Coast	.289	40	152	27	44	8	3	0	30	12	15	6
1993 Eugene	.243	68	251	23	61	5	0	1	21	18	50	6

Larry James Sutton, 1B

Ht.: 5-11; Wt.: 175; Bats: Left; Throws: Left.

Born: 5-14-70 in West Covina, California.

Resides: Temecula, California.

Acquired: Selected in 21st round of 1992 June Free Agent Draft

Signed By: Tony Levato

Career Notes: Graduated Mater Dei (Santa Ana, CA) High, 1988...received a Speech Communications Degree from the University of Illinois in 1992...won 2 Big Ten Baseball Championships at Illinois while being named to the All-Big Ten and All-American teams...named the Northwest League Most Valuable Player in 1992 finishing 1st in home runs (15) and RBI (58) and 4th in batting average (.311) just missing the Triple Crown...named to NWL All-Star team at first base while being named the 4th best prospect in the league by the managers at the end of the season...also led the league in total bases (142), on-base percentage (.433) and slugging percentage (.597)...named to Topps Short-Season Class-A/Rookie All-Star team...named Topps August Player-of-the-Month in the NWL...was Player-of-the-Week for July 12-18...also finished 2nd in the league in doubles, tied for 3rd in games, 4th in walks and tied for 5th in triples...led Midwest League in walks and on-base percentage (.424) in 1993.

YEAR	CLUB	AVG.	G	AB	R	H	2B	3B	HR	RBI	BB	SO	SB
1992	Eugene	.311	70	238	45	74	17	3	15	58	48	33	3
	Appleton	.000	1	2	1	0	0	0	0	0	2	1	0
1993	Rockford	.269	113	361	67	97	24	1	7	50	95	65	3

Michael John (Mike) Sweeney, C

Ht.: 6-1; Wt.: 195; Bats: Right; Throws: Right.

Born: 7-22-73 in Orange, California.

Resides: Ontario, California.

Acquired: Selected in 10th round of 1991 June Free Agent Draft

Signed By: Floyd Chandler

Career Notes: Graduated Ontario (CA) High, 1991...named to Northwest League All Star team in 1993.

YEAR	CLUB	AVG.	G	AB	R	H	2B	3B	HR	RBI	BB	SO	SB
1991	Gulf Coast	.216	38	102	8	22	3	0	1	11	11	9	1
1992	Eugene	.221	59	199	17	44	11	1	4	28	13	54	3
1993	Eugene	.240	53	175	32	42	10	2	6	29	30	41	1

Jose Sarante Taveras, OF

Ht.: 6-0; Wt.: 160; Bats: Right; Throws: Right.

Born: 12-17-76 in Nagua, Dominican Republic.

Resides: Nagua, Dominican Republic.

Acquired: Signed as a non-drafted free agent, 11-1-93

Signed By: Luis Silverio and Diomedes Castellanos

Career Notes: Attended Liceo Mercedes Bello (DR) High.

YEAR	CLUB	AVG.	G	AB	R	H	2B	3B	HR	RBI	BB	SO	SB
(1994 will be first year in professional baseball)													

Brian Kenneth Teeters, OF

Ht.: 5-10; Wt.: 175; Bats: Left; Throws: Left.

Born: 11-12-72 in Bakersfield, California.

Resides: Bakersfield, California.

Acquired: Selected in 18th round of 1992 June Agent Draft

Signed By: Doug Deutsch

Career Notes: Graduated Bakersfield (CA) High, 1990...graduated Bakersfield (CA) College, 1992...finished tied for 1st in Northwest League with 5 triples and 4th in stolen bases in 1992...was NWL Player-of-the-Week, June 28-July 4...missed entire 1993 season with a back injury.

YEAR	CLUB	AVG.	G	AB	R	H	2B	3B	HR	RBI	BB	SO	SB
1992	Eugene	.205	64	254	40	52	9	5	4	14	30	91	26
1993													
(Did Not Play)													

Dilson Dario Torres, RHP

Ht.: 6-3; Wt.: 200; Bats: Right; Throws: Right.

Born: 5-31-70 in Sur Edo Aragua, Venezuela.

Resides: Sur Edo Aragua, Venezuela.

Acquired: Selected in Rule 5 Draft (Triple-A) from Knoxville (Toronto) for Omaha, 12-13-93

Signed By: Epy Guerrero (Toronto Blue Jays)

Career Notes: Originally signed as a non-drafted free agent by Toronto Blue Jays organization on 12-10-90...led Dominican League in saves in 1992.

YEAR	CLUB	W-L	ERA	G	GS	CG	SHO	SV	IP	H	R	ER	BB	SO
1991	Santo Domingo	3-3	0.95	18	3	0	0	7	47.0	29	13	5	32	41
1992	Santo Domingo	2-0	1.61	25	0	0	0	14	39.0	26	9	7	14	43
1993	St. Catharines	1-4	3.13	17	0	0	0	3	23.0	21	13	8	6	23

Robert Allen Toth, RHP

Ht.: 6-2; Wt.: 180; Bats: Right; Throws: Right.

Born: 7-30-72 in Gardena, California.

Resides: Cypress, California.

Acquired: Selected in 10th round of 1990 June Free Agent Draft

Signed By: Floyd Chandler

Career Notes: Graduated Pacifica (Garden Grove, CA) High, 1990...was selected to play in 1993 Carolina League All-Star game in 1993...led all Royals minor league hurlers in strikeouts.

YEAR	CLUB	W-L	ERA	G	GS	CG	SHO	SV	IP	H	R	ER	BB	SO
1990	Gulf Coast	2-2	1.66	7	7	0	0	0	38.0	34	8	7	4	22
1991	Baseball City	2-3	2.83	13	10	0	0	0	63.2	53	24	20	23	42
1992	Appleton	7-6	3.39	23	22	2	0	0	127.1	111	58	48	34	100
1993	Wilmington	8-7	2.91	25	24	0	0	0	151.2	129	57	49	40	129

Ryan David Towns, RHP

Ht.: 6-2; Wt.: 210; Bats: Right; Throws: Right.

Born: 6-26-72 in Gonzales, Texas.

Resides: Gonzales, Texas.

Acquired: Selected in 33rd round of 1991 June Free Agent Draft

Signed By: Terry Wetzels and Chuck McMichael

Career Notes: Graduated Gonzales (TX) High, 1990...attended Blinn (Brenham, TX) Junior College.

YEAR	CLUB	W-L	ERA	G	GS	CG	SHO	SV	IP	H	R	ER	BB	SO
1991	Gulf Coast	0-1	7.59	10	1	0	0	0	10.2	5	9	9	23	13
1992	Gulf Coast	1-1	5.00	9	2	0	0	1	27.0	26	16	15	16	29
1993	Eugene	4-3	3.46	15	15	0	0	0	67.2	59	33	26	36	43

Modesto Villarreal, RHP

Ht.: 6-4; Wt.: 170; Bats: Right; Throws: Right.

Born: 10-29-75 in Panama City, Panama.

Resides: Panama City, Panama.

Acquired: Signed as a non-drafted free agent, 6-15-93

Signed By: Herb Raybourn and Pedro Salas

Career Notes: Graduated Jose Dolores Moscote (Panama) High, 1992.

YEAR	CLUB	W-L	ERA	G	GS	CG	SHO	SV	IP	H	R	ER	BB	SO
1993	Salcedo	3-1	11.51	14	2	0	0	0	22.2	43	41	29	20	14

Paul Stuart Vindivich, C/OF

Ht.: 6-2; Wt.: 190; Bats: Right; Throws: Right.

Born: 12-13-73 in Tacoma, Washington.

Resides: Tacoma, Washington.

Acquired: Selected in 18th round of 1992 June Free Agent Draft

Signed By: Jeff McKay

Career Notes: Graduated Mt. Tacoma (WA) High, 1992.

YEAR	CLUB	AVG.	G	AB	R	H	2B	3B	HR	RBI	BB	SO	SB
1992	Gulf Coast	.309	32	94	13	29	5	2	2	25	5	28	2
1993	Gulf Coast	.291	52	175	24	51	9	4	3	26	4	33	1

Vernon Hugh (Hugh) Walker, OF

Ht.: 5-11; Wt.: 210; Bats: Left; Throws: Right.

Born: 2-9-70 in Columbus, Ohio.

Resides: Jacksonville, Arkansas.

Acquired: Selected in 1st round of 1988 June Free Agent Draft

Signed By: Ken Gonzales

Career Notes: Graduated Jacksonville (AR) High, 1988...finished with 2nd highest home run total, 5th best RBI total and 5th highest slugging percentage (.456) in Royals minor league system in 1993.

YEAR	CLUB	AVG.	G	AB	R	H	2B	3B	HR	RBI	BB	SO	SB
1988	Boardwalk	.240	63	242	41	58	9	6	0	24	34	50	27
1989	Appleton	.256	103	344	38	88	13	3	6	40	35	74	13
1990	Baseball City	.244	128	463	51	113	15	6	4	54	32	107	28
	Omaha	.000	1	0	0	0	0	0	0	0	0	0	0
1991	Memphis	.231	117	407	40	94	16	6	4	43	29	107	13
1992	Memphis	.203	23	74	9	15	4	1	1	5	9	31	0
	Baseball City	.259	78	278	38	72	15	7	5	31	22	71	11
1993	Wilmington	.258	126	450	66	116	20	3	21	71	34	106	14

Eric Arnell Walls, OF

Ht.: 6-0; Wt.: 155; Bats: Left; Throws: Left.

Born: 9-13-72 in Centralia, Illinois.

Resides: Centralia, Illinois.

Acquired: Selected in 31st round of 1992 June Agent Draft

Signed By: Tony Levato

Career Notes: Graduated Centralia (IL) High, 1990...attended Greenville College ...attended Kaskaskia College.

YEAR	CLUB	AVG.	G	AB	R	H	2B	3B	HR	RBI	BB	SO	SB
1992	Gulf Coast	.288	51	177	31	51	3	0	1	25	31	34	16
1993	Gulf Coast	.282	24	71	10	20	2	5	0	9	5	12	5
	Rockford	.219	15	32	8	7	1	0	0	1	4	9	3

Leonard Howard (Leo) Weathersby III, OF

Ht.: 6-0; Wt.: 180; Bats: Right; Throws: Right.

Born: 5-13-75 in Los Angeles, California.

Resides: Los Angeles, California.

Acquired: Selected in 25th round of 1993 June Free Agent Draft

Signed By: Frank Baez

Career Notes: Graduated Hamilton (Los Angeles, CA) High, 1993.

YEAR	CLUB	AVG.	G	AB	R	H	2B	3B	HR	RBI	BB	SO	SB
1993	Gulf Coast	.158	33	76	6	12	1	0	0	7	3	26	0

John A. Weglarz, RHP

Ht.: 6-1; Wt.: 180; Bats: Right; Throws: Right.

Born: 11-12-70 in Queens, New York.

Resides: St. Franklin Square, New York.

Acquired: Selected in 30th round of 1992 June Free Agent

Signed By: Terry Wetzel


Career Notes: Graduated H. Frank Carey High (Franklin Square, N.Y.), 1988...attended Lamar University.

YEAR	CLUB	W-L	ERA	G	GS	CG	SHO	SV	IP	H	R	ER	BB	SO
1992	Eugene	2-3	3.28	19	4	0	0	1	57.2	51	26	21	22	70
1993	Rockford	5-5	2.83	23	4	0	0	3	63.2	47	22	20	23	74

Umpire Interview Policy

American League umpires shall cooperate with the news media concerning controversial plays, protested games and unusual incidents, ejections, etc. Any unusual play should be explained to the press box, usually between innings. Umpires are available for post game interviews relative to unusual or controversial happenings. The senior umpire is in charge of such interviews and will act as a spokesman for the "crew".

Media Kauffman Stadium Spring Training



Kansas City Royals Media Information

Kansas City Royals

Mailing Address:
P.O. Box 419969
Kansas City, MO 64141

Delivery Address:
One Royal Way
Kansas City, MO 64129

Kauffman Stadium intersects I-70 and Blue Ridge Cutoff
10 miles east of downtown Kansas City.

PHONES:

Royals Switchboard.....(816) 921-2200
Private P.R.921-8154
Press Box.....921-8000 ext.232 or 233
Visiting club and media phones(816)-921-9914
.....(816)-921-9915
.....(816)-924-9444
Royals' Fan Information Line921-8800
Dean Vogelaar at home.....(816) 578-4622
Steve Fink at home.....(816) 524-4430

CONTACT the Royals Public Relations Office (816/921-2200) for any information and questions (interview requests, photo requests, statistical requests, news releases, credential requests, etc.), Dean Vogelaar, Vice-President-Public Relations and Steve Fink, Assistant Director-Public Relations along with other Royals' Public Relations staff are available to accommodate you.

CREDENTIALS honored at Kauffman Stadium include: valid Royals credentials, Baseball Writers Association of America and American and National League working credentials.

TO REQUEST CREDENTIALS please contact Dean Vogelaar, Vice-President-Public Relations, P.O. Box 419969, Kansas City, MO 64141, 24 hours in advance of the requested date. Credential requests will be answered and/or filled by mail as time permits.

TO PICK UP CREDENTIALS not mailed please report on game day to the **WILL CALL** windows (1 or 2). The windows are located on the south side of Kauffman Stadium adjacent to the front lobby. Daily or season credentials will be issued only to **working** members of the media. Daily credentials must be displayed while at Kauffman Stadium.

PARKING CREDENTIALS should be requested with press credentials and will be filled when available. Baseball Writers Association of America and American and National League credentials are also valid for parking. All marked sports and news station vehicles will also be admitted.

MEDIA TICKETS on a limited basis are available for sports and news personnel and must be requested by **noon** on game days. Requests for media tickets should be directed to the Royals' P.R. office and may be picked up the day of the game at the Guest Ticket Window Number 5, also located on the south side of the stadium adjacent to the main lobby. The window opens 1 1/2 hours prior to the game. After picking up credentials or media tickets you should enter Kauffman Stadium through the press gate located on the south side adjacent to the main lobby. To enter the press box turn left on the concourse and walk back to the main lobby where the elevators are located. The Royals' offices are located on level 5, the press box on level 4, parking lot on level 3 and the clubhouse and field on level 1.

INTERVIEW periods are arranged prior to and following Royals' games through the Royals' Public Relations Department.

PRE-GAME: The manager, coaches and players are generally accessible during pre-game on the field, in the dugout and in the clubhouse. Players are not available during stretching and pre-game interviews should not interfere with the players specific game preparations. **Manager Hal McRae** usually arrives by 2:30 p.m. prior to night games and is available to the press from 2:30-3:30 p.m., then again during the players stretching period. McRae will generally not be available to the media during batting practice. We request that reporters and broadcasters leave the field and dugout area when infield practice begins (12:50 p.m. for 1:35 p.m. games and 6:20 p.m. for 7:05 p.m. games) and that photographers report to their assigned photo positions.

MANAGER POST-GAME: The Royals will conduct a post-game interview room for the manager, which will be located off the elevators on level one adjacent to the Royals clubhouse, immediately following each Royals home game. The post-game interview room is specifically designed (but not limited to) the electronic media. This is the only area where the electronic media may interview the manager post-game. There will be no post-game radio or TV interviews allowed in the manager's office. Post-game interviews with all personnel should generally be related to the game.

Media Information Continued

ROYALS CLUBHOUSE will be open to the media with clubhouse credentials for a period of 3 hours prior to game time until 45 minutes prior to the game. Post-game the clubhouse will be open approximately 5-10 minutes following the game. The Royals' clubhouse will be closed between games of a doubleheader. There will be occasions when the Royals may request the clubhouse be cleared for team meetings and we ask your cooperation at these times. **The training room is closed to everyone except players and Royals' officials.** The dugout is off limits in accordance with American League rules during the game for everyone except the manager, coaches, players and certain club officials.

PHOTOGRAPHERS will be assigned to photo bays on the field at the end of each dugout, the field level bay behind home plate or the bay located in the main press box. Photographers in the dugout field boxes should remain in the photo bays at all times during the game. If absolutely necessary, photographers who have to meet deadlines before the game ends should leave between innings only. Photographers shooting from the field level bay behind home plate must keep the gates closed. Photos are allowed during batting practice, but photographers should remain in foul territory in the area behind home plate. Photographers should assume their assigned positions at the conclusion of batting practice.

PRESS BOX is located on level 4 at Kauffman Stadium. Space is available for accredited members of the media on assignment only. The lower level is reserved for writers and broadcast reporters. The upper level is divided into individual broadcast booths for live coverage by radio and television networks. The **Press Room** is located adjacent to the press box for a pre-game meal and refreshments and is open for the media with appropriate credentials approximately 2 hours prior to the game and 1 hour following the game. Complete **NOTES, STATISTICAL INFORMATION and LINEUPS** are available approximately two hours prior to the game in the press box area.

Pre-Game Schedule

	1:35 Games	7:05 Games
Royals Hit	until 12:10 p.m.	until 5:40 p.m.
Visitors Hit	12:10-12:50 p.m.	5:40-6:20 p.m.
Visitors infield	12:50-1:00 p.m.	6:20-6:30 p.m.
Royals infield	1:00-1:10 p.m.	6:30-6:40 p.m.
Ground Crew	1:10-1:30 p.m.	6:40-7:00 p.m.
Umpires/Managers meet	1:30 p.m.	7:00 p.m.
Game Time	1:35 p.m.	7:05 p.m.

Baseball Writers Association of America Kansas City Chapter

Alan Eskew
Topeka Capital-Journal
Chairman

Bill Althaus
Independence Examiner

Sid Bordman*
Kansas City Star

Kelly Bradham
Nevada Daily Mail

Randy Covitz
Kansas City Star

Dennis Dodd
Omaha World-Herald

Jeff Flanagan
Kansas City Star

Bob Hentzen
Topeka Capital-Journal

Craig Horst
Associated Press

Alan Hoskins
Kansas City Kansan

Dick Kaegel
Kansas City Star

Blair Kerkhoff
Kansas City Star

Joe McGuff*
Kansas City Star

LaVelle E. Neal, III
Kansas City Star

Dale Phelps
Kansas City Star

Rick Plumlee
Wichita Eagle

Dick Puhr*
Independence Examiner

Jonathan Rand
Kansas City Star

Doug Tucker
Associated Press

Gib Twyman
Kansas City Star

Gary Van Cleave
Olathe Daily News

*-Gold Card Holder-Lifetime Honorary Membership

NOTE: Joe McGuff is in the Writers' Wing of the Baseball Hall of Fame

Media Information Continued

Restaurants (A Partial Listing)

Restaurant	Address	Telephone
Bristol Bar & Grill	4740 Jefferson	(816) 756-0606
Cascone's	3733 N. Oak. Street	(816) 454-7977
Dos Hombres	6318 Brookside Plaza	(816) 523-5462
Golden Ox	1600 Genessee	(816) 842-2866
Houlihan's	4743 Penn	(816) 561-3141
Plaza III Steakhouse	4749 Penn	(816) 753-0000
S.A. Sanders	4111 Blue Ridge Cut Off	(816) 924-6666
Savoy Grill	9th & Central	(816) 842-3890
Starker's	200 Nichols Road	(816) 753-3565
Stephenson's	40 Hwy. E. & Lee's Summit Rd.	(816) 373-5400
Stroud's	1015 East 85th St.	(816) 333-2132

Taxi Companies

Yellow	(816) 471-5000
--------	----------------

Automobile Rentals

Avis	(816) 243-5760
Hertz	(800) 654-3131
National	(800) 227-7368
Thrifty	(816) 367-2277

Telephone Company

Southwestern Bell	(816) 275-4300
-------------------	----------------

Airlines

American	(800) 433-7300
Continental	(816) 471-3700
Delta	(800) 221-1212
TWA	(816) 842-4000
United	(800) 241-6522
US Air	(800) 428-4322

Visiting Club Hotels

Club	Hotel	Telephone
Baltimore	Adams Mark	(816) 737-0200
Boston	Ritz-Carlton	(816) 756-1500
California	Westin	(816) 474-4400
Chicago	Ritz-Carlton (1st Trip)	(816) 756-1500
	Westin (2nd Trip)	(816) 474-4400
Cleveland	Westin	(816) 474-4400
Detroit	Westin	(816) 474-4400
Milwaukee	Westin	(816) 474-4400
Minnesota	Westin	(816) 474-4400
New York	Westin	(816) 474-4400
Oakland	Ritz-Carlton	(816) 756-1500
Seattle	Westin	(816) 474-4400
Texas	Westin	(816) 474-4400
Toronto	Westin	(816) 474-4400

Royals Radio and Television Networks

For the 20th consecutive season, Stauffer Communications' WIBW Radio (AM-580) in Topeka, Kansas, will serve as the Royals' flagship station.

Under the guidance of General Manager Tom Cheatham and Stauffer Chief Executive Officer, Frank Shepherd, the Royals' Radio Network will broadcast 15 spring training games and the entire 162-game regular season schedule. The network affiliate in the Kansas City area will be WDAF-AM, 610. In their 3rd year with the Royals, WDAF will offer its listeners comprehensive pre- and post-game programs.

The Royals Radio Network is one of the largest in Major League Baseball in terms of number of stations (more than 115) and geography (9 states).

In its 2nd season as the flagship station for the Royals' Television Network is KSMO-TV (Channel 62) in Kansas City. KSMO-TV is an independent station owned and operated by ABRY Communications which is headquartered in Boston, Massachusetts.

With Jim MacDonald (Manager Royals Baseball Television Network) in charge, the Royals Television Network will televise live 63 Royals' regular season games (59 road games and 4 home games) and 2 spring training contests during the '94 season.

The voices on the radio network will be familiar in 1994 with Denny Matthews and Fred White, the longest tenured pair in the American League, handling the play-by-play. Dave Armstrong, in his 2nd year, will be joined by former Royals' pitcher Paul Splittorff on the television network.



Denny Matthews will call the action on Royals' radio for the 26th season. He was chosen from more than 300 applicants for the number 2 announcer position prior to the Royals' initial season in 1969, then took over the number 1 job after the 1975 season. Matthews has also lent his play-by-play skills to the CBS Radio Network during portions of the regular season and during the 1982 and '85 World Series. The 1966 graduate of Illinois Wesleyan lettered in football and baseball for 3 years. He finished 8th in the nation (NAIA) in pass receiving in 1965. An avid collector of sports publications, Denny is single and resides in Leawood, KS.



Fred White enters his 21st year with the Royals. The award-winning announcer has worked college basketball and football games for CBS, NBC, TVS, Raycom and ESPN. His voice is heard year-round as he continues to draw college basketball assignments throughout the country. An Eastern Illinois University graduate, White has been named Kansas Sportscaster-of-the-Year several times. He was the "voice" of Kansas State University football and basketball for several seasons. He and his wife, Barb, reside in Leawood, KS. He has three children, Stacy, John and Joe Brett.

Don Free, who has worked for WIBW for 26 years, will begin his 9th year as the producer/engineer of the radio broadcasts. He and his wife Sandy, live in Topeka, KS with their daughters Kristin and Jennifer.

RADIO & TV Continued



Dave Armstrong begins his 2nd year as the play-by-play voice of the Kansas City Royals. Armstrong, 39, has spent the past 7 seasons calling the action for a number of Big Eight football and basketball games for the Raycom Sports, Jayhawk Basketball, Prime and Cyclone Television networks. He also has college basketball experience for ESPN and has provided play-by-play for ESPN for the American Legion Baseball World Series. He received his Bachelor's degree in Communications from John Brown University in Siloam Springs, Arkansas. He and his wife, Karen, live in Overland Park, KS and have 2 children, Tiffany and Troy.



Paul Splitterff begins his 7th year on the Royals' television network. The Royals' Hall of Famer and all-time winningest pitcher in club history has developed his broadcasting background since retiring in 1984 after pitching in the Royals' organization since 1968. He has worked locally as a play-by-play announcer and analyst for high school and collegiate football and basketball games and on the Royals pre and post game shows. He also handled the color commentary for ESPN during the 1985 season on the game-of-the-week and College World Series. Paul and his wife Lynn live in Blue Springs, MO and have 2 children, Jennifer and Jamie.

Kauffman Stadium Rainouts (41)

Year	No.	Details
1973	3	April 21 vs. Chicago, May 26 vs. Boston and September 7 vs. California.
1974	2	April 7 vs. Minnesota and June 8 vs. Cleveland.
1975	2	June 16 vs. California and August 25 vs. Baltimore.
1976	2	April 27 vs. Boston and April 28 vs. Boston.
1977	3	September 12 vs. Oakland, September 13 vs. Oakland and July 7 vs. Baltimore.
1978	0	None.
1979	2	April 10 vs. Detroit and May 19 vs. Minnesota.
1980	1	September 16 vs. California.
1981	3	April 13 (Opening Day) vs. Detroit, April 18 vs. Baltimore and May 13 vs. Texas.
1982	1	May 14 vs. Boston.
1983	3	April 8 (Opening Day) vs. Milwaukee, May 24 vs. Texas and June 26 vs. California.
1984	4	April 2 (Opening Day) vs. New York, April 7 vs. Cleveland, April 29 vs. Toronto and June 8 vs. California.
1985	2	June 3 vs. Milwaukee and June 21 vs. Seattle.
1986	3	April 27 vs. Boston, July 10 vs. Detroit and September 26 vs. Oakland.
1987	1	May 4 vs. Toronto.
1988	1	September 28 vs. Seattle.
1989	1	June 26 vs. Seattle.
1990	3	April 12 vs. Baltimore, May 2 vs. Milwaukee and May 15 vs. Boston.
1991	1	June 21 vs. Baltimore.
1992	2	April 19 vs. California, July 4 vs. Milwaukee.
1993	1	May 8 vs. Texas

By Month: April--14; May--9; June--8; July--3; August--1; Sept.--6; Oct.--0.

By Club: Baltimore--5; Boston--6; California--6; Chicago--1; Cleveland--2; Detroit--3; Milwaukee--4; Minnesota--2; New York--1; Oakland--3; Seattle--3; Texas--3; Toronto--2.

Rain-out Trivia: Of the 41 Kauffman Stadium rainouts, the Royals have won 23 of the 40 make-up games.

Ewing M. Kauffman Stadium

Recognized throughout baseball as one of the game's most beautiful ballparks, Kauffman Stadium is 22-years old in 1994. Kauffman Stadium, which had been known as Royals Stadium since its opening in 1973, was officially dedicated in honor of Ewing M. Kauffman in a ceremony at the stadium on July 2, 1993.

Since its opening a total of 41,259,742 people have visited Kauffman Stadium, with attendance topping the 2 million mark in 11 of the last 16 campaigns, including a record 2,477,700 in 1989.

The stadium opened April 10, 1973 with the Royals defeating Texas 12-1 before 39,464 fans. Since then, many exciting games have been contested here, including the 1973 All-Star game, 3 no-hitters, playoff games in 1976, '77, '78, '80, '81, '84 and '85 and 7 World Series contests in 1980 and 1985.

Kauffman Stadium features a \$1.7 million Astro Turf-8 Drainthru playing surface (manufactured by Monsanto) which covers both the infield and outfield, a 12-story high scoreboard and 322-foot wide water spectacular. The scoreboard contains 16,320 light bulbs, most of them on the 40-foot wide, 60-foot high screen. The water spectacular is the largest privately funded fountain in the world.

Added in 1990 is a state of the art Sony JumboTron color video display board, installed on the leftfield hillside. The largest video board in the U.S. measures 30 by 40 feet and the top of the board features the Royals logo. In keeping with the architecture of the stadium, the existing water spectacular featuring cascading water now extends to the leftfield corner.

Four circular ramps and 4 escalators make all sections easy to reach. 20,316 of the 40,625 seats are on the lower level with 2,487 on the club level (even with press facilities) and 17,822 on the upper level.

Media representatives work in the air conditioned comfort of a 2-level press box. The upper level includes 7 broadcasting booths with the lower section containing working space for the print media. There are also field and press level photographer and television camera positions.

On October 13, 1993 the Royals announced that beginning in 1995 Kauffman Stadium will feature a natural grass playing surface for the first time in its history. Details concerning the type of grass, drainage system and any modifications to the demensions will be made during the 1994 season. With the change to grass only Minnesota, Seattle and Toronto (all dome teams) will have artificial turf playing surfaces in the American League. Entering the 1994 season the Royals have played 1,665 games on artificial turf at Kauffman Stadium posting a 969-696 (.582) record.

Royals Grass/Turf Record

Year	Grass	Turf	Year	Grass	Turf
1969	69-93	---	1982	27-35	63-37
1970	65-97	---	1983	26-36	53-47
1971	85-76	---	1984	32-30	52-48
1972	76-78	---	1985	32-29	59-42
1973	40-41	48-33	1986	25-37	51-49
1974	37-44	40-41	1987	28-34	55-45
1975	40-41	51-30	1988	32-30	52-47
1976	41-40	49-32	1989	25-37	67-33
1977	36-32	66-28	1990	22-39	53-47
1978	28-41	64-29	1991	31-31	51-49
1979	31-37	54-40	1992	22-40	50-50
1980	42-27	55-38	1993	31-31	53-47
1981	24-20	26-33	Total	947-1076	1112-845

Stadium Facts

Seating Capacity	40,625
Outfield Distances	
Leftfield	330
Left-Center	385
Centerfield	410
Right-Center	385
Rightfield	330
Height of Fence	12 feet

Seating Breakdown

Club Box	2,487
Field Box	7,605
View Box	4,543
Plaza Reserved	7,641
View Reserved	13,279
General Admission	5,070

Starting Times

Day Games (Single and Doubleheader)	1:35 p.m.
Night Games	7:05 p.m.
Twi-Night Doubleheaders	5:05 p.m.

(Complete Schedule on Inside Back Cover)



Royals Yearly and Average Attendance

Year	Attendance	Dates	Average
*1969	902,183	73	12,359
*1970	693,047	72	9,626
*1971	910,784	72	12,650
*1972	707,656	69	10,256
1973	1,345,341	74	18,180
1974	1,173,292	78	15,042
1975	1,151,836	77	14,959
1976	1,680,265	78	21,542
1977	1,852,603	76	24,376
1978	2,255,493	80	28,194
1979	2,261,845	79	28,631
1980	2,288,714	81	28,256
1981	1,279,403	47	27,221
1982	2,284,464	80	28,556
1983	1,963,875	79	24,859
1984	1,810,018	77	23,507
1985	2,162,717	80	27,034
1986	2,320,764	78	29,753
1987	2,392,471	80	29,906
1988	2,350,181	80	29,377
1989	2,477,700	80	30,971
1990	2,244,956	78	28,781
1991	2,161,537	80	27,019
1992	1,867,689	79	23,642
1993	1,934,578	80	24,182
TOTAL	44,473,412	1,907	23,321

*The Royals played in Municipal Stadium from 1969-72.

1994 Spring Training Information

The 1994 spring training season marks the 7th year for the Kansas City Royals Spring Training Headquarters at Baseball City, Florida. The Royals play at Baseball City Stadium, a 7,000 seat stadium, which opened in the spring of 1988 with a natural grass infield and outfield. The baseball complex includes 5 additional full-sized fields adjacent to Baseball City Stadium. The Stadium and each of the fields feature the same dimensions as Royals Stadium in Kansas City. In addition, there are special major league and minor league hitting and pitching tunnels as well as office and clubhouse facilities to be used by the Royals' minor league clubs for spring training.

The Kansas City Royals major league spring training camp runs from February 20-April 1, featuring daily workouts from approximately 10:00 a.m.-1:30 p.m. until the exhibition game schedule begins on March 4. Pitchers and catchers begin working out February 21 and the full squad starts workouts on February 24. Major league workouts generally will be held in Baseball City Stadium and on the field immediately adjacent to the Stadium. When the Royals play exhibition road games, workouts are also generally held in Baseball City Stadium at 10:00 a.m.

The Royals six minor league affiliates will generally utilize the four-field cloverleaf facility from early March through early April for workouts and games. The daily minor league on-field schedule runs approximately from 10:00 a.m.-3:00 p.m. for workouts or through the conclusion of games scheduled to start at 1:00 p.m. beginning March 17.

Headquarters	Royals Office	Baseball City Stadium
Sonesta Villa Resort	Baseball City Stadium	Leftfield--330 feet
10000 Turkey Lake Rd.	300 Stadium Way	Centerfield--410 feet
Orlando, FL 32819	Davenport, FL 33837	Rightfield--330 feet
407-352-8051	813-424-7211	Fence--8 feet high
	Ticket Office	Turf--Grass
	813-424-2500	Seating Capacity--
	TicketMaster	7,000
	407-839-3900	

Spring Exhibition Attendance

Year	Home	Road	Other Sites	Total
1969	18,610	6,550	17,591	42,751
1970	22,901	13,325	-	36,226
1971	26,234	14,607	12,995	53,836
1972	24,729	18,598	-	43,327
1973	24,955	25,068	-	50,023
1974	25,244	15,284	4,327	44,855
1975	31,578	18,799	-	50,377
1976	16,524	6,996	-	23,520
1977	33,802	26,687	-	60,489
1978	40,742	23,519	-	64,261
1979	40,425	28,087	-	68,512
1980	39,017	27,419	-	66,436
1981	45,992	26,291	16,640	88,923
1982	50,938	27,463	-	78,401
1983	42,321	36,853	-	79,174
1984	59,190	30,709	7,390	97,289
1985	63,924	36,639	7,370	107,933
1986	65,354	38,397	19,016	122,767
1987	55,489	40,349	10,021	105,859
1988	89,999	58,354	5,137	153,490
1989	85,163	64,802	7,486	157,451
1990	20,535	26,548	-	47,083
1991	70,977	70,663	9,364	151,004
1992	87,058	67,762	-	154,820
1993	70,050	80,277	18,940	169,267
Totals	1,151,751	830,046	136,277	2,118,074

1994 Spring Training Schedule

DATE	DAY	OPPONENT	SITE	TIME (EST)	ROYALS	OPPONENTS
MARCH						
3	Thursday	Central Fla. U.	Baseball City	1:05 p.m.	_____	_____
4	Friday	Florida	Melbourne	1:05 p.m.	_____	_____
5	*Saturday	Houston	Kissimmee	1:05 p.m.	_____	_____
6	*Sunday	Houston	Baseball City	1:05 p.m.	_____	_____
7	Monday	Detroit	Baseball City	1:05 p.m.	_____	_____
8	Tuesday	Cleveland	Winter Haven	1:05 p.m.	_____	_____
		Florida (SS)	Baseball City	1:05 p.m.	_____	_____
9	Wednesday	Los Angeles	Vero Beach	1:05 p.m.	_____	_____
10	Thursday	St. Louis	St. Pete	1:05 p.m.	_____	_____
11	Friday	Florida	Baseball City	1:05 p.m.	_____	_____
		Chicago (SS)	Sarasota	1:05 p.m.	_____	_____
12	*Saturday	N.Y. Mets	Baseball City	1:05 p.m.	_____	_____
13	*Sunday	Cincinnati	Plant City	1:05 p.m.	_____	_____
14	Monday	Houston	Kissimmee	1:05 p.m.	_____	_____
		Chicago (SS)	Baseball City	1:05 p.m.	_____	_____
15	*Tuesday	Philadelphia	Baseball City	1:05 p.m.	_____	_____
16	Wednesday	Cleveland	Baseball City	1:05 p.m.	_____	_____
17	*Thursday	St. Louis	Baseball City	1:05 p.m.	_____	_____
18	Friday	Detroit	Lakeland	1:05 p.m.	_____	_____
19	*Saturday	%Cincinnati	Baseball City	1:05 p.m.	_____	_____
20	*Sunday	Atlanta	West Palm Beach	1:05 p.m.	_____	_____
21	Monday	N.Y. Mets	Port St. Lucie	1:10 p.m.	_____	_____
22	Tuesday	Detroit	Baseball City	1:05 p.m.	_____	_____
23	Wednesday	Off Day			_____	_____
24	Thursday	Cincinnati	Plant City	1:05 p.m.	_____	_____
25	Friday	Cleveland	Baseball City	1:05 p.m.	_____	_____
26	*Saturday	Los Angeles	Baseball City	1:05 p.m.	_____	_____
27	*Sunday	Detroit	Lakeland	1:05 p.m.	_____	_____
28	Monday	Philadelphia	Clearwater	1:05 p.m.	_____	_____
29	*Tuesday	Cincinnati	Baseball City	1:05 p.m.	_____	_____
30	Wednesday	Houston	Baseball City	1:05 p.m.	_____	_____
31	*Thursday	Cleveland	Winter Haven	1:05 p.m.	_____	_____
APRIL						
1	*Friday	Florida	Melbourne	1:05 p.m.	_____	_____
2	*Saturday	%Florida	Memphis	7:35 p.m. (CST)	_____	_____
3	*Sunday	Florida	Memphis	1:05 p.m. (CST)	_____	_____

(SS)—Split Squad %-KSMO-TV62 *Royals on Radio

Spring Exhibition Results

Year	Home	Road	Other Sites	Total	Pct.	Vs. A.L.	Vs. N.L.
1969	6-6	4-7	0-2	10-15	.400	7-4	3-11
1970	4-7	3-9	---	7-16	.304	4-5	3-11
1971	4-7	4-9	2-0	10-16	.385	5-6	5-10
1972	5-5	3-6	---	8-11	.421	5-5	3-6
1973	7-4	5-9	---	12-13	.480	6-6	6-7
1974	10-0	3-8	0-1	13-9	.591	10-5	3-4
1975	9-3	4-8	---	13-11	.522	11-5	2-6
1976	6-2	2-3	---	8-5	.615	6-4	2-1
1977	7-6	10-3	---	17-9	.654	11-7	6-2
1978	9-4	3-8	---	12-12	.500	6-9	6-3
1979	7-5	4-8	---	11-13	.458	8-10	3-3
1980	6-6	8-2	---	14-8	.636	7-6	7-2
1981	7-5	4-6	2-0	13-11	.542	10-5	3-6
1982	8-4	2-7-2	---	10-11-2	.476	5-6-1	5-5-1
1983	5-6	5-9	---	10-15	.400	2-10	8-5
1984	7-5-1	6-5-1	1-0	14-10-2	.583	5-6	9-4-2
1985	4-10	8-5	---	12-15	.444	4-9	8-6
1986	6-6-1	5-6	0-2	11-14-1	.440	9-7-1	2-7
1987	6-7	6-5	0-1	12-13	.480	8-6	4-7
1988	10-6	7-7	---	17-13	.567	11-5	6-8
1989	8-6	8-5-2	---	16-11-2	.593	10-4-1	6-7-1
1990	3-3	4-3-1	---	7-6-1	.536	6-5-1	1-1
1991	8-5-1	6-8	---	14-13-1	.518	6-6	8-7-1
1992	6-11	6-7-1	---	12-18-1	.400	6-8	6-10-1
1993	6-8	4-10	2-0	12-18	.400	5-6	7-12
Totals	164-137-3	124-163-7	7-6	295-306-10	.491	173-155-4	122-151-6

1993 Spring Training Statistics

Batting

PLAYER	AVG.	G	AB	R	H	2B	3B	HR	RBI	SH	SF	HP	BB	SO	SB	CS	GDP	E
Brett	.322	19	59	8	19	1	0	2	10	0	1	0	2	6	0	0	3	0
Brooks	.250	19	40	5	10	0	1	0	5	0	1	0	2	8	0	0	0	3
Gagne	.300	15	40	8	12	4	1	0	2	0	0	0	7	9	1	0	0	3
Gwynn	.167	11	24	2	4	1	0	0	0	0	0	0	3	5	0	0	2	0
Harmelin	.071	10	14	0	1	0	0	0	1	0	0	0	1	3	0	0	0	0
Hiatt	.356	15	45	9	16	4	4	1	4	0	0	1	5	7	2	2	3	6
Howard	.200	10	20	4	4	0	0	0	1	0	1	0	7	2	2	0	0	2
Jennings	.000	1	1	0	0	0	0	0	0	0	0	0	0	0	0	0	0	0
Jose	.282	22	78	11	22	2	0	4	16	1	0	0	4	16	5	1	2	0
Joyner	.343	24	70	13	24	2	0	1	12	0	3	0	10	6	1	1	2	0
Kingery	.150	14	20	2	3	1	0	0	0	0	0	0	0	4	1	0	0	1
Koslowski	.286	10	14	3	4	0	0	0	1	0	0	0	5	1	0	0	0	0
Lind	.377	20	61	3	23	2	0	0	7	0	1	0	2	4	0	0	0	3
Macfarlane	.232	19	56	8	13	3	1	1	6	0	1	1	2	7	0	0	2	2
Mayne	.408	19	49	6	20	4	1	0	7	0	0	0	4	4	0	2	3	0
McGinnis	.154	16	26	2	4	1	0	1	3	0	0	0	2	5	1	0	0	0
McRae	.262	23	84	12	22	2	0	0	7	0	1	0	6	15	5	2	3	0
McReynolds	.188	22	64	1	12	3	0	0	7	0	4	1	6	10	1	0	2	2
Miller	.438	9	32	5	14	3	0	0	4	0	0	0	2	2	4	1	1	2
Pulliam	.297	17	37	3	11	3	0	1	5	0	0	0	0	4	0	0	2	1
Ready	.043	10	23	0	1	0	0	0	1	0	0	0	3	2	0	0	0	0
Rossy	.286	12	21	4	6	1	0	1	7	1	2	0	0	2	0	0	2	3
Santovenia	.286	8	7	1	2	0	0	0	0	0	0	0	1	2	0	0	0	0
Shumpert	.222	4	9	0	2	1	0	0	1	0	0	0	0	2	0	0	0	1
Thurman	.172	13	29	4	5	2	0	0	0	0	0	0	2	6	0	1	1	0
Tucker	.000	2	2	0	0	0	0	0	0	0	0	0	0	0	0	0	1	0
Wilkerson	.306	18	49	8	15	2	0	0	6	2	2	0	3	4	3	1	0	4
Wilson	.375	9	24	3	9	0	0	0	1	0	0	0	3	1	1	1	0	2
TEAM	.279	30	1014	126	283	42	8	12	115	6	17	3	83	145	27	12	30	36
OPPONENTS	.279	30	1026	152	286	52	9	25	137	5	9	5	81	172	23	12	27	37

Pitching

PITCHER	W	L	ERA	G	GS	CG	SHO	SV	IP	H	R	ER	HR	HB	BB	SO	WP	BK	AVG.	OPP.
Appier	2	2	5.61	6	6	0	0	0	25.2	26	16	16	5	0	14	19	1	0	.265	
Aquino	0	0	7.20	5	1	0	0	0	10.0	13	8	8	2	1	2	5	0	0	.302	
Bailes	0	0	4.50	4	0	0	0	0	6.0	9	3	3	0	0	3	4	1	0	.333	
Brewer	0	1	4.85	11	0	0	0	0	13.0	16	7	7	3	0	6	8	0	0	.302	
Brown	0	0	2.25	2	0	0	0	0	4.0	4	1	1	0	0	0	2	0	0	.250	
Cone	1	2	4.85	6	5	0	0	0	26.0	23	15	14	1	2	11	21	2	0	.242	
DiPino	0	1	9.53	7	0	0	0	1	5.2	8	6	6	2	0	0	7	0	0	.320	
Gardner	0	1	3.60	5	2	0	0	0	15.0	12	6	6	0	1	3	10	1	0	.235	
Gordon	1	0	2.63	8	0	0	0	0	13.2	15	4	4	0	0	5	11	1	0	.278	
Gubicza	2	2	4.50	6	6	0	0	0	22.0	29	11	11	2	0	1	15	0	0	.319	
Haney	1	3	4.73	4	4	0	0	0	13.1	21	10	7	0	0	5	2	0	0	.362	
Magnanate	1	0	4.50	4	1	0	0	0	8.0	7	4	4	0	0	5	6	0	0	.226	
Meacham	1	0	4.76	11	0	0	0	0	17.0	16	13	9	3	1	3	12	0	0	.232	
Miceli	0	0	0.00	1	0	0	0	0	1.0	2	2	0	0	0	0	0	1	0	.333	
Montgomery	0	1	2.60	10	0	0	0	2	17.1	14	8	5	2	0	5	13	1	0	.215	
Morton	0	0	0.00	2	0	0	0	0	2.0	0	0	0	0	0	0	0	0	0	.000	
Pichardo	1	0	2.53	5	2	0	0	0	10.2	7	4	3	0	0	3	10	0	0	.179	
Pierce	0	0	6.00	2	0	0	0	0	3.0	3	2	2	0	0	1	2	0	0	.250	
Rasmussen	0	2	4.50	2	1	0	0	0	6.0	9	4	3	0	0	3	2	0	0	.391	
Reed	0	1	4.91	5	2	0	0	0	11.0	13	7	6	2	0	4	9	1	0	.271	
Roesler	1	0	0.00	1	0	0	0	0	1.0	0	0	0	0	0	0	0	0	0	.000	
Rojas	0	1	27.00	1	0	0	0	0	2.0	7	6	6	2	0	1	2	0	0	.538	
Sampen	1	0	4.35	7	0	0	0	0	10.1	16	7	5	0	0	1	2	0	0	.364	
Sauveur	0	0	---	1	0	0	0	0	0.0	0	1	1	0	0	4	0	1	0	---	
Shifflett	0	1	3.97	7	0	0	0	1	11.1	13	5	5	0	0	1	8	0	0	.295	
TEAM	12	18	4.67	30	30	0	1	4	258.0	286	152	134	25	5	81	172	10	0	.279	
OPPONENTS	18	12	3.60	30	30	1	3	8	262.2	283	126	105	12	3	83	145	12	0	.279	

Spring Training Attendance Records

Baseball City Stadium

8,732

vs. Boston

at Baseball City

March 15, 1992

Other Florida Sites

9,561

vs. Florida

at Jacksonville

April 3, 1993

Other Sites

12,553

vs. St. Louis

at Memphis

April 6, 1986

1994 ROYALS SPRING ROSTER

By Position, Numerical and Alphabetical

By Position	Numerical	Alphabetical
Pitchers (19)	3 Hamelin, Bob	52 Abbott, Paul
52 Abbott, Paul	4 Shumpert, Terry	75 Alvarez, Mike
55 Appier, Kevin	6 Howard, David	55 Appier, Kevin
50 Belinda, Stan	7 Gagne, Greg	48 Balboni, Steve
41 Brewer, Billy	8 Gaetli, Gary	50 Belinda, Stan
51 Burgos, Enrique	9 Quirk, Jamie	43 Boros, Steve
17 Cone, David	11 McRae, Hal	41 Brewer, Billy
36 Gordon, Tom	12 Joyner, Wally	30 Brooks, Hubie
27 Granger, Jeff	13 Lind, Jose	72 Burgess, Tommy
23 Gubicza, Mark	14 Gwynn, Chris	51 Burgos, Enrique
33 Haney, Chris	15 Macfarlane, Mike	60 Burton, Darren
49 Harris, Doug	16 Miller, Keith	68 Caceres, Edgar
58 Loynd, Mike	17 Cone, David	62 Caraballo, Gary
57 Magnante, Mike	19 Wilkerson, Curtis	29 Coleman, Vince
28 Meacham, Rusty	21 Montgomery, Jeff	17 Cone, David
38 Milacki, Bob	23 Gubicza, Mark	74 Cox, Jeff
21 Montgomery, Jeff	24 Mayne, Brent	71 Cram, Jerry
39 Nichols, Rod	25 Hiatt, Phil	44 Ezell, Glenn
35 Pichardo, Hipolito	27 Granger, Jeff	8 Gaetti, Gary
59 Ruskin, Scott	28 Meacham, Rusty	7 Gagne, Greg
Catchers (6)	29 Coleman, Vince	47 Goodwin, Tom
54 Jennings, Lance	30 Brooks, Hubie	36 Gordon, Tom
15 Macfarlane, Mike	31 Tucker, Michael	27 Granger, Jeff
24 Mayne, Brent	32 Rossy, Rico	23 Gubicza, Mark
37 McGinnis, Russ	33 Haney, Chris	14 Gwynn, Chris
53 Santovenia, Nelson	34 Jose, Felix	63 Halter, Shane
66 Strickland, Chad	35 Pichardo, Hipolito	3 Hamelin, Bob
Infielders (17)	36 Gordon, Tom	33 Haney, Chris
48 Balboni, Steve	37 McGinnis, Russ	49 Harris, Doug
68 Caceres, Edgar	38 Milacki, Bob	46 Henderson, Dave
62 Caraballo, Gary	39 Nichols, Rod	25 Hiatt, Phil
8 Gaetli, Gary	40 Koslofski, Kevin	6 Howard, David
7 Gagne, Greg	41 Brewer, Billy	54 Jennings, Lance
63 Halter, Shane	42 Kison, Bruce	70 Jones, Joe
3 Hamelin, Bob	43 Boros, Steve	34 Jose, Felix
6 Howard, David	44 Ezell, Glenn	12 Joyner, Wally
12 Joyner, Wally	45 May, Lee	42 Kison, Bruce
13 Lind, Jose	46 Henderson, Dave	40 Koslofski, Kevin
16 Miller, Keith	47 Goodwin, Tom	13 Lind, Jose
65 Randa, Joe	48 Balboni, Steve	58 Loynd, Mike
32 Rossy, Rico	49 Harris, Doug	15 Macfarlane, Mike
4 Shumpert, Terry	50 Belinda, Stan	57 Magnante, Mike
31 Tucker, Michael	51 Burgos, Enrique	45 May, Lee
67 Vitiello, Joe	52 Abbott, Paul	24 Mayne, Brent
19 Wilkerson, Curtis	53 Santovenia, Nelson	37 McGinnis, Russ
Outfielders (11)	54 Jennings, Lance	56 McRae, Brian
30 Brooks, Hubie	55 Appier, Kevin	11 McRae, Hal
60 Burton, Darren	56 McRae, Brian	28 Meacham, Rusty
29 Coleman, Vince	57 Magnante, Mike	38 Milacki, Bob
47 Goodwin, Tom	58 Loynd, Mike	16 Miller, Keith
14 Gwynn, Chris	59 Ruskin, Scott	21 Montgomery, Jeff
46 Henderson, Dave	60 Burton, Darren	39 Nichols, Rod
25 Hiatt, Phil	62 Caraballo, Gary	64 Norman, Les
34 Jose, Felix	63 Halter, Shane	35 Pichardo, Hipolito
40 Koslofski, Kevin	64 Norman, Les	76 Poquette, Tom
56 McRae, Brian	65 Randa, Joe	9 Quirk, Jamie
64 Norman, Les	66 Strickland, Chad	65 Randa, Joe
Manager	67 Vitiello, Joe	32 Rossy, Rico
11 McRae, Hal	68 Caceres, Edgar	59 Ruskin, Scott
Coaches	70 Jones, Joe	53 Santovenia, Nelson
43 Boros, Steve	71 Cram, Jerry	66 Strickland, Chad
44 Ezell, Glenn	72 Burgess, Tommy	4 Shumpert, Terry
42 Kison, Bruce	74 Cox, Jeff	31 Tucker, Michael
45 May, Lee	75 Alvarez, Mike	67 Vitiello, Joe
9 Quirk, Jamie	76 Poquette, Tom	19 Wilkerson, Curtis
Instructors		
75 Alvarez, Mike		
72 Burgess, Tommy		
74 Cox, Jeff		
71 Cram, Jerry		
70 Jones, Joe		
76 Poquette, Tom		

Royals Baseball — For the Fun of it All!

SUN	MON	TUE	WED	THU	FRI	SAT
APRIL						
					1	2
	4 TV BAL 2:05	5 OFF DAY	6 BAL 6:35	7 OFF DAY	8 CLE 1:35	9 CLE 1:35
10	11 BOS 7:05	12 BOS 7:05	13 BOS 7:05	14 BOS 7:05	15 CLE 6:05	16 CLE 12:05
17	18 TV CLE 6:05	19 TV DET 2:35	20 TV DET 7:05	21 TV DET 7:05	22 TV DET 7:05	23 TV MIL 1:05
24	25 TV MIL 1:05	26 TV TOR 7:05	27 TV TOR 7:05	28 TV DET 7:05	29 TV DET 7:05	30 TV MIL 7:05
MAY						
1	2 OFF DAY	3 TOR 6:55	4 TOR 6:55	5 TOR 6:55	6 TOR 6:55	7 CHI 4:55
8	9 TV CHI 1:35	10 TV MIN 7:05	11 TV MIN 7:05	12 TV MIN 7:05	13 TV OAK 7:05	14 TV OAK 7:05
15	16 TV OAK 7:05	17 TV SEA 7:05	18 TV SEA 7:05	19 TV SEA 7:05	20 TV CAL 7:05	21 TV CAL 7:05
22	23 TV CAL 7:05	24 TV TEX 7:05	25 TV TEX 7:05	26 TV TEX 7:05	27 TV TEX 7:05	28 TV NY 7:05
29	30 TV NY 7:05	31 TV BOS 6:05	MAY			

SUN	MON	TUE	WED	THU	FRI	SAT
JUNE						
	5 TV NY 7:05	6 TV BAL 7:05	7 TV BAL 7:05	8 TV BAL 7:05	9 TV TEX 7:05	10 TV TEX 7:05
11	12 TV TEX 7:05	13 TV CAL 7:05	14 TV CAL 7:05	15 TV CAL 7:05	16 TV SEA 7:05	17 TV SEA 7:05
18	19 TV SEA 7:05	20 TV OAK 7:05	21 TV OAK 7:05	22 TV OAK 7:05	23 TV MIN 7:05	24 TV MIN 7:05
25	26 TV MIN 7:05	27 TV CHI 7:05	28 TV CHI 7:05	29 TV CHI 7:05	30 TV CHI 7:05	
JULY						
1	2 TV TOR 7:05	3 TV TOR 7:05	4 TV TOR 7:05	5 TV TOR 7:05	6 TV TOR 7:05	7 TV TOR 7:05
8	9 TV TOR 7:05	10 TV MIL 7:05	11 TV MIL 7:05	12 TV MIL 7:05	13 TV MIL 7:05	14 TV DET 7:05
15	16 TV DET 7:05	17 TV DET 7:05	18 TV DET 7:05	19 TV DET 7:05	20 TV DET 7:05	21 TV DET 7:05
22	23 TV DET 7:05	24 TV CHI 7:05	25 TV CHI 7:05	26 TV CHI 7:05	27 TV CHI 7:05	28 TV MIN 7:05
29	30 TV MIN 7:05	31 TV MIN 7:05	JULY			

SUN	MON	TUE	WED	THU	FRI	SAT
	1 TV OAK 7:05	2 TV OAK 7:05	3 TV OAK 7:05	4 TV OAK 7:05	5 TV SEA 3:05	6 TV SEA 10:05
7	8 TV SEA 7:05	9 TV CAL 9:05	10 TV CAL 9:05	11 TV OFF DAY	12 TV TEX 7:05	13 TV TEX 7:05
14	15 TV TEX 1:35	16 TV OFF DAY	17 TV NY 7:05	18 TV NY 7:05	19 TV BAL 7:05	20 TV BAL 7:05
21	22 TV BAL 7:05	23 TV NY 7:05	24 TV NY 7:05	25 TV BAL 6:35	26 TV BAL 7:05	27 TV BAL 7:05
28	29 TV BAL 12:35	30 TV OFF DAY	31 TV CLE 6:05	AUGUST		

SUN	MON	TUE	WED	THU	FRI	SAT
SEPTEMBER						
1	2 TV BOS 7:05	3 TV CLE 7:05	4 TV CLE 7:05	5 TV OFF DAY	6 TV OFF DAY	7 TV BOS 7:05
8	9 TV BOS 7:05	10 TV CLE 7:05	11 TV CLE 7:05	12 TV OFF DAY	13 TV OFF DAY	14 TV BOS 7:05
15	16 TV BOS 7:05	17 TV TEX 7:05	18 TV TEX 7:05	19 TV TEX 7:05	20 TV CAL 7:05	21 TV CAL 7:05
22	23 TV CAL 7:05	24 TV SEA 7:05	25 TV SEA 7:05	26 TV SEA 7:05	27 TV OAK 7:05	28 TV OAK 7:05
29	30 TV OAK 7:05	31 TV MIN 7:05	1 TV MIN 7:05	2 TV OFF DAY	3 TV OFF DAY	4 TV CHI 7:05

SUN	MON	TUE	WED	THU	FRI	SAT
OCTOBER						
1	2 TV CHI 1:35	3 TV CHI 7:05	4 TV CHI 7:05	5 TV CHI 7:05	6 TV CHI 7:05	7 TV CHI 7:05
8	9 TV CHI 7:05	10 TV CHI 7:05	11 TV CHI 7:05	12 TV CHI 7:05	13 TV CHI 7:05	14 TV CHI 7:05

1994 SPECIAL EVENTS

- April 8 ROYALS OPENING DAY/BUD LIGHT MAGNETIC SCHEDULE (All Fans)
- April 30 LEAF CANDIES/ROYALS SPORTS BAG NIGHT (Youth 14 and Under)
- May 1 KANSAS CITY LIFE/ROYALS BASEBALL CARD SET DAY (All Fans)
- May 14 GEORGE BRETT HALL OF FAME INDUCTION/JERSEY RETIREMENT NIGHT (All Fans)
- May 28 FIREWORKS EXTRAVAGANZA PRESENTED BY KEMPER SERVICE COMPANY (All Fans)
- June 19 THE FAMOUS CHICKEN PRESENTED BY COCA-COLA (All Fans)
- July 3 DONRUSS BASEBALL CARD ALBUM DAY PRESENTED BY THE KANSAS CITY STAR (Youth 14 and Under)
- July 4 INDEPENDENCE DAY FIREWORKS (All Fans)
- July 31 JEFF MONTGOMERY GROWTH POSTER DAY PRESENTED BY MIDLAND DAIRY COUNCIL (Youth 14 and Under)
- Aug. 2 ROYALS CAMERA NIGHT (Camera-Carrying Fans Permitted on the Field Between 5:30 p.m. and 6:25 p.m.)
- Aug. 18 ROYALS FATHERS/KIDS GAME PRESENTED BY TOYS "R" US (5:45 p.m. - 6:15 p.m., All Fans)
- Aug. 21 SMOKEY BEAR/ROYALS COLLECTOR PIN DAY (All Fans)
- Sept. 3 FRANK WHITE HALL OF FAME INDUCTION/JERSEY RETIREMENT NIGHT (All Fans)
- Oct. 1 ROYALS FAN APPRECIATION NIGHT (All Fans)

Promotional Items Are Distributed to Fans With a Paid Admission. Promotional/Special Events Are Subject to Change.

KIDS RUN: Following each Sunday afternoon home game, kids 14 years of age and under can run around the bases on the Kauffman Stadium field (parents/guardians must escort their children onto the field).

AUTOGRAPH NIGHTS: Each Wednesday home game, fans can receive autographs from selected Royals' players between 5:45 p.m. and 6:15 p.m. NOTE: Due to other special events' scheduling, Kids Run and Autograph Nights are subject to cancellation.

TO CONFIRM SPECIAL EVENTS, KIDS RUN, AUTOGRAPH NIGHTS AND GAME TIMES CALL THE ROYALS' TICKET OFFICE AT 816-921-8000.

TV GAMES — Televised on KSHO TV12 and selected Midwest stations (check local listings). Televised games are subject to change.

RADIO BROADCASTS — Games air on WIBW 580 AM (Topeka), WDFW 610 AM (Kansas City), plus 110 additional stations in nine states throughout the Midwest.

All reproduction rights reserved.

★ ROYAL DISCOUNT NIGHTS — All Monday & Thursday home games are Royal Discount Nights, each \$9.00. View Level Reserved Seat is reduced to only \$4.50 — Your Best Sports Buy!

HOME GAMES — STADIUM TURNUSTILES OPEN 1 1/2 HOURS PRIOR TO GAME TIME. All times listed are local Kansas City times and subject to change.

© 1994 KANSAS CITY ROYALS BASEBALL CLUB

**PROUD
TO BE
YOUR BUD.**

