

KANSAS CITY ROYALS MEDIA GUIDE 2000



2000 ROYALS HALL OF FAME

All-Star outfielder **Willie Wilson** and manager **Whitey Herzog** will become the newest members of the Kansas City Royals Hall of Fame during the 2000 season. Induction ceremonies are scheduled for Saturday, July 1 at Kauffman Stadium.

Wilson and Herzog were each selected on at least 75 percent of the ballots issued to Royals Hall of Famers, selected members of the Kansas City media, Royal Lancers and Royals executives. They will become the 17th and 18th members of this select group that was established in 1986. For a complete list of the Royals Hall of Fame, please refer to pages 231-233 of the 2000 Royals Media Guide.

Wilson, a fleet-footed outfielder, was a first-round draft choice for the Royals in 1974 and reached the big leagues in 1976. He hit over .300 for four consecutive seasons from 1979-82 and stole more than 30 bases in 11 consecutive campaigns, including a league-leading and club record 83 steals in 1979.

In 1980, he became only the second player in baseball history to stroke 100 hits from each side of the plate while collecting a league-leading 230 hits. He earned a Rawlings Gold Glove Award in 1980, was the Royals Player of the Year in 1981 and earned a spot on the American League All-Star team in both 1982 and '83. He led the league in batting in 1982 with a .332 average and led the American League in triples five times.

He completed a 19-year big league career in 1994 with a .285 average, garnering 2,207 hits and 668 stolen bases.

Dorrel Norman Elvert (Whitey) Herzog, affectionately known as "The White Rat," managed the Royals from 1975-1979. He led the team to three straight American League Western Division titles, the first division titles in club history. His top season came in 1977 when he managed the Royals to a club record 102 wins. He was named Manager of the Year in 1976 by UPI. He is the Royals all-time winningest manager, posting a record of 410-304, a .574 winning percentage.



Willie Wilson



Whitey Herzog





More publications available at:

www.retroseasons.com/library/

TABLE OF CONTENTS

A.L. Championship Series ..	248-252	Omaha	286-287
Attendance Records	347-348	Players	302-338
Award Winners	224-225	Salcedo	298-299
Baseball Operations ...	278, 282-284	Spokane	294-295
Batting		Wichita	288-289
All-Time Top 10	220-221	Wilmington	290-291
A.L. Final, 1999	196	Opening Day Lineups	217
Big Days At Bat	214	Operating Officers	9-12
Designated Hitting	199	Opponents	258-275
1969-99	209	Pitching	
Pinch Hitting	198	All-Time Top 10	222-223
Royals Final, 1999	197	A.L. Final, 1999	196
Yearly Leaders	218	Low-Hit Games	215
Board of Directors	4-8	1969-99	209
Club Directory	2-3	Royals Final, 1999	197
Coaching Staff	16-23	Yearly Leaders	219
Day-by-Day, 1999	186-189	Player Bios, Major League	24
Division Series	252	Public Relations Directory	276
Draft, 1999	285	Public Relations Staff, Royals ...	342
Fielding Statistics		Radio and Television	344-345
A.L. Final, 1999	196	Recap, Royals 1999	190-194
1969-99	209	Records, All-Time Royals ..	237-246
Royals By Position, 1999	200	Roster	
Hall of Fame	IFC, 231-233	All-Time	234-236
Highs and Lows, 1999	201	2000	179-184
Home Runs	210-214	Schedule	Inside Back Cover
How They Joined the Royals ...	202	Scouts	278, 281
Kauffman Stadium	346	Spring Training	349-352
Last Time It Happened	227	Standings	
League Leaders, Royals	216	K.C. All-Time	208
Manager Tony Muser	14-15	Major League, 1999	195
Media Information	340-341	Streaks	226
Minor Leagues		Trades	228-230
Charleston	292-293	Training, Conditioning and	
Gulf Coast	296-297	Equipment	343
Instructors and Staff	300-301	Transactions, 1999	203-206
Latin America Operations	279	World Series	253-256

BOXES OF INTEREST

Addresses, Royals	4	Night Game, Definition	165
All-Star Break Record	91	No-Hitter Summary	215
All-Star Game Selections	44	Pinch-Hitter Rule	198
Aprils, Royals All-Time Best	63	Player/Pitcher of the Month	213
Baseball Statistics	116	Position Players as Pitchers	94
Baseball Writers	345	Rainouts, Kauffman Stadium	347
Behind The Scenes	70	Retired Numbers	233
Blown Leads, Biggest	174	Road Headquarters	6
Catchers Profiles, 1999	92	Rookie Batting Records	47
Clinching Dates	90	Rookie Pitching Records	178
Come From Behind Victories ...	112	Rookie Qualifications	95
Curfew, American League	108	Roster Limitations	196
Designated Hitter Rule	199	Runs, Royals All-Time Bests	246
Draft, 1969 Expansion	338	Runs Scored/Allowed, 1999	194
Draft, Top Picks	299	Run Support, 1999	134
Extra Inning Record	216	Save Rule	142
Farm System Standings, 1999 ..	338	Starting Lineups, 1999	72, 175
Gold Glove Winners, Royals	55	Steals of Home	128
Grass/Turf Records	230	Stolen Base Bests	135
Hitting Streaks	58	Suspended Game Rule	159
Home/Road Records	230	10+ Strikeout Games	146
Howser Award Winners	294	.300 Hitters	73
Kauffman Award Winners	281	Ticket Information	7
Kauffman Stadium Facts	348	Trading Regulations	230
Longest Games	67	25th Anniversary Team	9
Magic Number	66	20-Game Winners	82
Managerial Records/Roster ...	12, 15	Umpire Interview Policy	149
Month-by-Month	208	Vision Statement	10
Minor League Player of Year	283	Won-Loss Breakdown, All-Time ..	206
Mr. Baseball	284	Young Guns	124

ROYALS CLUB DIRECTORY

Officers

Chairman of the Board–Chief Executive Officer David Glass
President Mike Herman
Executive Vice President & General Manager Herk Robinson
Senior V.P.–Business Operations & Administration .. M.A. "Art" Chaudry
Vice President & Asst. G.M. Baseball Operations Allard Baird
Vice President–Baseball Operations George Brett
Vice President–Marketing & Communications Mike Levy
Vice President–Finance & Information Systems Dale Rohr
General Counsel and Assistant Secretary Jay Newcom

Baseball Operations

Executive Vice President & General Manager Herk Robinson

Baseball Operations

Vice President & Asst. G.M. Baseball Operations Allard Baird
Vice President–Baseball Operations George Brett
Asst. General Manager–Baseball Administration ... Muzzy Jackson
Senior Director–Scouting Terry Wetzell
Senior Director–Minor League Operations Bob Hegman
Director–Team Travel David Witt
Senior Special Assistant to the General Manager Art Stewart
Scouting Operations Coordinator Jin Wong
Minor League Operations Coordinator Shaun McGinn
Executive Administrative Assistant–G.M. Joanne Snow
Senior Administrative Assistant–Baseball Operations Karol Kyte
Administrative Assistant–Scouting Laura Bokenkroger
Administrative Assistant–Minor League Operations ... Mindy Torrey

Business Operations

Senior V.P.–Business Operations & Administration .. M.A. "Art" Chaudry

Business Operations

Administration

Senior Director–Operations & Administration Jay Hinrichs
Executive Administrative Assistant–Administration . Cindy Hamilton

Event Operations

Director–Event Ops & Revenue Development Chris Richardson
Administrative Assistant–Event Operations Mary Rabon

Groundskeeping and Landscaping

Director–Groundskeeping & Landscaping Trevor Vance
Manager–Groundskeeping Jonnie Reed
Landscape Assistant Anthony Bruce

Human Resources

Human Resources Administrator Lynne Elder

Stadium Operations

Director–Stadium Operations Rodney Lewallen
Stadium Operations Coordinator Judy VanMeter
Mail Services Coordinator Larry Garrett
Telephone Services Coordinator Kathy Butler
Manager–Stadium Engineering Chris Frank
Supervisor–Stadium Operations Technicians Marty Roe
Supervisor–Stadium Services Johnny Williams
Stadium Operations Technicians Byron Clark, Bill Meyer,
Ken Pepin

Ticket Office

Director–Ticket Services Christine Burgeson
Ticket Office Coordinators Betty Bax, Jacque Tschirhart

CLUB DIRECTORY

Group Sales

Director-Group Sales Michele Kammerer
Manager-Group Sales Mandee Schaaf
Account Executive Paul Frederick

Lancer Program

Director-Season Ticket Services Joe Grigoli
Lancer Office Administrator Lyndy Luther
Season Tickets Coordinator Mary Lee Martino

Finance/Information Systems

Finance

Vice President-Finance & Information Systems Dale Rohr
Senior Director/Controller John Luther
Director-Payroll & Benefits Accounting Tom Pfannenstiel
Manager-Accounting Scott Stamp
Senior Administrative Assistant-Finance Janet Duncan
Payroll Administrator Margaret Willits
Accounting Coordinators Sharon Hansen, Shelley Wilson
Chief Investment Advisor Judith Elsea

Information Systems

Director-Information Systems Jim Edwards
Manager-Client Services Specialist Scott Novak
Manager-Programming & Systems Analyst Becky Randall

Marketing and Communications

Marketing

Vice President-Marketing & Communications Mike Levy
Director-Marketing Tonya Mangels
Publications/Internet Coordinator Chad Rader
Mascot Coordinator Byron Shores
Marketing Coordinator Kim Hillix
Senior Administrative Assistant-Marketing Rachelle Smith
Administrative Assistant-Marketing/Group Sales Curt Nelson

Communications

Senior Director-Communications Jim Lachimia
Director-Media Relations Steve Fink
Manager-Community Relations & Special Markets Shani Tate
Media Relations Coordinator Chris Stathos
Admin. Asst.-Communications & Community Rel. .. Diana Lehman

Corporate Sponsorships

Director-Corporate Sponsorships Kevin Battle

Medical Staff

Team Physician Steve Joyce
Associate Physicians Mark Bernhardt, Dan Gurba
Thomas Phillips, Charles Rhoades
Athletic Trainer Nick Swartz
Assistant Athletic Trainer Lee Kuntz
Strength & Conditioning Coordinator Tim Maxey
Equipment Manager Mike Burkhalter
Visiting Clubhouse Manager Chuck Hawke

The 2000 Royals Media Guide is a copyrighted publication. Information herein is prepared for use by accredited members of the news media. Those desiring to use this information for commercial purposes should contact the Royals Media Relations Department. The media guide was edited by Steve Fink and David Witty with assistance from Chris Stathos. Cover Art: John Martin.

ON THE COVER: The Royals return seven regulars from a squad that set a club record for runs scored in 1999. (Clockwise from top left): Jermaine Dye, Rey Sanchez, Mike Sweeney, Johnny Damon, Joe Randa, Carlos Beltran and Carlos Febles. Also featured is 1999 Royals Pitcher of the Year, Jose Rosado (middle).

2000 MEDIA GUIDE © The Kansas City Royals

ROYALS BOARD OF DIRECTORS

David D. Glass Chairman of the Board

David D. Glass was elected Chairman of the Board of Directors of the Kansas City Royals on September 23, 1993. He is the Royals designated representative at Major League Baseball owners meetings and serves as the club's Chief Executive Officer.

The former President and Chief Executive Officer of Wal-Mart Stores, Inc., Glass joined the company in 1976. Before assuming his position at Wal-Mart, he was general manager of Consumer Markets, a grocery chain in Springfield, Missouri.



In his position as Executive Vice President of Finance for Wal-Mart Stores, he administered the overall financial and accounting responsibilities of the company, prior to his appointment as Vice Chairman and Chief Financial Officer. He served in that role until 1984 when he was named President and Wal-Mart's Chief Operating Officer. In 1988 he was named Wal-Mart's Chief Executive Officer. He stepped down from the position in January of 2000.

Glass was active in the company's growth from 125 stores in 1976 to its present operation, which includes more than 2,000 Wal-Mart stores and Supercenters, as well as over 400 Sam's Clubs, with international markets in Mexico, Puerto Rico, Canada, South America, China, Korea, Germany and the United Kingdom. The company also operates McLane Company, a wholesale grocery distributor.

Glass was named Retailer of the Year by members of the retail industry in 1986 and 1991, and in 1989, he was honored as one of the Ten Most Outstanding Business Leaders by the Board of Trustees from the Northwood Institute. He has been named Most Admired CEO by Fortune magazine and was tabbed as the 1995 Chief Executive Officer of the Year by Chief Executive magazine.

He is a member of the Board of Wal-Mart Stores, Inc., the Bank of Bentonville and a member of The Business Council.

A native of Mountain View, Missouri, Glass graduated from Southwest Missouri State University in Springfield and serves as a member of their alumni association. In 1988, the SMSU College of Business was named David D. Glass Hall in honor of his support and dedication to higher education.

Glass and his wife, Ruth, are the parents of three grown children.

Kansas City Royals Addresses

Mailing:

Kansas City Royals
P.O. Box 419969
Kansas City, MO 64141-6969
(816) 921-8000

Delivery:

Kansas City Royals
One Royal Way
Kansas City, MO 64129

Internet:

www.kcroyals.com

Southwestern Bell/Royals **Fan Info Line:** Call (816) 504-4700 for the latest Royals game summary, start times and promotions.

BOARD OF DIRECTORS

Michael E. Herman President

Mike Herman was elected President of the Kansas City Royals Baseball Club by the Board of Directors on September 23, 1993. As President, he attends the Major League Baseball owners meetings.

Herman is the past President and Chief Operating Officer for the Kauffman Foundation, and currently is a member of the Board of Directors for the Foundation and the Kauffman Center for Entrepreneurial Leadership. He is a trustee for the Major League Baseball Retirement Plan, Rensselaer Polytechnic Institute and the University of Chicago Graduate School of Business.

Herman is also a member of the Board of Directors of Nations Bank of Kansas City, Janus Capital Corporation, Cerner Corporation and Eloquent.com.

Herman earned his degree in metallurgical engineering from Rensselaer Polytechnic Institute and his MBA from the University of Chicago. He was a founding partner of Dryden Co., a private investment banking firm in New York. Prior to that, Herman was a vice president for Laird, Inc., Investment Bankers of New York City. He joined Marion Labs as Vice President of Finance, and then was named a Director of the corporation. Herman later became the Executive Vice President and Chief Financial Officer of Marion.

Herman and his wife, Karen, have two children, Jolyan and Brooks.



Julia Irene Kauffman

Julia Irene Kauffman is Chairman and Chief Executive Officer of the Muriel McBrien Kauffman Foundation, which focuses its philanthropic activities in the performing and visual arts in the Greater Kansas City community.

Prior to assuming the office of Chairman with the Foundation, Ms. Kauffman worked for the Kansas City Royals Baseball Club as Director of Civic and Community Relations. She has been a member of the Royal Lancers organization since 1977, and was elected to the Lancer Board of Directors in May 1998.

Julia is a Trustee of the Ewing M. Kauffman/Julia I. Kauffman Donor Advisory Trust held by the Greater Kansas City Community Foundation in conjunction with the Royals historical succession plan. Ms. Kauffman was appointed to the Kansas City Royals Board of Directors in October 1998.

Julia currently serves on the Kansas City Symphony Foundation Board of Directors, the Lyric Opera of Kansas City Board of Directors and is Chairman of the State Ballet of Missouri Board of Directors. She was appointed to the Nelson-Atkins Museum of Art Board of Trustees in 1997. Ms. Kauffman was honored with the William Jewell College William F. Yates Medallion for distinguished service in the arts in 1995.



BOARD OF DIRECTORS

Julia was born in Toronto, Canada. She attended Branksome Hall and is a graduate of the University of Toronto Royal Conservatory of Music with a degree in classical piano. Ms. Kauffman worked in the plant and distribution areas of Marion Laboratories before being employed as a private secretary for Marion's regional and district managers, earning the right, along with other Marion associates, to participate in the company's renowned profit sharing plan.

Julia has three daughters, Julia, Lauren and Alexandra.

Joseph T. McGuff

Joe McGuff, a prominent member on the Kansas City sports scene for the past 40 years, was unanimously elected to the Kansas City Royals Board of Directors on July 6, 1994. McGuff succeeded Gene Budig, who became the American League President, on the Royals Board.

McGuff retired from *The Kansas City Star* on May 1, 1992 after serving as Vice President and Editor since 1986. He joined *The Star* in 1948 as a sportswriter and was named Sports Editor in 1966.

While McGuff's distinguished career as a writer took him around the world to cover a wide variety of major sporting events (World Series, Super Bowls, Olympics, etc.), he is widely recognized for his work covering Major League Baseball. He was named to the writers wing of the Baseball Hall of Fame in Cooperstown, NY in 1985 and was named "Mr. Baseball" at the 1983 Kansas City Baseball Awards Dinner.

The Tulsa, Oklahoma native is the author of two books: "Winning It All" and "Why Me? Why Not Joe McGuff." The first book was written about the Kansas City Chiefs championship season of 1969 and their victory in the 1970 Super Bowl. The second book is a collection of his columns.

He was named outstanding sports writer in Missouri six times by the National Sportswriters Association and he served as National President of the Baseball Writers and Associated Press Sports Editors. He is also a member of the Missouri Sports Hall of Fame.

McGuff and his wife, Kay, are the parents of six grown children.



Kansas City Royals Road Headquarters

City	Hotel	Telephone
Anaheim	Anaheim Hilton & Towers	(714) 750-4321
Baltimore	Renaissance Harborplace	(410) 547-1200
Boston	Mariott Copley Place	(617) 236-5800
Chicago	The Westin	(312) 943-7200
Cleveland	Marriott at Key Center	(216) 696-9200
Detroit	Hyatt Regency Dearborn	(313) 593-1234
Houston	Four Seasons	(713) 650-1300
Minnesota	Hilton & Towers	(612) 376-1000
New York	Grand Hyatt New York	(212) 883-1234
Oakland	Renaissance Parc 55	(415) 392-8000
Pittsburgh	Westin William Penn	(412) 281-7100
Seattle	Crowne Plaza	(206) 464-1980
St. Louis	Adam's Mark	(314) 241-7400
Tampa Bay	Renaissance Vinoy	(727) 894-1000
Texas	Wyndham Arlington	(817) 261-8200
Toronto	Hilton International	(416) 869-3456

BOARD OF DIRECTORS

Louis W. Smith

Louis (Lou) W. Smith is President and Chief Executive Officer of the Ewing Marion Kauffman Foundation of Kansas City, MO. The Kauffman Foundation was established by the late Ewing M. Kauffman, founder of the pharmaceutical firm Marion Laboratories, now known as Hoechst Marion Roussel Inc., and original owner of the Kansas City Royals Baseball Club. The foundation works toward the vision of self-sufficient people in healthy communities through a variety of initiatives and programs sponsored and/or operated by its two focus areas: Youth Development and the Kauffman Center for Entrepreneurial Leadership.



Prior to joining the Foundation, Smith enjoyed a 29-year career with AlliedSignal Inc., retiring as president of the Kansas City Division, one of the area's largest employers, in April of 1995.

Smith is a member of the boards of directors of a number of area civic and education organizations and businesses, including the Civic Council of Greater Kansas City, Western Resources Inc., Sprint Corporation, Midwest Research Institute, Union Station Assistance Corporation, H & R Block Inc. and Commerce Bank of Kansas City. He has been a board member of the Kauffman Foundation since January 1991.

Smith holds a bachelor's degree in electrical engineering from the University of Missouri-Rolla and a master's degree in business administration from the Executive Fellows Program at Rockhurst College in Kansas City. He has also done post-graduate work at the University of Kansas.

Smith and his wife, Sharon, have four grown children.

Ticket Information

By Mail:	Ticket Office Kansas City Royals P.O. Box 419969 Kansas City, MO 64141-6969
By Charge Card Line:	Toll Free: 1-800-6ROYALS
For the Hearing Impaired:	(816) 504-4010
For More Information:	(816) 921-4040

Ticket Prices

Club Level Box	\$17.00
Field Level Box	\$15.00
Plaza Level Reserved	\$13.00
View Level (Upper) Box	\$12.00
View Level (Upper) Reserved	\$11.00
*General Admission	\$7.00
*Youth General Admission	\$3.50
*Only available 1 1/2 hours before games at Gates C and D.	
Price Chopper Nights: View Level Reserved Seats \$5.50.	

BOARD OF DIRECTORS

Richard C. Green, Jr.

Richard C. Green, Jr. was named to the Kansas City Royals Board of Directors in February of 1996.

The Chairman and CEO of UtiliCorp United in Kansas City, Missouri, Green serves as the vice chairman of the Greater Kansas City Community Foundation and Affiliated Trusts. He is also a member of the board of directors of Midwest Research Institute and BHA Group, Inc.

Green is the past Chairman of the Civic Council of Greater Kansas City and Chamber of Commerce. He also serves as a Trustee of the Urban Institute in Washington, D.C.

As the fourth generation of his family to serve UtiliCorp and its predecessor, Missouri Public Service, Green heads a global energy services company with revenues of more than \$17.5 billion. He was elected CEO in 1985 and Chairman of the Board of Directors in 1989.

A graduate of Southern Methodist with a degree in business administration, Green resides in Kansas City with his wife, Nancy.



Janice C. Kreamer

Janice C. (Jan) Kreamer, president of the Greater Kansas City Community Foundation and Affiliated Trusts, was named to the Royals Board of Directors in 1995.

The Foundation manages 1,100 personal, corporate and agency endowment funds which support a wide array of social, educational, artistic and health-related projects in Kansas City. In 1999, the Foundation distributed more than \$65 million in grants to more than 1,350 different organizations.

In 1998 it ranked 1st in new contributions with \$121 million and 3rd in grants made among 550 community foundations nationwide.

Under Ms. Kreamer's leadership, the Community Foundation has become the second fastest growing community foundation in the country. It currently manages assets of more than \$650 million.

Kreamer is also the co-chairman of the Coalition of Community Foundations for Youth, a national network of more than 100 foundations working to help communities promote the well-being of children and their families. She is a member of the board of directors of Blue Cross/Blue Shield of Kansas City and the Points of Light Foundation in Washington D.C. She is a trustee of the Johnson Foundation of Racine, WI, Partners for Livable Communities in Washington, D.C. and the Midwest Research Institute in Kansas City.

Honors the Iowa State graduate has earned include the Kansas City Women's Chamber of Commerce Woman of the Year, the Avila College Women's Leadership Award and Urban League Image Award for Economic Development. She has been named Kansas City Career Woman of the Year.

She and her husband, Tom, are the parents of one son, Tom.



ROYALS OPERATING OFFICERS

Spencer T. "Herk" Robinson Executive Vice President and General Manager

Herk Robinson begins his 31st year with the Kansas City Royals and his 10th season as the club's Executive Vice President and General Manager.

During his stint as G.M., which began on October 10, 1990, Robinson has pushed for the Royals minor league pipeline to pump quality talent to the major league level, as it did in the 1970's thru mid-1980's.

In the last 10 years, Robinson and his staff have reshaped the organization's major and minor league operations. Under his guidance, the Royals have a rededication to scouting and signing amateur players, while continuing a strong player development program and improving the club through key trades and acquisitions. This hard work seems to be paying off as the organization's success has been rewarded in recent years. In 1994, the Royals were named Organization of the Year by Topps, *Baseball America* and *USA Today*. In 1995, Topps tabbed the Royals and New York Mets as co-winners of baseball's Organization of the Year award and the Royals finished second to the Oakland Athletics for the top spot in 1998.

Robinson's tenure with the Royals extends far beyond his current title. He and the late Joe Burke are the only Royals executives to have worked in virtually every aspect of the club's baseball and administrative operations. Robinson joined the club just after its inaugural season in December of 1969 as Assistant Scouting Director. He was steadily promoted up the Royals ladder as Director of Operations in 1973, Vice President in 1975 and Executive Vice-President for Administration in 1981. This well-rounded background makes him a solid leader for the Royals. Before joining the organization, Robinson worked for the Cincinnati Reds (1962-67) and Baltimore Orioles (1968).

Born June 25, 1940, Robinson attended the University of Miami (FL) and Washington University in St. Louis. He and his wife, Kathy, have 2 daughters, Ashley and Amanda.



Kansas City Royals 25th Anniversary Team

(as selected by the fans in 1993)

Steve Busby	Pitcher
Dennis Leonard	Pitcher
Paul Splittorff	Pitcher
Bret Saberhagen	Pitcher
Dan Quisenberry	Pitcher
Darrell Porter	Catcher
John Mayberry	First Base
Frank White	Second Base
George Brett	Third Base
Fred Patek	Shortstop
Willie Wilson	Outfield
Amos Otis	Outfield
Al Cowens	Outfield
Hal McRae	Designated Hitter
Dick Howser	Manager

OPERATING OFFICERS

Mohamed Akhtar "Art" Chaudry

Senior Vice President

Business Operations and Administration

Art Chaudry was appointed Senior Vice President of Business Operations and Administration of the Kansas City Royals in June of 1997. He oversees the entire business side of the Royals, including administration, finance, marketing, sales, communications, community relations, human resources, stadium and ticket operations. He is also the sponsor and caretaker of the Strategic Plan to help position the organization for the future. He is the driver of change to build an organizational culture that supports the Royals new vision and mission to develop a winning organization.



Under his leadership, the first phase of a multi-million dollar renovation project to transform Kauffman Stadium into a new point of destination was completed in 1999.

Chaudry came to the Royals from the pharmaceutical and health care industry, where he gained extensive global experience in finance, operations, marketing and support services. Most recently, he served as Vice President of Global R&D Finance/Controlling for Hoechst Marion Roussel. He joined Marion Laboratories in 1985 as its Director of Operations and Materials Management. During his tenure with the company, which later became Marion Merrell Dow and, more recently, Hoechst Marion Roussel, he was involved in all aspects of its business from strategic initiatives (such as Mergers and Restructuring) to management of operational, financial and organizational priorities and processes.

Chaudry currently serves on the Board of Directors of the Urban League of Greater Kansas City and the Board of Directors for the Junior Achievement of Middle America.

Chaudry received his Bachelor of Science degree in civil engineering from the University of Illinois and his MBA in management from Loyola University in Chicago. He and his wife, Joohi, have two children, Saira and Rafi.

"The Royal Way"

VISION

To be recognized as a premier baseball organization with winning values on and off the field, where associates, fans and players share their passion for the ultimate, ANOTHER WORLD CHAMPIONSHIP FOR KANSAS CITY.

MISSION

Our purpose is to develop a winning organization, provide exciting entertainment, quality services and value to baseball fans, customers and stakeholders.

VALUES

We will meet our vision and mission through action and behaviors, guided by the following values:

- ◆ Trust and Integrity
- ◆ Loyalty and Commitment
- ◆ Pride and Ownership
- ◆ Teamwork
- ◆ Accountability

OPERATING OFFICERS

Allard Baird

Vice President and Assistant General Manager Baseball Operations

Allard Baird has added tremendous energy and vision to the entire Royals organization since being named Vice President and Assistant General Manager Baseball Operations on September 22, 1998. He oversees the procurement and development aspects of the organization, and works closely with the major league club.

Baird is in his 12th season with the organization. He began his career with the Royals as the hitting coach at Appleton in 1988. After a two-year stint in the Midwest League he served as the Territorial Scouting Supervisor for Florida from 1990-92.

He was promoted to National Cross-Checker in 1993 and held that position until he was named Special Assistant to the General Manager in February of 1997.

In 1996, Baird was named the 27th annual Ewing M. Kauffman Award winner. The award recognizes outstanding contribution to the organization within the Scouting Department.

Prior to joining the Royals, the 37-year-old native of Rochester, NH., was the head baseball coach at Broward (FL) Community College from 1986-87. He began his coaching career in 1985 as an assistant coach at Southern Arkansas University where he also played shortstop. He owned and operated Pros Way Baseball School in Ft. Lauderdale from 1986-93.

He attended St. Petersburg (FL) Junior College and Plymouth (NH) State College. His wife's name is Julie.



George Brett

Vice President-Baseball Operations

George Brett is in his 7th year as the Royals Vice President-Baseball Operations. The 46-year old Hall of Famer is active in the selection of the club's managers and coaches and is involved in the decision-making process for the acquisition of players.

Brett has a long-time association with the Keith Worthington ALS Chapter, serving as Honorary Fund Raising Chairman and hosting such events as the George Brett Golf Tournament, the annual ALS Auction, and Lou Gehrig Night at Kauffman Stadium. Additionally, a George Brett ALS Research Fund has been established for specific ALS research projects.

Brett was inducted into Baseball's Hall of Fame in July of 1999 after receiving 98 percent of the votes, the fourth highest mark in history. He played 21 seasons for the Royals, collecting 3,154 hits, three batting titles (1976, 1980 and 1990) and a Most Valuable Player award (1980). The Royals retired George's number 5 and inducted him into the club's Hall of Fame on May 14, 1994.

George and his wife, Leslie, have 3 sons, Jackson, Dylan and Robin.



OPERATING OFFICERS

Mike Levy

Vice President-Marketing & Communications

Mike Levy enters his 5th season as Vice President-Marketing and Communications. He oversees marketing, promotions, sponsorships, media and community relations.

Levy brings a strong marketing background to the Royals. He was Director of Sales for the Houston Astros from 1986 to 1991. He was responsible for directing the promotion, sales and overall operations for group, season, sky box and star suite tickets. He also administered corporate ticket promotions, sales training and ticket office operations.

Levy served as the Executive Vice President for the Venture Marketing Group in Houston from 1992 until joining the Royals. He was in charge of overall marketing, communications and operations for several race tracks. Prior to his stay in Houston, Levy worked in the marketing and sales departments of several professional clubs in Pittsburgh.

The 39-year-old Levy earned a bachelor's degree in advertising/communications from Duquesne University in Pittsburgh in 1982. He and his wife, Bennie, have 2 children, Madison and Michael.



Dale Rohr

Vice President-Finance

Dale Rohr is Vice President-Finance and as the Royals chief financial officer, is involved in virtually all facets of the organization. He officially serves as secretary/treasurer for the club.

Rohr joined the Royals in July of 1974 as controller and was appointed to a vice-president position in November of 1980. In January of 1989, his title was changed to Vice President-Finance.


Rohr was born May 27, 1947 in Denver, but grew up in the Kansas City area where he attended Bishop Miege High School. He received a degree in business from Kansas State University in 1970.

Rohr and his wife Mary, have two children, Tom and Julie.



Kansas City Royals Managerial Records

Manager	Years	Record	Win Pct.
Bob Schaefer	1991	1-0	1.000
Whitey Herzog	1975-79	410-304	.574
Jim Frey	1980-81	127-105	.547
Dick Howser	1981-86	404-365	.525
John Wathan	1987-91	287-270	.515
Jack McKeon	1973-75	215-205	.512
Hal McRae	1991-94	286-277	.508
Billy Gardner	1987	62-64	.492
Bob Lemon	1970-72	207-218	.487
Mike Ferraro	1986	36-38	.486
Bob Boone	1995-97	181-206	.468
Joe Gordon	1969	69-93	.426
Tony Muser	1997-99	167-234	.416
Charlie Metro	1970	19-33	.365

A black and white photograph of Tony Muser, the manager of the Kansas City Royals. He is shown from the chest up, leaning forward on a metal railing. He is wearing a dark baseball cap with the Royals logo and a dark short-sleeved polo shirt with the number '50' on the back. The background is a blurred crowd of spectators at a stadium.

2000
Royals

Tony Muser
Royals Manager

Height: 6-2; **Weight:** 190
Bats: Left; **Throws:** Left
Opening Day Age: 52
Born: 8-1-47 in Los Angeles, CA
Resides: Los Alamitos, CA
Full Name: Anthony Joseph Muser
Married: Nancy
Children: Tony Jr., Michael, Kristi
Appointed Manager: 7-9-97
Contract Status: Signed thru 2000



Coaching/Managerial Career

- ◆ Tony logged his 2nd full season as a major league manager in 1999, leading the Royals to a 64-97 record and a 4th place finish in the American League Central Division.
- ◆ owns a big league mark of 167-234 after 2 1/2 seasons at the helm of the Royals.
- ◆ led the Royals to a 72-89 record and a 3rd place finish in 1998 after the club garnered consecutive last place finishes in '96 and '97.
- ◆ named the 12th full-time manager in Royals history on July 9, 1997, replacing Bob Boone.
- ◆ took over a club that was 36-46 at the All-Star break...led the Royals to a 31-48 mark in the season's 2nd half, his 1st stint as a major league manager.
- ◆ was working as the Chicago Cubs hitting coach when he got the call from Kansas City...it was his 5th season with the Cubs... was the team's bullpen coach in 1993 and the 3rd base coach from 1994-96.
- ◆ spent the previous 13 years in the Milwaukee Brewers organization before joining the Cubs.
- ◆ was a member of Milwaukee's big league staff from 1985-89, serving as a 3rd base coach (1985-88) and hitting instructor (1987-89).
- ◆ managed Denver (AAA) of the American Association during the 1991-92 seasons...was the league's Manager of the Year in 1991 after leading the Zephyrs to the league title.
- ◆ began his managerial career in 1980, leading Stockton (A) to the California League championship.
- ◆ also managed at El Paso (AA) and Vancouver (AAA)...was promoted from Double-A to Triple-A midway through the 1983 season.
- ◆ spent 1 year (1990) as Milwaukee's West Coast amateur and major league crosschecker.

Playing Career

- ◆ Tony spent parts of 9 seasons in the major leagues with Boston (1969), the White Sox (1971-75), Baltimore (1975-77) and Milwaukee (1978).
- ◆ had a .259 career batting average...hit .285 in 109 games for the White Sox in 1973 and .291 in 103 games for the Pale Hose in 1974.
- ◆ spent his final professional season playing for the Seibu Lions of the Japanese Pacific League in 1979.

Miscellaneous Notes

- ◆ Tony graduated from Lakewood (CA) High where he played football and baseball...attended San Diego Mesa Junior College.
- ◆ serves as honorary chairman of the Royals for Rainbows Golf Classic, which benefits Rainbows United--a Wichita-based, non-profit agency committed to enhancing the lives of children with disabilities.

TONY MUSER

MANAGERIAL RECORD

Year	Club	League	Finish	Won	Lost	Pct.
1980	Stockton	California	1st/1st	90	51	.638
1981	El Paso	Texas	2nd/4th	65	69	.485
1982	El Paso	Texas	1st/2nd	76	60	.559
1983	El Paso	Texas	2nd	35	33	.515
	Vancouver	Pacific Coast	4th	29	41	.414
1984	Vancouver	Pacific Coast	3rd/3rd	71	71	.500
1991	Denver	American Association	1st	79	65	.549
1992	Denver	American Association	2nd	73	71	.507
1997	KANSAS CITY	American	5th	31	48	.392
1998	KANSAS CITY	American	3rd	72	89	.447
1999	KANSAS CITY	American	4th	64	97	.398
Minor League Career				518	461	.529
Major League Career				167	234	.416

COACHING SUMMARY

Year	Club	League	Position
1985-89	Milwaukee	American	3rd Base/Hitting
1993-97	Chicago	National	Bullpen/3rd Base/Hitting

PLAYING RECORD

YEAR	CLUB	AVG.	G	AB	R	H	2B	3B	HR	RBI	BB	SO	SB
1967	Waterloo	.283	68	251	40	71	15	1	6	42	38	42	3
1968	Greenville	.272	33	114	13	31	7	0	2	12	18	17	1
	Winston-Salem	.381	7	21	1	8	0	0	0	2	1	3	1
1969	Louisville	.282	120	457	57	129	14	4	7	62	43	53	7
	Boston	.111	2	9	0	1	0	0	0	1	1	1	0
1970	Louisville	.281	114	462	66	130	25	7	5	45	38	49	1
1971	Indianapolis	.294	85	310	36	91	10	3	3	31	35	27	0
	Chicago (AL)	.313	11	16	2	5	0	1	0	0	1	1	0
1972	Tucson	.270	83	318	41	86	17	0	3	40	29	28	3
	Chicago (AL)	.279	44	61	6	17	2	2	1	9	2	6	1
1973	Chicago (AL)	.285	109	309	38	88	14	3	4	30	33	36	8
1974	Chicago (AL)	.291	103	206	16	60	5	1	1	18	6	22	18
1975	Chicago/Baltimore	.275	123	193	22	53	6	0	0	17	15	17	2
1976	Baltimore	.227	136	326	25	74	7	1	1	30	21	34	1
1977	Baltimore	.229	120	118	14	27	6	0	0	7	13	16	1
1978	Milwaukee	.133	15	30	0	4	1	1	0	5	3	5	0
1979	Seibu (Japan)	-Statistics Not Available-											
M.L. Totals		.259	663	1268	123	329	41	9	7	117	95	138	14

Kansas City Royals Managerial Roster

Year	Manager	Record	Year	Manager	Record
1969	Joe Gordon	69-93	1986	Dick Howser	40-48
1970	Charlie Metro	19-33	1986	Mike Ferraro*	36-38
1970	Bob Lemon	46-64	1987	Billy Gardner	62-64
1971	Bob Lemon	85-76	1987	John Wathan	21-15
1972	Bob Lemon	76-78	1988	John Wathan	84-77
1973	Jack McKeon	88-74	1989	John Wathan	92-70
1974	Jack McKeon	77-85	1990	John Wathan	75-86
1975	Jack McKeon	50-46	1991	John Wathan	15-22
1975	Whitey Herzog	41-25	1991	Bob Schaefer*	1-0
1976	Whitey Herzog	90-72	1991	Hal McRae	66-58
1977	Whitey Herzog	102-60	1992	Hal McRae	72-90
1978	Whitey Herzog	92-70	1993	Hal McRae	84-78
1979	Whitey Herzog	85-77	1994	Hal McRae	64-51
1980	Jim Frey	97-65	1995	Bob Boone	70-74
1981	Jim Frey	30-40	1996	Bob Boone	75-86
1981	Dick Howser	20-13	1997	Bob Boone	36-46
1982	Dick Howser	90-72	1997	Tony Muser	31-48
1983	Dick Howser	79-83	1998	Tony Muser	72-89
1984	Dick Howser	84-78	1999	Tony Muser	64-97
1985	Dick Howser	91-71			*-Interim

39**TOM BURGMEIER****BULLPEN COACH**

Ht.: 5-11; **Wt.:** 185
Opening Day Age: 56
Born: 8-2-43 in St. Paul, MN
Resides: Overland Park, KS
Full Name: Thomas Henry Burgmeier
Married: Sharon
Children: Kristen and Bret
Named to Royals Staff: 11-1-97

**Coaching Career**

- ◆ Tom begins his 3rd season as the Royals bullpen coach...took over the bullpen coaching duties for the Royals in November, 1997.
- ◆ spent the '97 season as the club's video scouting coordinator...was responsible for production of advance scouting video and computer programs for the major league club.
- ◆ served as a big league coach for the Royals in 1991...duties included video and computer work.
- ◆ worked as a Royals Class A pitching coach from 1992-96...spent the '92 season at Eugene in the short-season Northwest League, worked at Rockford in the Midwest League in 1993 and '94 and spent the '95 and '96 campaigns with Wilmington in the Carolina League.

Playing Career

- ◆ Tom logged 17 seasons at the big league level as a left-handed relief pitcher...posted a 79-55 record with 102 saves and a 3.23 ERA.
- ◆ played with California, Kansas City, Minnesota, Boston and Oakland... joined the Royals after being selected in the 1969 expansion draft...pitched with the Royals until 1973.
- ◆ top season came in 1980 when he was 5-4 with a 2.00 ERA and 24 saves for the Red Sox...earned a spot on the American League All-Star squad, but did not play in the contest held in Los Angeles.

Miscellaneous Notes

- ◆ Tom was a 3-sport star (hockey, wrestling and baseball) at Cathedral High School in St. Cloud, MN...pitched 2 no-hitters and led the baseball team to an undefeated season and the state championship in 1961.

PLAYING RECORD

17-YEAR TOTALS	W-L	ERA	G	GSCG	SHO	SV	IP	H	R	ER	BB	SO	
M.L. Totals	79-55	3.23	745	3	0	0	102	1258.0	1231	521	452	384	584

ALL-STAR GAME RECORD

1-YEAR TOTALS	W-L	ERA	G	GSCG	SHO	SV	IP	H	R	ER	BB	SO
1980	-Did Not Play-											

COACHING SUMMARY

Year	Club	League	Position
1991	Kansas City	American	Video/Computer
1992	Eugene	Northwest	Pitching Coach
1993-94	Rockford	Midwest	Pitching Coach
1995-96	Wilmington	Carolina	Pitching Coach
1998-99	Kansas City	American	Bullpen Coach

Ht.: 6-0; Wt.: 200
 Opening Day Age: 47
 Born: 7-27-52 in San Bernardino, CA
 Resides: Hinckley, OH
 Full Name: Richard Fremont Dauer
 Married: Chris
 Children: Casey, Kelsey and Katie
 Named to Royals Staff: 10-21-96



Coaching Career

- ◆ Rich begins his 4th season with the Royals as a 3rd base coach... also works with the Royals infielders...replaced Tim Foli following the 1996 season.
- ◆ represented the Royals as a coach in Major League Baseball's All-Star tour to Japan in November of 1998.
- ◆ joined the Royals organization as a coach at Omaha during the 1993 season under manager Jeff Cox.
- ◆ served as a roving minor league instructor for the Baltimore Orioles in 1992.
- ◆ spent 2 seasons (1988-89) as the 3rd base coach for Colorado Springs, Cleveland's Triple-A affiliate, then served on the Indians staff as a 3rd base coach in 1990 and '91 under John McNamara.
- ◆ began his post-playing career as the manager of the San Bernardino (CA) Spirits in his home town in 1987.

Playing Career

- ◆ Rich spent 10 years in the major leagues as a 2nd baseman for the Baltimore Orioles...played in both the '79 and '83 World Series.
- ◆ holds 2 American League single season fielding records for 2nd basemen: 86 consecutive errorless games and 425 consecutive errorless chances, set in 1978.

Miscellaneous Notes

- ◆ graduated from Colton (CA) High and San Bernardino Valley College.
- ◆ transferred to USC where he played on 2 national championship teams (1973 and 1974)...named to the all-America team as a senior.

PLAYING RECORD

10-YEAR CAREER	AVG.	G	AB	R	H	2B	3B	HR	RBI	BB	SO	SB
M.L. Totals	.257	1140	3829	448	984	193	3	43	372	297	219	6

LEAGUE CHAMPIONSHIP RECORD

2-YEAR TOTALS	AVG.	G	AB	R	H	2B	3B	HR	RBI	BB	SO	SB
L.C.S Totals	.080	8	25	0	2	0	0	0	1	0	1	0

WORLD SERIES RECORD

2-YEAR TOTALS	AVG.	G	AB	R	H	2B	3B	HR	RBI	BB	SO	SB
W.S. Totals	.250	11	36	4	9	2	0	1	4	0	4	0

COACHING SUMMARY

Year	Club	League	Position
1987	San Bernardino	California	Manager
1988-89	Colorado Springs	Pacific Coast	3rd Base Coach
1990-91	Cleveland	American	3rd Base Coach
1992	Baltimore	Minor Leagues	Roving Infield
1993	Omaha	Am. Association	1st Base Coach
1994-96	Kansas City	Minor Leagues	Roving Infield
1997-99	Kansas City	American	3rd Base Coach

Ht.: 6-2; Wt.: 230
Opening Day Age: 49
Born: 9-2-50 in Bessemer, AL
Resides: Arlington, TX
Full Name: Lamar Johnson
Married: Valory
Children: Lamar, Jr., Brian and Larissa
Named to Royals Staff: 11-4-98



Coaching Career

- ◆ Lamar begins his 2nd season as the Royals hitting coach...helped lead the Royals to a club record 856 runs scored in his 1st season.
- ◆ named to the staff on November 4, 1998 replacing Tom Poquette.
- ◆ spent the previous 4 seasons as the Milwaukee Brewers batting coach...relieved of his duties in August of 1998.
- ◆ helped the Brewers to numerous club offensive records in 1996, including doubles (304) and runs scored (894).
- ◆ served as the field manager at Stockton of the Class A California League from 1993-94...in 2 seasons the Ports posted a 133-139 record under his guidance.
- ◆ worked as the batting coach at Triple-A Denver of the American Association under manager Tony Muser in 1991 and '92...while with the Zephyrs, produced a pair of batting champions - Jim Olander in 1991 and Jim Tatum in 1992.
- ◆ originally hired on November 11, 1987 as the Brewers minor league roving hitting instructor.

Playing Career

- ◆ Lamar spent most of his 9-year career as a 1st baseman with the Chicago White Sox...closed out his career as the Texas Rangers designated hitter in 1982.
- ◆ enjoyed his finest season in 1979...had a career best 19-game hitting streak and batted .309 with a dozen home runs and 79 RBI.
- ◆ a choir singer, he sang the national anthem before a Chicago game in 1977, then hit a pair of solo home runs and a double, the White Sox only hits in a 2-1 victory.
- ◆ signed by the White Sox in the 3rd round of the 1968 June Free Agent Draft...signed by Sam Hairston and Walt Widmayer.

Miscellaneous Notes

- ◆ graduated from Wenohah High in Birmingham, AL...originally a catcher on the baseball team...also played defensive end for the football team and captained both squads...lettered in basketball.
- ◆ attended Lawson State Junior College.

PLAYING RECORD

9-YEAR CAREER	AVG.	G	AB	R	H	2B	3B	HR	RBI	BB	SO	SB
M.L. Totals	.287	792	2631	294	755	122	12	64	381	211	307	22

COACHING SUMMARY

Year	Club	League	Position
1988-90	Milwaukee	Minor Leagues	Roving Hitting
1991-92	Denver	American Association	Hitting Coach
1993-94	Stockton	California League	Manager
1995-98	Milwaukee	American/National	Hitting Coach
1999	Kansas City	American	Hitting Coach

JAMIE QUIRK

BENCH COACH

Ht.: 6-4; Wt.: 200
 Opening Day Age: 45
 Born: 10-22-54 in Whittier, CA
 Resides: Overland Park, KS
 Full Name: James Patrick Quirk
 Married: Anna
 Children: Kindal, Kelly and Kemer
 Named to Royals Staff: 10-4-93



Coaching Career

- ◆ Jamie, the longest tenured member of the Royals coaching staff, begins his 7th season on the Royals staff, his 5th as the bench coach...served as the bullpen coach in his first 2 seasons.
- ◆ was the Sun Cities manager in the 1995 Arizona Fall League.

Playing Career

- ◆ Jamie was originally signed by the Royals as the club's number 1 draft choice in June of 1972...was a shortstop through most of his minor league career and played the infield and outfield his first 3 years in the majors...began catching in 1979 and played primarily as a backstop from 1981-92.
- ◆ played with 8 teams in his major league career, 7 in the American League...logged 3 stints with the Royals (1975-76, 1978-82 and 1985-88)...also played for Milwaukee, St. Louis, the White Sox, Cleveland, the Yankees, Oakland and Baltimore.
- ◆ retired in 1993 after 21 years of pro baseball including 18 years at the big league level...played on 6 League Championship Series teams (1976, '78, '80, '85, '90 and '92) and on 3 World Series squads (1980, '85 and '90).

Miscellaneous Notes

- ◆ Jamie turned down a football scholarship to Notre Dame to sign as the Royals top pick in 1972...was the 18th player selected overall.
- ◆ is a 1972 graduate of St. Paul High in Santa Fe Springs, CA...earned 4 letters in baseball and 3 each in football and basketball.
- ◆ serves as the coordinator and chief instructor of the Royals Youth Baseball Clinic Program...he and his wife, Anna, have served as honorary chairmen of the Arthritis Foundation fundraiser entitled "A Royals Home Run for Help and Hope" each of the past 2 years.

PLAYING RECORD

18-YEAR CAREER	AVG.	G	AB	R	H	2B	3B	HR	RBI	BB	SO	SB
M.L. Totals	.240	984	2266	193	544	100	7	43	247	177	435	5

LEAGUE CHAMPIONSHIP SERIES RECORD

6-YEAR TOTAL	AVG.	G	AB	R	H	2B	3B	HR	RBI	BB	SO	SB
L.C.S. Totals	.200	7	10	1	2	0	1	0	2	0	2	0

WORLD SERIES RECORD

3-YEAR TOTAL	AVG.	G	AB	R	H	2B	3B	HR	RBI	BB	SO	SB
W.S. Totals	.000	1	3	0	0	0	0	0	0	0	2	0

COACHING SUMMARY

Year	Club	League	Position
1994-95	Kansas City	American	Bullpen Coach
1996-99	Kansas City	American	Bench Coach

Ht.: 6-3; **Wt.:** 200
Opening Day Age: 51
Born: 10-14-48 in San Diego, CA
Resides: Tucson, AZ
Full Name: Brent Terry Strom
Married: Carrie
Named to Royals Staff: 12-2-99



Coaching Career

- ◆ Brent begins his 1st season as the Royals pitching coach...took over the position on December 2, 1999, replacing Mark Wiley.
- ◆ has spent each of the past 2 seasons in the Montreal Expos organization, working as the Double-A pitching coach for the Eastern League champion Harrisburg Senators in 1998, then was promoted to Minor League Pitching Coordinator for the 1999 season.
- ◆ spent the 1997 season as the Minor League Pitching Coordinator for the San Diego Padres.
- ◆ prior to his arrival in San Diego, spent 7 seasons in the Houston Astros chain, the first 6 as the pitching coach at Triple-A Tucson...was the Astros big league pitching coach in 1996.
- ◆ logged 12 years overall as a pitching coach in the Pacific Coast League, the first 6 with Albuquerque, the Los Angeles Dodgers Triple-A club...coached 5 teams that won PCL titles.

Playing Career

- ◆ Brent was selected by the New York Mets in the 1st round of the 1970 June draft...reached the big leagues in just his 3rd professional season with the Mets in 1972.
- ◆ a trade after the 1972 season landed him in Cleveland for the 1973 campaign...his last 3 big league seasons were with the San Diego Padres from 1975-77...logged a 22-39 career record with a 3.95 ERA in 100 career appearances, 75 as a starter.
- ◆ had his major league career cut short by an arm injury in 1977...attempted a comeback in 1979 before his playing career came to an end in 1981.

Miscellaneous Notes

- ◆ Brent graduated from the University of Southern California with a degree in physical education after helping the Trojans to the NCAA baseball championship in both 1968 and 1970.

PLAYING RECORD

5-YEAR TOTALS	W-L	ERA	G	GSCG	SHO	SV	IP	H	R	ER	BB	SO
M.L. Totals	22-39	3.95	100	75	16	3	501.0	482	265	220	180	278

COACHING SUMMARY

Year	Club	League	Position
1984-89	Albuquerque	Pacific Coast	Pitching Coach
1990-95	Tucson	Pacific Coast	Pitching Coach
1996	Houston	National	Pitching Coach
1997	San Diego	Minor Leagues	Pitching Coordinator
1998	Harrisburg	Eastern	Pitching Coach
1999	Montreal	Minor Leagues	Pitching Coordinator

Ht.: 5-11; **Wt.:** 185
Opening Day Age: 49
Born: 9-4-50 in Greenville, MS
Resides: Lee's Summit, MO
Full Name: Frank White, Jr.
Children: Frank III, Adrienne, Terrance and Courtney
Named to Royals Staff: 7-9-97



Coaching Career

- ◆ Frank begins his 3rd full season as the Royals 1st base coach...also works with the outfielders...moved from the Royals front office to the coaching box on July 9, 1997 when Tony Muser was named skipper.
- ◆ spent 3 seasons (1994-96) as the Boston Red Sox 1st base coach.
- ◆ was the manager of the Gulf Coast League Red Sox in 1992.
- ◆ managed Phoenix in the Arizona Fall League in 1995.

Playing Career

- ◆ Frank had an outstanding playing career with the Royals from 1973-90...had his number 20 retired by the team in 1995.
- ◆ won 8 Rawlings' Gold Glove Awards for defensive excellence as the Royals 2nd baseman and hit .255 in 2,324 major league games.
- ◆ played in 5 All-Star Games, 6 American League Championship Series (was the MVP in 1980) and 2 World Series (1980 and 1985).
- ◆ was the 1st graduate of the experimental Royals Academy to be invited to the big league spring training camp with the Royals in 1973.

Miscellaneous Notes

- ◆ Frank graduated from Lincoln High in Kansas City where he played basketball and football...played Connie Mack, Ban Johnson and Casey Stengel League baseball.
- ◆ works as Community Outreach Representative for the Royals in the off-season...serves as the honorary chairman for the Ewing M. Kauffman Project S.O.S. Golf Classic and the Frank White/Salvation Army Fore Kids Golf Classic...is a member of the Board of Directors for the Reviving Baseball in the Inner-City (RBI) program.

PLAYING RECORD

18-YEAR CAREER	AVG.	G	AB	R	H	2B	3B	HR	RBI	BB	SO	SB
M.L. Totals	.255	2324	7859	912	2006	407	58	160	866	412	1035	178

DIVISION SERIES RECORD

1-YEAR TOTAL	AVG.	G	AB	R	H	2B	3B	HR	RBI	BB	SO	SB
M.L. Totals	.182	3	11	1	2	0	0	0	0	1	1	0

LEAGUE CHAMPIONSHIP SERIES RECORD

6-YEAR TOTAL	AVG.	G	AB	R	H	2B	3B	HR	RBI	BB	SO	SB
L.C.S. Totals	.244	26	86	9	21	2	0	1	10	1	10	2

WORLD SERIES RECORD

2-YEAR TOTAL	AVG.	G	AB	R	H	2B	3B	HR	RBI	BB	SO	SB
W.S. Totals	.170	13	53	4	9	3	0	1	6	4	9	2

ALL-STAR GAME RECORD

5-YEAR TOTAL	AVG.	G	AB	R	H	2B	3B	HR	RBI	BB	SO	SB
A.S.G. Totals	.143	5	7	1	1	0	0	1	1	0	0	0

COACHING SUMMARY

Year	Club	League	Position
1992	Red Sox	Gulf Coast	Manager
1994-96	Boston	American	1st Base
1997-99	Kansas City	American	1st Base

ROYALS COACHES PLAYING STATS

TOM BURGMEIER'S PLAYING RECORD

YEAR	CLUB	W-L	ERA	G	GS	CG	SV	IP	H	R	ER	BB	SO
1962	Modesto	12-11	4.34	34	27	10	0	197.0	204	122	95	100	210
1963	San Antonio	1-4	6.42	6	6	0	0	33.2	46	27	24	14	19
	Durham	3-9	4.74	15	15	1	0	76.0	98	55	40	30	43
1964	Mod.-San Jose	8-7	4.94	22	18	7	0	122.0	149	82	67	30	89
1965	Seattle	8-7	3.21	22	17	6	0	129.0	114	57	46	32	94
1966	Seattle	2-5	6.15	12	9	2	0	41.0	50	31	28	15	23
	El Paso	4-8	4.93	16	11	28	0	73.0	87	52	40	28	40
1967	Seattle	11-14	2.78	32	30	15	0	230.0	199	81	71	44	114
1968	California	1-4	4.32	56	2	0	4	72.2	65	41	35	24	33
1969	KANSAS CITY	3-1	4.17	31	0	0	0	54.0	67	31	25	21	23
1970	Omaha	3-1	1.23	10	0	0	2	22.0	10	3	3	7	9
	KANSAS CITY	6-6	3.18	41	0	0	1	68.0	59	31	24	23	43
1971	KANSAS CITY	9-7	1.74	67	0	0	17	88.0	71	23	17	30	44
1972	KANSAS CITY	6-2	4.25	51	0	0	9	55.0	67	32	26	33	18
1973	KANSAS CITY	0-0	5.40	6	0	0	1	10.0	13	6	6	4	4
	Omaha	2-4	5.16	24	4	0	2	61.0	75	35	35	19	31
1974	Minnesota	5-3	4.50	50	0	0	4	91.2	92	46	46	26	34
1975	Minnesota	5-8	3.08	46	0	0	11	75.2	76	32	26	23	41
1976	Minnesota	8-1	2.50	57	0	0	1	115.1	95	36	32	29	45
1977	Minnesota	6-4	5.10	61	0	0	7	97.0	113	56	55	33	35
1978	Boston	2-1	4.40	35	1	0	4	61.1	74	33	30	23	24
1979	Boston	3-2	2.74	44	0	0	4	89.0	89	32	27	16	60
1980	Boston	5-4	2.00	62	0	0	24	99.0	87	30	22	20	54
1981	Boston	4-5	2.87	32	0	0	6	60.0	61	23	19	17	35
1982	Boston	7-0	2.29	40	0	0	2	102.1	98	30	26	22	44
1983	Oakland	6-7	2.81	49	0	0	4	96.0	89	33	30	32	39
1984	Oakland	3-0	2.35	17	0	0	2	23.0	15	6	6	8	8
M.L. Totals		79-55	3.23	745	3	0	102	1258.0	1231	521	452	384	584

RICH DAUER'S PLAYING RECORD

YEAR	CLUB	AVG.	G	AB	R	H	2B	3B	HR	RBI	BB	SO	SB
1974	Asheville	.328	53	180	30	59	7	0	11	35	13	18	0
1975	Rochester	.170	18	47	2	8	1	0	0	0	3	3	0
	Asheville	.251	106	374	51	94	13	0	6	44	51	34	5
1976	Rochester	.336	132	524	84	176	26	3	11	78	46	38	2
	Baltimore	.103	11	39	0	4	0	0	0	3	1	3	0
1977	Baltimore	.243	96	304	38	74	15	1	5	25	20	28	1
1978	Baltimore	.264	133	459	57	121	23	0	6	46	26	22	0
1979	Baltimore	.257	142	479	63	123	20	0	9	61	36	36	0
1980	Baltimore	.284	152	557	71	158	32	0	2	63	46	19	3
1981	Baltimore	.263	96	369	41	97	27	0	4	38	27	18	0
1982	Baltimore	.280	158	558	75	156	24	2	8	57	50	34	0
1983	Baltimore	.235	140	459	49	108	19	0	5	41	47	29	1
1984	Baltimore	.254	127	397	29	101	26	0	2	24	24	23	1
1985	Baltimore	.202	85	208	25	42	7	0	2	14	20	7	0
M.L. Totals		.257	1140	3829	448	984	193	3	43	372	297	219	6

LAMAR JOHNSON'S PLAYING RECORD

YEAR	CLUB	AVG.	G	AB	R	H	2B	3B	HR	RBI	BB	SO	SB
1968	Sarasota	.383	20	47	9	18	2	1	2	7	2	6	1
1969	Sarasota	.229	45	109	8	25	5	2	1	16	9	22	2
1970	Duluth-Superior	.321	55	221	35	71	10	2	6	44	16	31	4
	Appleton	.231	7	13	0	3	0	0	0	0	1	0	0
1971	Appleton	.269	119	442	80	119	22	4	18	97	57	91	8
1972	Knoxville	.000	2	2	0	0	0	0	0	0	0	1	0
	Appleton	.313	114	402	63	126	17	3	26	89	38	78	8
1973	Knoxville	.293	138	491	74	144	24	1	16	93	58	83	7
1974	Iowa	.301	122	455	81	137	23	0	20	96	59	107	10
	Chicago (AL)	.345	10	29	1	10	0	0	0	2	0	3	0
1975	Denver	.336	129	485	73	163	35	2	20	101	53	67	5
	Chicago (AL)	.200	8	30	2	6	3	0	1	1	1	5	0
1976	Chicago (AL)	.320	82	222	29	71	11	1	4	33	19	37	2
1977	Chicago (AL)	.302	118	374	52	113	12	5	18	65	24	53	1
1978	Chicago (AL)	.273	148	498	52	136	23	2	8	72	43	46	6
1979	Chicago (AL)	.309	133	479	60	148	29	1	12	74	41	56	8
1980	Chicago (AL)	.277	147	541	51	150	26	3	13	81	48	53	1
1981	Chicago (AL)	.276	41	134	10	37	7	0	1	15	5	14	0
1982	Texas	.259	105	324	37	84	11	0	7	38	30	46	0
M.L. Totals		.287	792	2631	294	755	122	12	64	381	211	307	22

COACHES PLAYING STATS

JAMIE QUIRK'S PLAYING RECORD

YEAR	CLUB	AVG.	G	AB	R	H	2B	3B	HR	RBI	BB	SO	SB
1972	Billings	.255	55	208	29	53	9	4	5	37	14	58	4
1973	San Jose	.231	132	429	58	99	12	7	8	45	58	123	7
1974	Jacksonville	.227	46	163	16	37	7	2	3	21	20	32	2
	Omaha	.281	53	203	27	57	10	2	10	31	16	46	2
1975	Omaha	.274	127	445	62	122	23	4	13	64	49	96	4
	KANSAS CITY	.256	14	39	2	10	0	0	1	5	2	7	0
1976	KANSAS CITY	.246	64	114	11	28	6	0	1	15	2	22	0
1977	Milwaukee	.217	93	221	16	48	14	1	3	13	8	47	0
1978	Spokane	.292	97	343	58	100	20	2	12	63	47	89	2
	KANSAS CITY	.207	17	29	3	6	2	0	0	2	5	4	0
1979	KANSAS CITY	.304	51	79	8	24	6	1	1	11	5	13	0
1980	KANSAS CITY	.276	62	163	13	45	5	0	5	21	7	24	3
1981	KANSAS CITY	.250	46	100	8	25	7	0	0	10	6	17	0
1982	KANSAS CITY	.231	36	78	8	18	3	0	1	5	3	15	0
1983	St. Louis	.209	48	86	3	18	2	1	2	11	6	27	0
1984	Denver	.209	70	201	23	42	6	3	2	24	21	39	0
	Chi. (AL)/Cleve.	.333	4	3	1	1	0	0	1	2	0	2	0
1985	Omaha	.244	104	324	33	79	5	1	8	48	35	56	0
	KANSAS CITY	.281	19	57	3	16	3	1	0	4	2	9	0
1986	KANSAS CITY	.215	80	219	24	47	10	0	8	26	17	41	0
1987	KANSAS CITY	.236	109	296	24	70	17	0	5	33	28	56	1
1988	KANSAS CITY	.240	84	196	22	47	7	1	8	25	28	41	1
1989	Tacoma	.170	14	47	5	8	2	0	1	5	3	12	0
	NY. (AL)/Oak./Bal.	.176	47	85	6	15	2	0	1	10	12	20	0
1990	Oakland	.281	56	121	12	34	5	1	3	26	14	34	0
1991	Oakland	.261	76	203	16	53	4	0	1	17	16	28	0
1992	Oakland	.220	78	177	13	39	7	1	2	11	16	28	0
A.L. Totals		.241	936	2180	190	526	98	6	41	236	171	408	5
N.L. Totals		.209	48	86	3	18	2	1	2	11	6	27	0
M.L. Totals		.240	984	2266	193	544	100	7	43	247	177	435	5

BRENT STROM'S PLAYING RECORD

YEAR	CLUB	W-L	ERA	G	GS	CG	SV	IP	H	R	ER	BB	SO
1970	Visalia	4-5	3.75	10	10	3	0	72.0	65	32	30	22	79
1971	Memphis	7-3	3.06	15	15	5	0	106.0	100	43	36	35	87
	Tidewater	6-2	2.55	11	11	4	0	74.0	65	24	21	22	60
1972	Tidewater	6-7	3.30	21	21	5	0	142.0	135	61	52	47	101
	New York (NL)	0-3	6.82	11	5	0	0	30.1	34	25	23	15	10
1973	Cleveland	2-10	4.61	27	18	2	0	123.0	134	73	63	47	91
1974	Oklahoma City	3-4	5.22	9	9	2	0	50.0	48	33	29	22	39
	Hawaii	3-7	6.88	13	13	1	0	68.0	75	54	52	32	60
1975	Hawaii	9-3	1.50	12	12	8	0	90.0	70	22	15	22	95
	San Diego	8-8	2.55	18	16	6	0	120.0	103	42	34	33	56
1976	San Diego	12-16	3.29	36	33	8	0	210.2	188	100	77	73	103
1977	San Diego	0-2	12.18	8	3	0	0	17.0	23	25	23	12	8
	Hawaii	1-1	3.97	6	6	1	0	34.0	29	18	15	23	20
1978								Injured - Did Not Play					
1979	Daytona Beach	4-4	4.17	10	8	2	0	54.0	71	32	25	18	32
	Columbus	3-3	3.64	7	7	4	0	47.0	39	22	19	19	24
	Charleston	3-0	3.00	6	5	1	0	36.0	36	12	12	9	7
1980	Tucson	11-6	4.37	24	22	4	0	136.0	157	76	66	59	57
1981	Albuquerque	2-0	8.53	7	2	0	0	19.0	32	20	18	6	3
M.L. Totals		22-39	3.95	100	75	16	0	501.0	482	265	220	180	278

FRANK WHITE'S PLAYING RECORD

YEAR	CLUB	AVG.	G	AB	R	H	2B	3B	HR	RBI	BB	SO	SB
1971	Sarasota	.247	50	158	31	39	6	3	1	21	23	21	18
1972	San Jose	.294	49	187	44	55	7	2	10	26	27	30	11
	Jacksonville	.252	91	333	34	84	12	2	2	23	31	51	13
1973	Omaha	.264	86	348	49	92	19	2	4	32	41	71	7
	KANSAS CITY	.223	51	139	20	31	6	1	0	5	8	23	3
1974	KANSAS CITY	.221	99	204	19	45	6	3	1	18	5	33	3
1975	KANSAS CITY	.250	111	304	43	76	10	2	7	36	20	39	11
1976	KANSAS CITY	.229	152	446	39	102	17	6	2	46	19	42	20
1977	KANSAS CITY	.245	152	474	59	116	21	5	5	20	25	67	23
1978	KANSAS CITY	.275	143	461	66	127	24	6	7	50	26	59	13
1979	KANSAS CITY	.266	127	467	73	124	26	4	10	48	25	54	28
1980	KANSAS CITY	.264	154	560	70	148	23	4	7	60	19	69	19
1981	KANSAS CITY	.250	94	364	35	91	17	1	9	38	19	50	4
1982	KANSAS CITY	.298	145	524	71	156	45	6	11	56	16	65	10
1983	KANSAS CITY	.260	146	549	52	143	35	6	11	77	20	51	13
1984	KANSAS CITY	.271	129	479	58	130	22	5	17	56	27	72	5
1985	KANSAS CITY	.249	149	563	62	140	25	1	22	69	28	86	10
1986	KANSAS CITY	.272	151	566	76	154	37	3	22	84	43	88	4
1987	KANSAS CITY	.245	154	563	67	138	32	2	17	78	51	86	1
1988	KANSAS CITY	.235	150	537	48	126	25	1	8	58	21	67	7
1989	KANSAS CITY	.256	135	418	34	107	22	1	2	36	30	52	3
1990	KANSAS CITY	.216	82	241	20	52	14	1	2	21	10	32	1
M.L. Totals		.255	2324	7859	912	2006	407	58	160	886	412	1035	178

15**CARLOS BELTRAN****OUTFIELDER****Ht.:** 6-1; **Wt.:** 190**Bats:** Switch; **Throws:** Right**Opening Day Age:** 22**Born:** 4-24-77 in Manati, P.R.**Resides:** Manati, P.R.**Acquired:** Selected in 2nd round of 1995 June Free Agent Draft**Contract Status:** Signed thru 2000**M.L. Service:** 1 year, 14 days**1999**

◆ Carlos earned the Jackie Robinson Award as the American League Rookie of the Year after hitting at a .293 clip with 112 runs scored, 22 home runs and 108 RBI...received 26 of the 28 1st-place votes given by the BBWAA.

◆ also named the American League Rookie of the Year by *The Sporting News*, *Baseball America* and *Baseball Digest*...earned an outfield spot on both the Topps Rookie All-Star team and the *Baseball Digest* Rookie All-Star team.

◆ became the 1st American League rookie to collect 100 RBI in a season since Mark McGwire in 1987 (118) and the first big league rookie with 100 RBI since Los Angeles' Mike Piazza in 1993 (112).

◆ became the 3rd Royal to score 100 runs and drive in 100 runs in the same season, joining Darrell Porter (1979) and George Brett (1979, 1985)...Mike Sweeney also accomplished the feat in 1999.

◆ became the 8th rookie in baseball history to score 100 runs and drive in 100 runs...he and Fred Lynn (Boston-1975) are the only 2 rookies to accomplish the feat since 1950...others on the list include Joe DiMaggio and Ted Williams.

◆ tied Kevin Seitzer's 1987 club rookie marks with 56 extra base hits and 301 total bases.

◆ was 2nd in the A.L. with 663 at-bats, tied for 2nd with 16 outfield assists, tied for 3rd with 10 sacrifice flies and 7th with 194 hits.

◆ led A.L. rookies in runs, hits, home runs, RBI, multi-hit games (54), total bases, stolen bases (27) and on-base percentage (.337).

◆ became just the 3rd Royal to record a 20/20 season with 22 home runs and 27 stolen bases...Amos Otis was the 1st to do so in 1978, and Bo Jackson accomplished the feat in both 1988 and 1989.

◆ connected for his 1st big league home run on April 10 at Chicago off White Sox hurler Jaime Navarro.

◆ tied a club record with 3 doubles at Seattle on May 14.

◆ put together a career-high 12-game hitting streak from April 23-May 7...after the streak came to an end at Minnesota on May 8, put together a 10-game streak, hitting safely in 22 of 23 games from April 23-May 19.

◆ belted 2 home runs in a game on June 5 vs. Cincinnati.

◆ successful in 27 of 35 stolen base tries, including 14 of the last 15.

◆ recorded 21 RBI in interleague play, the 3rd highest total.

◆ was a .306 hitter (53-for-173) with runners in scoring position...was 7-for-21, .333, with the bases loaded.

◆ fielded at a .972 clip while setting a club rookie record with 16 outfield assists...led the league with 395 outfield putouts and 421 total chances.

CARLOS BELTRAN

The Double-Triple

Since 1900, only 8 players have reached triple figures in both runs scored and in RBI in his rookie season:

Year	Player	Team	Runs	RBI
1929	Dale Alexander	Detroit	110	137
1934	Hal Trosky	Cleveland	117	142
1936	Joe DiMaggio	New York	132	125
1939	Ted Williams	Boston	139	145
1950	Walt Dropo	Boston	101	144
1950	Al Rosen	Cleveland	100	116
1975	Fred Lynn	Boston	103	105
1999	Carlos Beltran	Kansas City	112	108

1998

- ◆ jumped from Class A to the majors, earning the club's Minor League Player of the Year honors along the way.
- ◆ began the year at Wilmington...named the Carolina League Player of the Month for June after hitting .323 with 3 homers and 20 RBI.
- ◆ named the Most Exciting Player, Best Outfield Arm and Best Defensive Outfielder in the Carolina League at the All-Star break in *Baseball America's* "Tools of the Trade" survey.
- ◆ elevated to Wichita around the All-Star break and scorched the Texas League with a .352 average, 44 RBI and 50 runs in 47 games.
- ◆ contract purchased by the Royals on Sept. 14...made his debut that night vs. Oakland...collected his 1st big league hit off Buddy Groom.
- ◆ became the 15th Royal to hit 2 triples in a game when he accomplished the feat against Detroit on September 21.
- ◆ selected by *Baseball America* as the top prospect in the Royals organization, the 5th best prospect in the Texas League and the 7th best prospect in the Carolina League.

Minor League Notes

- ◆ Carlos was the Royals 2nd round pick in the 1995 June Free Agent Draft...signed by Johnny Ramos.
- ◆ batted .278 with 23 RBI in 52 games during his 1st pro season in the Gulf Coast League in 1995...selected by *Baseball America* as the 9th best prospect in the GCL following the season.
- ◆ began the 1996 season with Lansing in the Midwest League but was sent to Spokane in the Northwest League in June...belted 7 homers in 59 games for the Indians...named by *Baseball America* as the 2nd best prospect in the Royals organization and the 8th best prospect in the Northwest League following the season.
- ◆ named the best defensive outfielder in the Carolina League in 1997 in *Baseball America's* "Tools of the Trade" survey.

Miscellaneous Notes

- ◆ **Carlos Ivan Beltran** married the former Jessica Lugo just 3 days prior to being named American League Rookie of the Year.
- ◆ graduated from Fernando Callejas High in Puerto Rico in 1995.

1999 BBWAA Rookie of the Year Balloting

Player	Team	1st	2nd	3rd	Points
Carlos Beltran	Kansas City	26	1	0	133
Freddy Garcia	Seattle	1	12	4	45
Jeff Zimmerman	Texas	0	6	9	27
Brian Daubach	Boston	1	3	2	16
Tim Hudson	Oakland	0	3	4	13
Chris Singleton	Chicago	0	2	3	9
Carlos Lee	Chicago	0	1	1	4
Billy Koch	Toronto	0	0	4	4
Trot Nixon	Boston	0	0	1	1

CARLOS BELTRAN

YEAR CLUB	AVG.	G	AB	R	H	2B	3B	HR	RBI	BB	SO	SB
1995 Gulf Coast	.278	52	180	29	50	9	0	0	23	13	30	5
1996 Lansing	.143	11	42	3	6	2	0	0	0	1	11	1
Spokane	.270	59	215	29	58	8	3	7	29	31	65	10
1997 Wilmington	.229	120	419	57	96	15	4	11	46	46	96	17
1998 Wilmington	.276	52	192	32	53	14	0	5	32	25	39	11
Wichita	.352	47	182	50	64	13	3	14	44	23	30	7
KANSAS CITY	.276	14	58	12	16	5	3	0	7	3	12	3
1999 KANSAS CITY	.293	156	663	112	194	27	7	22	108	46	123	27
M.L. Totals	.291	170	721	124	210	32	10	22	115	49	135	30

1995 Selected by Royals in the 2nd round of the June Free Agent Draft, signed by Johnny Ramos.

CAREER FIELDING

POSITION	PCT.	G	PO	A	E	TC	DP
Outfield	.972	168	439	16	13	468	2

1999 AND CAREER BREAKDOWN

Season	1999					CAREER					HR by
	AVG.	AB	H	HR	RBI	AVG.	AB	H	HR	RBI	CITY
Season	.293	663	194	22	108	.291	721	210	22	115	
Anaheim	.267	45	12	2	8	.267	45	12	2	8	1
Baltimore	.383	47	18	3	11	.383	47	18	3	11	1
Boston	.268	41	11	0	2	.268	41	11	0	2	0
Chicago	.340	53	18	2	6	.313	80	25	2	10	2
Cleveland	.269	52	14	1	6	.258	66	17	1	7	0
Detroit	.282	39	11	0	4	.288	52	15	0	6	0
Kansas City	-	-	-	-	-	-	-	-	-	-	12
Minnesota	.273	55	15	3	8	.273	55	15	3	8	1
New York	.286	35	10	1	7	.286	35	10	1	7	0
Oakland	.250	48	12	1	7	.269	52	14	1	7	0
Seattle	.357	56	20	4	15	.357	56	20	4	15	2
Tampa Bay	.147	34	5	0	4	.147	34	5	0	4	0
Texas	.225	40	9	1	7	.225	40	9	1	7	1
Toronto	.265	34	9	0	2	.265	34	9	0	2	0
Chicago	.500	14	7	1	4	.500	14	7	1	4	1
Cincinnati	.214	14	3	2	5	.214	14	3	2	5	0
Houston	.357	14	5	0	2	.357	14	5	0	2	0
Milwaukee	.231	13	3	0	1	.231	13	3	0	1	0
Pittsburgh	.357	14	5	1	3	.357	14	5	1	3	1
St. Louis	.467	15	7	0	6	.467	15	7	0	6	0
Home	.280	336	94	12	55	.286	370	106	12	61	
Road	.306	327	100	10	53	.296	351	104	10	54	
Before ASG	.302	377	114	12	59	.302	377	114	12	59	
After ASG	.280	286	80	10	49	.279	344	96	10	56	
vs. LHP	.273	132	36	7	19	.281	153	43	7	21	
vs. RHP	.298	531	158	15	89	.294	568	167	15	94	
RISP	.306	173	53	6	83	.314	188	59	6	90	
Bases Loaded	.333	21	7	0	17	.333	21	7	0	17	
Pinch Hitter	-	-	-	-	-	-	-	-	-	-	
Desig. Hitter	.500	4	2	0	2	.500	4	2	0	2	
April	.307	88	27	3	12	.307	88	27	3	12	
May	.280	125	35	4	21	.280	125	35	4	21	
June	.321	112	36	4	18	.321	112	36	4	18	
July	.308	120	37	4	22	.308	120	37	4	22	
August	.229	109	25	5	15	.229	109	25	5	15	
Sept./Oct.	.312	109	34	2	20	.299	167	50	2	27	

BELTRAN'S BESTS

	Season	Game
AVG.	.293--1999	H
H	194--1999	4--5 times, last: at Chi.-NL, 7-20-99
HR	22--1999	HR
RBI	108--1999	RBI
SB	27--1999	3--11 times, last: at Sea., 9-20-99
Hit Streak	12--1999	SB
		2--vs. Tor., 9-5-99

Seeing 20/20

Here are the Royals whom have collected 20 home runs and 20 stolen bases in a single season:

Player	Year	HR	SB
Amos Otis	1978	22	32
Bo Jackson	1988	25	27
Bo Jackson	1989	32	26
Carlos Beltran	1999	22	27

61**JAIME BLUMA**
RIGHT-HANDED PITCHER**(NON-ROSTER PLAYER)****Ht.:** 5-11; **Wt.:** 195**Bats:** Right; **Throws:** Right**Opening Day Age:** 27**Born:** 5-18-72 in Beaufort, SC**Resides:** Overland Park, KS**Acquired:** Selected in 3rd round of 1994 June Free Agent Draft**Contract Status:** Signed thru 2000**M.L. Service:** 1 year, 52 days (Rookie)**1999**

- ◆ Jaime spent the entire season in the Royals minor league system as he continued to work his way back from right rotator cuff surgery.
- ◆ was a non-roster invite to the Royals big league spring training camp...began the season at Double-A Wichita...was 2-6 with a 5.40 ERA and 6 saves in 30 contests for the Texas League champions.
- ◆ promoted to Triple-A Omaha on July 21...had no record with a pair of saves and a 3.22 ERA in 17 outings for the Golden Spikes.

Career Notes

- ◆ Jaime has logged 1 year and 52 days of service time despite appearing in just 17 big league games, all in 1996.

1997

- ◆ spent the entire season on the Kansas City Royals Disabled List...placed on the 15-day D.L. April 1, retro to March 30 with a right shoulder strain...transferred to the 60-day D.L. on June 6.
- ◆ had arthroscopic shoulder surgery performed by Dr. Steve Joyce on June 27...had a series of flap tears on both the front and back of his right shoulder and around the supraspinatus joint of the rotator cuff...also had a spur near the bursa sac shaved down.

1996

- ◆ finished his 1st taste of the big leagues with no record and a 3.60 ERA in 17 appearances...was a perfect 5-for-5 in save opportunities.
- ◆ contract was purchased by Kansas City on August 9...lost a cow-milking contest prior to the game in California that night, then made his big league debut later on that evening...surrendered a home run to Rex Hudler, the first batter he faced.
- ◆ 1st career save came in a 4-2 win over Seattle on September 10.
- ◆ converted all 5 saves in consecutive outings from Sept. 10-20.
- ◆ regarded as the Royals 4th best prospect by *Baseball America* following the season.

Minor League Notes

- ◆ Jaime was selected by the Royals in the 3rd round of the 1994 June Free Agent Draft...signed by Ken Gonzalez.
- ◆ began his pro career with Eugene in the Northwest League in 1994...had a 0.99 ERA with 12 saves when he was promoted to Wilmington...named the Carolina League Pitcher of the Week August 27, 1994 after logging 2 wins and 3 saves in 6 games...named the 8th best prospect in the Northwest League by *Baseball America*...also named the Pitcher of the Year at Eugene by the Royals organization.
- ◆ 2nd in the Texas League in saves, 3rd in relief points and tied for 3rd in games finished in 1995...2nd among league relievers in opponents average (.190), walks (1.1) and runners (7.8) per 9 innings.

JAIME BLUMA

◆ led Omaha with 25 saves in 1996, earning a spot in the Triple-A All-Star game and on the league's post-season All-Star team.

Miscellaneous Notes

◆ **James Andrew Bluma** is single...graduated from Owasso (OK) High School in 1990.

◆ led Wichita State to 3 College World Series trips...finished as WSU's career leader in saves and appearances...earned all-conference honors in 1993 and '94 while leading the Missouri Valley in saves.

◆ as a freshman at WSU, ate all of the bugs from the grille of his team's bus in a McDonald's parking lot to raise team morale.

YEAR CLUB	W-L	ERA	G	GSCG	SHO	SV	IP	H	R	ER	BB	SO	
1994 Eugene	2-1	0.99	26	0	0	0	12	36.1	19	5	4	6	35
Wilmington	4-0	0.93	7	0	0	0	2	9.2	7	2	1	0	5
1995 Wichita	4-3	3.09	42	0	0	0	22	55.1	38	19	19	9	31
Omaha	0-0	3.04	18	0	0	0	4	23.2	21	13	8	14	12
1996 Omaha	1-2	3.12	52	0	0	0	25	57.2	57	22	20	20	40
KANSAS CITY	0-0	3.60	17	0	0	0	5	20.0	18	9	8	4	14
1997 KANSAS CITY	-Injured - Did Not Play-												
1998 Omaha	0-1	6.28	14	0	0	0	2	14.1	19	13	10	7	8
Wichita	1-2	5.27	39	0	0	0	0	62.0	67	49	37	35	38
1999 Wichita	2-6	5.40	30	0	0	0	6	38.1	40	25	23	16	21
Omaha	0-0	3.22	17	0	0	0	2	22.1	21	10	8	4	19
M.L. Totals	0-0	3.60	17	0	0	0	5	20.0	18	9	8	4	14

1994 Selected by Royals in 3rd round of June Free Agent Draft, signed by Ken Gonzalez.

M.L. BATTING TOTALS

	AVG.	AB	H	HR	RBI
M.L. Totals	.000	0	0	0	0

CAREER FIELDING

POSITION	PCT.	G	PO	A	E	TC	DP
Pitcher	1.000	17	1	6	0	7	1

1999 AND CAREER BREAKDOWN

Season	1999							CAREER								
	W	L	S	ERA	G	IP	H	ER	W	L	S	ERA	G	IP	H	ER
Season	-	-	-	-	-	-	-	-	0	0	5	3.60	17	20.0	18	8
Anaheim	-	-	-	-	-	-	-	-	0	0	0	4.50	2	2.0	3	1
Baltimore	-	-	-	-	-	-	-	-	-	-	-	-	-	-	-	-
Boston	-	-	-	-	-	-	-	-	-	-	-	-	-	-	-	-
Chicago	-	-	-	-	-	-	-	-	-	-	-	-	-	-	-	-
Cleveland	-	-	-	-	-	-	-	-	0	0	1	9.00	2	2.0	2	2
Detroit	-	-	-	-	-	-	-	-	0	0	0	0.00	3	4.0	3	0
Kansas City	-	-	-	-	-	-	-	-	-	-	-	-	-	-	-	-
Minnesota	-	-	-	-	-	-	-	-	0	0	2	9.00	2	2.0	3	2
New York	-	-	-	-	-	-	-	-	-	-	-	-	-	-	-	-
Oakland	-	-	-	-	-	-	-	-	0	0	0	0.00	1	1.0	1	0
Seattle	-	-	-	-	-	-	-	-	0	0	2	0.00	3	3.0	1	0
Texas	-	-	-	-	-	-	-	-	0	0	0	8.10	2	3.1	4	3
Toronto	-	-	-	-	-	-	-	-	0	0	0	0.00	2	2.2	1	0
Home	-	-	-	-	-	-	-	-	0	0	4	3.60	9	10.0	7	4
Road	-	-	-	-	-	-	-	-	0	0	1	3.60	8	10.0	11	4
Before ASG	-	-	-	-	-	-	-	-	-	-	-	-	-	-	-	-
After ASG	-	-	-	-	-	-	-	-	0	0	5	3.60	17	20.0	18	8
Starter	-	-	-	-	-	-	-	-	-	-	-	-	-	-	-	-
Reliever	-	-	-	-	-	-	-	-	0	0	5	3.60	17	20.0	18	8
April	-	-	-	-	-	-	-	-	-	-	-	-	-	-	-	-
May	-	-	-	-	-	-	-	-	-	-	-	-	-	-	-	-
June	-	-	-	-	-	-	-	-	-	-	-	-	-	-	-	-
July	-	-	-	-	-	-	-	-	-	-	-	-	-	-	-	-
August	-	-	-	-	-	-	-	-	0	0	0	3.27	9	11.0	10	4
Sept./Oct.	-	-	-	-	-	-	-	-	0	0	5	4.00	8	9.0	8	4

BLUMA'S BESTS

	Season	Game
W	0	Low-Hit
ERA	3.60—1996	SO
SV	5—1996	3—at Det., 9-1-96
IP	20.0—1996	
SO	14—1996	
Win Streak	0	

39**DOUG BOCHTLER****RIGHT-HANDED PITCHER****(NON-ROSTER PLAYER)****Ht.:** 6-3; **Wt.:** 200**Bats:** Right; **Throws:** Right**Opening Day Age:** 29**Born:** 7-5-70 in West Palm Beach, FL**Resides:** West Palm Beach, FL**Acquired:** Signed as a minor league free agent, 11-16-99**Contract Status:** Signed thru 2000**M.L. Service:** 3 years, 132 days**1999**

- ◆ Doug pitched for 3 clubs in 2 organizations during the 1999 campaign, logging stints in both the Blue Jays and Dodgers chains.
- ◆ went to spring training with the Los Angeles Dodgers as a non-roster invite...was released just prior to the start of the season and signed by the Blue Jays to a Triple-A contract on April 5.
- ◆ was 4-0 with a 2.63 in 14 relief appearances for Syracuse.
- ◆ traded to the Dodgers for cash considerations and had his contract purchased by Los Angeles on May 19.
- ◆ did not figure in a decision in 12 relief appearances with Los Angeles, toting a 5.54 ERA in 13.0 innings of work.
- ◆ designated for assignment on June 19, then was outrighted to Triple-A Albuquerque on June 23...spent the remainder of the season in the Pacific Coast League, logging a 3-4 record and 3 saves with a 3.18 ERA in 18 relief appearances.

Career Notes

- ◆ Doug has pitched at the big league level in each of the past 5 seasons, logging stints with San Diego (1995-97), Detroit (1998) and Los Angeles (1999).
- ◆ all 214 career big league appearances have been in relief...owns 6 saves in 16 career opportunities.

1998

- ◆ appeared in 51 games out of the Tigers bullpen after coming over from Oakland during spring training, marking his 3rd straight season with at least 50 appearances.
- ◆ pitched 67.1 innings, tops among Tiger relievers.
- ◆ did not allow an earned run from April 24-June 22, a span of 19.0 innings to set a new single-season career-high.

1997

- ◆ ranked 3rd on the San Diego pitching staff with 54 relief appearances... held opponents to a .229 average, including a .211 mark by right-handed batters.
- ◆ placed on the 15-day Disabled List on July 2 with a strained right calf...activated on July 18.
- ◆ recorded his final save of the season on June 4 at Colorado.

1996

- ◆ made the Padres Opening Day roster for the 1st time in his career... ranked 2nd on the club with 63 appearances.
- ◆ emerged as the club's top setup man, compiling a 3.02 ERA and fanning 68 batters in 65.2 innings...averaged 9.3 K's per 9 innings.
- ◆ held opponents to a .195 batting average to rank 3rd among NL relievers with 60 or more innings of work.

DOUG BOCHTLER

- ◆ his victory on Sept. 11 vs. Pittsburgh was his 1st big league win since Sept. 6, 1995 and snapped a personal 8-game losing streak.
- ◆ took the loss in Game 2 of the NLDS vs. St. Louis, allowing a run on 2 walks and a wild pitch in one-third of an inning.

1995

- ◆ enjoyed a pair of stints with the Major League club, making a total of 34 appearances with the Padres...allowed just 22 percent of his inherited runners to score, 5th best among NL relievers.
- ◆ recalled from Triple-A Las Vegas on May 5 and made his big league debut that night against San Francisco, allowing 1 hit and fanning 1 in 1.1 innings.
- ◆ earned his 1st Major League save on September 13 at Pittsburgh.

Minor League Notes

- ◆ Doug was selected by the Montreal Expos in the 9th round of the 1989 June Free Agent Draft...signed by Pat Daugherty.
- ◆ began his pro career in the Gulf Coast League in 1989.
- ◆ topped the 100-inning mark for Class A Rockford in 1990, making 25 starts in the Midwest League.
- ◆ won a career-high 12 games in helping West Palm to the Class A Florida State League title in 1991...his 12 wins tied for the league lead...hurled 7 complete games including a pair of shutouts.
- ◆ limited to 13 starts for Double-A Harrisburg in 1992 due to a right elbow injury...named the Eastern League's Pitcher of the Week for May 11-17 following a complete game 3-hit, 14-strikeout performance vs. New Britain.
- ◆ split the 1993 season between the Rockies and Padres organizations...selected by the Rockies in the 2nd round of the 1992 expansion draft (32nd overall) and began the season at Colorado Springs...traded to San Diego on July 26...assigned to Las Vegas.
- ◆ hampered by a pair of disabling injuries with Las Vegas in 1994...was sidelined with a sprained right index finger, then later with a left hamstring injury.

Miscellaneous Notes

- ◆ **Douglas Eugene Bochtler** is married...wife's name is Darcy...the couple has 1 child, Colton (4-28-98).
- ◆ graduated from John I. Leonard High School in West Palm Beach, FL in 1998...pitched collegiately for Indian River Community College in Fort Pierce, FL.
- ◆ featured on *This Week in Baseball* while with the Padres for his roles as clubhouse barber and magician.

YEAR CLUB	W-L	ERA	G	GS	CG	SHO	SV	IP	H	R	ER	BB	SO
1989 Gulf Coast Expos	2-2	3.21	9	9	1	0	0	47.2	46	22	17	20	45
1990 Rockford	9-12	3.50	25	25	1	1	0	139.0	142	82	54	54	109
1991 W. Palm Beach	+12-9	2.92	26	24	7	2	0	160.1	148	63	52	55	109
1992 Harrisburg	6-5	2.32	13	13	2	1	0	77.2	50	25	20	36	89
1993 Colo. Springs	1-4	6.93	12	11	0	0	0	50.2	71	41	39	26	38
Central Valley	3-1	3.40	8	8	0	0	0	47.2	40	23	18	28	43
Las Vegas	0-5	5.22	7	7	1	0	0	39.2	52	26	23	11	30
1994 Las Vegas	3-7	5.20	22	20	2	1	0	100.1	116	67	58	48	86
1995 Las Vegas	2-3	4.25	18	2	0	0	1	36.0	31	18	17	26	32
San Diego	4-4	3.57	34	0	0	0	1	45.1	38	18	18	19	45
1996 San Diego	2-4	3.02	63	0	0	0	3	65.2	45	25	22	39	68
1997 San Diego	3-6	4.77	54	0	0	0	2	60.1	51	35	32	50	46
1998 Detroit	0-2	6.15	51	0	0	0	0	67.1	73	48	46	42	45
1999 Syracuse	4-0	2.63	14	0	0	0	0	27.1	18	9	8	10	28
Los Angeles	0-0	5.54	12	0	0	0	0	13.0	11	8	8	6	7
Albuquerque	3-4	3.18	18	0	0	0	3	22.2	16	9	8	11	25
A.L. Totals	0-2	6.15	51	0	0	0	0	67.1	73	48	46	42	45
N.L. Totals	9-14	2.91	163	0	0	0	6	184.1	145	86	80	114	166
M.L. Totals	9-16	4.51	214	0	0	0	6	251.2	218	134	126	156	211

+Tied for League Lead

DIVISION SERIES RECORD

YEAR CLUB, OPP.	W-L	ERA	G	GS	CG	SHO	SV	IP	H	R	ER	BB	SO
1996 S.D., vs. St.L.	0-1	27.00	1	0	0	0	0	0.1	0	1	1	2	0

DOUG BOCHTLER

- 1989 Selected by the Montreal Expos in the 9th round of the June Free Agent Draft...signed by Pat Daugherty.
 1992 Selected by the Colorado Rockies in the 2nd round (32nd pick overall) of the MLB expansion draft, November 17.
 1993 Obtained by San Diego Padres with C Brad Ausmus and a player to be named later (P Andy Ashby) from Colorado in exchange for P Bruce Hurst and P Greg W. Harris, July 26.
 1997 Obtained by Oakland Athletics with INF Jorge Velandía from San Diego in exchange for P Don Wengert and INF David Newhan, November 26.
 1998 Obtained by Detroit Tigers from Oakland in exchange for cash considerations, March 25.
 1998 Claimed on waivers by Los Angeles Dodgers, October 6.
 1999 Signed by Toronto Blue Jays as a minor league free agent, April 5.
 1999 Obtained by Los Angeles Dodgers from Toronto in exchange for cash considerations, May 19.
 1999 Signed by Royals as a minor league free agent, November 16.

M.L. BATTING TOTALS

	AVG.	AB	H	HR	RBI
M.L. Totals	.000	2	0	0	0

CAREER FIELDING

POSITION	PCT.	G	PO	A	E	TC	DP
Pitcher	.897	214	14	21	4	39	0

1999 AND CAREER BREAKDOWN

Season	1999								CAREER							
	W	L	S	ERA	G	IP	H	ER	W	L	S	ERA	G	IP	H	ER
Anaheim	0	0	0	0.00	1	1.1	1	0	1	0	0	0.96	8	9.1	5	1
Baltimore	-	-	-	-	-	-	-	-	0	0	0	4.50	4	6.0	8	3
Boston	-	-	-	-	-	-	-	-	0	0	0	0.00	2	1.2	0	0
Chicago	-	-	-	-	-	-	-	-	0	1	0	7.11	5	6.1	10	5
Cleveland	-	-	-	-	-	-	-	-	0	1	0	5.77	4	4.2	3	3
Detroit	-	-	-	-	-	-	-	-	-	-	-	-	-	-	-	-
Kansas City	-	-	-	-	-	-	-	-	0	0	0	7.20	3	5.0	4	4
Minnesota	-	-	-	-	-	-	-	-	0	0	0	0.00	3	4.2	2	0
New York	-	-	-	-	-	-	-	-	0	0	0	12.27	4	7.1	11	10
Oakland	0	0	0	4.50	1	2.0	2	1	0	2	0	7.11	7	6.1	6	5
Seattle	-	-	-	-	-	-	-	-	0	0	0	4.76	5	5.2	6	3
Tampa Bay	-	-	-	-	-	-	-	-	0	0	0	16.20	3	3.1	8	6
Texas	0	0	0	0.00	2	1.1	0	0	0	0	0	4.82	7	9.1	8	5
Toronto	-	-	-	-	-	-	-	-	0	0	0	27.00	1	1.0	2	3
Arizona	-	-	-	-	-	-	-	-	-	-	-	-	-	-	-	-
Atlanta	0	0	0	0.00	1	0.1	0	0	1	1	2	1.84	13	14.2	7	3
Chicago	-	-	-	-	-	-	-	-	1	2	0	4.41	12	16.1	16	8
Cincinnati	-	-	-	-	-	-	-	-	0	1	0	5.68	14	19.0	17	12
Colorado	-	-	-	-	-	-	-	-	0	1	1	1.74	9	10.1	8	2
Florida	-	-	-	-	-	-	-	-	0	1	0	3.46	11	13.0	8	5
Houston	0	0	0	0.00	1	0.2	0	0	0	0	0	1.29	13	14.0	7	2
Los Angeles	-	-	-	-	-	-	-	-	0	2	1	6.55	11	11.0	9	8
Milwaukee	-	-	-	-	-	-	-	-	-	-	-	-	-	-	-	-
Montreal	-	-	-	-	-	-	-	-	1	1	1	1.80	8	10.0	7	2
New York	-	-	-	-	-	-	-	-	1	1	0	1.93	13	14.0	8	3
Philadelphia	-	-	-	-	-	-	-	-	0	0	0	1.97	11	13.2	13	3
Pittsburgh	0	0	0	3.86	4	4.2	5	2	2	0	1	4.15	15	13.0	13	6
St. Louis	0	0	0	16.88	2	2.2	3	5	1	2	0	7.00	16	18.0	19	14
San Diego	-	-	-	-	-	-	-	-	-	-	-	-	-	-	-	-
San Fran.	-	-	-	-	-	-	-	-	1	0	0	6.43	12	14.0	13	10
Home	0	0	0	7.27	8	8.2	8	7	5	8	2	5.10	112	137.2	124	78
Road	0	0	0	2.08	4	4.1	3	1	4	8	4	3.79	102	114.0	94	48
Before ASG	0	0	0	5.54	12	13.0	11	8	1	6	5	4.48	108	124.2	114	62
After ASG	-	-	-	-	-	-	-	-	8	10	1	4.54	106	127.0	104	64
Starter	-	-	-	-	-	-	-	-	-	-	-	-	-	-	-	-
Reliever	0	0	0	5.54	12	13.0	11	8	9	16	6	4.51	214	251.2	218	126
April	-	-	-	-	-	-	-	-	0	1	2	4.02	27	31.1	30	14
May	0	0	0	11.25	5	4.0	3	5	0	2	2	3.00	39	42.0	29	14
June	0	0	0	3.00	7	9.0	8	3	1	2	1	5.74	37	47.0	49	30
July	-	-	-	-	-	-	-	-	1	3	0	4.10	35	48.1	35	22
August	-	-	-	-	-	-	-	-	4	3	0	3.69	47	53.2	44	22
Sept./Oct.	-	-	-	-	-	-	-	-	3	5	1	7.36	29	29.1	31	24

BOCHTLER'S BESTS

	Season	Game
W	4—1995	Low-Hit —
ERA	3.02—1996	SO 4—3 times, last: at SF., 9-27-95
SV	3—1996	
IP	67.1—1998	
SO	68—1996	
Win Streak	4—1995	

52 RICKY BOTTALICO

RIGHT-HANDED PITCHER

Ht.: 6-1; **Wt.:** 215
Bats: Left; **Throws:** Right
Opening Day Age: 31
Born: 8-26-69 in New Britain, CT
Resides: Rocky Hill, CT
Acquired: Signed as a free agent, 1-14-00
Contract Status: Signed thru 2000
M.L. Service: 5 years, 63 days



1999

◆ Ricky led the Cardinals in saves (20) in his 1st season with St. Louis...also led the team's relievers in games pitched (68) and games finished (40).

◆ began the season as a setup man, but by mid-May had worked his way into the closer's role...had a win or save in 31 percent of the Cardinals 75 wins, winning 3 games and saving 20.

◆ converted 20 of 28 save opportunities and registered 8 holds...was 10-for-11 in save opportunities at Busch Stadium where he posted a 2.29 ERA in 33 games.

◆ was 12-for-15 in save opportunities at the All-Star break, but failed in 5 of 13 attempts during the 2nd half, appearing in just 26 games.

◆ 7 of his 20 saves came in games in which he worked more than 1 inning.

Career Notes

◆ Ricky has logged 95 saves in 119 career save situations, an 80 percent success rate, including back-to-back 34 save seasons with the Philadelphia Phillies in 1996-97.

◆ has spent each of his 5-plus big league seasons in the National League, playing for the Phillies (1994-98) and Cardinals (1999)...owns a 15-25 career record with a 3.84 ERA.

◆ selected to the National League All-Star team in 1996.

1998

◆ went 1-1 with 3 saves in 7 games for the Phillies before going on the Disabled List for the 1st time in his career on April 23.

◆ had surgery to remove a bone spur and calcium deposits on the lining of his right elbow on April 27, performed by Dr. Craig Morgan.

◆ made 10 rehab. appearances with Triple-A Scranton before being activated from the D.L. on June 30.

◆ hit Barry Bonds with a pitch on August 2 vs. San Francisco, causing a bench-clearing brawl and leading to a 3-game suspension (reduced from 4), August 25-27.

◆ traded to the St. Louis Cardinals with pitcher Garrett Stephenson in exchange for outfielder Ron Gant and pitchers Jeff Brantley and Cliff Politte on November 19.

1997

◆ ranked 4th in the National League with 61 games finished and 8th with 34 saves while working in a career-high 69 contests...his save total tied his single season high, set in 1996.

◆ was successful in 34 of 41 save opportunities.

◆ tied a career-high with 5 strikeouts on August 7 vs. Houston.

RICKY BOTTALICO

1996

- ◆ ranked 8th in the National League with 34 saves and tied for 8th with 56 games finished in his 1st season as the Phillies closer...it was the 3rd highest single season save total in Phillies history.
- ◆ converted his first 14 save opportunities before blowing a save on June 2 vs. San Diego.
- ◆ named to his 1st National League All-Star squad.
- ◆ held opponents to a team-best .197 batting average.

1995

- ◆ earned his 1st Major League win on May 13 at Houston and his 1st big league save on June 12 at New York.
- ◆ fanned a career-high 5 batters on 3 occasions.
- ◆ led the bullpen in games (62) and strikeouts (87) and paced the entire staff with a .167 opponents average.

1994

- ◆ promoted to Philadelphia on July 28...made his Major League debut the next day at Atlanta, allowing 2 hits with a strikeout in 1.0 inning.
- ◆ optioned back to Double-A Reading on August 7 after 3 scoreless appearances.

Minor League Notes

- ◆ Ricky was signed by the Philadelphia Phillies out of a semi-pro league as a non-drafted free agent on July 21, 1991.
- ◆ split his 1st professional season in 1991 between Martinsville and Spartanburg.
- ◆ moved to the bullpen in 1992 after starting 11 games...was the Phillies Pitcher of the Month for July after tossing 23.1 consecutive scoreless innings for Spartanburg.
- ◆ named the winner of the Paul Owens Award for best pitcher in the Phillies minor league system in 1993...began the season with Clearwater but was promoted to Double-A Reading on May 14...led the organization with 24 saves...finished 2nd in the Eastern League with 60 relief points, tied for 2nd in saves, tied for 4th in games finished (37) and tied for 5th in appearances (49)...named the Phillies 2nd best prospect by *Baseball America* following the season.
- ◆ began the 1994 season at Triple-A Scranton before being sent to Double-A Reading on June 2...finished 2nd in the Eastern League with 66 Rolaids relief points...named Reading's Most Valuable Pitcher...led the Phillies minor leaguers with 25 combined saves... named the organization's 3rd best prospect by *Baseball America* following the season.

Miscellaneous Notes

- ◆ **Richard Paul Bottalico** is married...wife's name is Lisa.
- ◆ graduated from South Catholic High School in Connecticut in 1987 where he played baseball and basketball...attended Florida Southern and Central Connecticut State Universities.
- ◆ became Committeeman for local and national chapters of Children's Miracle Network in 1997.
- ◆ presented the 1996 Media Good Guy Award by the Philadelphia Sportswriters Association.

BOTTALICO'S BESTS

	Season		Game
W	5—1995	Low Hit	—
ERA	2.46—1995	SO	5—4 times, last: vs. Hou., 8-7-97
SV	34—1996 & 1997		
IP	87.2—1995		
SO	87—1995		
Win Streak	2—1995 & 1996		

RICKY BOTTALICO

YEAR	CLUB	W-L	ERA	G	GS	CG	SHO	SV	IP	H	R	ER	BB	SO
1991	Martinsville	3-2	4.09	7	6	2	1	0	33.0	32	20	15	13	38
	Spartanburg	2-0	0.00	2	2	0	0	0	15.0	4	0	0	2	11
1992	Spartanburg	5-10	2.41	42	11	1	0	13	119.2	94	41	32	56	118
1993	Clearwater	1-0	2.75	13	0	0	0	4	19.2	19	6	6	5	19
	Reading	3-3	2.25	49	0	0	0	20	72.0	63	22	18	26	65
1994	Scranton	3-1	8.87	19	0	0	0	3	22.1	32	27	22	22	22
	Reading	2-2	2.53	38	0	0	0	22	42.2	29	13	12	10	51
	Philadelphia	0-0	0.00	3	0	0	0	0	3.0	3	0	0	1	3
1995	Philadelphia	5-3	2.46	62	0	0	0	1	87.2	50	25	24	42	87
1996	Philadelphia	4-5	3.19	61	0	0	0	34	67.2	47	24	24	23	74
1997	Philadelphia	2-5	3.65	69	0	0	0	34	74.0	68	31	30	42	89
1998	Philadelphia	1-5	6.44	39	0	0	0	6	43.1	54	31	31	25	27
	Scranton	0-1	2.92	10	5	0	0	1	12.1	8	4	4	9	4
1999	St. Louis	3-7	4.91	68	0	0	0	20	73.1	83	45	40	49	66
M.L. Totals		15-25	3.84	302	0	0	0	95	349.0	305	156	149	182	346

ALL-STAR GAME RECORD

YEAR	CLUB	SITE	W-L	ERA	G	GSCG	SHO	SV	IP	H	R	ER	BB	SO
1996	N.L.	Phil.	0-0	0.00	1	0	0	0	1.0	0	0	0	0	1

1991 Signed by the Philadelphia Phillies as a non-drafted free agent, July 21.

1998 Obtained by the St. Louis Cardinals with pitcher Garrett Stephenson from Philadelphia in exchange for outfielder Ron Gant and pitchers Jeff Brantley and Cliff Politte, November 19.

2000 Signed by the Royals as a free agent, January 14.

M.L. BATTING TOTALS

	AVG.	AB	H	HR	RBI
M.L. Totals	.083	12	1	0	0

CAREER FIELDING

POSITION	PCT.	G	PO	A	E	TC	DP
Pitcher	1.000	302	20	32	0	52	6

1999 AND CAREER BREAKDOWN

Season	1999								CAREER							
	W	L	S	ERA	G	IP	H	ER	W	L	S	ERA	G	IP	H	ER
Season	3	7	20	4.91	68	73.1	83	40	15	25	95	3.84	302	349.0	305	149
Anaheim	-	-	-	-	-	-	-	-	-	-	-	-	-	-	-	-
Baltimore	-	-	-	-	-	-	-	-	0	0	0	18.00	1	1.0	2	2
Boston	-	-	-	-	-	-	-	-	0	1	0	16.20	1	1.2	5	3
Chicago	0	0	1	0.00	2	2.2	2	0	0	0	1	0.00	2	2.2	2	0
Cleveland	-	-	-	-	-	-	-	-	-	-	-	-	-	-	-	-
Detroit	0	1	1	3.00	3	6.0	3	2	0	1	2	2.46	4	7.1	5	2
Kansas City	0	0	1	54.00	2	1.0	4	6	0	0	1	54.00	2	1.0	4	6
Minnesota	0	0	1	0.00	1	1.1	1	0	0	0	1	0.00	1	1.1	1	0
New York	-	-	-	-	-	-	-	-	0	0	0	0.00	2	2.0	0	0
Oakland	-	-	-	-	-	-	-	-	-	-	-	-	-	-	-	-
Seattle	-	-	-	-	-	-	-	-	-	-	-	-	-	-	-	-
Tampa Bay	-	-	-	-	-	-	-	-	-	-	-	-	-	-	-	-
Texas	-	-	-	-	-	-	-	-	-	-	-	-	-	-	-	-
Toronto	-	-	-	-	-	-	-	-	0	0	1	6.75	1	1.1	1	1
Arizona	0	2	0	11.57	3	2.1	7	3	0	3	0	11.37	5	6.1	13	8
Atlanta	0	0	0	0.00	1	0.1	2	0	0	0	4	2.42	21	22.1	23	6
Chicago	1	1	0	10.80	3	3.1	7	4	1	1	5	3.50	16	18.0	20	7
Cincinnati	0	0	2	9.00	5	3.0	5	3	0	0	8	2.45	20	18.1	11	5
Colorado	0	0	1	9.00	3	2.0	4	2	1	2	7	6.00	21	21.0	26	14
Florida	0	0	1	0.00	2	3.0	2	0	3	1	11	1.87	30	33.2	22	7
Houston	0	0	3	0.00	5	6.1	3	0	2	0	8	2.40	24	30.0	20	8
Los Angeles	1	0	0	3.00	4	6.0	7	2	1	3	4	3.57	17	22.2	20	9
Milwaukee	1	0	1	3.86	8	9.1	8	4	1	1	1	4.50	11	12.0	10	6
Montreal	0	0	2	1.08	5	8.1	6	1	1	3	8	2.89	21	28.0	18	9
New York	0	1	1	27.00	2	0.2	2	2	1	2	8	3.58	22	27.2	22	11
Philadelphia	0	1	1	7.36	5	3.2	5	3	0	1	1	7.36	5	3.2	5	3
Pittsburgh	0	0	0	0.00	5	4.2	4	0	1	1	4	5.16	18	22.2	21	13
St. Louis	-	-	-	-	-	-	-	-	1	2	5	0.96	14	18.2	13	2
San Diego	0	1	2	16.20	4	3.1	5	6	0	2	8	8.05	18	19.0	19	17
San Fran.	0	0	2	3.00	5	6.0	6	2	2	1	7	3.14	25	28.2	22	10
Home	2	1	10	2.29	33	35.1	32	9	11	11	45	3.23	154	184.0	142	66
Road	1	6	10	7.34	35	38.0	51	31	4	14	50	4.53	148	165.0	163	83
Before ASG	1	5	12	3.80	42	47.1	47	20	8	14	47	3.44	147	172.2	147	66
After ASG	2	2	8	6.92	26	26.0	36	20	7	11	48	4.24	155	176.1	158	83
Starter	-	-	-	-	-	-	-	-	-	-	-	-	-	-	-	-
Reliever	3	7	20	4.91	68	73.1	83	40	15	25	95	3.84	302	349.0	305	149
April	0	0	1	1.46	11	12.1	8	2	2	3	17	2.70	39	46.2	37	14
May	1	2	3	3.31	14	16.1	19	6	5	4	16	2.47	48	58.1	46	16
June	0	3	6	7.07	12	14.0	15	11	1	7	11	5.25	45	49.2	44	29
July	0	0	7	2.25	12	12.0	11	3	1	2	18	3.20	57	70.1	63	25
August	1	2	1	9.72	9	8.1	15	9	3	7	14	5.89	58	65.2	71	43
Sept./Oct.	1	0	2	7.84	10	10.1	15	9	3	2	19	3.39	55	58.1	44	22

26**BILLY BREWER**
LEFT-HANDED PITCHER**(NON-ROSTER PLAYER)****Ht.:** 6-1; **Wt.:** 200**Bats:** Left; **Throws:** Left**Opening Day Age:** 31**Born:** 4-15-68 in Ft. Worth, TX**Resides:** Lorena, TX**Acquired:** Signed as a free agent,
12-15-99**Contract Status:** Signed thru 2000**M.L. Service:** 5 years, 44 days**1999**

◆ Billy spent the entire season in the Philadelphia Phillies organization, playing at both the big league level and with the Phillies Triple-A affiliate in Scranton.

◆ began the season at Scranton...made 5 starts during the season's first 2 months, then worked exclusively in relief.

◆ was 5-0 with 2 saves and a 2.98 ERA in 28 relief outings in the International League.

◆ promoted to the Phillies on August 7.

◆ earned a save on September 15 at Houston, his 1st big league save since July 5, 1994 with the Royals...earned his 2nd save in his next game, September 17 at New York Mets.

◆ fanned a career-high 5 batters in 2.0 innings of work at the Mets on September 19.

◆ only win came on September 29 vs. Chicago, his 1st win since August 7, 1997.

Career Notes

◆ Billy has pitched at the big league level each year since 1993...has logged stints with Kansas City (1993-95), the Yankees (1996), Oakland (1997) and Philadelphia (1997-99).

◆ owns a big league record of 11-11 with 5 saves (in 17 opportunities) and a 4.79 ERA in 203 career appearances, all in relief.

1998

◆ made just 2 appearances with Philadelphia before being placed on the Disabled List April 9 with a strained left elbow.

◆ had season-ending ulnar collateral ligament reconstructive surgery April 21 performed by Dr. Lewis Yocum in Los Angeles.

1997

◆ went to spring training with the Cincinnati Reds...was released by the Reds at the end of the spring and signed by the Oakland A's where he began the regular season.

◆ suffered an inflamed ulnar nerve in his left elbow after 3 games and was on the Disabled List from April 6-27...made 2 rehab appearances for Visalia and 1 more for Edmonton before being activated and optioned to the Triple-A level on April 28.

◆ designated for assignment on May 18 and elected free agency on May 22...signed by the Phillies to a Triple-A contract on May 25.

◆ contract was purchased by Philadelphia on June 23.

◆ earned the win on August 7 vs. Houston, his 1st since June 22, 1996 at Cleveland.

◆ placed on the Disabled List on August 19 for the remainder of the season with a strained left elbow.

BILLY BREWER

1996

- ◆ began the season with the Dodgers Triple-A club in Albuquerque...traded to the Yankees for pitcher Mike Judd on June 22.
- ◆ appeared in 4 games for the Yankees, fanning 8 in 5.2 innings or work, but also walked 8.
- ◆ optioned to Triple-A Columbus on June 29 where he finished the season...granted free agency on December 20 and signed by the Reds organization on December 21.

1995

- ◆ posted a 2-4 record and a 5.56 ERA in 48 contests in his final season with the Royals.
- ◆ had a 1.74 ERA over his first 12 appearances.
- ◆ traded to the Los Angeles Dodgers in exchange for infielder Jose Offerman on December 17.

1994

- ◆ was the Royals top lefty out of the bullpen, used primarily as a set-up man...logged 3 saves in 7 opportunities.
- ◆ his 50 appearances led the club and ranked 3rd in the AL.
- ◆ earned his 1st big league save April 17 at Cleveland.
- ◆ put together an 18.0 inning scoreless streak through 15 games in April and May.

1993

- ◆ made the Royals Opening Day roster...big league debut came on April 8 vs. Boston.
- ◆ did not allow an earned run in his first 11 outings (8.1 innings).
- ◆ earned his 1st Major League win on June 4 vs. Milwaukee.

Minor League Notes

- ◆ Billy was selected by the Montreal Expos in the 28th round of the 1990 June Free Agent Draft...signed by Roy McMillan.
- ◆ averaged 12 strikeouts per 9 innings pitched in his 1st pro season with Jamestown in 1990.
- ◆ fanned 43 batters in 41.0 innings for Rockford in 1991 despite spending from April 12-June 11 on the Disabled List.
- ◆ split the 1992 campaign between West Palm Beach (A) and Harrisburg (AA)...combined for 55 strikeouts in 59.2 innings.
- ◆ selected by Kansas City in the Rule 5 draft on December 7, 1992.

Miscellaneous Notes

- ◆ **William Robert Brewer** is married to Leslie...they have 1 daughter, Jessica (8-29-97).
- ◆ graduated from Spring Hill High School in Longview, TX where he played baseball, football, basketball and track.
- ◆ attended Dallas Baptist University, leading the club to the NAIA World Series 3 times...set the school strikeout record with 393 and ranked 2nd in wins with 32.

M.L. BATTING TOTALS

	AVG.	AB	H	HR	RBI
M.L. Totals	.000	1	0	0	0

CAREER FIELDING

POSITION	PCT.	G	PO	A	E	TC	DP
Pitcher	.897	203	6	20	3	29	1

BREWER'S BESTS

	Season	Game
W	4—1994	Low-Hit —
ERA	2.56—1994	SO 5—at NYM., 9-19-99
SV	3—1994	
IP	45.1—1995	
SO	31—1995	
Win Streak	3—1994	

BILLY BREWER

YEAR	CLUB	W-L	ERA	G	GSCG	SHO	SV	IP	H	R	ER	BB	SO	
1990	Jamestown	2-2	2.93	11	2	0	0	1	27.2	23	10	9	13	37
1991	Rockford	3-3	1.98	29	0	0	0	5	41.0	32	12	9	25	43
1992	West Palm Beach	2-2	1.73	28	0	0	0	8	36.1	27	10	7	14	37
	Harrisburg	2-0	5.01	20	0	0	0	0	23.1	25	15	13	18	18
1993	KANSAS CITY	2-2	3.46	46	0	0	0	0	39.0	31	16	15	20	28
1994	KANSAS CITY	4-1	2.56	50	0	0	0	3	38.2	28	11	11	16	25
1995	Springfield	0-0	0.00	1	0	0	0	1	2.0	2	1	0	1	2
	Omaha	0-0	0.00	6	0	0	0	0	7.0	1	0	0	7	5
	KANSAS CITY	2-4	5.56	48	0	0	0	0	45.1	54	28	28	20	31
1996	Albuquerque	2-2	3.13	31	0	0	0	2	31.2	8	13	11	22	33
	New York (AL)	1-0	9.53	4	0	0	0	0	5.2	7	6	6	8	8
	Columbus	0-2	7.20	13	4	0	0	0	25.0	27	21	20	19	27
1997	Oakland	0-0	13.50	3	0	0	0	0	2.0	4	3	3	2	1
	Visalia	0-0	0.00	2	0	0	0	0	3.0	1	1	0	4	5
	Edmonton	0-0	5.63	7	1	0	0	1	8.0	8	5	5	6	11
	Scranton	2-1	3.00	11	0	0	0	1	9.0	10	7	3	5	9
	Philadelphia	1-2	3.27	25	0	0	0	0	22.0	15	8	8	11	16
1998	Philadelphia	0-1	108.00	2	0	0	0	0	0.1	3	4	4	2	0
1999	Scranton	6-1	3.78	33	5	0	0	2	69.0	59	32	29	28	57
	Philadelphia	1-1	7.01	25	0	0	0	2	25.2	30	20	20	14	28
A.L. Totals		9-7	4.34	151	0	0	0	3	130.2	124	64	63	66	93
N.L. Totals		2-4	6.00	52	0	0	0	2	48.0	48	32	32	27	44
M.L. Totals		11-11	4.79	203	0	0	0	5	178.2	172	96	95	93	137

- 1990 Selected by the Montreal Expos in the 28th round of the June Free Agent Draft.
 1992 Selected by the Royals in the Rule 5 draft, December 7.
 1995 Obtained by L.A. Dodgers from the Royals in exchange for INF Jose Offerman, Dec. 17.
 1996 Obtained by the New York Yankees from Los Angeles in exchange for P Mike Judd, June 22.
 1996 Signed by Cincinnati Reds as a free agent, December 21.
 1997 Signed by Oakland Athletics as a free agent, March 18.
 1997 Signed by Philadelphia Phillies as a free agent, May 25.
 1999 Signed by the Royals as a free agent, December 15.

1999 AND CAREER BREAKDOWN

Season	1999							CAREER								
	W	L	S	ERA	G	IP	H	ER	W	L	S	ERA	G	IP	H	ER
Season	1	1	2	7.01	25	25.2	30	20	11	11	5	4.79	203	178.2	172	95
Anaheim	-	-	-	-	-	-	-	-	0	1	0	6.30	11	10.0	11	7
Baltimore	-	-	-	-	-	-	-	-	2	0	0	3.60	11	10.0	10	4
Boston	-	-	-	-	-	-	-	-	1	0	0	3.86	9	9.1	8	4
Chicago	-	-	-	-	-	-	-	-	0	1	0	1.42	14	12.2	7	2
Cleveland	-	-	-	-	-	-	-	-	1	0	1	3.31	15	16.1	15	6
Detroit	-	-	-	-	-	-	-	-	0	0	0	2.70	11	10.0	9	3
Kansas City	-	-	-	-	-	-	-	-	0	0	0	27.00	1	0.2	2	2
Minnesota	-	-	-	-	-	-	-	-	1	0	0	3.18	11	11.1	8	4
New York	-	-	-	-	-	-	-	-	1	2	1	7.72	14	9.1	14	8
Oakland	-	-	-	-	-	-	-	-	0	1	0	7.70	8	4.2	5	4
Seattle	-	-	-	-	-	-	-	-	1	0	0	9.34	13	8.2	14	9
Tampa Bay	-	-	-	-	-	-	-	-	-	-	-	-	-	-	-	-
Texas	-	-	-	-	-	-	-	-	0	1	0	9.00	7	5.0	7	5
Toronto	-	-	-	-	-	-	-	-	1	0	0	1.86	13	9.2	6	2
Arizona	0	0	0	0.00	2	2.0	2	0	0	0	0	0.00	2	2.0	2	0
Atlanta	-	-	-	-	-	-	-	-	0	3	0	60.75	4	1.1	6	9
Chicago	1	0	0	0.00	1	2.0	0	0	1	0	0	0.00	2	2.1	0	0
Cincinnati	0	0	0	27.00	3	0.2	3	2	0	0	0	27.00	3	0.2	3	2
Colorado	0	0	0	6.75	2	1.1	4	1	0	0	0	4.16	5	4.1	8	2
Florida	-	-	-	-	-	-	-	-	0	0	0	2.70	3	3.1	1	1
Houston	0	0	1	36.00	4	2.0	6	8	1	0	1	21.60	6	3.1	7	8
Los Angeles	0	0	0	0.00	2	2.2	1	0	0	0	0	0.00	3	3.0	2	0
Milwaukee	0	0	0	0.00	1	1.0	0	0	1	1	1	1.80	16	15.0	10	3
Montreal	0	0	0	4.50	1	2.0	3	1	0	0	0	3.36	2	2.2	3	1
New York	0	0	1	3.00	3	3.0	2	1	0	0	1	2.70	4	3.1	3	1
Philadelphia	-	-	-	-	-	-	-	-	-	-	-	-	-	-	-	-
Pittsburgh	-	-	-	-	-	-	-	-	0	0	0	6.77	2	1.1	2	1
St. Louis	0	0	0	6.75	3	6.2	7	5	0	0	0	4.82	5	9.1	7	5
San Diego	0	0	0	0.00	1	1.0	1	0	0	0	0	0.00	3	3.1	1	0
San Fran.	0	1	0	13.50	2	1.1	1	2	0	1	0	3.17	5	5.2	3	2
Home	1	0	0	7.63	12	15.1	15	13	7	4	2	4.42	102	93.2	81	46
Road	0	1	2	6.10	13	10.1	15	7	4	7	3	5.19	101	85.0	91	49
Before ASG	-	-	-	-	-	-	-	-	6	6	3	3.87	100	81.1	75	35
After ASG	1	1	2	7.01	25	25.2	30	20	5	5	2	5.55	103	97.1	97	60
Starter	-	-	-	-	-	-	-	-	-	-	-	-	-	-	-	-
Reliever	1	1	2	7.01	25	25.2	30	20	11	11	5	4.79	203	178.2	172	95
April	-	-	-	-	-	-	-	-	1	1	1	4.12	22	19.2	22	9
May	-	-	-	-	-	-	-	-	2	1	1	3.80	29	23.2	17	10
June	-	-	-	-	-	-	-	-	3	4	0	4.77	38	28.1	31	15
July	-	-	-	-	-	-	-	-	3	2	1	4.38	46	39.0	28	19
August	0	1	0	5.40	12	13.1	17	8	1	2	0	4.86	37	33.1	37	18
Sept./Oct.	1	0	2	8.76	13	12.1	13	12	1	1	2	6.23	31	34.2	37	24

27**DEE BROWN**
OUTFIELDER

Ht.: 6-0; **Wt.:** 215
Bats: Left; **Throws:** Right
Opening Day Age: 22
Born: 3-27-78 in Bronx, NY
Resides: Orlando, FL
Acquired: Selected in 1st round of
 1996 June Free Agent Draft
Contract Status: Signed thru 2000
M.L. Service: 49 days (Rookie)

**1999**

- ◆ Dee began the year at the Class A level, advanced to Double-A in mid-season and finished the year in the majors with Kansas City.
- ◆ combined on the 3 stops for a .318 average with 25 home runs and 102 RBI, earning Royals Minor League Player of the Year as selected by *Baseball America*.
- ◆ began the season at Class A Wilmington in the Carolina League...hit .308 with 13 homers, 46 RBI and 20 stolen bases in 61 games.
- ◆ hit for the cycle with 7 RBI on April 18 at Myrtle Beach...the next night he belted 2 homers at Kinston, a game-tying blast in the 9th and a game-winner in the 11th...earned Carolina League Player of the Week honors April 15-21 and April Player of the Month honors.
- ◆ voted the Best Power Prospect and the Most Exciting Player in the Carolina League in *Baseball America's* Tools of the Trade survey.
- ◆ elevated to Wichita on June 12 and registered a .353 average with 12 homers, 56 RBI and 10 stolen bases in 65 contests with the Wranglers in the Double-A Texas League.
- ◆ selected to play in the inaugural All-Star Futures Game in Boston's Fenway Park over the All-Star break.
- ◆ named the Texas League Player of the Week from July 26-Aug. 1.
- ◆ named the 2nd best prospect in both the Carolina League and the Texas League by *Baseball America*.
- ◆ earned on spot on *Baseball Weekly's* Minor League All-Star team.
- ◆ recalled by the Royals on Sept. 1...collected 1st major league hit on Sept. 5 vs. Toronto's Kelvin Escobar with a 4th-inning infield single.
- ◆ finished with 2 hits in 25 at-bats (.080)...appeared in 12 games (3 in left field, 2 as designated hitter and 7 as a pinch-hitter).
- ◆ hit .324 with 3 home runs and 28 RBI in 28 games for Phoenix in the Arizona Fall League following the season...also played briefly for San Juan in the Puerto Rican Winter League.

1998

- ◆ was a September call-up for the Royals after spending the campaign leading Wilmington to the Carolina League championship.
- ◆ hit .258 with 10 home runs and 58 RBI for the Blue Rocks...also scored 64 runs and stole 26 bases in 36 attempts.
- ◆ made his Major League debut as a pinch runner on September 14 vs. Oakland and scored his 1st run.
- ◆ made 5 late-inning appearances, garnering 3 at-bats without a hit.
- ◆ named the Royals 4th best prospect by *Baseball America* following the season.

Minor League Notes

- ◆ Dee was the Royals 1st pick in the 1996 June Free Agent Draft, the 14th player selected overall...signed by Ray Jackson.

DEE BROWN

◆ regarded as the Royals 9th best prospect by *Baseball America* following his 1st professional season in 1996.

◆ named the Royals co-Minor League Player of the Year with Jeremy Giambi in 1997...also named the MVP and Howe "Star of Stars" award winner in the Northwest League and earned a spot on the NWL's All-Star team after tying for the league lead in RBI, total bases (168), slugging (.564) and extra-base hits, 2nd in at-bats and hits, T2nd in homers, T3rd in games, T4th in doubles and 7th in batting.

Miscellaneous Notes

◆ **Dermal Bram Brown** is single...graduated from Marlboro Central High in Newburgh, NY in 1996...earned 1st team all-America honors by *Baseball America*...also played football and basketball, turning down a scholarship to play running back at Maryland.

◆ ranked 13th among *Baseball America's* Top 100 prospects entering the draft...*USA Today* named him to its list of Super 25 Baseball High School Prospects.

YEAR	CLUB	AVG.	G	AB	R	H	2B	3B	HR	RBI	BB	SO	SB
1996	Gulf Coast	.050	7	20	1	1	1	0	0	1	0	6	0
1997	Spokane	.326	73	298	67	97	20	6	13	+73	38	65	17
1998	Wilmington	.258	128	442	64	114	30	2	10	58	53	115	26
	KANSAS CITY	.000	5	3	2	0	0	0	0	0	0	1	0
1999	Wilmington	.308	61	221	49	68	10	2	13	46	44	56	20
	Wichita	.353	65	235	58	83	14	3	12	56	35	41	10
	KANSAS CITY	.080	12	25	1	2	0	0	0	0	2	7	0
M.L.	Totals	.071	17	28	3	2	0	0	0	0	2	8	0

+ - Tied for League Lead

1996 Selected by the Royals in 1st round (14th pick overall) in the June Free Agent Draft, signed by Ray Jackson.

CAREER FIELDING

POSITION	PCT.	G	PO	A	E	TC	DP
Outfield	.933	5	13	1	1	15	0

1999 AND CAREER BREAKDOWN

Season	1999					CAREER					HR by CITY
	AVG.	AB	H	HR	RBI	AVG.	AB	H	HR	RBI	
Anaheim	.000	5	0	0	0	.000	5	0	0	0	0
Baltimore	-	-	-	-	-	-	-	-	-	-	-
Boston	.000	4	0	0	0	.000	4	0	0	0	0
Chicago	-	-	-	-	-	.000	2	0	0	0	0
Cleveland	-	-	-	-	-	-	-	-	-	-	-
Detroit	.000	1	0	0	0	.000	2	0	0	0	0
Kansas City	-	-	-	-	-	-	-	-	-	-	-
Minnesota	-	-	-	-	-	-	-	-	-	-	-
New York	.000	4	0	0	0	.000	4	0	0	0	0
Oakland	.200	5	1	0	0	.200	5	1	0	0	0
Seattle	.000	1	0	0	0	.000	1	0	0	0	0
Tampa Bay	-	-	-	-	-	-	-	-	-	-	-
Texas	-	-	-	-	-	.000	0	0	0	0	0
Toronto	.200	5	1	0	0	.200	5	1	0	0	0
Home	.071	14	1	0	0	.063	16	1	0	0	
Road	.091	11	1	0	0	.083	12	1	0	0	
Before ASG	-	-	-	-	-	-	-	-	-	-	
After ASG	.080	25	2	0	0	.071	28	2	0	0	
vs. LHP	.000	0	0	0	0	.000	1	0	0	0	
vs. RHP	.080	25	2	0	0	.074	27	2	0	0	
RISP	.111	9	1	0	0	.100	10	1	0	0	
Bases Loaded	.000	2	0	0	0	.000	2	0	0	0	
Pinch Hitter	.000	5	0	0	0	.000	8	0	0	0	
Desig. Hitter	.143	7	1	0	0	.111	9	1	0	0	
Sept./Oct.	.080	25	2	0	0	.071	28	2	0	0	

BROWN'S BESTS

	Season		Game
AVG.	.080--1999	H	1--twice: vs. Tor., 9-5-
H	2--1999		99 and at Oak., 9-19-99
HR	0	HR	0
RBI	0	RBI	0
SB	0	SB	0
Hit Streak	1--1999		

70**MATT BURCH**
RIGHT-HANDED PITCHER**(NON-ROSTER PLAYER)****Ht.:** 6-4; **Wt.:** 195**Bats:** Right; **Throws:** Right**Opening Day Age:** 23**Born:** 12-21-76 in Elmira, NY**Resides:** Cooperstown, NY**Acquired:** Selected in 1st round (30th overall) of 1998 June Free Agent Draft**Contract Status:** Signed thru 2000**M.L. Service:** 0 days (Rookie)**1999**

◆ Matt split the season between the Royals Class A club, the Charleston (WVA) Alley Cats, and the rookie league club in the Gulf Coast League.

◆ combined on the 2 stops for a 3-13 record with 1 save and a 6.06 ERA in 26 games, including 19 starts.

◆ began the season with Charleston in the South Atlantic League...struggled to a 3-11 mark with 1 save and a 6.35 ERA in 21 games, making 15 starts.

◆ placed on the Disabled List from June 28-August 16 with a strained right quadriceps.

◆ was 0-2 with a 4.50 ERA in 5 games, including 4 starts in the Gulf Coast League.

◆ pitched in the Florida Instructional League following the season.

Minor League Notes

◆ Matt was selected by the Royals in the 1st round (the 30th overall pick) of the 1998 June Free Agent Draft...signed by Balos Davis.

◆ pitched for Spokane in the Northwest League in his 1st professional season of 1998...logged a 3-2 record and 4.79 ERA in 12 starts for the Indians.

Miscellaneous Notes

◆ **Matthew David Burch** is single...graduated from Thomas A. Edison High in Elmira Heights, NY in 1995.

◆ attended Virginia Commonwealth University in Richmond, VA...named 1st team Colonial Athletic Association in 1997 and 1998...named 1998 co-CAA Player of the Year...named 2nd team all-America by *Baseball America*, *Baseball Weekly* and the American Baseball Coaches Association as a junior...led the CAA in strikeouts (122), which was a league single-season high...was 2nd in ERA (2.59) and wins (12)...was 12-4 in 18 games and recorded 11 complete games, the most in VCU history...is the school's all-time leader in wins (26), starts (49), complete games (20), innings pitched (331) and strikeouts (288).

◆ regarded as having the Best Breaking Pitch among the collegiate pitchers eligible for the 1998 draft by *Baseball America*.

◆ participated in Little League and American Legion ball as a youth.

YEAR	CLUB	W-L	ERA	G	GSC	GSHO	SV	IP	H	R	ER	BB	SO
1998	Spokane	3-2	4.79	12	12	0	0	56.1	64	34	30	25	47
1999	Charleston	3-11	6.35	21	15	0	0	73.2	95	62	52	41	43
	Gulf Coast	0-2	4.50	5	4	0	0	14.0	17	10	7	10	9

1998 Selected by Royals in 1st round (30th overall) of the June Free Agent Draft...signed by Balos Davis.

58**TIM BYRDAK**
LEFT-HANDED PITCHER

Ht.: 5-11; **Wt.:** 180
Bats: Left; **Throws:** Left
Opening Day Age: 26
Born: 10-31-73 in Oak Lawn, IL
Resides: Oak Forest, IL
Acquired: Selected in 5th round of
 1994 June Free Agent Draft
Contract Status: Signed thru 2000
M.L. Service: 91 days

**1999**

- ◆ Tim was a frequent traveler on I-29, splitting the season between Kansas City and Omaha (AAA)...made 33 appearances for each club.
- ◆ was 3-1 with 4 saves and a 1.81 ERA in relief for the Omaha Golden Spikes...allowed just 39 hits in 49.2 innings.
- ◆ was 0-3 with 1 save and a 7.66 ERA in relief for Kansas City...allowed 21 earned runs on 32 hits in 24.2 innings...led the team with 10 holds.
- ◆ opened the season in Omaha...recalled by Kansas City for the 1st time on June 15...pitched that night at Baltimore and surrendered a game-tying solo home run to Albert Belle in 1.0 inning of work.
- ◆ made 4 appearances before being optioned to Omaha on June 23 but was recalled 2 days later when Jose Santiago went on the D.L.
- ◆ recorded his 1st big league save at Cleveland on July 4 when he induced David Justice to ground out to end the game.
- ◆ best outing of the year came at Wrigley Field in Chicago on July 19 when he tossed a season-high 2.2 innings of hitless relief.
- ◆ optioned to Omaha July 27...recalled for the 3rd time August 25.
- ◆ allowed 18 of 29 inherited runners to score...11 of 33 1st-batters faced reached base safely via a hit or walk...was 1-for-4 in save situations.
- ◆ opposing batters posted a .308 average...lefties notched just a .212 mark (11-for-52) but right-handers hit at a .404 clip (21-for-52).

Career Notes

- ◆ Tim has allowed opponents to hit at a .327 clip, with left-handers batting .236 (13-for-55) and right-handers batting .414 (24-for-58).

1998

- ◆ earned his 1st trip to the majors after stops in Wichita and Omaha.
- ◆ recalled by the Royals on August 7...made his Major League debut that afternoon in Yankee Stadium in the front half of a day-night doubleheader...allowed 1 hit and no runs in two-thirds of an inning.
- ◆ his big league debut was not only memorable but notable, in that he also pitched 1.0 inning in the nightcap of that August 7 twinbill.
- ◆ optioned back to the Triple-A level on August 15.

Minor League Notes

- ◆ Tim was selected in the 5th round of the 1994 June Free Agent Draft...signed by Terry Wetzel.
- ◆ logged the Northwest League's 10th best ERA in his 1st pro season in 1994...was the NWL's Pitcher of the Week for June 19-25.
- ◆ ranked 5th among minor league pitchers in average against (.198) and 8th in ERA in 1995 while at Wilmington...ranked 3rd in ERA and innings, tied for 3rd in wins and 5th in strikeouts in the Carolina League...named the league's Pitcher of the Week July 21-27.

TIM BYRDAK

◆ was 5-7 in 15 starts at Wichita (AA) in 1996 before being bothered by left elbow problems...underwent surgery following the season.

◆ spent 1997 with Wilmington (A)...logged a 4-3 record with 3 saves and a 3.51 ERA as he continued to come back from elbow surgery.

Miscellaneous Notes

◆ **Timothy Christopher Byrdak** is married to Heather.

◆ graduated from Oak Forest (IL) High in 1991...attended South Suburban CC (South Holland, IL) and Rice University.

YEAR CLUB	W-L	ERA	G	GSCG	SHO	SV	IP	H	R	ER	BB	SO	
1994 Eugene	4-5	3.07	15	15	0	0	0	73.1	60	33	25	20	77
1995 Wilmington	11-5	2.16	27	26	0	0	0	166.1	118	46	40	45	127
1996 Wichita	5-7	6.91	15	15	0	0	0	84.2	112	73	65	44	47
1997 Wilmington	4-3	3.51	22	2	0	0	3	41.0	34	17	16	12	47
1998 Wichita	3-5	4.15	34	0	0	0	2	52.0	58	29	24	28	37
Omaha	2-1	2.45	26	0	0	0	1	36.2	31	13	10	20	32
KANSAS CITY	0-0	5.40	3	0	0	0	0	1.2	5	1	1	0	1
1999 Omaha	3-1	1.81	33	0	0	0	4	49.2	39	19	10	28	51
KANSAS CITY	0-3	7.66	33	0	0	0	1	24.2	32	24	21	20	17
M.L. Totals	0-3	7.52	36	0	0	0	1	26.1	37	25	22	20	18

1994 Selected by Royals in the 5th round of the June Free Agent Draft...signed by Terry Wetzel.

M.L. BATTING TOTALS

	AVG.	AB	H	HR	RBI
M.L. Totals	.500	2	1	0	0

CAREER FIELDING

POSITION	PCT.	G	PO	A	E	TC	DP
Pitcher	1.000	36	2	6	0	8	1

1999 AND CAREER BREAKDOWN

Season	1999								CAREER							
	W	L	S	ERA	G	IP	H	ER	W	L	S	ERA	G	IP	H	ER
Season	0	3	1	7.66	33	24.2	32	21	0	3	1	7.52	36	26.1	37	22
Anaheim	0	1	0	13.50	2	1.1	2	2	0	1	0	13.50	2	1.1	2	2
Baltimore	0	0	0	5.40	2	1.2	1	1	0	0	0	5.40	2	1.2	1	1
Boston	0	0	0	10.80	3	1.2	4	2	0	0	0	10.80	3	1.2	4	2
Chicago	0	1	0	6.75	2	1.1	0	1	0	1	0	6.75	2	1.1	0	1
Cleveland	0	1	1	9.82	5	3.2	3	4	0	1	1	9.82	5	3.2	3	4
Detroit	0	0	0	0.00	3	0.2	3	0	0	0	0	0.00	3	0.2	3	0
Kansas City	-	-	-	-	-	-	-	-	-	-	-	-	-	-	-	-
Minnesota	0	0	0	0.00	1	1.0	0	0	0	0	0	0.00	1	1.0	0	0
New York	0	0	0	9.00	2	1.0	2	1	0	0	0	6.75	4	2.2	5	2
Oakland	0	0	0	12.00	2	3.0	6	4	0	0	0	12.00	2	3.0	6	4
Seattle	0	0	0	0.00	2	1.0	1	0	0	0	0	0.00	2	1.0	1	0
Tampa Bay	-	-	-	-	-	-	-	-	0	0	0	0.00	1	0.0	2	0
Texas	0	0	0	0.00	2	1.1	2	0	0	0	0	0.00	2	1.1	2	0
Toronto	0	0	0	15.43	4	2.1	6	4	0	0	0	15.43	4	2.1	6	4
Chicago	0	0	0	0.00	1	2.2	0	0	0	0	0	0.00	1	2.2	0	0
Cincinnati	-	-	-	-	-	-	-	-	-	-	-	-	-	-	-	-
Houston	0	0	0	-	1	0.0	1	2	0	0	0	-	1	0.0	1	2
Milwaukee	0	0	0	0.00	1	2.0	1	0	0	0	0	0.00	1	2.0	1	0
Pittsburgh	-	-	-	-	-	-	-	-	-	-	-	-	-	-	-	-
St. Louis	-	-	-	-	-	-	-	-	-	-	-	-	-	-	-	-
Home	0	2	0	13.50	14	9.1	16	14	0	2	0	13.50	15	9.1	16	14
Road	0	1	1	4.11	19	15.1	16	7	0	1	1	4.24	21	17.0	19	8
Before ASG	0	2	1	11.25	12	8.0	9	10	0	2	1	11.25	12	8.0	9	10
After ASG	0	1	0	5.94	21	16.2	23	11	0	1	0	5.89	24	18.1	28	12
Starter	-	-	-	-	-	-	-	-	-	-	-	-	-	-	-	-
Reliever	0	3	1	7.66	33	24.2	32	21	0	3	1	7.52	36	26.1	37	22
April	-	-	-	-	-	-	-	-	-	-	-	-	-	-	-	-
May	-	-	-	-	-	-	-	-	-	-	-	-	-	-	-	-
June	0	1	0	12.46	6	4.1	6	6	0	1	0	12.46	6	4.1	6	6
July	0	1	1	6.97	10	10.1	10	8	0	1	1	6.97	10	10.1	10	8
August	0	0	0	6.00	4	3.0	4	2	0	0	0	5.79	7	4.2	9	3
Sept./Oct.	0	1	0	6.43	13	7.0	12	5	0	1	0	6.43	13	7.0	12	5

BYRDAK'S BESTS

Season	Game
W	0
ERA	5.40—1998
SV	1—1999
IP	24.2—1999
SO	17—1999
Win Streak	0
Low-Hit	—
SO	3—vs. Ana., 9-14-99
	Game 1

53

LANCE CARTER

RIGHT-HANDED PITCHER

Ht.: 6-1; **Wt.:** 190
Bats: Right; **Throws:** Right
Opening Day Age: 25
Born: 12-18-74 in Bradenton, FL
Resides: Bradenton, FL
Acquired: Selected in 21st round of 1994 June Free Agent Draft
Contract Status: Signed thru 2000
M.L. Service: 20 days (Rookie)



1999

- ◆ Lance posted an impressive 0.78 ERA in 44 games with a 5-2 record and a team-leading 13 saves for Wichita, helping the Wranglers to the Double-A Texas League championship.
- ◆ selected to represent Wichita in the Double-A All-Star game.
- ◆ ranked 5th in the Texas League with 45 Roloids relief points, tied for 4th with 33 games finished and tied for 5th with 13 saves.
- ◆ contract was purchased by Kansas City on September 14...suffered the loss in his 1st big league appearance when he gave up a game-winning home run to Anaheim's Darin Erstad in the 9th inning of a 1-0 setback on September 15.
- ◆ concluded his 1st big league stint with a 5.06 ERA in 6 outings...did not allow a run in 4 of his 6 relief appearances.
- ◆ pitched for San Juan in the Puerto Rican Winter League following the season, going 0-4 with 4 saves and a 3.00 ERA in 21 games.

Minor League Notes

- ◆ Lance was selected by the Royals in the 21st round of the 1994 June Free Agent Draft...signed by Herb Raybourn.
- ◆ pitched for both Eugene and the Gulf Coast Royals in his 1st professional season in 1994...was the winner in game 2 of the Gulf Coast League playoffs vs. the Astros.
- ◆ won a career-high 9 games for Springfield in 1995, as he was used primarily as a starter.
- ◆ underwent right elbow surgery following the 1996 season and missed the entire 1997 campaign.
- ◆ selected to play in the 1998 Midwest League All-Star Game in 1998 after going 3-1 with an 0.67 ERA in 15 games for Lansing...promoted to Wilmington for the 2nd half of the season.
- ◆ named to the Maryland Fall League All-Star team in 1998.

Miscellaneous Notes

- ◆ **Lance David Carter** is married...wife's name is Amanda... graduated from Manatee High in Bradenton, FL in 1993.

YEAR	CLUB	W-L	ERA	G	GSC	SHO	SV	IP	H	R	ER	BB	SO
1994	Eugene	1-0	5.47	8	7	0	0	26.1	28	17	16	15	23
	Gulf Coast	3-0	0.29	5	5	0	0	31.0	19	1	1	3	36
1995	Springfield	9-5	3.99	27	24	1	1	137.2	151	77	61	22	118
1996	Wilmington	3-6	6.34	16	12	0	0	65.1	81	50	46	17	49
1997		Injured - Did Not Play											
1998	Lansing	3-1	0.67	15	2	0	2	40.1	34	6	3	9	37
	Wilmington	1-4	3.29	28	1	0	5	52.0	50	21	19	14	61
1999	Wichita	5-2	0.78	44	0	0	13	69.2	49	10	6	27	77
	KANSAS CITY	0-1	5.06	6	0	0	0	5.1	3	3	3	3	3
M.L.	Totals	0-1	5.06	6	0	0	0	5.1	3	3	3	3	3

1994 Selected by Royals in 21st round of the June Free Agent Draft...signed by Herb Raybourn.

LANCE CARTER

M.L. BATTING TOTALS

	AVG.	AB	H	HR	RBI
M.L. Totals	.000	0	0	0	0

CAREER FIELDING

POSITION	PCT.	G	PO	A	E	TC	DP
Pitcher	.000	6	0	1	0	1	0

1999 AND CAREER BREAKDOWN

	1999								CAREER							
	W	L	S	ERA	G	IP	H	ER	W	L	S	ERA	G	IP	H	ER
Season	0	1	0	5.06	6	5.1	3	3	0	1	0	5.06	6	5.1	3	3
Anaheim	0	1	0	9.00	1	1.0	1	1	0	1	0	9.00	1	1.0	1	1
Detroit	0	0	0	0.00	2	1.1	0	0	0	0	0	0.00	2	1.1	0	0
Oakland	0	0	0	9.00	2	2.0	2	2	0	0	0	9.00	2	2.0	2	2
Seattle	0	0	0	0.00	1	1.0	0	0	0	0	0	0.00	1	1.0	0	0
Home	0	1	0	5.40	2	1.2	1	1	0	1	0	5.40	2	1.2	1	1
Road	0	0	0	4.91	4	3.2	2	2	0	0	0	4.91	4	3.2	2	2
Before ASG	-	-	-	-	-	-	-	-	-	-	-	-	-	-	-	-
After ASG	0	1	0	5.06	6	5.1	3	3	0	1	0	5.06	6	5.1	3	3
Starter	-	-	-	-	-	-	-	-	-	-	-	-	-	-	-	-
Reliever	0	1	0	5.06	6	5.1	3	3	0	1	0	5.06	6	5.1	3	3
Sept./Oct.	0	1	0	5.06	6	5.1	3	3	0	1	0	5.06	6	5.1	3	3

CARTER'S BESTS

	Season	Game
W	0	Low Hit
ERA	5.06—1999	SO
SV	0	2—at Oak., 9-19-99
IP	5.1—1999	
SO	3—1999	
Win Streak	0	

Royals All-Star Game Selections

- 1969 Ellie Rodriguez (C-DNP).
- 1970 Amos Otis (OF).
- 1971 Cookie Rojas (2B), Amos Otis (OF).
- 1972 Bob Lemon (Coach), Amos Otis (OF-injured, DNP), Lou Piniella (OF), Cookie Rojas (2B), Richie Scheinblum (OF).
- 1973 John Mayberry (1B), Amos Otis (OF)*, Cookie Rojas (2B).
- 1974 Steve Busby (P-DNP), John Mayberry (1B), Jack McKeon (Coach), Cookie Rojas (2B-DNP).
- 1975 Steve Busby (P), Hal McRae (OF).
- 1976 George Brett (3B)*, Jim Dudley (Trainer), Hal McRae (OF), Amos Otis (OF), Fred Patek (SS).
- 1977 George Brett (3B)*.
- 1978 George Brett (3B)*, Whitey Herzog (Coach), Fred Patek (SS), Darrell Porter (C-DNP), Frank White (2B).
- 1979 George Brett (3B)*, Frank White (2B)*.
- 1980 George Brett (3B*-injured, DNP), Larry Gura (P-DNP), Darrell Porter (C).
- 1981 **George Brett (3B)***, Jim Frey (Manager), Frank White (2B).
- 1982 George Brett (3B)*, Mickey Cobb (Trainer), Dick Howser (Coach), Hal McRae (OF), Dan Quisenberry (P), Frank White (2B), Willie Wilson (OF).
- 1983 George Brett (3B)*, Dan Quisenberry (P), Willie Wilson (OF).
- 1984 George Brett (3B)*, Dan Quisenberry (P-did not play).
- 1985 George Brett (3B)*, Dick Howser (Coach).
- 1986 George Brett (3B*-injured, DNP), Dick Howser (Manager), Frank White (2B).
- 1987 George Brett (3B-injured, DNP), Bret Saberhagen (P)*, Kevin Seitzer (3B).
- 1988 George Brett (1B), Mark Gubicza (P), Kurt Stillwell (SS).
- 1989 **Bo Jackson (OF)***, Mark Gubicza (P).
- 1990 Bret Saberhagen (P), Mickey Cobb (Trainer).
- 1991 Danny Tartabull (DH)*.
- 1992 Jeff Montgomery (P), Hal McRae (Coach).
- 1993 Jeff Montgomery (P).
- 1994 David Cone (P).
- 1995 Kevin Appier (P).
- 1996 Jeff Montgomery (P-DNP), Bob Boone (Coach), Nick Swartz (Trainer).
- 1997 Jose Rosado (P).
- 1998 Dean Palmer (3B).
- 1999 Jose Rosado (P).

*-Denotes start

Bold-Denotes A.L.'s Highest Vote-Getter

55**ARCHIE CORBIN**
RIGHT-HANDED PITCHER**(NON-ROSTER PLAYER)****Ht.:** 6-4; **Wt.:** 230**Bats:** Right; **Throws:** Right**Opening Day Age:** 32**Born:** 12-30-67 in Beaumont, TX**Resides:** Beaumont, TX**Acquired:** Signed as a minor league free agent, 12-15-99**Contract Status:** Signed thru 2000**M.L. Service:** 1 year, 44 days**1999**

◆ Archie split the season between the Florida Marlins and their Triple-A affiliate in Calgary...made 29 appearances overall, all in relief, logging just 34.1 innings of work, as he was hampered by a pair of stays on the Disabled List.

◆ began the season at Calgary in the Pacific Coast League...worked just 2.0 innings when his contract was purchased by the Marlins on April 14.

◆ made his 1st appearance with Florida and his 1st in the majors since 1996 on April 16 at Philadelphia.

◆ tied a Major League record by recording 4 strikeouts in the 7th inning on April 28 vs. Chicago.

◆ recorded 30 strikeouts in 21.0 innings, including 16 in his first 6 games covering 9.1 innings.

◆ tagged with the 1st loss of his big league career on May 3 vs. Milwaukee in a 13-inning decision.

◆ placed on the D.L. May 17 with a sore right elbow...activated on June 1.

◆ went on the Disabled List for the 2nd time from June 2-22 with a pulled left intercostal muscle.

◆ contract was designated for assignment on July 31...cleared waivers and was assigned outright to Calgary on August 4...completed the season with the Cannons.

Career Notes

◆ Archie has appeared in 37 big league contests, 2 with the Royals in 1991, 18 with the Baltimore Orioles in 1996 and 17 with the Florida Marlins in 1999.

◆ has also spent time in the Mets, Expos, Brewers, Pirates, A's and Padres organizations.

1996

◆ contract was purchased from Triple-A Rochester by the Baltimore Orioles on May 21...made 3 appearances and posted a 2.35 ERA before being optioned back to Triple-A.

◆ recalled for a 2nd time on August 6 and remained with the big league club for the remainder of the season.

◆ earned his 1st big league win on August 13 vs. Milwaukee by retiring the only batter he faced...tossed 2.1 hitless innings of relief at Detroit on September 15 to gain his 2nd career win.

1991

◆ made his Major League debut with the Royals on September 10 vs. Minnesota...allowed 1 run on 2 hits in 1.0 inning of work.

◆ only other outing came vs Seattle on September 15 (1.1 IP, 1 H).

ARCHIE CORBIN

Minor League Notes

- ◆ Archie was selected by the New York Mets in the 16th round of the 1986 June Free Agent Draft...signed by Jack Zduriencik.
- ◆ finished 2nd in the Appalachian League in 1988 with 4 complete games and 3rd with a 1.56 ERA.
- ◆ made 23 starts in 1989 for Class A Columbia and completed 4 games...tossed back-to-back complete game shutouts June 28 vs. Charleston and July 5 vs. Sumter, the 2nd being a 1-hitter.
- ◆ acquired by the Royals from the Mets in exchange for infielder Pat Tabler on August 30, 1990.
- ◆ traded twice in 1992...sent by the Royals to Montreal with infielder Sean Berry in exchange for pitchers Bill Sampen and Chris Haney on August 29, then was sent to Milwaukee in exchange for a player to be named later (cash) on November 20.
- ◆ led all Eastern League relievers in 1993 by limiting opponents to a .177 batting average.
- ◆ limited opponents to a .191 batting average in 1997 while notching a career-high 5 saves for the International League champion Rochester Red Wings in 1997.

Miscellaneous Notes

- ◆ Archie Ray Corbin and his wife, Kimberly, have 2 children: Archie Ray, Jr. (11-29-87) and Devon Octave (9-16-96).
- ◆ graduated from Charlton Pollard High School in Beaumont, TX where he received MVP, all-district and all-state honors in basketball and all-district honors in baseball.

YEAR CLUB	W-L	ERA	G	GS	CG	SHO	SV	IP	H	R	ER	BB	SO
1986 Kingsport	1-1	4.75	18	1	0	0	0	30.1	31	23	16	28	30
1987 Kingsport	2-3	6.31	6	6	0	0	0	25.2	24	21	18	26	17
1988 Kingsport	7-2	1.56	11	10	4	1	0	69.1	47	23	12	17	47
1989 Columbia	9-9	4.51	27	23	4	2	1	153.2	149	86	77	72	130
1990 St. Lucie	7-8	2.97	20	18	3	0	0	118.0	97	47	39	59	105
1991 Memphis	8-8	4.66	28	25	1	0	0	156.1	139	90	81	90	166
KANSAS CITY	0-0	3.86	2	0	0	0	0	2.1	3	1	1	2	1
1992 Memphis	7-8	4.73	27	20	2	0	0	112.1	115	64	59	73	100
Harrisburg	0-0	0.00	1	1	0	0	0	3.0	2	0	0	1	3
1993 Harrisburg	5-3	3.68	42	2	0	0	4	73.1	43	31	30	59	91
1994 Buffalo	0-0	4.76	14	1	0	0	0	22.2	14	13	12	18	23
1995 Calgary	1-5	8.56	47	1	0	0	1	81.0	76	63	58	55	54
1996 Reynosa	0-0	9.31	9	0	0	0	2	9.2	10	10	10	7	13
Rochester	0-2	4.74	20	5	0	0	1	43.2	44	25	23	25	47
Baltimore	2-0	2.30	18	0	0	0	0	27.1	22	7	7	22	20
1997 Rochester	4-3	4.00	43	1	0	0	5	69.2	47	32	31	62	66
1998 Las Vegas	0-0	27.00	6	0	0	0	0	4.1	7	16	13	13	3
Charlotte	2-2	2.59	34	0	0	0	3	48.2	25	15	14	46	55
1999 Calgary	0-0	6.75	12	0	0	0	0	13.1	13	11	10	10	16
Florida	0-1	7.29	17	0	0	0	0	21.0	25	20	17	15	30
A.L. Totals	2-0	2.43	20	0	0	0	0	29.2	25	8	8	24	21
N.L. Totals	0-1	7.29	17	0	0	0	0	21.0	25	20	17	15	30
M.L. Totals	2-1	4.44	37	0	0	0	0	50.2	50	28	25	39	51

- 1986 Selected by the New York Mets in the 16th round of the June Free Agent Draft...signed by Jack Zduriencik.
- 1990 Obtained by the Royals from the Mets in exchange for INF Pat Tabler, August 30.
- 1992 Obtained by the Montreal Expos with INF Sean Berry from Kansas City in exchange for RHP Bill Sampen and LHP Chris Haney, August 29.
- 1992 Obtained by the Milwaukee Brewers from Montreal in exchange for a player to be named later (cash), November 20.
- 1993 Signed by the Pittsburgh Pirates as a free agent, November 22.
- 1995 Signed by the Oakland Athletics as a free agent, November 29.
- 1996 Signed by independent Reynosa (Mexican League), April.
- 1996 Contract purchased by the Baltimore Orioles, May 7.
- 1997 Signed by the San Diego Padres as a free agent, December 23.
- 1998 Signed by the Florida Marlins as a free agent, May 11.
- 1999 Signed by the Royals as a minor league free agent, December 15.

M.L. BATTING TOTALS

	AVG.	AB	H	HR	RBI
M.L. Totals	.000	1	0	0	0

ARCHIE CORBIN

CAREER FIELDING

POSITION	PCT.	G	PO	A	E	TC	DP
Pitcher	1.000	37	0	2	0	2	0

1999 AND CAREER BREAKDOWN

Season	1999								CAREER							
	W	L	S	ERA	G	IP	H	ER	W	L	S	ERA	G	IP	H	ER
Anaheim	-	-	-	-	-	-	-	-	0	0	0	2.45	4	11.0	11	3
Baltimore	-	-	-	-	-	-	-	-	-	-	-	-	-	-	-	-
Boston	0	0	0	0.00	1	1.0	1	0	0	0	0	0.00	2	1.0	1	0
Chicago	-	-	-	-	-	-	-	-	0	0	0	2.45	2	3.2	2	1
Cleveland	-	-	-	-	-	-	-	-	-	-	-	-	-	-	-	-
Detroit	-	-	-	-	-	-	-	-	1	0	0	0.00	1	2.1	0	0
Kansas City	-	-	-	-	-	-	-	-	-	-	-	-	-	-	-	-
Minnesota	-	-	-	-	-	-	-	-	0	0	0	9.00	1	1.0	2	1
New York	-	-	-	-	-	-	-	-	0	0	0	3.00	1	3.0	3	1
Oakland	-	-	-	-	-	-	-	-	0	0	0	0.00	3	3.1	3	0
Seattle	-	-	-	-	-	-	-	-	0	0	0	2.45	4	3.2	3	1
Tampa Bay	0	0	0	0.00	1	1.0	0	0	0	0	0	0.00	1	1.0	0	0
Texas	-	-	-	-	-	-	-	-	-	-	-	-	-	-	-	-
Toronto	-	-	-	-	-	-	-	-	0	0	0	27.00	1	0.1	1	1
Arizona	-	-	-	-	-	-	-	-	-	-	-	-	-	-	-	-
Atlanta	0	0	0	0.00	1	1.2	1	0	0	0	0	0.00	1	1.2	1	0
Chicago	0	0	0	4.50	1	2.0	3	1	0	0	0	4.50	1	2.0	3	1
Cincinnati	-	-	-	-	-	-	-	-	-	-	-	-	-	-	-	-
Colorado	-	-	-	-	-	-	-	-	-	-	-	-	-	-	-	-
Florida	-	-	-	-	-	-	-	-	-	-	-	-	-	-	-	-
Houston	0	0	0	0.00	1	1.0	0	0	0	0	0	0.00	1	1.0	0	0
Los Angeles	0	0	0	0.00	1	0.1	0	0	0	0	0	0.00	1	0.1	0	0
Milwaukee	0	1	0	15.43	2	2.1	4	4	1	1	0	9.82	4	3.2	4	4
Montreal	-	-	-	-	-	-	-	-	-	-	-	-	-	-	-	-
New York	0	0	0	9.00	2	2.0	2	2	0	0	0	9.00	2	2.0	2	2
Philadelphia	0	0	0	10.38	5	8.2	13	10	0	0	0	10.38	5	8.2	13	10
Pittsburgh	-	-	-	-	-	-	-	-	-	-	-	-	-	-	-	-
St. Louis	0	0	0	0.00	1	0.0	0	0	0	0	0	0.00	1	0.0	0	0
San Diego	0	0	0	0.00	1	1.0	1	0	0	0	0	0.00	1	1.0	1	0
San Fran.	-	-	-	-	-	-	-	-	-	-	-	-	-	-	-	-
Home	0	1	0	5.00	8	9.0	8	5	1	1	0	3.18	17	22.2	19	8
Road	0	0	0	9.00	9	12.0	17	12	1	0	0	5.46	20	28.0	31	17
Before ASG	0	1	0	8.55	12	13.2	17	13	0	1	0	6.33	15	21.1	21	15
After ASG	0	0	0	4.91	5	7.1	8	4	2	0	0	3.07	22	29.1	29	10
Starter	-	-	-	-	-	-	-	-	-	-	-	-	-	-	-	-
Reliever	0	1	0	7.29	17	21.0	25	17	2	1	0	4.44	37	50.2	50	25
April	0	0	0	7.88	5	8.0	10	7	0	0	0	7.88	5	8.0	10	7
May	0	1	0	9.82	4	3.2	5	4	0	1	0	4.77	7	11.1	9	6
June	0	0	0	0.00	2	1.0	1	0	0	0	0	0.00	2	1.0	1	0
July	0	0	0	6.48	6	8.1	9	6	0	0	0	6.48	6	8.1	9	6
August	-	-	-	-	-	-	-	-	1	0	0	1.23	9	7.1	6	1
Sept./Oct.	-	-	-	-	-	-	-	-	1	0	0	3.07	8	14.2	15	5

CORBIN'S BESTS

	Season	Game
W	2—1996	Low-Hit —
ERA	2.30—1996	SO 4—at NYY., 9-19-96
SV	0	
IP	27.1—1996	
SO	20—1996	
Win Streak	2—1996	

Royals Rookie Batting Records

Games	161	Kevin Seitzer	1987	Doubles	33	Kevin Seitzer	1987
Average	.323	Kevin Seitzer	1987	Triples	10	Tom Poquette	1976
Slugging Pct.	.599	Bob Hamelin	1994	Home Runs	24	Bob Hamelin	1994
Runs	112	Carlos Beltran	1999	Extra Base Hits	56	Kevin Seitzer	1987
Hits	207	Kevin Seitzer	1987		56	Carlos Beltran	1999
At-Bats	663	Carlos Beltran	1999	RBI	108	Carlos Beltran	1999
Total Bases	301	Kevin Seitzer	1987	Walks	80	Kevin Seitzer	1987
	301	Carlos Beltran	1999	Stolen Bases	46	Willie Wilson	1978
Singles	151	Kevin Seitzer	1987				

75**CARL DALE**
RIGHT-HANDED PITCHER**(NON-ROSTER PLAYER)****Ht.:** 6-2; **Wt.:** 200**Bats:** Right; **Throws:** Right**Opening Day Age:** 27**Born:** 12-7-72 in Indianapolis, IN**Resides:** Algood, TN**Acquired:** Signed as a free agent,
1-14-00**Contract Status:** Signed thru 2000**M.L. Service:** 29 days (Rookie)**1999**

◆ Carl went to spring training with the Oakland Athletics and opened the season with the A's Triple-A club in Vancouver.

◆ appeared in 29 relief games logging a 4-3 record with 4 saves and a 3.48 ERA for Vancouver.

◆ acquired by the Milwaukee Brewers as the player to be named later for outfielder Rich Becker on August 18 and assigned to Triple-A Louisville.

◆ was 0-1 with a 4.63 ERA in 7 relief outings for Louisville.

◆ recalled by Milwaukee on September 7...made his Major League debut that night vs. Arizona and received the loss.

◆ finished his 1st big league stint with an 0-1 record and a 20.25 ERA in 4 relief appearances.

Minor League Notes

◆ Carl was selected by the St. Louis Cardinals in the 2nd round of the 1994 June Free Agent Draft.

◆ began his pro career with the New York-Penn League champion New Jersey Cardinals in 1994...allowed just 2 home runs in 73.0 innings...tied for the league lead in games started while leading the staff with 75 strikeouts.

◆ spent the 1995 campaign at Peoria in the Midwest League...led the Chiefs in innings pitched and ranked 7th in the league with a 2.94 ERA.

◆ traded to the Oakland Athletics with pitchers Bret Wagner and Jay Witasick and outfielder Allen Battle in exchange for pitcher Todd Stottlemyre, January 9, 1996.

◆ spent the 1996 season at Class A Modesto in the California League...led the staff with 102 strikeouts and was 2nd with 128.1 innings pitched...was 5-1 with a 3.07 ERA over his final 11 starts.

◆ advanced to the Double-A level for the 1st time in 1997 at Huntsville in the Southern League...season was interrupted by 2 stints on the Disabled List...was on the D.L. from May 23-June 5 and again from August 15 through the rest of the season with soreness in his right elbow...Dr. James Andrews performed arthroscopic surgery to remove bone chips from his right elbow on August 26.

◆ pitched for 3 different teams in the Athletics system in 1998...combined for a 7-6 record and a 3.82 ERA in 17 games, all starts...was on the Disabled List from April 29-June 24 with right elbow soreness.

Miscellaneous Notes

◆ **James Carl Dale** is single...graduated from Cookeville (TN) High School in 1991.

◆ attended Winthrop University where he played baseball.

CARL DALE

YEAR	CLUB	W-L	ERA	G	GSC	CG	SHO	SV	IP	H	R	ER	BB	SO
1994	New Jersey	2-7	4.56	15	+15	0	0	0	73.0	79	44	37	38	75
1995	Peoria	9-9	2.94	24	24	2	1	0	143.2	124	86	47	62	104
1996	Modesto	8-2	4.28	26	24	0	0	0	128.1	124	79	61	72	102
1997	Huntsville	6-4	5.38	20	16	0	0	0	85.1	95	61	51	43	57
1998	Modesto	1-2	2.37	3	3	0	0	0	19.0	15	6	5	2	14
	Huntsville	1-1	4.61	3	3	0	0	0	13.2	13	7	7	8	10
	Edmonton	5-3	4.08	11	11	1	1	0	64.0	64	31	29	26	41
1999	Vancouver	4-3	3.48	29	0	0	0	4	44.0	41	19	17	18	27
	Louisville	0-1	4.63	7	0	0	0	1	11.2	8	6	6	5	8
	Milwaukee	0-1	20.25	4	0	0	0	0	4.0	8	9	9	6	4
M.L. Totals		0-1	20.25	4	0	0	0	0	4.0	8	9	9	6	4

- 1994 Selected by the St. Louis Cardinals in the 2nd round of June Free Agent Draft.
 1996 Obtained by the Oakland Athletics with pitchers Bret Wagner and Jay Witasick and outfielder Allen Battle from St. Louis in exchange for pitcher Todd Stottlemyre, January 9.
 1999 Obtained by the Milwaukee Brewers from Oakland as the player to be named in exchange for outfielder Rich Becker, August 18.
 2000 Signed by the Royals as a free agent, January 14.

M.L. BATTING TOTALS

	AVG.	AB	H	HR	RBI
M.L. Totals	.000	0	0	0	0

CAREER FIELDING

POSITION	PCT.	G	PO	A	E	TC	DP
Pitcher	-	4	0	0	0	0	0

1999 AND CAREER BREAKDOWN

Season	1999								CAREER							
	W	L	S	ERA	G	IP	H	ER	W	L	S	ERA	G	IP	H	ER
Season	0	1	0	20.25	4	4.0	8	9	0	1	0	20.25	4	4.0	8	9
Anaheim	-	-	-	-	-	-	-	-	-	-	-	-	-	-	-	-
Baltimore	-	-	-	-	-	-	-	-	-	-	-	-	-	-	-	-
Boston	-	-	-	-	-	-	-	-	-	-	-	-	-	-	-	-
Chicago	-	-	-	-	-	-	-	-	-	-	-	-	-	-	-	-
Cleveland	-	-	-	-	-	-	-	-	-	-	-	-	-	-	-	-
Detroit	-	-	-	-	-	-	-	-	-	-	-	-	-	-	-	-
Kansas City	-	-	-	-	-	-	-	-	-	-	-	-	-	-	-	-
Minnesota	-	-	-	-	-	-	-	-	-	-	-	-	-	-	-	-
New York	-	-	-	-	-	-	-	-	-	-	-	-	-	-	-	-
Oakland	-	-	-	-	-	-	-	-	-	-	-	-	-	-	-	-
Seattle	-	-	-	-	-	-	-	-	-	-	-	-	-	-	-	-
Tampa Bay	-	-	-	-	-	-	-	-	-	-	-	-	-	-	-	-
Texas	-	-	-	-	-	-	-	-	-	-	-	-	-	-	-	-
Toronto	-	-	-	-	-	-	-	-	-	-	-	-	-	-	-	-
Arizona	0	1	0	36.00	1	1.0	5	4	0	1	0	36.00	1	1.0	5	4
Atlanta	-	-	-	-	-	-	-	-	-	-	-	-	-	-	-	-
Chicago	-	-	-	-	-	-	-	-	-	-	-	-	-	-	-	-
Cincinnati	-	-	-	-	-	-	-	-	-	-	-	-	-	-	-	-
Colorado	0	0	0	67.50	1	0.2	3	5	0	0	0	67.50	1	0.2	3	5
Florida	-	-	-	-	-	-	-	-	-	-	-	-	-	-	-	-
Houston	0	0	0	0.00	1	1.0	0	0	0	0	0	0.00	1	1.0	0	0
Los Angeles	-	-	-	-	-	-	-	-	-	-	-	-	-	-	-	-
Milwaukee	-	-	-	-	-	-	-	-	-	-	-	-	-	-	-	-
Montreal	-	-	-	-	-	-	-	-	-	-	-	-	-	-	-	-
New York	-	-	-	-	-	-	-	-	-	-	-	-	-	-	-	-
Philadelphia	-	-	-	-	-	-	-	-	-	-	-	-	-	-	-	-
Pittsburgh	-	-	-	-	-	-	-	-	-	-	-	-	-	-	-	-
St. Louis	0	0	0	0.00	1	1.1	0	0	0	0	0	0.00	1	1.1	0	0
San Diego	-	-	-	-	-	-	-	-	-	-	-	-	-	-	-	-
San Fran.	-	-	-	-	-	-	-	-	-	-	-	-	-	-	-	-
Home	0	1	0	18.00	2	2.0	5	4	0	1	0	18.00	2	2.0	5	4
Road	0	0	0	22.50	2	2.0	3	5	0	0	0	22.50	2	2.0	3	5
Before ASG	-	-	-	-	-	-	-	-	-	-	-	-	-	-	-	-
After ASG	0	1	0	20.25	4	4.0	8	9	0	1	0	20.25	4	4.0	8	9
Starter	-	-	-	-	-	-	-	-	-	-	-	-	-	-	-	-
Reliever	0	1	0	20.25	4	4.0	8	9	0	1	0	20.25	4	4.0	8	9
Sept./Oct.	0	1	0	20.25	4	4.0	8	9	0	1	0	20.25	4	4.0	8	9

DALE'S BESTS

Season	Game
W 0	Low-Hit —
ERA 20.25—1999	SO 1—4 times, last: vs. Hou., 9-26-99
SV 0	
IP 4.0—1999	
SO 4—1999	
Win Streak 0	

56

JEFF D'AMICO

RIGHT-HANDED PITCHER

Ht.: 6-3; **Wt.:** 200
Bats: Right; **Throws:** Right
Opening Day Age: 25
Born: 11-9-74 in Inglewood, CA
Resides: Redmond, WA
Acquired: Obtained from the Oakland A's with Brad Rigby and Blake Stein in exchange for Kevin Appier, 7-31-99
Contract Status: Signed thru 2000
M.L. Service: 0 days (Rookie)



1999

- ◆ Jeff played for 3 minor league clubs in 2 organizations during the year.
- ◆ combined for a 4-7 mark with 8 saves and a 4.33 ERA in 58 games.
- ◆ began the season with Midland, the Oakland Athletics affiliate in the Double-A Texas League...was 1-2 with 3 saves and a 4.96 ERA.
- ◆ promoted to Triple-A Vancouver where he logged a 2-2 record and 3 saves with a 2.65 ERA in the Pacific Coast League.
- ◆ traded to the Royals in a 4-player deal that sent Kevin Appier to the A's on July 31.
- ◆ spent the final month of the season with the Royals Triple-A club in Omaha...posted a 1-3 record with a pair of saves and a 4.34 ERA in a dozen games for the Golden Spikes.
- ◆ pitched for San Juan (1-0, 3.18 ERA) in 12 winter league games.

Minor League Notes

- ◆ Jeff was selected by the Oakland Athletics in the 2nd round of the 1993 June Free Agent Draft...signed by Dave Roberts...signed as an infielder but was converted to pitcher during the 1996 season.
- ◆ began the 1994 season at West Michigan but went on the D.L. April 22 with a sprained left knee...eventually underwent surgery on the knee and missed the remainder of the season.
- ◆ had his 1st full season as a pitcher in 1997 and combined to go 8-5 with 2 saves and a 4.86 ERA at Modesto and Edmonton.
- ◆ spent most of the 1998 season at Double-A Huntsville...also pitched in the Arizona Fall League.

Miscellaneous Notes

- ◆ **Jeffrey Michael D'Amico** is single...graduated from Redmond (WA) High in 1993...named *USA Today* Washington Player of the Year.

YEAR	CLUB	W-L	ERA	G	GSC	SHO	SV	IP	H	R	ER	BB	SO
1996	Arizona A's	3-0	1.42	8	0	0	0	19.0	14	3	3	2	15
	Modesto	0-0	18.00	1	0	0	0	1.0	3	3	2	0	0
1997	Modesto	7-3	3.80	20	13	0	1	97.0	115	57	41	34	89
	Edmonton	1-2	8.22	10	7	0	1	30.2	42	29	28	6	19
1998	Huntsville	5-5	7.67	24	8	0	0	61.0	77	57	52	34	46
	Arizona A's	0-0	3.86	4	1	0	0	9.1	6	4	4	1	8
1999	Midland	1-2	4.96	32	0	0	3	45.1	53	31	25	16	38
	Vancouver	2-2	2.65	14	0	0	3	17.0	16	6	5	10	10
	Omaha	1-3	4.34	12	0	0	2	18.2	29	13	9	3	12

LIFETIME BATTING RECORD

YEAR	CLUB	AVG.	G	AB	R	H	2B	3B	HR	RBI	BB	SO	SB
1993	Southern Oregon	.263	33	114	12	30	9	0	3	15	9	25	2
1994	West Michigan	.278	9	36	5	10	3	0	0	3	4	7	2
1995	West Michigan	.226	125	434	56	98	24	1	7	55	56	94	8
1996	Modesto	.267	47	172	28	46	7	1	4	21	19	31	3

- 1993 Selected by Oakland A's in 2nd round of the June Free Agent Draft...signed by Dave Roberts.
- 1999 Obtained by Royals with pitchers Brad Rigby and Blake Stein from Oakland in exchange for pitcher Kevin Appier, July 31.

18**JOHNNY DAMON****OUTFIELDER****Ht.:** 6-2; **Wt.:** 190**Bats:** Left; **Throws:** Left**Opening Day Age:** 26**Born:** 11-5-73 in Fort Riley, KS**Resides:** Overland Park, KS**Acquired:** Selected as a sandwich pick

between 1st and 2nd rounds in 1992

June Free Agent Draft

Contract Status: Signed thru 2000**M.L. Service:** 4 years, 51 days**1999**

◆ Johnny turned in the best of his 4 full campaigns at the big league level, hitting a career-high .307 with 101 runs scored and 77 RBI.

◆ joined Willie Wilson (1979-80) as the only Royals to score 100 runs in back-to-back seasons...tallied 104 runs in 1998 and came back with 101 runs scored in 1999.

◆ ranked among American League leaders with career highs in doubles (T9th-39) and stolen bases (T6th-36)...was also the league's 5th toughest batter to fan, striking out once every 13.2 plate appearances.

◆ started the season slowly with just 1 hit in his first 16 at-bats...average was at .169 on April 24...proceeded to hit safely in a career-best 16 straight games from April 27-May 12...was 27-for-67, .403, during the hot stretch with 17 runs scored and 19 RBI, raising his season mark to .294...average reached the .300 mark for the first time on June 11.

◆ named the Royals Player of the Month in May after hitting at a .336 clip with 5 home runs and 19 runs scored.

◆ collected a career-high 4 hits on May 10 at Minnesota...homed and drove in 3 runs in that contest.

◆ tied a club record with 4 walks in a game on July 25 vs. Oakland.

◆ stroked an inside the park home run on August 25 vs. Baltimore off Doug Linton.

◆ led off the July 17 game at Milwaukee with a home run off Hideo Nomo...it was the 8th time in his career he's led off a game with a home run.

◆ successful in 24 consecutive stolen base attempts from July 2 to September 11...finished the season with 36 steals in 42 attempts, an 86 percent success rate.

◆ played in a club record 305 consecutive games until the streak ended in the 2nd game of the September 14 twinbill vs. Anaheim, due to a muscle strain in his lower right rib cage...it was the 1st game he missed since the final game of the 1997 campaign...appeared in just 1 game following the injury, entering the October 2 game vs. Detroit as a pinch runner.

◆ hit at a .329 clip with 1 home run and 20 RBI against left-handed pitching and .300 with 13 homers and 57 RBI against right-handed hurlers.

◆ batted at a team-leading .317 clip (46-for-145) with runners in scoring position.

◆ fielded at a .987 clip with 8 assists and only 4 errors in the outfield.

◆ wife, Angie, gave birth to the couples first children on April 22, twins named Madelyn and Jackson.

JOHNNY DAMON

Career Notes

- ◆ Johnny holds the Royals club record for consecutive games played at 305...played all 161 games in 1998 and the first 144 games of 1999 before suffering a muscle strain in his lower right rib cage...the previous record of 263 was set by Hal McRae (1976-78).
- ◆ has belted 2 grand slams (August 10, 1996 at California and May 14, 1998 at Tampa Bay); led off 8 games with a home run; owns 1 2-home run contest (June 23, 1998 at Cincinnati); and has hit 1 inside-the-park home run.
- ◆ tied a club record with 7 RBI in a contest on August 10, 1996.
- ◆ has stolen 110 bases in 143 attempts, a 77 percent success rate.
- ◆ longest hitting streak is 16 games, set in 1999.

1998

- ◆ hit at a .277 clip with career highs in home runs (18), triples (30) and runs scored (104).
- ◆ was the only player in the majors to reach double figures in doubles (30), triples (10), home runs (18) and stolen bases (26).
- ◆ played in all 161 games, becoming the 4th Royal to play in every game of a non-strike shortened season, joining Hal McRae and Al Cowens (162 games in 1977) and Paul Schaal (161 in 1971)...was 1 of 6 A.L. players to participate in each of his team's games.
- ◆ finished 2nd in the league with a career-high 10 triples, behind only teammate Jose Offerman (13)...was 2nd in the league with 642 at-bats, behind only Seattle's Alex Rodriguez's 686...was the 3rd toughest batter to double up, grounding into just 1 DP every 160.5 at-bats.
- ◆ belted his 2nd career grand slam at Tampa Bay on May 14 off Dennis Springer.
- ◆ earned Royals Player of the Month honors in May and September.
- ◆ notched his 1st career 2-home run game on June 23 at Cincinnati.
- ◆ recorded a team-leading 10 outfield assists.

1997

- ◆ was not in the Opening Day lineup but played in 146 of 161 games.
- ◆ tied for 3rd in the American League with 8 triples, behind Boston's Nomar Garciaparra (11) and Minnesota's Chuck Knoblauch (10).
- ◆ was the league's 2nd toughest batter to double up as he hit into just 3 double plays all season, or once every 157.3 at-bats.
- ◆ successful in 16 of 26 stolen base attempts (62 percent), including 14 of his last 18 attempts (78 percent).

1996

- ◆ finished his 1st full season in the big leagues with a .271 average, 6 home runs, 61 runs scored and 50 RBI.
- ◆ tied for 8th in the American League with 25 steals...did so in just 30 attempts, an 83 percent success rate, tying for 2nd in the league.
- ◆ ranked 10th in the league with 10 sacrifice bunts and was the AL's 3rd most difficult batter to double-up (1 every 129.3 at-bats).
- ◆ best game came at California on August 10...belted his 1st career grand slam off Jim Abbott in the 1st inning and went on to become the 7th Royal in history to record a 7-RBI game.
- ◆ batted at least once in every spot in the batting order.

1995

- ◆ the 21-year-old outfielder posted a .282 average with 19 extra base hits, 32 runs scored and 23 RBI in just 47 big league games.
- ◆ contract was purchased by Kansas City August 12...made his major league debut that night in centerfield vs. Seattle...batted leadoff and responded with 3 hits including a triple...1st hit came off Tim Belcher.
- ◆ belted his 1st major league home run on August 31, a solo shot off Milwaukee's Mike Fetters leading off the bottom of the 9th inning to tie the game at 6, a game the Royals went on to win, 7-6.

JOHNNY DAMON

Minor League Notes

- ◆ Johnny was selected by the Royals as a sandwich pick between the 1st and 2nd rounds of the 1992 June draft...signed by Allard Baird.
- ◆ finished 1st in the Gulf Coast League in batting average, runs, triples, total bases (109), slugging percentage (.568) and on-base percentage (.449) in his rookie season of 1992...named to the Gulf Coast League All-Star team...also named the top GCL prospect by the league's managers while leading the Royals to the league title.
- ◆ named the Prospect of the Year in Midwest League in 1993 by the league's managers...named to Midwest League All-Star team...ranked among the league leaders in at-bats (2nd), hits (2nd), runs (5th), triples (1st) and stolen bases (2nd).
- ◆ completed his 3rd season in 1994 by being named the top prospect in the Carolina League...named to the Carolina League post-season All-Star team and selected to play in the Carolina League mid-season All-Star game...named the Player of the Year with Larry Sutton at Wilmington by the Royals organization...also named by *Baseball America* as the Kansas City Royals organization Player of the Year and was selected to the post-season Class-A All-Star team...named to *Baseball America's* mid-season Dream Team...also cited by *Baseball America* as the Best Batting Prospect, Best Defensive Outfielder and Most Exciting Player in the Carolina League.
- ◆ finished 2nd in the Carolina League in triples and steals, 3rd in runs and hits and 4th in average and on-base percentage (.399) in 1994...named Topps/NAPBL May Player-of-the-Month in the CL when he hit .344 in 25 games with 26 runs, 19 RBI and 10 steals.
- ◆ began the 1995 season at the Double-A level with Wichita...named Topps/NABL's Minor League and Double-A Player of the Year...named Texas League Player of the Year after posting a .343 average in 111 games with 16 home runs, 83 runs, 54 RBI and 26 steals.
- ◆ named to the USA Today 1st annual All-Prospect team in 1995...named as an outfielder on *Baseball America's* Minor League All-Star team for all classes and on the Double-A All-Star squad...also named the Double-A Player of the Year by *Baseball America* as well as the Royals organizational Player of the Year...the baseball magazine also named him as the top prospect in the Texas League, the 3rd time in 4 years he was his league's top prospect.
- ◆ finished 2nd in the Texas League in batting, tied for 3rd in hits (145), tied for 4th in triples (9) and walks (67), was 1st in on-base percentage (.434), slugging percentage (.534) and intentional walks (13), tied for 3rd in runs and was 5th in total bases (226) in 1995.
- ◆ ranked 1st in on-base percentage, 3rd in batting average, 4th in slugging percentage, 7th in triples, tied for 9th in sacrifice hits (10), 12th in hits, tied for 12th in runs and 15th in total bases among all Double-A players in 1995.
- ◆ led all of professional baseball with 198 hits in 1995 (145 at Wichita and 53 at Kansas City).

Miscellaneous Notes

- ◆ **Johnny David Damon** and his wife, Angela, are the parents of twins, Madelyn and Jackson, born April 22, 1999.
- ◆ graduated from Dr. Phillips High School in Orlando, FL in 1992...named to USA Today's High School all-America team...named the Florida Gatorade Player of the Year as a senior.
- ◆ has served as honorary co-chairman of the Medical Center of Independence Benefit Golf Classic every year since 1996...also serves as a spokesperson for the Muscular Dystrophy Association...has been nominated for national honors such as the Roberto Clemente Man of the Year award, for outstanding service to his team and community; and the Branch Rickey Award, which is given to the major league baseball player who best personifies "service above self."

JOHNNY DAMON

YEAR CLUB	AVG.	G	AB	R	H	2B	3B	HR	RBI	BB	SO	SB
1992 Gulf Coast Baseball City	.349 .000	50 1	192 1	58 0	67 0	12 0	*9 0	4 0	24 0	31 0	21 0	23 0
1993 Rockford	.290	127	511	82	148	25	*13	5	50	51	83	59
1994 Wilmington	.316	119	472	96	149	25	13	6	75	62	55	44
1995 Wichita	.343	111	423	83	145	15	9	16	54	67	35	26
KANSAS CITY	.282	47	188	32	53	11	5	3	23	12	22	7
1996 KANSAS CITY	.271	145	517	61	140	22	5	6	50	31	64	25
1997 KANSAS CITY	.275	146	472	70	130	12	8	8	48	42	70	16
1998 KANSAS CITY	.277	161	642	104	178	30	10	18	66	58	84	26
1999 KANSAS CITY	.307	145	583	101	179	39	9	14	77	67	50	36
M.L. Totals	.283	644	2402	368	680	114	37	49	264	210	290	110

*-Led League

1992 Selected by the Royals as a sandwich pick between the 1st and 2nd rounds (35th pick overall) in the June Free Agent Draft, signed by Allard Baird.

CAREER FIELDING

POSITION	PCT.	G	PO	A	E	TC	DP
Outfield	.987	625	1455	28	19	1502	8

1999 AND CAREER BREAKDOWN

Season	1999					CAREER					HR by
	AVG.	AB	H	HR	RBI	AVG.	AB	H	HR	RBI	CITY
1999 Totals	.307	583	179	14	77	.283	2402	680	49	264	
Anaheim	.281	32	9	0	3	.270	152	41	1	17	1
Baltimore	.405	37	15	2	5	.311	151	47	4	19	1
Boston	.237	38	9	0	3	.288	163	47	2	15	0
Chicago	.212	52	11	1	5	.261	180	47	4	22	3
Cleveland	.263	38	10	1	6	.319	185	59	3	25	1
Detroit	.545	22	12	1	6	.243	144	35	5	13	3
Kansas City	-	-	-	-	-	-	-	-	-	-	23
Minnesota	.370	54	20	2	12	.311	183	57	5	33	3
New York	.400	35	14	1	5	.320	150	48	3	14	1
Oakland	.286	35	10	1	4	.267	161	43	2	13	0
Seattle	.256	39	10	1	5	.259	143	37	3	10	2
Tampa Bay	.205	44	9	1	7	.261	92	24	3	20	2
Texas	.390	41	16	0	5	.316	187	59	4	17	3
Toronto	.268	41	11	1	1	.250	208	52	3	14	1
Chicago	.167	12	2	1	1	.211	38	8	1	3	1
Cincinnati	.273	11	3	0	1	.273	33	9	3	7	3
Houston	.333	12	4	0	3	.286	35	10	0	5	0
Milwaukee	.308	13	4	1	1	.271	129	35	3	11	1
Pittsburgh	.286	14	4	0	1	.257	35	9	0	3	0
St. Louis	.462	13	6	0	3	.394	33	13	0	3	0
Home	.299	294	88	5	39	.278	1189	331	23	131	
Road	.315	289	91	9	38	.288	1213	349	26	133	
Before ASG	.298	352	105	8	48	.294	1223	359	25	130	
After ASG	.320	231	74	6	29	.272	1179	321	24	134	
vs. LHP	.329	140	46	1	20	.259	621	161	7	60	
vs. RHP	.300	443	133	13	57	.291	1781	519	42	204	
RISP	.317	145	46	2	59	.283	545	154	8	201	
Bases Loaded	.200	10	2	0	8	.417	48	20	2	53	
Pinch Hitter	-	-	-	-	-	.190	21	4	1	2	
Desig. Hitter	.267	15	4	1	4	.250	16	4	1	4	
May/April	.213	75	16	1	7	.261	326	85	4	28	
May	.336	122	41	5	22	.327	388	127	13	53	
June	.345	110	38	1	15	.293	406	119	6	36	
July	.296	108	32	5	15	.273	384	105	10	46	
August	.280	118	33	1	12	.263	514	135	8	58	
Sept./Oct.	.380	50	19	1	6	.284	384	109	8	43	

DAMON'S BESTS

	Season		Game
AVG.	.307--1999	H	4--4 times, last: at Min., 5-10-99
H	179--1999		
HR	18--1998	HR	2-- at Cin., 6-23-98
RBI	77--1999	RBI	7--at Cal., 8-10-96
SB	36--1999	SB	2--several times, last: vs N.Y., 9-7-99
Hit Streak	16--1999		

74

JEREMY DODSON

OUTFIELDER

(NON-ROSTER PLAYER)**Ht.:** 6-2; **Wt.:** 200**Bats:** Left; **Throws:** Right**Opening Day Age:** 22**Born:** 5-3-77 in Sherman, TX**Resides:** Durant, OK**Acquired:** Selected in 7th round of 1998 June Free Agent Draft**Contract Status:** Signed thru 2000**M.L. Service:** 0 days (Rookie)**1999**

◆ Jeremy played at the Double-A level in just his 2nd professional season...helped the Wichita Wranglers to the Texas League title.

◆ batted at a .257 clip with 21 home runs, 63 runs scored and 58 RBI in 133 contests for the Wranglers.

◆ voted the Best Outfield Arm in the Texas League in *Baseball America's* Tools of the Trade survey of the league's managers.

Minor League Notes

◆ Jeremy was selected by the Royals in the 7th round of the 1998 June Free Agent draft...signed by Gerald Turner and Bill Price.

◆ assigned to Spokane in the Northwest League in 1998 to begin his professional career.

◆ named to the Northwest League All-Star team in 1998 after batting at a .336 clip with 9 home runs, 56 runs scored and 59 RBI in just 69 games.

◆ tied for 1st in the league with a .545 slugging percentage, was 2nd in RBI, tied for 3rd in extra base hits (33) and 5th in batting average.

◆ named the Northwest League Player of the Week for July 6-12, 1998.

Miscellaneous Notes

◆ **Jeremy Edwin Dodson** is single...graduated from Sherman (TX) High School in 1995...attended Baylor University.

YEAR	CLUB	AVG.	G	AB	R	H	2B	3B	HR	RBI	BB	SO	SB
1998	Spokane	.336	69	268	56	90	19	5	9	59	25	59	8
1999	Wichita	.257	133	452	63	116	20	1	21	58	51	95	9

1998 Selected by the Royals in 7th round in the June Free Agent Draft, signed by Gerald Turner and Bill Price.

Royals Gold Glove Winners

Seven Royals have combined for 16 Rawlings Gold Glove Awards, symbolic of fielding excellence. They are judged and selected as the best fielding players at their respective positions by the AL managers and coaches. Votes are tabulated for Rawlings by *The Sporting News*.

1971—Amos Otis, OF

1973—Amos Otis, OF

1974—Amos Otis, OF

1977—Al Cowens, OF

Frank White, 2B

1978—Frank White, 2B

1979—Frank White, 2B

1980—Frank White, 2B

Willie Wilson, OF

1981—Frank White, 2B

1982—Frank White, 2B

1985—George Brett, 3B

1986—Frank White, 2B

1987—Frank White, 2B

1989—Bob Boone, C

Bret Saberhagen, P

6**TODD DUNWOODY****OUTFIELDER**

Ht.: 6-1; **Wt.:** 205
Bats: Left; **Throws:** Left
Opening Day Age: 24
Born: 4-11-75 in Lafayette, IN
Resides: West Lafayette, IN
Acquired: Obtained from Florida Marlins in exchange for INF Sean McNally, 12-15-99
Contract Status: Signed thru 2000
M.L. Service: 1 year, 98 days

**1999**

- ◆ Todd played exclusively as the Florida Marlins starting center fielder until being optioned to Triple-A Calgary on May 20...played all outfield positions after being recalled on August 7...made a total of 38 starts in center field, 5 starts in left and 3 starts in right field.
- ◆ hit .220 with a pair of homers and 20 RBI in 64 games for the Fish.
- ◆ established a career high with 4 hits in a game on April 15 at the New York Mets.
- ◆ batted at a .272 clip with 9 homers and 36 RBI in 65 games in the Pacific Coast League.

Career Notes

- ◆ Todd has spent parts of each of the last 3 seasons with the parent club in Florida after being selected by the Marlins in the 7th round of the 1993 June draft.

1998

- ◆ recalled from Triple-A Charlotte on May 16 and became the Marlins leadoff batter and everyday center fielder for the remainder of the season.
- ◆ finished 2nd to teammate Mark Kotsay among National League rookies with 9 outfield assists...was 3rd among rookies with a club record-tying 7 triples, 4th with 27 doubles and 5th with 31 multi-hit games.
- ◆ batted .394 (13-for-33) during a career-high 9-game hitting streak from June 23-July 3.
- ◆ began the season at Triple-A Charlotte...was on the Disabled List from April 11-18 with a fracture in his left elbow.

1997

- ◆ recalled from Charlotte on May 9 and made his big league debut on May 10 vs. Houston with a pinch-hit single off Chris Holt in his 1st Major League at-bat.
- ◆ connected for his 1st big league home run off Denny Neagle in his 1st start on May 14 at Atlanta...collected a double and a triple in his next start on May 16 at Pittsburgh, giving him the cycle in his first 10 Major League at-bats.
- ◆ optioned to Charlotte on May 29 and recalled again on June 20...homered in his 1st start after his return off Jeff Juden on June 21 at Montreal.
- ◆ optioned back to Charlotte on June 28 and finished the season at Triple-A.

Minor League Notes

- ◆ Todd was the Florida Marlins 7th round pick in the 1993 June Free Agent Draft...signed by Stan Saleski.

TODD DUNWOODY

◆ named a Midwest League All-Star in 1995 while at Kane County... ranked among the league leaders in runs scored (T2nd), triples (T2nd) and RBI (4th)...tied for the organizational lead with 14 home runs... named Marlins Minor League Player of the Month in June (.320, 5 HR, 23 RBI) and Midwest League Player of the Week for July 2-8...honored as the Cougar of the Year.

◆ named Marlins Organizational Player of the Year in 1996, helping lead Double-A Portland to the Eastern League Championship Series... led all Marlins minor leaguers with 153 hits...finished 2nd in the organization with 24 homers and 93 RBI...selected to play in the Double-A All-Star Game...earned Eastern League "Star of Stars" MVP honors by going 2-for-5 with a homer and 2 outstanding catches in that contest... selected by the managers as the league's 10th best prospect after leading the loop with 60 extra-base hits and 552 at-bats...finished 2nd with 153 hits and 3rd in both runs scored and RBI.

◆ posted 23 homers and 25 stolen bases in 1997 at Charlotte... became the 1st 20-20 man in the International League since Glenallen Hill did it for Syracuse in 1989....selected by the IL managers in *Baseball America's* Tools of the Trade as the Best Batting Prospect and the Most Exciting Player in the league...also selected as the league's 4th best prospect...named to the International League's post-season all-star team.

Miscellaneous Notes

◆ **Todd Franklin Dunwoody** is married...wife's name is Jessica...they have 1 daughter, Ashlyn Renee (7-22-97).

◆ graduated from West Lafayette (IN) Harrison High School...selected to the all-conference team 3 consecutive years, All-State 2 years and was named one of Indiana's top players by *USA Today*...was an all-state selection in football, being tabbed Indiana's top wide receiver his senior season...earned 11 varsity letters in high school.

YEAR	CLUB	AVG.	G	AB	R	H	2B	3B	HR	RBI	BB	SO	SB
1993	GCL Marlins	.193	31	109	13	21	2	2	0	7	7	28	5
1994	GCL Marlins	.260	46	169	32	44	6	6	1	25	21	28	11
	Kane County	.111	15	45	7	5	0	0	1	1	5	17	1
1995	Kane County	.283	132	494	89	140	20	8	14	89	52	105	39
1996	Portland	.277	138	552	88	153	30	6	24	93	45	149	24
1997	Charlotte	.262	107	401	74	105	16	7	23	62	39	129	25
	Florida	.260	19	50	7	13	2	2	2	7	7	21	2
1998	Charlotte	.304	28	102	20	31	6	3	6	22	12	28	4
	Florida	.251	116	434	53	109	27	7	5	28	21	113	5
1999	Florida	.220	64	186	20	41	6	3	2	20	12	41	3
	Calgary	.272	65	246	35	67	16	7	9	36	10	56	7
M.L. Totals		.243	199	670	80	163	35	12	9	55	40	175	10

*-Led League

1993 Selected by the Florida Marlins in the 7th round in the June Free Agent Draft, signed by Stan Saleski.

1999 Obtained by Royals from Florida in exchange for INF Sean McNally, December 15.

CAREER FIELDING

POSITION	PCT.	G	PO	A	E	TC	DP
Outfield	.983	180	401	12	7	420	4

DUNWOODY'S BESTS

	Season		Game
AVG.	.251--1998	H	4--at NY. Mets, 4-15-99
H	109--1998	HR	1--9 times, last: vs. Ariz., 8-25-99
HR	5--1998		
RBI	28--1998	RBI	3--4 times, last: vs. Phil., 4-9-99
SB	5--1998		
Hit Streak	9--1998	SB	1--10 times, last: at NY. Mets, 4-15-99

TODD DUNWOODY

1999 AND CAREER BREAKDOWN

Season	1999					CAREER					HR by CITY
	AVG.	AB	H	HR	RBI	AVG.	AB	H	HR	RBI	
Anaheim	-	-	-	-	-	-	-	-	-	-	-
Baltimore	-	-	-	-	-	.462	13	6	0	2	0
Boston	-	-	-	-	-	.286	14	4	0	0	0
Chicago	-	-	-	-	-	-	-	-	-	-	-
Cleveland	-	-	-	-	-	-	-	-	-	-	-
Detroit	-	-	-	-	-	-	-	-	-	-	-
Kansas City	-	-	-	-	-	-	-	-	-	-	-
Minnesota	-	-	-	-	-	-	-	-	-	-	-
New York	-	-	-	-	-	.182	11	2	1	2	1
Oakland	-	-	-	-	-	-	-	-	-	-	-
Seattle	-	-	-	-	-	-	-	-	-	-	-
Tampa Bay	-	-	-	-	-	.231	13	3	0	1	0
Texas	-	-	-	-	-	-	-	-	-	-	-
Toronto	-	-	-	-	-	.250	16	4	0	0	0
Arizona	.167	6	1	1	2	.231	13	3	1	2	0
Atlanta	.250	16	4	0	3	.214	56	12	1	5	1
Chicago	.059	17	1	0	0	.143	42	6	0	0	0
Cincinnati	-	-	-	-	-	.350	20	7	0	4	0
Colorado	-	-	-	-	-	.273	11	3	0	0	0
Florida	-	-	-	-	-	-	-	-	-	-	3
Houston	.143	28	4	0	2	.236	55	13	0	4	0
Los Angeles	.381	21	8	1	3	.310	42	13	2	6	2
Milwaukee	.250	12	3	0	0	.321	28	9	0	2	0
Montreal	-	-	-	-	-	.196	51	10	1	3	1
New York	.261	23	6	0	2	.300	80	24	1	9	1
Philadelphia	.333	18	6	0	4	.250	64	16	0	5	0
Pittsburgh	1.000	1	1	0	0	.300	30	9	0	3	0
St. Louis	.000	6	0	0	0	.167	30	5	1	2	0
San Diego	.150	20	3	0	2	.140	43	6	0	2	0
San Francisco	.222	18	4	0	2	.211	38	8	1	3	0
Home	.206	102	21	1	12	.275	320	88	3	22	
Road	.238	84	20	1	8	.214	350	75	7	33	
Before ASG	.214	126	27	1	12	.255	346	83	4	28	
After ASG	.233	60	14	1	8	.247	324	80	5	27	
vs. LHP	.222	27	6	0	4	.221	104	23	3	12	
vs. RHP	.220	159	35	2	16	.252	556	140	6	43	
Pinch Hitter	.250	8	2	0	1	.130	23	3	0	1	
Desig. Hitter	-	-	-	-	-	-	-	-	-	-	
April	.234	77	18	0	10	.234	77	18	0	10	
May	.184	49	9	1	2	.290	126	31	2	11	
June	-	-	-	-	-	.230	126	29	2	5	
July	-	-	-	-	-	.229	105	24	0	4	
August	.224	49	11	1	8	.268	142	38	4	18	
Sept./Oct.	.273	11	3	0	0	.245	94	23	1	7	

Royals Top Hitting Streaks

1.	30	George Brett	July 18-August 18, 1980
2.	27	Jose Offerman	July 11-August 7, 1998
3.	25	George Brett	Sept. 27, 1982-May 8, 1983
	25	Mike Sweeney	July 18-August 13, 1999
5.	22	Brian McRae	July 20-August 13, 1991
6.	19	Amos Otis	July 30-August 17, 1974
7.	18	Lou Piniella	July 11-29, 1970
	18	Ed Kirkpatrick	April 4-May 12, 1973
	18	Willie Wilson	July 13-27, 1984
	18	Gregg Jefferies	May 13-June 1, 1992
	18	Joe Randa	July 1-21, 1999
12.	17	Hal McRae	July 10-29, 1974
	17	Willie Wilson	April 19-May 26, 1982
	17	Kevin Seitzer	April 27-May 16, 1990
	17	Kevin McReynolds	May 24-June 12, 1992
	17	Vince Coleman	May 21-June 13, 1995
17.	16	John Mayberry	July 28-August 12, 1975
	16	Al Cowens	September 10-27, 1977
	16	George Brett	July 26-August 12, 1987
	16	Gregg Jefferies	June 18-July 5, 1992
	16	Jose Lind	July 17-August 2, 1994
	16	Johnny Damon	April 27-May 12, 1999
	16	Mike Sweeney	June 22-July 7, 1999

33

CHAD DURBIN

RIGHT-HANDED PITCHER

Ht.: 6-2; Wt.: 200
 Bats: Right; Throws: Right
 Opening Day Age: 22
 Born: 12-3-77 in Spring Valley, IL
 Resides: Baton Rouge, LA
 Acquired: Selected in 3rd round of
 1996 June Free Agent Draft
 Contract Status: Signed thru 2000
 M.L. Service: 10 days (Rookie)



1999

- ◆ Chad went 8-10 with a 4.64 ERA in 28 contests for Wichita, helping the Wranglers to the Double-A Texas League title...recorded team highs in innings pitched (157.0) and strikeouts (122).
- ◆ tied for 3rd in the Texas League with 27 starts.
- ◆ contract was purchased by Kansas City on September 24...made his only big league appearance at Detroit on September 26...hurled 2.1 scoreless innings, allowing 1 hit and 1 walk with 3 strikeouts.
- ◆ scheduled to make the start in the season's final game vs. Detroit on October 3, but that contest was rained out.
- ◆ worked for Phoenix in the Arizona Fall League following the season...recorded a 1-1 record with a 0.75 ERA in 10 contests, allowing just 2 earned runs on 19 hits in 24.0 innings with 7 walks and 26 strikeouts.

Minor League Notes

- ◆ Chad was selected by the Royals in the 3rd round of the 1996 June Free Agent Draft...signed by Dennis Woody.
- ◆ began his professional career in the Gulf Coast League in 1996, fanning 43 batters in 44.1 innings.
- ◆ advanced to Class A Lansing in the Midwest League for the 1997 season...was 5-8 with a 4.79 ERA in 26 starts for the Lugnuts.
- ◆ pitched for Class A Wilmington in 1998...was 4th in strikeouts and 9th in ERA in the Carolina League...fanned 16 batters in an 8-inning stint vs. Prince William on July 8 in a 6-1 2-hit win.
- ◆ named the 10th best prospect in the Royals minor league system by *Baseball America* following the 1998 season.

Miscellaneous Notes

- ◆ **Chad Griffin Durbin** is single...graduated from Woodlawn High in Baton Rouge, LA in 1996.

YEAR	CLUB	W-L	ERA	G	GSC	CG	SHO	SV	IP	H	R	ER	BB	SO
1996	Gulf Coast	3-2	4.26	11	8	1	1	0	44.1	34	22	21	25	43
1997	Lansing	5-8	4.79	26	26	0	0	0	144.2	157	85	77	53	116
1998	Wilmington	10-7	2.93	26	26	0	0	0	147.2	126	57	48	59	162
1999	Wichita	8-10	4.64	28	27	1	1	0	157.0	154	88	81	49	122
	KANSAS CITY	0-0	0.00	1	0	0	0	0	2.1	1	0	0	1	3
M.L.	Totals	0-0	0.00	1	0	0	0	0	2.1	1	0	0	1	3

1996 Selected by Royals in the 3rd round of the June Free Agent Draft...signed by Dennis Woody.

M.L. BATTING TOTALS

	AVG.	AB	H	HR	RBI
M.L. Totals	.000	0	0	0	0

CAREER FIELDING

POSITION	PCT.	G	PO	A	E	TC	DP
Pitcher	.000	1	0	0	0	0	0

Ht.: 6-5; **Wt.:** 220

Bats: Right; **Throws:** Right

Opening Day Age: 26

Born: 1-28-74 in Vacaville, CA

Resides: Overland Park, KS

Acquired: Obtained from Atlanta

Braves with Jamie Walker in exchange for Michael Tucker and Keith Lockhart, 3-27-97

Contract Status: Signed thru 2001

M.L. Service: 3 years, 84 days



1999

◆ Jermaine had a breakthrough season, establishing career highs in nearly every offensive category en route to Royals Player of the Year honors...in several categories, his 1999 marks surpassed his career totals entering the season.

◆ led the team in both home runs (27) and RBI (119)...his RBI total tied for the 2nd highest single season mark in club history, matching Dean Palmer's 1998 total, behind only Hal McRae's club record of 133, set in 1982.

◆ tied for the American League lead with 17 outfield assists with Baltimore's Albert Belle...established a club record in the process, topping the previous mark of 15, set by Amos Otis in 1970.

◆ also ranked among the league's top 10 in doubles (T2nd-44), triples (T5th-8), RBI (9th-119) and extra base hits (4th-79).

◆ tied a club record for the most RBI in a single month with 32 in July...reached the plateau with a 5-RBI game at Texas on July 31... John Mayberry set the mark with 32 in July of 1975.

◆ named the Royals Player of the Month for April after hitting .278 with 6 home runs and 20 RBI.

◆ connected for 2 home runs in a game on 4 occasions: at Cleveland on July 2 and again on July 4, vs. Boston on August 9 and vs. Anaheim in the 1st game of the September 14 twinbill.

◆ recorded a trio of 4-hit games: at the White Sox on April 10, vs. Seattle on May 23 and at Cleveland on July 4.

◆ homered in all 3 games of a series vs. the White Sox, April 16-18, collecting 8 RBI.

◆ put together a career-high 13 game hitting streak from May 11-25...went 25-for-52, .481, during the streak.

◆ named the American League's Player of the Week for May 17-23 when he led the league with a .652 average and a .692 on-base percentage after posting 6 straight multi-hit games.

◆ collected 2 hits in an inning on June 26 vs. Cleveland.

◆ notched a career high 6 RBI at Cleveland on July 4.

◆ stroked a game-winning home run in the bottom of the 10th inning on July 25 vs. Oakland.

◆ home runs came in bunches...had 6 in April, 5 in May, 0 in June, 9 in July, 3 in August and 4 in September.

◆ batted at a .267 clip with 5 home runs and 18 RBI vs. left-handed pitchers and .300 with 22 homers and 101 RBI against right-handed hurlers.

◆ hit .254 (48-for-189) with runners in scoring position.

◆ fielded at a .984 percentage with 17 assists and 6 errors in the outfield...his 6 double plays led American League outfielders.

JERMAINE DYE

Career Notes

- ◆ Jermaine has hit 2 home runs in a game on 4 occasions, all coming in the 1999 season.
- ◆ set a Royals club record and tied for the American League lead with 17 outfield assists in 1999...owns 30 career outfield assists.
- ◆ participated in the 1996 post-season playoffs with the Atlanta Braves.

1998

- ◆ battled injuries for much of the season which limited him to 60 games with Kansas City and another 41 games at Triple-A Omaha.
- ◆ optioned to Omaha on March 23, but that assignment was later rescinded and he opened the season on the Disabled List with a strained left quadricep...reinstated to the active roster on May 8.
- ◆ belted a game-tying 9th inning home run at Texas off John Wetteland on May 22 in a 16-pitch at-bat...it snapped a string of 25 consecutive successful save situations for Wetteland.
- ◆ optioned to Omaha June 29...recalled by Kansas City August 11.
- ◆ tore cartilage in his right knee on August 31 when getting into his car...placed on the 60-day Disabled List on September 1...underwent season-ending arthroscopic surgery to repair the damage.

1997

- ◆ posted a .236 batting average, 7 home runs and 22 RBI in just 75 games in an injury-plagued season, his 1st in the American League.
- ◆ went on the 15-day Disabled List on April 17 with a possible fracture in his left foot...activated from the D.L. on May 3.
- ◆ belted his 1st A.L. home run off the Yankees' Jim Mecer on May 4.
- ◆ optioned to Triple-A Omaha on May 18...recalled on June 17.
- ◆ recorded a career-high 4-hit game in Chicago's Wrigley Field on June 30...doubled, homered and drove in 2 in the contest.
- ◆ placed on the 15-day D.L. from July 3 to August 13 with a strained right quadriceps.
- ◆ best game of the season came vs. St. Louis on August 30...doubled twice, homered and drove in 5 runs in the contest.

1996

- ◆ fashioned one of the most impressive rookie campaigns in the National League after being recalled May 16 from AAA Richmond for his 1st tour in the majors.
- ◆ stroked a homer off Cincinnati's Marcus Moore in his 1st swing of the bat with Atlanta on May 17, becoming the 1st Brave since Milwaukee's Chuck Tanner in 1955 and the 71st player overall to homer in his 1st major league at-bat.
- ◆ held to 2 hits in the division series vs. Los Angeles, including a solo homer in the 7th inning in Game 2 which snapped a 2-2 tie and lifted the Braves to a 3-2 victory.
- ◆ hit .214 in the NLCS vs. St. Louis with 1 double and 4 RBI...after an 0-for-11 start, batted .353 over the final 4 games of the series.
- ◆ limited to 2 singles in 17 at-bats in the World Series with 1 RBI.

Minor League Notes

- ◆ Jermaine was selected by the Atlanta Braves in the 17th round of the 1993 June Free Agent draft...signed by David Wilder.
- ◆ began his pro career in the Gulf Coast League in 1993...ranked 8th on *Baseball America's* Top 10 GCL Prospects list.
- ◆ given the Hank Aaron Award by the Braves for Most Outstanding Minor League Player in the organization in 1994...placed 5th in the South Atlantic League with a .298 average...led the SAL in doubles and extra base hits (57)...finished 2nd in RBI and total bases (239) and tied for 2nd in hits...his 22 assists led all SAL outfielders...selected to the SAL All-Star team...named the league's 4th best prospect by *Baseball America*.

JERMAINE DYE

◆ rated the 3rd best prospect in the Southern League by *Baseball America* in 1995...led the league's outfielders with 22 assists...named S.L. Player of the Week April 17-23, 1995...named to the league's mid-season and post-season all-star teams.

Miscellaneous Notes

- ◆ **Jermaine Trevell Dye** is married to Tricia.
- ◆ graduated from Will C. Wood High School in Vacaville, CA in 1992...played basketball, baseball and football.
- ◆ attended Cosumnes River Community College (CA), where he pitched more than played outfield.
- ◆ works with the local Reviving Baseball in the Inner-City (RBI) program...will donate \$50 to the RBI program for every run batted in he collects during the 2000 season...also serves as a spokesperson for the One for the Community Program, which raises more than \$1 million each year for Kansas City area schools.

YEAR	CLUB	AVG.	G	AB	R	H	2B	3B	HR	RBI	BB	SO	SB
1993	Gulf Coast	.347	31	124	17	43	14	0	0	27	5	13	5
	Danville	.277	25	94	6	26	6	1	2	12	8	10	4
1994	Macon	.298	135	506	73	151	*41	1	15	98	33	82	19
1995	Greenville	.285	104	403	50	115	26	4	15	71	27	74	4
1996	Richmond	.232	36	142	25	33	7	1	6	19	5	25	3
	Atlanta	.281	98	292	32	82	16	0	12	37	8	67	1
1997	KANSAS CITY	.236	75	263	26	62	14	0	7	22	17	51	2
	Omaha	.306	39	144	21	44	6	0	10	25	9	25	0
1998	KANSAS CITY	.234	60	214	24	50	5	1	5	23	11	46	2
	Omaha	.299	41	157	29	47	6	0	12	35	19	29	7
1999	KANSAS CITY	.294	158	608	96	179	44	8	27	119	58	119	2
N.L.	Totals	.281	98	292	32	82	16	0	12	37	8	67	1
A.L.	Totals	.268	293	1085	146	291	63	9	39	164	86	216	6
M.L.	Totals	.271	391	1377	178	373	79	9	51	201	94	283	7

*-Led League

DIVISION SERIES RECORD

YEAR	CLUB, OPP.	AVG.	G	AB	R	H	2B	3B	HR	RBI	BB	SO	SB
1996	Atl. vs. L.A.	.182	3	11	1	2	0	0	1	1	0	6	1

LEAGUE CHAMPIONSHIP RECORD

YEAR	CLUB, OPP.	AVG.	G	AB	R	H	2B	3B	HR	RBI	BB	SO	SB
1996	Atl. vs. St.L.	.214	7	28	2	6	1	0	0	4	1	7	0

WORLD SERIES RECORD

YEAR	CLUB, OPP.	AVG.	G	AB	R	H	2B	3B	HR	RBI	BB	SO	SB
1996	Atl. vs. N.Y.	.118	5	17	0	2	0	0	0	1	1	1	0

1993 Selected by Atlanta Braves in 17th round of June Free Agent Draft, signed by David Wilder.

1997 Obtained by Royals with pitcher Jamie Walker from Atlanta Braves in exchange for outfielder Michael Tucker and infielder Keith Lockhart, March 27.

CAREER FIELDING

POSITION	PCT.	G	PO	A	E	TC	DP
Outfield	.975	383	828	30	22	880	13

Jermaine Dye's 17 Outfield Assists in 1999

Date	Opp.	Runner	Inning	Base	Situation
4/08	vs Bos.	Stanley	6	2	Out stretching single, 9-6
4/09	at Chi.	Durham	3	2	Doubled off base, 9-6
4/16	vs Chi.	Durham	1	2	Doubled off base, 9-6
4/18	vs Chi.	Liefer	3	HP	Out trying to score, 9-6-2
4/30	vs NY.	Brosius	2	HP	Out trying to score, 9-2
5/01	vs NY.	Davis	3	2	Out trying to advance, 9-2-6
5/04	at TB.	Martinez	1	3	Out trying to advance, 9-5
6/05	vs Cin.	Larkin	2	HP	Out trying to score, 9-6-2
6/08	vs St.L.	Bragg	3	HP	Out trying to score, 9-2
6/18	at Tor.	Fernandez	4	3	Out trying to advance, 9-5
7/28	vs Sea.	Buhner	8	2	Doubled off base, 9-6
8/07	vs Min.	Gates	3	1	Out returning to base, 9-3
8/08	vs Min.	Walker	6	2	Doubled off base, 9-6
8/13	vs TB.	Cairo	3	HP	Out trying to score, 9-6-2
8/23	vs Bal.	Johnson	2	HP	Out trying to score, 9-2
8/30	at Bos.	Lewis	7	HP	Out trying to score, 9-2
9/27	at Det.	Kapler	6	1	Doubled off base, 9-3

JERMAINE DYE

1999 AND CAREER BREAKDOWN

Season	1999					CAREER					HR by
	AVG.	AB	H	HR	RBI	AVG.	AB	H	HR	RBI	CITY
Season	.294	608	179	27	119	.271	1377	373	51	201	
Anaheim	.217	46	10	5	12	.200	70	14	6	17	4
Baltimore	.342	38	13	0	6	.281	89	25	0	7	0
Boston	.237	38	9	2	5	.197	76	15	2	7	0
Chicago	.306	49	15	4	11	.287	87	25	4	13	2
Cleveland	.362	47	17	7	17	.308	65	20	7	19	6
Detroit	.275	40	11	0	6	.213	80	17	1	8	1
Kansas City	-	-	-	-	-	-	-	-	-	-	21
Minnesota	.167	36	6	1	6	.173	52	9	1	6	0
New York	.258	31	8	1	4	.212	66	14	3	7	1
Oakland	.426	47	20	3	16	.382	76	29	5	19	0
Seattle	.408	49	20	2	7	.414	58	24	2	7	1
Tampa Bay	.231	39	9	0	2	.299	77	23	3	8	1
Texas	.211	38	8	0	7	.236	55	13	1	11	1
Toronto	.342	38	13	1	3	.270	63	17	1	4	0
Arizona	-	-	-	-	-	-	-	-	-	-	-
Atlanta	-	-	-	-	-	-	-	-	-	-	4
Chicago	.231	13	3	0	1	.244	45	11	1	6	0
Cincinnati	.182	11	2	0	1	.258	62	16	3	7	2
Colorado	-	-	-	-	-	.368	19	7	1	5	1
Florida	-	-	-	-	-	.286	21	6	0	1	0
Houston	.273	11	3	0	2	.295	44	13	0	3	0
Los Angeles	-	-	-	-	-	.143	14	2	0	1	0
Milwaukee	.455	11	5	1	3	.309	55	17	1	8	1
Montreal	-	-	-	-	-	.189	37	7	2	5	2
New York	-	-	-	-	-	.304	23	7	1	4	0
Philadelphia	-	-	-	-	-	.500	14	7	0	1	0
Pittsburgh	.357	14	5	0	7	.351	37	13	3	13	2
St. Louis	.167	12	2	0	3	.220	41	9	1	9	0
San Diego	-	-	-	-	-	.250	24	6	1	3	0
San Francisco	-	-	-	-	-	.259	27	7	1	2	1
Home	.308	299	92	15	57	.287	655	188	25	95	
Road	.282	309	87	12	62	.256	722	185	26	106	
Before ASG	.302	328	99	17	66	.269	665	179	26	104	
After ASG	.286	280	80	10	53	.272	712	194	25	97	
vs. LHP	.267	101	27	5	18	.287	321	92	15	43	
vs. RHP	.300	507	152	22	101	.266	1056	281	36	158	
RISP	.254	189	48	6	80	.238	383	91	9	136	
Bases Loaded	.400	15	6	0	18	.243	37	9	1	29	
Pinch Hitter	-	-	-	-	-	.462	13	6	0	2	
Desig. Hitter	.000	4	0	0	0	.000	4	0	0	0	
April	.278	79	22	6	20	.252	115	29	6	20	
May	.320	103	33	5	13	.273	220	60	10	27	
June	.277	101	28	0	18	.262	267	70	3	39	
July	.357	112	40	9	32	.319	182	58	11	37	
August	.221	113	25	3	13	.246	329	81	12	40	
Sept./Oct.	.310	100	31	4	23	.284	264	75	9	38	

DYE'S BESTS

	Season		Game
AVG.	.294--1999	H	4--4 times, last:
H	179--1999		at Cle., 7-4-99
HR	27--1999	HR	2--4 times, last:
RBI	119--1999		vs. Ana., 9-14-99, Gm. 1
SB	2--1997, '98 & '99	RBI	6--at Cle., 7-4-99
Hit Streak	13--1999	SB	1--7 times, last:
			vs. TB., 8-15-99

Top Aprils in Royals History

Player	Year	Home Runs	RBI
Dean Palmer	1998	9	26
Jeff King	1998	6	25
Bob Hamelin	1994	6	21
Al Cowens	1979	3	21
Bo Jackson	1989	8	20
Jermaine Dye	1999	6	20
George Brett	1983	5	20
George Brett	1988	5	19
John Mayberry	1973	5	19
Darrell Porter	1979	2	19
Bob Oliver	1970	5	16
Kirk Gibson	1991	6	12

2**JORGE FABREGAS****CATCHER****(NON-ROSTER PLAYER)****Ht.:** 6-3; **Wt.:** 215**Bats:** Left; **Throws:** Right**Opening Day Age:** 30**Born:** 3-13-70 in Miami, FL**Resides:** Miami Beach, FL**Acquired:** Signed as a free agent,
1-12-00**Contract Status:** Signed thru 2000**M.L. Service:** 5 years, 32 days**1999**

◆ Jorge began the season with the Florida Marlins and ended it by appearing in the World Series with the National League champion Atlanta Braves.

◆ hit .206 with 3 home runs and 21 RBI in 82 games for the Marlins, starting as a catcher in 66 contests.

◆ threw out 26 of 63 runners attempting to steal, 41 percent.

◆ released by Florida on August 26 and signed by the Braves as a free agent on August 31.

◆ made 6 appearances for Atlanta in September, going hitless in 8 at-bats.

◆ was on the Braves post-season roster throughout the playoffs.

◆ did not appear in the Division Series vs. Houston...saw action in 2 games in the LCS vs. the New York Mets, then made 1 appearance in the World Series vs. the New York Yankees.

◆ released by the Braves on November 5.

Career Notes

◆ Jorge has played with 6 Major League clubs since reaching the big league level in 1994, including 2 clubs each in each of the past 3 campaigns.

◆ reached the playoffs for the 1st time in his career with the Braves in 1999.

1998

◆ started 46 games at catcher in a season split between the Diamondbacks and the Mets.

◆ threw out 43 percent (21-of-49) runners attempting to steal over the course of the season.

◆ belted his 1st home run as a D-Back on April 8 at Los Angeles off Hideo Nomo...resulted in the 1st back-to-back homer combo in Arizona history when Brent Brede followed with a round tripper.

◆ injured his right ankle on May 11 vs. Chicago...used as a pinch-hitter while rehabbing the injury until finally being placed on the Disabled List on May 31...reinstated on June 30.

◆ acquired by the Mets with pitcher Willie Blair and a player to be named later (cash) in exchange for outfielder Bernard Gilkey, pitcher Nelson Figueroa and cash considerations, July 31.

◆ hit a 9th inning 2-run homer off Scott Brantley on August 12 at St. Louis in his 1st start for the Mets...was 3-for-3 in his 2nd start on August 18 in the nightcap of a twinbill vs. Colorado.

◆ acquired by the Marlins from the Mets on November 20 in exchange for RHP Oscar Henriquez and cash considerations.

JORGE FABREGAS

1997

- ◆ began the year sharing the catching duties in Anaheim...sent to the White Sox on May 18 with Chuck McElroy in exchange for Tony Phillips and Chad Kreuter.
- ◆ hit .280 in 100 games for the White Sox after the trade.
- ◆ set career highs with 4 hits and 5 RBI on June 15 at Cincinnati.
- ◆ connected for his 1st big league triple September 21 at Boston.
- ◆ threw out 28 of 87 runners attempting to steal, 31.5 percent.
- ◆ selected by the Arizona Diamondbacks in the 1st round (the 4th pick) of baseball's expansion draft, November 18.

1996

- ◆ opened the year on the California roster...appeared in 42 games before being optioned to Triple-A Vancouver on June 22...returned to the big leagues on July 12.
- ◆ put together a career-best 12 game hitting streak from August 11-26...batted .450 (18-for-40) with 9 RBI during the streak.

1995

- ◆ was a member of the 28-man roster that broke camp with the Angels after the strike.
- ◆ appeared in 5 games before being optioned back to Triple-A on May 6...returned on June 5.
- ◆ connected for his 1st Major League home run on June 18 off Chicago's Jason Bere.

1994

- ◆ contract was purchased by the Angels on April 24 after Greg Myers went down with an injury...made his big league debut as a defensive replacement that same day at Fenway Park in Boston.
- ◆ collected a 9th inning RBI single as a pinch-hitter in his 1st Major League at-bat on April 25 in Yankee Stadium off New York's Bob Wickman.
- ◆ made his 1st big league start on April 26 at New York, going 2-for-4 with an RBI.
- ◆ had a pair of upper front teeth knocked out in a home plate collision with Darrin Jackson June 19 at Chicago when he was struck by Jackson's helmet on a pop-up slide...optioned to Triple-A the next day.

Minor League Notes

- ◆ Jorge was selected by the California Angels as a sandwich pick between the 1st and 2nd rounds of the 1991 June Free Agent Draft, the 34th player taken overall...signed by Tom Kotchman.
- ◆ 1st professional season came in 1992 with Palm Springs...was out from April 12-May 4 with a right ankle sprain and from July 28-September 5 with a sprained right wrist.
- ◆ named to the 1993 Texas League post-season All-Star team in 1993 after leading the league's catchers with 106 games played...won league Player of the Week award twice, May 10-16 and August 9-15.

Miscellaneous Notes

- ◆ **Jorge Fabregas** is married...wife's name is Marlene...graduated from Christopher Columbus High School in Miami, FL in 1988.
- ◆ played baseball at the University of Miami (FL) where he was a teammate of Alex Fernandez in 1989...started 2 games during the College World Series during his freshman campaign.
- ◆ won the Arnold Novins Memorial Award when he was chosen by Miami fans as the Most Popular Player in 1990 during his sophomore season...selected all-NCAA Atlantic Regional as a 3rd baseman and was named 2nd team all-America by *The Sporting News*.

JORGE FABREGAS

◆ made Team USA in 1990 as a walk-on and finished one point short of the team batting title with a .444 average...selected as the 3rd baseman on the Baseball America Summer all-America 1st team after his play in the Goodwill Games and World Championships...held the team to a bronze medal in the Goodwill Games and hit .500 at the World Championships in Edmonton, Canada.

YEAR	CLUB	AVG.	G	AB	R	H	2B	3B	HR	RBI	BB	SO	SB
1992	Palm Springs	.283	70	258	35	73	13	0	0	40	30	27	0
1993	Midland	.289	113	409	63	118	26	3	6	56	31	60	1
	Vancouver	.231	4	13	1	3	1	0	0	1	1	3	0
1994	Vancouver	.223	66	211	17	47	6	1	1	24	12	25	1
	California	.283	43	127	12	36	3	0	0	16	7	18	2
1995	California	.247	73	227	24	56	10	0	1	22	17	28	0
	Vancouver	.247	21	73	9	18	3	0	4	10	9	12	0
1996	California	.287	90	254	18	73	6	0	2	26	17	27	0
	Vancouver	.297	10	37	4	11	3	0	0	5	4	4	0
1997	Anaheim	.079	21	38	2	3	1	0	0	3	3	3	0
	Chicago (AL)	.280	100	322	31	90	10	1	7	48	11	43	1
1998	Arizona	.199	50	151	8	30	4	0	1	15	13	26	0
	Tucson	.250	6	20	2	5	1	0	0	3	3	1	0
	New York (NL)	.188	20	32	3	6	0	0	1	5	1	6	0
1999	Florida	.206	82	223	20	46	10	2	3	21	26	27	0
	Atlanta	.000	6	8	0	0	0	0	0	0	0	0	0
A.L. Totals		.267	327	968	87	258	30	1	10	115	55	119	3
N.L. Totals		.198	158	414	31	82	14	2	5	41	40	59	0
M.L. Totals		.246	485	1382	118	340	44	3	15	156	95	178	3

DIVISION SERIES RECORD

YEAR	CLUB, OPP.	AVG.	G	AB	R	H	2B	3B	HR	RBI	BB	SO	SB
1999	Atl. vs. Hou.												

-Did Not Appear-

LEAGUE CHAMPIONSHIP RECORD

YEAR	CLUB, OPP.	AVG.	G	AB	R	H	2B	3B	HR	RBI	BB	SO	SB
1999	Atl. vs. NYM.	.000	2	2	0	0	0	0	0	0	0	1	0

WORLD SERIES RECORD

YEAR	CLUB, OPP.	AVG.	G	AB	R	H	2B	3B	HR	RBI	BB	SO	SB
1999	Atl. vs. NYY.	.000	1	1	0	0	0	0	0	0	0	1	0

- 1991 Selected by the California Angels as a sandwich pick between the 1st and 2nd rounds (the 34th player selected overall) in the June Free Agent Draft...signed by Tom Kotchman.
- 1997 Obtained by the Chicago White Sox with LHP Chuck McElroy from California in exchange for OF Tony Phillips and C Chad Kreuter, May 18.
- 1997 Selected by the Arizona Diamondbacks in the 1st round (the 4th pick) of the MLB Expansion Draft, November 18.
- 1998 Obtained by the New York Mets with RHP Willie Blair and a player to be named later (cash) from Arizona in exchange for OF Bernard Gilkey, LHP Nelson Figueroa and cash considerations, July 31.
- 1998 Obtained by the Florida Marlins with cash considerations from the Mets in exchange for RHP Oscar Henriquez, November 20.
- 1999 Signed by the Atlanta Braves as a free agent, August 31.
- 2000 Signed by Royals as a free agent, January 12.

CAREER FIELDING

POSITION	PCT.	G	PO	A	E	TC	DP
Catcher	.988	452	2426	237	31	2694	24
1st Base	1.000	2	1	1	0	2	0

FABREGAS' BESTS

	Season		Game
AVG.	.287--1996	H	4--vs. Cin., 6-15-97
H	93--1997	HR	1--15 times, last: at Chi. (NL), 5-24-99
HR	7--1997		
RBI	51--1997	RBI	5--vs. Cin., 6-15-97
SB	2--1994	SB	1--3 times, last: at Bal., 7-19-97
Hit Streak	12--1996		

Figuring Magic Number

To determine a team's "Magic Number" in the pennant race, compute the number of games remaining, add one, then subtract the number of games ahead in the loss column of the standings of the closest opponent.

JORGE FABREGAS

1999 AND CAREER BREAKDOWN

Season	1999					CAREER					HR by
	AVG.	AB	H	HR	RBI	AVG.	AB	H	HR	RBI	CITY
Season	.199	231	46	3	21	.246	1382	340	15	156	
Anaheim	-	-	-	-	-	.286	14	4	1	2	4
Baltimore	.400	5	2	0	0	.293	82	24	0	8	0
Boston	.167	6	1	0	0	.277	101	28	1	12	1
Chicago	-	-	-	-	-	.279	43	12	1	7	0
Cleveland	-	-	-	-	-	.250	88	22	1	14	1
Detroit	-	-	-	-	-	.246	69	17	1	8	0
Kansas City	-	-	-	-	-	.300	90	27	1	9	1
Minnesota	-	-	-	-	-	.244	82	20	0	6	0
New York	.286	7	2	0	0	.306	62	19	1	6	1
Oakland	-	-	-	-	-	.254	59	15	0	6	0
Seattle	-	-	-	-	-	.267	60	16	0	8	0
Tampa Bay	.077	13	1	0	2	.077	13	1	0	2	0
Texas	-	-	-	-	-	.254	63	16	1	8	1
Toronto	.250	4	1	0	0	.275	69	19	0	13	0
Arizona	.500	6	3	0	2	.400	10	4	0	2	0
Atlanta	.067	15	1	0	1	.167	30	5	0	2	0
Chicago	.227	22	5	2	7	.217	46	10	2	8	1
Cincinnati	.333	6	2	0	1	.333	21	7	1	6	1
Colorado	.000	6	0	0	0	.273	22	6	0	0	0
Florida	.000	5	0	0	0	.240	25	6	0	5	1
Houston	.182	11	2	0	0	.226	31	7	1	4	0
Los Angeles	.091	11	1	0	0	.133	30	4	1	1	1
Milwaukee	.231	13	3	0	2	.211	76	16	0	3	0
Montreal	.167	12	2	0	0	.095	21	2	0	0	0
New York	.250	28	7	0	1	.286	35	10	0	1	0
Philadelphia	.304	23	7	0	0	.257	35	9	0	1	0
Pittsburgh	.125	8	1	0	2	.111	18	2	0	2	0
St. Louis	.167	6	1	0	0	.143	28	4	1	2	1
San Diego	.167	12	2	1	3	.118	34	4	1	7	1
San Francisco	.167	12	2	0	0	.160	25	4	0	3	1
Home	.230	126	29	1	14	.243	670	163	4	68	
Road	.162	105	17	2	7	.249	712	177	11	88	
Before ASG	.205	166	34	3	18	.241	798	192	10	91	
After ASG	.185	65	12	0	3	.253	584	148	5	65	
vs. LHP	.300	20	6	0	4	.272	180	49	2	27	
vs. RHP	.190	211	40	3	17	.242	1202	291	13	129	
Pinch Hitter	.111	9	1	0	0	.184	49	9	0	9	
Desig. Hitter	---	-	-	-	-	.000	1	0	0	0	
April	.200	50	10	0	5	.232	211	49	2	24	
May	.208	53	11	3	10	.208	269	56	5	32	
June	.244	45	11	0	3	.300	260	78	3	32	
July	.163	43	7	0	2	.224	246	55	2	20	
August	.219	32	7	0	1	.272	243	66	3	36	
Sept./Oct.	.000	8	0	0	0	.235	153	36	0	12	

Longest Games in Royals History

Innings	Date	Opponent	KC-Opp.
18	May 17, 1972	Texas	3-4
18	June 6, 1991	Texas	4-3
17	April 9, 1969	Minnesota	4-3
17	May 2, 1970	Cleveland	4-3
17	May 25, 1986	Chicago	2-1
16	April 30, 1972 (1st)	Cleveland	3-5
16	August 27, 1972 (2nd)	at New York	8-9
16	May 28, 1979	Baltimore	5-4
16	August 26, 1984	Chicago	6-5
16	July 29, 1995	Detroit	5-4
16	June 15, 1996	Baltimore	7-6
15	May 30, 1969 (2nd)	New York	4-5
15	July 28, 1976	at California	3-2
15	August 26, 1976	at Boston	7-6
15	August 25, 1977	at Milwaukee	4-3
15	September 27, 1977 (1st)	at Oakland	2-4
15	May 23, 1981	Minnesota	1-0
15	April 12, 1989	Baltimore	4-5
15	June 12, 1993	Chicago	1-2
15	June 10, 1998	Milwaukee	6-9

13**SAL FASANO****CATCHER**

Ht.: 6-2; **Wt.:** 230
Bats: Right; **Throws:** Right
Opening Day Age: 28
Born: 8-10-71 in Chicago, IL
Resides: Overland Park, KS
Acquired: Selected in 37th round of
 1993 June Free Agent Draft
Contract Status: Signed thru 2000
M.L. Service: 2 years, 21 days

**1999**

- ◆ Sal played in 88 games with Triple-A Omaha and belted 21 homers with 49 RBI and a .275 average in the Pacific Coast League.
- ◆ named the catcher on the PCL post-season All-Star team and earned a spot on the Topps/Class AAA Minor League All-Star squad.
- ◆ voted the Best Defensive Catcher in the PCL in Baseball America's Tools of the Trade survey of the league's managers.
- ◆ threw out 25 of 86 (29 percent) of the runners attempting to steal while at Omaha.
- ◆ recalled from the Golden Spikes on September 1...drilled a homer in his 2nd game at Boston on September 2.
- ◆ smacked 2 dingers and 4 RBI in 9-6 win vs. Texas on September 11...the totals established career highs.
- ◆ drilled a homer on September 19 vs. Oakland, then cracked another homer 2 games later against Seattle on September 22.
- ◆ finished with a .233 average, 5 homers and 16 RBI in 23 contests.
- ◆ threw out 3 of 10 basestealers.
- ◆ Royals were 12-8 when he started...pitchers logged a 4.38 ERA (86 ER in 176.2 IP) when he was in back of the plate.

Career Notes

- ◆ Sal participated in a triple play in his 1st major league contest.
- ◆ has thrown out 30 of 80 basestealers (37.5 percent) in his career.
- ◆ hit 2 home runs in a game on September 11, 1999 vs. Texas.

1998

- ◆ split the catching duties during the campaign with Mike Sweeney...played in a career-high 74 games, batting at a .227 clip with 8 home runs and 31 RBI.
- ◆ tied for 2nd in the American League with 16 hit by pitches, 2 shy of the club record of 18, set by Mike Macfarlane in 1994.
- ◆ did not make the club out of spring training, as he was optioned to Triple-A Omaha on March 30...did not play in a game for the O-Royals before being recalled by Kansas City when Mike Macfarlane was traded to Oakland on April 8.
- ◆ went on the 15-day Disabled List on April 21, retroactive to April 20, with a strained left oblique muscle...played in 4 games at Triple-A Omaha on a rehab assignment...reinstated to the Royals active roster on May 9.
- ◆ matched his career high with a 3 RBI game on July 9 at Chicago against the White Sox.
- ◆ logged his best offensive game as a Royal on August 23 at Tampa Bay...stroked a career-high 4 hits, including a home run, and matched his career high (2nd time in the season and 3rd time in his career) with 3 RBI.

SAL FASANO

◆ suffered a right hamstring strain after hitting a double at Baltimore on August 29...was placed on the 15-day Disabled List the next day... transferred to the 60-day D.L. in mid-September.

◆ threw out 15 of 38 potential basestealers, 39 percent, including 5 straight from July 16-August 9, and 7 of his last 10.

1997

◆ recalled from Omaha on April 6...played in 1 game before being optioned to Double-A Wichita on April 13.

◆ recalled from Wichita on May 28...appeared in 12 games for the big league club...hit .211 with 1 home run in that stretch.

◆ optioned to Omaha on July 9 and spent the remainder of the season at the Triple-A level.

1996

◆ made the Royals Opening Day roster, making the jump from the Double-A level in 1995.

◆ batted at a .203 clip with 6 home runs and 19 RBI in 51 contests.

◆ made his major league debut at Baltimore on April 3 and was hitless in 3 at-bats...participated in a triple play that day.

◆ collected his 1st major league hit, a 2-run double off Ricky Bones at Milwaukee on April 12.

◆ belted his 1st big league home run at California on May 9 off Jason Grimsley...also drove in a career-high 3 runs in that contest.

◆ 1st career stolen base was a steal of home on the front end of a double steal at Minnesota on July 5.

Minor League Notes

◆ Sal was Kansas City's 37th round selection in the 1993 June Free Agent Draft...signed by Tony Levato.

◆ named to the Northwest League All-Star team as a DH in 1993.

◆ selected to play in the Midwest League All-Star game in 1994... named by *Baseball America* as the 10th best prospect in the MWL.

◆ earned Player of the Year honors at Rockford and was named the 1994 Minor League Player of the Year by the Royals organization.

◆ named by Topps/NAPBL as the 1995 July Player of the Month in the Texas League as he hit .364 with 9 homers and 26 RBI.

◆ selected Player of the Week for the week of July 10-16, 1995 as he hit .611 (11-for-18) with 3 doubles, 3 homers and 10 RBI in 5 games.

◆ played in the Arizona Fall League following the '95 season and was voted a top prospect after he hit .279 (36-for-129) with 3 homers and 19 RBI.

Miscellaneous Notes

◆ **Salvatore Frank Fasano** is married...wife's name is Kerri...he graduated from Hoffman Estates (IL) High in 1989...attended the University of Evansville.

YEAR	CLUB	AVG.	G	AB	R	H	2B	3B	HR	RBI	BB	SO	SB
1993	Eugene	.267	49	176	25	47	11	1	10	36	19	49	4
1994	Rockford	.281	97	345	61	97	16	1	25	81	33	66	8
	Wilmington	.322	23	90	15	29	7	0	7	32	13	24	0
1995	Wichita	.290	87	317	60	92	19	2	20	66	27	61	3
	Wilmington	.227	23	88	12	20	2	1	2	7	5	16	0
1996	KANSAS CITY	.203	51	143	20	29	2	0	6	19	14	25	1
	Omaha	.231	29	104	12	24	4	0	4	15	6	21	0
1997	Omaha	.164	49	152	17	25	7	0	4	14	12	53	0
	KANSAS CITY	.211	13	38	4	8	2	0	1	1	1	12	0
	Wichita	.237	40	131	27	31	5	0	13	27	20	35	0
1998	Omaha	.214	4	14	1	3	1	0	1	2	1	4	0
	KANSAS CITY	.227	74	216	21	49	10	0	8	31	10	56	1
1999	Omaha	.275	88	280	63	77	15	0	21	49	42	69	4
	KANSAS CITY	.233	23	60	11	14	2	0	5	16	7	17	0
	M.L. Totals	.219	161	457	56	100	16	0	20	67	32	110	2

1993 Selected by Royals in 37th round of June Free Agent Draft, signed by Tony Levato.

SAL FASANO

CAREER FIELDING

POSITION	PCT.	G	PO	A	E	TC	DP
Catcher	.992	156	908	50	8	966	9
1st Base	1.000	5	16	0	0	16	2
3rd Base	.000	1	0	0	0	0	0

1999 AND CAREER BREAKDOWN

Season	1999					CAREER					HR by
	AVG.	AB	H	HR	RBI	AVG.	AB	H	HR	RBI	CITY
Season	.233	60	14	5	16	.219	457	100	20	67	
Anaheim	.000	5	0	0	0	.152	33	5	1	3	1
Baltimore	-	-	-	-	-	.231	39	9	1	3	1
Boston	.143	7	1	1	2	.107	28	3	1	6	1
Chicago	-	-	-	-	-	.208	24	5	1	5	1
Cleveland	.000	5	0	0	0	.200	35	7	1	6	0
Detroit	.300	10	3	0	2	.256	39	10	0	5	0
Kansas City	-	-	-	-	-	-	-	-	-	-	7
Minnesota	-	-	-	-	-	.179	28	5	1	6	1
New York	.250	4	1	0	0	.235	17	4	0	0	0
Oakland	.167	6	1	1	2	.111	27	3	2	3	1
Seattle	.333	6	2	1	2	.250	24	6	2	5	2
Tampa Bay	-	-	-	-	-	.467	15	7	2	4	1
Texas	.385	13	5	2	7	.214	56	12	3	9	0
Toronto	.250	4	1	0	1	.176	17	3	1	2	1
Arizona	-	-	-	-	-	-	-	-	-	-	-
Atlanta	-	-	-	-	-	-	-	-	-	-	-
Chicago	-	-	-	-	-	.250	8	2	1	1	0
Cincinnati	-	-	-	-	-	1.000	2	2	0	0	0
Colorado	-	-	-	-	-	-	-	-	-	-	-
Florida	-	-	-	-	-	-	-	-	-	-	-
Houston	-	-	-	-	-	.167	6	1	0	1	0
Los Angeles	-	-	-	-	-	-	-	-	-	-	-
Milwaukee	-	-	-	-	-	.239	46	11	2	6	2
Montreal	-	-	-	-	-	-	-	-	-	-	-
New York	-	-	-	-	-	-	-	-	-	-	-
Philadelphia	-	-	-	-	-	-	-	-	-	-	-
Pittsburgh	-	-	-	-	-	.333	6	2	1	1	1
St. Louis	-	-	-	-	-	.429	7	3	0	1	0
San Diego	-	-	-	-	-	-	-	-	-	-	-
San Francisco	-	-	-	-	-	-	-	-	-	-	-
Home	.243	37	9	2	9	.201	224	45	7	25	
Road	.217	23	5	3	7	.236	233	55	13	42	
Before ASG	-	-	-	-	-	.215	302	65	10	33	
After ASG	.233	60	14	5	16	.226	155	35	10	34	
vs. LHP	.375	8	3	1	2	.202	114	23	5	15	
vs. RHP	.212	52	11	4	14	.224	343	77	15	52	
RISP	.211	19	4	1	8	.284	109	31	3	41	
Bases Loaded	.167	6	1	0	2	.417	12	5	0	8	
Pinch Hitter	-	-	-	-	-	.333	3	1	0	0	
Desig. Hitter	-	-	-	-	-	.500	2	1	0	0	
April	-	-	-	-	-	.156	45	7	0	4	
May	-	-	-	-	-	.165	97	16	4	11	
June	-	-	-	-	-	.276	134	37	5	16	
July	-	-	-	-	-	.195	77	15	2	10	
August	-	-	-	-	-	.250	44	11	4	10	
Sept./Oct.	.233	60	14	5	16	.233	60	14	5	16	

FASANO'S BESTS

	Season		Game
AVG.	.233--1999	H	4--at T.B., 8-23-98
H	49--1998	HR	2--vs. Tex., 9-11-99
HR	8--1998	RBI	4--vs. Tex., 9-11-99
RBI	31--1998	SB	1--twice: at Min., 7-5-96
SB	1--1996 & 1998		& at Sea., 7-19-98
Hit Streak	6--1996 & 1999		

Behind The Scenes

Trevor Vance begins his 6th season as the Royals Director-Grounds-keeping & Landscaping, overseeing the supervision and overall operations of the natural grass field at Kauffman Stadium...he became a member of the grounds crew in 1985.

Jonnie Reed is in his 5th season as the Kansas City Royals Manager-Groundskeeping...Reed began his career with the Royals as a member of the tarp crew in 1989 and has served the organization in various occupations.

3**CARLOS FEBLES****2ND BASEMAN****Ht.:** 5-11; **Wt.:** 185**Bats:** Right; **Throws:** Right**Opening Day Age:** 23**Born:** 5-24-76 in El Seybo, D.R.**Resides:** La Romana, D.R.**Acquired:** Signed as a non-drafted free agent, 11-2-93**Contract Status:** Signed thru 2000**M.L. Service:** 1 year, 14 days**1999**

◆ Carlos put together a solid season both offensively and defensively in his rookie campaign with the Royals...finished with a .256 average, 10 home runs, 71 runs scored, 53 RBI and 20 stolen bases.

◆ tied for 2nd in the American League with 9 triples and tied for 4th with 12 sacrifice bunts.

◆ ranked 1st among AL rookies in triples (9), was 2nd in on-base percentage (.336) and walks (47), tied for 2nd in stolen bases (20) and 3rd in runs scored (71).

◆ belted his 1st career home run on April 14 off Cleveland's Bartolo Colon...it was an inside-the-park shot at Jacobs Field, the 81st inside-the-park home run in club history, but only the 13th on the road.

◆ collected a career-high 4 hits on 2 occasions: at Seattle on May 14 and vs. Seattle on May 21.

◆ went 7-for-9 with 3 doubles, a home run, 5 runs scored and 4 RBI in consecutive games at Seattle, May 14-15.

◆ hit safely in a career-high 7 straight games from May 11-18...was 15-for-28, .536, with 4 doubles, a triple, a homer, 8 runs and 5 RBI.

◆ successful in 20 of 24 stolen bases on the season.

◆ notched a career-high 3 RBI on 3 occasions: May 2 vs. New York, May 15 at Seattle and June 9 vs. St. Louis.

◆ placed on the 15-day Disabled List on August 24 with a dislocated left pinky finger he injured while sliding head-first into 2nd base at Tampa Bay on August 20...did not return to the lineup until Sept. 18.

◆ hit .278 with 2 homers and 12 RBI against southpaws and .250 with 8 homers and 41 RBI against right-handed hurlers.

◆ ranked 7th among American League 2nd basemen in fielding percentage with a .979 average, committing 14 errors in 661 chances.

◆ rated as the 3rd best defensive 2nd baseman by *Baseball America* in a mid-season survey of the league's managers.

1998

◆ led the Texas League with 51 stolen bases and a .441 on-base pct., was 4th with 110 runs and tied for 6th with a .326 average.

◆ selected to play in the Texas League All-Star Game and was the lone Wrangler representative in the Double-A All-Star Game.

◆ contract was purchased from Wichita on September 14...made his major league debut that night against Oakland and delivered a pinch-hit single in his 1st big league at-bat off Mark Holzemer.

◆ named to the Topps/NAPBL Class AA All-Star team and was the 2nd baseman on Howe SportsData's All-Prospect team.

◆ named the Best Defensive 2nd Baseman in the Texas League, the Royals 2nd best prospect and the 8th best prospect in the Texas League by *Baseball America*.

CARLOS FEBLES

Minor League Notes

- ◆ Carlos was signed as a non-drafted free agent on November 2, 1993 by Luis Silverio and Rafael Vasquez.
- ◆ joined the Gulf Coast League rookie team in 1995...finished 3rd in the league in runs and was 5th in extra base hits (21)...led the GCL 2nd basemen in games, chances, putouts and double plays.
- ◆ named to the All-Teenager Team by Howe SportsData following the 1996 season in which he batted .295 with 84 runs and 30 stolen bases for Lansing in the Midwest League...finished 5th in the Royals minor league system in stolen bases and was 8th in batting average.
- ◆ spent the 1997 season in the Carolina League (A) at Wilmington... led the club with 78 runs, 27 doubles, 6 triples and 49 stolen bases.
- ◆ considered the best base-runner and the best defensive 2nd baseman in the Carolina League in 1997 according to *Baseball America's* "Tools of the Trade" survey.

Miscellaneous Notes

- ◆ **Carlos Manuel Febles** is single...graduated from Sagrado Corazon de Jesus High School in the Dominican Republic in 1993.

YEAR CLUB	AVG.	G	AB	R	H	2B	3B	HR	RBI	BB	SO	SB
1994 Salcedo	.330	56	184	38	61	9	3	2	37	38	27	12
1995 Gulf Coast	.282	54	188	40	53	13	5	3	20	26	30	16
1996 Lansing	.295	102	363	84	107	23	5	5	43	66	64	30
1997 Wilmington	.237	122	438	78	104	27	6	3	29	51	95	49
1998 Wichita	.326	126	432	110	141	28	9	14	52	80	70	51
KANSAS CITY	.400	11	25	5	10	1	2	0	2	4	7	2
1999 KANSAS CITY	.256	123	453	71	116	22	9	10	53	47	91	20
M.L. Totals	.264	134	478	76	126	23	11	10	55	51	98	22

*-Led League

1993 Signed by Royals as a non-drafted free agent November 2...signed by Luis Silverio and Rafael Vasquez.

CAREER FIELDING

POSITION	PCT.	G	PO	A	E	TC	DP
2nd Base	.980	133	288	393	14	695	103

FEBLES' BESTS

	Season		Game
AVG.	.256--1999	H	4--twice, at. Sea., 5-14-99 and vs. Sea., 5-21-99
H	116--1999		
HR	10--1999	HR	1--10 times, last: vs. Bos., 8-10-99
RBI	53--1999		
SB	20--1999	RBI	3--3 times, last: vs. St.L., 6-9-99
Hit Streak	7--1999	SB	1--22 times, last: vs. Cle., 9-28-99

1999 Royals Starts by Position

- P:** Rosado (12-21), Suppan (14-18), Witasick (11-17), Appier (11-11), Stein (5-6), Reichert (4-4), Fussell (2-6), Suzuki (2-7), Pittsley (1-4), Barber (1-2), Mathews (1-0), Wengert (0-1)
- C:** Kreuter (33-52), Spehr (18-35), Fasano (12-8), Sweeney (1-2)
- 1B:** Sweeney (28-45), Giambi (9-16), Sutton (7-15), King (11-9), Vitiello (4-5), Leius (3-4), Scarsone (2-2), Scarsone (0-1)
- 2B:** Febles (53-69), Hansen (3-15), Holbert (2-7), Lopez (5-1), Scarsone (1-5)
- SS:** Sanchez (56-76), Holbert (6-12), Scarsone (1-5), Hansen (0-4), Martinez (1-0)
- 3B:** Randa (61-95), Leius (3-2)
- LF:** Damon (54-77), Quinn (7-8), Pose (2-6), Giambi (1-3), Brown (0-3)
- CF:** Beltran (62-92), Damon (2-4), Pose (0-1)
- RF:** Dye (60-95), Damon (1-2), Pose (2-0), Sutton (1-0)
- DH:** Sweeney (28-41), Giambi (19-29), Pose (5-8), Leius (3-2), Sutton (0-4), Damon (0-4), Brown (2-0), Vitiello (2-0), Beltran (1-0), King (0-1), Kreuter (0-1), Dye (0-1), Quinn (0-1)

CARLOS FEBLES

1999 AND CAREER BREAKDOWN

Season	1999					CAREER					HR by CITY
	AVG.	AB	H	HR	RBI	AVG.	AB	H	HR	RBI	
	.256	453	116	10	53	.264	478	126	10	55	
Anaheim	.231	26	6	1	2	.231	26	6	1	2	1
Baltimore	.154	26	4	1	2	.154	26	4	1	2	1
Boston	.056	18	1	1	2	.056	18	1	1	2	0
Chicago	.350	40	14	0	4	.360	50	18	0	5	0
Cleveland	.250	40	10	1	5	.255	47	12	1	5	1
Detroit	.195	41	8	2	5	.229	48	11	2	6	1
Kansas City	-	-	-	-	-	-	-	-	-	-	5
Minnesota	.267	30	8	1	2	.267	30	8	1	2	0
New York	.385	26	10	2	6	.385	26	10	2	6	0
Oakland	.190	42	8	0	2	.209	43	9	0	2	0
Seattle	.432	44	19	1	8	.432	44	19	1	8	1
Tampa Bay	.320	25	8	0	3	.320	25	8	0	3	0
Texas	.167	12	2	0	2	.167	12	2	0	2	0
Toronto	.391	23	9	0	3	.391	23	9	0	3	0
Chicago	.250	12	3	0	1	.250	12	3	0	1	0
Cincinnati	.091	11	1	0	1	.091	11	1	0	1	0
Houston	.000	0	0	0	0	.000	0	0	0	0	0
Milwaukee	.077	13	1	0	1	.077	13	1	0	1	0
Pittsburgh	.231	13	3	0	0	.231	13	3	0	0	0
St. Louis	.091	11	1	0	4	.091	11	1	0	4	0
Home	.250	200	50	5	29	.267	217	58	5	31	
Road	.261	253	66	5	24	.261	261	68	5	24	
Before ASG	.286	287	82	6	35	.286	287	82	6	35	
After ASG	.205	166	34	4	18	.230	191	44	4	20	
vs. LHP	.278	97	27	2	12	.282	103	29	2	12	
vs. RHP	.250	356	89	8	41	.259	375	97	8	43	
RISP	.264	129	34	3	44	.272	136	37	3	45	
Bases Loaded	.375	8	3	0	9	.375	8	3	0	9	
Pinch Hitter	-	-	-	-	-	1.000	1	1	0	0	
Desig. Hitter	-	-	-	-	-	-	-	-	-	-	
April	.254	71	18	3	8	.254	71	18	3	8	
May	.364	99	36	2	14	.364	99	36	2	14	
June	.237	93	22	1	13	.237	93	22	1	13	
July	.216	88	19	1	6	.216	88	19	1	6	
August	.246	57	14	3	9	.246	57	14	3	9	
Sept./Oct.	.156	45	7	0	3	.243	70	17	0	5	

Royals .300 Hitters

The Royals 31-year history has produced 17 different .300 hitters as the magical .300 plateau has been reached 42 times. George Brett hit .300 on 11 different occasions to head the exclusive list. Kansas City has had a .300 hitter in 24 of the 31 seasons.

1969- none	1983- Hal McRae, .311
1970- Lou Piniella, .301	George Brett, .310
1971- Amos Otis, .301	1984- Hal McRae, .303
1972- Lou Piniella, .312	Willie Wilson, .301
Richie Scheinblum, .300	1985- George Brett, .335
1973- Amos Otis, .300	1986- none
1974- Hal McRae, .310	1987- Kevin Seitzer, .323
1975- George Brett, .308	Danny Tartabull, .309
Hal McRae, .306	1988- George Brett, .306
1976- George Brett, .333	Kevin Seitzer, .304
Hal McRae, .332	1989- none
1977- George Brett, .312	1990- George Brett, .329
Al Cowens, .312	1991- Danny Tartabull, .316
1978- none	1992- none
1979- George Brett, .329	1993- none
Willie Wilson, .315	1994- Wally Joyner, .311
1980- George Brett, .390	Felix Jose, .303
Willie Wilson, .326	1995- Wally Joyner, .310
John Wathan, .305	1996- Jose Offerman, .303
1981- George Brett, .314	1997- none
Willie Wilson, .303	1998- Jose Offerman, .315
1982- Willie Wilson, .332	Hal Morris, .309
Hal McRae, .308	1999- Mike Sweeney, .322
George Brett, .301	Joe Randa, .314
	Johnny Damon, .307

49**CHRIS FUSSELL**
RIGHT-HANDED PITCHER

Ht.: 6-2; **Wt.:** 200
Bats: Right; **Throws:** Right
Opening Day Age: 23
Born: 5-19-76 at Oregon, OH
Resides: Oregon, OH
Acquired: Obtained from Baltimore Orioles in exchange for Jeff Conine, 4-2-99
Contract Status: Signed thru 2000
M.L. Service: 108 days

**1999**

- ◆ Chris was obtained by the Royals just prior to the start of the 1999 regular season from Baltimore in exchange for Jeff Conine...split the season between Triple-A and the big leagues.
- ◆ opened the year in the Pacific Coast League with Omaha...posted a 10-3 record and a 3.54 ERA in 14 games including 13 starts for the Golden Spikes...allowed just 66 hits in 81.1 innings while fanning 80.
- ◆ recalled by Kansas City on May 16 and made his Royals debut that night as a starter at Seattle...suffered a 5-1 loss when he allowed 4 runs on 8 hits over 6.0 innings.
- ◆ remained in the rotation and made 7 starts through June 26...was 0-4 with an 8.44 ERA, allowing 30 earned runs in 32.0 innings.
- ◆ optioned to Omaha on June 27 and remained at the Triple-A level until being recalled on August 14.
- ◆ named the Pacific Coast League Pitcher of the Week July 12-18.
- ◆ worked out of the bullpen upon his return to the big leagues, making 8 straight relief appearances from August 14-September 11.
- ◆ worked 3.1 innings of relief at Boston on September 2 for his 1st career save...came back 3 days later vs. Toronto and notched his 2nd save with a scoreless inning of relief.
- ◆ was 0-4 with a 7.82 ERA in 8 starts and 0-1 with 2 saves and a 4.18 ERA in 9 relief outings (13 ER in 28.0 IP)... allowed just 7 earned runs in his first 26.2 innings of relief, a 2.36 ERA, before giving up 6 runs at Oakland on September 19 in his final outing of the season.
- ◆ the Royals were 2-6 in his 8 starts...they supported him with 44 runs, or an average of 5.5 runs/start.
- ◆ opponent logged a .329 batting average against him...left-handed batters posted a .316 average (30-for-95), while right-handers hit at a .339 clip (42-for-124).

1998

- ◆ recalled by the Orioles on Sept. 11...made his major league debut Sept. 18 in a start against Texas...was charged with 3 earned runs in 5.0 innings and did not receive a decision in the Orioles 6-5 loss.
- ◆ made his 2nd start of the season at Boston and suffered his 1st big league loss, allowing 4 earned runs in 1.2 innings.

Minor League Notes

- ◆ Chris was selected by Baltimore in the 9th round of the 1994 June Draft...signed by Earl Wynn.
- ◆ fanned 65 batters in 56.1 innings in the Gulf Coast League in 1994.
- ◆ led the Appalachian League in wins and strikeouts in 1995 and was 2nd in ERA...tabbed as the rookie league's top prospect in a poll of managers and was named to the league's post-season All-Star Team and the *Baseball America* short season All-Star squad.

CHRIS FUSSELL

◆ selected as the Orioles 4th best prospect by *Baseball America* in 1996...was the starting pitcher in the Carolina/California Leagues All-Star Game...went on the Disabled List on July 13 with to a sore right shoulder...missed the remainder of the season.

◆ advanced to the Double-A level with Bowie in 1997.

Miscellaneous Notes

◆ **Christopher Wren Fussell** is single...graduated from Clay (OH) High in 1994...named all-league, all-district, all-Ohio and all-America...played in the Little League World Series in 1988.

YEAR CLUB	W-L	ERA	G	GS	CG	SHO	SV	IP	H	R	ER	BB	SO
1994 Gulf Coast	2-3	4.15	14	8	0	0	0	56.1	53	30	26	24	65
1995 Bluefield	*9-1	2.19	12	12	1	1	0	65.2	37	18	16	32	*98
1996 Frederick	5-2	2.81	15	14	1	1	0	86.1	71	36	27	44	94
1997 Bowie	1-8	7.11	19	18	0	0	0	82.1	102	71	65	58	71
Frederick	3-3	3.96	9	9	1	1	0	50.0	42	23	22	31	54
1998 Bowie	3-7	4.26	18	18	0	0	0	93.0	87	54	44	52	84
Rochester	5-2	3.99	10	10	0	0	0	58.2	50	30	26	28	51
Baltimore	0-1	8.38	3	2	0	0	0	9.2	11	9	9	9	8
1999 Omaha	10-3	3.54	14	13	1	1	0	81.1	66	35	32	27	80
KANSAS CITY	0-5	7.39	17	8	0	0	2	56.0	72	51	46	36	37
M.L. Totals	0-6	7.54	20	10	0	0	2	65.2	83	60	55	45	45

1994 Selected by Baltimore Orioles in the 9th round of the June Free Agent Draft...signed by Earl Wynn.

1999 Obtained by Royals from Baltimore in exchange for 1B Jeff Conine on April 2.

M.L. BATTING TOTALS

	AVG.	AB	H	HR	RBI
M.L. Totals	.000	0	0	0	0

CAREER FIELDING

POSITION	PCT.	G	PO	A	E	TC	DP
Pitcher	.786	20	3	8	3	14	4

1999 AND CAREER BREAKDOWN

Season	1999									CAREER								
	W	L	S	ERA	G	IP	H	ER		W	L	S	ERA	G	IP	H	ER	
Season	0	5	2	7.39	17	56.0	72	46		0	6	2	7.54	20	65.2	83	55	
Anaheim	0	1	0	3.86	2	11.2	11	5		0	1	0	3.86	2	11.2	11	5	
Baltimore	0	0	0	6.00	1	6.0	8	4		0	0	0	6.00	1	6.0	8	4	
Boston	0	0	1	2.70	1	3.1	4	1		0	1	1	9.00	2	5.0	7	5	
Chicago	-	-	-	-	-	-	-	-		-	-	-	-	-	-	-	-	
Cleveland	0	0	0	27.00	1	2.0	2	6		0	0	0	27.00	1	2.0	2	6	
Detroit	-	-	-	-	-	-	-	-		-	-	-	-	-	-	-	-	
Kansas City	-	-	-	-	-	-	-	-		-	-	-	-	-	-	-	-	
Minnesota	0	0	0	0.00	1	2.2	2	0		0	0	0	0.00	1	2.2	2	0	
New York	0	0	0	18.00	2	1.0	2	2		0	0	0	9.00	3	4.0	6	4	
Oakland	0	1	0	40.50	1	1.1	4	6		0	1	0	40.50	1	1.1	4	6	
Seattle	0	2	0	6.35	2	11.1	15	8		0	2	0	6.35	2	11.1	15	8	
Tampa Bay	0	0	0	5.68	2	6.1	8	4		0	0	0	5.68	2	6.1	8	4	
Texas	0	0	0	0.00	1	2.1	3	0		0	0	0	3.68	2	7.1	7	3	
Toronto	0	1	1	13.50	2	3.1	5	5		0	1	1	13.50	2	3.1	5	5	
St. Louis	0	0	0	9.64	1	4.2	8	5		0	0	0	9.64	1	4.2	8	5	
Home	0	1	1	8.39	9	24.2	33	23		0	1	1	7.71	11	32.2	41	28	
Road	0	4	1	6.61	8	31.1	39	23		0	5	1	7.36	9	33.0	42	27	
Before ASG	0	4	0	8.44	7	32.0	43	30		0	4	0	8.44	7	32.0	43	30	
After ASG	0	1	2	6.00	10	24.0	29	16		0	2	2	6.68	13	33.2	40	25	
Starter	0	4	0	7.82	8	38.0	49	33		0	5	0	8.06	10	44.2	56	40	
Reliever	0	1	2	6.50	9	18.0	23	13		0	1	2	6.43	10	21.0	27	15	
April	-	-	-	-	-	-	-	-		-	-	-	-	-	-	-	-	
May	0	3	0	5.29	3	17.0	20	10		0	3	0	5.29	3	17.0	20	10	
June	0	1	0	12.00	4	15.0	23	20		0	1	0	12.00	4	15.0	23	20	
July	-	-	-	-	-	-	-	-		-	-	-	-	-	-	-	-	
August	0	0	0	4.00	3	9.0	10	4		0	0	0	4.00	3	9.0	10	4	
Sept./Oct.	0	1	2	7.20	7	15.0	19	12		0	2	2	7.66	10	24.2	30	21	

FUSSELL'S BESTS

Season	Game
W 0	Low Hit —
ERA 7.39—1999	SO 6—at Ana., 5-29-99
SV 2—1999	
IP 56.0—1999	
SO 37—1999	
Win Streak 0	

73

JAY GEHRKE

RIGHT-HANDED PITCHER

(NON-ROSTER PLAYER)

Ht.: 6-6; Wt.: 225

Bats: Right; Throws: Right

Opening Day Age: 22

Born: 11-1-77 in Fargo, ND

Resides: Scottsdale, AZ

Acquired: Selected as a sandwich pick between the 1st and 2nd rounds (32nd overall) of 1999 June Free Agent Draft

Contract Status: Signed thru 2000**M.L. Service:** 0 days (Rookie)**1999**

◆ Jay spent his 1st professional season with the Royals short-season Class A club, the Spokane Indians, in the Northwest League.

◆ posted an 0-3 record with a 5.59 ERA in 32 games, all in relief, for the Northwest League champions.

◆ earned a spot on the league's post-season All-Star team after pacing the loop with 13 saves in 15 save opportunities.

◆ tied for 1st in the league in games pitched (32), games finished (32) and was 2nd with 33 relief points.

◆ fanned 33 batters in 29.0 innings of work.

◆ did not allow a run in 9 games from July 11-26, notching 6 saves in that span.

◆ pitched in the Florida Instructional League following the season.

Minor League Notes

◆ Jay was selected by the Royals as a sandwich pick between the 1st and 2nd rounds (the 32nd overall pick) of the 1999 June Free Agent Draft...signed by Bob Bishop...the Royals received the pick as compensation for losing free agent 2nd baseman Jose Offerman to the Boston Red Sox.

Miscellaneous Notes

◆ **Jay Gregory Gehrke** is single...graduated from Fargo (ND) North High School in 1996...lettered in baseball, football and hockey.

◆ attended Arizona State University in Tempe as a freshman and sophomore...played in the College World Series with the Sun Devils in 1998.

◆ transferred to Pepperdine University in Malibu, CA for his junior campaign...named 1st team all-West Coast Conference and 1st team all-America in 1999 after posting a 0.86 ERA with 37 strikeouts in 31.1 innings of relief...saved 18 of the 31 games in which he appeared... his 18 saves led the nation.

YEAR	CLUB	W-L	ERA	G	GSCG	SHO	SV	IP	H	R	ER	BB	SO
1999	Spokane	0-3	5.59	+32	0	0	0*13	29.0	34	21	18	21	33

*-Led League +Tied for League Lead

1999 Selected by Royals between the 1st and 2nd rounds (32nd overall) of the June Free Agent Draft...signed by Bob Bishop.

Did You Know...

the National Baseball Hall of Fame and Museum, located in Cooperstown, New York, is open every day of the year except Thanksgiving, Christmas and New Year's Day. Hours are 9:00 a.m. to 9:00 p.m. from May 1 to October 31 and 9:00 p.m. to 5:00 p.m. from November 1 to April 30.

7

JEREMY GIAMBI

1ST BASEMAN/OUTFIELDER

Ht.: 6-0; **Wt.:** 200
Bats: Left; **Throws:** Left
Opening Day Age: 25
Born: 9-30-74 in San Jose, CA
Resides: Covina, CA
Acquired: Selected in 6th round of 1996 June Free Agent Draft
Contract Status: Signed thru 2000
M.L. Service: 1 year, 18 days



1999

- ◆ Jeremy began the season at the Triple-A level, but registered more than half of the season in the big leagues in his rookie campaign.
- ◆ finished his rookie season with a .285 average, 3 home runs and 34 RBI in 90 big league contests.
- ◆ struggled with a left hamstring strain in spring training and began the season on the 15-day Disabled List...began a rehab. assignment at Triple-A Omaha on April 28...recalled from his rehab. stint on May 15...optioned to Omaha in the Pacific Coast League the next day.
- ◆ batted at a .346 clip with the Golden Spikes with 12 home runs and 28 RBI in 35 games, earning a promotion to Kansas City on June 6.
- ◆ had a 20-game hitting streak at Omaha snapped on May 29.
- ◆ was hitless in his 1st big league game of the season on June 6, then logged 6 hits in his next 10 at-bats over 3 games.
- ◆ collected a career-high 3 RBI on 2 occasions: June 22 vs. Detroit and June 25 vs. Cleveland.
- ◆ stroked a career-high 4 hits vs. New York on September 8, falling just a triple shy of the cycle.
- ◆ tallied a run in 7 consecutive games from September 4-13, scoring 9 runs total in that stretch.
- ◆ hit .292 with no homers and 6 RBI against southpaws and .283 with 3 round trippers and 28 RBI vs. right-handed pitchers.
- ◆ logged a .991 fielding pct. in 26 games as a 1st baseman, committing 2 errors, and did not make an error in 5 outfield appearances.

1998

- ◆ won the PCL batting title and led all minor leaguers with a .372 average and a .469 on-base pct. despite being hampered with a mid-season hamstring injury.
- ◆ played in the Triple-A All-Star game, named the PCL Rookie of the Year, earned a spot on the league's post-season All-Star team and was selected to the 1998 Topps/NAPBL Class AAA All-Star team.
- ◆ named the Best Batting Prospect in the PCL, the league's 4th best prospect and the Royals 5th best prospect by *Baseball America*.
- ◆ earned PCL Player of the Week honors for August 17-23.
- ◆ contract was purchased by Kansas City on September 1.
- ◆ stroked a double off Toronto's Kelvim Escobar on September 2 for his 1st major league hit.
- ◆ 1st big league home run came at Texas on Sept. 8 off Tim Crabtree.

Minor League Notes

- ◆ Jeremy was the Royals 6th round pick in the 1996 June Free Agent Draft...signed by Gary Johnson.
- ◆ led the Northwest League in walks and on-base percentage (.440), tied for 1st in runs and was 3rd in stolen bases at Spokane in 1996.

JEREMY GIAMBI

◆ earned Royals co-Minor League Player of the Year honors with Dee Brown in 1997...hit .326-16-73 between Lansing and Wichita.

Miscellaneous Notes

◆ **Jeremy Dean Giambi** is single...graduated from South Hills High in West Covina, CA in 1992...attended Cal State-Fullerton...played on the Titans National Championship squad in 1995.

◆ brother, Jason, plays for the Oakland Athletics.

YEAR CLUB	AVG.	G	AB	R	H	2B	3B	HR	RBI	BB	SO	SB
1996 Spokane	.273	67	231	+58	63	17	0	6	39	*61	32	22
1997 Lansing	.336	31	116	33	39	11	1	5	21	23	16	5
Wichita	.321	74	268	50	86	15	1	11	52	44	47	4
1998 Omaha	*.372	96	325	68	121	21	2	20	66	57	64	8
KANSAS CITY	.224	18	58	6	13	4	0	2	8	11	9	0
1999 Omaha	.346	35	127	31	44	5	1	12	28	31	30	1
KANSAS CITY	.285	90	288	34	82	13	1	3	34	40	67	0
M.L. Totals	.275	108	346	40	95	17	1	5	42	51	76	0

*-Led League +-Tied for League Lead

1996 Selected by the Royals in 6th round in the June Free Agent Draft, signed by Gary Johnson.

CAREER FIELDING

POSITION	PCT.	G	PO	A	E	TC	DP
1st Base	.991	26	208	8	2	218	22
Outfield	1.000	14	19	1	0	20	0

1999 AND CAREER BREAKDOWN

Season	1999					CAREER					HR by
	AVG.	AB	H	HR	RBI	AVG.	AB	H	HR	RBI	CITY
Season	.285	288	82	3	34	.275	346	95	5	42	
Anaheim	.214	14	3	0	1	.238	21	5	0	1	0
Baltimore	.091	22	2	0	2	.091	22	2	0	2	0
Boston	.188	16	3	0	1	.188	16	3	0	1	0
Chicago	.278	18	5	0	0	.241	29	7	0	2	0
Cleveland	.276	29	8	0	4	.286	42	12	1	7	1
Detroit	.308	26	8	0	6	.242	33	8	0	6	0
Kansas City	-	-	-	-	-	-	-	-	-	-	2
Minnesota	.217	23	5	1	2	.217	23	5	1	2	0
New York	.385	13	5	1	1	.385	13	5	1	1	0
Oakland	.370	27	10	0	3	.345	29	10	0	4	0
Seattle	.357	14	5	0	4	.294	17	5	0	5	0
Tampa Bay	.526	19	10	0	4	.526	19	10	0	4	0
Texas	.389	18	7	0	2	.407	27	11	1	3	1
Toronto	.214	14	3	1	3	.200	20	4	1	3	1
Chicago	.000	1	0	0	0	.000	1	0	0	0	0
Cincinnati	.000	4	0	0	0	.000	4	0	0	0	0
Houston	.182	11	2	0	0	.182	11	2	0	0	0
Milwaukee	.000	2	0	0	0	.000	2	0	0	0	0
Pittsburgh	.000	7	0	0	0	.000	7	0	0	0	0
St. Louis	.600	10	6	0	1	.600	10	6	0	1	0
Home	.378	156	59	2	24	.337	184	62	2	28	
Road	.174	132	23	1	10	.204	162	33	3	14	
Before ASG	.275	109	30	1	13	.275	109	30	1	13	
After ASG	.291	179	52	2	21	.274	237	65	4	29	
vs. LHP	.292	48	14	0	6	.273	55	15	0	9	
vs. RHP	.283	240	68	3	28	.275	291	80	5	33	
RISP	.259	81	21	1	30	.247	93	23	1	36	
Bases Loaded	.375	8	3	0	7	.300	10	3	0	9	
Pinch Hitter	.200	10	2	0	1	.167	12	2	0	1	
Desig. Hitter	.283	173	49	1	22	.281	196	55	2	24	
April	-	-	-	-	-	-	-	-	-	-	
May	-	-	-	-	-	-	-	-	-	-	
June	.306	72	22	1	12	.306	72	22	1	12	
July	.260	73	19	0	6	.260	73	19	0	6	
August	.270	89	24	1	9	.270	89	24	1	9	
Sept./Oct.	.315	54	17	1	7	.268	112	30	3	15	

GIAMBI'S BESTS

	Season		Game
AVG.	.285--1999	H	4--vs. N.Y., 9-8-99
H	82--1999	HR	1--5 times, last:
HR	3--1999		vs. N.Y., 9-8-99
RBI	34--1999	RBI	3--twice, vs. Det., 6-22-99
SB	0		and vs. Cle., 6-25-99
Hit Streak	5--1999	SB	0

54**TYLER GREEN**
RIGHT-HANDED PITCHER

Ht.: 6-5; **Wt.:** 215
Bats: Right; **Throws:** Right
Opening Day Age: 30
Born: 2-18-70 in Springfield, OH
Resides: Franklin, TN
Acquired: Signed as a free agent,
11-10-99
Contract Status: Signed thru 2000
M.L. Service: 4 years, 71 days

**1999**

- ◆ Tyler spent the season rehabbing from right elbow surgery that took place in October of 1998.
- ◆ went to spring training as part of the Philadelphia Phillies 40-man roster, but opened the season on the Disabled List.
- ◆ began a rehab. assignment at Triple-A Scranton on June 6...reinstated to the Phillies active roster on June 24 and was outrighted that same day to Scranton, where he pitched for the rest of the year.
- ◆ logged a 4-6 record and a 7.69 ERA in 19 games, including 7 starts in the International League.

Career Notes

- ◆ Tyler has spent his entire career in the Philadelphia Phillies organization...owns a big league record of 18-25 with a 5.16 ERA.
- ◆ named to the National League All-Star squad as a rookie in 1995.
- ◆ last big league win came on June 26, 1998 vs. Tampa Bay.

1998

- ◆ reached career highs in nearly every pitching category except wins and ERA.
- ◆ tossed 8.1 innings at Cincinnati on April 27, his longest outing since going 8.2 frames on June 25, 1995.
- ◆ struck out a career-high 10 batters on 2 occasions: May 8 vs. Arizona and June 21 at Chicago.
- ◆ on the Disabled List from July 29-August 27 with swelling in his right elbow...had a bone spur removed from his right elbow and had his right shoulder capsule thermally reduced by Dr. Craig Morgan on October 23.

1997

- ◆ continued rehab of his right shoulder, beginning the season on the Disabled List...activated on June 1 and optioned to Triple-A Scranton...recalled by the Phillies on July 13.
- ◆ walked a career-high 8 batters on July 14 at Atlanta, his 1st big league start since September 8, 1995 vs. Houston and his 1st big league appearance since June 30, 1995 vs. Atlanta.
- ◆ did not allow more than 3 earned runs in 10 of his 14 starts.

1996

- ◆ spent the entire season on the Disabled List...bothered by tendinitis in his right shoulder on February 25...an MRI revealed a SLAP lesion...underwent arthroscopic surgery on the shoulder, performed by Dr. Craig Morgan on April 5.

1995

- ◆ earned his 1st Major League win on May 5 at Atlanta by a 9-4 score.

TYLER GREEN

- ◆ recorded his 1st big league hit and RBI on May 20 vs. New York, a double off Blas Minor.
- ◆ tossed consecutive complete games May 25 vs. San Francisco (6 IP) and May 30 vs. Los Angeles.
- ◆ notched his 1st Major League (and professional) shutout May 30 vs. Los Angeles, a 7-hit, 5-0 win...blanked the Dodgers again on June 10 at Los Angeles, 3-0.
- ◆ selected to the National League All-Star team, becoming the 1st Phillies rookie pitcher to be selected since Ray Culp (1963) and the 1st Phillie rookie since Juan Samuel (1984).
- ◆ belted his 1st big league home run on August 23 off San Diego's Glenn Dishman.
- ◆ was 8-4 with a 2.81 ERA in 14 starts prior to the All-Star break and 0-5 with a 10.68 ERA in 12 games following the break.

1993

- ◆ began the season in the Phillies bullpen...made his Major League debut April 9 vs. Chicago.
- ◆ optioned to Scranton on April 13 after that 1 appearance.
- ◆ tossed a no-hitter for Scranton on July 4 vs. Ottawa, a 3-1 win.
- ◆ recalled by the Phillies on July 30...made his 1st big league start August 1 vs. Pittsburgh...optioned to Scranton on August 12 after 2 starts.
- ◆ named the International League Pitcher of the Week for August 22-28.

Minor League Notes

- ◆ Tyler was selected by the Philadelphia Phillies in the 1st round (the 10th pick overall) of the 1991 June Free Agent Draft...signed by Jerry Lafferty.
- ◆ made 3 starts for Batavia before a promotion to Clearwater on July 18, 1991 in his 1st professional season...season ended early because of a mild strain in his right elbow.
- ◆ named the Phillies Best Prospect and the Best Pitching Prospect in the Eastern League by *Baseball America* in 1992 while pitching for Reading...promoted to Scranton on June 29...did not pitch after July 13 due to tendinitis in his right shoulder.
- ◆ named the Phillies best prospect by *Baseball America* again in 1993.
- ◆ named the Phillies best prospect by *Baseball America* for the 3rd time in 1994 while playing the entire season for Triple-A Scranton...led the International League in losses, runs, earned runs, hit batters (12) and walks.

Miscellaneous Notes

- ◆ **Tyler Scott Green** is married to Lynne....they have 1 child, Amanda (12-28-99).
- ◆ graduated from Thomas Jefferson High School in Denver, CO...played Little League, Babe Ruth and American Legion baseball.
- ◆ attended Wichita State University and was a member of the 1989 Junior Olympic team...currently ranks 8th on WSU's career strikeouts list with 284 from 1989-91 and recorded the 3rd highest single season strikeout total in WSU history with 134 strikeouts in 1991...owns the Shockers lone 9-inning no-hitter.

GREEN'S BESTS

	Season		Game
W	8—1995	Low-Hit	4—vs. S.F.,
ERA	4.93—1997		5-25-95 (6 IP);
SV	0		5—at L.A., 6-10-95
IP	162.0—1994	SO	10—twice, vs. Ariz.
SO	113—1998		5-8-98 and at Chi.
Win Streak	4—1995		Cubs, 6-21-98

TYLER GREEN

YEAR	CLUB	W-L	ERA	G	GSC	CG	SHO	SV	IP	H	R	ER	BB	SO
1991	Batavia	1-0	1.20	3	3	0	0	0	15.0	7	2	2	6	19
	Clearwater	2-0	1.30	2	2	0	0	0	13.0	3	2	2	8	20
1992	Reading	6-3	1.88	12	12	0	0	0	62.1	46	16	13	20	67
	Scranton	0-1	6.10	2	2	0	0	0	10.1	7	7	7	12	15
1993	Philadelphia	0-0	7.36	3	2	0	0	0	7.1	16	9	6	5	7
	Scranton	6-10	3.95	28	14	4	0	0	118.1	102	62	52	43	87
1994	Scranton	7- [*] 16	5.56	27	26	4	0	0	162.0	179	[*] 110	[*] 100	[*] 77	95
1995	Philadelphia	8-9	5.31	26	25	4	2	0	140.2	157	86	83	66	85
1996	Philadelphia	Injured - Did Not Play												
1997	Scranton	4-8	6.10	12	12	3	0	0	72.1	80	54	49	29	40
	Philadelphia	4-4	4.93	14	14	0	0	0	76.2	72	50	42	45	58
1998	Philadelphia	6-12	5.03	27	27	0	0	0	159.1	142	97	89	85	113
1999	Scranton	4-6	7.69	19	7	1	0	0	50.1	78	47	43	24	31
M.L. Totals		18-25	5.16	70	68	4	2	0	384.0	387	242	220	201	263

*-Led League

1991 Selected by Philadelphia Phillies in the 1st round (10th overall) of the June Free Agent Draft...signed by Jerry Lafferty.

1999 Signed by Royals as a free agent, November 10.

ALL-STAR GAME RECORD

YEAR	CLUB, SITE	W-L	ERA	G	GSC	CG	SHO	SV	IP	H	R	ER	BB	SO
1995	N.L., Tex.	0-0	0.00	1	0	0	0	0	1.0	2	0	0	0	1

M.L. BATTING TOTALS

	AVG.	AB	H	HR	RBI
M.L. Totals	.222	113	22	1	10

CAREER FIELDING

POSITION	PCT.	G	PO	A	E	TC	DP
Pitcher	.893	70	27	40	8	75	4

1999 AND CAREER BREAKDOWN

Season	1999								CAREER							
	W	L	S	ERA	G	IP	H	ER	W	L	S	ERA	G	IP	H	ER
Season	-	-	-	-	-	-	-	-	18	25	0	5.16	70	384.0	387	220
Anaheim	-	-	-	-	-	-	-	-	-	-	-	-	-	-	-	-
Baltimore	-	-	-	-	-	-	-	-	0	0	0	2.70	1	6.2	2	2
Boston	-	-	-	-	-	-	-	-	-	-	-	-	-	-	-	-
Chicago	-	-	-	-	-	-	-	-	-	-	-	-	-	-	-	-
Cleveland	-	-	-	-	-	-	-	-	-	-	-	-	-	-	-	-
Detroit	-	-	-	-	-	-	-	-	0	1	0	7.11	1	6.1	7	5
Kansas City	-	-	-	-	-	-	-	-	-	-	-	-	-	-	-	-
Minnesota	-	-	-	-	-	-	-	-	-	-	-	-	-	-	-	-
New York	-	-	-	-	-	-	-	-	0	0	0	4.91	2	11.0	12	6
Oakland	-	-	-	-	-	-	-	-	-	-	-	-	-	-	-	-
Seattle	-	-	-	-	-	-	-	-	-	-	-	-	-	-	-	-
Tampa Bay	-	-	-	-	-	-	-	-	1	0	0	0.00	1	7.0	3	0
Texas	-	-	-	-	-	-	-	-	-	-	-	-	-	-	-	-
Toronto	-	-	-	-	-	-	-	-	1	0	0	5.14	1	7.0	5	4
Arizona	-	-	-	-	-	-	-	-	1	0	0	3.38	1	8.0	3	3
Atlanta	-	-	-	-	-	-	-	-	3	2	0	3.47	8	46.2	44	18
Chicago	-	-	-	-	-	-	-	-	1	0	0	6.32	4	15.2	20	11
Cincinnati	-	-	-	-	-	-	-	-	1	2	0	4.72	4	26.2	24	14
Colorado	-	-	-	-	-	-	-	-	1	2	0	8.00	3	18.0	17	16
Florida	-	-	-	-	-	-	-	-	0	3	0	10.19	5	17.2	27	20
Houston	-	-	-	-	-	-	-	-	0	1	0	4.12	4	19.2	22	9
Los Angeles	-	-	-	-	-	-	-	-	2	4	0	3.92	6	41.1	41	18
Milwaukee	-	-	-	-	-	-	-	-	0	1	0	6.00	1	6.0	5	4
Montreal	-	-	-	-	-	-	-	-	1	1	0	2.63	4	24.0	22	7
New York	-	-	-	-	-	-	-	-	3	4	0	6.02	8	43.1	50	29
Philadelphia	-	-	-	-	-	-	-	-	-	-	-	-	-	-	-	-
Pittsburgh	-	-	-	-	-	-	-	-	0	2	0	7.18	5	26.1	37	21
St. Louis	-	-	-	-	-	-	-	-	2	0	0	5.12	3	19.1	16	11
San Diego	-	-	-	-	-	-	-	-	1	0	0	8.74	3	11.1	15	11
San Fran.	-	-	-	-	-	-	-	-	0	2	0	4.50	5	22.0	15	11
Home	-	-	-	-	-	-	-	-	9	12	0	5.79	33	177.1	198	114
Road	-	-	-	-	-	-	-	-	9	13	0	4.62	37	206.2	189	106
Before ASG	-	-	-	-	-	-	-	-	14	9	0	3.94	32	198.2	170	87
After ASG	-	-	-	-	-	-	-	-	4	16	0	6.46	38	185.1	217	133
Starter	-	-	-	-	-	-	-	-	18	25	0	5.07	68	381.1	380	215
Reliever	-	-	-	-	-	-	-	-	0	0	0	16.81	2	2.2	7	5
April	-	-	-	-	-	-	-	-	2	3	0	4.72	7	34.1	31	18
May	-	-	-	-	-	-	-	-	5	4	0	4.73	12	72.1	72	38
June	-	-	-	-	-	-	-	-	7	1	0	2.69	11	80.1	57	24
July	-	-	-	-	-	-	-	-	1	8	0	6.75	14	76.0	85	57
August	-	-	-	-	-	-	-	-	2	3	0	5.31	13	61.0	72	36
Sept./Oct.	-	-	-	-	-	-	-	-	1	6	0	7.05	13	60.0	70	47

(NON-ROSTER PLAYER)**Ht.:** 5-10; **Wt.:** 185**Bats:** Right; **Throws:** Right**Opening Day Age:** 22**Born:** 8-8-77 in Dallas, TX**Resides:** Dallas, TX**Acquired:** Selected in 5th round of 1996 June Free Agent Draft**Contract Status:** Signed thru 2000**M.L. Service:** 0 days (Rookie)**1999**

◆ Jeremy was a non-roster invite to the Royals big league camp and spent the entire season with the club's Class A affiliate in Wilmington.

◆ was the starting catcher for the Blue Rocks in their run as co-champions of the Carolina League.

◆ hit .234 in 92 games with 4 home runs, 37 runs scored and 27 RBI.

◆ threw out 29 of 119 runners attempting to steal, a 24 percent success rate.

Minor League Notes

◆ Jeremy was selected by the Royals in the 5th round of the 1996 June Free Agent draft...signed by Terry Wetzel.

◆ assigned to the Gulf Coast League Royals in his 1st professional season of 1996...hit just .178 in 31 games.

◆ advanced to Spokane in the Northwest League for the 1997 campaign...batted at a .283 clip with 3 home runs and 29 RBI in 60 contests for the Indians.

◆ logged his 3rd professional season in 1998 with the Lansing Lugnuts in the Class A Midwest League...recorded a .240 batting average with 4 home runs and 37 RBI in 86 contests...threw out 36 of 95 runners attempting to steal, a 38 percent rate.

Miscellaneous Notes

◆ **Jeremy Dee Hill** is single...graduated from W.T. White High School in Dallas in 1996...earned 1st team all-state honors as both a junior and senior.

YEAR	CLUB	AVG.	G	AB	R	H	2B	3B	HR	RBI	BB	SO	SB
1996	Gulf Coast	.178	31	90	4	16	6	0	0	4	12	17	0
1997	Spokane	.283	60	187	35	53	12	1	3	29	25	53	1
1998	Lansing	.240	86	288	25	69	12	1	4	37	15	75	4
1999	Wilmington	.234	92	304	37	71	12	1	4	27	38	75	2

1996 Selected by the Royals in 5th round in the June Free Agent Draft, signed by Terry Wetzel.

Royals 20-Game Winners

Wins	Pitcher	Age	Year
23	Bret Saberhagen	25	1989
22	Steve Busby	25	1974
21	Dennis Leonard	27	1978
20	Paul Splittorff	26	1973
20	Dennis Leonard	26	1977
20	Dennis Leonard	29	1980
20	Bret Saberhagen	21	1985

4**RAY HOLBERT****INFIELDER**

Ht.: 6-0; **Wt.:** 185
Bats: Right; **Throws:** Right
Opening Day Age: 29
Born: 9-25-70 in Torrance, CA
Resides: Glendale, AZ
Acquired: Signed as a minor league free agent, 11-16-98
Contract Status: Signed thru 2000
M.L. Service: 1 year, 125 days

**1999**

- ◆ Ray spent the 1st half of the season at the Triple-A level with the Omaha Golden Spikes, but provided solid infield backup play for the Royals over the season's final 2 months.
- ◆ batted at a .297 clip with 4 home runs, 26 runs scored, 12 RBI and 13 steals in 33 games in Pacific Coast League.
- ◆ hit .280 with 14 runs and 5 RBI in 34 games at the big league level.
- ◆ contract was purchased by the parent Royals on July 27...made his Kansas City debut that night vs. Seattle.
- ◆ picked up his 1st hit as a Royal on August 8 vs. Minnesota.
- ◆ appeared in just 8 games from July 27-August 22, logging only a dozen at-bats.
- ◆ pressed into everyday duty in late August when shortstop Rey Sanchez and then 2nd baseman Carlos Febles were injured...started 23 of 25 games from August 23-September 17.
- ◆ recorded the first 3-hit game of his career at Minnesota August 27.
- ◆ swiped 7 bases in 11 attempts, including 2 on September 2 at Boston and 2 more on September 5 vs. Toronto.
- ◆ collected a career-high 4 hits vs. Toronto on September 5.
- ◆ hit safely in a career-high 6 straight games from September 5-14, going 11-for-25, .440, during the hot stretch with 3 doubles and 5 runs scored.
- ◆ batted .235 against lefties and .289 vs. right-handed hurlers.
- ◆ hit at just a .190 clip (4-for-21) with runners in scoring position.
- ◆ fielded at a .978 clip with 1 error in 11 games at 2nd base and .987 with 1 error in 22 games at shortstop...also made 1 appearance at 3rd base.

Career Notes

- ◆ Ray has played in 112 games at the big league level, 63 of which came with San Diego in the 1995 campaign.
- ◆ has hit 2 big league home runs, 1 of which was a grand slam.

1998

- ◆ played for 4 clubs in 2 organizations during the season...contract was purchased by Atlanta from Triple-A Richmond on April 10.
- ◆ went 2-for-15, .133, in 8 games for the Braves, his 1st big league action since 1995.
- ◆ designated for assignment on May 6...refused his outright assignment, electing free agency on May 13.
- ◆ signed a minor league contract with the Montreal Expos on May 18 and assigned to Ottawa.
- ◆ contract was purchased by Montreal on July 17 and was outrighted back to the Triple-A level on July 23.

RAY HOLBERT

1995

- ◆ spent the entire season with the Padres except for a brief rehab. stint at Triple-A Las Vegas.
- ◆ belted his 1st major league home run, a grand slam, on July 17 vs. Cincinnati's C.J. Nitkowski...his first 4 big league RBI also came on that blast.

1994

- ◆ spent 12 days in May at the big league level with the Padres.
- ◆ made his big league debut on May 2 at Philadelphia...1st hit came on May 9 vs. Cincinnati as a pinch hitter.

Minor League Notes

- ◆ Ray was selected in the 3rd round of the 1988 June Free Agent Draft by the San Diego Padres...signed by Damon Oppenheimer.
- ◆ led Waterloo with 133 games played in 1990.
- ◆ helped High Desert to the California League championship in 1991, batting at a .264 clip.
- ◆ batted at a .283 clip for Wichita in 1992 in his 1st season at the AA level...missed 3 weeks in July with a broken left little finger.
- ◆ spent his 2nd full season with Wichita in 1993...ranked 3rd in the Texas League with 30 stolen bases.
- ◆ hit .300 in his 1st season at the Triple-A level in 1994, including a .332 average from May 30 through the remainder of the season.
- ◆ acquired by the Houston Astros in exchange for Pedro A. Martinez on October 10, 1995.
- ◆ limited to only 28 games for Houston's Triple-A Tucson affiliate due to a variety of injuries in 1996...started the season on the D.L. with a strained right hamstring...played in only 2 games before re-aggravating the leg and returning to the D.L...returned to the Disabled List on June 6 with a ligament strain in his right knee and missed the remainder of the season.
- ◆ signed by the Tigers to a minor league contract on Nov. 26, 1996.
- ◆ hit .242 in 109 games for the Tigers AAA club in Toledo in 1997.
- ◆ signed by the Braves as a 6-year minor league free agent on December 3, 1997.

Miscellaneous Notes

- ◆ **Ray Arthur Holbert III** is married to Cecilia...they have 2 children, Robert (11-14-82) and Daniel (9-11-99).
- ◆ graduated from Jordan (CA) High School in 1988 where he earned all-state honors in baseball as a senior and set career records in hits, steals and runs scored.

YEAR CLUB	AVG.	G	AB	R	H	2B	3B	HR	RBI	BB	SO	SB
1988 Gulf Coast	.259	49	170	38	44	1	0	3	19	37	32	20
1989 Waterloo	.115	117	354	37	55	7	1	0	20	41	99	13
1990 Waterloo	.204	133	411	51	84	10	1	3	37	51	117	16
1991 High Desert	.264	122	386	76	102	14	2	4	51	56	83	19
1992 Wichita	.283	95	304	46	86	7	3	2	23	42	68	26
1993 Wichita	.260	112	388	56	101	13	5	5	48	54	87	30
1994 Las Vegas	.300	118	426	68	128	21	5	8	52	50	99	27
San Diego	.200	5	5	1	1	0	0	0	0	0	4	0
1995 San Diego	.178	63	73	11	13	2	1	2	5	8	20	4
Las Vegas	.115	9	26	3	3	1	0	0	3	5	10	1
1996 Tucson	.247	28	97	13	24	3	2	0	10	7	19	4
1997 Toledo	.242	109	372	43	90	18	7	7	37	32	109	16
1998 Richmond	.000	1	1	1	0	0	0	0	0	2	1	0
Atlanta	.133	8	15	2	2	0	0	0	1	2	4	0
Ottawa	.308	86	266	38	82	17	4	2	25	29	66	10
Montreal	.000	2	5	0	0	0	0	0	0	0	1	0
1999 Omaha	.297	33	128	26	38	4	0	4	12	12	35	13
Gulf Coast	.188	5	16	5	3	2	0	0	1	1	4	1
KANSAS CITY	.280	34	100	14	28	3	0	0	5	8	20	7
N.L. Totals	.163	78	98	14	16	2	1	2	6	10	29	4
A.L. Totals	.280	34	100	14	28	3	0	0	5	8	20	7
M.L. Totals	.222	112	198	28	44	5	1	2	11	18	49	11

RAY HOLBERT

- 1988 Selected by the San Diego Padres in the 3rd round of the June Free Agent Draft.
 1995 Obtained by Houston Astros from San Diego in exchange for Pedro A. Martinez, October 10.
 1996 Signed by Detroit Tigers as a minor league free agent, November 26.
 1997 Signed by Atlanta Braves as a minor league free agent, December 3.
 1998 Signed by Montreal Expos as a minor league free agent, May 18.
 1998 Signed by Royals as a minor league free agent, November 16.

CAREER FIELDING

POSITION	PCT.	G	PO	A	E	TC	DP
2nd Base	.982	19	19	36	1	56	5
3rd Base	.000	1	0	0	0	0	0
Shortstop	.962	60	61	115	7	183	31
Outfield	.000	1	0	0	0	0	0

1999 AND CAREER BREAKDOWN

Season	1999					CAREER					HR by
	AVG.	AB	H	HR	RBI	AVG.	AB	H	HR	RBI	CITY
Season	.280	100	28	0	5	.222	198	44	2	11	
Anaheim	.176	17	3	0	0	.176	17	3	0	0	0
Baltimore	.308	13	4	0	2	.308	13	4	0	2	0
Boston	.150	20	3	0	1	.150	20	3	0	1	0
Chicago	-	-	-	-	-	-	-	-	-	-	-
Cleveland	-	-	-	-	-	-	-	-	-	-	-
Detroit	.000	3	0	0	0	.000	3	0	0	0	0
Kansas City	-	-	-	-	-	-	-	-	-	-	0
Minnesota	.429	14	6	0	1	.429	14	6	0	1	0
New York	.286	7	2	0	1	.286	7	2	0	1	0
Oakland	.500	4	2	0	0	.500	4	2	0	0	0
Seattle	.500	4	2	0	0	.500	4	2	0	0	0
Tampa Bay	-	-	-	-	-	-	-	-	-	-	-
Texas	.250	8	2	0	0	.250	8	2	0	0	0
Toronto	.400	10	4	0	0	.400	10	4	0	0	0
Arizona	-	-	-	-	-	.000	0	0	0	0	0
Atlanta	-	-	-	-	-	.125	8	1	0	0	0
Chicago	-	-	-	-	-	.000	3	0	0	0	0
Cincinnati	-	-	-	-	-	.250	16	4	1	4	0
Colorado	-	-	-	-	-	.143	7	1	0	1	0
Florida	-	-	-	-	-	.667	3	2	0	0	0
Houston	-	-	-	-	-	.200	10	2	0	0	0
Los Angeles	-	-	-	-	-	.000	3	0	0	0	0
Milwaukee	-	-	-	-	-	-	-	-	-	-	-
Montreal	-	-	-	-	-	.000	4	0	0	0	0
New York	-	-	-	-	-	.000	1	0	0	0	0
Philadelphia	-	-	-	-	-	.100	10	1	0	0	0
Pittsburgh	-	-	-	-	-	.000	12	0	0	0	0
St. Louis	-	-	-	-	-	.333	3	1	0	0	0
San Diego	-	-	-	-	-	-	-	-	-	-	1
San Francisco	-	-	-	-	-	.222	18	4	1	1	1
Home	.279	61	17	0	3	.238	105	25	1	7	
Road	.282	39	11	0	2	.204	93	19	1	4	
Before ASG	-	-	-	-	-	.109	46	5	0	1	
After ASG	.280	100	28	0	5	.257	152	39	2	10	
vs. LHP	.235	17	4	0	0	.175	63	11	2	5	
vs. RHP	.289	83	24	0	5	.244	135	33	0	6	
RISP	.190	21	4	0	5	.128	39	5	1	10	
Bases Loaded	.000	2	0	0	1	.200	5	1	1	5	
Pinch Hitter	.000	2	0	0	0	.100	20	2	0	0	
Desig. Hitter	-	-	-	-	-	-	-	-	-	-	
April	-	-	-	-	-	.214	14	3	0	1	
May	-	-	-	-	-	.118	17	2	0	0	
June	-	-	-	-	-	.000	9	0	0	0	
July	.000	1	0	0	0	.179	39	7	1	4	
August	.256	43	11	0	4	.256	43	11	0	4	
Sept./Oct.	.304	56	17	0	1	.276	76	21	1	2	

HOLBERT'S BESTS

	Season		Game
AVG.	.280--1999	H	4--vs. Tor., 9-5-99
H	28--1999	HR	1--twice, last: at S.F., 9-27-95
HR	2--1995		
RBI	5--1995 & 1999	RBI	4--vs. Cin., 7-17-95
SB	7--1999	SB	2--3 times, last: vs. Tor., 9-5-99
Hit Streak	6--1999		

76**EDWIN HURTADO****RIGHT-HANDED PITCHER****(NON-ROSTER PLAYER)****Ht.:** 6-3; **Wt.:** 215**Bats:** Right; **Throws:** Right**Opening Day Age:** 30**Born:** 2-1-70 in Barquisimeto, Ven.**Resides:** Carabobo, Ven.**Acquired:** Signed as a free agent,
1-27-00**Contract Status:** Signed thru 2000**M.L. Service:** 1 year, 71 days**1999**

- ◆ Edwin completed his 2nd season with the Orix BlueWave in Japan's Pacific League.
- ◆ posted a 4-2 record with 4 saves and a 2.29 ERA in 34 games as the Blue Wave finished the campaign with a 68-65 record.
- ◆ played on the same team against former U.S. players Troy Neel, Robert Perez and Willie Banks.

Career Notes

- ◆ Edwin last pitched at the big league level with Seattle in 1997...he also saw action with Toronto in 1995 and with the Mariners in 1996, logging an 8-9 record and 6.67 ERA in 43 contests.

1997

- ◆ began the season with Seattle...notched his only big league win of the season in relief on April 8 vs. Cleveland, working 2.1 innings.
- ◆ optioned to Tacoma on April 29...recalled by Seattle on July 17.
- ◆ made his only big league start of the season on July 17 vs. Minnesota and took the loss, allowing 6 earned runs in 4.1 innings.
- ◆ optioned to Tacoma on August 1.

1996

- ◆ split the season between Seattle and Tacoma (AAA)...began the year with the Mariners and was the winning pitcher on Opening Night in a 3-2, 12-inning win over Chicago, tossing 2.0 scoreless innings.
- ◆ notched his 1st big league save on April 18 vs. Detroit when he tossed 4.0 shutout frames.
- ◆ optioned to Triple-A on May 15...recalled on June 10...optioned back on June 22 after 3 appearances.
- ◆ underwent surgery on July 24 to remove bone chips from his right elbow...the surgery was performed by Dr. Larry Pedegana.
- ◆ recalled from Tacoma and placed on the 60-day Disabled List on September 1.

1995

- ◆ recalled by Toronto from Double-A Knoxville on May 22 and made his big league debut that day vs. Kansas City...did not allow a run in 2.0 innings, fanning 3.
- ◆ optioned to Knoxville on June 2...recalled for a 2nd time on July 7.
- ◆ 1st Major League win came at Seattle on July 16 in relief...tossed 6.2 innings, allowing just 1 run, a solo home run by Jay Buhner.
- ◆ made initial Major League start July 21 vs. Seattle...won 4-3, tossing 7.0 innings and allowing 3 runs.
- ◆ recorded his 1st big league complete game July 27 vs. Minnesota.
- ◆ traded by the Blue Jays to Seattle with Paul Menhart in exchange for pitcher Bill Risley and infielder Miguel Cairo on December 18.

EDWIN HURTADO

Minor League Notes

- ◆ Edwin was originally signed by the Toronto Blue Jays as a free agent on December 10, 1990.
- ◆ spent his first 2 professional campaigns pitching for Santo Domingo in the Dominican Summer League...was 3rd in the league in ERA and strikeouts in 1991 while leading the staff in wins, starts and innings... was a perfect 11-0 in 1992...led the division in strikeouts and was 3rd in the league in ERA.
- ◆ pitched for St. Catharines in 1993...was 2nd in the New York-Penn League in innings, tied for 3rd in wins and was 7th in ERA.
- ◆ made 16 starts for Hagerstown in 1994...notched his first 2 saves.
- ◆ released by Seattle March 3, 1997 and elected to play in Japan... recorded an 8-5 record with 7 saves and a 3.74 ERA for Orix.

Miscellaneous Notes

- ◆ Edwin Amilgar Hurtado is married to Mariel.

YEAR	CLUB	W-L	ERA	G	GS	CG	SHO	SV	IP	H	R	ER	BB	SO
1991	Santo Domingo	7-1	1.61	13	13	2	1	0	84.0	59	21	15	48	92
1992	Santo Domingo	11-0	1.36	16	15	2	1	0	92.0	65	17	14	37	110
1993	St. Catharines	10-2	2.50	15	15	3	1	0	101.1	69	34	28	34	87
1994	Hagerstown	11-2	2.95	33	16	1	0	2	134.1	118	53	44	46	121
1995	Knoxville	2-4	4.45	11	11	0	0	0	54.2	54	34	17	25	38
	Toronto	5-2	5.45	14	10	1	0	0	77.2	81	50	47	40	33
1996	Seattle	2-5	7.74	16	4	0	0	2	47.2	61	42	41	30	36
	Tacoma	1-2	3.73	5	4	0	0	0	31.1	23	13	13	12	26
1997	Seattle	1-2	9.00	13	1	0	0	0	19.0	25	19	19	15	10
	Tacoma	10-6	3.88	20	20	5	3	0	132.1	139	60	57	37	100
1998	Orix (Japan)	8-5	3.74	49	-	-	-	7	113.0	53	-	47	54	73
1999	Orix (Japan)	4-2	2.29	34	-	-	-	4	63.0	53	-	16	39	44
M.L. Totals		8-9	6.67	43	15	1	0	2	144.1	167	111	107	85	79

1990 Signed by Toronto Blue Jays as a free agent, December 10.

1995 Obtained by the Seattle Mariners with pitcher Paul Menhart from Toronto in exchange for pitcher Bill Risley and infielder Miguel Cairo, December 18.

1998 Signed by Orix BlueWave of the Japanese Professional League.

2000 Signed by the Royals as a free agent, January 27.

M.L. BATTING TOTALS

	AVG.	AB	H	HR	RBI
M.L. Totals	.000	0	0	0	0

CAREER FIELDING

POSITION	PCT.	G	PO	A	E	TC	DP
Pitcher	1.000	43	8	22	0	30	5

CAREER BREAKDOWN

Season	W	L	S	ERA	G	IP	H	ER
Anaheim	0	0	0	9.00	1	3.0	6	3
Baltimore	0	1	0	13.50	2	8.0	11	12
Boston	0	2	0	4.97	5	12.2	17	7
Chicago	1	0	0	1.80	3	10.0	11	2
Cleveland	1	1	0	4.76	6	17.0	14	9
Detroit	1	1	1	5.00	4	18.0	22	10
Kansas City	0	1	0	15.43	4	7.0	11	12
Minnesota	1	0	1	6.86	5	21.0	25	16
New York	1	1	0	6.00	4	9.0	7	6
Oakland	0	0	0	6.75	2	4.0	6	3
Seattle	2	0	0	2.63	2	13.2	12	4
Tampa Bay	-	-	-	-	-	-	-	-
Texas	1	0	0	5.63	1	8.0	6	5
Toronto	0	1	0	12.15	2	6.2	9	9
Milwaukee	0	1	0	12.79	2	6.1	10	9
Home	4	6	1	7.00	23	79.2	98	62
Road	4	3	1	6.26	20	64.2	69	45
Before ASG	3	6	2	7.59	27	64.0	83	54
After ASG	5	3	0	5.94	16	80.1	84	53
Starter	4	5	0	7.35	15	85.2	101	70
Reliever	4	4	2	5.68	28	58.2	66	37
April	2	4	1	8.49	16	35.0	46	33
May	1	2	0	5.49	7	19.2	19	12
June	0	0	1	9.82	3	7.1	14	8
July	3	1	0	4.32	9	33.1	34	16
August	2	2	0	6.46	7	46.0	49	33
Sept./Oct.	0	0	0	15.00	1	3.0	5	5

HURTADO'S BESTS

Season

W	5—1995
ERA	5.45—1995
SV	2—1996
IP	77.2—1995
SO	36—1996
Win Streak	3—1995

Game

Low-Hit	7—vs. Min., 7-27-95
SO	5—3 times, last: at Tor., 6-25-96

19**BRIAN JOHNSON****CATCHER**

Ht.: 6-2; **Wt.:** 210
Bats: Right; **Throws:** Right
Opening Day Age: 32
Born: 1-8-68 in Oakland, CA
Resides: Detroit, MI
Acquired: Signed as a free agent, 12-14-99
Contract Status: Signed thru 2000 with a club option for 2001
M.L. Service: 5 years, 164 days

**1999**

- ◆ Brian hit .231 with 5 home runs and 18 RBI in 45 games including 26 starts in his 1st season with the Cincinnati Reds.
- ◆ spent from June 14-July 31 on the Disabled List while recovering from arthroscopic surgery to remove loose bodies in his right knee.
- ◆ made 6 appearances for Triple-A Indianapolis while on a rehab. assignment.
- ◆ was 1 of 8 Reds players to combine for 9 home runs on September 4 at Philadelphia, establishing the National League record for homers in a game and the Major League single-game record most players with at least 1 home run.
- ◆ Reds pitchers went 11-15 in his 26 starts behind the plate and posted a 4.93 ERA overall while he caught.
- ◆ threw out 6 of 20 runners (30 percent) attempting to steal.
- ◆ released by the Reds on October 8.

Career Notes

- ◆ Brian has played at the big league level with 4 different clubs, seeing action with San Diego (1994-96), Detroit (1997), San Francisco (1997-98) and Cincinnati (1999).
- ◆ has been on a playoff team in each of the past 4 seasons, helping San Diego and San Francisco to the N.L. Western Division titles in 1996 and '97 respectively, then the Giants and the Reds to a playoff game for the wild card spot in 1998 and '99.
- ◆ has belted 3 grand slams during his career and has hit 2 home runs in a game on 3 occasions.

1998

- ◆ made a career-high 85 starts at catcher for the Giants while matching his career high with 13 home runs.
- ◆ logged 2 stints on the Disabled List twice, with a hairline fracture in his right hand (May 9-19) and a fractured right thumb (July 22-August 6).
- ◆ put together a career-high 12-game hitting streak from May 24-June 10, batting at a .362 clip with 8 home runs and 14 RBI.
- ◆ connected for 2 home runs in a game on 2 occasions: May 31 vs. Arizona and June 3 vs. Cincinnati.

1997

- ◆ established career highs in nearly every offensive category including homers, RBI, runs scored, at-bats, hits, triples and games played.
- ◆ belted 2 of the Giants biggest home runs of the season during the stretch drive...hit a leadoff homer in the bottom of the 12th on Sept. 18 vs. Los Angeles that gave the Giants a 6-5 win and a tie with the Dodgers for the division lead...hit a solo home run in the top of the 9th at Colorado on Sept. 24 in a 4-3 Giants win.

BRIAN JOHNSON

- ◆ recorded his 1st career 2-home run game on July 30 vs. the Mets.
- ◆ started all 3 games of the NLDS vs. Florida...only hit was a solo home run off Al Leiter in Game 2.

1996

- ◆ led all Major League catchers with a 3.21 ERA while he was behind the plate (minimum 340 innings).
- ◆ established a career high with 5 RBI on April 7 at Houston.
- ◆ belted his 3rd career grand slam on May 24 at New York off Blas Minor.
- ◆ started games 1 and 3 in the NLDS vs. St. Louis...was 3-for-4 with 2 runs scored in Game 3.

1995

- ◆ spent his 1st full season in the big leagues...only 2 National League catchers, Tom Pagnozzi and Benito Santiago, played as many games behind the plate (55) and made fewer errors (3).
- ◆ hit his 2nd career grand slam, a pinch-hit, game-winning shot off the Cubs Randy Myers at Wrigley Field on May 14.

1994

- ◆ began the season with the Padres and made his Major League debut as a pinch-hitter on April 5...made his 1st start April 9 vs. Florida.
- ◆ singled off the Mets' Eric Hillman on April 18 for his 1st big league hit...connected for his 1st big league round tripper on June 18 off Houston's Shane Reynolds.
- ◆ hit his 1st career grand slam July 1 off the Mets' Rogers Mason.
- ◆ stroked a pinch-hit game-winning home run in the bottom of the 9th off Colorado's Bruce Ruffin on June 25.

Minor League Notes

- ◆ Brian was selected by the New York Yankees in the 16th round of the 1989 June Free Agent draft...signed by Greg Orr.
- ◆ signed his 1st professional contract on July 7, 1989 and played in 17 games for the Gulf Coast League Yankees...appeared in games at catcher for the 1st time since high school.
- ◆ led South Atlantic League catchers with 752 putouts and 844 total chances at Class A Greensboro in 1990.
- ◆ selected by the Padres in the Rule 5 draft following the '91 season.
- ◆ spent the 1992 campaign at Double-A Wichita in his 1st year in the Padres organization...hit .545 with 3 homers and 9 RBI in the Texas League playoffs, leading the Wranglers to the league championship.
- ◆ in his 1st season at the Triple-A level in 1993, was named Las Vegas' Most Valuable Player and a Pacific Coast League all-star...hit .339 to lead all Padres minor leaguers, finishing 5th in the loop...also ranked 7th among the league leaders with a .524 slugging percentage and 8th with a .400 on-base percentage...was the Topps' PCL Player of the Month for July after hitting .444 with 3 homers and 18 RBI...posted a club-record 9 consecutive hits from July 3-4.

Miscellaneous Notes

- ◆ **Brian David Johnson** is married to Sarah.
- ◆ graduated from Skyline High School in Oakland, CA in 1986...named California Athlete of the Year for 3 straight years from 1984-86.
- ◆ earned a degree in political science from Stanford University, where he hit .296 and played 6 positions while helping the Cardinal win the College World Series in both 1987 and '88.
- ◆ also played quarterback for the Stanford football team...was 8-3 as a starting quarterback.
- ◆ taught clinics for underprivileged youth while with the Giants.
- ◆ won the John Moores Award for outstanding community service by a member of the Padres in 1996...also nominated for the Branch Rickey Award.

BRIAN JOHNSON

◆ is a blue belt in Tae Kwon Do.

◆ has worked for a consulting firm, the Kaleidoscope group, tutoring students at Chicago's Galileo Elementary School in the off season.

YEAR	CLUB	AVG.	G	AB	R	H	2B	3B	HR	RBI	BB	SO	SB
1989	GCL Yankees	.361	17	61	7	22	1	1	0	8	4	5	0
1990	Greensboro	.238	137	496	58	118	15	0	7	51	57	65	4
1991	Albany	.000	2	8	0	0	0	0	0	0	0	2	0
	Ft. Lauderdale	.239	113	394	35	94	19	0	1	44	34	67	4
1992	Wichita	.290	75	245	30	71	20	0	3	26	22	32	3
1993	Las Vegas	.339	115	416	58	141	35	6	10	71	41	53	0
1994	San Diego	.247	36	93	7	23	4	1	3	16	5	21	0
	Las Vegas	.216	15	51	6	11	1	0	2	9	8	6	0
1995	San Diego	.251	68	207	20	52	9	0	3	29	11	39	0
1996	San Diego	.272	82	243	18	66	13	1	8	35	4	36	0
1997	Detroit	.237	45	139	13	33	6	1	2	18	5	19	1
	Toledo	.143	7	21	0	3	2	0	0	1	0	2	0
	San Francisco	.279	56	179	19	50	7	2	11	27	14	26	0
1998	San Francisco	.239	98	306	34	73	8	1	13	34	28	66	0
	Fresno	.316	5	19	4	6	1	0	2	3	1	5	0
1999	Indianapolis	.211	6	19	2	4	3	0	0	4	1	3	0
	Cincinnati	.231	45	117	12	27	7	0	5	18	9	31	0
A.L.	Totals	.237	45	139	13	33	6	1	2	18	5	19	1
N.L.	Totals	.254	386	1147	110	291	48	5	43	159	71	220	0
M.L.	Totals	.252	431	1286	123	324	54	6	45	177	76	239	1

DIVISION SERIES RECORD

YEAR	CLUB, OPP	AVG.	G	AB	R	H	2B	3B	HR	RBI	BB	SO	SB
1996	S.D. vs. St.L.	.375	2	8	2	3	1	0	0	0	0	1	0
1997	S.F. vs. Fla.	.100	3	10	2	1	0	0	1	1	1	4	0
NLDS	Totals	.222	5	18	4	4	1	0	1	1	1	5	0

1989 Selected by the New York Yankees in the 16th round of the June Free Agent Draft.. signed by Greg Orr.

1991 Selected by the San Diego Padres in the Major League Rule 5 draft, December 9.

1996 Obtained by Detroit Tigers with P Willie Blair from San Diego in exchange for P Joey Eischen and P Cam Smith, December 17.

1997 Obtained by San Francisco Giants from Detroit in exchange for C Marcus Jensen, July 16.

1999 Signed by Cincinnati Reds as a free agent, January 11.

1999 Signed by Royals as a free agent, December 14.

CAREER FIELDING

POSITION	PCT.	G	PO	A	E	TC	DP
Catcher	.993	377	2378	145	18	2541	19
1st Base	.963	10	26	0	1	27	2
3rd Base	-	1	0	0	0	0	0
Outfield	1.000	1	1	0	0	1	0

JOHNSON'S BESTS

	Season	Game
AVG.	.272--1996	3--15 times, last: at Col., 5-19-99
H	83--1997	
HR	13--1997 & 1998	2--3 times, last: vs. Cin., 6-3-98
RBI	45--1997	
SB	1--1997	RBI 5--at Hou., 4-7-96
Hit Streak	12--1998	SB 1--at Tex., 4-21-97

Royals Clinching Dates

Year	No.	Date	Details
1976	160	Oct. 1	KC lost to Minnesota 4-3 while Oakland lost to California 2-0.
1977	151	Sept. 23	KC defeated California 7-3 at Anaheim (Leonard over Simpson.)
1978	158	Sept. 26	KC defeated Seattle 4-1 at Royals Stadium (Gura over Abbott).
1980	145	Sept. 17	KC defeated California 5-0 at Royals Stadium (Leonard over Botting).
1984	160	Sept. 28	KC defeated Oakland 6-5 at Oakland (Leibrandt over Burris).
1985	161	Oct. 5	KC defeated Oakland 5-4 at Royals Stadium (Quisenberry over Howell).

BRIAN JOHNSON

1999 AND CAREER BREAKDOWN

Season	1999					CAREER					HR by CITY
	AVG.	AB	H	HR	RBI	AVG.	AB	H	HR	RBI	
Anaheim	-	-	-	-	-	.074	27	2	1	2	0
Baltimore	-	-	-	-	-	.308	13	4	1	4	0
Boston	-	-	-	-	-	.625	8	5	0	0	0
Chicago	-	-	-	-	-	.111	9	1	0	1	0
Cleveland	.500	6	3	0	2	.308	13	4	0	2	0
Detroit	-	-	-	-	-	-	-	-	-	-	2
Kansas City	1.000	2	2	0	0	.267	15	4	0	0	0
Minnesota	.333	3	1	0	0	.263	19	5	1	6	0
New York	-	-	-	-	-	.333	3	1	0	0	0
Oakland	-	-	-	-	-	.333	27	9	0	6	0
Seattle	-	-	-	-	-	.375	16	6	0	1	0
Tampa Bay	-	-	-	-	-	-	-	-	-	-	-
Texas	-	-	-	-	-	.208	24	5	0	2	0
Toronto	-	-	-	-	-	.000	8	0	0	0	0
Arizona	.333	6	2	0	2	.333	36	12	5	12	2
Atlanta	.273	11	3	0	2	.239	67	16	0	5	0
Chicago	.300	10	3	1	2	.242	66	16	3	10	1
Cincinnati	-	-	-	-	-	.324	68	22	6	18	7
Colorado	.444	9	4	1	4	.300	80	24	3	9	2
Florida	.000	1	0	0	0	.140	43	6	0	7	0
Houston	.000	4	0	0	0	.206	102	21	4	16	2
Los Angeles	.000	4	0	0	0	.292	96	28	2	9	0
Milwaukee	.000	6	0	0	0	.189	37	7	0	2	0
Montreal	.000	1	0	0	0	.123	57	7	1	2	0
New York	.250	12	3	1	1	.333	102	34	8	23	2
Philadelphia	.111	9	1	1	1	.297	74	22	3	10	3
Pittsburgh	.286	14	4	0	1	.276	105	29	3	10	1
St. Louis	.000	10	0	0	0	.210	81	17	2	8	2
San Diego	.000	5	0	0	0	.140	50	7	0	4	7
San Francisco	.250	4	1	1	3	.250	40	10	2	8	14
Home	.235	68	16	3	12	.266	625	166	25	86	
Road	.224	49	11	2	6	.239	661	158	20	91	
Before ASG	.275	80	22	4	15	.254	716	182	26	112	
After ASG	.135	37	5	1	3	.249	570	142	19	65	
vs. LHP	.267	60	16	3	10	.260	407	106	13	55	
vs. RHP	.193	57	11	2	8	.248	879	218	32	122	
RISP	.286	35	10	1	14	.224	343	77	9	127	
Bases Loaded	.000	1	0	0	1	.282	39	11	3	37	
Pinch Hitter	.167	12	2	0	1	.286	56	16	2	12	
Desig. Hitter	-	-	-	-	-	.000	2	0	0	0	
March/April	.161	31	5	2	4	.208	207	43	5	28	
May	.297	37	11	2	9	.267	225	60	12	45	
June	.500	12	6	0	2	.297	209	62	7	23	
July	-	-	-	-	-	.249	197	49	8	35	
August	.130	23	3	0	1	.247	227	56	5	21	
Sept./Oct.	.143	14	2	1	2	.244	221	54	8	25	

Royals At The All-Star Break

Year	Record	Pos.	GB	Year	Record	Pos.	GB
1969	41-55	6th	18.5	1985	44-42	3rd	7.5
1970	33-52	4th	22.5	1986	40-48	4th	8.5
1971	43-41	2nd	11.5	1987	46-41	T2nd	2
1972	44-45	4th	11	1988	46-41	3rd	7.5
1973	55-46	2nd	2.5	1989	49-37	3rd	3.5
1974	47-47	3rd	7	1990	36-45	7th	15.5
1975	47-41	2nd	8.5	1991	34-44	7th	9.5
1976	51-31	1st	+7	1992	37-50	5th	16.0
1977	51-38	2nd	2.5	1993	44-42	2nd	1.0
1978	44-40	2nd	1	1994	45-42	3rd	7.5
1979	44-47	4th	1	1995	33-32	2nd	12.0
1980	47-33	1st	+8.5	1996	38-50	5th	14.5
1981	20-30	5th	12	1997	36-46	4th	9.0
1982	47-37	2nd	1	1998	38-48	3rd	12.5
1983	37-36	4th	4.5	1999	35-52	4th	21.0
1984	39-44	5th	4				

NOTE: **Bold Face** denotes Western Division Championship years.

64**JUSTIN LAMBER**
LEFT-HANDED PITCHER

Ht.: 6-0; **Wt.:** 210
Bats: Right; **Throws:** Left
Opening Day Age: 23
Born: 5-22-76 in Ridgewood, NJ
Resides: Hackensack, NJ
Acquired: Selected in 17th round of 1997 June Free Agent Draft
Contract Status: Signed thru 2000
M.L. Service: 0 days (Rookie)

**1999**

- ◆ Justin pitched the entire season for the Royals Class A affiliate at Wilmington in the Carolina League...helped the Blue Rocks to a share of the Mills Cup title.
- ◆ logged a 5-3 record with a 3.67 ERA in 39 contests...primarily pitched in relief, logging 6 saves, but also made a pair of starts.
- ◆ allowed 68 hits while fanning 67 batters in 68.2 innings of work.
- ◆ pitched for San Juan in the Puerto Rican Winter League following the regular season...posted an 0-1 record in 21 relief outings with a 4.64 ERA, fanning 23 batters while allowing just 17 hits in 21.1 innings of work.

Minor League Notes

- ◆ Justin was selected by the Royals in the 17th round of the 1997 June Free Agent Draft...signed by Bob Carter.
- ◆ pitched for Spokane in the Northwest League in his 1st professional season...fanned 40 batters in just 27.1 innings for the Indians.
- ◆ advanced to Wilmington for the 1998 campaign...made 32 appearances, all in relief...struck out 68 batters in just 53.1 innings while allowing 43 hits.
- ◆ has whiffed 175 batters in 149.1 innings during his 3-year minor league career.

Miscellaneous Notes

- ◆ **Justin Daniel Lamber** is single...graduated from Hackensack (NJ) High School in 1994.
- ◆ attended the University of Richmond...pitched in the Cape Cod League between his sophomore and junior seasons.

YEAR	CLUB	W-L	ERA	G	GSCG	SHO	SV	IP	H	R	ER	BB	SO
1997	Spokane	1-1	4.28	25	0	0	4	27.1	24	14	13	20	40
1998	Wilmington	2-2	3.38	32	0	0	2	53.1	43	21	20	29	68
1999	Wilmington	5-3	3.67	39	2	0	6	68.2	68	29	28	33	67

1997 Selected by Royals in 17th round of the June Free Agent Draft...signed by Bob Carter.

Royals Catchers Profiles

Catcher	ERA	IP	ER	SB	C-CS	P-CS	PKOF	C-CS%
Chad Kreuter	5.54	767.1	472	68	30	6	0	30.6
Tim Spehr	5.38	454.2	272	35	5	3	0	12.5
Sal Fasano	4.38	176.2	86	7	3	0	0	30.0
Mike Sweeney	5.73	22.0	14	1	2	0	0	66.7
Totals	5.35	1420.2	844	111	40	9	0	26.5

35

DAVID LUNDQUIST

RIGHT-HANDED PITCHER

Ht.: 6-2; Wt.: 200
 Bats: Right; Throws: Right
 Opening Day Age: 26
 Born: 6-4-73 in Beverly, MA
 Resides: Hickory, NC
 Acquired: Claimed off waivers from
 Chicago White Sox, 10-20-99
 Contract Status: Signed thru 2000
 M.L. Service: 78 days



1999

- ◆ David earned a spot on the Chicago White Sox Opening Day roster, his 1st stint at the big league level.
- ◆ appeared in 17 big league contests, posting a 1-1 record with an 8.59 ERA.
- ◆ optioned to Triple-A Charlotte on June 20...tossed 3.2 scoreless innings for the Knights.
- ◆ season ended prematurely when he suffered a torn labrum in his right shoulder...underwent arthroscopic surgery in late August.

Minor League Notes

- ◆ David was selected by the Chicago White Sox in the 5th round of the 1993 June Free Agent Draft...signed by Mike Sgobba.
- ◆ tied for the team lead in wins and was 2nd in strikeouts at rookie Sarasota in his 1st professional season of 1993.
- ◆ led Class A Hickory in wins, starts, shutouts, innings and was 2nd in strikeouts in 1994...posted wins in 7 straight starts from June 14-July 20, posting a 1.33 ERA (8 ER in 54.0 IP)...named the South Atlantic League Player of the Week for July 3-9.
- ◆ led Class A South Bend and ranked 2nd in the Midwest League with 5 complete games in 1995.
- ◆ made a combined 8 starts at Sarasota and Class A Prince William in 1996.
- ◆ split the 1997 season between Class A Winston-Salem and Double-A Birmingham...combined to average 7.9 strikeouts per 9.0 innings.
- ◆ made 3 stops in the White Sox organization in 1998, combining to go 5-1 with 12 saves and a 3.24 ERA in 51 relief appearances in 1998...worked exclusively out of the bullpen for the 1st time.

Miscellaneous Notes

- ◆ **David Bruce Lundquist, Jr.** is married...wife's name is Marla.
- ◆ graduated from Carson City (NV) High School...attended UNLV and Cochise Community College in Douglas, AZ.

YEAR	CLUB	W-L	ERA	G	GSCG	SHO	SV	IP	H	R	ER	BB	SO
1993	Sarasota	5-3	3.14	11	10	0	0	63.0	70	26	22	15	40
1994	Hickory	13-10	3.48	27	27	3	2	178.2	170	88	69	43	133
1995	South Bend	8-4	3.58	18	18	5	1	118.0	107	54	47	38	60
1996	Sarasota	1-1	2.63	3	3	0	0	13.2	8	4	4	2	16
	Prince William	0-2	5.67	5	5	0	0	27.0	31	17	17	14	23
1997	Winston-Salem	3-1	6.75	20	6	0	0	48.0	65	41	36	23	39
	Birmingham	0-0	8.78	7	0	0	0	13.1	26	20	13	5	15
1998	Winston-Salem	1-0	2.53	6	0	0	0	10.2	9	4	3	3	9
	Birmingham	1-1	3.29	33	0	0	10	41.0	28	15	15	15	41
	Calgary	3-0	3.60	12	0	0	2	15.0	12	6	6	7	12
1999	Chicago (AL)	1-1	8.59	17	0	0	0	22.0	28	21	21	12	18
	Charlotte	0-0	0.00	3	0	0	0	3.2	3	0	0	1	4
M.L. Totals		1-1	8.59	17	0	0	0	22.0	28	21	21	12	18

DAVID LUNDQUIST

1993 Selected by Chicago White Sox in the 5th round of the June Free Agent Draft...signed by Mike Sgobba.

1999 Claimed by Royals off waivers from the Chicago White Sox, October 20.

M.L. BATTING TOTALS

	AVG.	AB	H	HR	RBI
M.L. Totals	.000	0	0	0	0

CAREER FIELDING

POSITION	PCT.	G	PO	A	E	TC	DP
Pitcher	.000	17	1	2	0	3	0

1999 AND CAREER BREAKDOWN

Season	1999								CAREER							
	W	L	S	ERA	G	IP	H	ER	W	L	S	ERA	G	IP	H	ER
Season	1	1	0	8.59	17	22.0	28	21	1	1	0	8.59	17	22.0	28	21
Anaheim	1	0	0	0.00	1	2.0	1	0	1	0	0	0.00	1	2.0	1	0
Baltimore	0	1	0	27.00	2	1.1	1	4	0	1	0	27.00	2	1.1	1	4
Boston	0	0	0	54.00	1	0.1	0	2	0	0	0	54.00	1	0.1	0	2
Chicago	-	-	-	-	-	-	-	-	-	-	-	-	-	-	-	-
Cleveland	0	0	0	5.40	3	6.2	8	4	0	0	0	5.40	3	6.2	8	4
Detroit	0	0	0	4.50	1	2.0	3	1	0	0	0	4.50	1	2.0	3	1
Kansas City	0	0	0	3.00	2	3.0	3	1	0	0	0	3.00	2	3.0	3	1
Minnesota	-	-	-	-	-	-	-	-	-	-	-	-	-	-	-	-
New York	0	0	0	27.00	1	1.1	3	4	0	0	0	27.00	1	1.1	3	4
Oakland	-	-	-	-	-	-	-	-	-	-	-	-	-	-	-	-
Seattle	0	0	0	0.00	1	1.0	0	0	0	0	0	0.00	1	1.0	0	0
Tampa Bay	0	0	0	40.50	2	0.2	2	3	0	0	0	40.50	2	0.2	2	3
Texas	0	0	0	0.00	1	0.1	2	0	0	0	0	0.00	1	0.1	2	0
Toronto	0	0	0	0.00	1	1.0	1	0	0	0	0	0.00	1	1.0	1	0
Chicago	-	-	-	-	-	-	-	-	-	-	-	-	-	-	-	-
Cincinnati	-	-	-	-	-	-	-	-	-	-	-	-	-	-	-	-
Houston	0	0	0	7.71	1	2.1	4	2	0	0	0	7.71	1	2.1	4	2
Milwaukee	-	-	-	-	-	-	-	-	-	-	-	-	-	-	-	-
Pittsburgh	-	-	-	-	-	-	-	-	-	-	-	-	-	-	-	-
St. Louis	-	-	-	-	-	-	-	-	-	-	-	-	-	-	-	-
Home	0	0	0	9.45	9	13.1	23	14	0	0	0	9.45	9	13.1	23	14
Road	1	1	0	7.27	8	8.2	5	7	1	1	0	7.27	8	8.2	5	7
Before ASG	1	1	0	8.59	17	22.0	28	21	1	1	0	8.59	17	22.0	28	21
After ASG	-	-	-	-	-	-	-	-	-	-	-	-	-	-	-	-
Starter	-	-	-	-	-	-	-	-	-	-	-	-	-	-	-	-
Reliever	1	1	0	8.59	17	22.0	28	21	1	1	0	8.59	17	22.0	28	21
April	0	0	0	5.14	6	7.0	6	4	0	0	0	5.14	6	7.0	6	4
May	1	1	0	9.26	8	11.2	15	12	1	1	0	9.26	8	11.2	15	12
June	0	0	0	13.50	3	3.1	7	5	0	0	0	13.50	3	3.1	7	5
July	-	-	-	-	-	-	-	-	-	-	-	-	-	-	-	-
August	-	-	-	-	-	-	-	-	-	-	-	-	-	-	-	-
Sept./Oct.	-	-	-	-	-	-	-	-	-	-	-	-	-	-	-	-

LUNDQUIST'S BESTS

	Season	Game
W	1—1999	Low Hit
ERA	8.59—1999	SO
SV	0	3—3 times, last: vs. Cle., 5-17-99
IP	22.0—1999	
SO	18—1999	
Win Streak	1—1999	

Royals Position Players Pitching Statistics

Date	Opponent	Pitcher	IP	H	R	ER	BB	SO
8-20-79	vs New York	Jerry Terrell	1.0	0	0	0	0	0
5-14-80	at New York	Jerry Terrell	1.0	1	0	0	1	0
9-01-83	at Chicago	Joe Simpson	1.0	1	1	1	2	0
9-05-83	vs Seattle	Joe Simpson	2.0	3	0	0	0	1
7-03-84	at Cleveland	Leon Roberts	1.0	4	3	3	1	1
6-24-91	vs California	Bill Pecota	2.0	4	1	1	0	0
4-12-94	vs Boston	David Howard	2.0	2	1	1	5	0
7-17-98	at Seattle	Shane Halter	1.0	1	0	0	0	0

72

MIKE MACDOUGAL

RIGHT-HANDED PITCHER

(NON-ROSTER PLAYER)

Ht.: 6-4; Wt.: 195

Bats: Switch; Throws: Right

Opening Day Age: 23

Born: 3-5-77 in Las Vegas, NV

Resides: Marco Island, FL

Acquired: Selected in 1st round (25th overall) of 1999 June Free Agent Draft

Contract Status: Signed thru 2000

M.L. Service: 0 days (Rookie)

**1999**

- ◆ Mike spent his 1st professional season with the Royals short-season Class A club, the Spokane Indians, in the Northwest League.
- ◆ posted a 2-2 record with a 4.47 ERA in 11 games, all starts, for the Northwest League champions.
- ◆ allowed just 43 hits and 17 walks while fanning 57 batters in 46.1 innings of work.
- ◆ was 2nd in the Northwest League with 11.07 strikeouts per 9 innings pitched.
- ◆ touted as the Northwest League's 4th best prospect by *Baseball America*.
- ◆ pitched in the Florida Instructional League following the season.

Minor League Notes

- ◆ Mike was selected by the Royals in the 1st round (the 25th overall pick) of the 1999 June Free Agent Draft...signed by Paul Faulk...the Royals received the pick as compensation for losing free agent 2nd baseman Jose Offerman to the Boston Red Sox.

Miscellaneous Notes

- ◆ **Robert Meiklejohn MacDougal** is single...graduated from Mesa (AZ) High School in 1996.
- ◆ attended Wake Forest University in Winston-Salem, NC...was 13-3 with a 2.62 ERA in 17 starts for the Demon Deacons as a junior, earning 1st team all-Atlantic Coast Conference, 2nd team all-America honors by Collegiate Baseball and 1st team all-America honors by *Baseball America*...led the ACC in wins and was 2nd in ERA.
- ◆ tossed the 1st no-hitter in 60 years of Wake Forest baseball when he blanked Duke, 5-0 on March 12, 1999.
- ◆ selected by the Baltimore Orioles in 21st round in 1996 and again in the 17th round of the 1998 June draft but did not sign either time.
- ◆ regarded as having the 2nd best fastball among college pitchers eligible for the 1999 June draft by *Baseball America*.

YEAR	CLUB	W-L	ERA	G	GSCG	SHO	SV	IP	H	R	ER	BB	SO
1999	Spokane	2-2	4.47	11	11	0	0	46.1	43	25	23	17	57
1999	Selected by Royals in 1st round (25th overall) of the June Free Agent Draft...signed by Paul Faulk.												

Rookie Qualifications

A player shall be considered a rookie unless, during a previous season or seasons, he has (a) exceeded 130 at-bats or 50 innings pitched in the major leagues; or (b) accumulated more than 45 days on the active roster of a major league club or clubs during the period of the 25-player limit (excluding time in military service).

67 ANTHONY MEDRANO

INFIELDER

(NON-ROSTER PLAYER)

Ht.: 5-10; Wt.: 175

Bats: Right; Throws: Right

Opening Day Age: 25

Born: 12-8-74 in Bellflower, CA

Resides: Long Beach, CA

Acquired: Obtained from Toronto Blue Jays with INF Chris Stynes and RHP David Sinnes in exchange for RHP David Cone, 4-6-95

Contract Status: Signed thru 2000

M.L. Service: 0 days (Rookie)



1999

- ◆ Anthony split his 7th professional season between the Royals Double-A club in Wichita and their Triple-A affiliate in Omaha.
- ◆ combined on the 2 stops for a .331 batting average (122-for-369) with 7 home runs, 59 runs scored and 55 RBI.
- ◆ began the season with the Wranglers in the Texas League...batted at a .339 clip with 5 home runs and 32 RBI in 73 contests.
- ◆ promoted to the Golden Spikes and the Pacific Coast League on July 27...spent the remainder of the season at Omaha, logging a .313 average with a pair of homers and 23 RBI in 33 contests.
- ◆ homered twice at Oklahoma on August 9, his 1st multi-home run game since August 13, 1996.
- ◆ primarily a 2nd baseman but also used at short, 3rd and outfield.

Minor League Notes

- ◆ Anthony was selected by the Toronto Blue Jays in the 2nd round of the 1993 June Free Agent Draft...signed by Ron Tostenson.
- ◆ spent his first 2 pro seasons in the Blue Jays chain.
- ◆ obtained by the Royals from the Blue Jays with Chris Stynes and David Sinnes in exchange for RHP David Cone on April 6, 1995.
- ◆ tied for 4th in the Carolina League in triples and was 5th in hits at Wilmington in 1995.
- ◆ spent a full season at the Double-A level for the 1st time in his career in 1996, hitting .274 in 125 games for Wichita.
- ◆ hit over .300 for the 1st time in his career in 1998 while at Wichita.
- ◆ owns a career .280 average in 7 minor league seasons.

Miscellaneous Notes

- ◆ **Anthony Reyes Medrano** is married to Julie...they have 1 son, Anthony Jr. (8-8-98).
- ◆ graduated from Long Beach (CA) Jordan High School in 1993...cousin, Steve Medrano, is also an infielder in the Royals system.

YEAR	CLUB	AVG.	G	AB	R	H	2B	3B	HR	RBI	BB	SO	SB
1993	Gulf Coast	.266	39	158	20	42	9	0	0	9	10	9	6
1994	Gulf Coast	.364	6	22	2	8	4	0	1	5	1	0	0
	Dunedin	.236	60	199	20	47	6	4	4	21	12	26	3
1995	Wilmington	.285	123	460	69	131	20	6	3	43	34	42	11
	Wichita	.000	1	5	0	0	0	0	0	0	0	3	0
1996	Wichita	.274	125	474	59	130	26	1	8	55	18	36	10
1997	Wichita	.246	108	349	45	86	9	1	4	42	26	32	8
	Omaha	.203	17	59	10	12	0	0	4	9	4	5	0
1998	Wichita	.306	95	301	48	92	14	2	10	46	28	36	3
1999	Wichita	.339	73	257	45	87	15	1	5	32	21	23	4
	Omaha	.313	33	112	14	35	6	1	2	23	10	15	0

1993 Selected by the Toronto Blue Jays in the 2nd round in the June Free Agent Draft...signed by Ron Tostenson.

1995 Obtained by the Royals with INF Chris Stynes and RHP David Sinnes from Toronto in exchange for RHP David Cone, April 6.

(NON-ROSTER PLAYER)

Ht.: 5-11; Wt.: 220

Bats: Right; Throws: Right

Opening Day Age: 28

Born: 6-3-71 in New York, NY

Resides: Miami, FL

Acquired: Signed as a minor league free agent, 11-16-99

Contract Status: Signed thru 2000

M.L. Service: 170 days

**1999**

◆ Izzy went to spring training camp with the Arizona Diamondbacks but spent the entire season with the World Champion New York Yankees Triple-A affiliate in Columbus.

◆ sent from the Diamondbacks system to the Yankees on March 30 in a deal that sent Darren Holmes to Arizona.

◆ hit at a .246 clip with 4 home runs and 51 RBI in 97 games for the Clippers in the International League.

Career Notes

◆ Izzy spent the first 9 years of his professional career in the Oakland Athletics system...reached the big league level with the A's in 1996, 1997 and 1998.

1998

◆ made the Oakland A's Opening Day roster but appeared in just 1 game as a defensive replacement before being designated for assignment on April 8...outrighted to Triple-A Edmonton.

◆ returned to Oakland on June 17 and appeared in 5 games before being designated for assignment again on June 27.

◆ only big league hit of the season was a pinch-hit single against San Francisco on June 22.

1997

◆ made the A's Opening Day roster and started 17 of the club's first 29 games behind the plate.

◆ struggled at the plate, hitting just .158, when he was optioned to Edmonton on May 5...had 2 other big league stints during the year.

◆ recorded his 1st Major League home run and 1st 3-hit game on September 5 in Kansas City.

1996

◆ made his big league debut on August 15 by Oakland and notched his 1st hit the next day after being called up from Edmonton.

Minor League Notes

◆ Izzy was the Oakland Athletics 22nd round pick in the 1990 June Free Agent Draft, turning down a scholarship offer from the University of Miami...signed by Tony Arias.

◆ named to the post-season California League All-Star team in 1992 after driving in a career-high 75 runs for Reno and throwing out 40 percent (84-of-211) of potential base stealers.

◆ named the catcher on the California League post-season All-Star team again in 1993...hit for the cycle vs. Stockton on April 25, driving in 8 runs...earned a late-season promotion to Triple-A.

◆ sidelined for the month of June in 1995 with a fractured thumb while playing for Huntsville.

IZZY MOLINA

Miscellaneous Notes

- ◆ **Islay Molina** and his wife, Kristen, have 1 daughter, Sydney (10-15-95)...graduated from Columbus High School in Miami.
- ◆ named Madison's franchise winner of the 1991 Dave Stewart Community Service Award for his commitment to the community and his efforts to be a socially responsible athlete.

YEAR	CLUB	AVG.	G	AB	R	H	2B	3B	HR	RBI	BB	SO	SB
1990	AZL Athletics	.339	39	127	20	43	12	2	0	18	9	22	5
1991	Madison	.282	95	316	35	89	16	1	3	45	15	38	6
1992	Reno	.259	116	436	71	113	17	2	10	75	39	57	8
	Tacoma	.194	10	36	3	7	0	1	0	5	2	6	1
1993	Modesto	.261	125	444	61	116	26	5	6	69	44	85	2
1994	Huntsville	.216	116	388	31	84	17	2	8	50	16	47	5
1995	Edmonton	.167	2	6	0	1	0	0	0	0	0	2	0
	Huntsville	.259	83	301	38	78	16	1	8	26	26	62	3
1996	Edmonton	.263	98	342	45	90	12	3	12	56	25	55	2
	Oakland	.200	14	25	0	5	2	0	0	1	1	3	0
1997	Oakland	.198	48	111	6	22	3	1	3	7	3	17	0
	Edmonton	.261	61	218	33	57	11	3	6	34	12	27	2
1998	Oakland	.500	6	2	1	1	0	0	0	0	0	0	0
	Edmonton	.241	86	303	29	73	15	2	8	38	17	60	3
1999	Columbus	.246	97	338	44	83	16	1	4	51	18	47	4
M.L. Totals		.203	68	138	7	28	5	1	3	8	4	20	0

1990 Selected by the Oakland Athletics in the 22nd round of the June Free Agent Draft.

1998 Signed by the Arizona Diamondbacks as a minor league free agent, November 19.

1999 Obtained by the New York Yankees with P Ben Ford from Arizona in exchange for RHP Darren Holmes, March 30.

1999 Signed by the Royals as a minor league free agent, November 16.

CAREER FIELDING

POSITION	PCT.	G	PO	A	E	TC	DP
Catcher	.993	65	257	19	2	278	2

1999 AND CAREER BREAKDOWN

Season	1999					CAREER					HR by
	AVG.	AB	H	HR	RBI	AVG.	AB	H	HR	RBI	CITY
Season	-	-	-	-	-	.203	138	28	3	8	
Anaheim	-	-	-	-	-	.000	2	0	0	0	0
Baltimore	-	-	-	-	-	.130	23	3	0	0	0
Boston	-	-	-	-	-	.182	22	4	0	0	0
Chicago	-	-	-	-	-	-	-	-	-	-	-
Cleveland	-	-	-	-	-	.111	9	1	0	1	0
Detroit	-	-	-	-	-	.111	9	1	0	0	0
Kansas City	-	-	-	-	-	.400	15	6	1	4	1
Minnesota	-	-	-	-	-	.077	13	1	0	0	0
New York	-	-	-	-	-	.250	20	5	0	1	0
Oakland	-	-	-	-	-	-	-	-	-	-	1
Seattle	-	-	-	-	-	.375	8	3	2	2	1
Tampa Bay	-	-	-	-	-	-	-	-	-	-	0
Texas	-	-	-	-	-	.000	3	0	0	0	0
Toronto	-	-	-	-	-	.286	7	2	0	0	0
San Francisco	-	-	-	-	-	.400	5	2	0	0	0
Home	-	-	-	-	-	.175	63	11	1	2	
Road	-	-	-	-	-	.227	75	17	2	6	
Before ASG	-	-	-	-	-	.169	59	10	0	1	
After ASG	-	-	-	-	-	.228	79	18	3	7	
vs. LHP	-	-	-	-	-	.194	67	13	1	2	
vs. RHP	-	-	-	-	-	.211	71	15	2	6	
Pinch Hitter	-	-	-	-	-	.200	5	1	0	0	
Desig. Hitter	-	-	-	-	-	.000	3	0	0	0	
April	-	-	-	-	-	.160	50	8	0	1	
May	-	-	-	-	-	.143	7	1	0	0	
June	-	-	-	-	-	.500	2	1	0	0	
July	-	-	-	-	-	.200	10	2	0	0	
August	-	-	-	-	-	.231	26	6	0	0	
Sept./Oct.	-	-	-	-	-	.233	43	10	3	7	

MOLINA'S BESTS

	Season		Game
AVG.	.200--1996	H	3--at KC., 9-5-97
H	22--1997	HR	1--3 times, last: at Sea., 9-28-97
HR	3--1997		
RBI	7--1997	RBI	2--twice, last: at KC., 9-7-97
SB	0		
Hit Streak	4--1997	SB	0

45**ORBER MORENO****RIGHT-HANDED PITCHER****Ht.:** 6-3; **Wt.:** 200**Bats:** Right; **Throws:** Right**Opening Day Age:** 22**Born:** 4-27-77 in Caracas, Ven.**Resides:** Los Altos, Ven.**Acquired:** Signed as a non-drafted free agent, 11-10-93**Contract Status:** Signed thru 2000**M.L. Service:** 132 days (Rookie)**1999**

- ◆ Orber began the season in Triple-A Omaha...registered a 3-1 mark with a 2.10 ERA and 4 saves in 16 games in the Pacific Coast League.
- ◆ recalled from the Golden Spikes on May 25 after putting together a 19.0 inning scoreless streak...made his major league debut on May 25 at Oakland...pitched 1.0 scoreless inning and finished a 5-3 loss.
- ◆ did not allow a run in his first 4 big league outings with 1 hit allowed and 2 strikeouts in 4.2 innings...yielded 5 runs in next 3 outings (3.1 IP) to hike ERA to 5.63.
- ◆ placed on the 15-day Disabled List with biceps tendinitis on June 19, retroactive to June 10.
- ◆ went on rehab assignment at Gulf Coast on July 26 and pitched 1 scoreless inning in lone appearance...transferred to 60-day Disabled List on September 24.
- ◆ concluded his 1st campaign with a 0-0 record and a 5.63 ERA in 7 games...struck out 7 batters in 8.0 frames with 4 hits and 6 walks.

Minor League Notes

- ◆ Orber was signed by the Royals as a non-drafted free agent, November 10, 1993...signed by Chuck McMichael and Graciano Ravelo.
- ◆ pitched for Salcedo in the Dominican Summer League in 1994.
- ◆ came to the United States in 1995 to pitch in the Gulf Coast League.
- ◆ returned to the Gulf Coast Royals in 1996 where he logged a 5-1 record and 1.36 ERA in a dozen contests.
- ◆ started in 25 of 27 games for Class A Lansing (Midwest) in 1997.
- ◆ worked exclusively in relief for the 1st time in his career in 1998...earned a spot on the Carolina League's mid-summer All-Star team after posting a 3-2 record and 7 saves with an 0.82 ERA in 23 relief appearances for Wilmington...voted as having the league's "Best Fastball"...limited Carolina League batters to just 8 hits and 10 walks in 33.0 innings while fanning 50.
- ◆ named the Carolina League Pitcher of the Week for April 23-29, 1998 after tossing 9.0 hitless innings over 3 games.
- ◆ promoted to Wichita in the Texas League on June 25, 1998...was 0-1 with 7 saves and a 2.88 ERA in 24 contests in his 1st stint at the Double-A level...also saved 5 post-season games for Wichita.
- ◆ combined on the 2 stops in 1998 for a 3-3 record and 14 saves with a 1.87 ERA, allowing just 36 hits in 67.1 innings...fanned 90 batters while walking just 22...posted a .153 opponents batting average, the 2nd best mark for a minor league relief pitcher.
- ◆ selected by *Baseball America* as the Royals 3rd best prospect and was named the 9th best prospect in the Carolina League...was the relief pitcher on the 1998 All-Prospect team announced by Howe SportsData.

ORBER MORENO

◆ selected to the 1998-99 Winter League All-Star team as selected by Baseball America after going 3-0 with a 1.32 ERA while playing in Venezuela.

Miscellaneous Notes

◆ **Orber Aquiles Moreno** is married...wife's name is Marjorie...they have 1 child, Maria (8-8-96).

◆ attended Luisa Caceres High School in Venezuela.

YEAR CLUB	W-L	ERA	G	GSC	SHO	SV	IP	H	R	ER	BB	SO	
1994 Salcedo	3-3	3.19	16	11	0	0	1	67.2	51	33	24	27	44
1995 Gulf Coast	1-1	2.45	8	3	0	0	0	22.0	15	9	6	7	21
1996 Gulf Coast	5-1	1.36	12	7	0	0	1	46.1	37	15	7	10	50
1997 Lansing	4-8	4.81	27	25	0	0	0	138.1	150	83	74	45	128
1998 Wilmington	3-2	0.82	23	0	0	0	7	33.0	8	3	3	10	50
Wichita	0-1	2.88	24	0	0	0	7	34.1	28	13	11	12	40
1999 Omaha	3-1	2.10	16	0	0	0	4	25.2	17	6	6	4	30
KANSAS CITY	0-0	5.63	7	0	0	0	0	8.0	4	5	5	6	7
Gulf Coast	0-0	0.00	1	1	0	0	0	1.0	0	0	0	0	1
M.L. Totals	0-0	5.63	7	0	0	0	0	8.0	4	5	5	6	7

1993 Signed as a non-drafted free agent, November 10...signed by Chuck McMichael and Graciano Ravelo.

M.L. BATTING TOTALS

	AVG.	AB	H	HR	RBI
M.L. Totals	.000	0	0	0	0

CAREER FIELDING

POSITION	PCT.	G	PO	A	E	TC	DP
Pitcher	1.000	7	1	1	0	2	0

1999 AND CAREER BREAKDOWN

Season	1999								CAREER							
	W	L	S	ERA	G	IP	H	ER	W	L	S	ERA	G	IP	H	ER
Anaheim	0	0	0	0.00	1	1.0	1	0	0	0	0	0.00	1	1.0	1	0
Baltimore	-	-	-	-	-	-	-	-	-	-	-	-	-	-	-	-
Boston	-	-	-	-	-	-	-	-	-	-	-	-	-	-	-	-
Chicago	-	-	-	-	-	-	-	-	-	-	-	-	-	-	-	-
Cleveland	-	-	-	-	-	-	-	-	-	-	-	-	-	-	-	-
Detroit	-	-	-	-	-	-	-	-	-	-	-	-	-	-	-	-
Kansas City	-	-	-	-	-	-	-	-	-	-	-	-	-	-	-	-
Minnesota	-	-	-	-	-	-	-	-	-	-	-	-	-	-	-	-
New York	-	-	-	-	-	-	-	-	-	-	-	-	-	-	-	-
Oakland	0	0	0	0.00	2	2.2	0	0	0	0	0	0.00	2	2.2	0	0
Seattle	-	-	-	-	-	-	-	-	-	-	-	-	-	-	-	-
Tampa Bay	-	-	-	-	-	-	-	-	-	-	-	-	-	-	-	-
Texas	0	0	0	0.00	1	1.0	0	0	0	0	0	0.00	1	1.0	0	0
Toronto	-	-	-	-	-	-	-	-	-	-	-	-	-	-	-	-
Chicago	-	-	-	-	-	-	-	-	-	-	-	-	-	-	-	-
Cincinnati	0	0	0	6.75	1	1.1	1	1	0	0	0	6.75	1	1.1	1	1
Houston	-	-	-	-	-	-	-	-	-	-	-	-	-	-	-	-
Milwaukee	-	-	-	-	-	-	-	-	-	-	-	-	-	-	-	-
Pittsburgh	-	-	-	-	-	-	-	-	-	-	-	-	-	-	-	-
St. Louis	0	0	0	18.00	2	2.0	2	4	0	0	0	18.00	2	2.0	2	4
Home	0	0	0	13.50	3	3.1	3	5	0	0	0	13.50	3	3.1	3	5
Road	0	0	0	0.00	4	4.2	1	0	0	0	0	0.00	4	4.2	1	0
Before ASG	0	0	0	5.63	7	8.0	4	5	0	0	0	5.63	7	8.0	4	5
After ASG	-	-	-	-	-	-	-	-	-	-	-	-	-	-	-	-
Starter	-	-	-	-	-	-	-	-	-	-	-	-	-	-	-	-
Reliever	0	0	0	5.63	7	8.0	4	5	0	0	0	5.63	7	8.0	4	5
April	-	-	-	-	-	-	-	-	-	-	-	-	-	-	-	-
May	0	0	0	0.00	3	3.2	1	0	0	0	0	0.00	3	3.2	1	0
June	0	0	0	10.38	4	4.1	3	5	0	0	0	10.38	4	4.1	3	5
July	-	-	-	-	-	-	-	-	-	-	-	-	-	-	-	-
August	-	-	-	-	-	-	-	-	-	-	-	-	-	-	-	-
Sept./Oct.	-	-	-	-	-	-	-	-	-	-	-	-	-	-	-	-

MORENO'S BESTS

Season	Game
W 0	Low-Hit —
ERA 5.63—1999	SO 2—twice: vs. St.L., 6-7-99 and 6-9-99
SV 0	
IP 8.0—1999	
SO 7—1999	
Win Streak 0	

36**DAN MURRAY**
RIGHT-HANDED PITCHER

Ht.: 6-1; **Wt.:** 195
Bats: Right; **Throws:** Right
Opening Day Age: 26
Born: 11-21-73 at Los Alamos, CA
Resides: Garden Grove, CA
Acquired: Obtained from the New York Mets in exchange for pitcher Glendon Rusch, 9-14-99
Contract Status: Signed thru 2000
M.L. Service: 30 days (Rookie)

**1999**

- ◆ Dan started the season with Triple-A Norfolk in the New York Mets organization...compiled a 12-10 record with a 4.97 ERA in 29 games, 27 starts, in the International League...fired 3 complete games and a team-high 145.0 innings for the Tides.
- ◆ totaled 96 strikeouts, finishing 2nd in the International League...tied for 3rd with 12 wins and tied for 4th with 27 starts.
- ◆ recalled by the Mets on August 9 and made his major league debut that night against Los Angeles...surrendered 3 runs on 4 hits with 2 walks and 1 strikeout in 2.0 innings.
- ◆ made just 1 appearance with the Mets before being optioned back to the Mets' Triple-A affiliate Norfolk on August 11.
- ◆ acquired by the Royals from the Mets in exchange for pitcher Glendon Rusch on September 14...made debut with the Royals that night against Anaheim, allowing 1 earned run in 2.0 frames.
- ◆ finished with a 6.48 ERA in 4 appearances for Kansas City...struck out 8 in 8.1 innings with 9 hits, 4 walks and 6 earned runs allowed.
- ◆ was 2-3 with a 3.86 ERA in 11 games for Magallanes in the Venezuelan Winter League.

Minor League Notes

- ◆ Dan had a 0-6 record despite a 1.97 ERA in 22 relief appearances in his 1st professional season at Class-A Pittsfield in '95...notched 6 saves and struck out 34 batters in just 32.0 innings.
- ◆ was 4-1 out of the bullpen and 3-4 as a starter in his 1st season with St. Lucie in 1996.
- ◆ pitched for Class-A St. Lucie in 1997 and tied for 2nd in wins (12) and complete games (4) among Mets short-season pitchers...was the Florida State League Pitcher of the Week for the period from August 3-9.
- ◆ finished 4th in the Eastern League in strikeouts and was 5th in ERA with Double-A Binghamton in 1998...finished the campaign with an 11-6 record and held right-handed batters to a .213 average...allowed 2 runs or less in 20 of his 27 starts...named to the Eastern League's mid-season All-Star team.
- ◆ is 42-37 in 5 minor league seasons with a 3.80 ERA, allowing 253 earned runs on 590 hits in 599.1 innings of work.

Miscellaneous Notes

- ◆ **Daniel Saffle Murray** is married to Sarah...he graduated from Pacifica (CA) High School where he played baseball, basketball and football... was the starting quarterback on the football squad.
- ◆ pitched 2 years at San Diego State University...was a teammate of Diamondbacks 1st baseman Travis Lee.

DAN MURRAY

YEAR	CLUB	W-L	ERA	G	GS	CG	SHO	SV	IP	H	R	ER	BB	SO
1995	Pittsfield	0-6	1.97	22	0	0	0	6	32.0	24	17	7	16	34
1996	St. Lucie	7-5	4.25	33	13	0	0	0	101.2	114	60	48	53	56
1997	St. Lucie	12-10	3.45	30	24	4	2	0	156.1	150	75	80	55	91
1998	Binghamton	11-6	3.18	27	27	1	1	0	164.1	153	64	58	54	159
1999	Norfolk	12-10	4.97	29	27	3	1	0	145.0	149	91	80	70	96
	New York (NL)	0-0	13.50	1	0	0	0	0	2.0	4	3	3	2	1
	KANSAS CITY	0-0	6.48	4	0	0	0	0	8.1	9	8	6	4	8
A.L. Totals		0-0	6.48	4	0	0	0	0	8.1	9	8	6	4	8
N.L. Totals		0-0	13.50	1	0	0	0	0	2.0	4	3	3	2	1
M.L. Totals		0-0	7.84	5	0	0	0	0	10.1	13	11	9	6	9

1995 Selected by the New York Mets in the 10th round of the June Free Agent Draft.

1999 Obtained by Royals from the Mets in exchange for LHP Glendon Rusch, 9-14-99.

M.L. BATTING TOTALS

	AVG.	AB	H	HR	RBI
M.L. Totals	.000	0	0	0	0

CAREER FIELDING

POSITION	PCT.	G	PO	A	E	TC	DP
Pitcher	1.000	5	3	0	0	3	0

1999 AND CAREER BREAKDOWN

Season	1999									CAREER								
	W	L	S	ERA	G	IP	H	ER		W	L	S	ERA	G	IP	H	ER	
Season	0	0	0	7.84	5	10.1	13	9		0	0	0	7.84	5	10.1	13	9	
Anaheim	0	0	0	4.50	1	2.0	1	1		0	0	0	4.50	1	2.0	1	1	
Baltimore	-	-	-	-	-	-	-	-		-	-	-	-	-	-	-	-	
Boston	-	-	-	-	-	-	-	-		-	-	-	-	-	-	-	-	
Chicago	-	-	-	-	-	-	-	-		-	-	-	-	-	-	-	-	
Cleveland	-	-	-	-	-	-	-	-		-	-	-	-	-	-	-	-	
Detroit	0	0	0	10.80	1	1.2	3	2		0	0	0	10.80	1	1.2	3	2	
Kansas City	-	-	-	-	-	-	-	-		-	-	-	-	-	-	-	-	
Minnesota	-	-	-	-	-	-	-	-		-	-	-	-	-	-	-	-	
New York	-	-	-	-	-	-	-	-		-	-	-	-	-	-	-	-	
Oakland	0	0	0	6.75	1	2.2	4	2		0	0	0	6.75	1	2.2	4	2	
Seattle	0	0	0	4.50	1	2.0	1	1		0	0	0	4.50	1	2.0	1	1	
Tampa Bay	-	-	-	-	-	-	-	-		-	-	-	-	-	-	-	-	
Texas	-	-	-	-	-	-	-	-		-	-	-	-	-	-	-	-	
Toronto	-	-	-	-	-	-	-	-		-	-	-	-	-	-	-	-	
Arizona	-	-	-	-	-	-	-	-		-	-	-	-	-	-	-	-	
Atlanta	-	-	-	-	-	-	-	-		-	-	-	-	-	-	-	-	
Chicago	-	-	-	-	-	-	-	-		-	-	-	-	-	-	-	-	
Cincinnati	-	-	-	-	-	-	-	-		-	-	-	-	-	-	-	-	
Colorado	-	-	-	-	-	-	-	-		-	-	-	-	-	-	-	-	
Florida	-	-	-	-	-	-	-	-		-	-	-	-	-	-	-	-	
Houston	-	-	-	-	-	-	-	-		-	-	-	-	-	-	-	-	
Los Angeles	0	0	0	13.50	1	2.0	4	3		0	0	0	13.50	1	2.0	4	3	
Milwaukee	-	-	-	-	-	-	-	-		-	-	-	-	-	-	-	-	
Montreal	-	-	-	-	-	-	-	-		-	-	-	-	-	-	-	-	
New York	-	-	-	-	-	-	-	-		-	-	-	-	-	-	-	-	
Philadelphia	-	-	-	-	-	-	-	-		-	-	-	-	-	-	-	-	
Pittsburgh	-	-	-	-	-	-	-	-		-	-	-	-	-	-	-	-	
St. Louis	-	-	-	-	-	-	-	-		-	-	-	-	-	-	-	-	
San Diego	-	-	-	-	-	-	-	-		-	-	-	-	-	-	-	-	
San Fran.	-	-	-	-	-	-	-	-		-	-	-	-	-	-	-	-	
Home	0	0	0	9.00	2	4.0	5	4		0	0	0	9.00	2	4.0	5	4	
Road	0	0	0	7.11	3	6.1	8	5		0	0	0	7.11	3	6.1	8	5	
Before ASG	-	-	-	-	-	-	-	-		-	-	-	-	-	-	-	-	
After ASG	0	0	0	7.84	5	10.1	13	9		0	0	0	7.84	5	10.1	13	9	
Starter	-	-	-	-	-	-	-	-		-	-	-	-	-	-	-	-	
Reliever	0	0	0	7.84	5	10.1	13	9		0	0	0	7.84	5	10.1	13	9	
April	-	-	-	-	-	-	-	-		-	-	-	-	-	-	-	-	
May	-	-	-	-	-	-	-	-		-	-	-	-	-	-	-	-	
June	-	-	-	-	-	-	-	-		-	-	-	-	-	-	-	-	
July	-	-	-	-	-	-	-	-		-	-	-	-	-	-	-	-	
August	0	0	0	13.50	1	2.0	4	3		0	0	0	13.50	1	2.0	4	3	
Sept./Oct.	0	0	0	6.48	4	8.1	9	6		0	0	0	6.48	4	8.1	9	6	

MURRAY'S BESTS

	Season	Game
W	0	Low-Hit
ERA	7.84—1999	SO
SV	0	3—twice: at Sea.,
IP	10.1—1999	9-21-99 and at Det.,
SO	8—1999	9-25-99
Win Streak	0	

(NON-ROSTER PLAYER)

Ht.: 6-0; Wt.: 205

Bats: Right; Throws: Right

Opening Day Age: 30

Born: 10-14-69 in Rio Piedras, P.R.

Resides: Canovanas, P.R.

Acquired: Signed as a minor league free agent, 11-30-99

Contract Status: Signed thru 2000

M.L. Service: 29 days (Rookie)

**1999**

◆ Hector signed a minor league contract with the Dodgers on January 6 and went to spring training as a non-roster invite...assigned to Double-A San Antonio in the Texas League to open the season.

◆ finished the season at Albuquerque after being promoted June 4.

1998

◆ had his contract purchased by Kansas City on August 30 to replace the injured Sal Fasano...all 4 of his at-bats came in his lone start, September 26 vs. the Chicago White Sox.

Minor League Notes

◆ Hector was selected by the Los Angeles Dodgers in the 35th round of the 1988 June Free Agent Draft...signed by Miguel Villaran.

◆ remained in the Dodgers chain through the 1994 season.

◆ signed by the Chicago Cubs organization on January 22, 1995.

◆ spent the 1995 and '96 seasons in the Cubs chain.

◆ signed by the Royals to a minor league contract in 1997 and was a non-roster invite to the big league spring training camp in 1998.

Miscellaneous Notes

◆ **Hector Ortiz, Jr.** has one son, also named Hector.

◆ graduated from Luis Hernaiz Verone High School in Canovanas, Puerto Rico in 1987...attended Ranger (TX) J.C.

YEAR CLUB	AVG.	G	AB	R	H	2B	3B	HR	RBI	BB	SO	SB
1988 Salem	.143	32	77	5	11	1	0	0	4	5	16	0
1989 Vero Beach	.141	42	85	5	12	0	1	0	4	6	15	0
Salem	.229	44	140	13	32	3	1	0	12	4	24	2
1990 Yakima	.272	52	173	16	47	3	1	0	12	5	15	1
1991 Vero Beach	.228	42	123	3	28	2	0	0	8	5	8	0
1992 Bakersfield	.282	63	206	19	58	8	1	1	31	21	16	2
San Antonio	.203	26	59	1	12	1	0	0	5	11	13	0
1993 San Antonio	.214	49	131	6	28	5	0	1	6	9	17	0
Albuquerque	.182	18	44	0	8	1	1	0	3	0	6	0
1994 Albuquerque	.301	34	93	7	28	1	1	0	10	3	12	0
San Antonio	.120	24	75	4	9	0	0	0	4	2	7	0
1995 Orlando	.234	96	299	13	70	12	0	0	18	20	39	0
1996 Orlando	.218	78	216	16	47	8	0	0	15	26	23	1
Iowa	.241	27	79	6	19	2	0	0	3	3	16	0
1997 Omaha	.190	21	63	7	12	3	0	0	3	13	15	0
Wichita	.250	59	180	20	45	3	0	1	25	21	15	1
1998 Wichita	.154	4	13	1	2	0	0	0	0	2	1	0
Omaha	.225	63	191	17	43	7	0	0	12	9	26	0
KANSAS CITY	.000	4	4	1	0	0	0	0	0	0	0	0
1999 San Antonio	.240	40	121	10	29	4	0	0	13	10	17	0
Albuquerque	.305	55	164	21	50	9	0	6	20	7	27	2
M.L. Totals	.000	4	4	1	0	0	0	0	0	0	0	0

1988 Selected by Los Angeles Dodgers in 35th round of the June draft, signed by Miguel Villaran.

1995 Signed by the Chicago Cubs as a minor league free agent, January 22.

1997 Signed by the Royals as a minor league free agent, January 29.

1999 Signed by the Los Angeles Dodgers as a minor league free agent, January 6.

1999 Signed by the Royals as a minor league free agent, November 30.

(NON-ROSTER PLAYER)

Ht.: 5-11; Wt.: 180

Bats: Right; Throws: Right

Opening Day Age: 22

Born: 4-15-77 in Demopolis, AL

Resides: Bailey, MS

Acquired: Selected in 9th round of 1998 June Free Agent Draft

Contract Status: Signed thru 2000

M.L. Service: 0 days (Rookie)

**1999**

◆ Paul was the starting catcher for the Texas League champion Wichita Wranglers.

◆ batted at a .267 clip in his 1st season at the Double-A level with 3 home runs, 58 runs scored and 56 RBI in 108 contests.

◆ hit at a .361 clip (26-for-72) over a 20-game stretch from July 23-August 18.

◆ threw out 45 of 107 runners attempting to steal, a 42 percent rate.

◆ played for Phoenix in the Arizona Fall League, batting at a .282 clip with a pair of homers and 12 RBI in 24 games.

Minor League Notes

◆ Paul was selected in the 9th round of the 1998 June Free Agent Draft following a collegiate career at the University of Alabama...signed by Dennis Woody.

◆ assigned to Spokane in the Northwest League where he was selected to the league's post-season All-Star team.

◆ played catcher for the Indians and batted at a .308 clip with 55 runs scored...his .308 average ranked 10th in the league.

◆ threw out 22 of 62 runners attempting to steal, a 36 percent rate...led the league's catchers with 62 assists and 5 double plays.

◆ named the top prospect in the Northwest League in a survey of the league's managers by *Baseball America*.

◆ earned a late-season promotion to Class A Wilmington.

◆ named the MVP of the Carolina League playoffs as the Blue Rocks won the Mills Cup Championship...hit .357 (5-for-14) in the final series against Winston-Salem.

◆ named the Royals 7th best prospect by *Baseball America* following the season.

◆ is a .283 hitter (179-for-632) in his 2 minor league seasons covering 169 contests.

Miscellaneous Notes

◆ **Paul Anthony Phillips** is single...graduated from West Lauderdale High School in Collinsville, MS in 1995...lettered in football and baseball.

◆ graduated from Meridian (MS) Community College in 1997.

◆ attended the University of Alabama where he primarily played center field for the Crimson Tide.

YEAR	CLUB	AVG.	G	AB	R	H	2B	3B	HR	RBI	BB	SO	SB
1998	Spokane	.308	59	234	55	72	12	2	4	25	18	19	12
	Wilmington	.400	2	5	0	2	0	0	0	2	0	1	0
1999	Wichita	.267	108	393	58	105	20	2	3	56	26	38	8

1998 Selected by the Royals in 9th round in the June Free Agent Draft, signed by Dennis Woody.

38**SCOTT POSE**
OUTFIELDER

Ht.: 5-11; **Wt.:** 190
Bats: Left; **Throws:** Right
Opening Day Age: 33
Born: 2-11-67 in Davenport, IA
Resides: Raleigh, NC
Acquired: Signed as a minor league free agent, 12-16-98
Contract Status: Signed thru 2000
M.L. Service: 1 year, 133 days

**1999**

- ◆ Scott served as a 4th outfielder and top pinch hitter off the bench in his 1st season in a Royals uniform.
- ◆ batted at a .285 clip with 27 runs scored and 12 RBI in 86 contests.
- ◆ was the top pinch hitter on the club, logging 7 hits in 39 at-bats with 4 RBI...as a team, the Royals were 15-for-96 with 10 RBI.
- ◆ his 39 pinch-hit at-bats easily led the American League...Anaheim's Jeff Huson and Boston's Reggie Jefferson tied for 2nd with 27 pinch-hit at-bats...his 7 hits tied for the 3rd highest mark in the A.L.
- ◆ collected a career-high 3 RBI at Baltimore on April 29...matched that at Anaheim on May 29 with a 3-run pinch hit 9th inning double off Troy Percival.
- ◆ matched his career high with 3 hits at Toronto on June 21.
- ◆ had 20 hits in his first 57 at-bats, a .351 average through June 21...finished the year with 19 hits in his final 80 at-bats, a .238 clip.
- ◆ hit safely in a season-high 5 straight games from August 15-25.
- ◆ successful in 6 of 8 stolen base attempts.
- ◆ was a .462 hitter against left-handed pitching, but garnered just 13 at-bats against southpaws...was a .266 hitter (33-for-124) against right-handed pitching.
- ◆ batted at a .250 clip (9-for-36) with runners in scoring position.
- ◆ logged a .970 fielding percentage in 25 outfield games, committing 1 error with 3 outfield assists.

Career Notes

- ◆ Scott has played in 155 games at the big league level, logging stints with Florida in 1993 and with the New York Yankees in 1997 before playing in a career high 86 contests with the Royals in 1999.
- ◆ was the 1st batter ever for the expansion Florida Marlins.

1997

- ◆ appeared in 54 games including 18 starts for the Yankees, his 1st stint in the big leagues since 1993.
- ◆ made the Yankees post-season roster and appeared in 1 game in the Division Series vs. Cleveland.

1993

- ◆ selected by Florida in the Rule V draft after the 1992 season.
- ◆ was the Marlins Opening Day centerfielder in their 1st season of play...became Florida's 1st batter ever and their 1st baserunner, reaching base on a Jody Reed error in the 1st inning on April 5.
- ◆ singled off the Dodgers Orel Hershiser in his 2nd at-bat for his 1st Major League hit.
- ◆ played in 15 games for the Marlins before being optioned to Triple-A Edmonton where he finished out the season.

SCOTT POSE

Minor League Notes

◆ Scott was the Cincinnati Reds 34th round pick in the 1989 June Free Agent Draft...signed by Tom McDevitt.

◆ batted .352 in 60 games for Billings in his 1st professional season in 1989...named to the Pioneer League All-Star team...recorded 8 outfield assists.

◆ spent the 1990 season at Charleston (WV), batting .298 with 49 stolen bases...led the league with 106 runs and 114 walks, earning a spot on the South Atlantic League post-season All-Star team...also recorded 17 outfield assists.

◆ named by *Baseball America* as the Best Baserunner and the Best Batting Eye in the Reds organization after playing for Double-A Chattanooga in 1991.

◆ returned to Chattanooga in 1992, leading the Southern League with a .342 batting average, 180 hits, 87 runs, a .414 on-base percentage and 526 at-bats...recorded 10 outfield assists and a career-high 22 doubles...named to the Southern League All-Star team...was the Topps Player of the Month for both April and August... opened the season with 132 consecutive errorless games.

◆ played in the Triple-A All-Star Game in 1993 while at Edmonton...batted .434 for Scottsdale to lead the Arizona Fall League following the season.

◆ spent the 1994 campaign with New Orleans in the Milwaukee Brewers system...recorded 9 outfield assists while hitting .282.

◆ opened the 1995 season with Albuquerque in the Los Angeles Dodgers chain...signed by Minnesota as a free agent on June 1 and assigned to Triple-A Salt Lake.

◆ signed by Toronto as a 6-year minor league free agent for the 1996 season and played at Syracuse...led the I.L. outfielders with a .990 fielding percentage.

◆ joined the Yankees for the '97 season and opened the year at Triple-A Columbus...tied for 5th in the International League with 7 triples despite spending half the season in the big leagues.

◆ spent the 1998 campaign in Columbus...hit 3 home runs after connecting for 5 round trippers in his previous 9 professional seasons...his 47 stolen bases (in 61 attempts) was the top mark among all Yankee farmhands.

Miscellaneous Notes

◆ **Scott Vernon Pose** and his wife, Lori, have 1 child, Chase (3-16-96).

◆ graduated from Dowling High School in Des Moines, IA...earned all-state honors in baseball.

◆ attended the University of Arkansas, batting .383 as a senior...left as the school's all-time leader with 68 steals.

◆ had a part in Kevin Costner's movie "For the Love of the Game."

YEAR	CLUB	AVG.	G	AB	R	H	2B	3B	HR	RBI	BB	SO	SB
1989	Billings	.352	60	210	52	74	7	2	0	25	54	31	26
1990	Charleston	.298	135	480	*106	143	13	5	0	46	*114	56	49
1991	Chattanooga	.274	117	402	61	110	8	5	1	31	69	50	17
	Nashville	.192	15	52	7	10	0	0	0	3	2	9	3
1992	Chattanooga	*.342	136	*526	*87	*180	22	8	2	45	63	66	21
1993	Florida	.195	15	41	0	8	2	0	0	3	2	4	0
	Edmonton	.284	109	398	61	113	8	6	0	27	42	36	19
1994	New Orleans	.282	124	429	60	121	13	7	0	52	47	52	20
1995	Albuquerque	.188	7	16	5	3	1	0	0	1	2	0	2
	Salt Lake	.310	70	203	41	63	9	1	0	19	29	28	13
1996	Syracuse	.272	113	419	71	114	11	6	0	39	58	71	30
1997	Columbus	.308	57	227	50	70	10	7	2	32	32	29	13
	New York (AL)	.218	54	87	19	19	2	1	0	5	9	11	3
1998	Columbus	.297	133	489	78	145	23	10	3	46	53	72	47
1999	KANSAS CITY	.285	86	137	27	39	3	0	0	12	21	22	6
A.L. Totals		.259	140	224	46	58	5	1	0	17	30	33	9
N.L. Totals		.195	15	41	0	8	2	0	0	3	2	4	0
M.L. Totals		.249	155	265	46	66	7	1	0	20	32	37	9

*-Led League

SCOTT POSE

DIVISION SERIES RECORD

YEAR	CLUB, OPP	AVG.	G	AB	R	H	2B	3B	HR	RBI	BB	SO	SB
1997	NY. (AL), vs. Cle.	.000	1	0	0	0	0	0	0	0	0	0	0
1989	Selected by the Cincinnati Reds in the 34th round of the June Free Agent Draft...signed by Tom McDevitt.												
1992	Selected by Florida Marlins in Rule V draft, December 7.												
1994	Signed by Milwaukee Brewers as a minor league free agent, April 5.												
1995	Contract assigned outright to the Los Angeles Dodgers organization, February 8.												
1995	Signed by Minnesota Twins as a minor league free agent, June 1.												
1995	Signed by Cleveland Indians as a minor league free agent, December 19.												
1996	Contract assigned outright to the Toronto Blue Jays organization, March 13.												
1996	Signed by New York Yankees as a minor league free agent, November 27.												
1998	Signed by Royals as a minor league free agent, December 16.												

CAREER FIELDING

POSITION	PCT.	G	PO	A	E	TC	DP
Outfield	.989	80	87	5	1	93	2

1999 AND CAREER BREAKDOWN

Season	1999					CAREER					HR by City
	AVG.	AB	H	HR	RBI	AVG.	AB	H	HR	RBI	
Anaheim	.273	11	3	0	4	.214	14	3	0	4	0
Baltimore	.471	17	8	0	4	.381	21	8	0	4	0
Boston	.000	6	0	0	0	.190	21	4	0	4	0
Chicago	.250	8	2	0	0	.154	13	2	0	0	0
Cleveland	.300	10	3	0	0	.300	20	6	0	0	0
Detroit	.118	17	2	0	2	.174	23	4	0	3	0
Kansas City	-	-	-	-	-	.000	0	0	0	0	0
Minnesota	.308	13	4	0	0	.313	16	5	0	0	0
New York	.167	6	1	0	0	.167	6	1	0	0	0
Oakland	.500	4	2	0	1	.214	14	3	0	1	0
Seattle	.000	5	0	0	0	.167	12	2	0	0	0
Tampa Bay	.154	13	2	0	0	.154	13	2	0	0	0
Texas	.444	9	4	0	0	.500	10	5	0	0	0
Toronto	.571	7	4	0	0	.385	13	5	0	0	0
Arizona	-	-	-	-	-	-	-	-	-	-	-
Atlanta	-	-	-	-	-	.000	3	0	0	0	0
Chicago	.000	1	0	0	0	.000	1	0	0	0	0
Cincinnati	.571	7	4	0	1	.571	7	4	0	1	0
Colorado	-	-	-	-	-	-	-	-	-	-	-
Florida	-	-	-	-	-	.000	1	0	0	0	0
Houston	.000	1	0	0	0	.000	3	0	0	0	0
Los Angeles	-	-	-	-	-	.308	13	4	0	2	0
Milwaukee	.000	1	0	0	0	.250	16	4	0	0	0
Montreal	-	-	-	-	-	-	-	-	-	-	-
New York	-	-	-	-	-	-	-	-	-	-	-
Philadelphia	-	-	-	-	-	.000	1	0	0	0	0
Pittsburgh	.000	1	0	0	0	.000	1	0	0	0	0
St. Louis	-	-	-	-	-	-	-	-	-	-	-
San Diego	-	-	-	-	-	.308	13	4	0	1	0
San Francisco	-	-	-	-	-	.000	10	0	0	0	0
Home	.281	57	16	0	5	.262	130	34	0	9	
Road	.288	80	23	0	7	.237	135	32	0	11	
Before ASG	.308	65	20	0	7	.250	132	33	0	13	
After ASG	.264	72	19	0	5	.248	133	33	0	7	
vs. LHP	.462	13	6	0	1	.353	34	12	0	2	
vs. RHP	.266	124	33	0	11	.234	231	54	0	18	
RISP	.250	36	9	0	12	.227	66	15	0	20	
Bases Loaded	.750	4	3	0	7	.800	5	4	0	8	
Pinch Hitter	.179	39	7	0	4	.152	46	7	0	4	
Desig. Hitter	.280	50	14	0	6	.283	53	15	0	7	
April	.375	16	6	0	3	.246	57	14	0	6	
May	.263	19	5	0	3	.269	26	7	0	5	
June	.333	27	9	0	1	.261	46	12	0	2	
July	.316	19	6	0	1	.273	55	15	0	1	
August	.267	30	8	0	2	.290	31	9	0	2	
Sept./Oct.	.192	26	5	0	2	.180	50	9	0	4	

POSE'S BESTS

	Season		Game
AVG.	.285--1999	H	3--twice, at Mil., 7-19-97
H	39--1999		& at Tor., 6-21-99
HR	0	HR	0
RBI	12--1999	RBI	3--twice, at Bal., 4-29-99
SB	6--1999		& at Ana., 5-29-99
Hit Streak	6--1993	SB	2--vs. Sea., 7-26-97

68

ALEJANDRO PRIETO

INFIELDER

(NON-ROSTER PLAYER)**Ht.:** 5-11; **Wt.:** 175**Bats:** Right; **Throws:** Right**Opening Day Age:** 23**Born:** 6-19-76 in Caracas, Ven.**Resides:** Caracas, Ven.**Acquired:** Signed as a non-drafted free agent, 11-12-92**Contract Status:** Signed thru 2000**M.L. Service:** 0 days (Rookie)**1999**

◆ Alejandro spent the entire campaign with the Royals Double-A club in Wichita...helped the Wranglers to the Texas League title.

◆ batted at a .294 clip with 23 doubles, 6 home runs, 56 runs scored and 41 RBI in 114 games for the Wranglers.

◆ put together a 21-game hitting streak during the season, going 26-for-70, .371, during the hot stretch.

◆ primarily played shortstop (62 games), but also saw action at 2nd base (40 games), 3rd base (16 games) and in the outfield (3 games).

◆ hit .302 in 39 games for Zulia in the Venezuelan Winter League.

Minor League Notes

◆ Alejandro was signed by the Royals as a non-drafted free agent on November 12, 1992...signed by Chuck McMichael and Graciano Ravelo.

◆ missed most of the 1994 season after undergoing left shoulder surgery.

◆ led the Midwest League shortstops in putouts (199) and tied for 1st in double plays (70) in 1995 while playing at Springfield.

◆ named to the Carolina League All-Star team in 1996 in his 1st season at Wilmington...tied for 3rd in the league with 6 triples...also stole a career-high 26 bases that season.

◆ returned to Wilmington for the 1997 campaign.

◆ advanced to Double-A Wichita for the 1st time in 1998...earned Texas League Player of the Week honors for August 3-9.

◆ owns a career minor league average of .261 in 660 contests.

Miscellaneous Notes

◆ **Alejandro Antonio Prieto** attended Juan Pablo II High in his home country of Venezuela.

YEAR	CLUB	AVG.	G	AB	R	H	2B	3B	HR	RBI	BB	SO	SB
1993	Gulf Coast	.246	43	114	14	28	3	0	0	6	9	13	4
1994	Gulf Coast	.300	18	60	15	18	5	0	2	17	2	5	1
1995	Springfield	.251	124	431	61	108	9	3	2	44	40	69	11
1996	Wilmington	.284	119	447	65	127	19	6	1	40	31	66	26
1997	Wilmington	.215	129	437	52	94	13	3	3	38	41	59	20
1998	Wichita	.263	113	384	61	101	18	7	2	35	31	54	4
1999	Wichita	.294	114	360	56	106	23	4	6	41	35	47	12

1992 Signed by the Royals as a non-drafted free agent, November 12...signed by Chuck McMichael and Graciano Ravelo.

American League Curfew

The American League curfew provides that no inning may start after 1:00 a.m., but any inning that begins prior to 1 a.m. may be played to completion. Curfews shall be waived for the final series of the season in each of the parks of the contesting teams. There is no other curfew in the American League.

14**MARK QUINN**
OUTFIELDER

Ht.: 6-1; **Wt.:** 195
Bats: Right; **Throws:** Right
Opening Day Age: 25
Born: 5-21-74 in La Miranda, CA
Resides: West Covina, CA
Acquired: Selected in 11th round of
 1995 June Free Agent Draft
Contract Status: Signed thru 2000
M.L. Service: 22 days (Rookie)

**1999**

◆ Mark earned Royals Minor League Player of the Year and Pacific Coast League Rookie of the Year honors after an outstanding season with Triple-A Omaha.

◆ paced the loop with a .360 average while belting 25 homers and 84 RBI...it was the 2nd straight year he's won his league's batting title.

◆ named to the PCL post-season All-Star team and the Triple-A post-season All-Star teams as selected by *Baseball America* and Topps.

◆ finished 3rd in the league in slugging (.598), 5th in hits (154) and 5th in on-base percentage (.409).

◆ named the PCL Player of the Week for July 26-August 1.

◆ voted the league's best defensive outfielder in *Baseball America's* Tools of the Trade mid-season survey of the league's managers.

◆ recalled by Kansas City from the Golden Spikes on September 12.

◆ posted one of the most impressive major league debuts on September 14 vs. Anaheim...became the 4th player in major league history to smack 2 homers in his debut...recorded his 1st hit off Mike Fyhrie, a double in the 4th inning...drilled his 1st big league homer off Fyhrie in the 6th frame, then launched his 2nd dinger against Shigetoshi Hasegawa in the 8th.

◆ smacked 2 homers and 3 hits on September 20 at Seattle...collected 4 RBI on September 24 at Detroit.

◆ earned Royals Player of the Month for September...finished the month and his 1st big league stint with a .333 clip (20-for-60) with 4 doubles, 6 homers and 18 RBI in 17 games.

Minor League Notes

◆ Mark was Kansas City's 11th round selection in the 1995 June Free Agent Draft...signed by Terry Wetzel.

◆ hit .284 with 6 homers and 37 RBI in 44 games with Spokane in the Northwest League in his 1st professional season in 1995...was the NWL's Player of the Week for August 7-13.

◆ batted .302 with 9 homers and 71 RBI for Lansing in the Midwest League in 1996...finished 3rd in the Royals minor league system and was tied for 10th in the Midwest League in batting.

◆ began the 1997 season at Wilmington where he hit .308 with 16 home runs and 71 RBI in 87 contests...paced the club in RBI and was 2nd in homers...promoted to Wichita on July 29 where he hit at a .375 clip with a pair of homers and 19 RBI in just 26 contests.

◆ led the Texas League and tied for 7th among all minor leaguers with a .349 batting average for Wichita in 1998...earned a spot in the Texas League mid-season All-Star game and was selected as an outfielder on the Texas League post-season All-Star team...named to the 1998 Topps/NAPBL Class AA All-Star team.

MARK QUINN

Miscellaneous Notes

◆ **Mark David Quinn** is single...graduated from Clements High School in Sugar Land, TX in 1991.

◆ attended Rice University in Dallas where he was a teammate of Jose Cruz, Jr.

YEAR	CLUB	AVG.	G	AB	R	H	2B	3B	HR	RBI	BB	SO	SB
1995	Spokane	.284	44	162	28	46	12	2	6	37	15	28	0
1996	Lansing	.302	113	437	63	132	23	3	9	71	43	54	14
1997	Wilmington	.308	87	299	51	92	22	3	16	71	42	47	3
	Wichita	.375	26	96	26	36	13	0	2	19	15	19	1
1998	Wichita	*.349	100	372	82	130	26	6	16	84	43	54	4
1999	Omaha	*.360	107	428	67	154	27	0	25	84	28	69	7
	KANSAS CITY	.333	17	60	11	20	4	1	6	18	4	11	1
M.L.	Totals	.333	17	60	11	20	4	1	6	18	4	11	1

*-Led League

1995 Selected by Royals in 11th round of June Free Agent Draft, signed by Terry Wetzel.

CAREER FIELDING

POSITION	PCT.	G	PO	A	E	TC	DP
Outfield	.964	15	25	2	1	28	0

1999 AND CAREER BREAKDOWN

Season	1999					CAREER					HR by CITY
	AVG.	AB	H	HR	RBI	AVG.	AB	H	HR	RBI	
Season	.333	60	20	6	18	.333	60	20	6	18	
Anaheim	.545	11	6	2	6	.545	11	6	2	6	0
Baltimore	-	-	-	-	-	-	-	-	-	-	-
Boston	-	-	-	-	-	-	-	-	-	-	-
Chicago	-	-	-	-	-	-	-	-	-	-	-
Cleveland	.000	6	0	0	0	.000	6	0	0	0	0
Detroit	.421	19	8	1	7	.421	19	8	1	7	1
Kansas City	-	-	-	-	-	-	-	-	-	-	2
Minnesota	-	-	-	-	-	-	-	-	-	-	-
New York	-	-	-	-	-	-	-	-	-	-	-
Oakland	.100	10	1	1	1	.100	10	1	1	1	1
Seattle	.357	14	5	2	4	.357	14	5	2	4	2
Tampa Bay	-	-	-	-	-	-	-	-	-	-	-
Texas	-	-	-	-	-	-	-	-	-	-	-
Toronto	-	-	-	-	-	-	-	-	-	-	-
Home	.417	24	10	2	7	.417	24	10	2	7	
Road	.278	36	10	4	11	.278	36	10	4	11	
Before ASG	-	-	-	-	-	-	-	-	-	-	
After ASG	.333	60	20	6	18	.333	60	20	6	18	
vs. LHP	.333	9	3	1	1	.333	9	3	1	1	
vs. RHP	.333	51	17	5	17	.333	51	17	5	17	
RISP	.273	22	6	0	9	.273	22	6	0	9	
Bases Loaded	.000	3	0	0	1	.000	3	0	0	1	
Pinch Hitter	.000	1	0	0	0	.000	1	0	0	0	
Desig. Hitter	.750	4	3	2	4	.750	4	3	2	4	
Sept./Oct.	.333	60	20	6	18	.333	60	20	6	18	

QUINN'S BESTS

	Season		Game
AVG.	.333--1999	H	3--3 times, last: vs. Det., 10-1-99
H	20--1999		
HR	6--1999	HR	2--twice: vs. Ana., 9-14-99 and at Sea., 9-20-99
RBI	18--1999		
SB	1--1999	RBI	4--twice: vs. Ana., 9-14-99 and at Det., 9-24-99
Hit Streak	3--1999	SB	1--vs. Det., 10-2-99

31**JASON RAKERS**
RIGHT-HANDED PITCHER

Ht.: 6-2; **Wt.:** 200
Bats: Right; **Throws:** Right
Opening Day Age: 26
Born: 6-29-73 in Pittsburgh, PA
Resides: Pittsburgh, PA
Acquired: Claimed off waivers from Cleveland Indians, 11-17-99
Contract Status: Signed thru 2000
M.L. Service: 64 days (Rookie)

**1999**

- ◆ Jason spent most of the season pitching for the Buffalo Bisons, the Cleveland Indians Triple-A affiliate in the International League.
- ◆ posted a 7-8 record with a 4.92 ERA in 23 games for the Bisons including 20 starts.
- ◆ recalled by the parent Indians on August 18...made 1 appearance for the Tribe, tossing 2.0 innings of 2-hit, 1-run ball in an 11-10 loss at Oakland on August 24.
- ◆ placed on the 60-day Disabled List on August 31 with a pulled left groin muscle and missed the remainder of the season.
- ◆ was 2-1 with a 1.41 ERA in 21 relief appearances for Magallanes in the Venezuelan Winter League.

1998

- ◆ began the season at Double-A Akron and logged a 3-1 record and 2.59 ERA in 5 starts when he was promoted to the big leagues for the 1st time in his career on May 5.
- ◆ made his Major League debut on May 6 vs. Baltimore...allowed a run in the 9th inning on 3 walks in a 14-5 Tribe win.
- ◆ optioned to Triple-A Buffalo on May 19...spent the remainder of the season and the playoffs in the International League.
- ◆ combined for an 11-7 record and 4.18 ERA in 26 starts for Buffalo and Akron.
- ◆ was 2-1 with a 3.44 ERA in 3 post-season starts for the I.L. champs.
- ◆ played for Phoenix in the Arizona Fall League...posted a league-best 0.97 ERA in 8 starts in the AFL.

Minor League Notes

- ◆ Jason was selected by the Cleveland Indians in the 25th round of the 1995 June Free Agent Draft...signed by Rene Gayo.
- ◆ spent his 1st pro season at Watertown in the New York-Penn League...his 8.76 strikeouts/9 innings pitched ranked 3rd in the league.
- ◆ fractured his left ankle in an agility drill in spring training of 1996 which sidelined him from April 4-June 23...joined the Columbus club in the South Atlantic League...posted a 1.13 ERA in the SAL playoffs, allowing just 2 hits in his 8.0 innings of work.
- ◆ compiled an overall record of 10-9 with a 3.29 ERA in an organizational-high 25 starts at Kinston, Akron and Buffalo in 1997...also led all Tribe farmhands in innings (150.2) and finished 2nd in wins (10), strikeouts (139) and fewest walks per 9 innings (1.8).
- ◆ played for Mesa in the Arizona Fall League following the '97 season.

Miscellaneous Notes

- ◆ **Jason Paul Rakers** is single...graduated from Shaler Area High School in Pittsburgh, PA...attended the University of Pittsburgh and New Mexico State University.

JASON RAKERS

YEAR CLUB	W-L	ERA	G	GSC	SHO	SV	IP	H	R	ER	BB	SO	
1995 Watertown	4-3	3.00	14	14	1	+1	0	75.0	72	27	25	24	73
1996 Columbus	5-4	3.61	14	14	1	1	0	77.1	84	37	31	17	64
1997 Kingston	8-5	3.07	17	17	2	2	0	102.2	93	41	35	18	105
Buffalo	1-0	0.00	1	1	0	0	0	7.0	5	0	0	1	3
Akron	1-4	4.39	7	7	1	1	0	41.0	36	21	20	11	31
1998 Akron	3-1	2.59	5	5	0	0	0	31.1	35	10	9	7	27
Cleveland	0-0	9.00	1	0	0	0	0	1.0	0	1	1	3	0
Buffalo	8-6	4.57	21	21	1	0	0	126.0	134	70	64	38	89
1999 Buffalo	7-8	4.92	23	20	1	0	0	131.2	151	83	72	31	85
Cleveland	0-0	4.50	1	0	0	0	0	2.0	2	1	1	1	0
M.L. Totals	0-0	6.00	2	0	0	0	0	3.0	2	2	2	4	0

1995 Selected by Cleveland Indians in 25th round of June Free Agent Draft...signed by Rene Gayo.

1999 Claimed off waivers by the Royals from the Indians organization, November 17.

M.L. BATTING TOTALS

	AVG.	AB	H	HR	RBI
M.L. Totals	.000	0	0	0	0

CAREER FIELDING

POSITION	PCT.	G	PO	A	E	TC	DP
Pitcher	.000	2	0	0	0	0	0

1999 AND CAREER BREAKDOWN

Season	1999									CAREER								
	W	L	S	ERA	G	IP	H	ER		W	L	S	ERA	G	IP	H	ER	
Season	0	0	0	4.50	1	2.0	2	1		0	0	0	6.00	2	3.0	2	2	
Anaheim	-	-	-	-	-	-	-	-		-	-	-	-	-	-	-	-	
Baltimore	-	-	-	-	-	-	-	-		0	0	0	9.00	1	1.0	0	1	
Boston	-	-	-	-	-	-	-	-		-	-	-	-	-	-	-	-	
Chicago	-	-	-	-	-	-	-	-		-	-	-	-	-	-	-	-	
Cleveland	-	-	-	-	-	-	-	-		-	-	-	-	-	-	-	-	
Detroit	-	-	-	-	-	-	-	-		-	-	-	-	-	-	-	-	
Kansas City	-	-	-	-	-	-	-	-		-	-	-	-	-	-	-	-	
Minnesota	-	-	-	-	-	-	-	-		-	-	-	-	-	-	-	-	
New York	-	-	-	-	-	-	-	-		-	-	-	-	-	-	-	-	
Oakland	0	0	0	4.50	1	2.0	2	1		0	0	0	4.50	1	2.0	2	1	
Seattle	-	-	-	-	-	-	-	-		-	-	-	-	-	-	-	-	
Tampa Bay	-	-	-	-	-	-	-	-		-	-	-	-	-	-	-	-	
Texas	-	-	-	-	-	-	-	-		-	-	-	-	-	-	-	-	
Toronto	-	-	-	-	-	-	-	-		-	-	-	-	-	-	-	-	
Chicago	-	-	-	-	-	-	-	-		-	-	-	-	-	-	-	-	
Cincinnati	-	-	-	-	-	-	-	-		-	-	-	-	-	-	-	-	
Houston	-	-	-	-	-	-	-	-		-	-	-	-	-	-	-	-	
Milwaukee	-	-	-	-	-	-	-	-		-	-	-	-	-	-	-	-	
Pittsburgh	-	-	-	-	-	-	-	-		-	-	-	-	-	-	-	-	
St. Louis	-	-	-	-	-	-	-	-		-	-	-	-	-	-	-	-	
Home	-	-	-	-	-	-	-	-		0	0	0	9.00	1	1.0	0	1	
Road	0	0	0	4.50	1	2.0	2	1		0	0	0	4.50	1	2.0	2	1	
Before ASG	-	-	-	-	-	-	-	-		0	0	0	9.00	1	1.0	0	1	
After ASG	0	0	0	4.50	1	2.0	2	1		0	0	0	4.50	1	2.0	2	1	
Starter	-	-	-	-	-	-	-	-		-	-	-	-	-	-	-	-	
Reliever	0	0	0	4.50	1	2.0	2	1		0	0	0	6.00	2	3.0	2	2	
April	-	-	-	-	-	-	-	-		-	-	-	-	-	-	-	-	
May	-	-	-	-	-	-	-	-		0	0	0	9.00	1	1.0	0	1	
June	-	-	-	-	-	-	-	-		-	-	-	-	-	-	-	-	
July	-	-	-	-	-	-	-	-		-	-	-	-	-	-	-	-	
August	0	0	0	4.50	1	2.0	2	1		0	0	0	4.50	1	2.0	2	1	
Sept./Oct.	-	-	-	-	-	-	-	-		-	-	-	-	-	-	-	-	

Royals Biggest Come-From-Behind Victories

- 9 runs: June 15, 1979 at Milwaukee. Came back from 11-2 deficit to win 14-11.
- 7 runs: September 6, 1978 at Oakland. Came back from 7-0 deficit to win 11-8 in 12 innings.
7 runs: June 7, 1984 vs. Seattle. Came back from 7-0 deficit to win 9-8.
7 runs: July 17, 1991 vs. Baltimore. Came back from 7-0 deficit to win 9-8 in 15 innings.
7 runs: July 16, 1997 at Milwaukee (Game 2). Came back from 7-0 deficit to win 12-10.
7 runs: June 26, 1999 vs. Cleveland. Came back from 7-0 deficit to win 11-7.

16**JOE RANDA**
3RD BASEMAN

Ht.: 5-11; **Wt.:** 190
Bats: Right; **Throws:** Right
Opening Day Age: 30
Born: 12-18-69 in Milwaukee, WI
Resides: Overland Park, KS
Acquired: Obtained from New York Mets in exchange for Juan LeBron, 12-10-98
Contract Status: Signed thru 2000
M.L. Service: 4 years, 114 days

**1999**

- ◆ Joe returned to the Royals after a 2 year hiatus and proceeded to put together his best big league season...batted at a .314 clip with 16 home runs, 92 runs scored and 84 RBI...all 4 numbers represented career highs.
- ◆ finished 6th in the American League with a team-leading 197 hits...it was the 5th highest single season total in club history and the most hits by a Royal since Kevin Seitzer recorded 207 hits in 1987.
- ◆ tied for 5th in the league with 8 triples...had just a dozen 3-baggers in his first 4 seasons combined...was 5th in the loop with 628 at-bats.
- ◆ homered in his 1st at-bat of the season, a solo shot off Boston's Pedro Martinez on Opening Day, April 5, in Kansas City.
- ◆ stole home on the front end of a double steal at Minnesota May 10.
- ◆ named the Royals Player of the Month in both June (.358-3-16) and July (.442-6-19).
- ◆ tied a club record with 2 triples in a game on June 8 vs. St. Louis.
- ◆ established a club record with 10 consecutive hits from June 8-12...had a single in his final at-bat against St. Louis on June 8 (after going 2-for-4 with a pair of triples previously in that contest), recorded 3 singles and 2 doubles en route to the 1st 5-hit game of his career the next day against the Cardinals (the 25th 5-hit game in club history), was 3-for-3 with a pair of homers and a double on June 11 at Pittsburgh, then singled in his 1st at-bat the following day at Pittsburgh...the previous club record was 8 consecutive hits, set by Amos Otis in 1970 and matched by George Brett in 1980.
- ◆ the hot stretch earned him American League Player of the Week honors for June 7-13...led the league in slugging (1.083), on-base percentage (.593), runs (10) and total bases (26).
- ◆ named the American League Player of the Month for July after becoming just the 3rd Royal in history to record 50 or more hits in a month...led the league with 50 hits and a .442 average, scoring 21 runs while driving in 19...was the 1st Royal to win the league's monthly award since Jeff King was honored in June of 1997...George Brett (52 hits in August of 1980) and Willie Wilson (51 hits in July of 1982) are the only other Royals to collect 50 hits in a single month.
- ◆ hit safely in a career-high 18 straight games from July 1-21...was 36-for-74, .486, during the span.
- ◆ notched his 2nd 5-hit game of the season on July 9 vs. Houston.
- ◆ homered twice in a game on 3 occasions: June 11 at Pittsburgh, July 6 at Chicago White Sox and July 25 vs. Oakland...had never homered twice in a game previously.
- ◆ collected a career-high 5 RBI vs. Oakland on July 25.
- ◆ led all players with a .508 average (33-for-65) in interleague play.

JOE RANDA

- ◆ hit .356 with 1 homer and 10 RBI against left-handed pitching and .306 with 15 homers and 74 RBI against right-handed hurlers.
- ◆ had the league's 5th best fielding percentage among 3rd basemen with a .952 mark...led all 3rd basemen with the most putouts (119), assists (314), total chances (455) and double plays (29).

Career Notes

- ◆ Joe has been part of 5 different organizations, the Royals, Pirates, Diamondbacks, Tigers and Mets, but never put on a uniform for 2 of those franchises, spending only hours with Arizona and less than a week with the Mets.
- ◆ is a .297 lifetime hitter (155-for-522) with men in scoring position.
- ◆ has stolen 30 of 48 bases in his career, a 63 percent success rate.

1998

- ◆ spent the campaign with the Detroit Tigers...batted .233 prior to the All-Star break and .287 after the break.
- ◆ named American League Player of the Week for the week of Sept. 7-13...was 10-for-21, .476, with 2 doubles, 2 homers and 6 RBI.
- ◆ hit safely in 25 of his final 33 games, going 38-for-115, .330, raising his average from .229 to .254.
- ◆ belted a home run off Roger Clemens on September 26, making him 1 of just 2 right-handed batters to connect off Clemens in 1998.
- ◆ ranked 2nd among A.L. 3rd basemen and tied for 3rd in the majors with a .976 fielding percentage.
- ◆ had a 40-game errorless streak snapped on June 14 at Kansas City, the longest streak by a Tiger 3rd baseman since 1996.
- ◆ traded to the New York Mets on December 4 in exchange for RHP Willie Blair...dealt to the Royals 6 days later in exchange for OF Juan LeBron.

1997

- ◆ topped the .300 mark for the 2nd consecutive year while seeing his 1st National League action with the Pittsburgh Pirates.
- ◆ tied for 3rd in the senior circuit with 9 triples.
- ◆ led the club with a .317 average (38-for-120) with runners in scoring position.
- ◆ fractured the small finger on his left hand while sliding head-first into 3rd base on June 27...on the Disabled List from June 28-July 27.
- ◆ selected by Arizona in the 3rd round of the expansion draft on November 18...traded the same day to Detroit with Gabe Alvarez and Matt Drews in exchange for Travis Fryman.

1996

- ◆ hit .303 in 110 games for the Royals in his 1st full major league season...collected 3 hits in his final game to reach the .300 plateau.
- ◆ led the Royals with a .349 average (29-for-83) with runners in scoring position.
- ◆ recorded a career-high 4 RBI on June 11 vs. California.
- ◆ spent from May 5-27 on the Disabled List with torn cartilage in his left knee...logged a rehab. assignment at Triple-A Omaha.

1995

- ◆ began the season with Kansas City but optioned to Omaha in early July...returned to the parent team in September to close out the year.
- ◆ collected his 1st major league hit off California's Mark Langston on May 14.
- ◆ hit his 1st home run off Seattle's Dave Fleming at Kauffman Stadium on May 16.

Minor League Notes

- ◆ Joe was selected by the Royals in the 11th round of the 1991 June Free Agent Draft...signed by Wil Rutenschroer.

JOE RANDA

◆ was a unanimous choice as MVP in the Northwest League while playing for Eugene in 1991 in his 1st pro season...led the league in hits, total bases (150) and on-base percentage (.438)...also led the league's 3rd basemen in fielding (.923)...named to *Baseball America's* Short-Season A All-Star team and to the Topps Class A Short-Season/Rookie All-Star team...named the league's 2nd best prospect.

◆ split the 1992 season between Class A squads in Appleton and Baseball City...hit a combined .290 with 6 homers and 55 RBI in 123 games...selected to play in the mid-season Midwest League All-Star game...promoted to Baseball City on July 4.

◆ tied for 9th in the Southern League in hitting in 1993 while playing for Double-A Memphis...played in the Double-A All-Star game and was named to the league's post-season All-Star team...voted the league's 9th best prospect by the S.L. managers.

◆ spent the 1994 season at Triple-A Omaha and led all American Association 3rd basemen in games (126), chances (433), putouts (85), assists (324) and double plays (28).

Miscellaneous Notes

◆ **Joseph Gregory Randa** is married to Bethany...the couple has 1 child, Jacob (12-14-98).

◆ graduated from Kettle-Moraine High School in Wales, WI in 1988...lettered in baseball, football, basketball and tennis and helped his baseball squad to the state title as a senior.

◆ played baseball at Indian River Community College in Florida and at the University of Tennessee.

◆ Joe and Bethany support the Sunshine Center School, which provides educational services to children with disabilities...served as an analyst for ESPN Radio during the 1999 American League playoffs.

YEAR	CLUB	AVG.	G	AB	R	H	2B	3B	HR	RBI	BB	SO	SB
1991	Eugene	.338	72	275	53	93	20	2	11	59	46	29	6
1992	Appleton	.301	72	266	55	80	13	0	5	43	34	37	6
	Baseball City	.275	51	189	22	52	7	0	1	12	12	21	4
1993	Memphis	.295	131	505	74	149	31	5	11	72	39	64	8
1994	Omaha	.275	127	455	65	125	27	2	10	51	30	49	5
1995	KANSAS CITY	.171	34	70	6	12	2	0	1	5	6	17	0
	Omaha	.275	64	233	33	65	10	2	8	33	22	33	2
1996	KANSAS CITY	.303	110	337	36	102	24	1	6	47	26	47	13
	Omaha	.111	3	9	1	1	0	1	0	0	1	1	0
1997	Pittsburgh	.302	126	443	58	134	27	9	7	60	41	64	4
	Calgary	.364	3	11	4	4	1	0	1	4	3	4	0
1998	Detroit	.254	138	460	56	117	21	2	9	50	41	70	8
1999	KANSAS CITY	.314	156	628	92	197	36	8	16	84	50	80	5
A.L. Totals		.286	438	1495	190	428	83	11	32	186	123	214	26
N.L. Totals		.302	126	443	58	134	27	9	7	60	41	64	4
M.L. Totals		.290	564	1938	248	562	110	20	39	246	164	278	30

*-Led League

1991 Selected by Royals in the 11th round of the June Free Agent Draft, signed by Wil Rutenfroer.

1996 Obtained by Pittsburgh with pitchers Jeff Granger, Jeff Martin and Jeff Wallace from the Royals in exchange for infielders Jay Bell and Jeff King, December 13.

1997 Selected by Arizona in the 3rd round of the MLB Expansion Draft, November 18.

1997 Obtained by Detroit with Gabe Alvarez and Matt Drews from Arizona in exchange for infielder Travis Fryman, Nov. 18.

1998 Obtained by New York Mets from Detroit in exchange for RHP Willie Blair, December 4.

1998 Obtained by Royals in exchange for OF Juan LeBlon, December 10.

RANDA'S BESTS

	Season		Game
AVG.	.314--1999	H	5--twice, vs. St.L., 6-9-99
H	197--1999		& vs. Hou., 7-9-99
HR	16--1999	HR	2--3 times, last:
RBI	84--1999		vs. Oak., 7-25-99
SB	13--1996	RBI	5--vs. Oak., 7-25-99
Hit Streak	18--1999	SB	1--30 times, last:
			at Bos., 9-2-99

JOE RANDA

CAREER FIELDING

POSITION	PCT.	G	PO	A	E	TC	DP
1st Base	1.000	8	25	3	0	28	3
2nd Base	.990	57	72	122	2	196	23
3rd Base	.953	508	310	933	61	1304	82

1999 AND CAREER BREAKDOWN

Season	1999					CAREER					HR by
	AVG.	AB	H	HR	RBI	AVG.	AB	H	HR	RBI	CITY
	.314	628	197	16	84	.290	1938	562	39	246	
Anaheim	.327	49	16	1	5	.327	101	33	3	11	2
Baltimore	.417	36	15	2	9	.315	89	28	2	12	0
Boston	.132	38	5	1	1	.223	103	23	2	16	1
Chicago	.333	51	17	3	7	.277	148	41	6	20	5
Cleveland	.400	40	16	0	5	.316	136	43	2	17	1
Detroit	.262	42	11	0	3	.284	67	19	1	6	3
Kansas City	-	-	-	-	-	.224	49	11	3	7	12
Minnesota	.240	50	12	0	6	.267	120	32	1	13	1
New York	.108	37	4	2	5	.186	97	18	2	12	0
Oakland	.255	47	12	2	13	.306	108	33	4	20	1
Seattle	.333	48	16	0	5	.271	107	29	1	8	0
Tampa Bay	.359	39	14	0	3	.300	70	21	0	9	0
Texas	.273	44	12	0	3	.308	91	28	0	8	0
Toronto	.333	42	14	1	5	.298	84	25	2	9	2
Arizona	-	-	-	-	-	-	-	-	-	-	-
Atlanta	-	-	-	-	-	.211	38	8	0	1	0
Chicago	.556	9	5	2	3	.347	49	17	2	8	2
Cincinnati	.429	7	3	0	1	.200	45	9	0	6	0
Colorado	-	-	-	-	-	.324	37	12	1	5	1
Florida	-	-	-	-	-	.278	36	10	0	2	0
Houston	.538	13	7	0	1	.381	42	16	0	6	0
Los Angeles	-	-	-	-	-	.289	38	11	1	3	0
Milwaukee	.417	12	5	0	1	.278	79	22	0	6	0
Montreal	-	-	-	-	-	.357	42	15	1	7	1
New York	-	-	-	-	-	.400	25	10	0	5	0
Philadelphia	-	-	-	-	-	.379	29	11	0	7	0
Pittsburgh	.417	12	5	2	4	.294	17	5	2	4	7
St. Louis	.667	12	8	0	4	.487	39	19	2	12	0
San Diego	-	-	-	-	-	.304	23	7	1	5	0
San Francisco	-	-	-	-	-	.207	29	6	0	1	0
Home	.320	316	101	7	47	.296	960	284	18	137	
Road	.308	312	96	9	37	.284	978	278	21	109	
Before ASG	.320	341	109	9	41	.281	1074	302	21	127	
After ASG	.307	287	88	7	43	.301	864	260	18	119	
vs. LHP	.356	101	36	1	10	.289	519	150	7	60	
vs. RHP	.306	527	161	15	74	.290	1419	412	32	186	
RISP	.287	181	52	4	68	.297	522	155	7	197	
Bases Loaded	.200	10	2	0	5	.278	36	10	0	26	
Pinch Hitter	-	-	-	-	-	.200	25	5	0	3	
Desig. Hitter	-	-	-	-	-	.143	7	1	0	1	
March/April	.247	81	20	3	6	.234	312	73	4	30	
May	.259	116	30	1	12	.289	346	100	7	35	
June	.358	95	34	3	16	.297	333	99	7	53	
July	.442	113	50	6	19	.330	261	86	8	33	
August	.284	109	31	3	17	.279	337	94	6	41	
Sept./Oct.	.281	114	32	0	14	.315	349	110	7	54	

Figuring Baseball Statistics

Batting Average—divide the total number of safe hits by the total times at bat.

Slugging Percentage—divide the total bases of all safe hits by the total times at bat.

Pitchers Earned Run Average—multiply the total earned runs by 9, and divide the result by the total number of innings pitched.

Fielding Percentage—divide the total putouts and assists by the total putouts, assists and errors.

Won-Loss Percentage—divide the number of games won by the total games won and lost.

On-Base Percentage—divide hits plus total bases on balls plus hit-by-pitcher by at-bats plus total bases on balls, hit-by-pitcher and sacrifice flies (for purposes of this percentage ignore being awarded first base on interference or obstruction).

12**JEFF REBOULET****INFIELDER****Ht.:** 6-0; **Wt.:** 175**Bats:** Right; **Throws:** Right**Opening Day Age:** 35**Born:** 4-30-64 in Dayton, OH**Resides:** Dayton, OH**Acquired:** Obtained from Baltimore Orioles in exchange for a player to be named later (INF Ray Brown), 12-12-99**Contract Status:** Signed thru 2000**M.L. Service:** 7 years, 119 days**1999**

◆ Jeff appeared in 99 games for the Baltimore Orioles, making 42 starts...played 2nd base, shortstop and 3rd base, logging a .991 fielding percentage with just 2 errors.

◆ started the first 4 games of the season at 2nd base while Delino DeShields was on the Disabled List.

◆ had a putout or assist in every inning on April 8 vs. Tampa Bay, fielding 13 chances.

◆ matched his career high with 4 runs scored on May 7 at Detroit.

◆ played in a season-high 11 straight games from June 16-27.

◆ was 5-for-58 (.086) over his last 55 games and had just 1 RBI after June 16.

Career Notes

◆ Jeff has spent his entire 8-year big league career in the American League, playing with the Minnesota Twins (1992-96) and the Baltimore Orioles (1997-99).

◆ appeared in both the Division Series vs. Seattle and League Championship Series vs. Cleveland in 1997 with the Orioles.

1998

◆ appeared in 79 games for the Orioles...started 14 consecutive games from July 18-August 2 when Robbie Alomar was on the D.L.

◆ executed all 3 of the Orioles suicide squeeze plays in 1998: June 14 vs. Toronto, July 21 vs. Oakland and August 1 vs. Kansas City.

◆ only home run of the season came on July 22 vs. Oakland off Blake Stein.

◆ signed a 2-year contract extension with the O's for the 1999 and 2000 seasons on August 20.

1997

◆ signed by the Orioles as a free agent on January 30.

◆ connected for a pinch hit home run on July 6 at Detroit.

◆ tied his career high with 4 home runs on the season.

1996

◆ played 13 games at 1st base, 22 at 2nd, 36 at 3rd, 37 at short and made 7 appearances in the outfield for the Twins.

◆ outrighted to Triple-A Salt Lake on October 4 and declined the assignment, becoming a free agent.

1995

◆ established career highs in runs, hits and home runs for the Orioles, seeing action at all 4 infield positions and catcher.

◆ pinch-hit and remained in the game at catcher on August 4 against Kansas City.

◆ collected a career-high 4 hits on August 27 vs. Milwaukee.

JEFF REBOULET

1994

◆ recorded 7 consecutive hits from June 10-12 and had 3 consecutive 3-hit games from June 11-13...logged 10 hits in an 11 at-bat stretch from June 10-15.

◆ put together a career-high 9-game hitting streak from June 9-21, going 16-for-30, a .533 clip.

1993

◆ enjoyed his 1st career 3-hit game on July 21 at Detroit.

◆ was 38-for-111, .342, in his final 43 games to raise his average from .186 to .258.

1992

◆ contract was purchased by Minnesota from Triple-A Portland on May 12...made Major League debut that day vs. Boston.

◆ doubled off Mike Christopher for his 1st big league hit and RBI on May 16 at Cleveland.

◆ returned to the minors June 19...recalled for a 2nd time July 17.

◆ belted his 1st big league home run off Milwaukee's Ricky Bones on August 2.

Minor League Notes

◆ Jeff was the Minnesota Twins 10th round pick in the 1986 June Free Agent Draft...signed by Ed Dunn.

◆ began his professional career at Visalia in 1986...walked 21 more times than he struck out that season.

◆ spent parts of each year from 1987-90 with the Twins Double-A club in Orlando.

◆ played in the Southern League All-Star game in 1988...led the league's shortstops in games, total chances (602) and putouts (225).

◆ began the 1989 season at Orlando...promoted to Triple-A Portland on May 14...returned to Orlando on June 26.

◆ hit .381 in 6 Southern League playoff games in 1990.

◆ spent the entire 1991 season at Portland, his 1st full year at Triple-A...played in a career-high 134 games.

Miscellaneous Notes

◆ **Jeffrey Allen Reboulet** is married to Jana...they have 3 children: Jason (3-22-93), Zachary (8-20-94) and Lucas (12-3-98).

◆ is a 1982 graduate of Alter High School in Kettering, OH...played baseball, football and hockey in high school.

◆ attended Triton Junior College in River Grove, IL where he earned 1st team all-America honors...inducted into the Triton Hall of Fame in January of 1993...graduated from Louisiana State University.

◆ brother, Jim, was a 2nd baseman in the Cards and Pirates chains.

YEAR	CLUB	AVG.	G	AB	R	H	2B	3B	HR	RBI	BB	SO	SB
1986	Visalia	.287	72	254	54	73	13	1	0	29	54	33	14
1987	Orlando	.256	129	422	52	108	15	1	1	35	58	56	9
1988	Orlando	.255	125	439	57	112	24	2	4	41	53	55	18
	Portland	.083	4	12	0	1	0	0	0	1	3	2	0
1989	Orlando	.216	81	291	43	63	5	1	0	26	49	33	11
	Portland	.246	26	65	9	16	1	0	0	3	12	11	2
1990	Orlando	.230	97	287	43	66	12	2	2	28	57	37	10
1991	Portland	.248	134	391	50	97	27	3	3	46	57	52	5
1992	Portland	.286	48	161	21	46	11	1	2	21	35	18	3
	Minnesota	.190	73	137	15	26	7	1	1	16	23	26	3
1993	Minnesota	.258	109	240	33	62	8	0	1	15	35	37	5
1994	Minnesota	.259	74	189	28	49	11	1	2	23	18	23	0
1995	Minnesota	.292	87	216	39	63	11	0	4	23	27	34	1
1996	Minnesota	.222	107	234	20	52	9	0	0	23	25	34	4
1997	Baltimore	.237	99	228	26	54	9	0	4	27	23	44	3
1998	Baltimore	.246	79	126	20	31	6	0	1	8	19	34	0
1999	Baltimore	.162	99	154	25	25	4	0	0	4	33	29	1
M.L. Totals		.238	727	1524	206	362	65	2	14	139	203	261	17

DIVISION SERIES RECORD

YEAR	CLUB, OPP.	AVG.	G	AB	R	H	2B	3B	HR	RBI	BB	SO	SB
1997	Bal., vs. Sea.	.200	2	5	1	1	0	0	1	1	0	2	0

JEFF REBOULET

LEAGUE CHAMPIONSHIP RECORD

YEAR	CLUB, OPP.	AVG.	G	AB	R	H	2B	3B	HR	RBI	BB	SO	SB
1997	Bal., vs. Cle.	.000	1	2	1	0	0	0	0	0	0	1	0
1986	Selected by the Minnesota Twins in the 10th round in the June Free Agent Draft, signed by Ed Dunn.												
1997	Signed by the Baltimore Orioles as a free agent, January 30.												
1999	Obtained by the Royals from the Orioles in exchange for a player to be named later (INF Ray Brown), December 12.												

CAREER FIELDING

POSITION	PCT.	G	PO	A	E	TC	DP
Catcher	.000	1	0	0	0	0	0
1st Base	.996	40	214	23	1	238	22
2nd Base	.985	202	253	386	10	648	92
3rd Base	.977	212	91	246	8	345	25
Shortstop	.978	276	315	561	20	896	106
Outfield	1.000	22	9	2	0	11	0

1999 AND CAREER BREAKDOWN

Season	1999					CAREER					HR by
	AVG.	AB	H	HR	RBI	AVG.	AB	H	HR	RBI	CITY
Season	.162	154	25	0	4	.238	1524	362	14	139	
Anaheim	.000	6	0	0	0	.172	116	20	1	8	1
Baltimore	-	-	-	-	-	.220	59	13	1	6	3
Boston	.000	10	0	0	0	.214	126	27	0	11	0
Chicago	.125	24	3	0	0	.252	135	34	0	9	0
Cleveland	.308	13	4	0	1	.202	99	20	0	7	0
Detroit	.250	16	4	0	0	.269	119	32	1	13	1
Kansas City	.429	7	3	0	1	.261	134	35	2	16	1
Minnesota	.200	5	1	0	0	.269	26	7	1	3	4
New York	.400	5	2	0	0	.228	92	21	0	6	0
Oakland	.091	11	1	0	0	.238	101	24	3	12	2
Seattle	.250	8	2	0	0	.226	137	31	1	9	0
Tampa Bay	.063	16	1	0	1	.083	24	2	0	1	0
Texas	.000	2	0	0	0	.319	113	36	0	9	0
Toronto	.000	8	0	0	0	.207	92	19	1	7	0
Arizona	-	-	-	-	-	-	-	-	-	-	-
Atlanta	.000	3	0	0	0	.125	8	1	0	1	0
Chicago	-	-	-	-	-	-	-	-	-	-	-
Cincinnati	-	-	-	-	-	-	-	-	-	-	-
Colorado	-	-	-	-	-	-	-	-	-	-	-
Florida	.250	4	1	0	0	.222	9	2	0	0	0
Houston	-	-	-	-	-	-	-	-	-	-	-
Los Angeles	-	-	-	-	-	-	-	-	-	-	-
Milwaukee	-	-	-	-	-	.287	94	27	3	17	2
Montreal	.200	5	1	0	0	.154	13	2	0	0	0
New York	.000	2	0	0	1	.308	13	4	0	1	0
Philadelphia	.222	9	2	0	0	.357	14	5	0	3	0
Pittsburgh	-	-	-	-	-	-	-	-	-	-	-
St. Louis	-	-	-	-	-	-	-	-	-	-	-
San Diego	-	-	-	-	-	-	-	-	-	-	-
San Francisco	-	-	-	-	-	-	-	-	-	-	-
Home	.184	73	12	0	3	.239	714	171	7	65	
Road	.160	81	13	0	1	.236	810	191	7	74	
Before ASG	.189	106	20	0	3	.228	794	181	8	79	
After ASG	.104	48	5	0	1	.248	730	181	6	60	
vs. LHP	.235	51	12	0	2	.255	561	143	9	48	
vs. RHP	.126	103	13	0	2	.227	963	219	5	91	
RISP	.146	41	6	0	4	.249	365	91	3	124	
Bases Loaded	.000	2	0	0	1	.273	33	9	0	31	
Pinch Hitter	.000	1	0	0	0	.271	48	13	1	7	
Desig. Hitter	-	-	-	-	-	.333	6	2	0	0	
April	.211	19	4	0	1	.208	192	40	4	23	
May	.194	36	7	0	1	.207	256	53	2	22	
June	.220	41	9	0	1	.265	272	72	1	26	
July	.043	23	1	0	1	.256	258	66	2	26	
August	.143	21	3	0	0	.240	296	71	4	25	
Sept./Oct.	.071	14	1	0	0	.240	250	60	1	17	

REBOULET'S BESTS

	Season		Game
AVG.	.292--1995	H	4--at Mil., 8-27-95
H	63--1995	HR	1--14 times, last: vs. Oak., 7-22-98
HR	4--1995 & 1997	RBI	3--6 times, vs. Phil., 7-2-97
RBI	27--1997	SB	2--at Bos., 9-26-93
SB	5--1993		
Hit Streak	9--1994		

41**DAN REICHERT****RIGHT-HANDED PITCHER****Ht.:** 6-3; **Wt.:** 175**Bats:** Right; **Throws:** Right**Opening Day Age:** 23**Born:** 7-12-76 in Monterey, CA**Resides:** Turlock, CA**Acquired:** Selected in 1st round of 1997 June Free Agent Draft**Contract Status:** Signed thru 2000**M.L. Service:** 87 days**1999**

◆ Dan began the season at Triple-A and earned his 1st promotion to the big leagues before an injury ended his season prematurely.

◆ posted a 9-2 record with a 3.71 ERA in 17 games, all starts, with Triple-A Omaha in the Pacific Coast League...led the Golden Spikes with 123 batters in 111.2 innings pitched, allowing just 92 hits.

◆ earned PCL Pitcher of the Week honors for June 28-July 4.

◆ ranked 2nd among PCL starters with a .228 opponents batting average and was 3rd with 9.91 strikeouts per 9 innings pitched.

◆ selected to represent Omaha in the Triple-A All-Star game.

◆ named to the United States team for the Pan Am games before joining the Royals.

◆ contract was purchased from Omaha on July 9...made his major league debut in start at Milwaukee on July 16 in a 12-10 no-decision (1.2 IP, 5 H, 7 ER, 4 BB).

◆ was the winning pitcher in his 1st big league decision, a 12-8 win at Texas on July 31 in his 4th start.

◆ fired 7.0 scoreless frames of 4-hit ball at New York for a 3-0 win on August 18.

◆ suffered a crack in his right elbow (capitellum bone) on a line drive hit by Baltimore's Albert Belle in the 5th inning of a 4-2 loss on August 23...placed on the 15-day Disabled List on August 25...transferred to the 60-day Disabled List on September 3.

◆ finished his rookie slate with a 2-2 record and 9.08 ERA in 8 starts.

◆ earned a spot on the Triple-A post-season All-Star team as selected by *Baseball America*.

◆ pitched for San Juan in the Puerto Rican Winter League...was 2-3 with a 2.29 ERA in 7 games, fanning 34 batters in 35.1 innings.

Minor League Notes

◆ Dan was selected by the Royals with the 7th pick in the 1st round of the 1997 June Free Agent Draft...signed by Dave Herrera...was the 4th pitcher selected in the draft.

◆ spent his 1st pro season with Spokane in the Northwest League where he earned Royals Minor League Pitcher of the Year honors.

◆ invited to the big league spring training camp in 1998 and was impressive, holding opponents to a .192 average in 7.1 innings.

◆ assigned to Wichita (AA) to start the 1998 season...struggled as his weight and his velocity both went down...spent from May 16-June 24 on the D.L. as he was diagnosed with diabetes.

◆ worked the remainder of the '98 season trying to regain his pitching shape and stamina...combined on 4 minor league stops for a 5-6 record and a 5.77 ERA in 26 contests.

◆ named the PCL Pitcher of the Week for August 24-30, 1998.

DAN REICHERT

Miscellaneous Notes

- ◆ **Daniel Robert Reichert** is single...graduated from Turlock (CA) High School in 1994...named the team MVP as a senior in baseball.
- ◆ attended the University of the Pacific...led the nation with 169 strikeouts as a junior...became the 1st pitcher ever to be named Collegiate Baseball National Player of the Week 2 consecutive weeks, February 10 and 17, 1997...logged an NCAA Division I record for most strikeouts in 2 consecutive starts with 38...set an NCAA record for most innings pitched in a season without allowing a homer (133.1).
- ◆ following his junior year he earned 1st team all-America honors by *Collegiate Baseball*, *The Sporting News*, the National Collegiate Baseball Writers Association and *Baseball America*.

YEAR	CLUB	W-L	ERA	G	GSCG	SHO	SV	IP	H	R	ER	BB	SO
1997	Spokane	3-4	2.84	9	9	0	0	38.0	40	25	12	16	39
1998	Wichita	1-4	9.75	8	8	0	0	36.0	52	40	39	29	24
	Lansing	1-1	3.28	13	6	0	0	35.2	25	16	13	20	35
	Wilmington	2-0	3.21	2	2	0	0	14.0	13	5	5	4	10
	Omaha	1-1	4.67	3	3	0	0	17.1	14	10	9	2	11
1999	Omaha	9-2	3.71	17	17	1	0	111.2	92	51	46	50	123
	KANSAS CITY	2-2	9.08	8	8	0	0	36.2	48	38	37	32	20
M.L. Totals		2-2	9.08	8	8	0	0	36.2	48	38	37	32	20

1997 Selected by Royals in 1st round (7th pick overall) of June Free Agent Draft...signed by Dave Herrera.

M.L. BATTING TOTALS

	AVG.	AB	H	HR	RBI
M.L. Totals	.333	3	1	0	0

CAREER FIELDING

POSITION	PCT.	G	PO	A	E	TC	DP
Pitcher	1.000	8	3	3	0	6	1

1999 AND CAREER BREAKDOWN

Season	1999								CAREER							
	W	L	S	ERA	G	IP	H	ER	W	L	S	ERA	G	IP	H	ER
Anaheim	-	-	-	-	0	-	-	-	-	-	-	-	0	-	-	-
Baltimore	0	1	0	6.23	1	4.1	7	3	0	1	0	6.23	1	4.1	7	3
Boston	-	-	-	-	-	-	-	-	-	-	-	-	-	-	-	-
Chicago	-	-	-	-	-	-	-	-	-	-	-	-	-	-	-	-
Cleveland	-	-	-	-	-	-	-	-	-	-	-	-	-	-	-	-
Detroit	-	-	-	-	-	-	-	-	-	-	-	-	-	-	-	-
Kansas City	-	-	-	-	-	-	-	-	-	-	-	-	-	-	-	-
Minnesota	0	0	0	6.75	1	5.1	6	4	0	0	0	6.75	1	5.1	6	4
New York	1	0	0	0.00	1	7.0	4	0	1	0	0	0.00	1	7.0	4	0
Oakland	0	0	0	24.00	1	3.0	4	8	0	0	0	24.00	1	3.0	4	8
Seattle	-	-	-	-	-	-	-	-	-	-	-	-	-	-	-	-
Tampa Bay	0	1	0	7.50	1	6.0	8	5	0	1	0	7.50	1	6.0	8	5
Texas	1	0	0	9.00	1	5.0	8	5	1	0	0	9.00	1	5.0	8	5
Toronto	-	-	-	-	-	-	-	-	-	-	-	-	-	-	-	-
Chicago	0	0	0	10.38	1	4.1	6	5	0	0	0	10.38	1	4.1	6	5
Cincinnati	-	-	-	-	-	-	-	-	-	-	-	-	-	-	-	-
Houston	-	-	-	-	-	-	-	-	-	-	-	-	-	-	-	-
Milwaukee	0	0	0	37.80	1	1.2	5	7	0	0	0	37.80	1	1.2	5	7
Pittsburgh	-	-	-	-	-	-	-	-	-	-	-	-	-	-	-	-
St. Louis	-	-	-	-	-	-	-	-	-	-	-	-	-	-	-	-
Home	0	2	0	9.64	4	18.2	25	20	0	2	0	9.64	4	18.2	25	20
Road	2	0	0	8.50	4	18.0	23	17	2	0	0	8.50	4	18.0	23	17
Before ASG	-	-	-	-	-	-	-	-	-	-	-	-	-	-	-	-
After ASG	2	2	0	9.08	8	36.2	48	37	2	2	0	9.08	8	36.2	48	37
Starter	2	2	0	9.08	8	36.2	48	37	2	2	0	9.08	8	36.2	48	37
Reliever	-	-	-	-	-	-	-	-	-	-	-	-	-	-	-	-
July	1	0	0	16.07	4	14.0	23	25	1	0	0	16.07	4	14.0	23	25
August	1	2	0	4.76	4	22.2	25	12	1	2	0	4.76	4	22.2	25	1

REICHERT'S BESTS

	Season	Game
W	2—1999	Low Hit
ERA	9.08—1999	SO
SV	0	5—at Chi. Cubs,
IP	36.2—1999	7-20-99
SO	20—1999	
Win Streak	1—1999	

Ht.: 6-6; **Wt.:** 215

Bats: Right; **Throws:** Right

Opening Day Age: 26

Born: 5-14-73 at Milwaukee, WI

Resides: Altamonte Springs, FL

Acquired: Obtained from the Oakland A's with Blake Stein and Jeff D'Amico in exchange for Kevin Appier, 7-31-99

Contract Status: Signed thru 2000

M.L. Service: 1 year, 108 days



1999

◆ Brad was part of a 4-player deal that brought him to Kansas City on July 31 from Oakland with pitchers Blake Stein and Jeff D'Amico in exchange for Kevin Appier.

◆ began the season with Oakland...was optioned to Triple-A Vancouver on April 12 after 3 appearances.

◆ lost his only outing in the Pacific Coast League despite allowing just 1 earned run on 6 hits over 4.2 innings of work...recalled from Vancouver on April 22.

◆ appeared in 29 games for the Athletics, posting a 3-4 record and a 4.33 ERA out of the bullpen.

◆ had a solid month in May going 2-1 with a 2.73 ERA in 10 contests.

◆ longest outing of the season came on May 8 at Chicago White Sox when he tossed 5.2 scoreless innings of 2-hit relief...also logged a 5.1 inning stint vs. Cleveland on May 8.

◆ made 20 relief appearances for the Royals, logging a 1-2 record and a 7.17 ERA.

◆ tagged for 7 runs in his first 6 outings and 8.1 innings for Kansas City...settled down and allowed just 2 earned runs over his next 12 appearances and 10.0 innings, as he lowered his ERA with the Royals from 7.56 to 4.42.

◆ roughed up for 8 earned runs in his final 2 outings and 3.0 innings with Kansas City, sending his final Kansas City ERA up to 7.17.

◆ allowed 10 of 20 1st-batters faced to reach base safely in his time with the Royals...8 of 18 inherited runners scored.

◆ was 0-for-3 in save situations, including 2 with the A's and 1 with the Royals.

◆ opponents hit .351 with lefties batting .262 and right-handers logging a .340 clip.

◆ was 3-0 with an 0.36 ERA for Zulia in the Venezuelan Winter League...allowed just 1 earned run on 17 hits in 25.0 innings.

Career Notes

◆ Brad owns a 5-13 big league record with a 4.96 ERA in 63 contests for Oakland (1997 and 1999) and the Royals (1999).

1998

◆ was on the A's Opening Day roster, but was placed on the Disabled List with a lower back strain before appearing in a game and never pitched in Oakland.

◆ activated from the D.L. on April 10 and optioned to Triple-A Edmonton on April 13...spent the remainder of the season with the Trappers, posting a 5-6 record and a 5.94 ERA in 13 games.

◆ went on the Disabled List with a lower back strain on July 4 and did not make another appearance the rest of the season.

BRAD RIGBY

1997

- ◆ played in his 1st season at the big league level with the A's and had a 1-7 record despite a 4.87 ERA in 14 starts.
- ◆ took the loss in his major-league debut on June 28 against Texas despite allowing just 2 runs over a career-high 8.0 innings.
- ◆ suffered losses in each of his 1st 3 starts with a 6.88 ERA.
- ◆ earned 1st big league win on September 3 against San Francisco, as he struck out a career-high 6 batters.
- ◆ had a mid-season stretch where he posted a 1.85 ERA over 6 starts, but had an 0-1 record with 5 no-decisions.
- ◆ went on the Disabled List retroactive to August 8 with back spasms.
- ◆ spent the 1st part of the year with Triple-A Edmonton, where he was 8-4 with a 4.37 ERA in 15 starts.

Minor League Notes

- ◆ Brad was selected by the Oakland Athletics in the 2nd round of the 1994 June Free Agent Draft.
- ◆ began his professional career with Class-A Modesto in '94 and was 2-1 with 2 saves and a 3.80 ERA in 11 games (1 start).
- ◆ led Modesto in '95 in wins (11), innings pitched (154.2) and strikeouts (145)...earned California League Pitcher of the Week honors twice.
- ◆ spent the entire '96 season at Double-A Huntsville as a starter...led the Stars with 159.1 innings pitched and 127 strikeouts and tied for the team lead with 9 wins and 3 complete games.

Miscellaneous Notes

- ◆ **Bradley Kenneth Rigby** and his wife, Lynne, have 1 child, Paxton (3-2-98).
- ◆ graduated from Lake Brantley (FL) High School in 1991... attended Georgia Tech University where he was 35-8 with a 3.02 ERA in 3 years...was 2nd-team All-America as a junior after leading the nation with 184 strikeouts and finishing 2nd with 14 wins.

YEAR	CLUB	W-L	ERA	G	GS	CG	SHO	SV	IP	H	R	ER	BB	SO
1994	Modesto	2-1	3.80	11	1	0	0	2	23.2	20	10	10	10	28
1995	Modesto	11-4	3.84	31	23	0	0	2	154.2	135	79	66	48	145
1996	Huntsville	9-12	3.95	26	26	3	0	0	159.1	161	89	70	59	127
1997	Edmonton	8-4	4.37	15	15	0	0	0	82.1	95	49	40	26	49
	Oakland	1-7	4.87	14	14	0	0	0	77.2	92	44	42	22	34
1998	Edmonton	5-6	5.94	13	13	0	0	0	69.2	86	52	46	17	34
1999	Oakland	3-4	4.33	29	0	0	0	0	62.1	69	31	30	26	26
	Vancouver	0-1	1.93	1	0	0	0	0	4.2	6	3	1	2	6
	KANSAS CITY	1-2	7.17	20	0	0	0	0	21.1	33	20	17	5	10
M.L. Totals		5-13	4.96	63	14	0	0	0	161.1	194	95	89	53	70

1994 Selected by Oakland A's in 2nd round of the June Free Agent Draft.

1999 Obtained by Royals with P Blake Stein and P Jeff D'Amico in exchange for P Kevin Appier, July 31.

M.L. BATTING TOTALS

	AVG.	AB	H	HR	RBI
M.L. Totals	.000	3	0	0	0

CAREER FIELDING

POSITION	PCT.	G	PO	A	E	TC	DP
Pitcher	.839	63	7	19	5	31	3

RIBGY'S BESTS

	Season		Game
W	4—1999	Low Hit	—
ERA	4.87—1997	SO	6—vs. S.F., 9-3-97
SV	0		
IP	83.2—1999		
SO	36—1999		
Win Streak	2—1999		

BRAD RIGBY

1999 AND CAREER BREAKDOWN

Season	1999								CAREER							
	W	L	S	ERA	G	IP	H	ER	W	L	S	ERA	G	IP	H	ER
Anaheim	0	1	0	4.26	4	6.1	4	3	0	2	0	7.15	5	11.1	11	9
Baltimore	2	0	0	3.52	4	7.2	8	3	2	0	0	2.45	5	14.2	12	4
Boston	0	0	0	2.45	5	7.1	12	2	0	1	0	2.70	6	13.1	21	4
Chicago	0	0	0	0.00	2	6.2	4	0	0	0	0	0.00	2	6.2	4	0
Cleveland	0	0	0	7.00	3	9.0	11	7	0	1	0	6.32	4	15.2	22	11
Detroit	1	1	0	4.82	4	9.1	8	5	1	1	0	4.82	4	9.1	8	5
Kansas City	0	0	0	10.38	3	4.1	8	5	0	0	0	10.38	3	4.1	8	5
Minnesota	0	3	0	6.75	6	8.0	15	6	0	3	0	5.54	7	13.0	18	8
New York	1	0	0	1.93	4	4.2	5	1	1	0	0	1.86	5	9.2	8	2
Oakland	0	0	0	0.00	1	1.0	0	0	0	0	0	0.00	1	1.0	0	0
Seattle	0	0	0	16.50	3	6.0	14	11	0	2	0	13.50	6	16.2	35	25
Tampa Bay	0	0	0	3.00	2	3.0	3	1	0	0	0	3.00	2	3.0	3	1
Texas	0	1	0	7.71	3	2.1	4	2	0	2	0	3.48	4	10.1	11	4
Toronto	0	0	0	0.00	1	0.2	1	0	0	0	0	0.00	1	0.2	1	0
Arizona	-	-	-	-	-	-	-	-	-	-	-	-	-	-	-	-
Atlanta	-	-	-	-	-	-	-	-	-	-	-	-	-	-	-	-
Chicago	-	-	-	-	-	-	-	-	-	-	-	-	-	-	-	-
Cincinnati	-	-	-	-	-	-	-	-	-	-	-	-	-	-	-	-
Colorado	0	0	0	0.00	1	0.2	0	0	0	0	0	0.00	1	0.2	0	0
Florida	-	-	-	-	-	-	-	-	-	-	-	-	-	-	-	-
Houston	-	-	-	-	-	-	-	-	-	-	-	-	-	-	-	-
Los Angeles	0	0	0	4.50	1	2.0	3	1	0	0	0	4.00	2	9.0	9	4
Milwaukee	-	-	-	-	-	-	-	-	0	0	0	0.00	1	7.0	6	0
Montreal	-	-	-	-	-	-	-	-	-	-	-	-	-	-	-	-
New York	-	-	-	-	-	-	-	-	-	-	-	-	-	-	-	-
Philadelphia	-	-	-	-	-	-	-	-	-	-	-	-	-	-	-	-
Pittsburgh	-	-	-	-	-	-	-	-	-	-	-	-	-	-	-	-
St. Louis	-	-	-	-	-	-	-	-	-	-	-	-	-	-	-	-
San Diego	-	-	-	-	-	-	-	-	-	-	-	-	-	-	-	-
San Fran.	0	0	0	0.00	2	4.2	2	0	1	1	0	4.20	4	15.0	17	7
Home	1	3	0	5.35	21	35.1	43	21	2	7	0	4.62	30	87.2	100	45
Road	3	3	0	4.84	28	48.1	59	26	3	6	0	5.38	33	73.2	94	44
Before ASG	3	4	0	4.55	25	55.1	64	28	3	6	0	4.68	27	67.1	80	35
After ASG	1	2	0	6.04	24	28.1	38	19	2	7	0	5.17	36	94.0	114	54
Starter	-	-	-	-	-	-	-	-	1	7	0	4.87	14	77.2	92	42
Reliever	4	6	0	5.06	49	83.2	102	47	4	6	0	5.06	49	83.2	102	47
April	1	0	0	7.82	5	12.2	19	11	1	0	0	7.82	5	12.2	19	11
May	2	1	0	2.73	10	26.1	29	8	2	1	0	2.73	10	26.1	29	8
June	0	2	0	4.05	7	13.1	14	6	0	3	0	3.38	8	21.1	21	8
July	0	1	0	4.50	7	10.0	7	5	0	4	0	5.08	13	39.0	44	22
August	1	2	0	5.27	13	13.2	20	8	1	3	0	3.48	17	41.1	47	16
Sept./Oct.	0	0	0	10.57	7	7.2	13	9	1	2	0	10.45	10	20.2	34	24

Young Guns

Name	1st Start	Age	Y/M/D	Opp.	W/L	Score	IP	H	ER	BB	SO
B. Saberhagen	4/19/84	20	0/8	at Det.	W	5-2	6.0	6	1	2	4
T. Gordon	9/17/88	20	9/29	at Oak.	L	2-3	6.0	5	3	4	6
J. Pittsley	5/23/95	21	1/19	at Tor.	-	6-10	3.1	7	5	1	0
M. Jones	9/20/80	21	1/20	vs Oak.	L	0-9	1.1	5	5	2	1
K. Appier	6/04/89	21	5/29	at Cal.	L	1-5	5.1	8	4	4	3
M. Perez	9/04/87	21	6/19	vs Chi.	W	6-2	7.0	6	0	3	4
J. Rosado	6/12/96	21	7/3	vs Cal.	-	3-4	6.0	4	2	4	5
M. Gubicza	4/06/84	21	7/23	vs Cle.	L	0-2	6.0	5	1	1	4
D. Jackson	9/19/83	21	8/14	vs Cal.	-	7-6	6.0	11	5	2	1
B. Butler	4/13/69	22	1/1	at Oak.	W	4-1	5.2	2	1	4	3
J. Granger	5/15/94	22	4/29	vs Oak.	L	2-6	5.1	7	3	2	2
G. Rusch	4/06/97	22	4/30	at Min.	W	12-2	8.0	4	0	1	4
C. Chamberlain	8/12/79	22	6/10	vs Det.	W	7-1	9.0	6	1	2	6
H. Pichardo	5/20/92	22	8/28	at Chi.	W	7-2	5.0	3	0	0	2
S. Bankhead	6/10/86	22	10/10	vs Sea.	-	9-5	4.2	7	4	2	3
S. Busby	9/08/72	22	11/9	vs Min.	W	3-2	9.0	5	2	2	7
C. Fussell	5/16/99	22	11/28	at Sea.	L	1-5	6.0	8	4		
D. Reichert	7/16/99	23	0/4	at Mil.	-	12-10	1.2	5	7	4	
D. Leonard	9/10/74	23	4/2	vs Cal.	L	2-8	5.1	8	2	3	2
M. Bunch	7/16/95	23	8/12	at Bal.	L	2-3	6.0	4	3	2	3
P. Splittorff	9/23/70	23	11/15	at Chi.	L	0-6	7.0	10	3	3	8

59**BILL RISLEY**
RIGHT-HANDED PITCHER**(NON-ROSTER PLAYER)****Ht.:** 6-2; **Wt.:** 230**Bats:** Right; **Throws:** Right**Opening Day Age:** 32**Born:** 5-29-67 in Chicago, IL**Resides:** Farmington, NM**Acquired:** Signed as a free agent,
12-27-99**Contract Status:** Signed thru 2000**M.L. Service:** 6 years, 0 days**1999**

- ◆ Bill was on the Toronto Blue Jays Disabled List the entire season due to back problems.
- ◆ appeared in 6 spring training games before being placed on the D.L. on March 27 with a strained lower back...an MRI on April 13 revealed a herniated disk in his back.
- ◆ transferred to the 60-day D.L. on May 5...had surgery on June 24, performed by Dr. Robert Watkins in Burbank, CA.

Career Notes

- ◆ Bill has appeared in 157 big league contests for 3 Major League clubs: Montreal (1992-93), Seattle (1994-95) and Toronto (1996-99).
- ◆ owns a 15-13 record with 1 save and a 3.98 ERA, fanning 203 batters in 221.1 innings of work.
- ◆ pitched in the post-season with Seattle in 1995.

1998

- ◆ was 3-4 with a 5.27 ERA in 44 games for the Blue Jays.
- ◆ tossed 17.0 consecutive scoreless innings over 10 outings in April.
- ◆ made his longest Major League relief outing on April 7 in Minnesota, tossing 4.1 innings without allowing an earned run.
- ◆ won each of his last 2 outings of the season, in 12 innings on Sept. 20 vs Tampa Bay and on Sept. 26 vs. Detroit in 13 innings.

1997

- ◆ began the season on the 60-day Disabled List after undergoing arthroscopic surgery on his right shoulder in November of 1996.
- ◆ assigned to Dunedin on a rehab assignment on May 22...rehab then moved to Syracuse in June...during the rehab, returned to his home in Farmington, NM where he suffered stomach pains which resulted in gall bladder surgery.
- ◆ returned to Toronto following the end of the Triple-A season but remained on the D.L. until September 12.
- ◆ made season debut on September 14 in Seattle.

1996

- ◆ was 0-1 with a 3.89 ERA in 25 games in an injury-plagued season, his 1st in Toronto...was disabled twice, missing 58 games.
- ◆ strained his right shoulder fielding a ground ball in a spring training game on March 30, delaying his Blue Jays debut until April 12.
- ◆ placed on the Disabled List on May 10 with right shoulder weakness...joined Syracuse on a rehab. assignment from June 6-10...activated by Toronto on June 11.
- ◆ disabled for a 2nd time on June 26 with right shoulder tendinitis....activated on July 31 after a rehab. assignment with St. Catharines.
- ◆ had his right shoulder scoped by Dr. James Andrews, November 6.

BILL RISLEY

1995

- ◆ fanned 65 batters while walking just 18 in a big league career-high 60.1 innings for Seattle.
- ◆ held opponents scoreless in his first 8 outings of the season, covering 12.0 innings with just 6 hits and 14 strikeouts.
- ◆ earned his 1st big league save on May 12 vs. Chicago.
- ◆ placed on the Disabled List on June 1, retroactive to May 29 with a right intercostal (rib cage) strain...activated June 13 after a 1-game medical rehab assignment at Tacoma.
- ◆ pitched in both the Division Series and American League Championship Series for Seattle...made 7 appearances, allowing 2 runs in 6.0 innings in the post-season.

1994

- ◆ claimed on waivers by Seattle from Montreal on March 17.
- ◆ led all American League rookies in wins with 9 and strikeouts with 61...the 9 wins tied Seattle's club rookie mark, set by Ed Vande Berg in 1992...tied for 5th in the Rookie of the Year balloting.
- ◆ started the season in Calgary before joining the Mariners on April 29...won his A.L. debut that night vs. Baltimore.
- ◆ fanned a career-high 5 batters on May 7 at Detroit.
- ◆ was 1 of 4 big league hurlers to hold both right and left-handed opponents to a less than .200 average (Danny Cox, John Hudek and Mike Jackson).

1993

- ◆ used exclusively as a reliever for the 1st time in his career...spent most of the season at Triple-A Ottawa...recalled by Montreal on June 15...made 2 appearances before going back to Ottawa on June 23.
- ◆ logged a pair of stints on the D.L...sidelined from April 8-28 with the chicken pox and from June 30-July 10 with right elbow tendinitis.

1992

- ◆ recalled by Montreal on July 8...made his Major League debut that day in the 2nd game of a twinbill at Los Angeles...earned his 1st big league win in his only career start, tossing 5.0 innings while allowing just 1 earned run...optioned to Triple-A Indianapolis after the game.

Minor League Notes

- ◆ Bill was selected by the Cincinnati Reds in the 14th round of the 1987 June Free Agent Draft...signed by Steve Szymkowski.
- ◆ finished 8th in the Gulf Coast League in ERA in his 1st professional season of 1987.
- ◆ made 23 starts with 3 complete games, all shutouts, for Greensboro in the South Atlantic League in 1988...tossed a 7-inning no-hitter in a 4-0 win vs. Columbia on May 18...14 of the 21 outs were strikeouts.
- ◆ finished 2nd in the Midwest League with 27 starts for Cedar Rapids in 1989.
- ◆ returned to Cedar Rapids in 1990 and tied for the league lead in complete games with 7 in his 22 starts.
- ◆ opened the 1991 season with Chattanooga of the Southern League...posted the league's 4th best opponents batting average of .209...promoted to Triple-A Nashville on July 27.
- ◆ traded by the Reds to Montreal with RHP John Wetteland in exchange for OF Dave Martinez, RHP Scott Ruskin and INF Willie Greene, December 11, 1991.
- ◆ made his 1st professional appearance in relief for Indianapolis on April 24, 1992...had made 111 consecutive starts to begin his pro career...was on the Disabled List twice: once from April 9-20 with a strained right pectoral muscle and again from May 16-June 3 with right shoulder tendinitis.

BILL RISLEY

Miscellaneous Notes

- ◆ **William Charles Risley** is married...he and his wife, Brenda, have 2 children, Kiana (9-19-93) and Kaleb (10-16-96).
- ◆ graduated from Marist High School in Chicago in 1985 where he pitched and caught...threw 2 no-hitters and 8 one-hitters in high school and captured the league batting title with a .538 average as a junior.
- ◆ attended Truman Junior College in Chicago, IL.

YEAR	CLUB	W-L	ERA	G	GSCG	SHO	SV	IP	H	R	ER	BB	SO
1987	Gulf Coast Reds	1-4	1.89	11	11	0	0	52.1	38	24	11	26	50
1988	Greensboro	8-4	4.11	23	23	3	3	120.1	82	60	55	84	135
1989	Cedar Rapids	9-10	3.90	27	27	2	0	140.2	87	72	61	81	128
1990	Cedar Rapids	8-9	2.81	22	22	+7	1	137.2	99	51	43	68	123
1991	Chattanooga	5-7	3.16	19	19	3	0	108.1	81	48	38	60	77
	Nashville	3-5	4.91	8	8	1	0	44.0	45	27	24	26	32
1992	Indianapolis	5-8	6.40	25	15	0	0	95.2	105	69	68	47	64
	Montreal	1-0	1.80	1	1	0	0	5.0	4	1	1	1	2
1993	Ottawa	2-4	2.69	41	0	0	1	63.2	51	26	19	34	74
	Montreal	0-0	6.00	2	0	0	0	3.0	0	3	2	2	2
1994	Calgary	0-0	3.00	6	1	0	1	12.0	13	5	4	4	15
	Seattle	9-6	3.44	37	0	0	0	52.1	31	20	20	19	61
1995	Seattle	2-1	3.13	45	0	0	1	60.1	55	21	21	18	65
	Tacoma	0-0	0.00	1	0	0	0	1.0	0	0	0	1	2
1996	Toronto	0-1	3.89	25	0	0	0	41.2	33	20	18	25	29
	Syracuse	0-0	0.00	2	0	0	0	1.0	0	1	0	1	0
	St. Catharines	0-0	0.00	3	1	0	0	7.0	3	1	1	2	10
1997	Dunedin	0-2	4.50	8	6	0	0	12.0	9	9	6	3	11
	Syracuse	1-2	8.22	11	1	0	0	15.1	19	15	14	10	20
	Toronto	0-1	8.31	3	0	0	0	4.1	3	4	4	2	2
1998	Toronto	3-4	5.27	44	0	0	0	54.2	52	37	32	34	42
1999	Toronto	Injured - Did Not Play											
A.L. Totals		14-13	4.00	154	0	0	1	213.1	174	102	95	98	199
N.L. Totals		1-0	3.38	3	1	0	0	8.0	6	4	3	3	4
M.L. Totals		15-13	3.98	157	1	0	1	221.1	180	106	98	101	203

+Tied for League Lead

DIVISION SERIES RECORD

YEAR	CLUB, OPP.	W-L	ERA	G	GSCG	SHO	SV	IP	H	R	ER	BB	SO
1995	Sea., vs. NY.	0-0	6.00	4	0	0	1	3.0	2	2	2	0	1

LEAGUE CHAMPIONSHIP SERIES RECORD

YEAR	CLUB, OPP.	W-L	ERA	G	GSCG	SHO	SV	IP	H	R	ER	BB	SO
1995	Sea., vs. Cle.	0-0	0.00	3	0	0	0	3.0	3	0	0	5	3

- 1987 Selected by Cincinnati Reds in the 14th round of June Free Agent Draft...signed by Steve Szymkowski.
- 1991 Obtained by the Montreal Expos with RHP John Wetteland in exchange for OF Dave Martinez, RHP Scott Ruskin and INF Willie Greene, December 11.
- 1994 Claimed on waivers by the Seattle Mariners, March 17.
- 1995 Obtained by Toronto Blue Jays with INF Miguel Cairo from Seattle in exchange for RHP Paul Menhart and RHP Edwin Hurtado, December 18.
- 1999 Signed by Royals as a free agent, December 27.

M.L. BATTING TOTALS

	AVG.	AB	H	HR	RBI
M.L. Totals	.000	2	0	0	0

CAREER FIELDING

POSITION	PCT.	G	PO	A	E	TC	DP
Pitcher	.958	157	11	12	1	24	3

RISLEY'S BESTS

	Season	Game
W	9—1994	Low-Hit
ERA	3.13—1995	SO
SV	1—1995	5—at Det., 5-7-94
IP	60.1—1995	
SO	65—1995	
Win Streak	4—1994	

BILL RISLEY

1999 AND CAREER BREAKDOWN

Season	1999								CAREER							
	W	L	S	ERA	G	IP	H	ER	W	L	S	ERA	G	IP	H	ER
Anaheim	-	-	-	-	-	-	-	-	2	0	0	5.17	13	15.2	9	9
Baltimore	-	-	-	-	-	-	-	-	2	1	0	3.57	10	17.2	12	7
Boston	-	-	-	-	-	-	-	-	0	1	0	3.86	10	16.1	13	7
Chicago	-	-	-	-	-	-	-	-	1	1	1	2.05	15	22.0	20	5
Cleveland	-	-	-	-	-	-	-	-	2	0	0	3.60	11	15.0	13	6
Detroit	-	-	-	-	-	-	-	-	2	0	0	2.70	11	20.0	14	6
Kansas City	-	-	-	-	-	-	-	-	1	2	0	4.41	11	16.1	14	8
Minnesota	-	-	-	-	-	-	-	-	2	0	0	3.94	10	16.0	12	7
New York	-	-	-	-	-	-	-	-	0	3	0	3.68	11	14.2	12	6
Oakland	-	-	-	-	-	-	-	-	0	1	0	7.71	13	14.0	14	12
Seattle	-	-	-	-	-	-	-	-	0	1	0	6.55	8	11.0	13	8
Tampa Bay	-	-	-	-	-	-	-	-	1	0	0	0.00	4	4.1	1	0
Texas	-	-	-	-	-	-	-	-	1	1	0	2.12	14	17.0	12	4
Toronto	-	-	-	-	-	-	-	-	0	0	0	6.75	3	2.2	3	2
Arizona	-	-	-	-	-	-	-	-	-	-	-	-	-	-	-	-
Atlanta	-	-	-	-	-	-	-	-	0	0	0	0.00	1	1.0	1	0
Chicago	-	-	-	-	-	-	-	-	-	-	-	-	-	-	-	-
Cincinnati	-	-	-	-	-	-	-	-	-	-	-	-	-	-	-	-
Colorado	-	-	-	-	-	-	-	-	-	-	-	-	-	-	-	-
Florida	-	-	-	-	-	-	-	-	0	0	0	0.00	1	2.0	0	0
Houston	-	-	-	-	-	-	-	-	-	-	-	-	-	-	-	-
Los Angeles	-	-	-	-	-	-	-	-	1	0	0	1.80	1	5.0	4	1
Milwaukee	-	-	-	-	-	-	-	-	0	1	0	1.29	6	7.0	4	1
Montreal	-	-	-	-	-	-	-	-	-	-	-	-	-	-	-	-
New York	-	-	-	-	-	-	-	-	0	0	0	12.00	2	3.0	4	4
Philadelphia	-	-	-	-	-	-	-	-	0	1	0	67.50	2	0.2	5	5
Pittsburgh	-	-	-	-	-	-	-	-	-	-	-	-	-	-	-	-
St. Louis	-	-	-	-	-	-	-	-	-	-	-	-	-	-	-	-
San Diego	-	-	-	-	-	-	-	-	-	-	-	-	-	-	-	-
San Fran.	-	-	-	-	-	-	-	-	-	-	-	-	-	-	-	-
Home	-	-	-	-	-	-	-	-	9	6	1	4.36	78	95.0	94	46
Road	-	-	-	-	-	-	-	-	6	7	0	3.70	79	126.1	86	52
Before ASG	-	-	-	-	-	-	-	-	8	10	1	3.75	93	134.1	113	56
After ASG	-	-	-	-	-	-	-	-	7	3	0	4.34	64	87.0	67	42
Starter	-	-	-	-	-	-	-	-	1	0	0	1.80	1	5.0	4	1
Reliever	-	-	-	-	-	-	-	-	14	13	1	4.04	156	216.1	176	97
April	-	-	-	-	-	-	-	-	1	2	0	2.87	20	31.1	27	10
May	-	-	-	-	-	-	-	-	2	2	1	3.02	35	47.2	34	16
June	-	-	-	-	-	-	-	-	4	5	0	5.31	30	39.0	35	23
July	-	-	-	-	-	-	-	-	2	2	0	3.29	26	41.0	31	15
August	-	-	-	-	-	-	-	-	4	0	0	5.26	24	37.2	31	22
Sept./Oct.	-	-	-	-	-	-	-	-	2	2	0	4.76	22	22.2	21	12

Royals Who Have Stolen Home

Player	Opponent	Date
Amos Otis	at California	July 31, 1972
John Mayberry	vs Oakland	July 2, 1976
Dave Nelson	at Chicago	August 8, 1976
George Brett	vs Cleveland	August 17, 1976
	vs California	Sept. 14, 1987
Fred Patek	vs Minnesota	June 8, 1977
Kevin Seitzer	vs Boston	April 7, 1989
Bo Jackson	at Minnesota	May 16, 1989
Juan Samuel	at Texas	August 26, 1992
Greg Gagne	vs New York	April 30, 1995
Jon Nunnally	at Toronto	May 24, 1995
	vs Detroit	July 29, 1995
	vs Oakland	August 15, 1995
	vs Minnesota	Sept. 18, 1995 (Gm. 1)
Tom Goodwin	at Texas	Sept. 1, 1995
Chris Stynes	at Seattle	May 12, 1996
Bob Hamelin	at Detroit	May 22, 1996
David Howard	vs Texas	May 23, 1996
Kevin Young	vs California	June 10, 1996
Sal Fasano	at Minnesota	July 5, 1996
Craig Paquette	vs Chicago	July 13, 1996
	vs Oakland	August 7, 1996
Michael Tucker	vs Cleveland	July 15, 1996
Johnny Damon	vs Cleveland	Sept. 27, 1996
Craig Paquette	vs Seattle	May 23, 1997
Jeff Conine	at St. Louis	June 30, 1998
Jermaine Allensworth	at Chicago	July 9, 1998
Joe Randa	at Minnesota	May 10, 1999

50**JOSE ROSADO**
LEFT-HANDED PITCHER

Ht.: 6-0; **Wt.:** 185
Bats: Left; **Throws:** Left
Opening Day Age: 25
Born: 11-9-74 in Jersey City, NJ
Resides: Dorado, PR
Acquired: Selected in 12th round of 1994 June Free Agent Draft
Contract Status: Signed thru 2001
M.L. Service: 3 years, 83 days

**1999**

- ◆ Jose earned Royals Pitcher of the Year honors for the 1st time in his career after posting a 10-14 record with a 3.85 ERA in 33 starts.
- ◆ his 10 wins was a career high, while the 3.85 ERA was the American League's 5th best mark...recorded 5 complete games, tying for the league's 4th highest total.
- ◆ limited opposing batters to a .248 batting average, the league's 7th best mark...left-handers recorded a .242 average while right-handers batted at a .250 clip.
- ◆ held opponents to a .390 slugging pct., the league's 4th best average...allowed 11.9 runners/9 innings, the league's 8th best mark.
- ◆ led the team in ERA, complete games and strikeouts (141), tied for 1st in wins and was 2nd in innings pitched (208.0).
- ◆ the Royals were 12-21 when he went to the hill despite his team-leading 19 quality starts...he was supported with 161 runs, or an average of 4.9 runs/game...the Royals scored 4 runs or fewer in 13 of his 14 setbacks.
- ◆ lost his 1st start of the season to Boston on April 7 despite allowing just 1 earned run in 6.0 innings, which set the early season tone...was just 2-2 after 8 starts despite a 1.93 ERA and 7 quality performances.
- ◆ named Royals Pitcher of the Month for April after going 1-1 with a 1.72 ERA in 5 starts.
- ◆ was 5-6 with a 3.01 ERA at the break, earning All-Star honors for the 2nd time in his career...was the only southpaw named to the American League staff...he worked 1.0 scoreless inning in the mid-summer classic held in Boston, allowing 1 hit with 1 strikeout.
- ◆ dropped a season-high 5 straight starts from August 11-Sept. 1, despite tossing 2 complete game outings in that stretch...in fact, he was the losing pitcher in each of his first 4 route-going performances of the season.
- ◆ finished the season strong with 3 wins in his final 4 decisions, including wins in each of his last 2 starts...tossed a complete game 5-2 win over Cleveland in his final outing of the year.
- ◆ fanned a season-high 8 batters on 2 occasions: August 22 at Tampa Bay and September 7 vs. New York.

Career Notes

- ◆ Jose is 35-43 with a 4.21 ERA in 120 big league contests...he has tossed 11 complete games with 2 shutouts and also owns a save.
- ◆ has been in 2 All-Star Games and was the winning pitcher in his 1st All-Star appearance in 1997.

1998

- ◆ opened the year working in relief after making each of his first 49 big league appearances as a starter...was 0-1 with a 4.76 ERA in relief.

JOSE ROSADO

- ◆ recorded his 1st big league save with 3.0 scoreless innings of 1-hit relief at Oakland on April 19.
- ◆ moved into the starting rotation on May 10...recorded an 8-10 record with a 4.68 ERA as a starter.
- ◆ 1st win of the season was a route-going 5-hitter in a 4-0 win at Anaheim on May 27, snapping a personal 6-game losing streak.
- ◆ recorded the low-hit game of his career vs. Cleveland on July 3...carried a no-hitter for 5.2 innings and finished with a 2-hitter, but suffered a heart-breaking 2-1 loss, as both Indian hits, including the game-winner in the 9th, were solo home runs by Manny Ramirez.
- ◆ matched his career high with 9 strikeouts in a 6.1-inning stint at Oakland on July 15.

1997

- ◆ finished the campaign with a 9-12 record and 4.69 ERA in 33 starts.
- ◆ allowed a 1st inning double to Oakland's Patrick Lennon May 27, then did not allow another hit in the contest, leaving the game after 8 innings with a 2-0 lead...extended his consecutive hitless innings stretch to 11 on June 1 at Texas...retired the first 14 batters he faced in that game before Dean Palmer broke up the no-hit bid in the 5th.
- ◆ established a career best with 9 strikeouts at Toronto on July 27.
- ◆ won 4 straight starts from June 1-16, earning the club's Pitcher of the Month award...did not allow any of the opponents to score more than 2 runs in that stretch.
- ◆ was the Royals lone representative on the All-Star squad...hurled 1 inning of relief in Cleveland, allowing the game-tying home run... became the winning pitcher of record when Sandy Alomar homered for the American League squad in a 3-1 win.

1996

- ◆ began the season at the Double-A level and finished the season as one of baseball's top rookie pitchers...earned a spot on *Baseball Digest's* 1996 Rookie All-Star team and was named the Royals Minor League Pitcher of the Year.
- ◆ tied for 4th in the A.L. Rookie of the Year balloting with Rocky Coppinger behind Derek Jeter, James Baldwin and Tony Clark.
- ◆ logged an 8-6 record and 3.21 ERA in 16 games with the Royals, 15 of those coming after the All-Star break.
- ◆ contract was purchased by Kansas City on June 12...made his big league debut that day vs. California...allowed 2 runs on 4 hits in 6.0 innings but did not figure in the decision in the Angels 4-3 win.
- ◆ was 21 years, 7 months and 3 days old when he made his debut... became the 7th youngest pitcher to make a start in Royals history.
- ◆ posted his 1st big league victory with 7.2 innings of 6-hit ball in a 7-0 win at New York on July 25...recorded his 2nd straight 7-0 win on July 30 at Boston...twirled a 3-hit complete game in that contest for his 1st big league complete game and shutout.
- ◆ earned Royals Pitcher of the Month honors in both July (2-1, 2.10 ERA) and August (3-3, 2.88).
- ◆ named the 12th best rookie in the major leagues and the 2nd best prospect in the American Association by *Baseball America*.

Minor League Notes

- ◆ Jose was selected by the Royals in the 12th round of the 1994 June Free Agent Draft...signed by Terry Wetzel.
- ◆ led the Gulf Coast League with a 1.25 ERA in 1994.
- ◆ tossed 7 innings for Wilmington in a combined no-hitter with Pat Flury in the Blue Rocks 3-0 win vs. Winston-Salem on April 15, 1995.
- ◆ was 2nd in the Carolina League in walks per 9 innings (1.56) and 9th in ERA in 1995.
- ◆ selected to the A.L. affiliate squad for the AAA All-Star game in '96.

JOSE ROSADO

Miscellaneous Notes

- ◆ **Jose Antonio Rosado** and Adalyz have 1 child, Genesis (7-4-99).
- ◆ graduated from Jose S. Alegria (Dorado, PR) High in 1992.
- ◆ attended Galveston (TX) Junior College...named MVP of the National JC World Series in 1994, recording 2 wins and a save.

YEAR	CLUB	W-L	ERA	G	GSC	CG	SHO	SV	IP	H	R	ER	BB	SO
1994	Gulf Coast	6-2	*1.25	14	12	0	0	0	64.2	45	14	9	7	56
1995	Wilmington	10-7	3.13	25	25	0	0	0	138.0	128	53	48	30	117
1996	Wichita	2-0	0.00	2	2	0	0	0	13.0	10	0	0	1	12
	Omaha	8-3	3.17	15	15	1	0	0	96.2	80	38	34	38	82
	KANSAS CITY	8-6	3.21	16	16	2	1	0	106.2	101	39	38	26	64
1997	KANSAS CITY	9-12	4.69	33	33	2	0	0	203.1	208	117	106	73	129
1998	KANSAS CITY	8-11	4.69	38	25	2	1	1	174.2	180	106	91	57	135
1999	KANSAS CITY	10-14	3.85	33	33	5	0	0	208.0	197	103	89	72	141
M.L. Totals		35-43	4.21	120	107	11	2	1	692.2	686	365	324	228	469

1994 Selected by Royals in 12th round of June Free Agent Draft...signed by Terry Wetzel.

ALL-STAR GAME RECORD

YEAR	CLUB, SITE	W-L	ERA	G	GSC	CG	SHO	SV	IP	H	R	ER	BB	SO
1997	A.L., Cle.	1-0	9.00	1	0	0	0	0	1.0	2	1	1	1	1
1999	A.L., Bos.	0-0	0.00	1	0	0	0	0	1.0	1	0	0	0	1
ASG Totals		1-0	4.50	2	0	0	0	0	2.0	3	1	1	1	2

M.L. BATTING TOTALS

	AVG.	AB	H	HR	RBI
M.L. Totals	.111	9	1	0	0

CAREER FIELDING

POSITION	PCT.	G	PO	A	E	TC	DP
Pitcher	.953	120	29	94	6	129	6

1999 AND CAREER BREAKDOWN

Season	1999								CAREER							
	W	L	S	ERA	G	IP	H	ER	W	L	S	ERA	G	IP	H	ER
Season	10	14	0	3.85	33	208.0	197	89	35	43	1	4.21	120	692.2	686	324
Anaheim	1	1	0	2.86	3	22.0	18	7	5	1	0	2.78	10	68.0	60	21
Baltimore	1	1	0	2.40	2	15.0	12	4	3	2	0	2.15	9	46.0	35	11
Boston	0	3	0	5.50	3	18.0	18	11	2	6	0	4.39	9	55.1	48	27
Chicago	0	0	0	4.85	2	13.0	15	7	1	3	0	6.17	9	54.0	65	37
Cleveland	1	0	0	1.95	4	27.2	18	6	3	4	0	4.62	12	74.0	75	38
Detroit	2	1	0	2.82	3	22.1	18	7	5	4	0	4.24	9	63.2	64	30
Kansas City	-	-	-	-	-	-	-	-	-	-	-	-	-	-	-	-
Minnesota	1	1	0	3.38	3	16.0	15	6	2	2	0	4.54	7	37.2	40	19
New York	1	1	0	2.20	3	16.1	14	4	2	4	0	4.94	10	47.1	53	26
Oakland	1	2	0	7.24	3	13.2	16	11	2	4	1	5.88	11	49.0	49	32
Seattle	1	0	0	3.86	1	7.0	5	3	3	0	0	2.43	5	29.2	26	8
Tampa Bay	0	1	0	2.25	1	8.0	3	2	1	1	0	1.50	3	18.0	7	3
Texas	0	0	0	5.14	1	7.0	8	4	2	1	0	4.55	6	29.2	37	15
Toronto	0	1	0	3.00	1	6.0	9	2	2	6	0	3.26	11	66.1	58	24
Chicago	-	-	-	-	-	-	-	-	0	0	0	1.80	1	5.0	8	1
Cincinnati	0	1	0	10.38	1	4.1	9	5	0	2	0	6.10	2	10.1	16	7
Houston	-	-	-	-	-	-	-	-	1	1	0	3.77	2	14.1	11	6
Milwaukee	0	1	0	17.36	1	4.2	12	9	0	2	0	9.35	3	17.1	27	18
Pittsburgh	1	0	0	1.29	1	7.0	7	1	1	0	0	1.29	1	7.0	7	1
St. Louis	-	-	-	-	-	-	-	-	-	-	-	-	-	-	-	-
Home	5	4	0	3.48	15	88.0	88	34	19	20	0	3.98	59	339.0	340	150
Road	5	10	0	4.13	18	120.0	109	55	16	23	1	4.43	61	353.2	346	174
Before ASG	5	6	0	3.01	18	113.2	106	38	15	16	1	3.40	60	333.1	309	126
After ASG	5	8	0	4.87	15	94.1	91	51	20	27	0	4.96	60	359.1	377	198
Starter	10	14	0	3.85	33	208.0	197	89	35	42	0	4.19	107	670.0	662	312
Reliever	-	-	-	-	-	-	-	-	0	1	1	4.76	13	22.2	24	12
March/April	1	1	0	1.72	5	31.1	28	6	2	2	1	2.53	20	81.2	77	23
May	2	3	0	3.38	6	34.2	30	13	5	9	0	3.89	19	106.1	92	46
June	2	2	0	3.31	5	32.2	37	12	8	4	0	3.46	17	114.1	117	44
July	1	2	0	6.27	5	33.0	33	23	6	9	0	4.22	20	128.0	120	60
August	1	4	0	4.63	6	35.0	31	18	7	12	0	5.00	23	136.2	139	76
Sept./Oct.	3	2	0	3.70	6	41.1	38	17	7	7	0	5.37	21	125.2	141	75

ROSADO'S BESTS

	Season	Game
W	10--1999	1--vs. Oak., 5-27-97
ERA	3.21--1996	9--twice: at Tor.,
SV	1--1998	7-27-97 and at Oak.,
IP	208.0--1999	7-15-98
SO	141--1999	
Win Streak	4--1997	

51**KEN RYAN**
RIGHT-HANDED PITCHER**(NON-ROSTER PLAYER)****Ht.:** 6-3; **Wt.:** 225**Bats:** Right; **Throws:** Right**Opening Day Age:** 31**Born:** 10-24-68 in Pawtucket, RI**Resides:** Seekonk, MA**Acquired:** Signed as a minor league free agent, 11-16-99**Contract Status:** Signed thru 2000**M.L. Service:** 5 years, 161 days**1999**

◆ Ken made the Opening Day roster of the Philadelphia Phillies... logged a 1-2 record with a 6.32 ERA in 15 relief outings.

◆ earned his lone win May 9 at Colorado in a 10-8 decision.

◆ worked a season-high 2.0 innings at Arizona on April 20 and again vs. Los Angeles on April 30.

◆ designated for assignment on May 16 and was optioned to Triple-A Scranton/Wilkes-Barre on May 19.

◆ posted a 2-2 record with 6 saves and a 5.66 ERA in 31 contests in the International League.

◆ unconditionally released by the Phillies organization on August 22.

◆ signed a contract with Nashville, the Triple-A affiliate of the Pittsburgh Pirates on August 26 and spent the remainder of the season with the Sounds in the Pacific Coast League.

Career Notes

◆ Ken has pitched at the big league level each year since 1992...owns a 14-16 record with 30 saves and a 3.91 ERA in 240 career contests.

◆ has logged Major League time with Boston (1992-95) and the Phillies (1996-99).

1998

◆ began the season on the Disabled List, recovering from ligament transplant surgery in his right elbow, performed in late 1997.

◆ made 4 rehab. starts with Clearwater from July 4-14 and 6 rehab. appearances for Scranton from July 15-31.

◆ activated from the D.L. on July 31 and made his 1st Major League appearance on August 1 vs. San Francisco...it was his 1st big league outing since September 23, 1997.

◆ made his lone career start August 20 in the 2nd game of a twinbill vs. Arizona.

1997

◆ placed on the Disabled List in spring training with a sprained ligament in his right elbow...activated on May 9 after making a pair of rehab. starts for Reading.

◆ returned to the D.L. after re-injuring the elbow on June 13...activated on September 1 after 3 outings for Scranton.

◆ underwent ligament reconstruction of his right elbow on October 17, performed by Dr. Lewis Yocum in Los Angeles.

1996

◆ traded by the Red Sox to the Phillies on January 29 with outfielders Lee Tinsley and Glenn Murray in exchange for pitchers Heathcliff Slocumb and Larry Wimberly and outfielder Rick Holifield.

◆ spent the entire year in the majors for the only time in his career.

KEN RYAN

- ◆ finished 2nd on the staff with a career-high 62 games...also logged career highs in innings pitched (89.0) and strikeouts (70).
- ◆ began the season with a career-best 15.2 scoreless innings streak which was halted on May 1.
- ◆ matched his career high with 5 strikeouts on April 25 at Colorado and on June 28 vs. Montreal.
- ◆ singled for his 1st Major League hit off New York's Doug Henry on July 1.

1995

- ◆ began the season with the Red Sox...did not allow a run in his first 6 games covering 8.0 innings.
- ◆ logged all 7 of his saves from May 5-June 5.
- ◆ optioned to Trenton (AA) on July 3...moved to Triple-A Pawtucket on August 11 and back to the big leagues on September 14.

1994

- ◆ recalled by the Red Sox from Sarasota on April 22.
- ◆ became the club's closer on July 1 when Jeff Russell was traded.
- ◆ prevented all 11 inherited runners from scoring.
- ◆ named Sox Reliever of the Year by the Boston Baseball Writers Association and Man of the Year by the BoSox Club for his cooperation in community endeavors and his contributions to the team.

1993

- ◆ named the Red Sox 7th best prospect by *Baseball America*.
- ◆ started the season with Boston...earned his 1st Major League win on May 24 at Detroit.
- ◆ optioned to Triple-A on May 31...recalled by the Red Sox on June 30 and sent back to Pawtucket on July 30...recalled for a final time on August 17.
- ◆ earned his only save of the season on September 7 at Chicago.
- ◆ had 12 straight scoreless appearances from June 30-July 29 plus August 19 (12.2 innings).
- ◆ tossed a career-high 3.1 innings on August 22 vs. Cleveland.

1992

- ◆ contract was purchased by Boston on August 31 and made his big league debut that night at Seattle.
- ◆ earned his 1st Major League save on September 11 vs. Detroit in the 1st game of a twinbill at Fenway Park.

Minor League Notes

- ◆ Ken was signed by the Boston Red Sox as a non-drafted free agent, June 16, 1986...signed by Bill Enos...began his pro career at Elmira.
- ◆ made 19 starts in 28 appearances for Greensboro in 1987, losing 12 of 15 decisions.
- ◆ logged a 2-7 record with a 6.18 ERA for Lynchburg in 1988.
- ◆ finished 3rd on the club with 8 wins for Winter Haven in 1989.
- ◆ tied for the Carolina League led in starts (28) and losses (14) for Lynchburg in 1990...was 2nd on the club in innings and strikeouts.
- ◆ made the transition to the bullpen with 44 of 45 appearances in relief in 1991...began the season at Class A, promoted to Double-A on June 29, then promoted again to Triple-A on August 9.
- ◆ set a club record and finished 2nd in the Eastern League with 22 saves for New Britain in 1992...promoted to Pawtucket on August 6...went 2-0 with 7 saves in 9 games for the PawSox.

Miscellaneous Notes

- ◆ **Kenneth Frederick Ryan, Jr.** and his wife, Odalys, have 2 daughters: Julia (7-19-93) and Amanda (8-24-95).
- ◆ graduated from Seekonk (MA) High School in 1986...played Little League, Babe Ruth and American Legion baseball.

KEN RYAN

YEAR	CLUB	W-L	ERA	G	GSCG	SHO	SV	IP	H	R	ER	BB	SO	
1986	Elmira	2-2	5.82	13	1	0	0	21.2	20	14	14	21	22	
1987	Greensboro	3-12	5.49	28	19	2	0	121.1	139	88	74	63	75	
1988	Lynchburg	2-7	6.18	19	14	0	0	71.1	79	51	49	45	49	
1989	Winter Haven	8-8	3.15	24	22	3	0	137.0	114	58	48	81	78	
1990	Lynchburg	6-14	5.13	28	+28	3	1	161.1	182	104	92	82	109	
1991	Winter Haven	1-3	2.05	21	1	0	0	52.2	40	15	12	19	53	
	New Britain	1-2	1.73	14	0	0	0	26.0	23	7	5	12	26	
	Pawtucket	1-0	4.91	9	0	0	0	18.1	15	11	10	11	14	
1992	New Britain	1-4	1.95	44	0	0	0	22	50.2	44	17	11	24	51
	Pawtucket	2-0	2.08	9	0	0	0	7	8.2	6	2	2	4	6
	Boston	0-0	6.43	7	0	0	0	1	7.0	4	5	5	5	5
1993	Boston	7-2	3.60	47	0	0	0	1	50.0	43	23	20	29	49
	Pawtucket	0-2	2.49	18	0	0	0	8	25.1	18	9	7	17	22
1994	Sarasota	0-0	3.68	8	0	0	0	1	7.1	6	3	3	2	11
	Boston	2-3	2.44	42	0	0	0	13	48.0	46	14	13	17	32
1995	Boston	0-4	4.96	28	0	0	0	7	32.2	34	20	18	24	34
	Trenton	0-2	5.82	11	0	0	0	2	17.0	23	13	11	5	16
	Pawtucket	0-1	6.30	9	0	0	0	0	10.0	12	7	7	4	6
1996	Philadelphia	3-5	2.43	62	0	0	0	8	89.0	71	32	24	45	70
1997	Reading	0-0	0.00	2	2	0	0	0	2.0	1	0	0	1	0
	Philadelphia	1-0	9.58	22	0	0	0	0	20.2	31	23	22	13	10
	Scranton	1-0	4.50	3	0	0	0	1	4.0	5	2	2	3	3
1998	Clearwater	0-0	3.00	4	4	0	0	0	9.0	5	3	3	3	10
	Scranton	1-0	0.00	6	0	0	0	1	8.0	7	0	0	3	9
	Philadelphia	0-0	4.37	17	1	0	0	0	22.2	21	12	11	20	16
1999	Philadelphia	1-2	6.32	15	0	0	0	0	15.2	16	11	11	11	9
	Scranton	2-2	5.66	31	0	0	0	6	41.1	54	30	26	19	33
	Nashville	1-1	3.86	6	0	0	0	0	7.0	7	3	3	8	9
A.L. Totals		9-9	3.66	124	0	0	0	22	137.2	127	62	56	75	120
N.L. Totals		5-7	4.14	116	1	0	0	8	148.0	139	78	68	89	105
M.L. Totals		14-16	3.91	240	1	0	0	30	285.2	266	140	124	164	225

+Tied for League Lead

1986 Signed by Boston Red Sox as a non-drafted free agent, June 16.

1996 Obtained by the Philadelphia Phillies with OF Lee Tinsley and OF Glenn Murray from Boston in exchange for RHP Heathcliff Slocumb, OF Rick Holifield and LHP Larry Wimberly, Jan. 29.

1999 Signed by the Royals as a minor league free agent, November 16.

M.L. BATTING TOTALS

	AVG.	AB	H	HR	RBI
M.L. Totals	.125	8	1	0	0

CAREER FIELDING

POSITION	PCT.	G	PO	A	E	TC	DP
Pitcher	.964	240	21	32	2	55	4

RYAN'S BESTS

	Season	Game
W	7—1993	Low-Hit
ERA	2.43—1996	SO
SV	8—1996	5—3 times, last: vs. Mont., 6-28-96
IP	89.0—1996	
SO	70—1996	
Win Streak	4—1995	

1999 Run Support

PITCHER	STARTS	RUNS	RUNS/ START	CLUB RECORD	QUALITY STARTS
Rosado	33	161	4.9	12-21	19
Suppan	32	169	5.3	14-18	17
Witasick	28	151	5.4	11-17	12
Stein	11	45	4.1	5-6	7
Appier	22	116	5.3	11-11	12
Suzuki	9	39	4.3	2-7	2
Reichert	8	63	7.9	4-4	1
Fussell	8	44	5.5	2-6	1
Pittsley	5	26	5.2	1-4	0
Barber	3	20	6.7	1-2	0
Mathews	1	17	17.0	1-0	0
Wengert	1	5	5.0	0-1	0
TEAM	161	856	5.3	64-97	72

KEN RYAN

1999 AND CAREER BREAKDOWN

Season	1999										CAREER							
	W	L	S	ERA	G	IP	H	ER	W	L	S	ERA	G	IP	H	ER		
Anaheim	-	-	-	-	-	-	-	-	1	0	2	3.29	13	13.2	16	5		
Baltimore	-	-	-	-	-	-	-	-	0	1	0	12.46	7	4.1	7	6		
Boston	-	-	-	-	-	-	-	-	-	-	-	-	-	-	-	-		
Chicago	-	-	-	-	-	-	-	-	0	0	1	0.00	3	2.0	1	0		
Cleveland	-	-	-	-	-	-	-	-	1	3	1	6.23	12	17.1	18	12		
Detroit	-	-	-	-	-	-	-	-	1	1	2	2.61	8	10.1	7	3		
Kansas City	-	-	-	-	-	-	-	-	1	1	0	3.38	5	5.1	3	2		
Minnesota	-	-	-	-	-	-	-	-	1	0	0	1.29	10	14.0	10	2		
New York	-	-	-	-	-	-	-	-	0	1	3	2.13	12	12.2	12	3		
Oakland	-	-	-	-	-	-	-	-	1	0	4	2.61	11	10.1	7	3		
Seattle	-	-	-	-	-	-	-	-	1	1	5	5.17	15	15.2	16	9		
Tampa Bay	-	-	-	-	-	-	-	-	-	-	-	-	-	-	-	-		
Texas	-	-	-	-	-	-	-	-	0	0	0	3.48	8	10.1	9	4		
Toronto	-	-	-	-	-	-	-	-	1	1	3	5.11	10	12.1	16	7		
Arizona	0	0	0	0.00	1	2.0	0	0	0	0	0	0.00	2	5.0	2	0		
Atlanta	0	1	0	4.50	4	4.0	3	2	0	2	0	1.86	9	9.2	10	2		
Chicago	-	-	-	-	-	-	-	-	1	2	1	3.86	8	9.1	5	4		
Cincinnati	0	0	0	40.50	1	0.2	2	3	0	1	0	5.56	9	11.1	9	7		
Colorado	1	0	0	6.75	2	1.1	3	1	1	0	1	1.80	10	10.0	10	2		
Florida	0	0	0	0.00	1	1.0	0	0	1	0	0	3.86	8	9.1	10	4		
Houston	-	-	-	-	-	-	-	-	1	0	0	2.53	8	10.2	9	3		
Los Angeles	0	0	0	0.00	2	3.0	3	0	0	0	0	2.53	7	10.2	12	3		
Milwaukee	-	-	-	-	-	-	-	-	1	0	1	0.00	11	10.1	5	0		
Montreal	0	0	0	0.00	1	0.1	1	0	0	0	1	5.06	8	10.2	10	6		
New York	0	1	0	9.00	1	1.0	1	1	0	2	1	8.47	14	17.0	28	16		
Philadelphia	-	-	-	-	-	-	-	-	-	-	-	-	-	-	-	-		
Pittsburgh	-	-	-	-	-	-	-	-	0	0	2	4.00	6	9.0	7	4		
St. Louis	0	0	0	0.00	1	1.0	1	0	1	0	1	4.21	7	10.2	9	5		
San Diego	0	0	0	27.00	1	1.1	2	4	0	0	0	5.90	8	10.2	7	7		
San Fran.	-	-	-	-	-	-	-	-	0	0	0	3.46	11	13.0	11	5		
Home	0	2	0	11.25	7	8.0	10	10	7	11	17	4.86	125	152.0	147	82		
Road	1	0	0	1.17	8	7.2	6	1	7	5	3	2.83	115	133.2	119	42		
Before ASG	1	2	0	6.32	15	15.2	16	11	9	11	18	4.24	143	165.2	160	78		
After ASG	-	-	-	-	-	-	-	-	5	5	12	3.45	97	120.0	106	46		
Starter	-	-	-	-	-	-	-	-	0	0	0	0.00	1	3.0	2	0		
Reliever	1	2	0	6.32	15	15.2	16	11	14	16	30	3.95	239	282.2	264	124		
April	0	1	0	4.50	9	10.0	8	5	0	1	3	1.93	31	37.1	24	8		
May	1	1	0	9.53	6	5.2	8	6	5	3	7	5.10	60	67.0	72	38		
June	-	-	-	-	-	-	-	-	2	5	6	4.08	39	46.1	44	21		
July	-	-	-	-	-	-	-	-	4	4	6	4.79	32	35.2	44	19		
August	-	-	-	-	-	-	-	-	0	1	4	3.17	36	48.1	44	17		
Sept./Oct.	-	-	-	-	-	-	-	-	3	2	4	3.71	42	51.0	38	21		

Royals With 30 Stolen Bases In A Season

SB	Player	Year	SB	Player	Year
83	Wille Wilson	1979	39	Amos Otis	1975
79	Willie Wilson	1980	38	Fred Patek	1978
66	Tom Goodwin	1996	37	Joe Foy	1969
59	Willie Wilson	1983	37	Willie Wilson	1982
59	Willie Wilson	1987	36	Fred Patek	1973
53	Fred Patek	1977	36	John Wathan	1982
52	Amos Otis	1971	36	Johnny Damon	1999
51	Fred Patek	1976	35	Willie Wilson	1988
50	Vince Coleman	1994	34	Pat Kelly	1970
50	Tom Goodwin	1995	34	Willie Wilson	1981
49	Fred Patek	1971	34	Tom Goodwin	1997
47	Willie Wilson	1984	33	Amos Otis	1970
46	Willie Wilson	1978	33	Fred Patek	1972
45	Jose Offerman	1998	33	Fred Patek	1974
43	Willie Wilson	1985	32	Fred Patek	1975
40	Pat Kelly	1969	32	Amos Otis	1978
40	U.L. Washington	1983	31	Felix Jose	1993
40	Lonnie Smith	1985	30	Amos Otis	1979

1**REY SANCHEZ**
SHORTSTOP

Ht.: 5-9; **Wt.:** 175
Bats: Right; **Throws:** Right
Opening Day Age: 32
Born: 10-5-67 in Rio Piedras, P.R.
Resides: Trujillo Alto, P.R.
Acquired: Signed as a free agent,
 12-10-98
Contract Status: Signed thru 2001
M.L. Service: 8 years, 21 days

**1999**

- ◆ Rey brought stability to the shortstop position in his 1st season with the Royals...also put together his best offensive campaign in his 1st year as an everyday player.
- ◆ batted at a .294 clip with a pair of homers, 66 runs scored and 56 RBI...his average, runs scored and RBI totals were all career highs.
- ◆ was the 9th toughest batter to fan in the American League, striking out just once every 10.8 plate appearances...tied for 7th in the league with 10 sacrifice bunts.
- ◆ matched his career high with 4 RBI at the Chicago White Sox on April 10...it was just the 2nd 4-RBI game of his career, his 1st since July 9, 1995...had his 2nd 4-RBI game of the season and 3rd of his career vs. New York on April 30.
- ◆ hit safely in a career-best 14 consecutive games from July 30-August 15...was 21-for-51, .412, during the streak with 9 runs scored and 8 RBI...hit safely in 22 of 23 contests from July 20-August 15, going 35-for-81, .432, as he raised his average from .259 to .296.
- ◆ played in 116 of the club's first 126 games through August 25 before suffering a torn right hamstring...was not placed on the Disabled List but did not play again until September 11...appeared in 134 games overall.
- ◆ matched his career high with 4 hits on September 20 at Seattle...also scored 4 runs in that contest.
- ◆ successful in 11 of 16 stolen base opportunities, including 2 steals at New York on August 19.
- ◆ batted at a .326 clip against left-handed pitching with 8 RBI and .286 vs. right-handers with both home runs and 48 RBI.
- ◆ hit .295 (41-for-139) with runners in scoring position.
- ◆ was the American League's 3rd best fielding shortstop, logging a .982 percentage with 13 errors...went 40 consecutive games without an error from April 17-June 1.

Career Notes

- ◆ Rey owns a .273 career batting average and has hit .274-or-higher in 5 of his 8 seasons.
- ◆ has seen big league action with the Cubs (1991-97), Yankees (1997) and San Francisco Giants (1998) prior to joining the Royals.

1998

- ◆ helped the San Francisco Giants reach the post-season as a spot starter and backup infielder...drove in a then-career-high 30 runs while hitting .285 in 109 games.
- ◆ drilled his 1st home run of the season on June 12 at San Diego off Sterling Hitchcock to snap a 176 at-bat homerless string...his last previous homer came August 20, 1997 off Anaheim's Mark Langston.

REY SANCHEZ

1997

- ◆ split the campaign between the Chicago Cubs and New York Yankees...hit a combined .274 with 35 runs scored, 21 doubles, 2 homers, 27 RBI and 4 stolen bases.
- ◆ drove in the winning run in the Cubs 1st victory of season on April 20 at the New York Mets after Chicago opened the season 0-14.
- ◆ traded to the Yankees for minor league pitcher Frisco Parotte on August 16.
- ◆ matched his career high with a 4-hit game and scored 3 runs on August 26 at Oakland.
- ◆ started all 5 games for the Yankees in ALDS vs. Cleveland.

1996

- ◆ struggled at the plate during an injury-plagued season, going on the Disabled List twice and appearing in just 95 games.
- ◆ had a .977 fielding percentage in his 92 games at shortstop (90 starts), committing 11 errors in 469 chances...of his 11 miscues, only 1 was a throwing error (April 10 at Colorado).
- ◆ started 50 of the Cubs first 56 games at shortstop before being placed on the Disabled List on June 5...underwent surgery that day to repair a fractured hamate bone in his left hand...the procedure was performed by Dr. Dan Nagle.
- ◆ activated from the D.L. on July 20 following a 3-game injury rehab. stint at Triple-A Iowa.
- ◆ returned to the Disabled List from August 11-September 1 with left hand synovitis.

1995

- ◆ appeared in 114 games and batted .278 with career highs in doubles (22) and homers (3)...entered season with 5 professional home runs.
- ◆ when he homered on July 3 off New York's Bill Pulsipher, it was his 1st round tripper since August 29, 1992 (San Francisco's Francisco Oliveras), a span of 911 at-bats.
- ◆ had a then-career-high 11-game hitting streak from May 31-June 10, during which he hit .318 (14-for-44).
- ◆ best game came on July 9 at Philly...was 4-for-6 with a 2-run home run and a 2-run double...the 4 RBI established a career best, while the 4 hits tied his career standard.
- ◆ hampered much of the 2nd half due to left hand injuries...after hitting .301 prior to break, hit just .237 rest of season (36-for-152).
- ◆ was on the D.L. from July 24-August 9 with left wrist tendinitis...started only 4 times after September 12 due to stiffness in left hand.

1994

- ◆ made smooth transition into the starting 2nd base position after Ryne Sandberg retired June 13, finishing the year with .285 average.
- ◆ committed only 2 errors in 50 games at 2nd base (47 starts)...also appeared in 30 games at shortstop (17 starts) and 17 games at 3rd base (8 starts)...had only played in 5 Major League games at 2nd base prior to campaign and had never played 3rd prior to season.
- ◆ went 4-for-5 with a double and 2 runs scored in his 1st official game as the Cubs starting 2nd baseman on June 14 at San Diego.

1993

- ◆ appeared in 105 games, including 82 starts at shortstop, hitting .282 with 28 RBI.
- ◆ made 15 errors in 489 total chances for a .969 fielding percentage.
- ◆ was on the season-opening roster for 1st time in his career and made his 1st Opening Day start at shortstop.
- ◆ had a pair of 4-hit games: April 24 vs. Cincinnati and June 29 at San Diego.
- ◆ missed significant stretches during the 2nd half due to right hip flexor and left knee/hamstring strain.

REY SANCHEZ

1992

- ◆ opened the season at Iowa and was promoted to Chicago April 26.
- ◆ spent a half-season as Chicago's starting shortstop, batting .251 in 74 games...had .974 fielding percentage in 68 games at shortstop.
- ◆ placed on the Disabled List from May 5-21 with chicken pox.
- ◆ notched the 1st 4-hit game of his career on August 7 vs. New York.
- ◆ hit his 1st Major League home run August 29 off San Francisco's Francisco Olivaras.
- ◆ hampered by lower back problems late in the season, appearing in his final game on September 4...an MRI revealed a bulging disc.

1991

- ◆ saw his 1st big league action, appearing in 13 games for the Cubs.
- ◆ made his big league debut on September 8 as a defensive replacement at shortstop.
- ◆ made his 1st start on September 13 vs. Montreal at 2nd base...was his 1st pro appearance at that position.
- ◆ recorded his 1st hit and RBI on September 17 off Pittsburgh's Doug Drabek.

Minor League Notes

- ◆ Rey was selected by the Texas Rangers in the 13th round of the 1986 June Free Agent draft...signed by Luis Rosa.
- ◆ made his pro debut in 1986 at Rookie League Sarasota and led all Gulf Coast League shortstops with .932 fielding percentage.
- ◆ split the 1987 season between Single-A clubs Gastonia and Butte.
- ◆ was a Florida State League mid-season and post-season All-Star at Port Charlotte in 1988...finished 2nd in the FSL in batting and was 6th in hits.
- ◆ advanced to Triple-A Oklahoma City in 1989...led American Association shortstops in all fielding categories.
- ◆ traded by Texas to Chicago in exchange for infielder Bryan House on January 3, 1990...spent the 1990 campaign on the Disabled List at Iowa due to tear of medial collateral ligament in his right elbow...underwent surgery on April 2, 1990.
- ◆ named to the American Association's post-season all-star team in 1991...led the league's shortstops with .971 fielding percentage...started at shortstop in the Triple-A All-Star Game.

Miscellaneous Notes

- ◆ **Rey Francisco Sanchez** is married to Becky...they have 3 daughters: Ashley (9-28-89), Elissa (9-24-93) and Sabrina (4-12-97).
- ◆ graduated from Live Oak High School in Morgan Hill, CA in 1985...was a high school all-America selection in baseball...came to Morgan Hill as part of cultural and sports exchange program.

DIVISION SERIES RECORD

YEAR	CLUB, OPP	AVG.	G	AB	R	H	2B	3B	HR	RBI	BB	SO	SB
1997	NY (AL), vs. Cle.	.200	5	15	1	3	1	0	0	1	1	2	0

CAREER FIELDING

POSITION	PCT.	G	PO	A	E	TC	DP
2nd Base	.988	272	459	767	15	1241	139
3rd Base	.950	18	6	32	2	40	2
Shortstop	.975	581	900	1660	65	2625	351

SANCHEZ'S BESTS

	Season		Game
AVG.	.294--1999	H	4--7 times, last: at Sea., 9-20-99
H	141--1999		
HR	3--1995	HR	1--11 times, last: vs. Oak., 5-19-99
RBI	56--1999		
SB	11--1999	RBI	4--3 times, last: vs. N.Y., 4-30-99
Hit Streak	14--1999	SB	2--twice, vs. Fla., 5-27-95 & at N.Y., 8-19-99

REY SANCHEZ

YEAR CLUB	AVG.	G	AB	R	H	2B	3B	HR	RBI	BB	SO	SB
1986 Sarasota	.290	52	169	27	49	3	1	0	23	41	18	10
1987 Gastonia	.219	50	160	19	35	1	2	1	10	22	17	6
Butte	.365	49	189	36	69	10	6	0	25	21	12	22
1988 Port Charlotte	.306	128	418	60	128	6	5	0	38	35	24	29
1989 Oklahoma City	.224	134	464	38	104	10	4	1	39	21	50	4
1990 Iowa	-Injured - Did Not Play-											
1991 Iowa	.290	126	417	60	121	16	5	2	46	37	27	13
Chicago (NL)	.261	13	23	1	6	0	0	0	2	4	3	0
1992 Iowa	.342	20	76	12	26	3	0	0	3	4	1	6
Chicago (NL)	.251	74	255	24	64	14	3	1	19	10	17	2
1993 Chicago (NL)	.282	105	344	35	97	11	2	0	28	15	22	1
1994 Chicago (NL)	.285	96	291	26	83	13	1	0	24	20	29	2
1995 Chicago (NL)	.278	114	428	57	119	22	2	3	27	14	48	6
1996 Chicago (NL)	.211	95	289	28	61	9	0	1	12	22	42	7
Iowa	.167	3	12	2	2	0	0	0	1	1	2	2
1997 Chicago (NL)	.249	97	205	14	51	9	0	1	12	11	26	4
New York (AL)	.312	38	138	21	43	12	0	1	15	5	21	0
1998 San Francisco	.285	109	316	44	90	14	2	2	30	16	47	0
1999 KANSAS CITY	.294	134	479	66	141	18	6	2	56	22	48	11
N.L. Totals	.271	837	2630	295	712	110	16	10	210	134	282	33
A.L. Totals	.312	38	138	21	43	12	0	1	15	5	21	0
M.L. Totals	.273	875	2768	316	755	122	16	11	225	139	303	33

- 1986 Selected by the Texas Rangers in the 13th round of the June Free Agent Draft.
- 1990 Obtained by Chicago Cubs from Texas in exchange for INF Bryan House, January 3.
- 1997 Obtained by New York Yankees from Chicago in exchange for RHP Frisco Parolte, Aug. 16.
- 1998 Signed by San Francisco Giants as a free agent, January 22.
- 1998 Signed by Royals as a free agent, December 10.

1999 AND CAREER BREAKDOWN

Season	1999					CAREER					HR by
	AVG.	AB	H	HR	RBI	AVG.	AB	H	HR	RBI	CITY
Season	.294	479	141	2	56	.273	2768	755	11	225	
Anaheim	.243	37	9	0	1	.276	58	16	1	9	1
Baltimore	.292	24	7	0	1	.309	55	17	0	4	0
Boston	.267	15	4	0	1	.276	29	8	0	4	0
Chicago	.286	42	12	1	11	.269	52	14	1	13	0
Cleveland	.250	36	9	0	0	.256	43	11	0	1	0
Detroit	.316	38	12	0	5	.245	49	12	0	5	0
Kansas City	-	-	-	-	-	.500	4	2	0	0	1
Minnesota	.439	41	18	0	7	.439	41	18	0	7	0
New York	.310	29	9	0	5	.310	29	9	0	5	0
Oakland	.242	33	8	1	5	.286	56	16	2	8	2
Seattle	.356	45	16	0	8	.385	65	25	0	9	0
Tampa Bay	.353	34	12	0	4	.353	34	12	0	4	0
Texas	.290	31	9	0	5	.286	49	14	0	5	0
Toronto	.087	23	2	0	1	.184	38	7	0	1	0
Arizona	-	-	-	-	-	.231	13	3	0	0	0
Atlanta	-	-	-	-	-	.208	168	35	0	6	0
Chicago	.273	11	3	0	0	.296	27	8	0	0	3
Cincinnati	.167	6	1	0	0	.241	170	41	0	10	0
Colorado	-	-	-	-	-	.262	168	44	0	9	0
Florida	-	-	-	-	-	.276	134	37	1	11	1
Houston	.400	10	4	0	0	.249	197	49	1	10	0
Los Angeles	-	-	-	-	-	.249	169	42	0	12	0
Milwaukee	.125	8	1	0	0	.242	33	8	0	3	0
Montreal	-	-	-	-	-	.256	168	43	0	12	0
New York	-	-	-	-	-	.274	146	40	1	16	1
Philadelphia	-	-	-	-	-	.279	136	38	1	12	1
Pittsburgh	.333	6	2	0	0	.268	153	41	0	13	0
St. Louis	.300	10	3	0	2	.298	161	48	0	15	0
San Diego	-	-	-	-	-	.303	152	46	2	13	1
San Francisco	-	-	-	-	-	.298	171	51	1	8	0
Home	.267	240	64	1	28	.269	1322	355	4	104	
Road	.322	239	77	1	28	.277	1446	400	7	121	
Before ASG	.267	281	75	2	34	.277	1588	440	8	135	
After ASG	.333	198	66	0	22	.267	1180	315	3	90	
vs. LHP	.326	95	31	0	8	.288	694	200	4	59	
vs. RHP	.286	384	110	2	48	.268	2074	555	7	166	
RISP	.295	139	41	1	51	.268	624	167	4	205	
Bases Loaded	.000	8	0	0	0	.204	49	10	0	25	
Pinch Hitter	-	-	-	-	-	.231	39	9	0	2	
Desig. Hitter	-	-	-	-	-	-	-	-	-	-	
March/April	.296	71	21	1	11	.268	396	106	2	36	
May	.240	100	24	1	14	.265	475	126	1	39	
June	.237	76	18	0	5	.290	556	161	3	42	
July	.356	87	31	0	9	.268	515	138	2	41	
August	.342	76	26	0	8	.287	470	135	3	41	
Sept./Oct.	.304	69	21	0	9	.250	356	89	0	26	

46**JOSE SANTIAGO**
RIGHT-HANDED PITCHER

Ht.: 6-3; **Wt.:** 215
Bats: Right; **Throws:** Right
Opening Day Age: 25
Born: 11-5-74 in Fajardo, PR
Resides: Loiza, PR
Acquired: Selected in 70th round of
 1994 June Free Agent Draft
Contract Status: Signed thru 2000
M.L. Service: 1 year, 42 days

**1999**

- ◆ Jose was a frequently used reliever for the Royals through mid-June before suffering an injury which limited his activity the rest of the way.
- ◆ finished the season with a 3-4 record and a pair of saves in 34 big league contests.
- ◆ made the big league roster to open the season and allowed no runs on just 1 hit over his first 3 outings and 5.2 innings.
- ◆ tagged with the loss after surrendering a 3-run 10th inning home run to Travis Fryman at Cleveland on April 12, but bounced back, allowing just 1 more earned run in his next 8.0 frames.
- ◆ posted his 1st big league victory in a 4-3 win over Anaheim on April 24.
- ◆ notched his 1st big league save in his next appearance, a 15-5 win at Baltimore on April 29.
- ◆ 2nd and final save of the season came at Minnesota on May 8 when he worked a season-high 3.0 scoreless frames of 2-hit relief.
- ◆ was 2-2 with a 2.36 ERA (7 ER in 26.2 IP) through May 18...converted 2 of 3 save situations on the year.
- ◆ tagged for 10 earned runs in his next 10 appearances and 11.2 innings of work as his ERA ballooned to 3.99 on June 14.
- ◆ placed on the 15-day Disabled List on June 25 with soreness in his right trapezius...while on a rehab. assignment, worked in 3 games for Rookie League Gulf Coast, 4 games for Double-A Wichita and 1 game for Triple-A Omaha.
- ◆ recalled from his rehab. assignment on July 27 but was not activated until September 11.
- ◆ made 6 relief appearances in the final 2 weeks of the season, allowing just 1 earned run in 8.0 innings of work.
- ◆ matched his season-high with 3.0 innings of relief at Seattle on September 20 and he earned the win.
- ◆ allowed 8 of 34 1st-batters faced to reach base safely via a hit or walk...allowed 17 of 37 inherited runners to score.
- ◆ opponents hit him at a .251 average...left-handers batted just .210 (17-for-81), while right-handers owned a .284 mark (29-for-102).
- ◆ was 4-2 with a 3.06 ERA in 14 games for San Juan in winter ball.

Career Notes

- ◆ Jose has appeared at the big league level in each of the past 3 seasons after being selected in the 70th round in the 1994 draft.

1998

- ◆ led the Texas League with 22 saves while posting a 3-4 record in 52 relief appearances...also paced the league with 64 Roloids relief points and with 41 games finished.

JOSE SANTIAGO

◆ selected to appear in the mid-summer Texas League All-Star game and was named as the relief pitcher on the Texas League post-season all-star team.

◆ recalled from Wichita on August 21...made his 1st big league appearance of the '98 season at Tampa Bay on August 23, allowing 1 hit with 2 strikeouts in 1.0 inning of work in the Royals 11-5 win.

◆ only other major league appearance came at Toronto on August 27 when he surrendered 2 runs on 3 hits in a one-inning stint.

◆ optioned to Triple-A Omaha on August 28.

1997

◆ became the 1st Royals player to make the jump from Class A to the big leagues since Jeff Granger in 1993.

◆ began the season in the Carolina League...suspended by the league for 30 days from April 14-May 14 after throwing a ball into the stands.

◆ assigned to the Midwest League after being reinstated to the active roster...made 9 appearances for Lansing with a 2.08 ERA.

◆ contract was purchased by the Royals June 6...made his big league debut June 7 against Texas and retired the only batter he faced.

◆ made 4 appearances for Kansas City from June 7-17, posting a 1.93 ERA in 4.2 innings of work.

◆ placed on the 15-day Disabled List on June 18 with the chicken pox...reinstated to the active roster on July 9 and was optioned to Double-A Wichita.

Minor League Notes

◆ Jose was selected in the 70th round of the 1994 June Free Agent Draft, the 1,627th player selected...signed by Johnny Ramos.

◆ made 10 appearances for the Gulf Coast Royals in his 1st professional season in 1994, logging 1 win and a pair of saves.

◆ was 2-4 with a 3.14 ERA in 22 relief appearances for the Spokane Indians in 1995.

◆ made 54 appearances for Lansing in 1996, logging 7 wins and 19 saves...finished 2nd in relief points (59) in the Midwest League...also was tied for 2nd in games and 4th in saves and games finished (46).

Miscellaneous Notes

◆ **Jose Rafael Santiago** and his wife, Ayra, have 1 child, Joselyn (2-2-95).

◆ graduated from Carlos Escobar Lopez High in Loiza, PR.

YEAR	CLUB	W-L	ERA	G	GS	CG	SHO	SV	IP	H	R	ER	BB	SO
1994	Gulf Coast	1-0	2.37	10	1	0	0	2	19.0	17	7	5	7	10
1995	Spokane	2-4	3.14	22	0	0	0	1	48.2	60	26	17	20	32
1996	Lansing	7-6	2.57	54	0	0	0	19	77.0	78	34	22	21	55
1997	Wilmington	1-1	4.91	4	0	0	0	2	3.2	3	3	2	1	1
	Lansing	1-0	2.08	9	0	0	0	1	13.0	10	6	3	6	8
	KANSAS CITY	0-0	1.93	4	0	0	0	0	4.2	7	2	1	2	1
	Wichita	2-1	4.00	22	0	0	0	3	27.0	32	13	12	8	12
1998	Wichita	3-4	3.61	52	0	0	0	*22	72.1	79	38	29	27	31
	KANSAS CITY	0-0	9.00	2	0	0	0	0	2.0	4	2	2	0	2
	Omaha	0-0	7.04	4	0	0	0	1	7.2	10	9	6	5	4
1999	KANSAS CITY	3-4	3.42	34	0	0	0	2	47.1	46	23	18	14	15
	Gulf Coast	0-0	1.80	3	3	0	0	0	5.0	1	1	1	0	4
	Wichita	0-1	2.00	4	2	0	0	0	9.0	8	2	2	0	0
	Omaha	0-0	0.00	1	0	0	0	0	1.2	3	0	0	0	0
M.L. Totals		3-4	3.50	40	0	0	0	2	54.0	57	27	21	16	18

*-Led League

1994 Selected by Royals in 70th round of June Free Agent Draft...signed by Johnny Ramos.

M.L. BATTING TOTALS

	AVG.	AB	H	HR	RBI
M.L. Totals	.000	0	0	0	0

CAREER FIELDING

POSITION	PCT.	G	PO	A	E	TC	DP
Pitcher	1.000	40	4	5	0	9	0

JOSE SANTIAGO

1999 AND CAREER BREAKDOWN

Season	1999								CAREER							
	W	L	S	ERA	G	IP	H	ER	W	L	S	ERA	G	IP	H	ER
Season	3	4	2	3.42	34	47.1	46	18	3	4	2	3.50	40	54.0	57	21
Anaheim	1	0	0	2.25	3	4.0	3	1	1	0	0	1.69	4	5.1	5	1
Baltimore	0	0	1	2.45	2	3.2	3	1	0	0	1	2.45	2	3.2	3	1
Boston	0	0	0	0.00	1	1.2	0	0	0	0	0	0.00	1	1.2	0	0
Chicago	0	0	0	0.00	4	7.0	3	0	0	0	0	0.00	4	7.0	3	0
Cleveland	0	1	0	7.36	2	3.2	3	3	0	1	0	7.36	2	3.2	3	3
Detroit	0	0	0	4.50	2	2.0	2	1	0	0	0	4.50	2	2.0	2	1
Kansas City	-	-	-	-	-	-	-	-	-	-	-	-	-	-	-	-
Minnesota	0	0	1	3.00	3	6.0	5	2	0	0	1	3.00	3	6.0	5	2
New York	0	1	0	6.75	2	2.2	3	2	0	1	0	6.75	2	2.2	3	2
Oakland	0	0	0	0.00	2	2.2	1	0	0	0	0	0.00	2	2.2	1	0
Seattle	2	0	0	2.84	4	6.1	7	2	2	0	0	2.84	4	6.1	7	2
Tampa Bay	0	0	0	0.00	1	0.2	0	0	0	0	0	0.00	2	1.2	1	0
Texas	0	2	0	9.00	2	1.0	4	1	0	2	0	6.75	3	1.1	4	1
Toronto	0	0	0	0.00	1	1.0	1	0	0	0	0	9.00	2	2.0	4	2
Arizona	-	-	-	-	-	-	-	-	-	-	-	-	-	-	-	-
Atlanta	-	-	-	-	-	-	-	-	-	-	-	-	-	-	-	-
Chicago	-	-	-	-	-	-	-	-	-	-	-	-	-	-	-	-
Cincinnati	0	0	0	3.38	1	2.2	2	1	0	0	0	3.38	1	2.2	2	1
Colorado	-	-	-	-	-	-	-	-	-	-	-	-	-	-	-	-
Florida	-	-	-	-	-	-	-	-	-	-	-	-	-	-	-	-
Houston	-	-	-	-	-	-	-	-	0	0	0	4.50	1	2.0	4	1
Los Angeles	-	-	-	-	-	-	-	-	-	-	-	-	-	-	-	-
Milwaukee	-	-	-	-	-	-	-	-	-	-	-	-	-	-	-	-
Montreal	-	-	-	-	-	-	-	-	-	-	-	-	-	-	-	-
New York	-	-	-	-	-	-	-	-	-	-	-	-	-	-	-	-
Philadelphia	-	-	-	-	-	-	-	-	-	-	-	-	-	-	-	-
Pittsburgh	0	0	0	81.00	1	0.1	4	3	0	0	0	20.25	2	1.1	5	3
St. Louis	0	0	0	4.50	3	2.0	5	1	0	0	0	4.50	3	2.0	5	1
San Diego	-	-	-	-	-	-	-	-	-	-	-	-	-	-	-	-
San Fran.	-	-	-	-	-	-	-	-	-	-	-	-	-	-	-	-
Home	1	2	0	2.74	17	23.0	22	7	1	2	0	2.70	20	26.2	28	8
Road	2	2	2	4.07	17	24.1	24	11	2	2	2	4.28	20	27.1	29	13
Before ASG	2	3	2	3.89	28	39.1	39	17	2	3	2	3.68	32	44.0	46	18
After ASG	1	1	0	1.13	6	8.0	7	1	1	1	0	2.70	8	10	11	3
Starter	-	-	-	-	0	-	-	-	-	-	-	-	-	-	-	-
Reliever	3	4	2	3.42	34	47.1	46	18	3	4	2	3.50	40	54.0	57	21
April	1	1	1	2.30	9	15.2	9	4	1	1	1	2.30	9	15.2	9	4
May	1	2	1	4.02	12	15.2	15	7	1	2	1	4.02	12	15.2	15	7
June	0	0	0	6.75	7	8.0	15	6	0	0	0	4.97	11	12.2	22	7
July	-	-	-	-	-	-	-	-	-	-	-	-	-	-	-	-
August	-	-	-	-	-	-	-	-	0	0	0	9.00	2	2.0	4	2
Sept./Oct.	1	1	0	1.13	6	8.0	7	1	1	1	0	1.13	6	8.0	7	1

SANTIAGO'S BESTS

Season	Game
W 3—1999	Low-Hit —
ERA 1.93—1997	SO 2—4 times, last: at Tor., 6-19-99
SV 2—1999	
IP 47.1—1999	
SO 15—1999	
Win Streak 1—1999	

Save Rule

Saves shall be awarded to relief pitchers under the following criteria:

Rule (10.20) tells the official scorer to credit a pitcher with a save when he meets all three of the following conditions: (1) He is the finishing pitcher in a game won by his club; and (2) He is not the winning pitcher; and (3) He qualifies under one of the following conditions: (a) He enters the game with a lead of no more than three runs and pitches for at least one inning; or (b) He enters the game with the potential tying run either on base, or at bat, or on deck (that is, the potential tying run is either already on base or is one of the first two batsmen he faces); or (c) He pitches effectively for at least three innings.

8**CHRIS SNOPEK****INFIELDER****(NON-ROSTER PLAYER)****Ht.:** 6-1; **Wt.:** 185**Bats:** Right; **Throws:** Right**Opening Day Age:** 29**Born:** 9-20-70 in Cynthiana, KY**Resides:** Cynthiana, KY**Acquired:** Signed as a minor league free agent, 11-16-99**Contract Status:** Signed thru 2000**M.L. Service:** 2 years, 139 days**1999**

◆ Chris spent the entire campaign at the Triple-A level, splitting the season between the Boston Red Sox affiliate in Pawtucket and the Cincinnati Reds top club in Indianapolis.

◆ began the season in Pawtucket...was hitting .247 in 24 games with 3 home runs and 10 RBI when he was sent to the Reds organization May 11 in exchange for minor league outfielder Johnny Oliver.

◆ spent the remainder of the season in Indianapolis, hitting .281 in 103 games with 9 home runs and 64 RBI.

◆ combined on the 2 International League stops to post a .275 batting average with a dozen homers and 74 RBI in 127 contests.

Career Notes

◆ Chris came up through the Chicago White Sox organization and played at the big league level with the Pale Hose from 1995-1997...also played 8 games with the Boston Red Sox in 1998.

◆ owns a .234 career big league average with 13 homers and 66 RBI in 215 contests.

◆ belted 2 home runs in a game vs. Kansas City, July 21, 1996.

1998

◆ split the season between Chicago and Boston...combined on the 2 American League stops for a .204 average with 1 home run and 6 RBI in 61 games.

◆ opened the season with the White Sox...hit .208 in 53 games, playing all 4 infield positions and in 1 game in the outfield.

◆ only home run came at Boston on July 5.

◆ traded by the White Sox to the Red Sox on August 31 in exchange for OF Corey Jenkins.

1997

◆ emerged from spring training as the White Sox regular 3rd baseman.

◆ appeared in 86 games, including 78 starts at 3rd and 3 at short.

◆ his .915 fielding percentage (16 errors in 189 total chances) ranked last among American League 3rd basemen with at least 150 chances.

◆ collected a career-high 4 hits on May 12 at Anaheim.

◆ posted career highs of 4 runs scored and 3 walks on April 13 at Detroit in the 1st game of a twinbill.

◆ optioned to Triple-A Nashville on August 8.

1996

◆ hit .277 in 29 starts (19 at 3rd base and 10 at shortstop) for the White Sox.

◆ hit .345 with 3 homers and 15 RBI in July and .341 with a .659 slugging percentage in the season's 2nd half.

CHRIS SNOPEK

◆ served 3 stints with the Sox...began the season with Chicago but was optioned to Triple-A Nashville on June 12...a 2nd stint came from July 11-August 16 when he hit .345 (10-for-29)...recalled a final time September 3.

◆ posted a career-high 7-game hitting streak from April 15-May 7.

◆ went 3-for-4 with 2 home runs and a career-high 4 RBI vs. Kansas City on July 21.

◆ batted cleanup as the shortstop on April 28 vs. California, becoming the 1st Sox shortstop to hit 4th since Ron Hansen, July 19, 1967.

1995

◆ made his Major League debut on July 31 vs. Kansas City and went 2-for-3 with a run scored, RBI and a stolen base.

◆ sent back to Triple-A Nashville on August 15 and was recalled for a 2nd time on September 5.

◆ made his 1st career start Sept. 13 at California as the shortstop.

◆ celebrated his 25th birthday on September 20 vs. Cleveland by going 3-for-4 with his 1st career home run (off Joe Roa).

Minor League Notes

◆ Chris was selected by the Chicago White Sox in the 6th round of the 1992 June draft...signed by Mark Bernstein and Warren Hughes.

◆ made his pro debut with Class A Utica in 1992...led the New York-Penn League in walks with 52 and ranked 2nd in on-base percentage (.406) and 4th in runs (49)...led the club in games and doubles.

◆ combined to hit .269 with 29 doubles, 15 home runs and 68 RBI between South Bend and Sarasota in 1993.

◆ named to the Southern League's mid-season All-Star team in 1994 at Birmingham...had his left little finger fractured by a pitch on July 29 vs. Carolina and missed the remainder of the season...named the Best Defensive 3rd baseman in the Southern League by *Baseball America*...chosen as the Barons MVP for position players...played in the Arizona Fall League following the season...named the 8th best prospect in the White Sox chain by *Baseball America* entering the 1994 season and the 5th best prospect following the campaign.

◆ named the organization's Charles W. Lubin Award winner at Nashville in 1995 after finishing 2nd in the American Association with a .323 batting average...named the White Sox top prospect in a post-season poll by *Baseball America*.

Miscellaneous Notes

◆ **Christopher Charles Snopak** is married...wife's name is Carla...the couple has 1 child, Kate (8-23-98).

◆ graduated from Harrison County (KY) High...hit .576 with 20 homers and 73 RBI as a senior...earned all-state honors in basketball.

◆ played collegiate baseball at the University of Mississippi...named 3rd team all-America by *Baseball America* in 1992 after becoming the first Ole Miss player since 1973 to hit over .400, connecting for a .407 average with 13 homers and a school-record 62 RBI.

YEAR CLUB	AVG.	G	AB	R	H	2B	3B	HR	RBI	BB	SO	SB
1992 Utica	.282	73	245	49	69	15	1	2	29	52	44	14
1993 South Bend	.389	22	72	20	28	8	1	5	18	15	13	1
Sarasota	.245	107	371	61	91	21	4	10	50	65	67	3
1994 Birmingham	.263	106	365	58	96	25	3	6	54	58	49	9
1995 Nashville	.323	113	395	56	127	23	4	12	55	50	72	2
Chicago (AL)	.324	22	68	12	22	4	0	1	7	9	12	1
1996 Chicago (AL)	.260	46	104	18	27	6	1	6	18	6	16	0
Nashville	.248	40	153	18	38	8	0	2	12	21	24	2
1997 Chicago (AL)	.218	86	298	27	65	15	0	5	35	18	51	3
Nashville	.233	20	73	8	17	4	0	3	8	7	13	0
1998 Chicago (AL)	.208	53	125	17	26	2	0	1	4	14	24	3
Boston	.167	8	12	2	2	0	0	0	2	2	5	0
1999 Pawtucket	.247	24	81	10	20	7	0	3	10	5	15	2
Indianapolis	.281	103	381	66	107	24	3	9	64	42	51	17
M.L. Totals	.234	215	607	76	142	27	1	13	66	49	108	7

*-Led League

CHRIS SNOPEK

1992 Selected by the Chicago White Sox in the 6th round of the June Free Agent Draft.

1998 Obtained by the Boston Red Sox from Chicago in exchange for OF Corey Jenkins, Aug. 31.

1999 Obtained by the Cincinnati Reds from Boston in exchange for OF Johnny Oliver, May 11.

1999 Signed by the Royals as a minor league free agent, November 16.

CAREER FIELDING

POSITION	PCT.	G	PO	A	E	TC	DP
1st Base	1.000	1	9	0	0	9	1
2nd Base	.933	15	7	21	2	30	3
3rd Base	.928	132	79	166	19	264	16
Shortstop	.966	55	79	150	8	237	28
Outfield	-	1	0	0	0	0	0

1999 AND CAREER BREAKDOWN

Season	1999					CAREER					HR by
	AVG.	AB	H	HR	RBI	AVG.	AB	H	HR	RBI	CITY
Season	-	-	-	-	-	.234	607	142	13	66	
Anaheim	-	-	-	-	-	.288	66	19	1	6	0
Baltimore	-	-	-	-	-	.188	48	9	0	4	0
Boston	-	-	-	-	-	.147	34	5	1	4	1
Chicago	-	-	-	-	-	.000	3	0	0	0	7
Cleveland	-	-	-	-	-	.400	20	8	1	2	0
Detroit	-	-	-	-	-	.279	43	12	2	6	1
Kansas City	-	-	-	-	-	.316	76	24	3	13	1
Minnesota	-	-	-	-	-	.224	67	15	1	12	1
New York	-	-	-	-	-	.177	62	11	2	5	1
Oakland	-	-	-	-	-	.194	36	6	1	4	1
Seattle	-	-	-	-	-	.188	32	6	0	2	0
Tampa Bay	-	-	-	-	-	.333	15	5	0	0	0
Texas	-	-	-	-	-	.320	25	8	0	1	0
Toronto	-	-	-	-	-	.125	32	4	0	3	0
Arizona	-	-	-	-	-	-	-	-	-	-	-
Atlanta	-	-	-	-	-	-	-	-	-	-	-
Chicago	-	-	-	-	-	.250	12	3	1	2	0
Cincinnati	-	-	-	-	-	.250	12	3	0	1	0
Colorado	-	-	-	-	-	-	-	-	-	-	-
Florida	-	-	-	-	-	-	-	-	-	-	-
Houston	-	-	-	-	-	.000	1	0	0	0	0
Los Angeles	-	-	-	-	-	-	-	-	-	-	-
Milwaukee	-	-	-	-	-	.067	15	1	0	1	0
Montreal	-	-	-	-	-	-	-	-	-	-	-
New York	-	-	-	-	-	-	-	-	-	-	-
Philadelphia	-	-	-	-	-	-	-	-	-	-	-
Pittsburgh	-	-	-	-	-	.375	8	3	0	0	0
St. Louis	-	-	-	-	-	-	-	-	-	-	-
San Diego	-	-	-	-	-	-	-	-	-	-	-
San Francisco	-	-	-	-	-	-	-	-	-	-	-
Home	-	-	-	-	-	.224	294	66	7	32	
Road	-	-	-	-	-	.243	313	76	6	34	
Before ASG	-	-	-	-	-	.220	387	85	9	44	
After ASG	-	-	-	-	-	.259	220	57	4	22	
vs. LHP	-	-	-	-	-	.257	284	73	9	34	
vs. RHP	-	-	-	-	-	.214	323	69	4	32	
Pinch Hitter	-	-	-	-	-	.267	15	4	0	2	
Desig. Hitter	-	-	-	-	-	.000	6	0	0	0	
April	-	-	-	-	-	.232	125	29	6	19	
May	-	-	-	-	-	.226	115	26	0	10	
June	-	-	-	-	-	.198	126	25	2	12	
July	-	-	-	-	-	.269	119	32	4	17	
August	-	-	-	-	-	.172	58	10	0	0	
Sept./Oct.	-	-	-	-	-	.313	64	20	1	8	

SNOPEK'S BESTS

	Season		Game
AVG.	.324--1995	H	4--at Ana., 5-12-97
H	65--1997	HR	2--vs. KC., 7-21-96
HR	6--1996	RBI	4--vs. KC., 7-21-96
RBI	35--1997	SB	1--3 times, last:
SB	3--1997		vs. Bos., 6-17-98
Hit Streak	7--1996		

Did You Know...

that George Brett (52 in August of 1980), Willie Wilson (51 in July of 1982) and Joe Randa (50 in July of 1999) are the only Royals to collect 50 or more hits in a single month.

71

KYLE SNYDER

RIGHT-HANDED PITCHER

(NON-ROSTER PLAYER)

Ht.: 6-8; Wt.: 220

Bats: Switch; Throws: Right

Opening Day Age: 22

Born: 9-9-77 in Houston, TX

Resides: Sarasota, FL

Acquired: Selected in 1st round

(7th overall) of 1999 June Free

Agent Draft

Contract Status: Signed thru 2000

M.L. Service: 0 days (Rookie)

**1999**

- ◆ Kyle spent his 1st professional season with the Royals short-season Class A club, the Spokane Indians, in the Northwest League.
- ◆ won his only decision with a 4.13 ERA in 7 starts.
- ◆ allowed just 20 hits and 7 walks while fanning 25 batters in 24.0 innings of work.
- ◆ pitched in the Florida Instructional League following the season.
- ◆ selected as the top prospect in the Northwest League by *Baseball America*.

Minor League Notes

- ◆ Kyle was selected by the Royals in the 1st round (the 7th overall pick) of the 1999 June Free Agent Draft...signed by Paul Faulk.

Miscellaneous Notes

- ◆ **Kyle Ehren Snyder** is single...graduated from Riverview High School in Sarasota, FL in 1996...lettered in baseball, basketball, swimming and golf.
- ◆ drafted by the Tampa Bay Devil Rays in the 27th round in 1996 but did not sign.
- ◆ attended the University of North Carolina in Chapel Hill...was 7-5 with a 3.82 ERA in 15 starts for the Tar Heels as a junior, fanning 102 batters in 96.2 innings...limited opponents to a .235 batting average.
- ◆ named the top prospect in the summer Cape Cod League in 1998.

YEAR	CLUB	W-L	ERA	G	GSCG	SHO	SV	IP	H	R	ER	BB	SO
1999	Spokane	1-0	4.13	7	7	0	0	24.0	20	13	11	7	25

1999 Selected by Royals in 1st round (7th overall) of June Free Agent Draft...signed by Paul Faulk.

Royals Pitchers With 10+ Strikeout Games

Name	Number	Top Game	Date/Opponent
Kevin Appler	21	13	5-25-94 vs. Texas 9-15-95 at California 8-29-96 at Detroit
Mark Gubicza	8	14	8-27-88 vs. Minnesota
Tom Gordon	8	13	4-20-91 at New York
Bret Saberhagen	7	13	9-30-89 at Oakland
Dennis Leonard	7	13	7-8-77 vs. Oakland
Bob Johnson	5	12	8-23-70 vs. Boston
Steve Busby	4	13	7-10-73 at Milwaukee
Bill Butler	3	10	7-15-69 vs. Seattle 7-20-69 at Chicago 9-5-69 at Seattle
David Cone	2	12	7-23-94 at Detroit
Danny Jackson	2	12	5-26-87 at Chicago
Charlie Leibrandt	2	11	7-31-88 at Baltimore
Paul Splittorff	2	10	9-5-72 at Texas 9-16-73 at California

11 pitchers tied with 1.

65**CLINT SODOWSKY**
RIGHT-HANDED PITCHER**(NON-ROSTER PLAYER)****Ht.:** 6-4; **Wt.:** 195**Bats:** Right; **Throws:** Right**Opening Day Age:** 27**Born:** 7-13-72 in Ponca City, OK**Resides:** Ponca City, OK**Acquired:** Signed as a minor league free agent, 12-20-99**Contract Status:** Signed thru 2000**M.L. Service:** 2 years, 86 days**1999**

◆ Clint went to spring training with the Arizona Diamondbacks...sent to the St. Louis Cardinals on March 30 in exchange for pitcher John Frascatore...assigned to the Triple-A Memphis roster.

◆ appeared in 3 games for the parent Cardinals including 1 start...was 0-1 with a 15.63 ERA, allowing 11 runs on 15 hits in just 6.1 innings.

◆ recalled by St. Louis on May 10...tossed 2.1 innings the next night vs. Philadelphia, allowing 2 runs on 3 hits.

◆ made his only start at Los Angeles on May 22 and was tagged with a 10-7 loss after allowing 8 runs on 9 hits in just 3.1 innings.

◆ optioned back to Memphis on May 23.

◆ recorded a 4-5 record with 3 saves and a 4.82 ERA in 19 games, including 13 starts for Memphis...also tossed 2 complete games.

◆ spent from July 29-September 1 on the Disabled List...recalled from Memphis on September 1 and placed on the 60-day D.L. with a right shoulder strain.

◆ activated from the D.L. on October 12 and outrighted to Memphis 2 days later...refused the assignment and was declared a minor league free agent on October 15.

Career Notes

◆ Clint has played for 4 organizations, logging Major League stints with Detroit (1995-96), Pittsburgh (1997), Arizona (1998) and St. Louis (1999).

◆ owns an 8-14 record with a 6.17 ERA in 106 games including 20 starts.

1998

◆ spent most of the season with Arizona after being selected in the Expansion Draft off the Pittsburgh Pirates roster.

◆ established a personal best with 77.2 innings while matching a career high with 45 appearances.

◆ made the start on August 1 in Milwaukee, his 1st start since the 1996 season...optioned to Triple-A after that start to get more work in that role.

◆ recalled between games of a twinbill on August 20 at Philly and started the nightcap.

◆ only win as a starter was in Arizona on August 30...tied a career-high with 7.0 innings pitched in a 7-3 win over Milwaukee, his 1st win as a starter since April 2, 1996.

1997

◆ used exclusively as a reliever for the 1st time in his career, opening the season at Triple-A Calgary before getting the call to Pittsburgh on May 7.

CLINT SODOWSKY

- ◆ fanned a career-high 6 batters in 2.1 innings on May 17 vs. Florida.
- ◆ placed on the 15-day Disabled List with biceps tendinitis in his right shoulder from August 26-September 10.
- ◆ collected his 1st big league hit, an infield single off T.J. Mathews at St. Louis on July 5.

1996

- ◆ was a member of the Tigers Opening Day roster before being optioned to Triple-A Toledo on April 26.
- ◆ recalled on June 24 and suffered 2 losses before going back to Triple-A on July 3.
- ◆ traded to Pittsburgh on November 1 for pitcher Dan Miceli.

1995

- ◆ contract was purchased by the Tigers on September 2 and was a winner in his big league debut on September 4 vs. Cleveland, going 5.0 innings allowing 1 run.
- ◆ was 2-0 with a 1.20 ERA in his first 3 starts, allowing 2 earned runs in 15.0 innings.

Minor League Notes

- ◆ Clint was selected by the Detroit Tigers in the 9th round of the 1991 June Free Agent Draft...signed by Stan Meeks.
- ◆ began his pro career at Bristol in 1991.
- ◆ returned to Bristol for the 1992 season, going 2-2 with a 3.54 ERA.
- ◆ led the staff in wins (14) while ranking 4th in the South Atlantic League with Fayetteville in 1993.
- ◆ spent the 1994 campaign at Lakeland...18 of his 19 outings came as a starter.
- ◆ opened the 1995 season at Double-A Jacksonville...tossed 5 complete games including 3 shutouts...promoted to Toledo where he went 5-1 with a 2.85 ERA...combined on the 2 stops for a 10-6 record and 2.65 ERA in 28 starts.

Miscellaneous Notes

- ◆ **Clint Rea Sodowsky** is single...graduated from Ponca City (OK) High School in 1990...attended Connors State (OK) Junior College.

YEAR	CLUB	W-L	ERA	G	GSCG	SHO	SV	IP	H	R	ER	BB	SO
1991	Bristol	0-5	3.76	14	8	0	0	55.0	49	34	23	34	44
1992	Bristol	2-2	3.54	15	6	0	0	56.0	46	35	22	29	48
1993	Fayetteville	14-10	5.09	27	27	1	0	155.2	177	101	88	51	80
1994	Lakeland	6-3	3.83	19	18	1	1	110.1	111	58	47	34	73
1995	Jacksonville	5-5	2.55	19	19	5	+3	123.2	102	46	35	50	77
	Toledo	5-1	2.85	9	9	1	0	60.0	47	21	19	30	32
	Detroit	2-2	5.01	6	6	0	0	23.1	24	15	13	18	14
1996	Detroit	1-3	11.84	7	7	0	0	24.1	40	34	32	20	9
	Toledo	6-8	3.94	19	19	1	0	118.2	128	67	52	51	59
1997	Calgary	0-1	6.59	8	0	0	1	13.2	19	10	10	6	9
	Pittsburgh	2-2	3.63	45	0	0	0	52.0	49	22	21	34	51
1998	Arizona	3-6	5.68	45	6	0	0	77.2	86	56	49	39	42
	Tucson	0-1	3.86	2	2	0	0	9.1	11	4	4	3	7
1999	Memphis	4-5	4.82	19	13	2	0	80.1	85	55	43	32	52
	St. Louis	0-1	15.63	3	1	0	0	6.1	15	11	11	6	2
A.L. Totals		3-5	8.50	13	13	0	0	47.2	64	49	45	38	23
N.L. Totals		5-9	5.36	93	7	0	0	136.0	150	89	81	79	95
M.L. Totals		8-14	6.17	106	20	0	0	183.2	214	138	126	117	118

+Tied for League Lead

- 1991 Selected by the Detroit Tigers in the 9th round of the June Free Agent Draft.
- 1996 Obtained by the Pittsburgh Pirates from Detroit in exchange for RHP Dan Miceli, Nov. 1.
- 1997 Selected by the Arizona Diamondbacks with the 4th pick in the 2nd round of the MLB Expansion Draft, November 18.
- 1999 Obtained by St. Louis Cardinals from Arizona in exchange for RHP John Frascatore, Mar. 30.
- 1999 Signed by the Royals as a minor league free agent, December 20.

M.L. BATTING TOTALS

	AVG.	AB	H	HR	RBI
M.L. Totals	.308	13	4	0	0

CLINT SODOWSKY

CAREER FIELDING

POSITION	PCT.	G	PO	A	E	TC	DP
Pitcher	.971	106	13	20	1	34	1

1999 AND CAREER BREAKDOWN

Season	1999									CAREER							
	W	L	S	ERA	G	IP	H	ER		W	L	S	ERA	G	IP	H	ER
Season	0	1	0	15.63	3	6.1	15	11		8	14	0	6.17	106	183.2	214	126
Anaheim	-	-	-	-	-	-	-	-		0	1	0	4.50	3	8.0	11	4
Baltimore	-	-	-	-	-	-	-	-		0	2	0	20.25	2	4.0	10	9
Boston	-	-	-	-	-	-	-	-		0	1	0	9.34	2	8.2	14	9
Chicago	-	-	-	-	-	-	-	-		-	-	-	-	-	-	-	-
Cleveland	-	-	-	-	-	-	-	-		1	0	0	1.80	1	5.0	3	1
Detroit	-	-	-	-	-	-	-	-		-	-	-	-	-	-	-	-
Kansas City	-	-	-	-	-	-	-	-		0	0	0	3.86	2	2.1	4	1
Minnesota	-	-	-	-	-	-	-	-		1	0	0	9.82	3	7.1	9	8
New York	-	-	-	-	-	-	-	-		-	-	-	-	-	-	-	-
Oakland	-	-	-	-	-	-	-	-		0	1	0	7.72	3	9.1	13	8
Seattle	-	-	-	-	-	-	-	-		1	1	0	32.40	2	1.2	5	6
Tampa Bay	-	-	-	-	-	-	-	-		-	-	-	-	-	-	-	-
Texas	-	-	-	-	-	-	-	-		1	0	0	1.42	2	6.1	2	1
Toronto	-	-	-	-	-	-	-	-		0	0	0	0.00	1	5.0	3	0
Arizona	-	-	-	-	-	-	-	-		-	-	-	-	-	-	-	-
Atlanta	-	-	-	-	-	-	-	-		1	0	0	2.08	7	8.2	7	2
Chicago	-	-	-	-	-	-	-	-		0	0	0	2.57	6	7.0	6	2
Cincinnati	-	-	-	-	-	-	-	-		0	1	0	5.63	4	8.0	9	5
Colorado	-	-	-	-	-	-	-	-		0	0	0	5.40	5	5.0	4	3
Florida	-	-	-	-	-	-	-	-		1	0	0	2.92	7	12.1	10	4
Houston	-	-	-	-	-	-	-	-		1	1	0	4.91	9	14.2	9	8
Los Angeles	0	1	0	20.25	2	4.0	12	9		0	1	0	10.61	7	9.1	17	11
Milwaukee	-	-	-	-	-	-	-	-		1	0	0	5.25	3	12.0	13	7
Montreal	-	-	-	-	-	-	-	-		0	0	0	3.60	4	5.0	4	2
New York	-	-	-	-	-	-	-	-		0	1	0	9.00	6	7.0	11	7
Philadelphia	0	0	0	7.72	1	2.1	3	2		0	0	0	3.60	5	10.0	13	4
Pittsburgh	-	-	-	-	-	-	-	-		0	1	0	6.35	2	5.2	6	4
St. Louis	-	-	-	-	-	-	-	-		0	2	0	4.70	10	7.2	11	4
San Diego	-	-	-	-	-	-	-	-		0	1	0	14.21	5	6.1	11	10
San Fran.	-	-	-	-	-	-	-	-		0	0	0	7.36	5	7.1	9	6
Home	0	0	0	9.00	2	3.0	6	3		6	3	0	5.52	54	89.2	100	55
Road	0	1	0	21.60	1	3.1	9	8		2	11	0	6.80	52	94.0	114	71
Before ASG	0	1	0	15.63	3	6.1	15	11		3	9	0	7.40	62	93.2	125	77
After ASG	-	-	-	-	-	-	-	-		5	5	0	4.90	44	90.0	89	49
Starter	0	1	0	21.60	1	3.1	9	8		4	8	0	8.02	20	79.2	104	71
Reliever	0	0	0	9.00	2	3.0	6	3		4	6	0	4.76	86	104.0	110	55
April	-	-	-	-	-	-	-	-		2	2	0	8.62	15	31.1	41	30
May	0	1	0	15.63	3	6.1	15	11		0	2	0	7.76	19	31.1	43	27
June	-	-	-	-	-	-	-	-		1	5	0	6.15	23	26.1	33	18
July	-	-	-	-	-	-	-	-		1	1	0	5.40	18	21.2	26	13
August	-	-	-	-	-	-	-	-		2	1	0	4.50	13	32.0	30	16
Sept./Oct.	-	-	-	-	-	-	-	-		2	3	0	4.83	18	41.0	41	22

SODOWSKY'S BESTS

	Season	Game
W	3—1998	Low-Hit —
ERA	3.63—1997	SO 6—twice, last: vs. Pit., 8-25-98
SV	0	
IP	77.2—1998	
SO	51—1997	
Win Streak	2—1995	

Umpire Interview Policy

American League umpires shall cooperate with the news media concerning controversial plays, protested games and unusual incidents, ejections, etc. Any unusual play should be explained to the press box, usually between innings. Umpires are available for post game interviews relative to unusual or controversial happenings. The senior umpire is in charge of such interviews and will act as a spokesman for the "crew."

44**PAUL SORRENTO****1ST BASEMAN****(NON-ROSTER PLAYER)****Ht.:** 6-2; **Wt.:** 210**Bats:** Left; **Throws:** Right**Opening Day Age:** 35**Born:** 11-17-65 in Sommerville, MA**Resides:** Issaquah, WA**Acquired:** Signed as a free agent,
1-26-00**Contract Status:** Signed thru 2000**M.L. Service:** 8 years, 146 days**1999**

- ◆ Paul spent his 2nd season with the Tampa Bay Devil Rays, logging 294 at-bats, 11 home runs and 42 RBI, his lowest totals since becoming a Major League regular in 1992 with Cleveland.
- ◆ led the Devil Rays in pinch-hit at-bats, going 1-for-10.
- ◆ spent from April 8-23 on the Disabled List with a strained right hamstring he suffered while on the basepaths...it was his 1st-ever stint on the D.L.
- ◆ enjoyed a season-high 10-game hitting streak from May 1-14, going 15-for-35, .429, with 5 doubles and 8 RBI.
- ◆ belted a 491-foot home run on May 19 at Texas off Mark Clark, the longest home run in Devil Rays history and the longest ever at the Ballpark in Arlington.
- ◆ his 1st inning 2-run triple on August 15 at Kansas City was his 1st 3-base hit since September 21, 1996 vs. Oakland with Seattle.
- ◆ was batting .258 on August 16, but slumped down the stretch, going 2 for his last 20 to finish at .235.

Career Notes

- ◆ Paul owns a .257 career average with 166 home runs and 565 RBI in 1093 career big league contests.
- ◆ has belted 9 grand slams and 9 pinch-hit home runs.
- ◆ reached the playoffs with Minnesota (1991), Cleveland (1995) and Seattle (1997).
- ◆ was the 1st player in Major League history to have more RBI (79) than hits (76) in 1 season, 1995 (minimum 50 RBI).

1998

- ◆ ranked 2nd on the Rays with 17 home runs but hit just .225, his lowest mark in a full Major League season.
- ◆ established a club record and matched a career-high with 6 RBI on May 3 at Cleveland, including the 1st grand slam in Devil Rays history off Charles Nagy...was 4-for-5 that day.
- ◆ tied for the American League lead with 2 pinch-hit home runs, including a grand slam at Philadelphia on June 27 off Curt Schilling.
- ◆ ranked 8th in the A.L. with 133 strikeouts.

1997

- ◆ belted a career-high 31 home runs to help Seattle set a Major League record for most home runs in a season with 264...was 3rd on the club in homers behind Ken Griffey, Jr. (56) and Jay Buhner (40).
- ◆ hit only 3 home runs in his first 127 at-bats, then belted 28 round trippers in 329 at-bats after May 18.
- ◆ all 119 of his starts came at 1st base where he fielded at a .996 percentage, 2nd to only Kansas City's Jeff King.

PAUL SORRENTO

- ◆ in a 17-day span from June 15-July 2, he homered against all 5 of California's Major League teams...homered against 16 of the Mariners' 17 opponents.
- ◆ had the first 5-hit day of his career on April 15 at Cleveland.
- ◆ homered in 4 straight games from June 25-30 and homered in 6 of 7 starts from June 25-July 4.
- ◆ tied his career high with 6 RBI at Milwaukee on August 2.
- ◆ homered in Game 3 of the ALDS at Baltimore.
- ◆ signed by Tampa Bay as a free agent on December 8.

1996

- ◆ signed by the Seattle Mariners as a free agent on January 3.
- ◆ established career-highs in at-bats (471), average (.289), hits (136), doubles (32), extra base hits (56) and RBI (93).
- ◆ batted .361 in both May and June...was hitting .320 with 15 homers and 54 RBI at the All-Star break.
- ◆ hit 3 grand slams tying a Seattle club record...connected on April 6 off Milwaukee's Steve Sparks, July 4 at Texas off Dennis Cook and August 22 at Baltimore off Rocky Coppinger.
- ◆ hit career home run #100 on July 13 off California's Shawn Boskie, a ball that landed in the Kingdome's 3rd deck.
- ◆ had a pair of 6-RBI games: April 6 vs. Milwaukee and August 18 at New York.

1995

- ◆ became the 1st player in Major League history to have a season with more RBI than hits (min. 50 RBI), driving in 79 runs on 76 hits.
- ◆ hit the 1st grand slam ever in Jacobs Field May 9 off Doug Linton.
- ◆ missed 9 games from August 30-Sept. 7 with a strained right hamstring and 5 more with a strain in his left rib cage from Sept. 16-20.

1994

- ◆ hit the 1st home run to land in the right field mezzanine at Jacobs Field on May 17, a game-winning blast off Oakland's Miguel Jimenez.
- ◆ fashioned a career-high 12-game hitting streak from May 18-June 3, going 17-for-36, .472.

1993

- ◆ went hitless on Opening Day, then strung together a 10-game hitting streak from April 8-18 in which he hit 4 homers and drove in 11.
- ◆ had a 2-home run game on May 24 off the Rangers' Kevin Brown.

1992

- ◆ acquired by the Cleveland Indians on March 28 from Minnesota in exchange for pitchers Curtis Leskanic and Oscar Munoz.
- ◆ hit .367 (22-for-60) in June and again in July (22-for-79), still the best months of his career.
- ◆ collected the 1st hit at Baltimore's Camden Yards, a single off Rick Sutcliffe on April 6) and the 1st home run (off Bob Milacki on April 8).
- ◆ had the first 2-home run game of his career on May 17 off Kevin Tapani...also accomplished the feat 10 days later off Dave Stewart.

1991

- ◆ had 2 stints with the Twins and hit a pair of pinch-hit homers: July 11 off Boston's Jeff Gray and Sept. 1 off Baltimore's Mark Williamson.

1990

- ◆ recalled by the Twins on June 22...belted his 1st Major League home run off Kansas City's Storm Davis in the Metrodome June 24.
- ◆ hit the Twins only pinch-hit home run of the season on September 13 to beat Oakland.

1989

- ◆ walked as a pinch-hitter in his big league debut at KC on Sept. 8.
- ◆ singled on Sept. 12 off Toronto's Todd Stottlemyre for his 1st hit.

PAUL SORRENTO

Minor League Notes

- ◆ Paul was selected by the California Angels in the 4th round of the 1986 June Free Agent Draft.
- ◆ led the Angels' Class A team at Palm Springs in games, hits, triples, RBI and walks in 1988.
- ◆ traded to the Twins in a 5-player swap on November 3, 1988.
- ◆ won the Sherry Robertson Award as the Twins top minor league player in 1989...his 27 homers were 2nd in the Southern League and in all of the minors...led the S.L. in doubles and RBI...named to the Topps and Baseball America's all-Class AA team.
- ◆ was hitting .319 at Triple-A Portland in 1990 when he got the call to the big leagues...tabbed to play in the Pacific Coast League All-Star Game, but couldn't play due to the promotion.
- ◆ his .308 average at Triple-A Portland was the 2nd best mark in the Twins system...named the Pacific Coast League Player of the Week for June 16-23 after hitting .524 (11-for-21).

Miscellaneous Notes

- ◆ **Paul Anthony Sorrento** is married...he and his wife, Melissa, have 1 son, Ashton (7-19-97) and 1 daughter, Arabella (7-30-99).
- ◆ graduated from St. John's Prep School in Danvers, MA...attended Florida State University...helped the 'Noles to a runner-up finish in the '86 College World Series, earning 2nd team all-America honors.

YEAR	CLUB	AVG.	G	AB	R	H	2B	3B	HR	RBI	BB	SO	SB
1986	Quad Cities	.356	53	177	33	63	11	2	6	34	24	40	0
	Palm Springs	.242	16	62	5	15	3	0	1	7	4	15	0
1987	Palm Springs	.224	114	370	66	83	14	2	8	45	78	95	1
1988	Palm Springs	.286	133	465	91	133	30	6	14	99	110	101	3
1989	Orlando	.255	140	509	81	130	*35	2	27	*112	84	119	1
	Minnesota	.238	14	21	2	5	0	0	0	1	5	4	0
1990	Portland	.302	102	354	59	107	27	1	19	72	64	95	3
	Minnesota	.207	41	121	11	25	4	1	5	13	12	31	1
1991	Portland	.308	113	409	59	126	30	2	13	79	62	65	1
	Minnesota	.255	26	47	6	12	2	0	4	13	4	11	0
1992	Cleveland	.269	140	458	52	123	24	1	18	60	51	89	0
1993	Cleveland	.257	148	463	75	119	26	1	18	65	58	121	3
1994	Cleveland	.280	95	322	43	90	14	0	14	62	34	68	0
1995	Cleveland	.235	104	323	50	76	14	0	25	79	51	71	1
1996	Seattle	.289	143	471	67	136	32	1	23	93	57	103	0
1997	Seattle	.269	146	457	68	123	19	0	31	80	51	112	0
1998	Tampa Bay	.225	137	435	40	98	27	0	17	57	54	133	2
1999	Tampa Bay	.235	99	294	40	69	14	1	11	42	49	101	1
M.L. Totals		.257	1093	3412	454	876	176	5	166	565	426	644	8

*-Led League

DIVISION SERIES RECORD

YEAR	CLUB, OPP.	AVG.	G	AB	R	H	2B	3B	HR	RBI	BB	SO	SB
1995	Cle. vs. Bos.	.300	3	10	2	3	0	0	0	1	2	3	0
1997	Sea. vs. Bal.	.300	4	10	2	3	1	0	1	1	2	3	0
ALDS Totals		.300	7	20	4	6	1	0	1	2	4	6	0

LEAGUE CHAMPIONSHIP RECORD

YEAR	CLUB, OPP.	AVG.	G	AB	R	H	2B	3B	HR	RBI	BB	SO	SB
1991	Min. vs. Tor.	.000	1	1	0	0	0	0	0	0	0	1	0
1995	Cle. vs. Sea.	.154	4	13	2	2	1	0	0	0	2	3	0
ALCS Totals		.143	5	14	2	2	1	0	0	0	2	4	0

WORLD SERIES RECORD

YEAR	CLUB, OPP.	AVG.	G	AB	R	H	2B	3B	HR	RBI	BB	SO	SB
1991	Min. vs. Atl.	.000	3	2	0	0	0	0	0	0	1	2	0
1995	Cle. vs. Atl.	.182	6	11	0	2	1	0	0	0	0	4	0
WS Totals		.154	9	13	0	2	1	0	0	0	1	6	0

- 1986 Selected by the California Angels in the 4th round of the June Free Agent Draft.
- 1988 Obtained by the Minnesota Twins with P Mike Cook and P Rob Wassenaar from California in exchange for P Bert Blyleven and P Kevin Trudeau, November 3.
- 1992 Obtained by the Cleveland Indians from Minnesota in exchange for P Curtis Leskanic and P Oscar Munoz, March 28.
- 1996 Signed by the Seattle Mariners as a free agent, January 3.
- 1997 Signed by the Tampa Bay Devil Rays as a free agent, December 8.
- 2000 Signed by the Royals as a free agent, January 26.

PAUL SORRENTO

CAREER FIELDING

POSITION	PCT.	G	PO	A	E	TC	DP
1st Base	.994	806	6131	495	42	6668	646
Outfield	.968	78	120	2	4	126	1

1999 AND CAREER BREAKDOWN

Season	1999					CAREER					HR by
	AVG.	AB	H	HR	RBI	AVG.	AB	H	HR	RBI	CITY
Season	.235	294	69	11	42	.257	3412	876	166	565	
Anaheim	.200	20	4	0	1	.253	174	44	11	30	7
Baltimore	.217	23	5	1	3	.215	261	56	8	38	4
Boston	.333	15	5	2	5	.247	255	63	12	43	4
Chicago	.167	12	2	0	1	.249	245	61	13	38	6
Cleveland	.300	30	9	2	8	.314	140	44	7	29	43
Detroit	.174	23	4	0	2	.263	285	75	10	51	3
Kansas City	.464	28	13	2	11	.279	258	72	17	45	5
Minnesota	.278	18	5	0	0	.277	260	72	9	40	6
New York	.000	6	0	0	0	.263	186	49	8	23	4
Oakland	.167	18	3	0	2	.257	276	71	12	39	6
Seattle	.138	29	4	1	2	.206	141	29	4	20	34
Tampa Bay	-	-	-	-	-	-	-	-	-	-	16
Texas	.182	22	4	1	1	.272	287	78	20	62	12
Toronto	.200	10	2	0	0	.256	285	73	21	52	10
Arizona	-	-	-	-	-	-	-	-	-	-	-
Atlanta	.000	2	0	0	0	.200	10	2	0	1	0
Chicago	-	-	-	-	-	-	-	-	-	-	-
Cincinnati	-	-	-	-	-	-	-	-	-	-	-
Colorado	-	-	-	-	-	.462	13	6	1	4	1
Florida	.286	14	4	1	3	.259	27	7	3	8	1
Houston	-	-	-	-	-	-	-	-	-	-	-
Los Angeles	-	-	-	-	-	.273	11	3	2	4	0
Milwaukee	-	-	-	-	-	.245	233	57	4	27	2
Montreal	.000	3	0	0	0	.167	12	2	0	0	0
New York	.273	11	3	1	3	.235	17	4	1	3	0
Philadelphia	.200	10	2	0	0	.286	14	4	1	4	1
Pittsburgh	-	-	-	-	-	-	-	-	-	-	-
St. Louis	-	-	-	-	-	-	-	-	-	-	-
San Diego	-	-	-	-	-	.300	10	3	1	2	1
San Francisco	-	-	-	-	-	.083	12	1	1	2	0
Home	.224	152	34	6	22	.272	1692	460	90	283	
Road	.246	142	35	5	20	.242	1720	416	76	282	
Before ASG	.248	149	37	6	22	.266	1857	494	95	317	
After ASG	.221	145	32	5	20	.246	1555	382	71	248	
vs. LHP	.289	38	11	2	5	.217	470	102	17	77	
vs. RHP	.227	256	58	9	37	.263	2942	774	149	488	
Pinch Hitter	.100	10	1	0	0	.202	99	20	8	25	
Desig. Hitter	.143	28	4	1	2	.213	441	94	15	47	
April	.118	17	2	0	1	.243	502	122	20	82	
May	.283	78	22	3	12	.286	574	164	40	104	
June	.179	28	5	1	2	.271	561	152	26	90	
July	.237	59	14	3	11	.244	647	158	30	107	
August	.253	79	20	4	15	.252	596	150	31	110	
Sept./Oct.	.182	33	6	0	1	.244	532	130	19	72	

SORRENTO'S BESTS

	Season		Game
AVG.	.289--1996	H	5--at Cle., 4-15-97
H	136--1996	HR	2--10 times, last: at NY., 8-18-96
HR	31--1997		
RBI	93--1996	RBI	6--4 times, last: at Cle., 5-3-98
SB	3--1992 & 1998		
Hit Streak	12--1994	SB	1--8 times, last: at Sea., 8-2-99

Sorrento's 9 Career Grand Slams

Date	Opponent	Pitcher
6-25-93	vs Kansas City	Tom Gordon
5-09-95	vs Kansas City	Doug Linton
8-02-95	vs Minnesota	Eddie Guardado
4-06-96	vs Milwaukee	Steve Sparks
7-04-96	at Texas	Dennis Cook
8-22-96	at Baltimore	Rocky Coppinger
8-02-97	at Milwaukee	Mike Miscuraca
6-27-98	at Philadelphia	Curt Schilling
5-03-98	at Cleveland	Charles Nagy

48**JERRY SPRADLIN**
RIGHT-HANDED PITCHER**Ht.:** 6-7; **Wt.:** 260**Bats:** Right; **Throws:** Right**Opening Day Age:** 32**Born:** 6-14-67 in Fullerton, CA**Resides:** El Segundo, CA**Acquired:** Obtained from San Francisco Giants in exchange for a player to be named later (RHP Ken Ray), 12-13-99**Contract Status:** Signed thru 2000 with a club option for 2001**M.L. Service:** 4 years, 21 days**1999**

- ◆ Jerry began the season with the Cleveland Indians but was traded to the San Francisco Giants after just 4 appearances with the Tribe.
- ◆ went to the Giants on April 22 in exchange for OF Dan McKinley and a player to be named later (LHP Josh Santos).
- ◆ went 3-1 with a 4.19 ERA in 59 outings for the Giants...won each of his last 3 decisions.
- ◆ twice worked a season-high 3.0 innings: May 14 at Houston and June 4 vs. Oakland.
- ◆ struck out 4 batters in the 7th inning on July 22 vs. San Diego (Ed Giovanola reached 1st via a wild pitch on a 3rd strike), becoming the only San Francisco pitcher ever to accomplish the feat.
- ◆ retired just 32 of 59 1st-batters faced (54 percent) with the Giants, but stranded an impressive 38 of 49 inherited runners (78 percent).

Career Notes

- ◆ Jerry has appeared in 208 games over the past 3 seasons, including a career-high 76 contests with Philadelphia in 1997.
- ◆ has seen Major League action with Cincinnati (1993-94, '96), Philadelphia (1997-98), Cleveland (1999) and San Francisco (1999).

1998

- ◆ reached career highs in nearly every category except games...fanned a career high 76 and tied his high in innings pitched (81.2).
- ◆ logged a team-high 31.2 walkless innings streak from April 24-July 1, covering 28 outings.
- ◆ earned his only save of the season on May 25 at Montreal.
- ◆ recorded his 1st big league hit in his only at-bat of the season, August 20 vs. Arizona in the 2nd game of a twinbill off Clint Sodowsky.
- ◆ fanned a career-high 7 batters on September 5 at Milwaukee in 3.0 innings of work...his previous strikeout high was 3.
- ◆ held big league hitters to a .216 average (63-for-291).
- ◆ obtained by the Cleveland Indians from the Phillies on November 13 in exchange for RHP Chad Ogea.

1997

- ◆ 1st full season in the majors came with the Phillies...tied for 5th in the National League with a career-high 76 games, the most by a Phillies right-hander since Kent Tekulve's NL-leading 90 in 1987.
- ◆ earned his 1st win as a Phillie on May 13 vs. St. Louis...it was his 1st big league win since August 7, 1993 at Los Angeles while pitching for the Reds.
- ◆ earned the save September 19 at Chicago, his 1st save since July 20, 1993 vs. the Cubs with Cincinnati.

JERRY SPRADLIN

1996

- ◆ recalled by Cincinnati in September...made his lone Major League appearance on September 18 at Pittsburgh, facing 1 batter.
- ◆ signed by the Phillies as a minor league free agent, December 9.

1994

- ◆ began the season at Indianapolis...recalled by the Reds on May 5...made 2 appearances before being sent back on May 20.
- ◆ recalled by the Reds for the 2nd time on May 23 and was optioned back to Triple-A just 6 days later.
- ◆ claimed off outright waivers by Florida on August 4 and was assigned to Triple-A Edmonton.

1993

- ◆ began the season at Indianapolis...recalled by the Reds on June 29...optioned back to Indy on July 1 and recalled again the next day.
- ◆ made Major League debut in the 1st game of the July 2 twinbill vs. Pittsburgh, tossing 2.0 scoreless innings in relief.
- ◆ earned 1st Major League save on July 4 with 3.0 innings of relief vs. the Pirates...1st win came on August 3 vs. Colorado.

Minor League Notes

- ◆ Jerry was selected by the Cincinnati Reds in the 19th round of the 1988 June Free Agent Draft...signed by Ed Roebuck.
- ◆ was 7-2 with a 2.76 ERA in 42 games for Greensboro in 1989...combined with 2 other hurlers to no-hit Gastonia on April 14.
- ◆ began the 1990 season with Cedar Rapids...promoted to Charleston where he tied for 5th in the South Atlantic League with 17 saves.
- ◆ advanced to the Double-A level for the 1st time in 1991...led Chattanooga with 48 games pitched.
- ◆ set a Southern League record with 34 saves for Chattanooga in 1992...was the league's Rolands' Relief Man Award winner with 102 points and finished 5th in the Rolands' standings among all minor league pitchers...selected to the Topps/National Association All-Star team...named co-MVP of the league and selected to the Southern League's post-season All-Star team.
- ◆ spent the 1995 season with the Marlins' Triple-A team in Charlotte.
- ◆ signed with the Reds as a 6-year minor league free agent on February 11, 1996...did not allow an earned run from June 17-August 23, a stretch of 29.2 innings with Indianapolis.

Miscellaneous Notes

- ◆ **Jerry Carl Spradlin** is married...wife, Paulette, sang the National Anthem prior to the final night game at Candlestick Park on September 29, 1999 vs. Los Angeles.
- ◆ is a 1985 graduate of Katella High in Anaheim, CA...did not play baseball in high school but did play American Legion and Babe Ruth.
- ◆ attended Fullerton (CA) J.C. where he played baseball for 1 year.

M.L. BATTING TOTALS

	AVG.	AB	H	HR	RBI
M.L. Totals	.200	5	1	0	0

CAREER FIELDING

POSITION	PCT.	G	PO	A	E	TC	DP
Pitcher	.951	252	22	17	2	41	2

SPRADLIN'S BESTS

	Season	Game
W	4—1997 & 1998	Low-Hit —
ERA	3.49—1993	SO 7—at Mil., 9-5-98
SV	2—1993	
IP	81.2—1997 & 1998	
SO	76—1998	
Win Streak	3—1999	

JERRY SPRADLIN

YEAR	CLUB	W-L	ERA	G	GSC	CG	SHO	SV	IP	H	R	ER	BB	SO
1988	Billings	4-1	3.21	17	5	0	0	0	47.2	45	25	17	14	23
1989	Greensboro	7-2	2.76	42	1	0	0	2	94.2	88	35	29	23	56
1990	Cedar Rapids	0-1	3.00	5	0	0	0	0	12.0	13	8	4	5	6
	Charleston	3-4	2.54	43	1	1	0	17	74.1	74	23	21	17	39
1991	Chattanooga	7-3	3.09	48	1	0	0	4	96.0	95	38	33	32	73
1992	Cedar Rapids	1-0	7.71	1	0	0	0	0	2.1	5	2	2	0	4
	Chattanooga	3-3	1.38	59	0	0	0	*34	65.1	52	11	10	13	35
1993	Indianapolis	3-2	3.49	34	0	0	0	1	56.2	58	24	22	12	48
	Cincinnati	2-1	3.49	37	0	0	0	2	49.0	44	20	19	9	24
1994	Indianapolis	3-3	3.68	28	5	0	0	3	73.1	87	36	30	16	49
	Cincinnati	0-0	10.13	6	0	0	0	0	8.0	12	11	9	2	4
	Edmonton	1-0	2.53	6	0	0	0	1	10.2	12	3	3	4	3
1995	Charlotte	3-3	3.03	41	0	0	0	1	59.1	59	26	20	15	38
1996	Indianapolis	6-8	3.33	49	8	0	0	15	100.0	94	49	37	23	79
	Cincinnati	0-0	0.00	1	0	0	0	0	0.1	0	0	0	0	0
1997	Philadelphia	4-8	4.74	76	0	0	0	1	81.2	86	45	43	27	67
1998	Philadelphia	4-4	3.53	69	0	0	0	1	81.2	63	34	32	20	76
1999	Cleveland	0-0	18.00	4	0	0	0	0	3.0	6	6	6	3	2
	San Francisco	3-1	4.19	59	0	0	0	0	58.0	59	31	27	29	52
A.L. Totals		0-0	18.00	4	0	0	0	0	3.0	6	6	6	3	2
N.L. Totals		13-14	4.20	248	0	0	0	4	278.2	264	141	130	87	223
M.L. Totals		13-14	4.35	252	0	0	0	4	281.2	270	147	136	90	225

1988 Selected by the Cincinnati Reds in the 19th round of the June Free Agent Draft.

1994 Claimed by the Florida Marlins off waivers, August 4.

1996 Signed by the Cincinnati Reds as a minor league free agent, February 11.

1996 Signed by the Philadelphia Phillies as a minor league free agent, December 9.

1998 Obtained by the Cleveland Indians from the Phils in exchange for RHP Chad Ogea, Nov. 13.

1999 Obtained by the San Francisco Giants from the Indians in exchange for OF Dan McKinley and a player to be named later (LHP Josh Santos), April 22.

1999 Obtained by the Royals from the Giants in exchange for a player to be named later (RHP Ken Ray), December 13.

1999 AND CAREER BREAKDOWN

Season	1999								CAREER							
	W	L	S	ERA	G	IP	H	ER	W	L	S	ERA	G	IP	H	ER
Season	3	1	0	4.87	63	61.0	65	33	13	14	4	4.35	252	281.2	270	136
Anaheim	0	0	0	0.00	2	1.0	1	0	0	0	0	0.00	2	1.0	1	0
Baltimore	-	-	-	-	-	-	-	-	0	1	0	11.81	3	5.1	6	7
Boston	-	-	-	-	-	-	-	-	0	0	0	0.00	4	3.2	1	0
Chicago	-	-	-	-	-	-	-	-	-	-	-	-	-	-	-	-
Cleveland	-	-	-	-	-	-	-	-	-	-	-	-	-	-	-	-
Detroit	-	-	-	-	-	-	-	-	0	0	0	0.00	1	0.1	0	0
Kansas City	-	-	-	-	-	-	-	-	-	-	-	-	-	-	-	-
Minnesota	0	0	0	32.40	2	1.2	5	6	0	0	0	32.40	2	1.2	5	6
New York	-	-	-	-	-	-	-	-	1	1	0	2.45	4	3.2	4	1
Oakland	1	0	0	0.00	2	3.1	2	0	1	0	0	0.00	2	3.1	2	0
Seattle	0	0	0	0.00	2	1.1	1	0	0	0	0	0.00	2	1.1	1	0
Tampa Bay	-	-	-	-	-	-	-	-	0	0	0	0.00	1	1.0	0	0
Texas	0	0	0	0.00	2	4.0	3	0	0	0	0	0.00	2	4.0	3	0
Toronto	-	-	-	-	-	-	-	-	0	0	0	0.00	3	2.2	1	0
Arizona	0	0	0	5.14	6	7.0	11	4	0	0	0	5.91	8	10.2	14	7
Atlanta	0	0	0	12.27	4	3.2	5	5	1	1	0	4.56	19	23.2	22	12
Chicago	0	0	0	27.00	3	1.0	2	3	1	1	2	6.43	14	14.0	15	10
Cincinnati	1	0	0	0.00	2	1.1	1	0	3	0	0	6.75	10	8.0	9	6
Colorado	0	0	0	9.00	1	2.0	4	2	1	0	0	3.12	15	17.1	16	6
Florida	0	0	0	0.00	3	2.0	2	0	1	1	0	3.72	17	19.1	16	8
Houston	0	0	0	4.91	2	3.2	4	2	1	0	0	2.63	17	24.0	16	7
Los Angeles	0	0	0	3.86	5	4.2	4	2	1	0	0	3.86	15	16.1	16	7
Milwaukee	0	0	0	0.00	5	4.2	3	0	0	0	0	0.00	6	7.2	5	0
Montreal	0	0	0	0.00	3	4.1	0	0	0	2	1	2.38	18	22.2	16	6
New York	0	0	0	11.57	5	4.2	8	6	0	1	0	7.97	22	20.1	24	18
Philadelphia	1	0	0	0.00	3	3.1	3	0	1	0	0	4.05	6	6.2	9	3
Pittsburgh	0	0	0	0.00	4	2.0	0	0	0	2	1	4.26	17	19.0	19	9
St. Louis	0	1	0	2.70	4	3.1	2	1	1	2	0	4.20	15	15.0	16	7
San Diego	0	0	0	9.00	3	2.0	4	2	0	0	0	1.84	14	14.2	13	3
San Fran.	-	-	-	-	-	-	-	-	0	2	0	8.16	13	14.1	20	13
Home	2	0	0	5.19	29	26.0	28	15	8	4	2	4.18	127	140.0	129	65
Road	1	1	0	4.63	34	35.0	37	18	5	10	2	4.51	125	141.2	141	71
Before ASG	2	1	0	5.58	32	30.2	30	19	6	9	2	4.93	123	133.1	120	73
After ASG	1	0	0	4.15	31	30.1	35	14	7	5	2	3.82	129	148.1	150	63
Starter	-	-	-	-	-	-	-	-	-	-	-	-	-	-	-	-
Reliever	3	1	0	4.87	63	61.0	65	33	13	14	4	4.35	252	281.2	270	136
March/April	0	0	0	10.80	5	5.0	6	6	2	2	0	5.29	32	32.1	23	19
May	0	1	0	5.93	14	13.2	16	9	1	2	1	5.36	43	45.1	50	27
June	2	0	0	2.16	10	8.1	5	2	3	3	0	3.29	36	38.1	28	14
July	1	0	0	1.59	9	11.1	7	2	1	4	2	4.45	43	54.2	54	27
August	0	0	0	8.18	12	11.0	18	10	3	1	0	4.62	53	62.1	60	32
Sept./Oct.	0	0	0	3.08	13	11.2	14	4	3	2	1	3.14	45	48.2	55	17

34**BLAKE STEIN**
RIGHT-HANDED PITCHER

Ht.: 6-7; **Wt.:** 240
Bats: Right; **Throws:** Right
Opening Day Age: 26
Born: 8-3-73 at McComb, MS
Resides: Daphne, AL
Acquired: Obtained from the Oakland A's with Brad Rigby and Jeff D'Amico in exchange for Kevin Appier, 7-31-99
Contract Status: Signed thru 2000
M.L. Service: 1 year, 48 days

**1999**

- ◆ Blake joined the Royals on July 31 from the Oakland Athletics as part of a 4-player swap that sent Kevin Appier to the West Coast.
- ◆ began the season with the A's Triple-A affiliate in Edmonton...posted a 4-2 record and a 4.10 ERA in 19 starts in the Pacific Coast League.
- ◆ recalled to the big league roster and made his only appearance with Oakland in a start at Kansas City on July 25...did not figure in the decision despite allowing 5 runs on 6 hits and 6 walks in the 13-11 Royals win.
- ◆ his next appearance came in relief for Kansas City at Texas on August 1...was tagged for 3 runs on 3 hits in 3.0 innings of relief, his only big league bullpen stint of the year.
- ◆ moved into the Royals starting rotation on August 8 and flourished in that role...finished his 1st stint with the Royals with a 1-2 record and a 4.09 ERA in 12 games, including 11 starts...had a 3.88 ERA in his 11 starts for Kansas City.
- ◆ the Royals were 5-6 in his 11 starts despite 7 quality performances...they supported him with 45 runs, or an average of 4.1 runs per game.
- ◆ made 7 quality starts in his first 8 starts with the Royals, but garnered just a 1-1 record despite a 2.34 ERA.
- ◆ allowed just 1 earned run over 15.0 innings in back-to-back starts vs. Tampa Bay on August 13 and at New York on August 19, but did not figure in the decision in either contest.
- ◆ fanned a season-high 7 batters in a 7.0-inning, 3-hit performance vs. Tampa Bay on August 13.
- ◆ lone win came at Texas when he did not allow an earned run on 7 hits over 7.0 frames in a 7-3 victory.
- ◆ tossed 8.0 shutout innings of 6-hit ball vs. Anaheim on September 15, but had a no-decision as the Angels won by a 1-0 score.
- ◆ allowed just 15 earned runs in his first 57.2 innings with the Royals, but gave up 17 earned runs in his final 3 starts covering 12.2 frames, as his ERA jumped from 2.34 to 4.09.
- ◆ limited opponents to a .230 average while donning a Royals uniform...left-handers hit him at a .250 clip (32-for-128), while right-handed batters logged a .209 mark (27-for-129).

Career Notes

- ◆ Blake owns a 6-11 record with a 5.67 ERA in 37 career big league appearances.

1998

- ◆ saw time at the major league level for the 1st time in his career, and went 5-9 with a 6.37 ERA in 24 games (20 starts).

BLAKE STEIN

- ◆ made his major league debut on May 10 against Chicago and struck out the side in the 1st inning...fanned 8 over 7.0 innings, but took the loss after allowing 4 unearned runs in a 4-3 A's loss.
- ◆ earned 1st win on May 16 at Chicago, allowing 2 runs in 7 innings.
- ◆ fanned a career-high 10 batters in a June 8 win at Los Angeles.
- ◆ tossed his 1st complete game and shutout on August 19 against Chicago, allowing just 2 hits.

Minor League Notes

- ◆ Blake was selected by the St. Louis Cardinals in the 6th round of the 1994 June Free Agent Draft...signed by Roger Smith.
- ◆ began his professional career with Johnson City of the Rookie Appalachian League in 1994...struck out 69 batters in 59.2 frames.
- ◆ went 10-6 with a 3.80 ERA in 27 starts with Class-A Peoria in '95.
- ◆ led the Florida State League in wins, ERA and strikeouts with St. Petersburg in 1996...held opposing batters to a .203 average and owned 3rd-best ERA among all minor leaguers.
- ◆ appeared at Double-A Huntsville in '97 after being traded to the A's along with pitchers T.J. Mathews and Eric Ludwick in exchange for Mark McGwire.

Miscellaneous Notes

- ◆ **William Blake Stein** is married to Ellen...graduated from Covington (LA) High School in 1991 where he played baseball and basketball...tossed a perfect game in his 1st varsity start...was 2nd-team All-America at Spring Hill College.

YEAR	CLUB	W-L	ERA	G	GS	CG	SHO	SV	IP	H	R	ER	BB	SO
1994	Johnson City	4-1	2.87	13	13	1	0	0	59.2	44	21	19	24	69
1995	Peoria	10-6	3.80	27	+27	1	0	0	139.2	122	69	59	61	133
1996	St. Petersburg	+16-5	2.15	28	27	2	1	1	172.0	122	48	41	54	*159
1997	Arkansas	8-7	4.24	22	22	1	0	0	133.2	128	67	63	49	114
	Huntsville	3-2	5.71	7	7	0	0	0	34.2	36	24	22	20	25
1998	Edmonton	3-1	3.47	5	4	0	0	0	23.1	22	13	9	11	31
	Oakland	5-9	6.37	24	20	1	1	1	117.1	117	92	83	71	89
1999	Edmonton	4-2	4.10	19	19	0	0	0	109.2	94	54	50	43	111
	Oakland	0-0	16.88	1	1	0	0	0	2.2	6	5	5	6	4
	KANSAS CITY	1-2	4.09	12	11	0	0	0	70.1	59	33	32	41	43
M.L. Totals		6-11	5.67	37	32	1	1	0	190.1	182	130	120	118	136

*-Lad League +-Tied for League Lead

- 1994 Selected by St. Louis Cardinals in 6th round of the June Free Agent Draft...signed by Roger Smith.
- 1997 Obtained by Oakland A's with P T.J. Mathews and P Eric Ludwick from St. Louis in exchange for 1B Mark McGwire, July 31.
- 1999 Obtained by Royals with P Brad Rigby and P Jeff D'Amico from Oakland in exchange for P Kevin Appier, July 31.

M.L. BATTING TOTALS

	AVG.	AB	H	HR	RBI
M.L. Totals	.000	5	0	0	0

CAREER FIELDING

POSITION	PCT.	G	PO	A	E	TC	DP
Pitcher	.955	37	2	19	1	22	1

STEIN'S BESTS

	Season		Game
W	5—1998	Low Hit	2—8-19-98 vs. Chi.
ERA	4.56—1999	SO	10—vs. L.A., 6-8-98
SV	0		
IP	117.1—1998		
SO	89—1998		
Win Streak	2—1998		

BLAKE STEIN

1999 AND CAREER BREAKDOWN

Season	1999									CAREER								
	W	L	S	ERA	G	IP	H	ER		W	L	S	ERA	G	IP	H	ER	
	1	2	0	4.56	13	73.0	65	37		6	11	0	5.67	37	190.1	182	120	
Anaheim	0	0	0	0.00	1	8.0	6	0		0	1	0	4.58	3	17.2	17	9	
Baltimore	0	0	0	2.70	1	6.2	5	2		0	0	0	4.91	2	11.0	12	6	
Boston	-	-	-	-	-	-	-	-		0	0	0	5.40	1	5.0	5	3	
Chicago	-	-	-	-	-	-	-	-		2	1	0	0.78	3	23.0	12	2	
Cleveland	-	-	-	-	-	-	-	-		0	1	0	16.50	2	6.0	9	11	
Detroit	0	1	0	11.42	2	8.2	14	11		0	2	0	12.08	3	12.2	20	17	
Kansas City	0	0	0	16.88	1	2.2	6	5		1	1	0	6.88	4	17.0	22	13	
Minnesota	0	1	0	5.73	2	11.0	8	7		0	1	0	5.73	2	11.0	8	7	
New York	0	0	0	1.13	1	8.0	3	1		0	0	0	1.13	1	8.0	3	1	
Oakland	-	-	-	-	-	-	-	-		-	-	-	-	-	-	-	-	
Seattle	0	0	0	13.50	1	4.0	5	6		1	1	0	9.82	4	14.2	15	16	
Tampa Bay	0	0	0	0.00	1	7.0	3	0		0	1	0	3.46	3	13.0	10	5	
Texas	1	0	0	2.70	2	10.0	10	3		1	1	0	5.06	4	21.1	23	12	
Toronto	0	0	0	2.57	1	7.0	5	2		0	0	0	4.91	2	11.0	12	6	
Arizona	-	-	-	-	-	-	-	-		-	-	-	-	-	-	-	-	
Atlanta	-	-	-	-	-	-	-	-		-	-	-	-	-	-	-	-	
Chicago	-	-	-	-	-	-	-	-		-	-	-	-	-	-	-	-	
Cincinnati	-	-	-	-	-	-	-	-		-	-	-	-	-	-	-	-	
Colorado	-	-	-	-	-	-	-	-		-	-	-	-	-	-	-	-	
Florida	-	-	-	-	-	-	-	-		-	-	-	-	-	-	-	-	
Houston	-	-	-	-	-	-	-	-		-	-	-	-	-	-	-	-	
Los Angeles	-	-	-	-	-	-	-	-		1	0	0	3.24	1	8.1	5	3	
Milwaukee	-	-	-	-	-	-	-	-		-	-	-	-	-	-	-	-	
Montreal	-	-	-	-	-	-	-	-		-	-	-	-	-	-	-	-	
New York	-	-	-	-	-	-	-	-		-	-	-	-	-	-	-	-	
Philadelphia	-	-	-	-	-	-	-	-		-	-	-	-	-	-	-	-	
Pittsburgh	-	-	-	-	-	-	-	-		-	-	-	-	-	-	-	-	
St. Louis	-	-	-	-	-	-	-	-		-	-	-	-	-	-	-	-	
San Diego	-	-	-	-	-	-	-	-		0	1	0	11.81	1	5.1	6	7	
San Fran.	-	-	-	-	-	-	-	-		0	0	0	3.38	1	5.1	3	2	
Home	1	0	0	2.12	7	46.2	39	11		4	3	0	3.15	18	105.2	81	37	
Road	0	2	0	8.89	6	26.1	26	26		2	8	0	8.82	19	84.2	101	83	
Before ASG	-	-	-	-	-	-	-	-		3	5	0	6.52	10	58.0	58	42	
After ASG	1	2	0	4.56	13	73.0	65	37		3	6	0	5.30	27	132.1	124	78	
Starter	1	2	0	4.37	12	70.0	62	34		6	10	0	5.58	32	179.0	168	111	
Reliever	0	0	0	9.00	1	3.0	3	3		0	1	0	7.15	5	11.1	14	9	
April	-	-	-	-	-	-	-	-		-	-	-	-	-	-	-	-	
May	-	-	-	-	-	-	-	-		1	2	0	3.96	4	25.0	26	11	
June	-	-	-	-	-	-	-	-		2	2	0	7.81	5	27.2	26	24	
July	0	0	0	16.88	1	2.2	6	5		1	2	0	6.68	6	31.0	31	23	
August	0	1	0	3.28	6	35.2	22	13		1	3	0	5.23	12	63.2	51	37	
Sept./Oct.	1	1	0	4.93	6	34.2	37	19		1	2	0	5.23	10	43.0	48	25	

Suspended Game Rule

A game terminated for any of the following reasons will be a suspended game **IF** it has progressed far enough to be an official game (i.e. 4 1/2 or 5 innings):

- (1) A curfew imposed by law
- (2) A pre-arranged time limit
- (3) Darkness where local law prohibits turning on the lights or where lights are not available.

Light Failure: A game terminated by light failure or malfunction of a mechanical device under the control of the home club will be a suspended game **anytime after it starts.**

Inning in Progress (Added in '80): If weather forces the termination of a legal game while an inning is in progress, it will become a suspended game if either of the following conditions exists:

- (1) The **visiting team** has scored one or more runs to tie the game, and the **home team** has not scored.
- (2) The **visiting team** has scored one or more runs to take the lead and the **home team** has not tied the score or retaken the lead.

Note: If a legal game is **tied** when called because of weather and neither of the above situations prevails, it is a **tie game** and must be **replayed in its entirety.**

Procedures for Resumption of Play: Suspended games shall be resumed at the exact point of suspension immediately preceding the next single game between the 2 clubs on the **same ground.** If that is not possible, other provisions for resumption are specified in A.L. Regulation 5.2 (c).

37**JEFF SUPPAN**
RIGHT-HANDED PITCHER

Ht.: 6-2; **Wt.:** 210
Bats: Right; **Throws:** Right
Opening Day Age: 25
Born: 1-2-75 in Oklahoma City, OK
Resides: West Hills, CA
Acquired: Obtained from Arizona Diamondbacks in exchange for cash considerations, 9-3-98
Contract Status: Signed thru 2000
M.L. Service: 2 years, 164 days

**1999**

- ◆ Jeff turned in his finest big league campaign, logging a 10-12 record with a 4.53 ERA in 32 starts for the Royals.
- ◆ his 10 wins tied Jose Rosado for the high mark on the team and matched his big league win total entering the 1999 campaign.
- ◆ walked just 62 batters in 208.2 innings, or just 2.7 walks per 9 innings, the American League's 10th best ratio.
- ◆ tossed 4 complete games, tying for 7th in the league.
- ◆ led the team with 208.2 innings pitched and was 2nd with 103 strikeouts, both career highs.
- ◆ dropped each of his first 3 starts...posted his 1st victory in his 5th start of the season, a 15-5 win at Baltimore...it was the 1st of 3 consecutive wins over 5 starts.
- ◆ recorded 6 quality starts in his first 7 appearances and 10 in his first 12 starts while recording a 3.38 ERA, yet was just 3-4.
- ◆ was 4-4 with a 3.28 ERA and 12 quality starts after 15 outings through June 25...was 6-8 the rest of the way with a 5.65 ERA and 5 quality starts in his final 17 appearances.
- ◆ earned Royals Pitcher of the Month honors in June after going 1-0 with a 4.22 ERA in 5 starts.
- ◆ tossed his 1st big league shutout at Anaheim on August 3...scattered 5 hits and did not walk a batter in the complete game win.
- ◆ tossed back-to-back complete game wins at Anaheim on August 3 and vs. Boston on August 9...allowed just 2 earned runs in the 18.0 innings of work.
- ◆ earned Royals Pitcher of the Month honors in August after going 3-2 with a 4.14 ERA in 6 starts.
- ◆ went the distance in a 7-1 win against Anaheim on September 16 to improve his record to 10-9.
- ◆ lost each of his final 3 starts of the year to finish at 10-12.
- ◆ the Royals were 14-18 in his 32 starts...he was supported with 169 runs or an average of 5.3 runs per game...they scored 4 or fewer runs in 11 of his 12 setbacks...he made 17 quality starts.
- ◆ opposing batters hit him at a .274 clip...left-handers batted .259 (104-for-402) while right-handers logged a .289 mark (118-for-408).
- ◆ tossed a season-high 125 pitches over 7.0 innings in his final start of the season, vs. Detroit on October 2.
- ◆ induced 26 double plays, the 5th best mark in the league.

Career Notes

- ◆ Jeff owns a 20-25 career record with a 5.26 ERA in portions of 5 big league seasons with Boston, Arizona and the Royals.
- ◆ at 20 years, 6 months and 15 days, he was the youngest hurler to make a Boston debut since Mike Garman in 1969.

JEFF SUPPAN

1998

- ◆ opened the season with the expansion Arizona Diamondbacks.
- ◆ tossed his 1st career complete game, a 3-hit 6-1 win over Pittsburgh on May 15.
- ◆ optioned to the Triple-A Tucson on June 2...recalled by Arizona on June 26 and optioned back to Tucson on July 3...obtained by the Royals on September 3.
- ◆ tossed 2.2 scoreless innings in his Royals debut, Sept. 9 at Texas.
- ◆ 1st start with Kansas City came vs. the White Sox on September 25...tossed 6.0 shutout innings of 4-hit ball, fanning a season-high 6 batters, but did not figure in the decision in a 3-0 setback.

1997

- ◆ finished the season with a 7-3 mark and a 5.69 ERA in 23 games, 22 starts with the Boston Red Sox.
- ◆ recalled from Triple-A Pawtucket on May 24 and pitched that night at New York, working 6.2 innings in a no-decision.
- ◆ earned a 3-0 win against Oakland on July 24 with 7.2 scoreless innings...the victory gave him a 5-0 record after 14 starts.
- ◆ selected by the Arizona Diamondbacks with their 2nd pick in the 1st round of the Major League Baseball Expansion Draft.

1996

- ◆ made the big league club out of spring training.
- ◆ optioned to Triple-A Pawtucket on April 5...recalled on August 2 and started the next night vs. Minnesota, losing 6-0.
- ◆ worked 6.2 innings as he earned 1st win as a starter on August 9 in Milwaukee.
- ◆ made final appearance in relief vs. Seattle on August 24...placed on the Disabled List with a right elbow strain, ending his season.
- ◆ named the Red Sox Minor League Pitcher-of-the-Year...led the International League in strikeouts and complete games.

1995

- ◆ began the season at Double-A Trenton...held Eastern League hitters to a .205 average...contract was purchased by Boston July 16.
- ◆ made his debut July 17 vs. Kansas City, losing a 4-3 decision...surrendered a homer to the 1st batter he faced (Keith Lockhart).
- ◆ at 20 years, 6 months and 15 days, he became the youngest hurler to make a Boston debut since Mike Garman in 1969...also became the 1st Red Sox pitcher to vault from Double-A to the majors since Jeff Sellers in 1985.
- ◆ optioned to Triple-A Pawtucket on August 1...returned to Boston a month later and gained 1st big league win on September 17 in Cleveland in stint of 1.2 innings.

Minor League Notes

- ◆ Jeff was selected by Boston as their 2nd choice and the 49th overall pick of the 1993 June Free Agent Draft...signed by Joe Stephenson.
- ◆ began his professional career in 1993 with Ft. Myers, going 4-3 with a 2.18 ERA in 10 games.
- ◆ earned Pitcher-of-the-Week honors twice in 1994 for Class A Sarasota...won 13 of his last 15 decisions of the campaign.

Miscellaneous Notes

- ◆ **Jeffrey Scot Suppan** is single...graduated from Crespi High School in Encino, CA.

M.L. BATTING TOTALS

	AVG.	AB	H	HR	RBI
M.L. Totals	.241	29	7	0	2

CAREER FIELDING

POSITION	PCT.	G	PO	A	E	TC	DP
Pitcher	.957	88	31	57	4	92	4

JEFF SUPPAN

YEAR	CLUB	W-L	ERA	G	GS	CG	SHO	SV	IP	H	R	ER	BB	SO
1993	Fort Myers	4-3	2.18	10	9	2	1	0	57.2	52	20	14	16	64
1994	Sarasota	+13-7	3.26	27	27	4	2	0	174.0	153	74	63	50	*173
1995	Trenton	6-2	2.36	15	15	1	1	0	99.0	86	35	26	26	88
	Boston	1-2	5.96	8	3	0	0	0	22.2	29	15	15	5	19
	Pawtucket	2-3	5.32	7	7	0	0	0	45.2	50	29	27	9	32
1996	Boston	1-1	7.54	6	4	0	0	0	22.2	29	19	19	13	13
	Pawtucket	10-6	3.22	22	22	*7	1	0	145.1	130	66	52	25	*142
1997	Pawtucket	5-1	3.71	9	9	2	1	0	60.2	51	26	25	15	40
	Boston	7-3	5.69	23	22	0	0	0	112.1	140	75	71	36	67
1998	Arizona	1-7	6.68	13	13	1	0	0	66.0	82	55	49	21	39
	Tucson	4-3	3.63	13	12	0	0	0	67.0	75	29	27	17	62
	KANSAS CITY	0-0	0.71	4	1	0	0	0	12.2	9	1	1	1	12
1999	KANSAS CITY	10-12	4.53	32	32	4	1	0	208.2	222	113	105	62	103
A.L. Totals		19-18	5.01	75	62	4	1	0	379.0	429	223	211	117	214
N.L. Totals		1-7	6.68	13	13	1	0	0	66.0	82	55	49	21	39
M.L. Totals		20-25	5.26	88	75	5	1	0	445.0	511	278	260	138	253

*-Led league +Tied for league lead

1993 Selected by the Boston Red Sox in the 2nd round of June Free Agent Draft.

1997 Selected by Arizona with their 2nd pick in 1st round of MLB Expansion Draft.

1998 Obtained by Royals from Arizona in exchange for cash considerations, September 3.

1999 AND CAREER BREAKDOWN

Season	1999								CAREER							
	W	L	S	ERA	G	IP	H	ER	W	L	S	ERA	G	IP	H	ER
10	12	0	4.53	32	208.2	222	105		20	25	0	5.26	88	445.0	511	260
Anaheim	2	0	0	1.44	3	25.0	15	4	2	0	0	2.84	4	25.1	19	8
Baltimore	2	0	0	2.51	2	14.1	13	4	2	0	0	2.51	2	14.1	13	4
Boston	1	2	0	4.19	3	19.1	17	9	1	2	0	4.19	3	19.1	17	9
Chicago	0	0	0	6.92	2	13.0	19	10	0	0	0	4.62	7	37.0	47	19
Cleveland	1	1	0	4.15	2	13.0	12	6	3	1	0	4.55	7	27.2	26	14
Detroit	0	2	0	5.84	2	12.1	16	8	1	3	0	8.17	5	25.1	37	23
Kansas City	-	-	-	-	-	-	-	-	0	2	0	7.00	3	9.0	16	7
Minnesota	1	1	0	3.38	2	13.1	15	5	2	3	0	5.29	5	32.1	36	19
New York	-	-	-	-	-	-	-	-	0	0	0	2.35	2	7.2	7	2
Oakland	1	1	0	1.80	2	15.0	10	3	2	1	0	2.45	4	25.2	21	7
Seattle	0	2	0	11.57	3	14.0	28	18	0	2	0	8.51	7	30.2	51	29
Tampa Bay	0	1	0	5.79	3	18.2	22	12	0	1	0	5.79	3	18.2	22	12
Texas	1	0	0	4.05	2	13.1	13	6	1	0	0	3.80	6	23.2	25	10
Toronto	0	1	0	4.05	2	13.1	14	6	0	1	0	5.58	7	30.2	34	19
Arizona	-	-	-	-	-	-	-	-	-	-	-	-	-	-	-	-
Atlanta	-	-	-	-	-	-	-	-	-	-	-	-	-	-	-	-
Chicago	1	0	0	2.70	1	6.2	8	2	1	1	0	3.65	2	12.1	13	5
Cincinnati	0	0	0	4.50	1	6.0	7	3	0	0	0	4.50	1	6.0	7	3
Colorado	-	-	-	-	-	-	-	-	-	-	-	-	-	-	-	-
Florida	-	-	-	-	-	-	-	-	0	1	0	5.17	3	15.2	18	9
Houston	0	1	0	6.14	1	7.1	6	5	0	1	0	6.14	1	7.1	6	5
Los Angeles	-	-	-	-	-	-	-	-	0	1	0	13.50	1	4.0	8	6
Milwaukee	-	-	-	-	-	-	-	-	2	1	0	6.43	5	21.0	27	15
Montreal	-	-	-	-	-	-	-	-	-	-	-	-	-	-	-	-
New York	-	-	-	-	-	-	-	-	1	0	0	2.38	2	11.1	12	3
Philadelphia	-	-	-	-	-	-	-	-	1	1	0	6.48	2	8.1	10	6
Pittsburgh	0	0	0	9.00	1	4.0	7	4	1	0	0	2.77	2	13.0	10	4
St. Louis	-	-	-	-	-	-	-	-	0	0	0	7.50	1	6.0	6	5
San Diego	-	-	-	-	-	-	-	-	0	1	0	27.00	1	2.1	9	7
San Fran.	-	-	-	-	-	-	-	-	0	2	0	8.71	2	10.1	14	10
Home	6	7	0	4.69	16	109.1	116	57	11	15	0	5.16	41	226.2	252	130
Road	4	5	0	4.35	16	99.1	106	48	9	10	0	5.36	47	218.1	259	130
Before ASG	4	5	0	3.86	18	119.0	114	51	7	12	0	4.98	43	229.2	255	127
After ASG	6	7	0	5.42	14	89.2	108	54	13	13	0	5.56	45	215.1	256	133
Starter	10	12	0	4.53	32	208.2	222	105	19	25	0	5.37	75	427.2	496	255
Reliever	-	-	-	-	-	-	-	-	1	0	0	2.60	13	17.1	15	5
April	1	3	0	4.02	5	31.1	29	14	1	6	0	5.40	13	60.0	66	36
May	2	1	0	2.61	6	41.1	37	12	3	4	0	3.95	14	82.0	86	36
June	1	0	0	4.22	5	32.0	32	15	3	0	0	5.31	12	62.2	74	37
July	1	2	0	6.49	4	26.1	35	19	4	5	0	5.68	13	77.2	95	49
August	3	2	0	4.14	6	41.1	36	19	5	4	0	5.75	16	87.2	97	56
Sept./Oct.	2	4	0	6.44	6	36.1	53	26	4	6	0	5.52	20	75.0	93	46

SUPPAN'S BESTS

	Season	Game
W	10--1999	Low Hit 3--vs. Pit., 5-15-98
ERA	4.53--1999	SO 8--vs. Det., 7-14-97
SV	0	
IP	208.2--1999	
SO	103--1999	
Win Streak	6--1997	

17**MAC SUZUKI**
RIGHT-HANDED PITCHER

Ht.: 6-3; **Wt.:** 205
Bats: Right; **Throws:** Right
Opening Day Age: 24
Born: 5-31-75 at Kobe, Japan
Resides: Kobe, Japan
Acquired: Claimed off waivers from New York Mets, 6-22-99
Contract Status: Signed thru 2000
M.L. Service: 1 year, 59 days

**1999**

- ◆ Mac split time between the starting rotation and the bullpen after joining the Royals, his 3rd organization in 1999.
- ◆ began the season with the Seattle Mariners...pitched in 16 games including 4 starts for the Mariners, going 0-2 with a 9.43 ERA.
- ◆ traded to the New York Mets in exchange for pitcher Allen Watson on June 18...did not make an appearance for the Mets...placed on waivers by New York and claimed by the Royals on June 22...placed on the Royals active roster on June 23.
- ◆ recorded a 2-3 record and a 5.16 ERA in 22 games for Kansas City, including 9 starts.
- ◆ 1st outing with the Royals came in relief on June 26 vs. Cleveland... his next 2 outings were back-to-back starts vs. the Chicago White Sox on July 1 and 7.
- ◆ began the season's 2nd half in the bullpen, making 4 relief appearances before getting a spot start vs. Oakland on July 23...returned to the bullpen following that contest and made each of his next 7 appearances in relief.
- ◆ moved back into the starting rotation on August 28 due to the injury to Dan Reichert...made 6 consecutive starts through Sept. 25.
- ◆ posted his lone win as a starter at Boston on Sept. 2 when he allowed just 1 run on 3 hits in 5.1 innings in a 4-2 win over the Sox.
- ◆ was 1-2 with a 5.53 ERA (26 ER in 42.1 IP) as a starter with the Royals and 1-1 with a 4.56 ERA (13 ER in 25.2 IP) when pitching in relief for Kansas City.
- ◆ the Royals were 2-7 when he went to the hill as a starter, supporting him with 39 runs or an average of 4.3 runs per game...he made 2 quality starts with the Royals.
- ◆ fanned a season-high 6 batters on 3 occasions: April 27 vs. Detroit; May 17 vs. Minnesota and September 14 vs. Anaheim.
- ◆ opposing batters posted a .287 batting average when he was with the Royals...left-handers connected at a .284 clip (38-for-134) and right-handers were .291 (39-for-134).

Career Notes

- ◆ Mac owns a 3-7 record with a 7.00 ERA in 45 big league contests... he is 2-6 with a 6.20 ERA in 18 career starts and 1-1 with an 8.31 ERA in 27 career relief appearances.
- ◆ became the 3rd Japanese-born player to play major league baseball and the 1st in the American League...is the 1st Japanese-born player to play in the majors without starting his career in the Japanese professional leagues.

MAC SUZUKI

1998

◆ saw action in 28 games for Triple-A Tacoma, including 21 starts, before being recalled by Seattle in September....had a 9-10 record with a 4.37 ERA and 117 strikeouts and 70 walks at Tacoma.

◆ made his 1st major league start and 2nd career appearance at Boston on September 2, where he registered a no-decision despite leaving the game with a 3-1 lead.

◆ notched 1st big league victory at Minnesota on September 14, recording a career-high 8 strikeouts in 6.1 innings.

1996

◆ began the season at Double-A Port City before being recalled by Seattle on July 4.

◆ made his major league debut on July 7 at Texas...entered the contest in the 6th inning and worked a scoreless frame...recorded just 1 out in the 7th and was charged with 3 runs.

◆ optioned to Tacoma on July 11, where he finished the season.

1995

◆ recalled by Seattle on September 8, becoming the 3rd Japanese-born player to make a major league active roster...did not appear in a game with the Mariners.

Minor League Notes

◆ Mac played for a pair of independent clubs in Salinas and San Bernardino in 1992 and 1993...signed by the Seattle Mariners organization on September 5, 1993.

◆ named the 6th-best prospect in the California League by *Baseball America* in 1993.

◆ limited to just 8 games in 1994 and 10 appearances in 1995 with tendinitis in his right shoulder and elbow.

◆ spent the entire 1997 season at Triple-A Tacoma and went 4-9 with a 5.94 ERA in 32 games, including 10 starts.

Miscellaneous Notes

◆ **Makoto Suzuki** is single...he attended Takigawa Daini High School in Kobe, Japan.

YEAR	CLUB	W-L	ERA	G	GS	CG	SHO	SV	IP	H	R	ER	BB	SO
1992	Salinas	0-0	0.00	1	0	0	0	0	1.0	0	0	0	0	1
1993	San Bernardino	4-4	3.68	48	1	0	0	12	80.2	59	37	33	56	87
1994	Jacksonville	1-0	2.84	8	0	0	0	1	12.2	15	4	4	6	10
1995	Peoria	1-0	6.75	4	3	0	0	0	4.0	5	4	3	0	3
	Riverside	0-1	4.70	6	0	0	0	0	7.2	10	4	4	6	6
	Seattle								-Did Not Pitch-					
1996	Port City	3-6	4.72	16	16	0	0	0	74.1	69	41	39	32	66
	Seattle	0-0	20.25	1	0	0	0	0	1.1	2	3	3	2	1
	Tacoma	0-3	7.25	13	2	0	0	0	22.1	31	19	18	12	14
1997	Tacoma	4-9	5.94	32	10	0	0	0	83.1	79	60	55	64	63
1998	Tacoma	9-10	4.37	28	21	2	1	0	131.2	130	70	64	70	117
	Seattle	1-2	7.18	6	5	0	0	0	26.1	34	23	21	15	19
1999	Seattle	0-2	9.43	16	4	0	0	0	42.0	47	47	44	34	32
	New York (NL)								-Did Not Pitch-					
	KANSAS CITY	2-3	5.16	22	9	0	0	0	68.0	77	45	39	30	36
M.L. Totals		3-7	7.00	45	18	0	0	0	137.2	160	118	107	81	88

1992 Signed by independent Salinas as a free agent, August 30.

1993 Signed by independent San Bernardino as a free agent, April 9.

1993 Signed by Seattle Mariners as a free agent, September 5.

1999 Obtained by the New York Mets from Seattle in exchange for P Allen Watson, June 18.

1999 Claimed by the Royals off waivers from New York Mets, June 22.

M.L. BATTING TOTALS

	AVG.	AB	H	HR	RBI
M.L. Totals	.000	0	0	0	0

CAREER FIELDING

POSITION	PCT.	G	PO	A	E	TC	DP
Pitcher	.950	45	6	13	1	20	0

MAC SUZUKI

1999 AND CAREER BREAKDOWN

Season	1999								CAREER							
	W	L	S	ERA	G	IP	H	ER	W	L	S	ERA	G	IP	H	ER
Anaheim	0	0	0	1.08	2	8.1	11	1	0	0	0	2.92	3	12.1	18	4
Baltimore	0	0	0	7.20	2	5.0	2	4	0	0	0	7.20	2	5.0	2	4
Boston	1	1	0	6.57	3	12.1	14	9	1	1	0	5.30	4	18.2	17	11
Chicago	0	1	0	6.39	3	12.2	12	9	0	1	0	6.39	3	12.2	12	9
Cleveland	0	0	0	3.00	1	3.0	3	1	0	0	0	3.00	1	3.0	3	1
Detroit	1	1	0	0.73	3	12.1	10	1	1	1	0	0.73	3	12.1	10	1
Kansas City	0	0	0	9.00	1	1.0	0	1	0	0	0	9.00	1	1.0	0	1
Minnesota	0	0	0	6.39	5	12.2	13	9	1	0	0	5.21	6	19.0	18	11
New York	0	1	0	8.59	2	7.1	7	7	0	1	0	8.59	2	7.1	7	7
Oakland	0	0	0	8.44	3	10.2	15	10	0	0	0	8.44	3	10.2	15	10
Seattle	-	-	-	-	0	-	-	-	-	-	-	-	0	-	-	-
Tampa Bay	0	1	0	14.21	4	6.1	8	10	0	2	0	11.25	5	12.0	17	15
Texas	0	0	0	12.79	2	6.1	13	9	0	1	0	16.20	5	11.2	25	21
Toronto	0	0	0	3.60	1	5.0	5	2	0	0	0	3.60	1	5.0	5	2
Arizona	-	-	-	-	0	-	-	-	-	-	-	-	0	-	-	-
Atlanta	-	-	-	-	0	-	-	-	-	-	-	-	0	-	-	-
Chicago	0	0	0	4.50	2	2.0	3	1	0	0	0	4.50	2	2.0	3	1
Cincinnati	-	-	-	-	0	-	-	-	-	-	-	-	0	-	-	-
Colorado	0	0	0	9.00	1	2.0	2	2	0	0	0	9.00	1	2.0	2	2
Florida	-	-	-	-	0	-	-	-	-	-	-	-	0	-	-	-
Houston	-	-	-	-	0	-	-	-	-	-	-	-	0	-	-	-
Los Angeles	-	-	-	-	0	-	-	-	-	-	-	-	0	-	-	-
Milwaukee	0	0	0	18.00	2	2.0	4	4	0	0	0	18.00	2	2.0	4	4
Montreal	-	-	-	-	0	-	-	-	-	-	-	-	0	-	-	-
New York	-	-	-	-	0	-	-	-	-	-	-	-	0	-	-	-
Philadelphia	-	-	-	-	0	-	-	-	-	-	-	-	0	-	-	-
Pittsburgh	-	-	-	-	0	-	-	-	-	-	-	-	0	-	-	-
St. Louis	-	-	-	-	0	-	-	-	-	-	-	-	0	-	-	-
San Diego	-	-	-	-	0	-	-	-	-	-	-	-	0	-	-	-
San Fran.	0	0	0	27.00	1	1.0	2	3	0	0	0	27.00	1	1.0	2	3
Home	1	1	0	7.46	19	56.2	65	47	1	3	0	8.28	22	66.1	84	61
Road	1	4	0	6.08	19	53.1	59	36	2	4	0	5.80	23	71.1	76	46
Before ASG	0	3	0	8.47	19	56.1	61	53	0	3	0	8.74	20	57.2	63	56
After ASG	2	2	0	5.03	19	53.2	63	30	3	4	0	5.74	25	80.0	97	51
Starter	1	4	0	6.20	13	61.0	68	42	2	6	0	6.20	18	85.2	99	59
Reliever	1	1	0	7.53	25	49.0	56	41	1	1	0	8.31	27	52.0	61	48
April	0	0	0	7.53	5	14.1	16	12	0	0	0	7.53	5	14.1	16	12
May	0	2	0	9.41	8	22.0	26	23	0	2	0	9.41	8	22.0	26	23
June	0	0	0	10.38	4	8.2	8	10	0	0	0	10.38	4	8.2	8	10
July	0	1	0	9.50	7	18.0	26	19	0	1	0	10.24	8	19.1	28	22
August	0	1	0	4.50	8	20.0	23	10	0	1	0	4.50	8	20.0	23	10
Sept./Oct.	2	1	0	3.00	6	27.0	25	9	3	3	0	5.06	12	53.1	59	30

SUZUKI'S BESTS

	Season	Game
W	2—1999	—
ERA	6.79—1999	8—at Min., 9-14-98
SV	0	
IP	110.0—1999	
SO	68—1999	
Win Streak	1—1998 & 1999	

Definition of a Night Game

Any game scheduled to start after 6 p.m. will be considered a night game. If a game is scheduled to start at 6 p.m. and is delayed by rain, or for any other reason, it will be considered a day game. If a game is scheduled to start at 6:01 p.m. it will be considered a night game. Two-night doubleheaders shall be included in doubleheader statistics and shall be considered two night games. When afternoon and night games are played on the same date with separate admissions, the games shall be day and night and count as single games.

29**MIKE SWEENEY****1ST BASEMAN****Ht.:** 6-3; **Wt.:** 225**Bats:** Right; **Throws:** Right**Opening Day Age:** 26**Born:** 7-22-73 in Orange, CA**Resides:** Overland Park, KS**Acquired:** Selected in 10th round of

1991 June Free Agent Draft

Contract Status: Signed thru 2000**M.L. Service:** 3 years, 69 days**1999**

◆ Mike began the season as the club's 3rd catcher and part-time designated hitter but put together one of the top offensive campaigns in club history, earning the Joe Burke Special Achievement Award.

◆ led the team with a .322 average, tied for 2nd in doubles (44), home runs (22) and runs scored (101), and was 3rd in RBI (102).

◆ tied for 2nd in the American League in doubles and was the league's 3rd toughest batter to fan, striking out just once every 13.4 plate appearances.

◆ became the 4th Royal to score 100 runs and drive in 100 runs in the same season, joining Darrell Porter (1979), George Brett (1979, 1985) and Carlos Beltran, who also accomplished the feat in 1999.

◆ put together a 10-game hitting streak to begin the year...was 15-for-35, .429, during the streak with a pair of homers and 6 RBI.

◆ connected for a pair of homers at Tampa Bay on May 5, both off rookie Ryan Rupe...it was the first of his 3 multi-home run games.

◆ belted his 1st career grand slam at Seattle on May 14 off Jeff Fassero...the 4 RBI in the contest matched his career high.

◆ primarily used as the designated hitter in the first 2 months of the season...made his major league debut at 1st base on June 5 in the 2nd game of the twinbill vs. Cincinnati and logged more time at 1st base than any other player after that time.

◆ hit safely in 16 straight games from June 22-July 7...was 26-for-65, .400, during the streak with 16 runs scored and 19 RBI.

◆ set a club record and tied the American League record by collecting an RBI in 13 straight games from June 23-July 4...recorded 19 RBI in the 13 contests...the 58-year-old AL record was originally set by Chicago's Taffy Wright in 1941.

◆ tying that record earned him A.L. Player of the Week honors for June 27-July 4...batted .400 (12-for-30) during the week with 2 doubles, 4 home runs, 26 total bases and an .867 slugging pct.

◆ matched his career high with 4 hits vs. Cleveland on June 27...had his 2nd 4-hit game of the season and 3rd of his career at the Chicago Cubs on July 19.

◆ belted 2 home runs in a game on July 21 at Detroit and July 30 at Texas...they were his 2nd and 3rd multi-home run games of the season and the 3rd and 4th of his career.

◆ put together a career-high 25-game hitting streak from July 18-August 13...was 42-for-102, .412, during the hot stretch with 23 runs scored and 25 RBI...it was the 3rd longest streak in the American League in 1999 and was the 3rd longest single season hitting streak in club history, behind only George Brett's 30-game streak in 1980 and Jose Offerman's 27-game streak in 1998.

MIKE SWEENEY

- ◆ batted .354 with 4 home runs and 18 RBI against left-handed pitching and .315 with 18 homers and 84 RBI vs. right-handers.
- ◆ posted a .314 average (55-for-175) with men in scoring position.
- ◆ garnered more at-bats as the designated hitter than any other player on the club, batting at a .333 clip (91-for-273) with 13 homers and 53 RBI in 71 contests as the DH.
- ◆ posted a .981 fielding percentage at 1st base, committing a dozen errors...played in just 4 games making 3 starts in back of the plate without an error.

Career Notes

- ◆ Mike has thrown out 46 of 138 baserunners attempting to steal during his career, a 33 percent ratio.
- ◆ set a club record and tied the American League record by collecting an RBI in 13 straight games from June 23-July 4, 1999...the 58-year-old record was originally set by Chicago's Taffy Wright in 1941.
- ◆ had a 25-game hitting streak from July 18-August 13, 1999, the 3rd longest single season hitting streak in club history.
- ◆ has hit 1 grand slam and has connected for 3 2-home run games.
- ◆ made his acting debut in a Saturday Night Live skit with Helen Hunt following the 1997 season.

1998

- ◆ split time behind the plate with Sal Fasano...posted a .259 batting average with 8 home runs and 35 RBI in 92 games in his 1st full season at the big league level.
- ◆ was the Royals Opening Day backstop, the 4th different catcher to start on Opening Day for Kansas City in the last 4 years.
- ◆ tied a club record with 2 hits in an inning vs. Oakland on May 31.
- ◆ put together his best big league game on September 14 vs. Oakland...recorded a career-high 4 hits and matched his career high with 4 RBI...recorded a single, 2 doubles and a home run in the contest...missed hitting for the cycle by about 40 feet, when he retreated to 2nd base on what appeared to be a sure triple in the 8th inning with the Royals leading by a 12-6 score.
- ◆ was a .282 hitter (22-for-78) when batting with runners in scoring position, including a .333 mark (8-for-24) with a runner on 3rd base.
- ◆ threw out 17 of 67 runners (25 percent) attempting to steal.

1997

- ◆ Mike split the catching duties with Mike Macfarlane in 1997...made 76 appearances in back of the plate including 63 starts.
- ◆ made the Opening Day roster out of spring training...optioned to Triple-A Omaha...recalled just 3 days later.
- ◆ belted a 2-run 9th inning game-winning home run off Detroit's Doug Brocail on May 15.
- ◆ optioned to Omaha for a 2nd time on May 28...recalled by Kansas City on July 9 to begin the season's 2nd half.
- ◆ threw out 21 of 51 runners attempting to steal (41 percent).

1996

- ◆ started the year at the Double-A level and progressed up the ladder, finishing the season with Kansas City...earned Royals Minor League Player of the Year honors in the process.
- ◆ recalled by Kansas City on July 17...notched a .279 average with 4 home runs and 24 RBI in 50 contests at the big league level.
- ◆ made his 1st big league start of the season on July 18 at Chicago as the designated hitter...responded with 2 hits in 3 at-bats.
- ◆ 1st homer was a 3-run shot off Jamie Moyer at Seattle, August 12.
- ◆ threw out 6 of 17 runners attempting to steal (35 percent)...staff had a 4.21 ERA when he was in back of the plate.

MIKE SWEENEY

◆ named the catcher on the Minor League All-Star team as named by *Baseball America* and was the catcher on the Howe SportsData All-Star team.

◆ named the 7th best prospect in the Texas League in a *Baseball America* survey of the league's managers.

1995

◆ recalled by the Royals in September...his 1st Major League hit, a single, came as a pinch hitter off Cleveland's Paul Assenmacher at Jacobs Field in the final game of the season.

Minor League Notes

◆ Mike was selected in the 10th round of 1991 June Free Agent Draft...signed by Floyd Chandler.

◆ named to Northwest League All Star team in 1993.

◆ earned the Midwest League's Player of the Week honors April 24-30, 1994...spent from May 24-July 5 on the Disabled List with a fractured left ankle...selected to play in the Midwest League All-Star game.

◆ named the 7th best prospect in the Carolina League by *Baseball America* in 1995 as he led the league in hitting and slugging (.548), was 2nd with a .424 on base percentage.

◆ began the 1996 season in the Texas League, hitting at a .319 clip with 14 home runs and 51 RBI in 66 games...selected to play in the Texas League All-Star Game.

Miscellaneous Notes

◆ **Michael John Sweeney** is single...graduated from Ontario (CA) High in 1991...earned 3 letters in baseball and helped his team to a 26-0 record and state title in '91.

◆ has served as honorary chairman of the Medical Center of Independence Benefit Golf Classic in each of the past 3 years...is also a spokesperson for the Royals/Southwestern Bell Perfect Attendance Program and Kansas City Youth for Christ and is active with the Greater Kansas City Chapter of the Fellowship of Christian Athletes.

YEAR	CLUB	AVG.	G	AB	R	H	2B	3B	HR	RBI	BB	SO	SB
1991	Gulf Coast	.216	38	102	8	22	3	0	1	11	11	9	1
1992	Eugene	.221	59	199	17	44	12	1	4	28	13	54	3
1993	Eugene	.240	53	175	32	42	10	2	6	29	30	41	1
1994	Rockford	.301	86	276	47	83	20	3	10	52	55	43	0
1995	Wilmington	.310	99	332	61	103	23	1	18	53	60	39	6
	KANSAS CITY	.250	4	4	1	1	0	0	0	0	0	0	0
1996	Wichita	.319	66	235	45	75	18	1	14	51	32	29	3
	Omaha	.257	25	101	14	26	9	0	3	16	6	13	0
	KANSAS CITY	.279	50	165	23	46	10	0	4	24	18	21	1
1997	KANSAS CITY	.242	84	240	30	58	8	0	7	31	17	33	3
	Omaha	.236	40	144	22	34	8	1	10	29	18	20	0
1998	KANSAS CITY	.259	92	282	32	73	18	0	8	35	24	38	2
1999	KANSAS CITY	.322	150	575	101	185	44	2	22	102	54	46	6
M.L. Totals		.287	380	1266	187	363	80	2	41	192	113	140	12

*-Led League

1991 Selected by Royals 10th round of June Free Agent Draft, signed by Floyd Chandler.

CAREER FIELDING

POSITION	PCT.	G	PO	A	E	TC	DP
Catcher	.988	201	1111	73	14	1198	22
1st Base	.981	74	584	41	12	637	76

Mike Sweeney's 13-game RBI Streak

Date	Opp.	RBI	Inning	Date	Opp.	RBI	Inning
6/23	vs Det.	1	3	6/30	vs Chi.	3	2
6/24	vs Det.	1	4	7/01	vs Chi.	1	6
6/25	vs Cle.	1	1	7/02	at Cle.	1	7
6/26	vs Cle.	1	8	7/03	at Cle.	2	1
6/27	vs Cle.	2	1	7/03	at Cle.	2	1
6/28	vs Cle.	1	4	7/04	at Cle.	2	5
6/29	vs Chi.	1	2	TOTAL:		19	

MIKE SWEENEY

1999 AND CAREER BREAKDOWN

Season	1999					CAREER					HR by
	AVG.	AB	H	HR	RBI	AVG.	AB	H	HR	RBI	CITY
Season	.322	575	185	22	102	.287	1266	363	41	192	
Anaheim	.348	46	16	0	10	.282	85	24	1	16	0
Baltimore	.217	23	5	0	1	.177	62	11	0	3	0
Boston	.222	27	6	1	4	.231	78	18	1	9	0
Chicago	.362	47	17	4	12	.305	105	32	5	17	3
Cleveland	.405	42	17	2	13	.356	87	31	4	19	2
Detroit	.386	44	17	2	5	.347	101	35	6	14	3
Kansas City	-	-	-	-	-	-	-	-	-	-	22
Minnesota	.341	44	15	0	5	.318	110	35	2	21	1
New York	.235	34	8	2	6	.206	102	21	3	13	0
Oakland	.415	41	17	2	8	.389	90	35	4	16	2
Seattle	.333	48	16	2	9	.245	98	24	4	15	3
Tampa Bay	.263	38	10	3	5	.278	54	15	4	7	2
Texas	.306	36	11	3	5	.329	73	24	4	13	2
Toronto	.212	33	7	0	4	.220	100	22	1	9	0
Chicago	.500	14	7	0	6	.400	20	8	0	6	0
Cincinnati	.143	14	2	0	0	.250	24	6	0	0	0
Houston	.182	11	2	0	2	.143	14	2	0	2	0
Milwaukee	.231	13	3	1	2	.200	30	6	1	5	1
Pittsburgh	.600	5	3	0	1	.667	9	6	0	2	0
St. Louis	.400	15	6	0	4	.333	24	8	1	5	0
Home	.336	289	97	10	49	.291	621	181	22	97	
Road	.308	286	88	12	53	.282	645	182	19	95	
Before ASG	.319	295	94	11	58	.285	512	146	19	82	
After ASG	.325	280	91	11	44	.288	754	217	22	110	
vs. LHP	.350	100	35	4	18	.280	289	81	9	46	
vs. RHP	.316	475	150	18	84	.289	977	282	32	146	
RISP	.314	175	55	6	80	.289	357	103	13	154	
Bases Loaded	.375	16	6	1	15	.394	33	13	1	35	
Pinch Hitter	.250	4	1	0	0	.278	18	5	0	1	
Desig. Hitter	.333	273	91	13	53	.317	356	113	15	63	
March/April	.345	58	20	2	9	.269	160	43	6	20	
May	.310	100	31	5	19	.287	171	49	8	30	
June	.326	95	31	2	19	.311	135	42	3	21	
July	.367	109	40	8	28	.336	229	77	10	45	
August	.278	115	32	2	17	.248	311	77	6	45	
Sept./Oct.	.316	98	31	3	10	.288	260	75	8	31	

SWEENEY'S BESTS

Season	Game
AVG. .322--1999	H 4--3 times, last: at Chi.-NL, 7-19-99
H 185--1999	HR 2--4 times, last: at Tex., 7-30-99
HR 22--1999	RBI 4--4 times, last: at Sea., 5-14-99
RBI 102--1999	SB 1--12 times, last: at T.B., 8-20-99
SB 6--1999	
Hit Streak 25--1999	

Mike Sweeney's 25-game Hitting Streak

Date	Opp.	H/AB	Inning	Date	Opp.	H/AB	Inning
7/18	at Chi.-NL	2/4	1	8/01	at Tex.	1/3	2
7/19	at Chi.-NL	4/5	1	8/02	at Ana.	1/4	4
7/20	at Chi.-NL	1/5	4	8/03	at Ana.	1/5	9
7/21	at Det.	2/4	6	8/04	at Ana.	1/4	4
7/22	at Det.	2/5	1	8/06	vs Min.	2/3	3
7/23	vs Oak.	2/3	4	8/07	vs Min.	2/4	1
7/24	vs Oak.	1/4	8	8/08	vs Min.	2/4	2
7/25	vs Oak.	3/5	3	8/09	vs Bos.	1/4	8
7/27	vs Sea.	2/4	4	8/10	vs Bos.	2/5	1
7/28	vs Sea.	1/4	5	8/11	vs Bos.	1/4	2
7/29	vs Sea.	1/2	4	8/12	vs TB.	1/4	5
7/30	at Tex.	2/4	2	8/13	vs TB.	2/4	2
7/31	at Tex.	2/5	5	TOTALS:		42/102	.412

32 GOEFREY TOMLINSON

OUTFIELDER

Ht.: 6-1; Wt.: 190
 Bats: Left; Throws: Left
 Opening Day Age: 23
 Born: 8-19-76 in St. Elizabeth, Jam.
 Resides: Arlington, TX
 Acquired: Selected in 4th round of
 1997 June Free Agent Draft
 Contract Status: Signed thru 2000
 M.L. Service: 0 days (Rookie)



1999

- ◆ Goefrey spent the entire season, his 3rd as a professional, playing for Wichita in the Double-A Texas League...helped the Wranglers to the Texas League championship.
- ◆ represented Wichita in the Double-A All-Star Game.
- ◆ select to play in the inaugural All-Star Futures Game in Boston's Fenway Park over the All-Star break.
- ◆ batted at a .280 clip with 100 runs scored and 46 RBI...added 24 stolen bases.
- ◆ ranked among the Texas League leaders in runs scored (2nd) and walks (5th).
- ◆ hit .377 (26-for-69) over a 19-game stretch from May 12-June 2.
- ◆ scored a run in 13 consecutive games from June 21-July 5.
- ◆ did not commit an error in 60 consecutive games from April 30-July 7.
- ◆ played for Phoenix in the Arizona Fall League...batted at a .304 clip with 23 runs scored in 32 contests.
- ◆ added to the Royals 40-man winter roster for the 1st time in his career following the season.

Minor League Notes

- ◆ Goefrey was the Royals 4th round pick in the 1997 June Free Agent Draft...signed by Terry Wetzel and Bill Price.
- ◆ won the Northwest League batting title in 1997, hitting .338 in 58 games for Spokane in his 1st professional season...also finished 1st with a .440 on-base percentage...stole 19 bases in 20 attempts...named the league's Player of the Week for July 11-17.
- ◆ split the 1998 season between the Royals Class A clubs in Lansing and Wilmington...selected to play in the Midwest League All-Star Game.

Miscellaneous Notes

- ◆ **Goefrey Maurice Tomlinson** is single...graduated from Everman High School in Fort Worth, TX in 1994.
- ◆ attended the University of Houston...named 1st team all-America in 1997 by the National Collegiate Baseball Writers Association...was also 1st team all-Conference USA and named to the Conference USA all-tournament team.

YEAR	CLUB	AVG.	G	AB	R	H	2B	3B	HR	RBI	BB	SO	SB
1997	Spokane	.338	58	210	49	71	16	0	4	28	32	20	19
1998	Lansing	.285	68	274	55	78	16	7	7	39	39	34	21
	Wilmington	.279	38	136	15	38	8	1	0	16	14	26	2
1999	Wichita	.280	128	479	100	134	31	4	4	46	72	82	24

*-Led League

1997 Selected by the Royals in 4th round in the June Free Agent Draft, signed by Terry Wetzel and Bill Price.

57**JAMIE WALKER****LEFT-HANDED PITCHER****Ht.:** 6-2; **Wt.:** 190**Bats:** Left; **Throws:** Left**Opening Day Age:** 28**Born:** 7-1-71 in McMinnville, TN**Resides:** Overland Park, KS**Acquired:** Obtained from Atlanta Braves with Jermaine Dye in exchange for Michael Tucker and Keith Lockhart, 3-27-97**Contract Status:** Signed thru 2000**M.L. Service:** 1 year, 130 days**1999**

- ◆ Jamie spent the entire season rehabbing his left shoulder after undergoing surgery in August of 1998.
- ◆ was a non-roster invite to the Royals spring training camp.
- ◆ appeared in just 6 games during the season...made a pair of starts for the Gulf Coast Royals, then made 4 starts for Omaha at the Triple-A level, logging an 0-1 record with a 4.67 ERA for the Golden Spikes.
- ◆ pitched for San Juan in the Puerto Rican Winter League following the season...was 5-5 with a 4.31 ERA in 11 games, 10 starts.

Career Notes

- ◆ Jamie worked at the Major League level with the Royals in both 1997 and '98...owns a 3-4 record in 56 big league games, 54 in relief.
- ◆ opponents have hit him at a .305 average...left-handed hitters own a .286 mark (26-for-91), while right-handers are 50-for-158, .316.

1998

- ◆ split the season between Kansas City and Omaha before undergoing season-ending shoulder surgery.
- ◆ began the season at the Triple-A level...was recalled for the 1st time on May 6...made 3 appearances including 2 starts before being optioned back to Omaha on May 23.
- ◆ recalled by Kansas City for the 2nd time on June 8...made 3 relief appearances before suffering shoulder soreness.
- ◆ underwent arthroscopic surgery on his left shoulder on August 19...Royals team physician Steve Joyce performed the arthroscopic procedure...cleaned up 2 partial rotator cuff tears, removed a labral tear and performed a thermal probe for ligament laxity in the front of the shoulder.

1997

- ◆ spent the entire season on the big league roster for the 1st time in his career...was a Rule 5 pick by Atlanta from the Houston Astros organization in December of 1996, then was sent with Jermaine Dye to Kansas City for Michael Tucker and Keith Lockhart in late March.
- ◆ posted a 3-3 record and 5.44 ERA in 50 relief appearances for Kansas City...the 50 outings was the 2nd highest total on the staff and the most for a left-handed hurler.
- ◆ made his Major League debut at Baltimore on April 2...tagged with the loss in a 4-2 setback when he allowed 1 run on 1 hit in two-thirds of an inning.
- ◆ garnered his 1st big league win vs. Baltimore on April 7.
- ◆ was on the 15-day Disabled List from June 5-24 with a cervical strain in his neck...was injured in a collision with the Angels Darin Erstad on June 4 at Anaheim...did a rehab. assignment at Wichita.

JAMIE WALKER

Minor League Notes

- ◆ Jamie was selected by the Houston Astros in the 10th round of the 1992 June Free Agent Draft...signed by Jug Deford.
- ◆ named the Midwest League Pitcher of the Week in June of 1993.
- ◆ ranked 2nd on the Quad City's staff with 104 strikeouts in 1994.
- ◆ was 5-1 with a 2.50 ERA in 45 games for Jackson in 1996.

Miscellaneous Notes

- ◆ **Jamie Ross Walker** is married to Natalie and has 1 child, Ross (2-16-95)...graduated from Warren County High (McMinnville, TN) in 1989.
- ◆ attended Austin Peay University from 1990-92...named the Pitcher of the Year in the Ohio Valley Conference in 1992.

YEAR CLUB	W-L	ERA	G	GS	CG	SHO	SV	IP	H	R	ER	BB	SO
1992 Auburn	4-6	3.13	15	14	0	0	0	83.1	75	35	29	21	67
1993 Quad City	3-11	5.13	25	24	1	1	0	131.2	140	92	75	48	121
1994 Quad City	8-10	4.18	32	18	0	0	1	125.0	133	80	58	42	104
1995 Jackson	4-2	4.50	50	0	0	0	2	58.0	59	29	29	24	38
1996 Jackson	5-1	2.50	45	7	0	0	2	101.0	94	34	28	35	79
1997 KANSAS CITY	3-3	5.44	50	0	0	0	0	43.0	46	28	26	20	24
Wichita	0-1	9.45	5	0	0	0	0	6.2	6	8	7	5	6
1998 Omaha	5-1	2.70	7	7	0	0	0	46.2	57	15	14	11	21
KANSAS CITY	0-1	9.87	6	2	0	0	0	17.1	30	20	19	3	15
1999 Gulf Coast	1-0	3.38	2	2	0	0	0	8.0	10	3	3	0	9
Omaha	0-1	4.67	4	4	0	0	0	17.1	22	12	9	4	11
M.L. Totals	3-4	6.71	56	2	0	0	0	60.1	76	48	45	23	39

1992 Selected by the Houston Astros in the 10th round of the 1992 June Free Agent Draft... signed by Jug Deford.

1996 Selected by Atlanta Braves from the Astros in the Rule 5 Draft, December 9.

1997 Obtained by Royals with outfielder Jermaine Dye from Atlanta Braves in exchange for outfielder Michael Tucker and infielder Keith Lockhart, March 27.

M.L. BATTING TOTALS

	AVG.	AB	H	HR	RBI
M.L. Totals	.000	0	0	0	0

CAREER FIELDING

POSITION	PCT.	G	PO	A	E	TC	DP
Pitcher	1.000	56	7	10	0	17	2

CAREER BREAKDOWN

Season	W	L	S	ERA	G	IP	H	ER
Anaheim	0	0	0	0.00	3	1.0	2	0
Baltimore	1	1	0	5.79	6	4.2	6	3
Boston	0	1	0	7.36	2	11.0	16	9
Chicago	0	0	0	6.75	4	5.1	7	4
Cleveland	0	1	0	18.00	2	1.0	4	2
Detroit	1	0	0	5.14	7	7.0	5	4
Kansas City	-	-	-	-	-	-	-	-
Minnesota	0	0	0	3.86	2	2.1	4	1
New York	0	0	0	4.50	5	4.0	2	2
Oakland	0	0	0	6.14	6	7.1	8	5
Seattle	1	0	0	10.13	6	2.2	4	3
Tampa Bay	-	-	-	-	-	-	-	-
Texas	0	0	0	14.54	1	4.1	9	7
Toronto	0	1	0	6.00	4	3.0	3	2
Chicago	0	0	0	0.00	1	2.0	1	0
Cincinnati	0	0	0	0.00	1	0.0	1	1
Houston	-	-	-	-	-	-	-	-
Milwaukee	0	0	0	6.75	4	2.2	4	2
Pittsburgh	-	-	-	-	-	-	-	-
St. Louis	0	0	0	0.00	2	2.0	0	0
Home	3	1	0	7.18	28	31.1	44	25
Road	0	3	0	6.21	28	29.0	32	20
Before ASG	3	3	0	8.13	32	34.1	45	31
After ASG	0	1	0	4.85	24	26.0	31	14
Starter	0	1	0	8.71	2	10.1	15	10
Reliever	3	3	0	6.30	54	50.0	61	35
April	1	1	0	7.94	9	5.2	3	5
May	2	2	0	9.28	15	21.1	33	22
June	0	0	0	8.31	6	4.1	7	4
July	0	0	0	3.09	10	11.2	14	4
August	0	1	0	3.18	9	11.1	9	4
Sept./Oct.	0	0	0	9.00	7	6.0	10	6

WALKER'S BESTS

Season

W	3—1997
ERA	5.44—1997
SV	0
IP	43.0—1997
SO	24—1997
Win Streak	2—1997

Game

Low Hit	—
SO	5—vs. Bos., 5-8-98

47**DEREK WALLACE**
RIGHT-HANDED PITCHER

Ht.: 6-3; **Wt.:** 215
Bats: Right; **Throws:** Right
Opening Day Age: 28
Born: 9-1-71 at Van Nuys, CA
Resides: Overland Park, KS
Acquired: Obtained from the New York Mets in exchange for pitcher Jeremy Jackson, 8-13-99
Contract Status: Signed thru 2000
M.L. Service: 1 year, 104 days

**1999**

- ◆ Derek started the year with Triple-A Norfolk of the International League in the New York Mets organization...owned a 2-5 record with a 3.60 ERA in 36 relief appearances with the Tides.
- ◆ obtained from the Mets in exchange for minor league pitcher Jeremy Jackson on August 13...contract was purchased from Triple-A Omaha on August 14...made Royals debut vs. New York on August 17 with a 0.2-inning scoreless outing.
- ◆ did not permit an earned run in first 4 appearances.
- ◆ concluded 1st season with the Royals with an 0-1 record and a 3.24 ERA in 8 games...yielded 7 hits and 5 walks with 5 strikeouts in 8.1 innings.
- ◆ permitted just 2 of 8 first batters faced to reach base and 1 of 5 inherited runners to score.
- ◆ pitched for the United States in the Pan American Games.

Career Notes

- ◆ Derek has logged 2 stints at the big league level...worked for the New York Mets in 1996 and the Royals in 1999, making a total of 27 appearances.
- ◆ became the 1st Mets pitcher in history to strike out 4 batters in an inning on September 13, 1996 vs. Atlanta...fanned Terry Pendleton (who reached base on a passed ball), Chipper Jones, Ryan Klesko and Mike Mordecai.

1996

- ◆ garnered a 2-3 record with 3 saves and a 4.01 ERA with the New York Mets in his 1st stint in the major leagues.
- ◆ recalled by the Mets from Triple-A Norfolk on August 13 and made his major-league debut that day against the Chicago Cubs.
- ◆ earned his 1st big-league win by tossing 2.0 scoreless innings in a 3-2, 12-inning victory over the Dodgers on September 4.
- ◆ picked up his inaugural save in the majors with a hitless inning against the Florida Marlins in a 3-1 Mets win.
- ◆ became the 1st Mets pitcher in history to strike out 4 batters in an inning on September 13 as he picked up a save against Atlanta.
- ◆ established a Norfolk club record with 26 saves.
- ◆ selected to play in the Triple-A All-Star game and named to *Baseball America's* Triple-A All-Star squad.

Minor League Notes

- ◆ Derek was selected by the Chicago Cubs in the 1st round of the 1992 June draft...was the 11th player drafted overall.
- ◆ used primarily as a starter in his first 2 professional seasons, made transition to the bullpen at Double-A Orlando in '94.

DEREK WALLACE

◆ acquired by the Royals on April 21, 1995 along with pitcher Geno Morones in exchange for outfielder Brian McRae...saw action for Kansas City's Double-A affiliate Wichita in '95, going 4-3 with 6 saves and a 4.40 ERA in 26 games.

◆ traded to the Mets organization midway through the '95 season and appeared in 15 games in '95 for Double-A Binghamton.

◆ diagnosed with an aneurysm in his right shoulder on March 6, 1997 and underwent surgery on March 13...placed on the Disabled List on March 31.

◆ led Norfolk relievers in games (54) and innings pitched (60.1) in 1998...converted 16 of 22 save opportunities.

Miscellaneous Notes

◆ **Derek Robert Wallace** is married to Christina...graduated from Chatsworth (CA) High in 1989 where he was an All-Los Angeles City and California All-State selection.

◆ attended Pepperdine University and helped the Wave capture the 1992 NCAA Division I World Series Championship.

YEAR	CLUB	W-L	ERA	G	GS	CG	SHO	SV	IP	H	R	ER	BB	SO
1992	Peoria	0-1	4.50	2	0	0	0	0	3.2	3	2	2	1	2
1993	Daytona	5-6	4.20	14	12	0	0	1	79.1	85	50	37	23	34
	Iowa	0-0	11.25	1	1	0	0	0	4.0	8	5	5	1	2
	Orlando	5-7	5.03	15	15	2	0	0	96.2	105	59	54	28	69
1994	Orlando	2-9	5.74	33	12	1	0	8	89.1	95	61	57	31	49
	Iowa	0-1	4.15	5	0	0	0	1	4.1	4	4	2	4	3
1995	Wichita	4-3	4.40	26	0	0	0	6	43.0	51	23	21	13	24
	Binghamton	0-1	5.28	15	0	0	0	2	15.1	11	9	9	9	8
1996	Norfolk	5-2	1.72	49	0	0	0	26	57.2	37	20	11	17	52
	New York (NL)	2-3	4.01	19	0	0	0	3	24.2	29	12	11	14	15
1997	Gulf Coast	0-1	3.38	8	5	0	0	0	8.0	6	3	3	1	9
	St. Lucie	0-0	6.43	5	0	0	0	0	7.0	7	6	5	2	8
	Norfolk	0-1	9.00	1	0	0	0	0	1.0	2	2	1	1	0
1998	Norfolk	5-2	3.88	54	0	0	0	16	60.1	58	31	26	27	50
1999	Norfolk	2-5	3.60	36	0	0	0	7	55.0	53	24	22	25	38
	KANSAS CITY	0-1	3.24	8	0	0	0	0	8.1	7	4	3	5	5
N.L. Totals		2-3	4.01	19	0	0	0	3	24.2	29	12	11	14	15
A.L. Totals		0-1	3.24	8	0	0	0	0	8.1	7	4	3	5	5
M.L. Totals		2-4	3.82	27	0	0	0	3	33.0	36	16	14	19	20

1992 Selected by Chicago Cubs in 1st round (11th pick overall) of the June Free Agent Draft.

1995 Obtained by the Royals with P Eugenio Morones in exchange for OF Brian McRae, April 21.

1995 Obtained by New York Mets along with P John Carter from the Royals in exchange for P Jason Jacome and Allen McDill, July 21.

1999 Obtained by the Royals in exchange for P Jeremy Jackson, August 13.

M.L. BATTING TOTALS

	AVG.	AB	H	HR	RBI
M.L. Totals	.000	0	0	0	0

CAREER FIELDING

POSITION	PCT.	G	PO	A	E	TC	DP
Pitcher	.857	27	3	3	1	7	0

WALLACE'S BESTS

	Season	Game
W	2—1996	Low Hit
ERA	3.24—1999	SO
SV	3—1996	4—vs. Atl., 9-13-96
IP	24.2—1996	
SO	15—1996	
Win Streak	2—1996	

Royals Biggest Blown Leads Resulting in Losses

- 8 runs: June 18, 1993 at Oakland. Led 8-0 before losing 10-9.
- 8 runs: July 3, 1999 at Cleveland. Led 8-0 before losing 9-8.
- 7 runs: May 14, 1983 vs. Detroit. Led 7-0 before losing 11-10.
- 7 runs: May 20, 1985 at Texas. Led 7-0 before losing 8-7.
- 7 runs: June 8, 1995 at Texas. Led 8-1 before losing 10-9 in 10.

DEREK WALLACE

1999 AND CAREER BREAKDOWN

Season	1999								CAREER							
	W	L	S	ERA	G	IP	H	ER	W	L	S	ERA	G	IP	H	ER
	0	1	0	3.24	8	8.1	7	3	2	4	3	3.82	27	33.0	36	14
Anaheim	-	-	-	-	-	-	-	-	-	-	-	-	-	-	-	-
Baltimore	0	1	0	7.71	2	2.1	3	2	0	1	0	7.71	2	2.1	3	2
Boston	0	0	0	0.00	1	1.2	1	0	0	0	0	0.00	1	1.2	1	0
Chicago	-	-	-	-	-	-	-	-	-	-	-	-	-	-	-	-
Cleveland	-	-	-	-	-	-	-	-	-	-	-	-	-	-	-	-
Detroit	-	-	-	-	-	-	-	-	-	-	-	-	-	-	-	-
Kansas City	-	-	-	-	-	-	-	-	-	-	-	-	-	-	-	-
Minnesota	0	0	0	0.00	1	0.1	1	0	0	0	0	0.00	1	0.1	1	0
New York	0	0	0	0.00	3	2.2	1	0	0	0	0	0.00	3	2.2	1	0
Oakland	-	-	-	-	-	-	-	-	-	-	-	-	-	-	-	-
Seattle	-	-	-	-	-	-	-	-	-	-	-	-	-	-	-	-
Tampa Bay	-	-	-	-	-	-	-	-	-	-	-	-	-	-	-	-
Texas	-	-	-	-	-	-	-	-	-	-	-	-	-	-	-	-
Toronto	0	0	0	6.75	1	1.1	1	1	0	0	0	6.75	1	1.1	1	1
Arizona	-	-	-	-	-	-	-	-	-	-	-	-	-	-	-	-
Atlanta	-	-	-	-	-	-	-	-	1	0	1	2.25	3	4.0	4	1
Chicago	-	-	-	-	-	-	-	-	0	0	0	0.00	1	1.0	1	0
Cincinnati	-	-	-	-	-	-	-	-	-	-	-	-	-	-	-	-
Colorado	-	-	-	-	-	-	-	-	-	-	-	-	-	-	-	-
Florida	-	-	-	-	-	-	-	-	0	0	1	0.00	2	3.0	1	0
Houston	-	-	-	-	-	-	-	-	0	1	0	5.40	1	1.2	1	1
Los Angeles	-	-	-	-	-	-	-	-	1	0	0	2.45	3	3.2	5	1
Milwaukee	-	-	-	-	-	-	-	-	-	-	-	-	-	-	-	-
Montreal	-	-	-	-	-	-	-	-	-	-	-	-	-	-	-	-
New York	-	-	-	-	-	-	-	-	-	-	-	-	-	-	-	-
Philadelphia	-	-	-	-	-	-	-	-	0	1	1	4.50	4	4.0	6	2
Pittsburgh	-	-	-	-	-	-	-	-	-	-	-	-	-	-	-	-
St. Louis	-	-	-	-	-	-	-	-	-	-	-	-	-	-	-	-
San Diego	-	-	-	-	-	-	-	-	0	1	0	13.50	3	4.0	9	6
San Fran.	-	-	-	-	-	-	-	-	0	0	0	0.00	2	3.1	2	0
Home	0	1	0	7.36	3	3.2	4	3	2	2	3	2.41	15	18.2	18	5
Road	0	0	0	0.00	5	4.2	3	0	0	2	0	5.65	12	14.1	18	9
Before ASG	-	-	-	-	-	-	-	-	-	-	-	-	-	-	-	-
After ASG	0	1	0	3.24	8	8.1	7	3	2	4	3	3.82	27	33.0	36	14
Starter	-	-	-	-	-	-	-	-	-	-	-	-	-	-	-	-
Reliever	0	1	0	3.24	8	8.1	7	3	2	4	3	3.82	27	33.0	36	14
April	-	-	-	-	-	-	-	-	-	-	-	-	-	-	-	-
May	-	-	-	-	-	-	-	-	-	-	-	-	-	-	-	-
June	-	-	-	-	-	-	-	-	-	-	-	-	-	-	-	-
July	-	-	-	-	-	-	-	-	-	-	-	-	-	-	-	-
August	0	1	0	2.57	7	7.0	6	2	0	2	0	4.50	14	16.0	19	8
Sept./Oct.	0	0	0	6.75	1	1.1	1	1	2	2	3	3.18	13	17.0	17	6

1999 Royals Starts by Batting Order

- 1st:** Beltran (29-36), Damon (23-37), Febles (7-14), Pose (4-7), Holbert (0-3), Martinez (1-0)
- 2nd:** Randa (22-38), Febles (20-14), Sanchez (11-21), Holbert (7-10), Beltran (4-11), Brown (0-2), Sutton (0-1)
- 3rd:** Damon (28-48), Beltran (30-42), Randa (6-2), Sweeney (0-5)
- 4th:** Sweeney (36-62), Dye (14-25), King (11-10), Damon (3-0)
- 5th:** Dye (33-50), Sweeney (21-21), Sutton (3-14), Giambi (3-8), Beltran (0-3), Leius (2-0), Brown (2-0), Quinn (0-1)
- 6th:** Randa (29-46), Dye (13-20), Giambi (9-11), Kreuter (3-10), Leius (2-6), Damon (3-2), Sutton (4-1), Scarsone (1-0), Quinn (0-1)
- 7th:** Kreuter (25-27), Giambi (12-23), Spehr (6-9), Quinn (7-7), Randa (3-6), Vitiello (4-4), Pose (2-6), Leius (2-2), Scarsone (1-3), Sanchez (1-2), Febles (0-3), Sutton (1-1), Hansen (0-2), Dye (0-1), Brown (0-1)
- 8th:** Febles (17-20), Spehr (10-22), Kreuter (5-14), Sanchez (8-10), Fasano (8-7), Giambi (5-6), Scarsone (1-7), Hansen (1-4), Pose (3-1), Randa (1-3), Leius (3-0), Vitiello (2-1), Sutton (0-2)
- 9th:** Sanchez (35-44), Febles (8-18), Hansen (2-13), Pitchers (4-5), Holbert (2-6), Lopez (5-1), Fasano (5-1), Spehr (2-3), Scarsone (1-3), Kreuter (0-2), Pose (0-1)

28**JAY WITASICK**
RIGHT-HANDED PITCHER**Ht.:** 6-4; **Wt.:** 235**Bats:** Right; **Throws:** Right**Opening Day Age:** 27**Born:** 8-28-72 at Baltimore, MD**Resides:** Bel Air, MD**Acquired:** Obtained from the Oakland A's in exchange for cash considerations and a player to be named later, 3-30-99**Contract Status:** Signed thru 2000**M.L. Service:** 2 years, 11 days**1999**

◆ Jay was obtained from the Oakland Athletics late in spring training and proved to be one of the Royals most reliable starters by the end of the season.

◆ posted a 9-12 record with a 5.57 ERA in his 1st full season in the big leagues.

◆ began the season in the Royals bullpen, posting an 0-1 record and a 4.91 ERA in 4 contests...allowed 4 earned runs on 8 hits in 7.1 innings of work.

◆ moved into the starting rotation on April 30 and remained there for the rest of the season.

◆ lost 4 of his first 5 decisions as a starter, allowing 35 earned runs in 35.0 innings for a 9.00 ERA.

◆ posted wins in back-to-back starts June 18 at Toronto and June 23 vs. Detroit, in which he allowed just 1 earned run over 14.0 frames.

◆ was 3-6 with a 6.98 ERA at the All-Star break...was 6-6 with a 4.22 ERA in the season's 2nd half.

◆ tossed his 1st career complete game and shutout over Baltimore on August 26...the Maryland native allowed 4 hits and 4 walks while fanning 4 in the 6-0 win.

◆ won a career-best 4 consecutive starts from September 5-22, en route to earning Royals Pitcher of the Month honors.

◆ fanned a career-high 10 batters at Oakland on September 17.

◆ the Royals were 11-17 in his 28 starts...they supported him with 151 runs or an average of 5.4 runs per start...he registered 12 quality starts...6 of his 12 quality starts came in his final 7 outings.

◆ opponents hit him at a .304 clip overall...left-handed batters were 99-for-307, .322, while right-handed hitters logged a .286 average (92-for-322).

◆ threw a season-high 137 pitches in his complete game performance vs. Baltimore on August 26 and was over 120 pitches in 5 of his last 7 starts.

Career Notes

◆ Jay owns an 11-16 big league record with a 5.72 ERA in 59 games...is 9-14 with a 5.72 ERA in 31 career starts and 2-2 with a 5.70 ERA in 28 career relief appearances.

1998

◆ had 3 separate stints with Oakland and ended up making a total of 7 appearances, including 3 starts.

◆ led Triple-A Edmonton in wins, starts, innings pitched and strikeouts...his 155 strikeouts finished 2nd in the Pacific Coast League.

JAY WITASICK

- ◆ recalled on June 4 and made just 2 relief appearances, both in consecutive games against Arizona on June 6 and 7.
- ◆ optioned back to Edmonton on June 14...recalled on August 4 to start the 1st game of a twinbill against New York, his 1st career start...sustained a 10-4 loss and had an A's season-high 4 walks.
- ◆ optioned to Edmonton after the game...recalled on Sept. 8 and made 4 appearances.
- ◆ allowed just 1 run with 6 strikeouts at Minnesota on Sept. 12 in 5.2 innings of relief, the longest stint by an A's reliever for the year.

1997

- ◆ opened the season on the Disabled List with a sore right elbow...activated from the D.L. on June 14 and optioned to Single-A Modesto...recalled on Sept. 3 and made 8 relief outings with the A's.

1996

- ◆ traded to Oakland with outfielder Allen Battle and pitchers Carl Dale and Bret Wagner in exchange for pitcher Todd Stottlemyre.
- ◆ recalled from Double-A Huntsville on July 5 and made big league debut vs. California with 1.1 innings of scoreless relief on July 7.
- ◆ earned 1st big league win on July 31 vs. Chicago in relief.

Minor League Notes

- ◆ Jay was selected by the St. Louis Cardinals in the 2nd round of the 1993 June Free Agent Draft.
- ◆ began his professional career with Johnson City of the Rookie Appalachian League in 1993...struck out 74 batters in 67.2 frames.
- ◆ named to the post-season All-Star team in 1994 with Single-A Madison...ranked 4th in the Midwest League with a 2.32 ERA.
- ◆ combined at Single-A St. Petersburg of the Florida State League and Double-A Arkansas of the Texas League for a 9-11 record and a 3.76 ERA in 25 starts in 1995.

Miscellaneous Notes

- ◆ **Gerald Alphonse Witasick, Jr.** is single...he graduated from C. Milton Wright High School (Bel Air, MD) in 1990 where he played baseball and football...attended Brevard (FL) CC and the University of Maryland-Baltimore County.

YEAR	CLUB	W-L	ERA	G	GS	CG	SHO	SV	IP	H	R	ER	BB	SO
1993	Johnson City	4-3	4.12	12	12	0	0	0	67.2	65	42	31	19	74
	Savannah	1-0	4.50	1	1	0	0	0	6.0	7	3	3	2	8
1994	Madison	10-4	2.32	18	18	2	0	0	112.1	74	36	29	42	141
1995	St. Petersburg	7-7	2.74	18	18	1	1	0	105.0	80	39	32	36	109
	Arkansas	2-4	6.88	7	7	0	0	0	34.0	46	29	26	16	26
1996	Huntsville	0-3	2.30	25	6	0	0	4	66.2	47	21	17	26	63
	Edmonton	0-0	4.15	6	0	0	0	2	8.2	9	4	4	6	9
1997	Oakland	1-1	6.23	12	0	0	0	0	13.0	12	9	9	5	12
	Modesto	0-1	4.15	9	2	0	0	1	17.1	16	9	8	5	29
1998	Edmonton	3-2	4.28	13	1	0	0	0	27.1	25	13	13	15	17
	Oakland	0-0	5.73	8	0	0	0	0	11.0	14	7	7	6	8
	Edmonton	11-7	3.87	27	26	2	1	0	149.0	126	74	64	49	155
1999	Oakland	1-3	6.33	7	3	0	0	0	27.0	36	24	19	15	29
	KANSAS CITY	9-12	5.57	32	28	1	1	0	158.1	191	106	98	83	102
M.L. Totals		11-16	5.72	59	31	1	1	0	209.1	253	148	133	109	151

1993 Selected by St. Louis Cardinals in 2nd round of the June Free Agent Draft.

1996 Obtained by Oakland A's with OF Allen Battle, P Carl Dale and P Bret Wagner in exchange for P Todd Stottlemyre, January 9.

1999 Obtained by Royals in exchange for cash considerations and a player to be named later (P Scott Chaiison), March 30.

M.L. BATTING TOTALS

	AVG.	AB	H	HR	RBI
M.L. Totals	.000	5	0	0	0

CAREER FIELDING

POSITION	PCT.	G	PO	A	E	TC	DP
Pitcher	.905	59	5	14	2	21	1

JAY WITASICK

1999 AND CAREER BREAKDOWN

Season	1999								CAREER							
	W	L	S	ERA	G	IP	H	ER	W	L	S	ERA	G	IP	H	ER
Season	9	12	0	5.57	32	158.1	191	98	11	16	0	5.72	59	209.1	253	133
Anaheim	0	1	0	6.00	1	3.0	6	2	0	2	0	4.91	3	11.0	15	6
Baltimore	1	0	0	0.00	1	9.0	4	0	1	0	0	2.70	2	10.0	8	3
Boston	0	1	0	3.65	2	12.1	13	5	0	1	0	3.65	2	12.1	13	5
Chicago	0	0	0	6.00	2	3.0	5	2	1	0	0	4.50	4	4.0	5	2
Cleveland	0	2	0	7.85	4	18.1	27	16	0	2	0	7.78	6	19.2	29	17
Detroit	1	0	0	1.13	1	8.0	5	1	1	0	0	3.60	3	10.0	8	4
Kansas City	-	-	-	-	-	-	-	-	0	0	0	0.00	2	4.1	2	0
Minnesota	1	1	0	4.15	2	8.2	6	4	2	1	0	2.76	5	16.1	10	5
New York	0	0	0	5.79	1	4.2	9	3	0	1	0	5.79	2	9.1	14	6
Oakland	1	2	0	8.04	3	15.2	14	14	1	2	0	8.04	3	15.2	14	14
Seattle	1	1	0	8.56	3	13.2	19	13	1	2	0	8.44	7	21.1	34	20
Tampa Bay	0	2	0	10.45	3	10.1	23	12	0	2	0	10.45	3	10.1	23	12
Texas	1	1	0	3.93	3	18.1	22	8	1	1	0	4.03	5	22.1	28	10
Toronto	2	0	0	1.93	2	14.0	15	3	2	1	0	2.76	4	16.1	17	5
Arizona	-	-	-	-	-	-	-	-	0	0	0	14.73	2	3.2	6	6
Atlanta	-	-	-	-	-	-	-	-	-	-	-	-	-	-	-	-
Chicago	1	0	0	0.00	1	5.1	4	0	1	0	0	0.00	1	5.1	4	0
Cincinnati	0	1	0	36.00	1	2.0	10	8	0	1	0	36.00	1	2.0	10	8
Colorado	-	-	-	-	-	-	-	-	-	-	-	-	-	-	-	-
Florida	-	-	-	-	-	-	-	-	-	-	-	-	-	-	-	-
Houston	0	0	0	4.50	1	6.0	4	3	0	0	0	4.50	1	6.0	4	3
Los Angeles	-	-	-	-	-	-	-	-	-	-	-	-	-	-	-	-
Milwaukee	-	-	-	-	-	-	-	-	0	0	0	8.10	2	3.1	4	3
Montreal	-	-	-	-	-	-	-	-	-	-	-	-	-	-	-	-
New York	-	-	-	-	-	-	-	-	-	-	-	-	-	-	-	-
Philadelphia	-	-	-	-	-	-	-	-	-	-	-	-	-	-	-	-
Pittsburgh	0	0	0	6.00	1	6.0	5	4	0	0	0	6.00	1	6.0	5	4
St. Louis	-	-	-	-	-	-	-	-	-	-	-	-	-	-	-	-
San Diego	-	-	-	-	-	-	-	-	-	-	-	-	-	-	-	-
San Fran.	-	-	-	-	-	-	-	-	-	-	-	-	-	-	-	-
Home	4	6	0	4.95	15	80.0	100	44	5	8	0	5.49	36	114.2	144	70
Road	5	6	0	6.20	17	78.1	91	54	6	8	0	5.99	23	94.2	109	63
Before ASG	3	6	0	6.98	18	77.1	99	60	3	6	0	7.21	21	82.1	105	66
After ASG	6	6	0	4.22	14	81.0	92	38	8	10	0	4.75	38	127.0	148	67
Starter	9	11	0	5.60	28	151.0	183	94	9	14	0	5.72	31	166.2	207	106
Reliever	0	1	0	4.91	4	7.1	8	4	2	2	0	5.70	28	42.2	46	27
April	0	1	0	5.25	5	12.0	17	7	0	1	0	5.25	5	12.0	17	7
May	1	3	0	9.67	5	22.1	31	24	1	3	0	9.67	5	22.1	31	24
June	2	2	0	5.34	6	32.0	41	19	2	2	0	6.31	8	35.2	47	25
July	1	2	0	6.75	5	26.2	26	20	2	3	0	6.19	10	32.0	28	22
August	1	3	0	3.82	6	30.2	37	13	1	4	0	4.71	13	42.0	51	22
Sept./Oct.	4	1	0	3.89	5	34.2	39	15	5	3	0	4.55	18	65.1	79	33

WITASICK'S BESTS

Season	Game
W 9—1999	Low Hit 4—vs. Bal., 8-26-99
ERA 5.57—1999	SO 10—at Oak., 9-17-99
SV 0	
IP 158.1—1999	
SO 102—1999	
Win Streak 4—1999	

Royals Rookie Pitching Records

Wins	17	Tom Gordon, 1989
Losses	16	Jim Rooker, 1969
Winning Percentage	.778	Jeff Montgomery (7-2), 1988
ERA	2.69	Paul Splittorff, 1971
Games	64	Rusty Meacham, 1992
Games Started	37	Steve Busby, 1973
Complete Games	10	Dick Drago, 1969
		Bob Johnson, 1970
Saves	20	Doug Bird, 1973
Innings Pitched	238.1	Steve Busby, 1973
Hits Allowed	246	Steve Busby, 1973
Walks	105	Steve Busby, 1973
Strikeouts	206	Bob Johnson, 1970

ROYALS SPRING TRAINING ROSTER

STAFF

40 Tony Muser, Mgr.
43 Tom Burgmeier
25 Rich Dauer
23 Lamar Johnson
9 Jamie Quirk
30 Brent Strom
20 Frank White

PITCHERS (36)

61 Jamie Bluma**
39 Doug Bochtler**
52 Ricky Bottalico
26 Billy Brewer**
70 Matt Burch**
58 Tim Byrdak
53 Lance Carter
55 Archie Corbin**
75 Carl Dale**
56 Jeff D'Amico
33 Chad Durbin
49 Chris Fussell
73 Jay Gehrke**
54 Tyler Green
76 Edwin Hurtado**
64 Justin Lamber
35 David Lundquist
72 Mike MacDougal**
45 Orber Moreno
36 Dan Murray
31 Jason Rakers
41 Dan Reichert
22 Brad Rigby
59 Bill Risley**
50 Jose Rosado
51 Ken Ryan**
46 Jose Santiago
71 Kyle Snyder**
65 Clint Sodowsky**
48 Jerry Spradlin
34 Blake Stein
37 Jeff Suppan
17 Mac Suzuki
57 Jamie Walker
47 Derek Wallace
28 Jay Witasick

CATCHERS (7)

2 Jorge Fabregas**
13 Sal Fasano
63 Jeremy Hill**
19 Brian Johnson
60 Izzy Molina**
66 Hector Ortiz**
62 Paul Phillips**

INFIELDERS (11)

3 Carlos Febles
7 Jeremy Giambi
4 Ray Holbert
67 Anthony Medrano**
68 Alejandro Prieto**
16 Joe Randa
12 Jeff Reboulet
1 Rey Sanchez
8 Chris Snopek**
44 Paul Sorrento**
29 Mike Sweeney

OUTFIELDERS (9)

15 Carlos Beltran
27 Dee Brown
18 Johnny Damon
74 Jeremy Dodson**
6 Todd Dunwoody
24 Jermaine Dye
38 Scott Pose
14 Mark Quinn
32 Goefrey Tomlinson

NUMERICAL

1 Rey Sanchez
2 Jorge Fabregas
3 Carlos Febles
4 Ray Holbert
5 George Brett+
6 Todd Dunwoody
7 Jeremy Giambi
8 Chris Snopek
9 Jamie Quirk
10 Dick Howser+
12 Jeff Reboulet
13 Sal Fasano
14 Mark Quinn
15 Carlos Beltran
16 Joe Randa
17 Mac Suzuki
18 Johnny Damon
19 Brian Johnson
20 Frank White+
22 Brad Rigby
23 Lamar Johnson
24 Jermaine Dye
25 Rich Dauer
26 Billy Brewer
27 Dee Brown
28 Jay Witasick
29 Mike Sweeney
30 Brent Strom
31 Jason Rakers
32 Goefrey Tomlinson
33 Chad Durbin
34 Blake Stein
35 David Lundquist
36 Dan Murray
37 Jeff Suppan
38 Scott Pose
39 Doug Bochtler
40 Tony Muser, Mgr.
41 Dan Reichert
42 Jackie Robinson+
43 Tom Burgmeier
44 Paul Sorrento
45 Orber Moreno
46 Jose Santiago
47 Derek Wallace
48 Jerry Spradlin
49 Chris Fussell
50 Jose Rosado
51 Ken Ryan
52 Ricky Bottalico
53 Lance Carter
54 Tyler Green
55 Archie Corbin
56 Jeff D'Amico
57 Jamie Walker
58 Tim Byrdak
59 Bill Risley
60 Izzy Molina
61 Jamie Bluma
62 Paul Phillips
63 Jeremy Hill
64 Justin Lamber
65 Clint Sodowsky
66 Hector Ortiz
67 Anthony Medrano
68 Alejandro Prieto
70 Matt Burch
71 Kyle Snyder
72 Mike MacDougal
73 Jay Gehrke
74 Jeremy Dodson
75 Carl Dale
76 Edwin Hurtado

+Retired Number

ALPHABETICAL

15 Carlos Beltran
61 Jamie Bluma
39 Doug Bochtler
52 Ricky Bottalico
26 Billy Brewer
27 Dee Brown
70 Matt Burch
43 Tom Burgmeier
58 Tim Byrdak
53 Lance Carter
55 Archie Corbin
75 Carl Dale
56 Jeff D'Amico
18 Johnny Damon
74 Jeremy Dodson
25 Rich Dauer
6 Todd Dunwoody
33 Chad Durbin
24 Jermaine Dye
2 Jorge Fabregas
13 Sal Fasano
3 Carlos Febles
49 Chris Fussell
73 Jay Gehrke
7 Jeremy Giambi
54 Tyler Green
63 Jeremy Hill
4 Ray Holbert
76 Edwin Hurtado
19 Brian Johnson
23 Lamar Johnson
64 Justin Lamber
35 David Lundquist
72 Mike MacDougal
67 Anthony Medrano
60 Izzy Molina
45 Orber Moreno
36 Dan Murray
40 Tony Muser, Mgr.
66 Hector Ortiz
62 Paul Phillips
38 Scott Pose
68 Alejandro Prieto
14 Mark Quinn
9 Jamie Quirk
31 Jason Rakers
16 Joe Randa
12 Jeff Reboulet
41 Dan Reichert
22 Brad Rigby
59 Bill Risley
50 Jose Rosado
51 Ken Ryan
1 Rey Sanchez
46 Jose Santiago
8 Chris Snopek
71 Kyle Snyder
65 Clint Sodowsky
44 Paul Sorrento
48 Jerry Spradlin
34 Blake Stein
30 Brent Strom
37 Jeff Suppan
17 Mac Suzuki
29 Mike Sweeney
32 Goefrey Tomlinson
57 Jamie Walker
47 Derek Wallace
20 Frank White
28 Jay Witasick

** Non-roster player

2000 Kansas City Royals Roster

Manager: Tony Muser (40)				Director Media Relations: Steve Fink				Physician: Steve Joyce, M.D.													
Coaches: Tom Burgmeier (43)				Director Team Travel: David Witt				Trainers: Nick Swartz, Lee Kuntz													
Jamie Quirk (9)				Brent Strom (30)				Frank White (20)													
Rich Dauer (25)				Lamar Johnson (23)				Equip. Manager: Mike Burkhalter													
No. Pitchers (23)	B-T	Ht.	Wt.	Born	Birthplace	Residence	1999 Club	W-L	ERA	G	GS	CG	SV	IP	H	R	ER	BB	SO	ML SV.	
52	R	R	6-1	215	08-26-69	New Britain, CT	Rocky Hill, CT	St. Louis	3-7	4.91	68	0	0	20	73.1	83	45	40	49	66	5.063
58	L	L	5-11	180	10-31-73	Oak Lawn, IL	Oak Forest, IL	Omaha	3-1	1.81	33	0	0	4	49.2	39	19	10	28	51	0.091
53	R	R	6-1	190	12-18-74	Bradenton, FL	Bradenton, FL	KANSAS CITY	0-3	7.66	33	0	0	1	24.2	32	24	21	20	17	0.091
								Wichita	5-2	0.78	44	0	0	13	69.2	49	10	6	27	77	0.020
56	R	R	6-3	200	11-09-74	Inglewood, CA	Redmond, WA	KANSAS CITY	0-1	5.06	6	0	0	0	5.1	3	3	3	3	3	0.000
								Midland	1-2	4.96	32	0	0	3	45.1	53	31	25	16	38	0.000
								Vancouver	2-2	2.65	14	0	0	3	17.0	16	6	5	10	10	
								Omaha	1-3	4.34	12	0	0	2	18.2	29	13	9	3	12	
33	R	R	6-2	200	12-03-77	Spring Valley, IL	Baton Rouge, LA	Wichita	8-10	4.64	28	27	1	0	157.0	154	88	81	49	122	0.010
								KANSAS CITY	0-0	0.00	1	0	0	0	2.1	1	0	0	1	3	
49	R	R	6-2	200	05-19-76	Oregon, OH	Oregon, OH	Omaha	10-3	3.54	14	13	1	0	81.1	66	35	32	27	80	0.108
54	R	R	6-5	215	02-18-70	Springfield, OH	Franklin, TN	KANSAS CITY	0-5	7.39	17	8	0	2	56.0	72	51	46	36	37	4.071
64	R	L	6-0	210	05-22-76	Ridgewood, NJ	Hackensack, NJ	Scranton-WB	4-6	7.69	19	7	1	0	50.1	78	47	43	24	31	0.000
35	R	R	6-2	200	06-04-73	Beverly, MA	Hickory, NC	Wilmington	5-3	3.67	39	2	0	6	68.2	68	29	28	33	67	0.078
								Chicago-AL	1-1	8.59	17	0	0	0	22.0	28	21	21	12	18	
								Charlotte	0-0	0.00	3	0	0	0	3.2	3	0	0	1	4	
45	R	R	6-3	200	04-27-77	Caracas, VZ	Los Altos, VZ	Omaha	3-1	2.10	16	0	0	4	25.2	17	6	6	4	30	0.132
								KANSAS CITY	0-0	5.63	7	0	0	0	8.0	4	5	5	6	7	
								Gulf Coast	0-0	0.00	1	1	0	0	1.0	0	0	0	0	1	
36	R	R	6-1	195	11-21-73	Los Alamos, CA	Garden Grove, CA	Norfolk	12-10	4.97	29	27	3	0	145.0	149	91	80	70	96	
								New York-NL	0-0	13.50	1	0	0	0	2.0	4	3	3	2	1	
								KANSAS CITY	0-0	6.48	4	0	0	0	8.1	9	8	6	4	8	0.030
31	R	R	6-2	200	06-29-73	Pittsburgh, PA	Pittsburgh, PA	Buffalo	7-8	4.92	23	20	1	0	131.2	151	83	72	31	85	
								Cleveland	0-0	4.50	1	0	0	0	2.0	2	1	1	1	0	0.064

No. Pitchers	B-T	Ht.	Wt.	Born	Birthplace	Residence	1999 Club	W-L	ERA	G	GS	CG	SV	IP	H	R	ER	BB	SO	ML SV.
41 Dan Reichert	R-R	6-3	175	07-12-76	Monterey, CA	Turlock, CA	Omaha	9-2	3.71	17	17	1	0	111.2	92	51	46	50	123	
22 Brad Rigby	R-R	6-6	215	05-14-73	Milwaukee, WI	Altamonte Spgs. FL	KANSAS CITY Oakland Vancouver	2-2 3-4 0-1	9.08 4.33 1.93	8 29 1	8 0 1	0 0 0	0 0 0	36.2 62.1 4.2	48 69 6	38 31 3	37 30 1	32 26 2	20 26 6	0.087 1.108
50 Jose Rosado	L-L	6-0	185	11-09-74	Jersey City, NJ	Dorado, P.R.	KANSAS CITY	1-2	7.17	20	0	0	0	21.1	33	20	17	5	10	
46 Jose Santiago	R-R	6-3	215	11-05-74	Fajardo, P.R.	Loiaz, P.R.	KANSAS CITY KANSAS CITY KANSAS CITY Gulf Coast Wichita	10-14 3-4 0-0 0-1 0-0	3.85 3.42 1.80 2.00 0.00	33 34 3 4 1	33 0 3 2 0	5 0 0 0 0	0 2 0 0 0	208.0 47.1 5.0 9.0 1.2	197 46 1 8 3	103 23 1 2 0	89 18 1 2 0	72 14 0 0 0	141 15 4 0 0	3.083 1.042
48 Jerry Spradlin	S-R	6-7	260	06-14-67	Fullerton, CA	Anaheim, CA	Cleveland	0-0	18.00	4	0	0	0	3.0	6	6	6	3	2	4.021
34 Blake Stein	R-R	6-7	240	08-03-73	McComb, MS	Daphne, AL	San Francisco Edmonton	3-1 4-2	4.19 4.10	59 19	0 19	0 0	0 0	58.0 109.2	59 94	31 54	27 50	29 43	52 111	
37 Jeff Suppan	R-R	6-2	210	01-02-75	Okla. City, OK	West Hills, CA	Oakland	0-0	16.88	1	1	0	0	2.2	6	5	5	6	4	1.048
17 Mac Suzuki	R-R	6-3	205	05-31-75	Kobe, Japan	Kobe, Japan	KANSAS CITY KANSAS CITY Seattle New York-NL	1-2 10-12 0-2	4.09 4.53 9.43	12 32 16	11 32 4	0 4 0	0 0 0	70.1 208.2 42.0	59 222 47	33 113 47	32 105 44	41 62 34	43 103 32	
57 Jamie Walker	L-L	6-2	190	07-01-71	McMinnville, TN	Overland Park, KS	KANSAS CITY Gulf Coast	2-3 1-0	5.16 3.38	22 2	9 2	0 0	0 0	68.0 8.0	77 10	45 3	39 3	30 0	36 9	1.130
47 Derek Wallace	R-R	6-3	215	09-01-71	Van Nuys, CA	Overland Park, KS	Omaha Norfolk	0-1 2-5	4.67 3.60	4 36	4 0	0 0	0 7	17.1 55.0	22 53	12 24	9 22	4 25	11 38	
28 Jay Witasick	R-R	6-4	235	08-28-72	Baltimore, MD	Bel Air, MD	KANSAS CITY	0-1 9-12	3.24 5.57	8 32	0 28	0 1	0 0	8.1 158.1	7 191	4 108	3 98	5 83	5 102	1.104 2.011
No. Catchers (2)	B-T	Ht.	Wt.	Born	Birthplace	Residence	1999 Club	AVG.	G	AB	R	H	2B	3B	HR	RBI	BB	SO	SB	ML SV.
13 Sal Fasano	R-R	6-2	230	08-10-71	Chicago, IL	Overland Park, KS	Omaha	.275	88	280	63	77	15	0	21	49	42	69	4	
19 Brian Johnson	R-R	6-2	210	01-08-68	Oakland, CA	Detroit, MI	KANSAS CITY Cincinnati Indianapolis	.233 .231 .211	23 45 6	60 117 19	11 12 2	14 27 4	2 7 3	0 0 0	5 5 0	16 18 4	7 9 1	17 31 3	0 0 0	2.021 5.164


2000 Kansas City Royals Non-Roster Spring Training Invites

No. Pitchers (13)	B-T	Ht.	Wt.	Born	Birthplace	Residence	1999 Club	W-L	ERA	G	GS	CG	SV	IP	H	R	ER	BB	SO	ML SV.
61 Jaime Bluma	R-R	5-11	195	05-18-72	Beaufort, SC	Overland Park, KS	Omaha	0-0	3.22	17	0	0	2	22.1	21	10	8	4	19	1.052
39 Doug Bochtler	R-R	6-3	200	07-05-70	W. Palm Beach, FL	W. Palm Beach, FL	Wichita	2-6	5.40	30	0	0	6	38.1	40	25	23	16	21	
							Syracuse	4-0	2.63	14	0	0	0	27.1	18	9	8	10	28	
							Los Angeles	0-0	5.54	12	0	0	0	13.0	11	8	8	6	7	3.132
							Albuquerque	3-4	3.18	18	0	0	3	22.2	16	9	8	11	25	
26 Billy Brewer	L-L	6-1	200	04-15-68	Ft. Worth, TX	Lorena, TX	Scranton-WB	6-1	3.78	33	5	0	2	69.0	59	32	29	28	57	
							Philadelphia	1-1	7.01	25	0	0	2	25.2	30	20	20	14	28	5.044
70 Matt Burch	R-R	6-4	195	12-21-76	Elmira, NY	Cooperstown, NY	Charleston	3-11	6.35	21	15	0	1	73.2	95	62	52	41	43	0.000
							Gulf Coast	0-2	4.50	5	4	0	0	14.0	17	10	7	10	9	
55 Archie Corbin	R-R	6-4	230	12-30-67	Beaumont, TX	Beaumont, TX	Calgary	0-1	6.75	12	0	0	0	13.1	13	11	10	10	16	
							Florida	0-1	7.29	17	0	0	0	21.0	25	20	17	15	30	1.044
75 Carl Dale	R-R	6-2	200	12-07-72	Indianapolis, IN	Algood, TN	Vancouver	4-3	3.48	29	0	0	4	44.0	41	19	17	18	27	
							Louisville	0-1	4.63	7	0	0	1	11.2	8	6	6	5	8	
							Milwaukee	0-1	20.25	4	0	0	0	4.0	8	9	9	6	4	0.029
73 Jay Gehrke	R-R	6-6	225	11-01-77	Fargo, ND	Scottsdale, AZ	Spokane	0-3	5.59	32	0	0	13	29.0	34	21	18	21	33	0.000
76 Edwin Hurtado	R-R	6-3	215	02-01-70	Barquisimeto, VZ	Carabobo, VZ	Orix (Japan)	4-2	2.29	34	-	-	4	63.0	53	-	16	39	44	1.071
72 Mike MacDougal	S-R	6-4	195	03-05-77	Las Vegas, NV	Marco Island, FL	Spokane	2-2	4.47	11	11	0	0	46.1	43	25	23	17	57	0.000
59 Bill Risley	R-R	6-2	230	05-29-67	Chicago, IL	Farmington, NM	Toronto													6.000
51 Ken Ryan	R-R	6-3	225	10-24-68	Pawtucket, RI	Seekonk, MA	Philadelphia	1-2	6.32	15	0	0	0	15.2	16	11	11	11	9	5.161
							Scranton-WB	2-2	5.66	31	0	0	6	41.1	54	30	26	19	33	
							Nashville	1-1	3.86	6	0	0	0	7.0	7	3	3	8	9	
71 Kyle Snyder	S-R	6-8	220	09-09-77	Houston, TX	Sarasota, FL	Spokane	1-0	4.13	7	7	0	0	24.0	20	13	11	7	25	0.000
65 Clint Sodowsky	R-R	6-4	195	07-13-72	Ponca City, OK	Ponca City, OK	Memphis	4-5	4.82	19	13	2	3	80.1	85	55	43	32	52	
							St. Louis	0-1	15.63	3	1	0	0	6.1	15	11	11	6	2	2.086

Injured - Did Not Play

No. Catchers (5)	B-T	Ht.	Wt.	Born	Birthplace	Residence	1999 Club	AVG.	G	AB	R	H	2B	3B	HR	RBI	BB	SO	SB	ML SV.
2	Jorge Fabregas	L-R	6-3	215	03-13-70	Miami, FL	Miami Beach, FL	.206	82	223	20	46	10	2	3	21	26	27	0	5.032
							Atlanta	.000	6	8	0	0	0	0	0	0	0	0	0	0
63	Jeremy Hill	R-R	5-10	185	08-08-77	Dallas, TX	Dallas, TX	.234	92	304	37	71	12	1	4	27	38	75	2	0.000
60	Izzy Molina	R-R	5-11	220	06-03-71	New York, NY	Miami, FL	.246	97	338	44	83	16	1	4	51	18	47	4	0.170
66	Hector Ortiz	R-R	6-0	205	10-14-69	Rio Piedras, P.R.	Canovanas, P.R.	.240	40	121	10	29	4	0	0	13	10	17	0	0.029
							Albuquerque	.305	55	164	21	50	9	0	6	20	7	27	2	
62	Paul Phillips	R-R	5-11	180	04-15-77	Demopolis, AL	Bailey, MS	.267	108	393	58	105	20	2	3	56	26	38	8	0.000
No. Infielders (4)	B-T	Ht.	Wt.	Born	Birthplace	Residence	1999 Club	AVG.	G	AB	R	H	2B	3B	HR	RBI	BB	SO	SB	ML SV.
67	Anthony Medrano	R-R	5-10	175	12-08-74	Bellflower, CA	Long Beach, CA	.339	73	257	45	87	15	1	5	32	21	23	4	0.000
							Omaha	.313	33	112	14	35	6	1	2	23	10	15	0	
68	Alejandro Prieto	R-R	5-11	175	06-19-76	Caracas, Ven.	Caracas, Ven.	.294	114	360	56	106	23	4	6	41	35	47	12	0.000
8	Chris Snopek	R-R	6-1	185	09-20-70	Cynthiana, KY	Cynthiana, KY	.247	24	81	10	20	7	0	3	10	5	15	2	2.139
							Indianapolis	.281	103	381	66	107	24	3	9	64	42	51	17	
44	Paul Sorrento	L-R	6-2	210	11-17-65	Sommerville, MA	Issaquah, WA	.235	99	294	40	69	14	1	11	42	49	101	1	8.146
No. Outfielders (1)	B-T	Ht.	Wt.	Born	Birthplace	Residence	1999 Club	AVG.	G	AB	R	H	2B	3B	HR	RBI	BB	SO	SB	ML SV.
74	Jeremy Dodson	L-R	6-2	200	05-03-77	Sherman, TX	Durant, OK	.257	133	452	63	116	20	1	21	58	51	95	9	0.000

1999 in Review



Jermaine Dye
Royals 1999
Player of the Year

1999 ROYALS

Date	D-N	Opponent	Score	Rec.	Pos.	GB	Winning Pitcher	
4-5	D	Boston	3-5	0-1	5	-1.0	Martinez	
4-7	N	Boston	0-6	0-2	5	-1.5	Saberhagen	
4-8	N	Boston	1-4	0-3	5	-2.0	Wakefield	
4-9	D	at Chicago	10-5	1-3	T4	-2.0	BARBER (1-0)	
4-10	D	at Chicago	9-4	2-3	T2	-2.0	PITTSLEY (1-0)	
4-11	D	at Chicago	3-1	3-3	2	-2.0	APPIER (1-1)	
4-12	D	at Cleveland	2-5 (10)	3-4	T2	-3.0	Shuey	
4-14	N	at Cleveland	4-11	3-5	T2	-4.0	Colon	
4-15	N	at Cleveland	Postponed due to cold. Rescheduled for July 3.					
4-16	N	Chicago	7-2	4-5	T2	-3.5	APPIER (2-1)	
4-17	D	Chicago	5-6	4-6	T3	-4.0	Lowe	
4-18	D	Chicago	5-7	4-7	5	-5.0	Baldwin	
4-19	N	Minnesota	4-6	4-8	5	-5.5	Hawkins	
4-20	N	Minnesota	7-8 (13)	4-9	5	-6.5	Aguilera	
4-21	N	Minnesota	3-2 (10)	5-9	5	-6.5	MATHEWS (1-0)	
4-23	N	Anaheim	2-4	5-10	5	-7.0	Hasegawa	
4-24	D	Anaheim	4-3	6-10	T4	-6.0	SANTIAGO (1-1)	
4-25	D	Anaheim	Postponed due to rain. Rescheduled for September 14.					
4-27	N	at Baltimore	4-8	6-11	5	-7.0	Mussina	
4-28	N	at Baltimore	8-2	7-11	T4	-7.0	ROSADO (1-1)	
4-29	N	at Baltimore	15-5	8-11	4	-7.0	SUPPAN (1-3)	
4-30	N	New York	13-6	9-11	4	-6.0	MORMAN (1-0)	
5-1	D	New York	7-13	9-12	4	-7.0	Cone	
5-2	D	New York	8-9	9-13	4	-7.0	Grimsley	
5-3	N	New York	9-3	10-13	4	-7.0	SERVICE (1-0)	
5-4	N	at Tampa Bay	5-3	11-13	4	-6.5	MATHEWS (2-0)	
5-5	N	at Tampa Bay	7-10	11-14	4	-6.5	White	
5-6	D	at Tampa Bay	4-5	11-15	4	-7.5	Aldred	
5-7	N	at Minnesota	5-1	12-15	4	-7.5	APPIER (3-2)	
5-8	N	at Minnesota	6-2	13-15	4	-6.5	ROSADO (2-1)	
5-9	D	at Minnesota	7-2	14-15	3	-6.5	SUPPAN (2-3)	
5-10	N	at Minnesota	8-4	15-15	3	-6.5	WITASICK (1-2)	
5-11	N	Toronto	2-8	15-16	3	-7.5	Escobar	
5-12	N	Toronto	7-1	16-16	3	-7.5	APPIER (4-2)	
5-13	D	Toronto	2-8	16-17	3	-8.0	Hentgen	
5-14	N	at Seattle	12-7	17-17	3	-8.0	SERVICE (2-1)	
5-15	N	at Seattle	11-10	18-17	3	-8.0	SANTIAGO (2-2)	
5-16	D	at Seattle	1-5	18-18	3	-8.5	Moyer	
5-18	N	Oakland	13-3	19-18	2	-8.5	APPIER (5-2)	
5-19	N	Oakland	14-3	20-18	2	-8.5	ROSADO (3-2)	
5-20	N	Oakland	7-1	21-18	2	-8.0	SUPPAN (3-3)	
5-21	N	Seattle	2-5	21-19	2	-8.0	Moyer	
5-22	N	Seattle	4-7	21-20	2	-8.0	Carmona	
5-23	D	Seattle	5-4	22-20	2	-8.0	WHISENANT (1-0)	
5-25	N	at Oakland	3-5	22-21	2	-8.5	Oquist	
5-26	N	at Oakland	1-3	22-22	2	-9.5	Haynes	
5-27	D	at Oakland	1-6	22-23	2	-10.0	Rogers	
5-28	N	at Anaheim	11-4	23-23	2	-9.0	APPIER (6-2)	
5-29	N	at Anaheim	3-4	23-24	2	-9.0	Sparks	
5-30	D	at Anaheim	3-4	23-25	2	-9.0	Olivares	
5-31	N	at Texas	3-4 (10)	23-26	T2	-10.0	Crabtree	
6-1	N	at Texas	1-3	23-27	3	-10.0	Zimmerman	
6-2	D	at Texas	4-7	23-28	3	-11.0	Sele	
6-4	N	Cincinnati	Postponed due to power outage. Rescheduled for June 5.					
6-5	TN	Cincinnati	4-9	23-29	3	-11.5	Parris	
6-5	TN	Cincinnati	4-7 (10)	23-30	3	-12.0	Williamson	
6-6	D	Cincinnati	3-14	23-31	3	-13.0	Sullivan	
6-7	N	St. Louis	5-7	23-32	T3	-13.5	Slacumb	
6-8	N	St. Louis	11-10	24-32	T3	-12.5	SERVICE (3-0)	
6-9	N	St. Louis	17-13	25-32	3	-12.5	WHISENANT (2-1)	
6-11	N	at Pittsburgh	10-3	26-32	3	-12.0	ROSADO (4-5)	
6-12	N	at Pittsburgh	8-9	26-33	3	-13.0	Christiansen	
6-13	D	at Pittsburgh	4-8	26-34	4	-14.0	Schmidt	
6-14	N	at Baltimore	1-7	26-35	4	-14.5	Erickson	
6-15	N	at Baltimore	5-6 (10)	26-36	4	-15.5	Timlin	
6-16	D	at Baltimore	1-2	26-37	4	-16.5	Ponson	
6-18	N	at Toronto	6-5	27-37	4	-16.0	WITASICK (2-5)	
6-19	D	at Toronto	0-7	27-38	4	-17.0	Halladay	
6-20	D	at Toronto	1-2	27-39	4	-18.0	Wells	
6-21	N	at Toronto	4-11	27-40	4	-19.0	Hamilton	
6-22	N	Detroit	4-2	28-40	4	-18.0	ROSADO (5-6)	
6-23	N	Detroit	10-1	29-40	3	-18.0	WITASICK (3-5)	
6-24	D	Detroit	4-6	29-41	4	-18.0	N. Cruz	
6-25	N	Cleveland	8-2	30-41	4	-17.0	SUPPAN (4-4)	
6-26	N	Cleveland	11-7	31-41	3	-16.0	MONTGOMERY (1-3)	
6-27	D	Cleveland	5-6	31-42	3	-17.0	Reed	
6-28	N	Cleveland	1-6	31-43	T3	-18.0	Nagy	
6-29	N	Chicago	7-4	32-43	3	-18.0	APPIER (7-6)	
6-30	N	Chicago	9-10 (10)	32-44	T3	-18.0	Howry	
7-1	N	Chicago	2-6	32-45	T3	-19.0	Baldwin	
7-2	N	at Cleveland	9-7 (10)	33-45	3	-18.0	WHISENANT (3-3)	
7-3	D	at Cleveland	8-9	33-46	3	-19.0	Candiotti	
7-3	N	at Cleveland	5-9	33-47	3	-20.0	Langston	
7-4	D	at Cleveland	10-9	34-47	3	-19.0	APPIER (8-6)	

DAY-BY-DAY RECORD

Losing Pitcher	Daily Att.	Home Op. No.	Att. Total	Road Op. No.	Att. Total
APPIER (0-1)	40,257	1	40,257		
ROSADO (0-1)	13,903	2	54,160		
SUPPAN (0-1)	13,356	3	67,516		
Sirotko	26,243			1	26,243
Navarro	11,908			2	38,151
Baldwin	10,503			3	48,654
SANTIAGO (0-1)	42,798			4	91,452
SUPPAN (0-2)	42,926			5	134,378
Sirotko	11,326	4	78,842		
MONTGOMERY (0-1)	11,766	5	90,608		
BARBER (1-1)	18,529	6	109,137		
SUPPAN (0-3)	11,919	7	121,056		
WITASICK (0-1)	11,217	8	132,273		
Guardado	10,826	9	143,099		
MONTGOMERY (0-2)	13,209	10	156,308		
Hasegawa	15,664	11	171,972		
APPIER (2-2)	36,682			6	171,060
Guzman	35,175			7	206,235
Erickson	34,347			8	240,582
Pettitte	29,054	12	201,026		
PITTSLEY (1-1)	29,692	13	230,718		
SANTIAGO (1-2)	24,666	14	255,084		
Hernandez	18,021	15	273,405		
Hernandez	15,470			9	256,052
WITASICK (0-2)	16,111			10	272,163
MORMAN (1-1)	15,321			11	287,484
Milton	16,417			12	303,901
Perkins	17,052			13	320,953
Lincoln	11,581			14	332,534
Hawkins	9,636			15	342,170
PITTSLEY (1-2)	12,141	16	285,546		
Carpenter	13,073	17	298,619		
ROSADO (2-2)	19,573	18	318,192		
Fassero	25,445			16	367,941
Paniagua	38,215			17	406,156
FUSSELL (0-1)	36,637			18	442,793
Heredia	14,212	19	332,404		
Candiotti	13,727	20	346,131		
Oquist	15,172	21	361,303		
WITASICK (1-3)	29,547	22	390,850		
FUSSELL (0-2)	36,224	23	427,074		
Paniagua	26,149	24	453,223		
ROSADO (3-3)	6,839			19	449,632
SUPPAN (3-4)	9,216			20	458,848
WITASICK (1-4)	13,180			21	472,028
Finley	30,946			22	502,974
FUSSELL (0-3)	29,749			23	532,723
ROSADO (3-4)	31,429			24	564,152
SANTIAGO (2-3)	28,962			25	593,114
WHISENANT (1-1)	25,184			26	618,298
APPIER (6-3)	32,598			27	650,896
ROSADO (3-5)					
MONTGOMERY (0-3)	27,228	25	480,451		
WITASICK (1-5)	25,600	26	506,051		
APPIER (6-4)	37,248	27	543,299		
Oliver	37,297	28	580,596		
Radinsky	37,484	29	618,080		
Benson	31,052			28	681,948
WHISENANT (2-2)	29,569			29	711,517
WHISENANT (2-3)	28,261			30	739,778
APPIER (6-5)	37,501			31	777,279
SERVICE (3-1)	41,377			32	818,656
ROSADO (4-6)	41,913			33	860,569
Hentgen	24,245			34	884,814
APPIER (6-6)	23,369			35	908,183
SERVICE (3-2)	24,211			36	932,394
FUSSELL (0-4)	20,394			37	952,788
Florie	14,696	30	632,776		
Thompson	19,021	31	651,797		
MATHEWS (2-1)	22,506	32	674,303		
Wright	32,147	33	706,450		
Rincon	29,358	34	735,808		
BYRDAK (0-1)	17,094	35	752,902		
WITASICK (3-6)	23,429	36	776,331		
Navarro	15,027	37	791,358		
SERVICE (3-3)	14,026	38	805,384		
PISCIOTTA (0-1)	18,697	39	824,081		
Shuey	43,172			38	995,960
PISCIOTTA (0-2)	43,086			39	1,039,046
WENGERT (0-1)	40,707			40	1,079,753
Burba	43,018			41	1,122,771

1999 ROYALS

Date	D-N	Opponent	Score	Rec.	Pos.	GB	Winning Pitcher	
7-6	N	at Chicago	8-7 (10)	35-47	3	-19.0	WHISENANT (4-3)	
7-7	N	at Chicago	1-7	35-48	3	-19.0	Parque	
7-8	D	at Chicago	5-6	35-49	3	-20.0	Foulke	
7-9	N	Houston	5-6	35-50	3	-20.0	Cabrera	
7-10	N	Houston	2-3	35-51	4	-21.0	Hampton	
7-11	D	Houston	3-7	35-52	4	-21.0	Lima	
7-15	N	at Milwaukee	Postponed due to accident at Miller Park.					
7-16	TN	at Milwaukee	0-2	35-53	4	-22.0	Woodard	
7-16	TN	at Milwaukee	12-10	36-53	3	-21.0	RAY (1-0)	
7-17	N	at Milwaukee	3-11	36-54	3	-21.0	Nomo	
7-18	D	at Chicago-NL	5-4	37-54	3	-20.0	SUPPAN (5-5)	
7-19	N	at Chicago-NL	10-2	38-54	3	-19.0	WITASICK (4-6)	
7-20	D	at Chicago-NL	7-8	38-55	3	-20.0	Sanders	
7-21	N	at Detroit	5-10	38-56	4	-20.0	Thompson	
7-22	D	at Detroit	8-9	38-57	5	-20.0	Florie	
7-23	N	Oakland	12-7	39-57	5	-19.0	MORMAN (2-1)	
7-24	N	Oakland	2-12	39-58	5	-19.0	Oquist	
7-25	D	Oakland	13-11 (10)	40-58	5	-18.0	SERVICE (4-3)	
7-27	N	Seattle	9-7	41-58	T3	-18.5	APPIER (9-9)	
7-28	N	Seattle	5-3	42-58	T3	-18.5	ROSADO (6-8)	
7-29	D	Seattle	4-8	42-59	4	-19.0	Halama	
7-30	N	at Texas	2-9	42-60	4	-20.0	Loaiza	
7-31	N	at Texas	12-8	43-60	4	-20.0	REICHERT (1-0)	
8-1	N	at Texas	5-12	43-61	4	-20.0	Sele	
8-2	N	at Anaheim	12-4	44-61	4	-20.0	ROSADO (7-8)	
8-3	N	at Anaheim	7-0	45-61	3	-20.0	SUPPAN (C, 6-6)	
8-4	N	at Anaheim	3-4	45-62	3	-20.0	Hill	
8-6	N	Minnesota	8-9	45-63	4	-20.0	Miller	
8-7	N	Minnesota	5-6	45-64	4	-21.0	Wells	
8-8	D	Minnesota	3-7	45-65	4	-21.0	Hawkins	
8-9	N	Boston	5-2	46-65	4	-21.0	SUPPAN (C, 7-6)	
8-10	N	Boston	6-9 (10)	46-66	4	-22.0	Wakefield	
8-11	D	Boston	3-9	46-67	4	-23.0	Saberhagen	
8-12	N	Tampa Bay	6-7	46-68	4	-23.5	Witt	
8-13	N	Tampa Bay	2-1	47-68	4	-23.5	SERVICE (5-4)	
8-14	N	Tampa Bay	4-11	47-69	4	-24.5	Rupe	
8-15	D	Tampa Bay	3-5	47-70	4	-25.5	Eiland	
8-17	N	at New York	2-5	47-71	4	-25.0	Hernandez	
8-18	N	at New York	3-0	48-71	4	-24.0	REICHERT (2-1)	
8-19	D	at New York	4-1 (11)	49-71	4	-24.0	Rigby (4-6)	
8-20	N	at Tampa Bay	4-5	49-72	4	-25.0	hernandez	
8-21	N	at Tampa Bay	2-8	49-73	4	-26.0	Eiland	
8-22	D	at Tampa Bay	1-2	49-74	T4	-27.0	Arrojo	
8-23	N	Baltimore	2-4	49-75	T4	-27.0	Erickson	
8-24	N	Baltimore	3-5 (10)	49-76	T4	-27.0	Kamieniecki	
8-25	N	Baltimore	8-6	50-76	4	-27.0	SUPPAN (8-7)	
8-26	N	Baltimore	6-0	51-76	4	-26.5	WITASICK (C, 5-10)	
8-27	N	at Minnesota	1-4	51-77	4	-27.5	Milton	
8-28	N	at Minnesota	3-4 (10)	51-78	5	-28.5	Wells	
8-29	D	at Minnesota	2-6	51-79	5	-28.5	Hawkins	
8-30	N	at Boston	1-9	51-80	5	-29.5	P. Martinez	
8-31	N	at Boston	3-6	51-81	5	-30.5	Garces	
9-1	N	at Boston	3-4	51-82	5	-31.5	Mercker	
9-2	D	at Boston	4-2	52-82	5	-31.5	SUZUKI (1-2)	
9-3	N	Toronto	4-5	52-83	5	-32.5	Quantrill	
9-4	N	Toronto	3-6	52-84	5	-32.5	Hentgen	
9-5	D	Toronto	6-3	53-84	5	-32.5	WITASICK (6-11)	
9-7	N	New York	6-3	54-84	5	-32.0	ROSADO (8-13)	
9-8	N	New York	5-9	54-85	5	-32.0	Hernandez	
9-10	N	Texas	7-3	55-85	5	-32.0	STEIN (1-1)	
9-11	N	Texas	9-6	56-85	5	-32.0	SUPPAN (9-9)	
9-12	D	Texas	6-3	57-85	5	-31.0	WITASICK (7-11)	
9-13	N	Texas	4-8 (10)	57-86	5	-32.0	Wetteland	
9-14	TN	Anaheim	6-8	57-87	5	-32.0	Pote	
9-14	TN	Anaheim	5-6	57-88	5	-32.5	Hasegawa	
9-15	N	Anaheim	0-1	57-89	5	-32.5	Finley	
9-16	D	Anaheim	7-1	58-89	5	-31.5	SUPPAN (10-9)	
9-17	N	at Oakland	9-3	59-89	5	-30.5	WITASICK (8-11)	
9-18	D	at Oakland	4-8	59-90	5	-31.5	Olivares	
9-19	D	at Oakland	3-12	59-91	5	-31.5	Heredia	
9-20	N	at Seattle	10-9	60-91	5	-30.5	SANTIAGO (3-4)	
9-21	N	at Seattle	3-13	60-92	5	-31.5	Garcia	
9-22	N	at Seattle	12-6	61-92	5	-31.5	WITASICK (9-11)	
9-24	N	at Detroit	7-3	62-92	5	-31.0	ROSADO (9-14)	
9-25	D	at Detroit	3-11	62-93	5	-32.0	Nitkowski	
9-26	D	at Detroit	1-6	62-94	5	-33.0	Borkowski	
9-27	D	at Detroit	2-8	62-95	5	-33.5	Moehler	
9-28	N	Cleveland	1-2	62-96	5	-34.5	Brower	
9-29	N	Cleveland	5-2	63-96	5	-33.5	ROSADO (10-14)	
10-1	N	Detroit	9-5	64-96	4	-33.0	SUZUKI (2-5)	
10-2	N	Detroit	3-4	64-97	4	-33.0	Weaver	
10-3	D	Detroit	Game Canceled Due to Rain.					

DAY-BY-DAY RECORD

Losing Pitcher	Daily Att.	Home Op. No.	Att. Total	Road Op. No.	Att. Total
Foulke	11,251			42	1,134,022
SUZUKI (0-1)	11,963			43	1,145,985
BYRDAK (0-2)	14,738			44	1,154,968
MONGOMERY (1-4)	22,652	40	846,733		
APPIER (8-7)	30,033	41	876,766		
SUPPAN (4-5)	19,560	42	896,272		
Rescheduled for July 16.					
APPIER (8-8)					
Pittsley	27,254			45	1,184,222
ROSADO (5-7)	29,273			46	1,213,495
Tapani	38,655			47	1,252,150
Trachsel	38,725			48	1,290,875
BARBER (1-2)	39,081			49	1,329,956
APPIER (8-9)	19,064			50	1,329,020
ROSADO (5-8)	29,322			51	1,376,342
Haynes	21,325	43	917,597		
WITASICK (4-7)	29,739	44	947,336		
Harville	20,454	45	967,790		
Fassero	18,232	46	986,022		
Garcia	17,476	47	1,003,498		
SUPPAN (5-6)	20,147	48	1,023,645		
WITASICK (4-8)	39,611			52	1,415,953
Munoz	46,539			53	1,462,502
BARBER (1-3)	31,698			54	1,494,200
McDowell	17,209			55	1,511,229
Fyhrie	18,454			56	1,529,683
WITASICK (4-9)	18,216			57	1,547,899
SERVICE (4-4)	23,471	49	1,047,116		
RIGBY (0-1)	38,391	50	1,085,507		
RIGBY (0-2)	15,595	51	1,101,102		
Portugal	18,248	52	1,119,350		
WHISENANT (4-4)	15,906	53	1,135,256		
ROSADO (7-9)	15,157	54	1,150,413		
REICHERT (1-1)	16,201	55	1,166,614		
Yan	23,835	56	1,190,449		
SUPPAN (7-7)	20,684	57	1,211,133		
SUZUKI (0-2)	19,162	58	1,230,295		
ROSADO (7-10)	31,631			58	1,579,530
Pettitte	38,947			59	1,618,477
Grimsley	42,325			60	1,660,802
SERVICE (5-5)	18,396			61	1,679,198
WITASICK (4-10)	35,769			62	1,714,967
ROSADO (7-11)	27,864			63	1,742,831
REICHERT (2-2)	14,222	59	1,244,517		
WALLACE (0-1)	12,171	60	1,256,688		
Linton	12,033	61	1,268,721		
Ponson	13,246	62	1,281,967		
ROSADO (7-12)	11,176			64	1,754,007
MORMAN (2-2)	14,136			65	1,768,143
STEIN (0-1)	11,585			66	1,779,728
SUPPAN (8-8)	32,705			67	1,812,433
WITASICK (5-11)	32,177			68	1,844,610
ROSADO (C, 7-13)	31,743			69	1,876,353
R. Martinez	31,387			70	1,907,740
MORMAN (2-3)	13,857	63	1,295,824		
SUPPAN (8-9)	15,243	64	1,311,067		
Escobar	15,315	65	1,326,382		
Cone	14,207	66	1,340,589		
RUSCH (0-1)	15,247	67	1,355,836		
Loaiza	14,234	68	1,370,070		
Helling	24,683	69	1,394,753		
Sele	12,590	70	1,407,343		
SANTIAGO (2-4)	11,643	71	1,418,986		
MORMAN (2-4)					
BYRDAK (0-3)	11,290	72	1,430,276		
CARTER (0-1)	10,781	73	1,441,057		
Ortiz	11,602	74	1,452,659		
Hudson	9,492			71	1,917,218
ROSADO (8-14)	13,651			72	1,930,869
FUSSELL (0-5)	13,914			73	1,944,783
Hinchliffe	33,254			74	1,978,037
SUPPAN (10-10)	34,179			75	2,012,216
Halama	38,016			76	2,050,232
Mlicki	39,030			77	2,089,262
SUZUKI (1-5)	41,164			78	2,130,426
STEIN (1-2)	41,586			79	2,172,012
SUPPAN (10-11)	43,356			80	2,215,368
WITASICK (9-12)	11,009	75	1,463,668		
Nagy	11,814	76	1,475,482		
Borkowski	13,382	77	1,488,864		
SUPPAN (10-12)	17,204	78	1,506,068		

1999 KANSAS CITY ROYALS RECAP

GENERAL: The Kansas City Royals finished in 4th place in the American League Central, 32.5 games behind the division champion Cleveland Indians...the Royals owned a 21-18 record on May 20 and stood 1 game behind the wild-card leading New York Yankees before losing 79 of their final 125 games...Kansas City scored 856 runs, which ranked 1st all-time in club history, surpassing the previous mark of 851 set in 1979, but allowed a club record 921 runs.

RECORD: The Royals finished 4th in the American League's Central Division with a 64-97 mark...KC finished in 3rd place in 1998, but in last the previous 2 years...the Royals held a 21-18 record and resided in 2nd place on May 20...the club lost 14 of its next 16 and 22 of its next 28 to slide to 19 games back and into 4th place on June 21...the Royals dropped a season-high 9 straight games from May 29 to June 7...KC concluded the 1st half with a 5-game losing skid and had a 35-52 record to stand 21 games out in 4th place at the All-Star Break...the Royals began the 2nd half with a 10-9 stretch, but lost 21 of the next 27 games to fall into 5th place...Kansas City won 4 of 6 from a pair of '99 playoff teams September 7-13, gaining a split in a 2-game set vs. New York and taking 3 out of 4 against Texas...in the campaign's final week, Kansas City moved past the Minnesota Twins, who lost their last 8 games of the season...the Royals finished 1/2 game in front of Minnesota and, 5 games behind Detroit.

ATTENDANCE: After a slight drop in attendance last year, Kansas City enjoyed a rise in its total from 1,494,875 in 1998...the Royals drew 1,506,068 in 78 dates at Kauffman Stadium, an average of 19,309 fans per contest...the 78 home dates were the 2nd fewest in the American League...the average attendance ranked as the 11th best mark in the league, compared with 10th in 1998...the Royals-St. Louis Cardinals 3-game series at Kauffman Stadium on June 7-9 drew 112,029 fans...it was the 2nd highest 3-game total in the decade, behind only the Royals-Chicago Cubs 3-game clash on June 26-28, 1998 (112,590)...Opening Day drew 40,257 fans, which ranked 5th among Opening Day attendance in club history...the Royals attracted 38,391 people on August 7 on George Brett Celebration Night, the highest total at Kauffman Stadium besides Opening Day...the Royals drew 2,215,368 in 80 road dates, an average of 27,692 to rank 8th in the league...the largest crowd to watch the Royals was a throng of 46,549 that saw Kansas City down Texas 12-8 on July 31 at The Ballpark in Arlington.

BY MONTHS: The Royals logged a 9-11 mark in April, their 10th straight non-winning mark April...Kansas City has registered a .385 winning percentage in April (77-123) since 1990...the Royals went 14-15 during the month of May...KC sustained a 9-18 swoon in June, the 2nd worst posting in June next to a 7-19 mark in 1970...the club underwent an 11-16 July...KC managed an 8-21 record in August, the worst August mark in club history, surpassing the 8-20 total in 1974...the Royals rebounded for a 12-14 mark in September and went 1-1 in October to close out the year.

BY DIVISION: Kansas City owned a 16-33 record versus the American League's Eastern Division teams (9-17 at home and 7-16 on the road)...the Royals registered a 5-4 mark against the 1999 American League Champion New York Yankees, but managed marks of 4-6 against Baltimore, 3-7 against Toronto and 2-8 vs. Boston and Tampa Bay...KC posted a 20-28 record against Central Division opponents

1999 ROYALS RECAP

(9-14 at home, 11-14 on the road)...the club held a 6-6 posting vs. Chicago, but had records of 4-7 vs. Detroit, 5-8 against Minnesota and 5-7 vs. Central champs Cleveland...KC had a 22-24 record against Western Division foes (13-9 at home, 9-15 on the road)...the Royals owned a 7-5 mark vs. Seattle and a 6-6 mark against Oakland, but went 5-7 vs. Anaheim and 4-6 against Texas.

INTERLEAGUE GAMES: The Royals logged a 6-12 record against National League foes...KC dropped a 3-game set to Cincinnati in the Reds 1st-ever visit to Kauffman Stadium...the Royals took 2 out of 3 against St. Louis, then lost 2 of 3 in Pittsburgh...KC sustained a 3-game sweep vs. Houston prior to the All-Star break...the Royals fell in 2 out of 3 games at Milwaukee, but won 2 of 3 games versus Chicago in Wrigley Field to conclude interdivisional play.

"I-70" SERIES: Royals fans were treated to watching the home run king Mark McGwire and intrastate rival St. Louis on June 7-9...Kansas City claimed 2 wins from the Cardinals in the 3-game set...the Royals lost the opener, 7-5...KC took the 2nd contest, 11-10, despite a Mark McGwire homer that brought the Cards within a run...KC closed the series with a marathon 17-13 victory that included a towering 435-foot shot by McGwire...the 4 hour and 9 minute contest was the longest 9-inning game in Royals history.

A ROYAL INDUCTION: Throughout 1999, the community of Kansas City and the Royals organization celebrated the induction of George Brett into the Baseball Hall of Fame...the 3-time batting champ was inducted into baseball's most hallowed shrine on Sunday, July 25 in Cooperstown, NY...Kauffman Stadium featured a showing of the ceremonies on the JumboTron that afternoon following KC's contest vs. Oakland...the legend was later honored in front of 38,391 fans on George Brett Celebration Night on August 7.

HOME AND ROAD: The Royals suffered their 2nd worst home record at 33-47, next to a 29-51 mark in 1998...KC logged a 31-50 mark on the road, the 5th worst in club history...the Royals rolled against Oakland (5-1) and Texas (3-1) at Kauffman Stadium, their only winning records at home...they produced .500 marks against New York (3-3) and Seattle (3-3)...the club lagged at Kauffman versus Boston (1-5), Minnesota (1-5), Tampa Bay (1-3), Cincinnati (0-3) and Houston (0-3)...the Royals produced winning postings at Seattle (4-2), Minnesota (4-3), Chicago White Sox (2-1), Chicago Cubs (2-1) and New York (2-1) and had a .500 mark at Anaheim (3-3)...Kansas City slipped on the road at Tampa Bay (1-5), Detroit (1-5), Texas (1-5), Oakland (1-5) and Toronto (1-3).

GRASS AND TURF: The Royals were 55-83 on grass with a .283 average and 744 runs scored (5.4 runs/game) coupled with a 5.37 ERA...KC has registered a 167-225, .426, mark since moving to the grass surface in 1995...Kansas City logged a 9-14 mark on artificial turf this season with a .272 clip and 112 runs (4.9 runs/game) along with a 5.21ERA.

DAY AND NIGHT: Kansas City registered a 14-32 record during day games and were 50-65 in night contests...the club was 6-13 under the rays at Kauffman Stadium and 8-19 in road day games...the Royals were 27-34 under the lights at the "K" and 23-31 in road night games...during the day, the club hit .270 with 203 runs (4.4 runs/game) and logged a 5.60 ERA...KC batted .286 with 653 runs (5.7 runs/game) along with a 5.25 ERA.

1999 ROYALS RECAP

LEFT AND RIGHT: The Royals were 15-17 against left-handed starters and 49-80 when they opposed right-handed starting pitchers...the club hit .289 (306-for-1060) against southpaws and .280 against right-handers (1278-for-4564)...left-handed batters hit at a .297 clip (709-for-2389) against Royals pitchers, while right-handed hitters posted a .282 average (898-for-3190) against KC hurlers.

THE ROSTER: The Royals used 50 players during the 1999 season...the roster included 27 pitchers and 23 position players...22 of the 50 players appeared for the 1st time in a Royals uniform in 1999.

THE ROOKIES: The Royals used 17 rookies during the 1999 season...3 of the rookies were on the Opening Day roster (Carlos Beltran, Carlos Febles and Jose Santiago)...the remaining rookies to wear the Kansas City togs were Dee Brown, Tim Byrdak, Lance Carter, Chad Durbin, Jeremy Giambi, Jed Hansen, Orber Moreno, Dan Murray, Mark Quinn, Ken Ray, Dan Reichert, Mac Suzuki and Derek Wallace...of this group, 6 made their major league debuts (Carter, Durbin, Moreno, Quinn, Ray and Reichert).

THE MANAGER: Tony Muser led the Royals as manager in 1999, his 2nd full season at the post...he finished with a 64-97 mark and owns a career record of 167-324 for a .416 winning percentage covering 2 1/2 seasons.

OFFENSE: The Royals concluded the 1999 season with 856 runs scored, the highest in club history and ranked 7th in the league...the team's 800 RBI also was a franchise record...KC posted a .282 team batting average, which stood 3rd in the league, 19 points and 9 spots higher than in 1998...the team's 1,584 hits were the 5th most in team history...the Royals stole 127 bases and were caught just 39 times for a 77 percent success rate...KC has now stolen at least 100 bases in 13 consecutive seasons and 27 out of 28 years.

HOME RUNS: Jermaine Dye blasted 27 home runs in 1999 to lead the club, including a team-high 9 in July...the Royals clubbed 151 homers as a team, the 4th highest total in franchise history.

GRAND SLAMS: Larry Sutton blasted a grand slam on May 1 against New York's Tony Fossas for his 1st career grand slam...Mike Sweeney launched his 1st grand slam on May 14 at Seattle off Tony Fassero.

MULTI-HOMER GAMES: The Royals had a player go deep twice in a game a total of 13 times in '99...Jermaine Dye led the way with the 1st 4 multi-homer games of his career...he accomplished the feat at Cleveland on July 4 and again on July 6, vs. Boston on August 9 and vs. Anaheim in the 1st game of a doubleheader on September 14...Joe Randa turned the trick 3 times: at Pittsburgh on June 11, at Chicago White Sox on July 6 and vs. Oakland on July 25...Mike Sweeney had 3 multi-homer contests, belting 2 at Tampa Bay on May 5, at Detroit on July 21 and at Texas on July 30...Mark Quinn smacked 2 homers in his 1st big league contest vs. Anaheim on September 14 in the nightcap of a doubleheader and did it again at Seattle on September 20...Carlos Beltran homered twice vs. Cincinnati in game 1 of a twinbill on June 5.

1999 ROYALS RECAP

DESIGNATED HITTING: Thirteen different Royals started a game at designated hitter during the year: Mike Sweeney (69 starts), Jeremy Giambi (48), Scott Pose (13), Scott Leius (5), Larry Sutton (4), Johnny Damon (4), Dee Brown (2), Joe Vitiello (2), Carlos Beltran (1), Jeff King (1), Chad Kreuter (1), Jermaine Dye (1) and Mark Quinn (1)...the DH's combined for healthy offensive numbers, including a .296 average, 18 home runs, 30 doubles, 97 RBI and 94 runs.

PINCH HITTING: Kansas City pinch hitters registered a .156 average, going 15-for-96 with 0 homers and 10 RBI...Scott Pose was the team's most frequent pinch hitter, leading the A.L. with 39 at-bats...his 7 pinch-hit hits ranked 3rd in the circuit.

PITCHING: The Royals pitching staff surrendered the most runs (921) in franchise history in 1999...the team's ERA of 5.35 was also the highest mark in team annals and was the highest in the league...the team also ranked 14th in the circuit in saves (29), strikeouts (831) and opponents batting average allowed (.288)... individually, Jose Rosado finished 5th in earned run average (3.85), 7th in opponents batting average (.248) and tied for 4th in complete games (5)...Jeff Suppan ranked 10th among A.L. pitchers in walks-to-innings-pitched ratio, yielding just 2.7 walks per 9 innings.

STARTERS: Fourteen different Royals started games on the hill in 1999, with Jose Rosado (33 starts), Jeff Suppan (32) and Jay Witasick (28) leading the way...three Royals set career highs for victories during the campaign: Rosado (10), Suppan (10) and Witasick (9)...in addition to tying for the team-high in wins, Rosado posted the best ERA (3.85) and led the staff in strikeouts (141)...Kansas City starters compiled a 5.14 ERA throughout the season, which tied for the 7th best mark in the league.

RELIEVERS: Kansas City's bullpen struggled throughout the season, blowing 30 save opportunities in 59 save chances...it was the 2nd highest number of blown saves in major league history...the team's 29 saves were the fewest in the A.L. and the 36 relief losses were the most in the circuit...the relievers' collective ERA of 5.77 ranked 13th in the league...Jeff Montgomery lead the team in saves (12) for the 11th straight season and finished his career with 304, the 9th most in big league history.

FIELDING: The team fielded at a .980 percentage, which tied for 10th in the American League...the squad turned 188 double plays to rank 3rd in the league...it was the 2nd highest number of twin killings in club history, behind only the 192 recored in 1973...Rey Sanchez was the club's top individual fielder with a .982 fielding percentage that ranked 3rd among A.L. shortstops...Jermaine Dye tied for the A.L. lead with a club record 17 outfield assists, while Carlos Beltran threw out 16 runners.

CLOSE GAMES: Kansas City's overall record was a reflection of how the team fared in close contests...the club went just 11-32 in 1-run games, including a 6-17 mark on the road and a 5-15 mark at Kauffman Stadium...the Royals were 10-14 in 2-run contests for a combined 21-46 record, a .313 winning percentage, in games decided by 2 runs or less (referred to by manager Tony Muser as swing games)...in '98, the club had a 33-23 record in swing games...in addition, the Royals were 5-10 in extra-inning affairs in 1999.

1999 ROYALS RECAP

DOUBLEHEADERS: The Royals participated in 3 doubleheaders in 1999, earning 1 split while getting swept twice...they split a twinbill at Milwaukee on July 16, falling 2-0 in the afternoon game but rallying to take the night cap by a 12-10 final...Cincinnati took a pair from the Royals in Kauffman Stadium on June 5 by counts of 9-4 and 7-4...Kansas City was also swept in a double-dip on September 14 vs. Anaheim by scores of 8-6 and 6-5.

INJURIES: Jeremy Giambi (left hamstring pull) and Hipolito Pichardo (right elbow strain) opened the season on the shelf...Jeff King (lower back soreness) was placed on the Disabled List in April...Larry Sutton (left elbow soreness) and Orber Moreno (right elbow soreness) were put on the D.L. in May...Jose Santiago (right trapezius soreness) was placed on the 15-day D.L. in June...a trio of Royals went on the shelf in July: Terry Mathews (right rotator cuff strain), Scott Leius (dislocated right shoulder) and Jeff Montgomery (hip soreness)...in August, Leius and Pichardo were transferred to the 60-day D.L., while Carlos Febles (extensor tendon of left pinky finger) and Dan Reichert (cracked bone in right elbow) were put on the Disabled List...Reichert was transferred to the 60-day D.L. in September.

ALL-STARS: Pitcher Jose Rosado earned his 2nd All-Star Game appearance as he represented Kansas City in Boston's Fenway Park...it was the 9th straight year in which the Royals sent just one player to the Mid-Summer Classic...Rosado was the lone left-hander on the American League's staff...he threw 1.0 shutout inning of relief, allowing 1 hit while striking out 1 in the A.L.'s 4-1 triumph.

AWARD RECIPIENTS: Jermaine Dye and Jose Rosado earned Royals Player and Pitcher of the Month honors for April...it was the 1st such award for Dye and the 4th for Rosado...Johnny Damon and Kevin Appier were selected by the Kansas City media in May...Joe Randa and Jeff Suppan snatched the monthly awards for June, marking the 1st time either player had been honored in Kansas City...Randa won his 2nd straight honor in July, while Scott Service took home his 1st pitching prize of the campaign...Mike Sweeney earned August's batting accolades, while Suppan snagged his 2nd pitching award of the year...Mark Quinn's 1st month in the big leagues went well enough to garner September's trophy, while Jay Witasick also grabbed his 1st Royals award in the season's final month.

FREE AGENTS: Six Royals were eligible for free agency following the season...the list included: Chad Kreuter, Scott Leius, Jeff Montgomery, Hipolito Pichardo, Rey Sanchez and Tim Spehr. Leius and Montgomery announced their retirement from the game following the season.

1999 Runs and Runs Allowed

SCORING RUNS: Here's the Royals record when scoring each number of runs: 0 (0-4); 1 (0-15); 2 (1-15); 3 (3-21); 4 (4-18); 5 (7-13); 6 (6-3); 7 (9-3); 8 (5-5); 9 (7-1); 10 (6-0); 11 (4-0); 12 (6-0); 13 (3-0); 14 (1-0); 15 (1-0); 16 (0-0); 17 (1-0).

RUNS ALLOWED: Here's the Royals record when allowing each number of runs: 0 (3-0); 1 (8-1); 2 (11-5); 3 (13-3); 4 (7-11); 5 (4-11); 6 (4-17); 7 (6-11); 8 (1-13); 9: (2-12); 10 (3-3); 11 (1-5); 12 (0-3); 13 (1-1); 14 (0-1).

1999 MAJOR LEAGUE STANDINGS

A.L. EAST

	W	L	PCT	GB
New York	98	64	.605	-
Boston	94	68	.580	4.0
Toronto	84	78	.519	14.0
Baltimore	78	84	.481	20.0
Tampa Bay	69	93	.426	29.0

N.L. EAST

	W	L	PCT	GB
Atlanta	103	59	.636	-
New York	96	66	.593	7.0
Philadelphia	77	85	.475	26.0
Montreal	68	94	.420	35.0
Florida	64	98	.395	39.0

A.L. CENTRAL

	W	L	PCT	GB
Cleveland	97	65	.599	-
Chicago	75	86	.466	21.5
Detroit	69	92	.429	27.5
Royals	64	97	.398	32.5
Minnesota	63	97	.394	33.0

N.L. CENTRAL

	W	L	PCT	GB
Houston	97	65	.599	-
Cincinnati	96	66	.593	1.0
Pittsburgh	78	83	.484	18.5
St. Louis	75	86	.466	21.5
Milwaukee	74	87	.460	22.5
Chicago	67	95	.414	30.0

A.L. WEST

	W	L	PCT	GB
Texas	95	67	.586	-
Oakland	87	75	.537	8.0
Seattle	79	83	.488	16.0
Anaheim	70	92	.432	25.0

N.L. WEST

	W	L	PCT	GB
Arizona	100	62	.617	-
San Fran.	86	76	.531	14.0
Los Angeles	77	85	.475	23.0
San Diego	74	88	.457	26.0
Colorado	72	90	.444	28.0

New York defeated Texas, 3-0.
 Boston defeated Cleveland, 3-2.
 New York defeated Boston, 4-1.
 New York defeated Atlanta, 4-0.

Atlanta defeated Houston, 3-1.
 New York defeated Arizona, 3-1.
 Atlanta defeated New York, 4-2.

1999 ROYALS MISCELLANEOUS

	Home		Road		Totals	
	W	L	W	L	W	L
Shutouts	1	2	2	2	3	4
SHO - Individual	1	0	1	0	2	0
Extra Innings	2	6	3	4	5	10
One-Run Decisions	5	15	6	17	11	32
Two-Run Decisions	5	10	5	4	10	14
vs. LH Starters	6	7	9	10	15	17
vs. RH Starters	27	40	22	40	49	80
Grass Fields	33	47	22	36	55	83
Artificial Fields	0	0	9	14	9	14
Day Games	6	13	8	19	14	32
Night Games	27	34	23	31	50	65
vs. Baltimore	2	2	2	4	4	6
vs. Boston	1	5	1	3	2	8
vs. New York	3	3	2	1	5	4
vs. Tampa Bay	1	3	1	5	2	8
vs. Toronto	2	4	1	3	3	7
Totals vs. East	9	17	7	16	16	33
vs. Chicago	3	3	2	4	5	7
vs. Cleveland	2	4	4	2	6	6
vs. Detroit	3	2	1	5	4	7
vs. Minnesota	1	5	4	3	5	8
Totals vs. Central	9	14	11	14	20	28
vs. Anaheim	2	4	3	3	5	7
vs. Oakland	5	1	1	5	6	6
vs. Seattle	3	3	4	2	7	5
vs. Texas	3	1	1	5	4	6
Totals vs. West	13	9	9	15	22	24
Totals vs. A.L.	31	40	27	45	58	85
vs. Chicago	0	0	2	1	2	1
vs. Cincinnati	0	3	0	0	0	3
vs. Houston	0	3	0	0	0	3
vs. Milwaukee	0	0	1	2	1	2
vs. Pittsburgh	0	0	1	2	1	2
vs. St. Louis	2	1	0	0	2	1
Totals vs. N.L.	2	7	4	5	6	12
Overall Totals	33	47	31	50	64	97

1999 A.L. CLUB STATISTICS

Batting

CLUB	AVG	AB	R	H	2B	3B	HR	RBI	SH	SF	BB	IBB	SO	SB	CS	GIDP
Texas	.293	5651	945	1653	304	29	230	897	35	62	611	41	937	111	54	147
Cleveland	.289	5634	1009	1629	309	32	209	960	54	67	743	41	1099	147	50	136
Kansas City	.282	5624	856	1584	294	52	151	800	46	56	535	25	932	127	39	156
New York	.282	5568	900	1568	302	36	193	855	22	53	718	47	978	104	57	137
Toronto	.280	5642	883	1580	337	14	212	856	28	45	578	29	1077	119	48	129
Baltimore	.279	5637	851	1572	299	21	203	804	41	55	615	34	890	107	46	146
Boston	.278	5579	836	1551	334	42	176	808	34	56	597	27	929	67	39	131
Chicago	.277	5644	777	1563	298	37	162	742	40	45	499	22	810	110	50	138
Tampa Bay	.274	5586	772	1531	272	29	145	728	30	48	544	24	1042	73	49	157
Seattle	.269	5572	859	1499	263	21	244	825	38	48	610	38	1095	130	45	114
Minnesota	.264	5495	686	1450	285	30	105	643	24	56	500	28	978	118	60	151
Detroit	.261	5481	747	1433	289	34	212	704	35	39	458	19	1049	108	70	108
Oakland	.259	5519	893	1430	287	20	235	845	39	41	770	32	1129	70	37	129
Anaheim	.256	5494	711	1404	248	22	158	673	41	42	511	24	1022	71	45	135
TOTALS	.275	11725	4121	2635	507	8289	13967	689	78126	21447	419	11140	713	431	1462	1914

Pitching

CLUB	W	L	ERA	G	CG	SHO	SV	IP	H	R	ER	HR	HB	BB	SO	WP	BK		
Boston	94	68	4.00	162	6	12	50	1436.2	1396	718	638	160	55	469	1131	28	0		
New York	98	64	4.13	162	6	10	50	1439.2	1402	731	661	158	57	581	1111	49	4		
Oakland	87	75	4.69	162	6	5	48	1438.1	1537	846	750	160	54	569	967	57	8		
Baltimore	78	84	4.77	162	17	10	33	1435.0	1468	815	760	198	49	647	983	55	6		
Anaheim	70	92	4.79	162	4	7	37	1431.1	1472	826	762	177	56	624	877	65	5		
Cleveland	97	65	4.90	162	3	6	46	1450.1	1503	860	788	197	54	634	1120	54	3		
Chicago	75	86	4.92	162	6	3	39	1438.1	1608	870	786	210	61	596	968	60	9		
Toronto	84	78	4.92	162	14	9	39	1439.0	1582	862	787	191	53	575	1009	55	4		
Minnesota	63	97	5.00	161	13	8	34	1423.1	1591	845	791	208	28	487	927	57	6		
Tampa Bay	69	93	5.06	162	6	5	45	1433.0	1606	913	805	172	79	695	1055	52	5		
Texas	95	67	5.07	162	6	9	47	1436.1	1626	859	809	186	40	509	979	50	2		
Detroit	69	92	5.17	161	4	6	33	1421.0	1528	882	817	209	70	583	976	43	4		
Seattle	79	83	5.24	162	7	6	40	1433.2	1613	905	834	191	71	684	980	63	3		
Kansas City	64	97	5.35	161	11	3	29	1420.2	1607	921	844	202	68	643	831	60	6		
TOTALS	1122	4.86	109	570	99	20076.2	21539	10832	795	13914	65	1141	1133	99	20076.2	11853	2619	8296	748

Fielding

CLUB	PCT	G	PO	A	E	TC	DP	TP	PB
Baltimore	.986	162	4305	1781	89	6175	191	0	5
Minnesota	.985	161	4270	1613	92	5975	150	0	12
Cleveland	.983	162	4351	1739	106	6196	154	0	8
Anaheim	.983	162	4294	1723	106	6123	156	0	20
Toronto	.983	162	4317	1664	106	6087	165	0	13
Detroit	.982	161	4263	1623	106	5992	156	0	12
New York	.982	162	4319	1577	111	6007	132	0	18
Seattle	.981	162	4301	1689	113	6103	182	0	8
Texas	.981	162	4309	1729	119	6157	169	1	2
Oakland	.980	162	4315	1700	122	6137	166	0	18
Kansas City	.980	161	4262	1727	125	6114	188	0	10
Boston	.979	162	4310	1548	127	5985	132	0	31
Tampa Bay	.978	162	4299	1776	135	6210	198	0	12
Chicago	.977	162	4315	1563	136	6014	149	0	14
TOTALS	.981	1133	60230	23452	1593	85275	2288	1	183

Roster Limitations

Rosters are limited to 25 players from Opening Day through August 31 and 40 players from September 1 through the conclusion of the season. Players in military service do not count against the under control list while on active duty. Upon separation from the service, a player will be reinstated to his club's normal player limits after he has completed a 15-day trial period or has participated in a championship game, whichever comes first.

1999 ROYALS STATISTICS

PLAYER	AVG	G	AB	R	H	2B	3B	HR	RBI	SH	SF	HP	BB	SO	SB	CS	GIDP	E
Beltran,C	.293	156	663	112	194	27	7	22	108	0	10	4	46	123	27	8	17	12
RIGHT	.265	-	147	-	39	5	2	7	20	0	2	2	11	43	-	-	4	-
LEFT	.300	-	516	-	155	22	5	15	88	0	8	2	35	80	-	-	13	-
Brown,D	.080	12	25	1	2	0	0	0	0	0	0	0	2	7	0	0	0	1
Damon,J	.307	145	583	101	179	39	9	14	77	3	4	3	67	50	36	6	13	4
Dye,J	.294	158	608	96	179	44	8	27	119	0	6	1	58	119	2	3	17	6
Fasano,S	.233	23	60	11	14	2	0	5	16	0	1	7	7	17	0	1	1	0
Fables,C	.256	123	453	71	116	22	9	10	53	12	3	9	47	91	20	4	16	14
Giambi,J	.285	90	288	34	82	13	1	3	34	1	4	3	40	67	0	0	7	2
Hansen,J	.203	49	79	16	16	1	0	3	5	4	1	0	10	32	0	1	0	1
Holbert,R	.280	34	100	14	28	3	0	0	5	6	1	0	8	20	7	4	4	2
King,J	.236	21	72	14	17	2	0	3	11	0	1	3	15	10	2	0	1	2
Kreuter,C	.225	107	324	31	73	15	0	5	35	2	2	6	34	65	0	0	16	3
RIGHT	.279	-	43	-	12	1	0	2	5	0	0	4	5	-	-	3	-	
LEFT	.217	-	281	-	61	14	0	3	30	2	2	6	30	60	-	-	13	-
Leius,S	.203	37	74	8	15	1	0	1	10	0	3	1	4	8	1	0	1	2
Lopez,M	.400	7	20	2	8	0	1	0	3	0	0	1	0	5	0	0	0	0
Martinez,F	.143	6	7	1	1	0	0	0	0	0	0	0	0	0	0	0	1	0
RIGHT	.000	-	1	-	0	0	0	0	0	0	0	0	0	0	-	-	0	-
LEFT	.167	-	6	-	1	0	0	0	0	0	0	0	0	0	-	-	1	-
Pose,S	.285	86	137	27	39	3	0	0	12	1	1	0	21	22	6	2	3	1
Quinn,M	.333	17	60	11	20	4	1	6	18	0	0	1	4	11	1	0	1	1
Randa,J	.314	156	628	92	197	36	8	16	84	1	7	3	50	80	5	4	15	22
Sanchez,R	.294	134	479	66	141	18	6	2	56	10	3	4	22	48	11	5	14	13
Scarsone,S	.206	46	68	2	14	5	0	0	6	1	1	0	9	24	1	0	0	3
Spehr,T	.206	60	155	26	32	7	0	9	26	2	2	6	22	47	1	0	2	3
Sutton,L	.225	43	102	14	23	6	0	2	15	1	2	0	13	17	1	0	4	3
Sweeney,M	.322	150	575	101	185	44	2	22	102	0	4	10	54	48	6	1	21	12
Vitiello,J	.146	13	41	4	6	1	0	1	4	0	0	2	2	9	0	0	2	0
Byrdak,T	.500	33	2	1	1	1	0	0	0	0	0	0	0	0	0	0	0	0
Reichert,D	.333	8	3	0	1	0	0	0	0	1	0	0	0	2	0	0	0	0
Rosado,J	.000	33	5	0	0	0	0	0	0	0	0	0	0	4	0	0	0	2
Suppan,J	.200	32	5	0	1	0	0	0	1	0	0	0	0	0	0	0	0	1
Witasick,J	.000	32	5	0	0	0	0	0	0	0	0	0	0	4	0	0	0	2
PITCHERS	.150	161	20	1	3	1	0	0	1	1	0	0	0	10	0	0	0	14
Royals	.282	161	5624	856	1584	294	52	151	800	46	56	64	535	932	127	39	156	125
Opponents	.288	161	5579	921	1607	254	33	202	870	44	53	68	643	831	111	49	157	141
DH	.296	161	577	94	171	30	1	18	97	2	7	11	68	93	7	2	19	0

PITCHER	W	L	ERA	G	GSCG	SHOSV	IP	H	R	ER	HR	HB	BB	SOWP	BK	OPP		
																AVG	AVG	
Appier,K	9	9	4.87	22	22	1	0	0	140.1	153	81	76	18	6	51	78	5	0.279
Barber,B	1	3	9.64	8	3	0	0	1	18.2	31	20	20	6	2	10	7	0	0.383
Byrdak,T	0	3	7.66	33	0	0	0	1	24.2	32	24	21	5	1	20	17	3	0.308
Carter,L	0	1	5.06	6	0	0	0	0	5.1	3	3	3	2	0	3	3	0	0.167
Durbin,C	0	0	0.00	1	0	0	0	0	2.1	1	0	0	0	0	1	3	1	0.125
Fussell,C	0	5	7.39	17	8	0	0	2	56.0	72	51	46	9	5	36	37	6	0.329
Mathews,T	2	1	4.38	24	1	0	0	1	39.0	44	21	19	4	2	17	19	0	0.289
Montgomery,J	1	4	6.84	49	0	0	0	12	51.1	72	40	39	7	2	21	27	1	0.343
Moreno,O	0	0	5.63	7	0	0	0	0	8.0	4	5	5	1	0	6	7	0	0.143
Morman,A	2	4	4.05	49	0	0	0	1	53.1	66	27	24	6	4	23	31	1	0.307
Murray,D	0	0	6.48	4	0	0	0	0	8.1	9	8	6	4	1	4	8	0	0.265
Pichardo,H	0	0	----	0	0	0	0	0	0.0	0	0	0	0	0	0	0	0	0.000
Pisciotta,M	0	2	8.64	8	0	0	0	0	8.1	9	8	8	1	0	10	3	1	0.281
Pittsley,J	1	2	6.94	5	5	0	0	0	23.1	33	22	18	2	1	15	7	2	0.337
Ray,K	1	0	8.74	13	0	0	0	0	11.1	23	12	11	2	1	6	0	0	0.460
Reichert,D	2	2	9.08	8	8	0	0	0	36.2	48	38	37	2	2	32	20	1	0.327
Rigby,B	4	6	5.06	49	0	0	0	0	83.2	102	51	47	11	7	31	36	6	0.303
KC	1	2	7.17	20	0	0	0	0	21.1	33	20	17	6	2	5	10	3	0.351
Rosado,J	10	14	3.85	33	33	5	0	0	208.0	197	103	89	24	5	72	141	9	0.248
Rusch,G	0	1	15.75	3	0	0	0	0	4.0	7	7	7	1	1	3	4	0	0.368
Santiago,J	3	4	3.42	34	0	0	0	2	47.1	46	23	18	7	2	14	15	2	0.251
Service,S	5	5	6.09	68	0	0	0	8	75.1	87	51	51	13	3	42	68	3	0.294
Stein,B	1	2	4.56	13	12	0	0	0	73.0	65	38	37	11	7	47	47	3	0.241
KC	1	2	4.09	12	11	0	0	0	70.1	59	33	32	10	7	41	43	2	0.230
Suppan,J	10	12	4.53	32	32	4	1	0	208.2	222	113	105	28	3	62	103	5	0.274
Suzuki,M	2	5	6.79	38	13	0	0	0	110.0	124	92	83	16	7	64	68	11	0.286
KC	2	3	5.16	22	9	0	0	0	68.0	77	45	39	9	3	30	36	9	0.287
Wallace,D	0	1	3.24	8	0	0	0	0	8.1	7	4	3	2	0	5	5	0	0.259
Wengert,D	0	1	9.25	11	1	0	0	0	24.1	41	26	25	6	0	5	10	0	0.376
Whisenant,M	4	4	6.35	48	0	0	0	1	39.2	40	28	28	4	26	1	27	1	0.267
Witasick,J	9	12	5.57	32	28	1	1	0	158.1	191	108	98	23	8	83	102	5	0.204
Royals	64	97	5.35	161	161	11	3	29	1420.2	1607	921	844	202	68	643	831	60	0.288
Opponents	97	64	4.90	161	161	5	4	53	1434.2	1584	856	781	151	64	535	932	67	0.282

PINCH HITTING

1999 Royals Pinch Hitters

BATTER	AVG.	G	AB	R	H	TB	2B	3B	HR	RBI	SH	SF	HP	BB	IBB	SO	SB	CS	GDP
Brown	.000	7	5	0	0	0	0	0	0	0	0	0	0	1	0	0	0	0	0
Giambi	.200	11	10	0	2	2	0	0	0	1	0	0	0	1	0	4	0	0	0
Hansen	.333	3	3	1	1	1	0	0	0	0	0	0	0	0	0	1	0	0	0
Holbert	.000	2	2	0	0	0	0	0	0	0	0	0	0	0	0	1	0	0	0
Kreuter	.000	7	7	0	0	0	0	0	1	0	0	0	0	0	0	3	0	0	0
Leius	.111	12	9	0	1	1	0	0	3	0	2	0	0	0	0	0	0	0	0
Pose	.179	50	39	7	7	8	1	0	4	0	0	0	7	0	9	1	0	2	2
Quinn	.000	1	1	0	0	0	0	0	0	0	0	0	0	0	0	1	0	0	0
Scarsone	.167	7	6	0	1	2	1	0	0	0	0	0	1	0	4	0	0	0	0
Spehr	.000	1	1	0	0	0	0	0	0	0	0	0	0	0	0	0	0	0	0
Sutton	.250	11	8	0	2	2	0	0	1	1	1	0	1	0	1	0	0	0	0
Sweeney	.250	4	4	0	1	1	0	0	0	0	0	0	0	0	0	0	0	0	0
Vitiello	.000	1	1	0	0	0	0	0	0	0	0	0	0	0	0	0	0	0	0
Totals	.156	-	96	8	15	17	2	0	10	1	3	0	11	0	24	1	0	2	2

1999 Club Pinch Hitters

CLUB	AVG.	AB	R	H	TB	2B	3B	HR	RBI	SH	SF	HP	BB	IBB	SO	SB	CS	GDP
Boston	.287	101	12	29	46	5	0	4	22	0	3	1	15	2	28	2	0	8
Baltimore	.276	123	15	34	51	3	1	4	25	1	2	2	13	1	31	1	0	4
Oakland	.270	115	17	31	39	8	0	0	22	2	2	2	23	3	31	1	0	2
Cleveland	.267	86	12	23	33	7	0	1	14	1	2	1	9	0	21	0	0	3
Anaheim	.255	98	15	25	37	6	0	2	11	0	2	0	17	0	30	0	1	3
Minnesota	.250	132	15	33	46	5	1	2	25	1	4	2	22	3	29	2	0	4
Chicago	.250	72	7	18	22	4	0	0	11	1	0	0	5	1	11	0	0	4
Texas	.244	45	9	11	16	2	0	1	6	0	1	1	9	0	10	0	0	1
Toronto	.238	84	9	20	36	4	0	4	13	1	2	0	5	2	23	0	0	2
New York	.234	94	5	22	29	4	0	1	17	0	1	0	17	4	30	0	0	2
Detroit	.194	98	9	19	33	6	1	2	10	0	0	1	2	0	24	0	0	0
Seattle	.182	99	7	18	27	3	0	2	12	3	0	1	15	3	17	0	0	3
Tampa Bay	.161	56	7	9	15	4	1	0	1	0	0	2	8	1	15	0	0	0
Kansas City	.156	96	8	15	17	2	0	0	10	1	3	0	11	0	24	1	0	2
Totals	.236	1299	147	307	447	63	4	23	199	11	22	13	171	20	324	7	1	38

Royals Pinch Hitting Year-by-Year

Year	H	AB	HR	RBI	AVG.	Year	H	AB	HR	RBI	AVG.
1969	46	231	3	32	.199	1985	23	147	1	17	.156
1970	35	196	1	16	.179	1986	39	150	2	18	.260
1971	35	152	4	26	.231	1987	31	125	3	16	.248
1972	48	195	1	29	.246	1988	16	92	0	11	.174
1973	20	86	2	20	.233	1989	23	102	2	14	.225
1974	27	109	0	13	.248	1990	19	96	1	13	.198
1975	16	88	3	18	.182	1991	49	193	5	23	.254
1976	28	140	0	14	.200	1992	28	112	0	10	.250
1977	38	131	3	13	.290	1993	33	127	0	23	.260
1978	41	143	1	23	.287	1994	12	46	1	8	.261
1979	31	156	1	22	.199	1995	39	179	6	28	.218
1980	25	115	1	17	.211	1996	42	148	2	26	.284
1981	17	67	0	9	.254	1997	27	127	3	13	.213
1982	12	73	1	15	.164	1998	22	118	1	12	.186
1983	23	76	0	14	.303	1999	15	96	0	10	.156
1984	31	118	2	20	.263	Total	891	3934	50	546	.226

Pinch Hitter Rule

A player shall be considered a pinch hitter only if he enters the game as a substitute batter and then only on his first time at bat which must be before he becomes a fielder. (If the team bats around and a pinch hitter comes up a second time in the inning in which he first appeared, he will not be considered a pinch hitter during that second time up).

A substitute hitter for a designated hitter is both a pinch hitter and a designated hitter on his first time at bat. On subsequent trips to the plate he is a designated hitter only.

DESIGNATED HITTING

1999 Royals Designated Hitters

BATTER	AVG.	G	AB	R	H	TB	2B	3B	HR	RBI	SH	SF	HB	BB	IBB	SO	SB	CS	GDP
Beltran	.500	2	4	1	2	2	0	0	0	2	0	1	0	1	0	1	0	0	0
Brown	.143	2	7	1	1	1	0	0	0	0	0	0	0	1	0	2	0	0	0
Damon	.267	4	15	3	4	9	2	0	1	4	1	0	0	2	0	2	1	0	0
Dye	.000	1	4	0	0	0	0	0	0	0	0	0	0	0	0	2	0	0	0
Giambi	.283	48	173	21	49	63	9	1	1	22	1	3	2	22	2	37	0	0	5
Hansen	.000	3	0	2	0	0	0	0	0	0	0	0	0	0	0	0	0	0	0
King	1.000	1	1	1	1	1	0	0	0	0	0	0	1	0	0	0	0	0	0
Kreuter	.000	1	2	1	0	0	0	0	0	0	0	0	0	2	0	1	0	0	1
Leius	.087	6	23	1	2	5	0	0	1	4	0	0	0	0	0	3	0	0	0
Pose	.280	18	50	11	14	14	0	0	0	6	0	1	0	9	1	8	4	2	1
Quinn	.750	1	4	2	3	10	1	0	2	4	0	0	0	0	0	0	0	0	0
Scarsone	.000	2	2	0	0	0	0	0	0	0	0	0	1	0	2	0	0	0	0
Sutton	.231	5	13	0	3	4	1	0	0	2	0	1	0	0	0	4	0	0	1
Sweeney	.333	71	273	50	91	147	17	0	13	53	0	1	7	28	0	28	2	0	11
Vitiello	.167	2	6	0	1	1	0	0	0	0	0	0	1	2	0	3	0	0	0
Totals	.296	-	577	94	171	257	30	1	18	97	2	7	11	68	3	93	7	2	19

1999 Club Designated Hitters

CLUB	AVG.	AB	R	H	TB	2B	3B	HR	RBI	SH	SF	HB	BB	IBB	SO	SB	CS	GDP
Texas	.323	566	104	183	342	28	1	43	138	1	8	2	94	14	79	5	4	15
Seattle	.318	556	99	177	292	38	1	25	95	1	4	6	104	8	113	9	2	11
Baltimore	.303	588	93	178	302	38	1	28	115	1	6	7	66	4	76	2	5	19
Kansas City	.296	577	94	171	257	30	1	18	97	2	7	11	68	3	93	7	2	19
Boston	.282	611	81	172	292	43	7	21	91	0	1	7	55	2	139	1	0	17
Chicago	.281	573	80	161	257	40	1	18	93	0	9	9	77	12	83	7	0	20
New York	.275	561	87	154	257	32	1	23	84	0	3	2	99	8	124	9	1	13
Oakland	.274	563	117	154	304	30	0	40	125	0	2	12	114	4	155	2	0	17
Cleveland	.265	566	82	150	255	31	1	24	114	1	4	4	87	5	130	4	2	19
Minnesota	.259	572	79	148	235	35	5	14	82	0	6	10	67	5	123	14	7	28
Anaheim	.258	590	66	152	268	29	0	29	106	1	2	7	51	4	118	5	1	13
Tampa Bay	.257	587	92	151	289	19	1	39	109	0	7	8	78	4	166	3	2	25
Detroit	.252	603	79	152	262	39	4	21	68	1	6	6	50	2	86	14	10	10
Toronto	.250	608	80	152	251	27	0	24	81	3	4	6	46	4	129	0	1	13
Totals	.278	8121	1233	2255	3863	459	24	367	1398	11	69	97	1056	79	1614	82	37	239

Royals Designated Hitting Year-by-Year

Year	H	AB	HR	RBI	AVG.	Year	H	AB	HR	RBI	AVG.
1973	130	600	13	70	.217	1987	129	600	25	91	.215
1974	159	601	12	77	.265	1988	161	610	12	89	.264
1975	137	572	26	89	.240	1989	154	618	20	86	.249
1976	173	605	9	79	.286	1990	167	624	14	85	.268
1977	204	661	21	96	.309	1991	158	637	17	80	.248
1978	172	646	16	73	.266	1992	179	643	11	62	.278
1979	173	628	13	104	.275	1993	165	647	20	80	.255
1980	192	663	19	119	.290	1994	110	412	24	90	.267
1981	106	401	6	36	.264	1995	114	534	22	69	.213
1982	195	622	29	136	.314	1996	144	589	15	92	.244
1983	169	620	13	88	.313	1997	155	560	34	106	.277
1984	190	623	10	81	.305	1998	163	606	17	91	.269
1985	159	620	19	112	.256	1999	171	577	18	97	.296
1986	167	648	16	84	.258	Total	4296	16167	471	2362	.266

Designated Hitter Rule

A hitter may be designated to bat for the pitcher in any spot in the batting order in any game without affecting the status of the pitcher. The designated hitter must be selected and be included on the lineup cards presented to the umpire-in-chief prior to the game. Failure to do so precludes the use of a designated hitter for that game.

The designated hitter is "locked" into the batting order but may be removed for a pinch-hitter or pinch-runner, who in turn becomes the designated hitter. The designated hitter, while still in the game, may be used defensively but the pitcher then assumes the batting order of the replaced defensive player, thus terminating the designated hitter role. The designated hitter is eligible for all American League batting titles.

1999 INDIVIDUAL FIELDING

PLAYER	TEAM	PCT	PITCHERS			A	E	TC	DP
			G	GS	PO				
Appier,K	KC	.958	22	22	10	13	1	24	2
Barber,B	KC	1.000	8	3	1	3	0	4	0
Byrdak,T	KC	1.000	33	0	2	6	0	8	1
Carter,L	KC	1.000	6	0	0	1	0	1	0
Durbin,C	KC	.000	1	0	0	0	0	0	0
Fussell,C	KC	.727	17	8	2	6	3	11	3
Mathews,T	KC	1.000	24	1	4	4	0	8	0
Montgomery,J	KC	1.000	49	0	3	9	0	12	2
Moreno,O	KC	1.000	7	0	1	1	0	2	0
Morman,A	KC	.933	49	0	4	10	1	15	1
Murray,D	KC	1.000	4	0	2	0	0	2	0
Pisciotta,M	KC	.667	8	0	0	2	1	3	0
Pittsley,J	KC	.857	5	5	0	6	1	7	0
Ray,K	KC	1.000	13	0	1	3	0	4	2
Reichert,D	KC	1.000	8	8	3	3	0	6	1
Rigby,B	KC	.333	20	0	1	0	2	3	0
Rigby,B	OAK	.714	29	0	1	4	2	7	1
Rosado,J	KC	.944	33	33	7	27	2	36	1
Rusch,G	KC	.000	3	0	0	0	0	0	0
Santiago,J	KC	1.000	34	0	4	4	0	8	0
Service,S	KC	.833	68	0	2	3	1	6	0
Stein,B	KC	1.000	12	11	2	4	0	6	0
Stein,B	OAK	.000	1	1	0	0	0	0	0
Suppan,J	KC	.977	32	32	16	27	1	44	0
Suzuki,M	KC	.917	22	9	5	6	1	12	0
Suzuki,M	SEA	1.000	16	4	1	5	0	6	0
Wallace,D	KC	.500	8	0	0	1	1	2	0
Wengert,D	KC	1.000	11	1	0	3	0	3	0
Whisenant,M	KC	.875	48	0	2	5	1	8	0
Witasick,J	KC	.889	32	28	4	12	2	18	0

PLAYER	TEAM	PCT	CATCHER			A	E	TC	DP
			G	GS	PO				
Fasano,S	KC	1.000	23	20	143	8	0	151	0
Kreuter,C	KC	.994	101	85	460	44	3	507	8
Spehr,T	KC	.990	59	53	274	11	3	288	4
Sweeney,M	KC	1.000	4	3	4	2	0	6	0

Passed Balls: Fasano-1; Kreuter-6; Spehr-3

PLAYER	TEAM	PCT	FIRST BASE			A	E	TC	DP
			G	GS	PO				
Giambi,J	KC	.991	26	25	208	8	2	218	22
Hansen,J	KC	.000	1	0	0	0	0	0	0
King,J	KC	.990	20	20	188	15	2	205	21
Leius,S	KC	.971	13	7	61	6	2	69	13
Scarsone,S	KC	1.000	12	5	69	9	0	78	8
Sutton,L	KC	.987	30	22	215	14	3	232	19
Sweeney,M	KC	.981	74	73	584	41	12	637	76
Vitiello,J	KC	1.000	10	9	65	7	0	72	11

PLAYER	TEAM	PCT	SECOND BASE			A	E	TC	DP
			G	GS	PO				
Febles,C	KC	.97	122	122	272	375	14	661	101
Hansen,J	KC	.989	21	18	44	44	1	89	18
Holbert,R	KC	.978	11	9	14	30	1	45	4
Leius,S	KC	.000	1	0	0	0	0	0	0
Lopez,M	KC	1.000	6	6	11	16	0	27	5
Martinez,F	KC	1.000	1	0	1	2	0	3	1
Scarsone,S	KC	.938	9	6	17	13	2	32	3

PLAYER	TEAM	PCT	THIRD BASE			A	E	TC	DP
			G	GS	PO				
Hansen,J	KC	1.000	4	0	2	1	0	3	0
Holbert,R	KC	.000	1	0	0	0	0	0	0
Leius,S	KC	1.000	10	5	7	14	0	21	3
Randa,J	KC	.952	156	156	119	314	22	455	28
Scarsone,S	KC	.000	3	0	0	0	0	0	0

PLAYER	TEAM	PCT	SHORTSTOP			A	E	TC	DP
			G	GS	PO				
Hansen,J	KC	1.000	10	4	11	22	0	33	3
Holbert,R	KC	.987	22	19	31	46	1	78	16
Leius,S	KC	.000	2	0	0	0	0	0	0
Lopez,M	KC	.000	1	0	0	0	0	0	0
Martinez,F	KC	.000	2	1	0	0	0	0	0
Sanchez,R	KC	.982	134	131	242	452	13	707	111
Scarsone,S	KC	.977	16	6	15	27	1	43	7

PLAYER	TEAM	PCT	OUTFIELDERS			A	E	TC	DP
			G	GS	PO				
Belltran,C	KC	.972	154	154	395	16	12	423	2
Brown,D	KC	.929	3	3	12	1	1	14	0
Damon,J	KC	.987	140	140	301	8	4	313	0
Dye,J	KC	.984	157	155	362	17	6	385	6
Giambi,J	KC	1.000	5	4	5	0	0	5	0
Hansen,J	KC	.000	2	0	0	0	0	0	0
Pose,S	KC	.970	25	11	29	3	1	33	1
Quinn,M	KC	.964	15	15	25	2	1	28	0
Sutton,L	KC	.000	1	1	0	0	0	0	0

1999 HIGHS AND LOWS

TEAM

Longest Winning Streak: 4, May 7-10
 Longest Losing Streak: 9, May 29-June 7
 Most Runs, Inning: 10, 6/26 vs. Cle. (8th)
 Most Runs, Game: 17, 6/9 vs. St.L.
 Most Hits, Inning: 7, 3 times: 5/18 vs. Oak. (7th); 6/30 vs. Chi. (2nd); 7/23 vs. Oak. (3rd)
 Most Hits, Game: 19, 3 times: 5/14 at Sea.; 6/9 vs. St.L.; 7/31 at Tex.
 Most Doubles, Game: 8, 6/9 vs. St.L.
 Most Triples, Game: 2, several times
 Most Home Runs, Game: 5, 4/30 vs. NY.
 Most Extra Base Hits, Game: 9, 3 times: 5/14 at Sea.; 5/18 vs. Oak.; 6/9 vs. St.L.
 Most Stolen Bases, Game: 4, 3 times: 8/20 at TB.; 9/2 at Bos.; 9/7 vs. NY.
 Most Left On Base, Game: 14, 9/2 at Bos.
 Most Errors, Game: 4, twice: 5/25 at Oak.; 6/8 vs. St.L.
 Most Strikeouts, Game (KC pitching): 16, at Oakland, 9/17
 Most Walks, Game (KC pitching): 10, twice: 7/24 vs. Oak.; 7/31 at Tex.
 Longest Game By Innings: 13.0, 4/20 vs. Min.
 Longest Game By Time: 4:08, 6/9 vs. St.L.
 Shortest Game By Time: 2:05, 8/22 at TB.
 Largest Crowd (Home): 40,257, 4/5 vs. Bos.
 Smallest Crowd (Home): 10,826, 4/21 vs. Min.
 Largest Crowd (Road): 46,549, 7/31 at Tex.
 Smallest Crowd (Road): 6,839, 5/25 at Oak.
 Largest Come From Behind Win: 7, twice: 6/26 vs. Cle.; 7/16 at Mil. (G2)
 Largest Blown Lead: 8, 7/3 at Cle.

INDIVIDUAL

Longest Hitting Streak: 25, Sweeney, July 18-August 13
 Most Hits, Game: 5, twice: Randa, 6/9 vs. St.L. and 7/9 vs. Hou.
 Most Runs, Game: 4, twice: Randa, 6/9 vs. St.L.; Sanchez, 9/20 at Sea.
 Most Doubles, Game: 3, Beltran, 5/14 at Sea.
 Most Triples, Game: 2, Randa, 6/8 vs. St.L.
 Most HR, Game: 2, several times
 Most Total Bases, Game: 10, several times
 Most RBI, Game: 6, Dye, 7/4 at Cle.
 Most Stolen Bases, Game: 2, several times
 Most Innings Pitched, Start: 9.0, several times
 Most Innings Pitched, Relief: 4.1, Wengert, 5/1 vs. NY.
 Most SO, Game: 10, Witasick, 9/17 at Oak.
 Most Walks, Game: 6, 3 times: Appier, 6/2 at Tex.; Reichert, 7/25 vs. Oak. and 7/31 at Tex.
 Low-Hit CG: 3, twice: Appier, 5/12 vs. Tor.; Rosado, 8/22 at TB.
 Low-Hit (Combined): 5, twice: 4/11 at Chi.; 8/19 at NY.
 Longest Winning Streak: 4, several times
 Longest Losing Streak: 5, twice: Fussell, 5/16-9/19; Rosado, 8/11-9/1

	KC	OPP.		
Double Plays	188	177		
Triple Plays	0	0		
Left on Base	1165	1204		
Grand Slam HR	2	3		
Home Runs - Home	74	96		
Home Runs - Road	77	106		
Doubleheaders (Home)	WON 0	LOST 2	SPLIT 0	
Doubleheaders (Road)	WON 0	LOST 0	SPLIT 1	

HOW THEY JOINED THE ROYALS

Free Agent Draft: (15)

Player	Draft Year	Round
Carlos Beltran	1995	2
Dee Brown	1996	1
Tim Lincecum	1994	5
Lance Carter	1994	21
Johnny Damon	1992	1-2
Chad Durbin	1996	3
Sal Fasano	1993	37
Jeremy Giambi	1996	6
Justin Lamber	1997	17
Mark Quinn	1995	11
Dan Reichert	1997	1
Jose Rosado	1994	12
Jose Santiago	1994	70
Mike Sweeney	1991	10
Goefrey Tomlinson	1997	4

Acquired by Trade: (14)

Player Acquired	From	Date
Jeff D'Amico	Oakland	7-31-99
With Brad Rigby and Blake Stein in exchange for Kevin Appier.		
Todd Dunwoody	Florida	12-15-99
In exchange for Sean McNally.		
Jermaine Dye	Atlanta	3-27-97
With Jamie Walker in exchange for Michael Tucker and Keith Lockhart.		
Chris Fussell	Baltimore	4-2-99
In exchange for Jeff Conine.		
Dan Murray	New York (NL)	9-14-99
In exchange for Glendon Rusch.		
Joe Randa	New York (NL)	12-10-98
In exchange for Juan LeBron.		
Jeff Reboulet	Baltimore	12-12-99
In exchange for Ray Brown.		
Brad Rigby	Oakland	7-31-99
With Jeff D'Amico and Blake Stein in exchange for Kevin Appier.		
Jerry Spradlin	San Francisco	12-13-99
In exchange for a player to be named later (Ken Ray).		
Blake Stein	Oakland	7-31-99
With Jeff D'Amico and Brad Rigby in exchange for Kevin Appier.		
Jeff Suppan	Arizona	9-3-98
In exchange for cash considerations.		
Jamie Walker	Atlanta	3-27-97
With Jermaine Dye in exchange for Michael Tucker and Keith Lockhart.		
Derek Wallace	New York (NL)	8-13-99
In exchange for Jeremy Jackson.		
Jay Witasick	Oakland	3-30-99
In exchange for cash and a player to be named (Scott Chaiison).		

Signed as Major League Free Agent: (4)

Player	Date
Ricky Bottalico	1-14-00
Tyler Green	11-10-99
Brian Johnson	12-14-99
Rey Sanchez	12-10-98

Signed as Minor League Free Agent: (2)

Player	Date
Ray Holbert	11-16-98
Scott Pose	12-16-98

Signed as Non-Drafted Free Agent: (2)

Player	Date
Carlos Febles	11-2-93
Orber Moreno	11-10-93

Claimed off Waivers: (3)

Player	From	Date
David Lundquist	Chicago (AL)	10-20-99
Jason Rakers	Cleveland	11-17-99
Mac Suzuki	New York (NL)	6-22-99

1999 ROYALS PLAYER TRANSACTIONS

Date	Player/Position	Transaction
3/12	Tim Byrdak, LHP	Optioned to Omaha Golden Spikes
	Jeff Austin, RHP	Reassigned to minor league camp
	Jaime Bluma, RHP	Reassigned to minor league camp
	Chris George, LHP	Reassigned to minor league camp
	Brian Bevil, RHP	Unconditionally released
	John Cummings, LHP	Unconditionally released
	Allen McDill, LHP	Unconditionally released
	Jamie Walker, LHP	Unconditionally released
3/16	Mark Quinn, OF	Optioned to Omaha Golden Spikes
	Scott Mullen, LHP	Optioned to Wichita Wranglers
	Dee Brown, OF	Optioned to Wilmington Blue Rocks
	Jeremy Hill, C	Reassigned to minor league camp
	Paul Phillips, C	Reassigned to minor league camp
3/17	Ricky Pickett, LHP	Sold to Texas Rangers
3/18	Dario Veras, RHP	Optioned to Omaha Golden Spikes
	Rick Krivda, LHP	Reassigned to minor league camp
	Joe Roa, RHP	Reassigned to minor league camp
	Rico Rossy, INF	Reassigned to minor league camp
	Kennie Steenstra, RHP	Reassigned to minor league camp
	Dave Swartzbaugh, RHP	Reassigned to minor league camp
	Joe Vitiello, 1B	Reassigned to minor league camp
	Steve Gibraltar, OF	Reassigned to minor league camp
	Tony Tarasco, OF	Unconditionally released
3/20	Bart Evans, RHP	Optioned to Omaha Golden Spikes
	Orber Moreno, RHP	Optioned to Omaha Golden Spikes
	Jed Hansen, INF	Optioned to Omaha Golden Spikes
3/21	Ken Ray, RHP	Optioned to Omaha Golden Spikes
3/23	Shane Halter, INF	Traded to New York Mets in exchange for Jonathan Guzman
	Pete Smith, RHP	Unconditionally released
3/26	Alvin Morman, LHP	Outrighted to Omaha Golden Spikes
	Dan Reichert, RHP	Reassigned to minor league camp
	Henry Mercedes, C	Reassigned to minor league camp
	Tim Scott, RHP	Released from minor league contract
	Dario Veras, RHP	Outrighted off roster
3/27	Jeremy Giambi, OF	Placed on 15-day D.L. (left hamstring)
3/28	Hipolito Pichardo, RHP	Placed on 15-day D.L. (right elbow)
3/30	Jay Witasick, RHP	Obtained from Oakland Athletics in exchange for a player to be named and cash
3/31	Erik Hanson, RHP	Unconditionally released
	A.J. Sager, RHP	Unconditionally released
4/1	Glendon Rusch, LHP	Optioned to Omaha Golden Spikes
	Scott Pose, OF	Reassigned to minor league camp
	Les Norman, OF	Reassigned to minor league camp
	Terry Mathews, RHP	Reassigned to minor league camp
4/2	Chris Fussell, RHP	Obtained from Baltimore in exchange for Jeff Conine

OPENING DAY ROSTER (April 5, 1999)

Pitchers (11): Kevin Appier, Brian Barber, Jeff Montgomery, Jim Pittsley, Jose Rosado, Jose Santiago, Scott Service, Jeff Suppan, Don Wengert, Matt Whisenant, Jay Witasick

Catchers (3): Chad Kreuter, Tim Spehr, Mike Sweeney

Infielders (6): Carlos Febles, Jeff King, Scott Leius, Joe Randa, Rey Sanchez, Steve Scarsons

Outfielders (5): Carlos Beltran, Johnny Damon, Jermaine Dye, Scott Pose, Larry Sutton

Disabled List (2): Jeremy Giambi, Hipolito Pichardo

4/21	Terry Mathews, RHP	Contract purchased from Omaha
	Brian Barber, RHP	Outrighted to Omaha Golden Spikes
4/23	Jeff King, INF	Placed on 15-day D.L., retro to 4/19 (sore lower back)
	Alvin Morman, LHP	Contract purchased from Omaha
4/28	Jeremy Giambi, INF	20-day rehab. assignment with Omaha

1999 PLAYER TRANSACTIONS

Date	Player/Position	Transaction
5/9	Jeff King, INF	Activated from 15-day D.L.
	Don Wengert, RHP	Optioned to Omaha Golden Spikes
5/15	Jim Pittsley, RHP	Designated for release or assignment
	Jeremy Giambi, OF	Returned from rehab. assignment; activated from D.L.
5/16	Jeremy Giambi, OF	Optioned to Omaha Golden Spikes
	Chris Fussell, RHP	Recalled from Omaha Golden Spikes
5/24	Jeff King, INF	Voluntarily retired
5/25	Orber Moreno, RHP	Recalled from Omaha Golden Spikes
6/6	Larry Sutton, INF	Placed on 15-day D.L. (left elbow)
	Jeremy Giambi, INF	Recalled from Omaha Golden Spikes
6/12	Alvin Morman, LHP	Optioned to Omaha Golden Spikes
	Jed Hansen, INF	Recalled from Omaha Golden Spikes
6/15	Jed Hansen, INF	Optioned to Omaha Golden Spikes
	Tim Byrdak, LHP	Recalled from Omaha Golden Spikes
6/18	Marc Pisciotta, RHP	Acquired from Allanta Braves in exchange for Jose Cepeda
6/19	Orber Moreno, RHP	Placed on 15-day D.L., retro to 6/10 (right biceps soreness)
	Marc Pisciotta, RHP	Contract purchased from Omaha
6/22	Mac Suzuki, RHP	Claimed off waivers from New York Mets
6/23	Tim Byrdak, LHP	Optioned to Omaha Golden Spikes
	Mac Suzuki, RHP	Placed on active roster
6/25	Jose Santiago, RHP	Placed on 15-day D.L. (sore right trapezius), retro to 6/20
	Tim Byrdak, LHP	Recalled from Omaha Golden Spikes
	Steve Scarson, INF	Optioned to Omaha Golden Spikes
	Jed Hansen, INF	Recalled from Omaha Golden Spikes
6/27	Chris Fussell, RHP	Optioned to Omaha Golden Spikes
	Alvin Morman, LHP	Contract purchased from Omaha
7/1	Terry Mathews, RHP	Placed on 15-day D.L. (right rotator cuff strain)
7/3	Don Wengert, RHP	Recalled from Omaha Golden Spikes
7/4	Scott Leius, INF	Placed on 15-day D.L. (dislocated right shoulder)
	Steve Scarson, INF	Recalled from Omaha Golden Spikes
7/9	Ken Ray, RHP	Recalled from Omaha Golden Spikes
	Dan Reichert, RHP	Contract purchased from Omaha
	Don Wengert, RHP	Designated for Assignment
	Marc Pisciotta, RHP	Designated for Assignment
7/14	Jeff Montgomery, RHP	Placed on 15-day D.L.
	Brian Barber, RHP	Contract purchased from Omaha
7/25	Larry Sutton, 1B/OF	Recalled from rehab assignment
7/26	Orber Moreno, RHP	Rehab assignment at Gulf Coast
7/27	Ray Holbert, INF	Contract purchased from Omaha
	Larry Sutton, 1B/OF	Optioned to Omaha Golden Spikes
	Glendon Rusch, LHP	Recalled from Omaha Golden Spikes
	Steve Scarson, INF	Optioned to Omaha Golden Spikes
	Tim Byrdak, LHP	Optioned to Omaha Golden Spikes
	Jose Santiago, RHP	Recalled from rehab assignment
7/31	Brad Rigby, RHP,	Acquired from Oakland A's in exchange for
	Blake Stein, RHP and	Kevin Appier
	Jeff D'Amico, RHP	
	Jeff D'Amico, RHP	Optioned to Omaha Golden Spikes
8/1	Glendon Rusch, LHP	Optioned to Omaha Golden Spikes
	Scott Leius, INF	Transferred to 60-day D.L.
	Hipolito Pichardo, RHP	Transferred to 60-day D.L.
8/9	Terry Mathews, RHP	Recalled from rehab assignment
	Jeff Montgomery, RHP	Recalled from rehab assignment
8/10	Brian Barber, RHP	Outrighted to Omaha Golden Spikes
	Ken Ray, RHP	Optioned to Omaha Golden Spikes
	Terry Mathews, RHP	Reinstated from D.L.
	Jeff Montgomery, RHP	Reinstated from D.L.
8/13	Derek Wallace, RHP	Acquired from New York Mets in exchange for Jeremy Jackson

1999 PLAYER TRANSACTIONS

Date	Player/Position	Transaction
8/14	Terry Mathews, RHP	Released
	Matt Whisenant, LHP	Released
	Chris Fussell, RHP	Recalled from Omaha Golden Spikes
	Derek Wallace, RHP	Contract purchased from Omaha
8/24	Carlos Febles, INF	Placed on 15-day D.L. (extensor tendon of left pinky finger)
	Steve Scarsone, INF	Recalled from Omaha Golden Spikes
8/25	Dan Reichert, RHP	Placed on 15-day D.L. (right elbow)
	Tim Byrdak, LHP	Recalled from Omaha Golden Spikes
9/1	Sal Fasano, C	Recalled from Omaha Golden Spikes
	Dee Brown, OF	Recalled from Wichita Wranglers
	Joe Vitiello, INF	Contract purchased from Omaha
	Felix Martinez, INF	Contract purchased from Wichita Wranglers
9/3	Dan Reichert, RHP	Transferred to 60-day D.L.
	Mendy Lopez, INF	Contract purchased from Omaha
9/5	Glendon Rusch, LHP	Recalled from Omaha Golden Spikes
9/11	Jed Hansen, INF	Optioned to Omaha Golden Spikes
	Steve Scarsone, INF	Released
9/12	Jose Santiago, RHP	Recalled from rehab. assignment
	Mark Quinn, OF	Recalled from Omaha Golden Spikes
	Jed Hansen, INF	Recalled from Omaha Golden Spikes
9/13	Jose Santiago, RHP	Reinstated from D.L.
9/14	Dan Murray, RHP	Acquired from New York Mets in exchange for Glendon Rusch
	Lance Carter, RHP	Contract purchased from Wichita Wranglers
9/15	Larry Sutton, INF	Recalled from Omaha Golden Spikes
9/17	Carlos Febles, INF	Reinstated from D.L.
9/24	Chad Durbin, RHP	Contract purchased from Wichita Wranglers
	Orber Moreno, RHP	Transferred to 60-day D.L.
	Bart Evans, RHP	Recalled from Omaha - not to report
	Scott Mullen, LHP	Recalled from Omaha - not to report
	Jeff D'Amico, RHP	Recalled from Omaha - not to report
	Ken Ray, RHP	Recalled from Omaha - not to report
10/6	Felix Martinez, INF	Claimed on waivers by Philadelphia
	Jed Hansen, INF	Claimed on waivers by San Diego
	Joe Vitiello, INF	Outrighted to Omaha
	Bart Evans, RHP	Outrighted to Omaha
10/8	Joe Vitiello, INF	Elected free agency
	Bart Evans, RHP	Elected free agency
10/12	Larry Sutton, INF	Outrighted to Omaha
10/14	Jermaine Dye, OF	Signed two-year contract thru 2001, avoiding salary arbitration
10/20	David Lundquist, RHP	Claimed off waivers from Chicago White Sox
10/29	Chad Kreuler, C	Elected free agency
	Rey Sanchez, INF	Elected free agency
	Scott Leius, INF	Reinstated from D.L.; Elected free agency
11/1	Hipolito Pichardo, RHP	Reinstated from D.L.
11/2	Tim Spehr, C	Elected free agency
11/10	Tyler Green, RHP	Signed as a free agent
	Jeff Montgomery, RHP	Elected free agency
11/11	Hipolito Pichardo, RHP	Elected free agency
11/16	Dan Reichert, RHP	Reinstated from D.L.
	Orber Moreno, RHP	Reinstated from D.L.
11/17	Jason Rakers, RHP	Claimed off waivers from Cleveland Indians
11/20	Jamie Walker, LHP	Contract purchased from Omaha
	Goef Tomlinson, OF	Contract purchased from Wichita
	Justin Lamber, LHP	Contract purchased from Wilmington
12/7	Rey Sanchez, INF	Signed as a free agent
12/12	Jeff Reboulet, INF	Obtained from Baltimore Orioles for a player to be named later (INF Ray Brown)
	Scott Service, RHP	Designated for assignment

1999 PLAYER TRANSACTIONS

Date	Player/Position	Transaction
12/13	Alvin Morman, LHP	Released
	Jerry Spradlin, RHP	Obtained from San Francisco Giants for a player to be named later
	Mendy Lopez, INF	Released
12/14	Brian Johnson, C	Signed as a free agent
12/15	Todd Dunwoody, OF	Obtained from Florida Marlins in exchange for minor league INF Sean McNally
	Scott Service, RHP	Released
12/16	Jose Rosado, P	Signed two-year contract thru 2001, avoiding salary arbitration
1/7	Ken Ray, RHP	Sent to San Francisco to complete the deal for Jerry Spradlin
1/13	Johnny Damon, OF	Signed one-year contract, avoiding salary arbitration
1/14	Ricky Bottalico, RHP	Signed as a free agent
	Mike Sweeney, 1B	Signed one-year contract, avoiding salary arbitration
1/18	Jeff Suppan, RHP	Signed one-year contract, avoiding salary arbitration

Royals Won-Loss Breakdown

	Home		Road		Totals			
	1999	All-Time	1999	All-Time	1999	All-Time	1999	All-Time
Vs. RHP	27-40	939-759	22-40	802-885	49-80	1741-1644		
Vs. LHP	6-7	392-346	9-10	338-422	15-17	730-768		
	Extra Innings		1-Run Games		Shutouts		Doubleheaders	
	1999	All-Time	1999	All-Time	1999	All-Time	1999	All-Time
	W-L	W-L	W-L	W-L	W-L	W-L	W-L	W-L
Anaheim	0-0	21-13	1-5	60-63	1-1	43-25	0-1-0	10-6-4
Baltimore	0-2	15-19	0-2	50-68	1-0	22-23	0-0-0	1-3-7
Boston	0-1	13-15	0-1	52-42	0-1	27-23	0-0-0	3-2-11
Chicago (AL)	1-1	27-16	1-3	77-62	0-0	23-32	0-0-0	8-2-9
Cleveland	1-1	15-14	1-3	53-55	0-0	28-21	0-0-0	4-2-6
Detroit	0-0	17-12	0-2	57-42	0-0	15-18	0-0-0	4-1-6
Minnesota	1-2	20-24	1-4	68-63	0-0	23-23	0-0-0	5-2-10
New York	1-0	16-16	0-1	44-62	1-0	20-21	0-0-0	1-6-4
Oakland	1-0	26-20	0-0	52-74	0-0	31-31	0-0-0	4-7-12
Seattle	0-0	12-6	3-0	48-29	0-0	16-14	0-0-0	0-1-5
Tampa Bay	0-0	2-1	1-4	3-4	0-0	1-1	0-0-0	0-0-0
Texas	0-2	17-17	0-1	63-57	0-0	25-24	0-0-0	7-2-4
Toronto	0-0	13-13	1-2	38-41	0-1	15-25	0-0-0	3-0-1
Chicago (NL)	0-0	1-0	1-1	2-3	0-0	0-0	0-0-0	0-0-0
Cincinnati	0-1	0-1	0-0	0-0	0-0	1-1	0-1-0	0-1-0
Houston	0-0	0-0	0-2	0-2	0-0	1-1	0-0-0	0-0-0
Milwaukee	0-0	18-18	0-0	72-56	0-1	21-20	0-0-1	11-2-9
Pittsburgh	0-0	0-0	0-1	0-1	0-0	0-0	0-0-0	0-0-0
St. Louis	0-0	0-0	1-0	1-1	0-0	0-1	0-0-0	0-0-0
Totals	5-10	233-205	11-32	740-725	3-4	312-304	0-2-1	61-37-88

Royals History



ROYALS ALL-TIME STANDINGS

Year	Position	Won	Lost	Pct.	GB	Attendance
1969	*Fourth	69	93	.426	28	902,183
1970	*Fourth (Tied)	65	97	.401	33	693,047
1971	*Second	85	76	.528	16	910,784
1972	*Fourth	76	78	.494	16.5	707,656
1973	*Second	88	74	.543	6	1,345,341
1974	*Fifth	77	85	.475	13	1,173,292
1975	*Second	91	71	.562	7	1,151,836
1976	*First	90	72	.556	+2.5	1,680,265
1977	*First	102	60	.630	+8	1,852,603
1978	*First	92	70	.567	+5	2,255,493
1979	*Second	85	77	.525	3	2,261,845
1980	*+First	97	65	.599	+14	2,288,714
1981	*Fourth	50	53	.485	11	1,279,403
1982	*Second	90	72	.556	3	2,284,464
1983	*Second	79	83	.488	20	1,963,875
1984	*First	84	78	.519	+3	1,810,018
1985	*+First	91	71	.562	+1	2,162,717
1986	*Third (Tied)	76	86	.469	16	2,320,764
1987	*Second	83	79	.512	2	2,392,471
1988	*Third	84	77	.522	19.5	2,350,181
1989	*Second	92	70	.568	7	2,477,700
1990	*Sixth	75	86	.466	27.5	2,244,956
1991	*Sixth	82	80	.506	13	2,161,537
1992	*Fifth (Tied)	72	90	.444	24	1,867,689
1993	*Third	84	78	.519	10	1,934,578
1994	^Third	64	51	.557	4	1,400,494
1995	^Second	70	74	.486	30	1,233,296
1996	^Fifth	75	86	.466	24	1,436,007
1997	^Fifth	67	94	.416	19	1,517,638
1998	^Third	72	89	.447	16.5	1,494,875
1999	^Fourth	64	97	.398	32.5	1,506,068
Totals		2471	2412	.506	—	53,061,790

*Western Division

+A.L. Pennant

^Central Division

Bold Denotes World Series Championship

Royals Month-By-Month Records

	1969	1970	1971	1972	1973	1974	1975	1976	1977
April	9-10	7-12	11-11	6-8	13-8	8-11	11-9	5-7	11-8
May	12-15	12-15	12-11	7-16	14-15	17-11	16-11	20-10	10-15
June	10-18	7-19	15-12	18-9	15-15	12-14	14-14	19-10	17-12
July	11-18	12-19	14-16	15-16	18-10	14-14	15-14	17-12	18-8
August	10-17	13-16	18-12	14-14	14-12	18-13	16-12	17-14	20-11
September	15-15	14-15	15-14	15-13	14-14	8-20	19-11	12-16	25-5
October	2-0	0-1	1-2	0-2	-	0-2	-	0-3	1-1
Totals	69-93	65-97	85-76	76-78	88-74	77-85	91-71	90-72	102-60
	1978	1979	1980	1981	1982	1983	1984	1985	1986
April	14-5	11-10	10-8	3-10	11-8	10-7	8-11	11-8	9-10
May	11-14	17-11	17-10	12-15	14-13	11-13	12-15	14-13	14-14
June	13-17	14-14	17-12	5-5	16-11	14-14	13-14	12-14	14-15
July	20-8	10-17	18-9	-	15-12	12-15	17-15	17-10	9-17
August	13-16	19-11	23-7	10-11	21-11	17-18	17-12	15-12	14-14
September	20-10	14-14	8-18	18-10	11-16	13-15	17-11	18-12	13-15
October	1-0	-	4-1	-	2-1	2-1	-	4-2	3-1
Totals	92-70	85-77	97-65	50-53	90-72	79-83	84-78	91-71	76-86
	1987	1988	1989	1990	1991	1992	1993	1994	1995
April	9-10	12-10	16-8	6-12	8-11	3-17	9-14	9-11	2-2
May	18-9	11-17	14-13	14-14	13-14	14-14	16-9	16-13	14-13
June	12-16	17-10	14-12	11-16	12-15	15-12	13-15	15-13	15-10
July	10-18	12-15	13-14	17-12	16-10	13-14	16-12	18-10	10-18
August	16-13	18-10	21-8	17-12	18-11	14-14	15-14	6-4	17-13
September	15-13	14-13	14-14	10-18	14-15	12-16	13-13	-	12-17
October	3-0	0-2	0-1	0-2	1-4	1-3	2-1	-	0-1
Totals	83-79	84-77	92-70	75-86	82-80	72-90	84-78	64-51	70-74
	1996	1997	1998	1999	Totals				
March	-	-	1-0	-	1-0				
April	9-18	11-12	11-15	9-11	282-312				
May	15-12	12-16	9-17	14-15	422-413				
June	10-17	13-13	15-13	9-18	417-419				
July	14-13	8-19	12-15	11-16	422-415				
August	14-15	11-18	16-13	8-21	480-400				
September	13-11	12-16	8-16	12-15	418-421				
October	-	-	-	1-1	29-32				
Totals	75-86	67-94	72-89	64-97	2471-2412				

Bold-denotes most wins in a month



ROYALS CLUB STATISTICS 1969-99

Batting

Year	AVG.	AB	R	H	2B	3B	HR	RBI	SH	SF	SB	CS
1969	.240	5462	586	1311	179	32	98	538	57	38	129	70
1970	.244	5503	611	1341	202	41	97	572	63	27	97	53
1971	.250	5295	603	1323	225	40	80	573	45	59	130	46
1972	.255	5167	580	1317	220	26	78	547	72	38	85	44
1973	.261	5508	755	1440	239	40	114	703	49	47	105	69
1974	.259	5582	667	1448	232	42	89	623	56	43	146	76
1975	.261	5491	710	1431	263	58	118	667	68	51	155	75
1976	.269	5540	713	1490	259	57	65	656	71	71	218	106
1977	.277	5594	822	1549	299	77	146	773	49	58	170	87
1978	.268	5474	743	1469	305	59	98	695	55	72	216	84
1979	.282	5653	851	1596	286	79	116	791	57	76	207	76
1980	.286	5714	809	1633	266	59	115	766	34	63	185	43
1981	.267	3560	397	952	169	29	61	381	26	35	100	53
1982	.285	5629	784	1603	295	58	132	746	32	49	133	48
1983	.271	5598	696	1515	273	54	109	653	32	33	182	47
1984	.268	5543	673	1487	269	52	117	639	41	55	106	62
1985	.252	5500	687	1384	261	49	154	657	44	41	128	49
1986	.252	5561	654	1403	264	45	137	618	24	33	97	46
1987	.262	5499	715	1443	239	40	168	677	34	42	125	43
1988	.259	5469	704	1419	275	40	121	671	46	51	137	54
1989	.261	5475	690	1428	227	41	101	653	42	50	154	51
1990	.267	5488	707	1465	316	44	100	660	31	54	107	62
1991	.264	5584	727	1475	290	41	117	689	53	47	119	68
1992	.256	5501	610	1411	284	42	75	568	45	46	131	71
1993	.263	5522	675	1455	294	35	125	641	48	51	100	75
1994	.269	3911	574	1051	211	38	100	538	32	38	140	62
1995	.260	4903	629	1275	240	35	119	578	66	39	120	53
1996	.267	5542	746	1477	286	38	123	689	66	49	195	85
1997	.264	5599	747	1478	256	35	158	711	51	42	130	66
1998	.263	5546	714	1459	274	40	134	686	45	65	135	50
1999	.282	5624	856	1584	294	52	151	800	46	56	127	39

Pitching

Year	ERA	CG	SHO	SV	IP	H	R	ER	HR	HB	BB	SO	WP
1969	3.72	42	10	25	1464.2	1357	688	605	136	25	560	894	52
1970	3.78	30	11	25	1463.2	1346	705	615	138	34	641	915	56
1971	3.25	34	15	44	1420.1	1301	566	513	84	36	496	775	41
1972	3.24	44	16	28	1381.1	1293	545	497	85	30	405	801	37
1973	4.19	40	7	41	1449.1	1521	752	675	114	33	617	790	43
1974	3.51	54	13	17	1471.2	1477	662	574	91	30	482	731	42
1975	3.47	52	11	25	1456.2	1422	649	561	108	30	498	815	40
1976	3.21	41	12	35	1472.1	1356	611	525	83	31	493	735	29
1977	3.52	41	15	42	1460.2	1377	651	571	110	36	499	850	56
1978	3.44	53	14	33	1439.0	1350	634	550	108	34	478	657	37
1979	4.45	42	7	27	1448.1	1477	816	716	165	28	536	640	40
1980	3.83	37	10	42	1459.1	1496	694	621	129	19	465	614	35
1981	3.56	24	8	24	922.1	909	405	365	75	20	273	404	13
1982	4.08	16	12	45	1431.0	1443	717	649	163	26	471	650	43
1983	4.25	19	8	49	1437.2	1535	767	679	133	27	471	593	40
1984	3.92	18	9	50	1444.0	1426	686	629	136	27	433	724	31
1985	3.49	27	11	41	1461.0	1433	639	566	103	28	463	846	43
1986	3.82	24	13	31	1440.2	1413	673	612	121	38	479	888	43
1987	3.86	44	11	26	1424.0	1424	691	610	128	36	548	923	54
1988	3.65	29	12	32	1428.1	1415	648	580	102	33	465	886	55
1989	3.55	27	13	38	1451.2	1415	635	572	86	25	455	978	56
1990	3.93	18	8	33	1420.2	1449	709	621	116	46	560	1006	59
1991	3.92	17	12	41	1466.0	1473	722	639	105	43	529	1004	47
1992	3.81	9	12	44	1447.1	1426	667	613	106	39	512	834	42
1993	4.04	16	6	48	1445.1	1379	694	649	105	44	571	985	76
1994	4.23	5	6	38	1031.2	1018	532	485	95	33	392	717	60
1995	4.49	11	10	37	1288.0	1323	691	642	142	38	503	763	45
1996	4.55	17	8	35	1450.0	1563	786	733	176	56	600	926	56
1997	4.70	11	5	29	1443.0	1530	820	753	186	54	531	961	62
1998	5.15	6	5	46	1436.1	1590	899	822	196	60	568	999	72
1999	5.35	11	3	29	1420.2	1607	921	844	202	68	643	831	60

Fielding

Year	PCT.	G	PO	A	E	TC	DP	PB
1969	.975	163	4394	1659	157	6210	114	17
1970	.976	162	4391	1708	152	6251	162	16
1971	.979	161	4261	1807	132	6200	178	11
1972	.981	154	4144	1762	116	6022	164	17
1973	.974	162	4353	1912	167	6432	192	8
1974	.976	162	4415	1875	152	6442	166	29
1975	.976	162	4370	1831	155	6356	151	13
1976	.978	162	4417	1858	139	6414	147	9
1977	.978	162	4382	1788	137	6307	145	13
1978	.976	162	4317	1676	150	6143	153	11
1979	.977	162	4345	1777	145	6267	160	15
1980	.978	162	4378	1820	141	6339	150	15
1981	.982	103	2767	1100	72	3939	94	7
1982	.979	162	4293	1743	127	6163	140	6
1983	.974	163	4313	1816	165	6294	178	4
1984	.979	162	4332	1860	131	6323	157	3
1985	.980	162	4383	1907	127	6417	160	10
1986	.980	162	4322	1757	123	6202	153	16
1987	.979	162	4272	1853	131	6256	151	17
1988	.980	161	4285	1714	124	6123	147	12
1989	.982	162	4355	1761	114	6230	139	12
1990	.980	161	4262	1598	122	5982	161	13
1991	.980	162	4398	1694	125	6217	141	11
1992	.980	162	4342	1748	122	6212	164	14
1993	.984	162	4336	1709	97	6142	150	14
1994	.982	115	3095	1253	80	4428	102	5
1995	.984	144	3864	1660	90	5614	168	11
1996	.982	161	4350	1704	111	6185	184	11
1997	.985	161	4329	1630	91	6050	168	14
1998	.980	161	4309	1689	125	6123	172	11
1999	.980	161	4262	1727	125	6114	188	10

ROYALS MISCELLANEOUS HOME RUNS

Home Runs By Year

Year	Royals			Opponents		
	KC	Road	Total	KC	Road	Total
1969	39	59	98	64	72	136
1970	46	51	97	48	90	138
1971	23	57	80	36	48	84
1972	29	49	78	28	57	85
1973	54	60	114	61	53	114
1974	38	51	89	42	49	91
1975	46	72	118	50	58	108
1976	37	28	65	35	48	83
1977	56	90	146	50	60	110
1978	43	55	98	44	64	108
1979	53	63	116	81	84	165
1980	47	68	115	51	78	129
1981	17	44	61	27	48	75
1982	61	71	132	64	99	163
1983	50	59	109	66	67	133
1984	48	69	117	59	77	136
1985	67	87	154	43	60	103
1986	60	77	137	46	75	121
1987	73	95	168	57	71	128
1988	55	66	121	37	65	102
1989	38	63	101	26	60	86
1990	42	58	100	46	70	116
1991	47	70	117	40	65	105
1992	24	51	75	41	65	106
1993	50	75	125	49	56	105
1994	41	59	100	48	47	95
1995	49	70	119	68	74	142
1996	50	73	123	90	86	176
1997	88	70	158	94	92	186
1998	76	58	134	110	86	196
1999	74	77	151	96	106	202
Total	1521	1995	3516	1697	2130	3827

Royals Home Runs - By Clubs

Team	1999			1969-99		
	Home	Road	Total	Home	Road	Total
Anaheim	6	8	14	118	176	294
Baltimore	6	4	10	119	137	256
Boston	6	1	7	110	131	241
Chicago-AL	7	12	19	116	169	285
Chicago-NL	0	5	5	6	7	13
Cincinnati	2	0	2	2	6	8
Cleveland	4	8	12	106	151	257
Detroit	1	5	6	120	179	299
Houston	0	0	0	2	0	2
Milwaukee	0	4	4	115	135	250
Minnesota	5	3	8	128	189	317
New York	13	0	13	127	128	255
Oakland	10	3	13	161	139	300
Pittsburgh	0	3	3	2	7	9
Seattle	5	12	17	101	134	235
St. Louis	1	0	1	10	0	10
Tampa Bay	1	4	5	8	10	18
Texas	3	3	6	100	178	278
Toronto	4	2	6	70	119	189
Total	74	77	151	1521	1995	3516

Home Runs From Both Sides of the Plate

Willie Wilson	June 15, 1979	at Milwaukee	Caldwell & Castro
U.L. Washington	September 21, 1979	at Oakland	Langford & Minetto
Chili Davis	June 7, 1997	Texas	Oliver & Whiteside

ROYALS GRAND SLAMS

No.	Player	Date	Inning	Opponent	Pitcher
1	Bob Oliver	July 4, 1969 (1st)	8	Seattle	Jim Bouton
2	Ed Kirkpatrick	August 13, 1970	8	at Boston	John Curtis
3	Bob Oliver	April 19, 1971	5	at Minnesota	Steve Barber
4	Paul Schaal	June 4, 1972 (1st)	6	Boston	Ray Culp
5	Cookie Rojas	July 1, 1972	10	at Baltimore	Mickey Scott
6	John Mayberry	September 20, 1972	1	at California	Rudy May
7	Lou Piniella	May 23, 1973	3	at Minnesota	Jim Kaat
8	Kurt Bevacqua	June 9, 1973	5	at Milwaukee	Jerry Bell
9	Cookie Rojas	May 28, 1974	11	Baltimore	Bob Reynolds
10	Vada Pinson	August 21, 1974	7	at Cleveland	Tim Buskey
11	Hal McRae	September 26, 1974	2	California	Chuck Dobson
12	Frank White	June 25, 1975	12	at California	Luis Quintana
13	Amos Otis	April 18, 1978	1	at Toronto	Dave Lemanczyk
14	Al Cowens	August 6, 1978	1	Toronto	Balor Moore
15	George Brett	September, 28, 1980	6	at Minnesota	Pete Redfern
16	Jerry Grote	June 3, 1981	5	Seattle	Ken Clay
17	Frank White	August 12, 1981	8	at Baltimore	Jeff Schneider
18	Amos Otis	April 9, 1982	1	Detroit	Jack Morris
19	Hal McRae	July 6, 1982	1	Boston	John Tudor
20	Willie Aikens	September 30, 1982	7	Oakland	Bob Owchinko
21	Pat Sheridan	May 18, 1984	4	Texas	Charlie Hough
22	Frank White	August 3, 1984	4	at Detroit	Milt Wilcox
23	Don Slaught	August 16, 1984	6	at Texas	Mike Mason
24	George Brett	September 21, 1984	7	Oakland	Dave Leiper
25	Darryl Motley	Sept. 24, 1984 (2nd)	6	California	Frank LaCorte
26	Steve Balboni	April 30, 1985	3	Cleveland	Jose Ramon
27	Frank White	July 10, 1985	1	at New York	Dennis Rasmussen
28	Steve Balboni	September 20, 1985	1	Minnesota	Bert Blyleven
29	Frank White	May 15, 1986	8	Cleveland	Rich Yett
30	Jim Sundberg	July 11, 1986	3	Detroit	Frank Tanana
31	Darryl Motley	August 10, 1986	4	at New York	Dennis Rasmussen
32	Bo Jackson	April 14, 1987	6	Detroit	Nate Snell
33	Jamie Quirk	August 22, 1987	6	at Milwaukee	Mark Knudson
34	Frank White	August 25, 1987	6	Texas	Dwayne Henry
35	Kevin Seitzer	August 30, 1987	6	at Chicago	Scott Nielsen
36	Danny Tartabull	October 2, 1987	5	Minnesota	Frank Viola
37	Danny Tartabull	May 15, 1988	3	at Texas	Charlie Hough
38	Danny Tartabull	August 11, 1988	1	Baltimore	Jay Tibbs
39	Danny Tartabull	September 20, 1988	1	at Seattle	Terry Taylor
40	Jim Eisenreich	August 19, 1989	4	at Seattle	Randy Johnson
41	Bo Jackson	September 27, 1989	7	at California	Willie Fraser
42	Gerald Perry	May 8, 1990	1	at Texas	Nolan Ryan
43	Rey Palacios	May 14, 1990	10	Boston	Jeff Reardon
44	Mike Macfarlane	August 4, 1990	2	at Baltimore	Pete Harnisch
45	Kurt Stillwell	May 25, 1991	9	at Minnesota	Larry Casian
46	Kirk Gibson	June 19, 1991	6	at Texas	Joe Bitker
47	Mike Macfarlane	July 11, 1991	2	at Detroit	Mark Leiter
48	Brian McRae	July 14, 1991	8	at Detroit	Dan Gakeler
49	Todd Benzinger	July 23, 1991	6	Milwaukee	Julio Machado
50	Danny Tartabull	August 14, 1991	11	at New York	Steve Farr
51	Tim Spehr	September 29, 1991	2	California	Jim Abbott
52	Gregg Jefferies	May 20, 1992	5	at Chicago	Alex Fernandez
53	Wally Joyner	July 23, 1993	7	at Detroit	Bob MacDonald
54	Greg Gagne	July 29, 1993	7	Texas	Bob Patterson
55	Gary Gaetti	September 5, 1993	6	at Boston	Roger Clemens
56	Brent Mayne	May 4, 1994	3	at Toronto	Juan Guzman
57	Terry Shumpert	May 18, 1994	7	at Seattle	Dave Fleming
58	Mike Macfarlane	May 31, 1994	4	at Boston	Joe Hesketh
59	Hubie Brooks	June 13, 1994	8	California	Bob Patterson
60	Gary Gaetti	May 29, 1995	8	Texas	Terry Burrows
61	Wally Joyner	August 18, 1995	6	at Toronto	Giovanni Carrara
62	Johnny Damon	August 10, 1996	1	at California	Jim Abbott
63	Chili Davis	April 25, 1997	6	at Oakland	Richie Lewis
64	Craig Paquette	May 24, 1997	6	Seattle	Jamie Moyer
65	Jeff King	June 18, 1997	1	Houston	Donne Wall
66	Jay Bell	June 27, 1997	4	Milwaukee	Bryce Florie
67	Jermaine Dye	August 30, 1997	4	St. Louis	Mark Petkovsek
68	Jeff King	September 27, 1997	6	at Chicago	Danny Darwin
69	Johnny Damon	May 14, 1998	2	at Tampa Bay	Dennis Springer
70	Shane Mack	May 22, 1998	7	at Texas	Xavier Hernandez
71	Larry Sutton	May 1, 1999	8	New York	Tony Fossas
72	Mike Sweeney	May 14, 1999	5	at Seattle	Jeff Fassero

Career Leaders with the Royals

Grand Slams		Pinch-Hit		Inside-the-Park	
Player	No.	Player	No.	Player	No.
Frank White	6	Steve Balboni	2	Willie Wilson	13
Danny Tartabull	5	Jim Eisenreich	2	George Brett	7
Mike Macfarlane	3	Chuck Harrison	2	Amos Otis	6
		Carmelo Martinez	2	Brian McRae	4
		Hal McRae	2	Danny Tartabull	3
		Bob Oliver	2	John Wathan	3
		Amos Otis	2	Frank White	3

ROYALS INSIDE THE PARK HOME RUNS

No. Player	Date	Inning	On Base	Opponent	Pitcher
1. Jerry Adair	April 23, 1969	7	0	Seattle	Marty Pattin
2. Lou Piniella	June 11, 1969	8	1	at New York	Fritz Peterson
3. Ed Kirkpatrick	September 28, 1969	1	1	at Chicago	Fred Rath
4. Pat Kelly	May 5, 1970	5	0	at Baltimore	Tom Phoebus
5. Fred Patek	July 18, 1971 (1st)	6	0	Detroit	Mike Kilkenny
6. Fran Healy	July 29, 1973 (1st)	4	1	California	Bill Singer
7. Paul Schaal	September 19, 1973	2	0	Chicago	Wilbur Wood
8. Cookie Rojas	July 13, 1974	3	1	Detroit	Woodie Fryman
9. Jim Wohlford	August 9, 1974	6	0	Milwaukee	Ed Rodriguez
10. Amos Otis	June 9, 1975	8	1	Detroit	John Hiller
11. Amos Otis	June 13, 1975	8	0	Boston	Dick Pole
12. Frank White	July 5, 1975	8	0	Chicago	Dave Hamilton
13. Fred Patek	August 7, 1975	1	0	Minnesota	Vic Albury
14. Frank White	September 14, 1975	2	0	California	Frank Tanana
15. Jim Wohlford	June 6, 1976	1	0	Milwaukee	Jim Colborn
16. Tom Poquette	June 15, 1976	7	0	at Detroit	Steve Grilli
17. Al Cowens	August 10, 1976	7	0	New York	Dock Ellis
18. George Brett	October 3, 1976	9	0	Minnesota	Jim Hughes
19. Amos Otis	May 5, 1977	1	0	Chicago	Ken Brett
20. Darrell Porter	April 12, 1978	6	0	Baltimore	Mike Flanagan
21. Clint Hurdle	April 15, 1978	6	0	Cleveland	Don Hood
22. Amos Otis	May 12, 1978	9	1	New York	Rich Gossage
23. John Wathan	July 9, 1978	3	0	Baltimore	John Finn
24. Amos Otis	April 7, 1979	2	1	Toronto	Jim Clancy
25. Willie Wilson	May 13, 1979	7	1	Chicago	Steve Trout
26. Willie Wilson	June 9, 1979	13	0	New York	Ken Clay
27. Willie Wilson	June 15, 1979	9	2	at Milwaukee	Bill Castro
28. Frank White	August 8, 1979	1	0	Detroit	Pat Underwood
29. Willie Wilson	August 25, 1979	1	0	Boston	Mike Torrez
30. Willie Wilson	September 16, 1979	3	0	Seattle	Rob Dressler
31. Willie Wilson	May 14, 1980	1	0	at New York	Ron Guidry
32. John Wathan	May 31, 1980	6	2	Chicago	Ed Farmer
33. Willie Wilson	June 19, 1980	7	0	Cleveland	Mike Stanton
34. Clint Hurdle	July 25, 1980	2	1	New York	Luis Tiant
35. Hal McRae	July 31, 1980	6	2	Boston	Bill Campbell
36. George Brett	August 15, 1980	1	2	Toronto	Jesse Jefferson
37. Willie Wilson	May 11, 1982	8	2	Milwaukee	Dwight Bernard
38. Hal McRae	June 4, 1982	1	1	at New York	Dave Righetti
39. George Brett	June 13, 1982	4	0	Seattle	Floyd Bannister
40. Amos Otis	July 4, 1982	2	0	California	Geoff Zahn
41. Willie Wilson	July 21, 1982	8	1	Toronto	Dale Murray
42. Willie Wilson	September 3, 1982	3	0	New York	Jay Howell
43. Jerry Martin	April 9, 1983	2	0	Milwaukee	Bob McClure
44. U.L. Washington	April 11, 1983	5	0	Boston	Bruce Hurst
45. Willie Wilson	May 14, 1983	1	0	Detroit	David Rucker
46. Willie Wilson	August 9, 1983	7	0	Milwaukee	Don Sutton
47. John Wathan	September 23, 1983	7	0	Minnesota	Harry Pettibone
48. Willie Wilson	June 1, 1984	3	0	at Minnesota	Mike Smithson
49. Pat Sheridan	May 12, 1985	6	0	New York	Phil Niekro
50. Omar Moreno	September 5, 1985	1	0	Milwaukee	Moose Haas
51. George Brett	October 2, 1985	1	2	California	Ron Romanick
52. George Brett	October 4, 1985	7	0	Oakland	Jose Rijo
53. Jorge Orta	June 26, 1986	1	1	Oakland	Rick Langford
54. Jorge Orta	July 2, 1986	6	0	Seattle	Mike Morgan
55. Danny Tartabull	October 3, 1987	2	0	Minnesota	Bert Blyleven
56. Kurt Stillwell	April 7, 1988	6	1	Toronto	Jim Clancy
57. George Brett	May 4, 1988	3	1	New York	John Candelaria
58. Danny Tartabull	May 25, 1988	6	0	Minnesota	Bert Blyleven
59. Brad Wellman	September 11, 1988	6	0	Oakland	Bob Welch
60. Kevin Seitzer	May 13, 1989	1	0	Texas	Jamie Moyer
61. Bo Jackson	May 31, 1990	6	1	Oakland	Bob Welch
62. Danny Tartabull	June 28, 1990	6	1	at Seattle	Russ Swan
63. Bill Pecota	September 16, 1990	3	1	Cleveland	Efrain Valdez
64. Kurt Stillwell	September 24, 1990	7	2	Oakland	Reggie Harris
65. Brian McRae	April 30, 1991	4	0	Detroit	Walt Terrell
66. Bill Pecota	May 20, 1991	4	0	Seattle	Bill Swift
67. Gary Thurman	July 5, 1991	8	0	Oakland	Steve Chitren
68. Brent Mayne	August 22, 1991	4	1	Texas	Jose Guzman
69. Harvey Pulliam	August 27, 1991	4	1	Chicago	Wilson Alvarez
70. Brent Mayne	September 27, 1991	4	1	California	Kirk McCaskill
71. David Howard	August 4, 1992 (2nd)	7	2	California	Mike Butcher
72. Brian McRae	August 6, 1992	4	2	California	Chuck Finley
73. George Brett	September 6, 1992	7	1	Chicago	Roberto Hernandez
74. Brian McRae	September 22, 1992	2	1	Seattle	Randy Johnson
75. Wally Joyner	June 24, 1993	8	0	California	Doug Linton
76. Brian McRae	July 17, 1993	9	1	at Toronto	Danny Cox
77. Greg Gagne	June 19, 1994	7	2	Seattle	Bill Riskey
78. Michael Tucker	August 16, 1996	9	0	at Texas	Mike Henneman
79. Craig Paquette	May 27, 1997	4	1	Oakland	Mike Oquist
80. Tom Goodwin	July 19, 1997	8	0	at Seattle	Bob Wolcott
81. Carlos Febles	April 14, 1999	2	1	at Cleveland	Bartolo Colon
82. Johnny Damon	August 25, 1999	3	0	Baltimore	Doug Linton

ROYALS PINCH-HIT HOME RUNS

No. Player	Date	Inn- On ing Base	Opponent	Pitcher
1. Bob Taylor	May 6, 1969	9 2	at Detroit	Dick Radatz
2. Chuck Harrison	July 10, 1969	7 1	at Minnesota	Dick Woodson
3. Bob Oliver	September 8, 1969	5 1	at Oakland	Lew Krause
4. Lou Piniella	July 4, 1970	9 2	at Milwaukee	Dave Baldwin
5. Gail Hopkins	June 5, 1971	7 2	at New York	Lindy McDaniel
6. Bob Oliver	June 23, 1971	6 0	at Chicago	Wilbur Wood
7. Chuck Harrison	July 27, 1971	7 1	at Detroit	Mickey Lolich
8. Ed Kirkpatrick	August 7, 1971 (1st)	6 1	Milwaukee	Marty Pattin
9. Richie Scheinblum	June 1, 1972	8 1	at Minnesota	Dave LaRoche
10. Kurt Bevacqua	July 9, 1973	5 3	at Milwaukee	Jerry Bell
11. Al Cowens	April 15, 1975	8 1	at Oakland	Paul Lindblad
12. Tony Solaita	May 1, 1975	7 1	California	Don Kirkwood
13. Harmon Killebrew	September 1, 1975	8 1	at Chicago	Claude Osteen
14. Jamie Quirk	September 20, 1975	9 0	Oakland	Rollie Fingers
15. John Mayberry	June 4, 1977	2 2	Baltimore	Tony Chevez
16. Joe Zdeb	July 25, 1977	7 1	at Oakland	Bob Lacey
17. Amos Otis	July 6, 1977	7 1	Milwaukee	Bob McClure
18. Tom Poquette	September 24, 1978	9 0	at Minnesota	Dave Goltz
19. Amos Otis	Sept. 10, 1979 (1st)	5 0	Minnesota	Darrell Jackson
20. George Brett	September 28, 1980	6 3	at Minnesota	Pete Redfern
21. Willie Aikens	August 22, 1982	9 1	at Chicago	Jim Kern
22. Dane Iorg	August 7, 1984	8 1	Milwaukee	Pete Ladd
23. Buddy Biancalana	September 18, 1984	9 1	at California	D.W. Smith
24. Hal McRae	June 28, 1986	8 2	California	Donnie Moore
25. Jim Sundberg	July 30, 1986	9 0	Toronto	John Cerutti
26. Hal McRae	September 17, 1986	8 0	at California	Don Sutton
27. Steve Balboni	July 8, 1987	7 2	at Cleveland	Mark Huismann
28. Jim Eisenreich	August 13, 1987	8 0	Detroit	Jack Morris
29. Steve Balboni	September 10, 1987	7 1	at Oakland	Curt Young
30. Jim Eisenreich	April 26, 1989	8 1	New York	Lance McCullers
31. Pat Tabler	September 12, 1989	9 1	Texas	Kenny Rogers
32. Bo Jackson	September 30, 1990	9 0	at California	Scott Lewis
33. Carmelo Martinez	May 18, 1991	8 0	Milwaukee	Mark Lee
34. Carmelo Martinez	June 6, 1991	9 0	Texas	Jeff Russell
35. Brent Mayne	August 1, 1991	8 1	at Milwaukee	Julio Machado
36. Warren Cromartie	August 17, 1991	9 1	at Boston	Jeff Reardon
37. Kurt Stillwell	September 4, 1991	8 0	at Chicago	Alex Fernandez
38. Hubie Brooks	June 13, 1994	8 3	California	Bob Palterson
39. Phil Hiatt	May 4, 1995	7 1	at Minnesota	Rich Robertson
40. Wally Joyner	May 30, 1995	6 2	Texas	Hector Fajardo
41. Jon Nunnally	June 4, 1995	7 0	Milwaukee	Graeme Lloyd
42. Bob Hamelin	July 2, 1995	9 1	Chicago	Tim Fortugno
43. Gary Gaetti	August 17, 1995	10 0	at Baltimore	Jesse Orsco
44. Joe Vitiello	September 23, 1995	9 0	Cleveland	Jim Poole
45. Bob Hamelin	April 28, 1996	9 1	at Boston	Heathcliff Slocumb
46. Roderick Myers	September 12, 1996	8 0	Seattle	Rafael Carmona
47. Johnny Damon	May 15, 1997	9 0	Detroit	Doug Brocail
48. Scott Cooper	May 27, 1997	9 0	Oakland	Bill Taylor
49. Larry Sutton	August 28, 1997	9 2	at Baltimore	Terry Mathews
50. Shane Mack	May 22, 1998	7 3	at Texas	Xavier Hernandez

Royals Player and Pitcher-of-the-Month Awards

1999

Month	Player	Pitcher
April	Jermaine Dye	Jose Rosado
May	Johnny Damon	Kevin Appier
June	Joe Randa	Jeff Suppan
July	Joe Randa	Scott Service
August	Mike Sweeney	Jeff Suppan
September	Mark Quinn	Jay Witasick

Monthly Awards Won (Current Royals Only)

Johnny Damon	3	Jose Rosado	4
Jermaine Dye	1	Jeff Suppan	1
Mark Quinn	1	Mike Sweeney	1
Joe Randa	2	Jay Witasick	1

ROYALS THREE HOME RUN GAMES

Date	Opponent	Pitchers
George Brett (3) 7-22-79	at Texas	Comer (2) & Babcock (1)
4-20-83	at Detroit	Morris (2) & Bailey (1)
10-6-78*	at New York	Hunter
*-Game 3 of the 1978 ALCS		
John Mayberry (2) 7-1-75	at Texas	Jenkins
6-1-77	at Toronto	Johnson, Willis & Bruno
Tony Solaita (1) 9-7-75	at California	Lange (1) & Scott (2)
Bo Jackson (1) 7-17-90	at New York	Hawkins
Danny Tartabull (1) 7-6-91	vs. Oakland	Welch (2) & Nelson (1)

Note: Tony Oliva (Minnesota), 7-3-73, Willie Horton (Texas), 5-15-77, Paul Molitor (Milwaukee), 5-12-82 and George Bell (Toronto), 4-4-88 are the only opposing players to hit 3 homers at Kauffman Stadium.

ROYALS BIG DAYS AT BAT

Six-Hit Games			
No.	Player	Date	Opponent
1.	Bob Oliver	May 4, 1969	at California
2.	Kevin Seitzer	August 2, 1987	Boston
Five-Hit Games			
No.	Player	Date	Opponent
1.	Amos Otis	May 1, 1970	Cleveland
2.	George Brett	September 5, 1975	at California
3.	Tom Poquette	June 15, 1976	at Detroit
4.	George Brett	September 9, 1976	California
5.	Al Cowens	June 1, 1977	at Toronto
6.	Joe Zdeb	July 1, 1977	at Cleveland
7.	Al Cowens	September 6, 1977	at Seattle
8.	Darrell Porter	June 4, 1978	Chicago
9.	George Brett	May 28, 1979	Baltimore
10.	Amos Otis	August 27, 1979	Milwaukee
11.	Willie Wilson	July 18, 1980	at New York
12.	Hal McRae	August 2, 1980	at Chicago
13.	George Brett	August 26, 1980	at Milwaukee
14.	Hal McRae	May 29, 1982	at Texas
15.	Willie Aikens	June 6, 1982	at New York
16.	George Brett	June 10, 1986	Seattle
17.	Willie Wilson	May 13, 1987	at Baltimore
18.	Kevin Seitzer	June 21, 1990	at Minnesota
19.	Jim Eisenreich	June 24, 1990	at Minnesota
20.	Kevin Seitzer	July 4, 1991	at California
21.	Brian McRae	May 31, 1994	at Boston
22.	Wally Joyner	July 16, 1994	Detroit
23.	Vince Coleman	July 29, 1995	Detroit
24.	Hal Morris	August 12, 1998	at Boston
25.	Joe Randa	June 9, 1999	St. Louis
26.	Joe Randa	July 9, 1999	Houston

ROYALS HIT FOR THE CYCLE

No.	Player	Date	Opponent
1.	Fred Patek	July 9, 1971	at Minnesota
2.	John Mayberry	August 5, 1977	Chicago
3.	George Brett	May 28, 1979	Baltimore
4.	Frank White	September 26, 1979	at California
5.	Frank White	August 3, 1982	Detroit
6.	George Brett	July 25, 1990	at Toronto

ROYALS LOW-HIT GAMES

(Complete Games Only)

No-Hitters

No.	Pitcher	Date	Opponent	Score
1.	Steve Busby	April 27, 1973	at Detroit	3-0
2.	Steve Busby	June 19, 1974	at Milwaukee	2-0
3.	Jim Colborn	May 14, 1977	Texas	6-0
4.	Bret Saberhagen	August 26, 1991	Chicago	7-0

One-Hitters

No.	Pitcher	Date	Opponent	Score
1.	Bill Butler	August 9, 1969	at Cleveland	10-0
2.	Wally Bunker	September 11, 1969	at California	3-0
3.	Dick Drago	July 30, 1971 (4 1/2 inn.)	at Baltimore	0-1
4.	Paul Splittorff	August 11, 1971	at Washington	1-0
5.	Roger Nelson	August 23, 1972	Boston	3-0
6.	Paul Splittorff	August 3, 1975	Oakland	5-0
7.	Andy Hassler	July 2, 1977	at Cleveland	1-0
8.	Paul Splittorff	September 2, 1977 (2nd)	Milwaukee	3-0
9.	Rich Gale	June 13, 1978	Texas	5-0
10.	Larry Gura	April 30, 1980	at Toronto	3-0
11.	Vida Blue	September 13, 1982	Seattle	8-0
12.	Charlie Leibrandt	May 16, 1987	Milwaukee	13-0
13.	Kevin Appier	July 7, 1990	at Detroit	4-0
14.	Hipolito Pichardo	July 21, 1992	Boston	8-0
15.	Dennis Rasmussen	September 29, 1992	at California	2-0
16.	Kevin Appier	July 27, 1993	Texas	0-1
17.	David Cone	May 22, 1994	at California	4-0
18.	Mark Gubicza	June 15, 1995	at Oakland	7-0

Two-Hitters

No.	Pitcher	Date	Opponent	Score
1.	Bob Johnson	August 23, 1970	Boston	4-3
2.	Al Fitzmorris	August 4, 1971 (2nd)	Minnesota	3-0
3.	Dick Drago	April 25, 1972	Baltimore	3-0
4.	Roger Nelson	October 4, 1972	Texas	4-0
5.	Paul Splittorff	April 14, 1973	at Chicago	3-0
6.	Paul Splittorff	June 18, 1974	at Milwaukee	4-0
7.	Al Fitzmorris	August 5, 1975	Minnesota	6-1
8.	Andy Hassler	August 20, 1976	Milwaukee	3-0
9.	Dennis Leonard	June 28, 1977	at California	3-1
10.	Rich Gale	May 15, 1978	Boston	3-1
11.	Dennis Leonard	June 11, 1980 (1st)	Cleveland	5-0
12.	Bret Saberhagen	May 17, 1985	at Milwaukee	3-0
13.	Bret Saberhagen	April 16, 1986	at Boston	1-0
14.	Dennis Leonard	April 29, 1986	at Detroit	1-2
15.	Danny Jackson	October 1, 1986	California	2-0
16.	Bret Saberhagen	April 10, 1987	New York	13-1
17.	Bret Saberhagen	May 9, 1987	at Cleveland	4-0
18.	Charlie Leibrandt	July 26, 1987	at Baltimore	4-0
19.	Mark Gubicza	June 11, 1988	at California	7-0
20.	Charlie Leibrandt	June 15, 1988	at Oakland	2-0
21.	Mark Gubicza	September 16, 1988	at Oakland	3-0
22.	Bret Saberhagen	May 18, 1990	at New York	4-1
23.	Chris Haney	September 22, 1992	Seattle	3-0
24.	David Cone	May 9, 1993	Texas	1-2
25.	Kevin Appier	August 7, 1996	Oakland	7-0
26.	Tim Belcher	May 13, 1997	Boston	9-0
27.	Kevin Appier	May 21, 1997	at Cleveland	0-1
28.	Jose Rosado	July 3, 1998	Cleveland	1-2

No-Hitter Summary

Steve Busby, Jim Colborn and Bret Saberhagen are the only pitchers in Royals history to have hurled no-hitters.

Busby accomplished the feat on 2 occasions, the first coming at Tiger Stadium when he held Detroit hitless on April 27, 1973. He gave up 6 walks and struck out 4 as Kansas City won 3-0. His 2nd gem also came on the road on June 19, 1974 at Milwaukee's County Stadium where he blanked the Brewers, 2-0. It was in near perfect fashion as the only baserunner was George Scott, who walked to lead off the 2nd inning.

Colborn recorded the 1st no-hitter by a Kansas City pitcher in Kauffman Stadium on May 14, 1977, when he blanked the Texas Rangers, 6-0. It too was nearly a perfect outing as Colborn walked one batter and hit another while facing only 28 batters.

Saberhagen recorded his gem in Kauffman Stadium vs. the Chicago White Sox on August 26, 1991. He walked 2 and fanned 5.

California Angels ace Nolan Ryan recorded the 1st no-hitter in Kauffman Stadium on May 15, 1973. He struck out 12 and allowed only 3 base runners, all walks, in the 3-0 win, his 1st career no-hitter.

ROYALS LEAGUE LEADERS

Games (2)

Al Cowens, 1977—162+
Hal McRae, 1977—162+

Batting Average (4)

George Brett, 1976—.333
George Brett, 1980—.390
Willie Wilson, 1982—.332
George Brett, 1990—.329

Runs (1)

Willie Wilson, 1980—133

Hits (5)

George Brett, 1975—195
George Brett, 1976—215
George Brett, 1979-212
Willie Wilson, 1980—230
Kevin Seitzer, 1987—207+

Doubles (7)

Amos Otis, 1970—36+
Lou Piniella, 1972—33
Amos Otis, 1976—40
Hal McRae, 1977—54
George Brett, 1978—45
Hal McRae, 1982—46+
George Brett, 1990—45+

Triples (10)

Fred Patek, 1971—11
George Brett, 1975—13+
George Brett, 1976—14
George Brett, 1979—20
Willie Wilson, 1980—15+
Willie Wilson, 1982—15
Willie Wilson, 1985—21
Willie Wilson, 1987—15
Willie Wilson, 1988—11+
Jose Offerman, 1998—13

Runs Batted In (1)

Hal McRae, 1982—133

Total Bases (1)

George Brett, 1976—298

Slugging Percentage (4)

George Brett, 1980—.664
George Brett, 1983—.563
George Brett, 1985—.585
Danny Tartabull, 1991—.593

+ -Tied for League Lead

Stolen Bases (3)

Amos Otis, 1971—52
Fred Patek, 1977—53
Willie Wilson, 1979—83

On-Base Percentage (2)

Darrell Porter, 1979—.429
George Brett, 1980—.461

Base on Balls (3)

John Mayberry, 1973—122
John Mayberry, 1975—119
Darrell Porter, 1979—121

Wins (2)

Dennis Leonard, 1977—20+
Bret Saberhagen, 1989—23

Winning Percentage (1)

Bret Saberhagen, 1989—.793

ERA (2)

Bret Saberhagen, 1989—2.16
Kevin Appier, 1993—2.56

Appearances (3)

Dan Quisenberry, 1980—75
Dan Quisenberry, 1983—69
Dan Quisenberry, 1985—84

Starts (5)

Dennis Leonard, 1978—40+
Dennis Leonard, 1980—38
Dennis Leonard, 1981—26+
Mark Gubicza, 1989—36+
Mark Gubicza, 1995—33

Complete Games (1)

Bret Saberhagen, 1989—12

Shutouts (1)

Dennis Leonard, 1979—5+

Saves (6)

Dan Quisenberry, 1980—33+
Dan Quisenberry, 1982—35
Dan Quisenberry, 1983—45
Dan Quisenberry, 1984—44
Dan Quisenberry, 1985—37
Jeff Montgomery, 1993—45+

Innings Pitched (2)

Dennis Leonard, 1981—201.2
Bret Saberhagen, 1989—262.1

Royals Extra Inning Record

Year	Record	Pct.	Year	Record	Pct.
1969	7-12	.368	1985	11-7	.611
1970	14-8	.636	1986	6-10	.375
1971	2-7	.222	1987	5-3	.625
1972	5-10	.333	1988	5-5	.500
1973	9-5	.643	1989	11-6	.647
1974	10-11	.476	1990	5-4	.556
1975	12-5	.706	1991	11-8	.579
1976	13-7	.650	1992	4-10	.286
1977	9-6	.600	1993	8-6	.571
1978	7-5	.583	1994	6-5	.545
1979	9-6	.600	1995	7-6	.538
1980	8-6	.571	1996	10-6	.625
1981	2-5	.286	1997	7-8	.467
1982	7-3	.700	1998	7-5	.583
1983	5-5	.500	1999	5-10	.333
1984	6-5	.545	Totals	233-205	.532

ROYALS OPENING DAY LINEUPS

1969 Piniella CF Adair 2B Kirkpatrick LF Foy 3B Harrison 1B Oliver RF Rodriguez C Hernandez SS Bunker P	1977 Brett 3B McRae DH Otis CF Mayberry 1B Cowens RF Zdeb LF Martinez C Patek SS White 2B Splittorff P	1985 Wilson CF Sheridan RF Brett 3B Orta DH Balboni 1B Motley LF White 2B Sundberg C Concepcion SS Black P	1993 Miller 3B Joyner 1B Brett DH Jose RF Mayne C McReynolds LF McRae CF Lind 2B Gagne SS Appier P
1970 Kelly RF Fiore 1B Otis CF Oliver 3B Piniella LF Alcaraz 2B Hernandez SS Rodriguez C Bunker P	1978 Wilson LF McRae DH Brett 3B Cowens RF Hurdle 1B Otis CF Porter C Patek SS White 2B Leonard P	1986 Smith LF Wilson CF Brett 3B McRae DH White 2B Balboni 1B Motley RF Sundberg C Salazar SS Black P	1994 Coleman LF McRae CF Joyner 1B Macfarlane C Gaetti 3B Hamelin DH Henderson RF Gagne SS Lind 2B Appier P
1971 Patek SS Keough RF Otis CF Piniella LF Oliver 1B Rojas 2B Schaal 3B Martinez C Drago P	1979 Brett 3B White 2B Otis CF Cowens RF McRae DH Porter C Wathan 1B Hurdle LF Patek SS Leonard P	1987 Wilson CF Seitzer 1B Tartabull RF Brett 3B White 2B Jackson, B. LF Balboni DH Hearn C Biancalana SS Jackson, D. P	1995 Tucker LF Goodwin CF Joyner 1B Hamelin DH Jose RF Gaetti 3B Gagne SS Mayne C Lind 2B Appier P
1972 Hovley CF Schaal 3B Rojas 2B Piniella LF Mayberry 1B Oliver RF May C Floyd SS Drago P	1980 Wilson CF McRae DH Brett 3B Aikens 1B LaCock LF Quirk C Hurdle RF White 2B Washington SS Leonard P	1988 Wilson CF Seitzer 3B Brett DH Tartabull RF White 2B Balboni 1B Jackson LF Macfarlane C Stillwell SS Saberhagen P	1996 Roberts 2B Goodwin LF Damon CF Tucker RF Lockhart 3B Hamelin 1B Vitiello DH Macfarlane C Offerman SS Appier P
1973 Patek SS Rojas 2B Otis CF Mayberry 1B McRae LF Kirkpatrick DH Piniella RF Schaal 3B May C Busby P	1981 Wilson CF McRae DH Brett 3B Aikens 1B Otis LF Hurdle RF Wathan C Washington SS White 2B Gura P	1989 Wilson CF Seitzer 3B Brett 1B Tartabull RF Tabler DH Jackson LF Boone C White 2B Stillwell SS Gubicza P	1997 Offerman 2B Goodwin CF Roberts LF King 1B Bell SS Vitiello DH Dye RF Paquette 3B Spehr C Appier P
1974 Patek SS Wohlford LF Pinson RF Mayberry 1B Otis CF Rojas 2B McRae DH Schaal 3B Healy C Splittorff P	1982 Wilson LF Wathan C Brett 3B Aikens 1B Otis CF McRae DH Martin RF White 2B Washington SS Leonard P	1990 Perry DH Seitzer 3B Brett 1B Jackson LF Tartabull RF Eisenreich CF Stillwell SS White 2B Boone C Saberhagen P	1998 Damon CF Offerman 2B Morris LF King 1B Pendleton DH Palmer 3B Sutton RF Sweeney C Martinez SS Belcher P
1975 Patek SS Otis CF Mayberry 1B McRae RF Killebrew DH Brett 3B Pinson LF Rojas 2B Healy C Busby P	1983 Wilson LF Washington SS Brett 3B Otis CF McRae DH Aikens 1B White 2B Martin RF Wathan C Gura P	1991 McRae CF Seitzer 3B Brett 1B Tartabull RF Gibson DH Macfarlane C Stillwell SS Thurman LF Shumpert 2B Saberhagen P	1999 Beltran CF Randa 3B Damon LF King 1B Sutton DH Dye RF Kreuter C Sanchez SS Febles 2B Appier P
1976 Nelson DH Otis CF Brett 3B Mayberry 1B McRae LF Cowens RF Healy C Patek SS White 2B Splittorff P	1984 Concepcion SS Davis LF White 2B McRae DH Balboni 1B Motley RF Slaughter C Sheridan CF Pryor 3B Black P	1992 McRae CF Jefferies 3B Joyner 1B McReynolds RF Brett DH Macfarlane C Miller LF Howard SS Shumpert 2B Appier P	

ROYALS YEAR-BY-YEAR LEADERS

Batting

Average		Runs		Triples				
1969	Pinella	.282	1969	Foy	72	1969	Piniella	6
1970	Piniella	.301	1970	Otis	91	1970	Otis	9
1971	Otis	.301	1971	Patek	86	1971	Patek	*11
1972	Piniella	.312	1972	Otis	75	1972	3 tied	4
1973	Otis	.300	1973	Otis	89	1973	Patek	5
1974	McRae	.310	1974	Otis	87	1974	Otis	9
1975	Brett	.308	1975	Mayberry	95	1975	Brett	+13
1976	Brett	*.333	1976	Brett	94	1976	Brett	*14
1977	Brett, Cowens	.312	1977	Brett	105	1977	Cowens	14
1978	Otis	.298	1978	McRae	90	1978	Cowens, Brett	8
1979	Brett	.329	1979	Brett	119	1979	Brett	*20
1980	Brett	*.390	1980	Wilson	*133	1980	Wilson	+15
1981	Brett	.314	1981	Wilson	54	1981	Wilson, Brett	7
1982	Wilson	*.332	1982	Brett	101	1982	Wilson	*15
1983	McRae	.311	1983	Wilson, Brett	90	1983	Wilson	8
1984	McRae	.303	1984	Wilson	81	1984	Wilson	9
1985	Brett	.335	1985	Brett	108	1985	Wilson	*21
1986	Brett	.290	1986	Smith	80	1986	Wilson, Smith	7
1987	Seitzer	.323	1987	Seitzer	105	1987	Wilson	*15
1988	Brett	.306	1988	Brett, Seitzer	90	1988	Wilson	+11
1989	Seitzer	.281	1989	Jackson	86	1989	3 tied	7
1990	Brett	*.329	1990	Seitzer	91	1990	Brett, Eisenreich	7
1991	Tartabull	.316	1991	McRae	86	1991	McRae	9
1992	Brett, Jefferies	.285	1992	Jefferies, Joyner	66	1992	Brett, McRae	5
1993	Joyner	.292	1993	Joyner	83	1993	McRae	9
1994	Joyner	.311	1994	McRae	71	1994	Coleman	12
1995	Joyner	.310	1995	Gaetti	76	1995	Nunnally	6
1996	Offerman	.303	1996	Offerman	85	1996	Offerman	8
1997	Bell	.291	1997	Bell	89	1997	Damon	8
1998	Offerman	.315	1998	Damon	104	1998	Offerman	*13
1999	Sweeney	.322	1999	Beltran	112	1999	Damon, Febles	9

Games		Hits		Home Runs				
1969	Hernandez, Foy	145	1969	Foy	139	1969	Kirkpatrick	14
1970	Oliver	160	1970	Otis	176	1970	Oliver	27
1971	Schaal	161	1971	Otis	167	1971	Otis	15
1972	Piniella	151	1972	Piniella	179	1972	Mayberry	25
1973	Mayberry	152	1973	Otis	175	1973	Mayberry, Otis	26
1974	Patek	149	1974	McRae	167	1974	Mayberry	22
1975	Brett	159	1975	Brett	+195	1975	Mayberry	34
1976	Mayberry	161	1976	Brett	+215	1976	Otis	18
1977	Cowens, McRae	+162	1977	McRae	191	1977	Mayberry, Cowens	23
1978	McRae	156	1978	McRae	170	1978	Otis	22
1979	Porter	157	1979	Brett	*212	1979	Brett	23
1980	Wilson	161	1980	Wilson	*230	1980	Brett	24
1981	Wilson	102	1981	Wilson	133	1981	Aikens	17
1982	McRae	159	1982	Wilson	194	1982	McRae	27
1983	McRae	157	1983	McRae	183	1983	Brett	25
1984	Motley	146	1984	Wilson	163	1984	Balboni	28
1985	Balboni	160	1985	Brett	184	1985	Balboni	36
1986	Wilson	156	1986	Wilson	170	1986	Balboni	29
1987	Seitzer	161	1987	Seitzer	+207	1987	Tartabull	34
1988	Brett	157	1988	Brett	180	1988	Tartabull	26
1989	Seitzer	160	1989	Seitzer	168	1989	Jackson	32
1990	Seitzer	158	1990	Brett	179	1990	Jackson	28
1991	McRae	152	1991	McRae	164	1991	Tartabull	31
1992	Brett, Jefferies	152	1992	Jefferies	172	1992	Macfarlane	17
1993	Gagne	159	1993	McRae	177	1993	Macfarlane	20
1994	McRae	114	1994	McRae	119	1994	Hamelin	24
1995	Gaetti	137	1995	Joyner	144	1995	Gaetti	35
1996	Offerman	151	1996	Offerman	170	1996	Paquette	22
1997	King	155	1997	Bell	167	1997	Davis	30
1998	Damon	161	1998	Offerman	191	1998	Palmer	34
1999	Dye	158	1999	Randa	197	1999	Dye	27

At-Bats		Doubles		RBI				
1969	Foy	519	1969	Piniella	21	1969	Piniella	68
1970	Otis	620	1970	Otis	+36	1970	Oliver	99
1971	Patek	591	1971	Schaal	31	1971	Otis	79
1972	Piniella	574	1972	Piniella	*33	1972	Mayberry	100
1973	Otis	583	1973	Rojas	29	1973	Mayberry	100
1974	Otis	552	1974	McRae	36	1974	McRae	88
1975	Brett	+634	1975	Mayberry, McRae	38	1975	Mayberry	106
1976	Brett	+645	1976	Otis	*40	1976	Mayberry	95
1977	McRae	641	1977	McRae	*54	1977	Cowens	112
1978	McRae	623	1978	Brett	*45	1978	Otis	96
1979	Brett	645	1979	Brett	42	1979	Porter	112
1980	Wilson	*705	1980	McRae	39	1980	Brett	118
1981	Wilson	439	1981	Brett	27	1981	Otis	57
1982	McRae	613	1982	McRae	+46	1982	McRae	*133
1983	McRae	589	1983	McRae	41	1983	Brett	93
1984	Wilson	541	1984	Slaught	27	1984	Balboni	77
1985	Wilson	605	1985	Brett	38	1985	Brett	112
1986	Wilson	631	1986	White	37	1986	Balboni	88
1987	Seitzer	641	1987	Seitzer	33	1987	Tartabull	101
1988	Wilson	591	1988	Brett	42	1988	Brett	103
1989	Seitzer	597	1989	Eisenreich	33	1989	Jackson	105
1990	Seitzer	622	1990	Brett	+45	1990	Brett	87
1991	McRae	629	1991	Brett	40	1991	Tartabull	100
1992	Jefferies	604	1992	Jefferies, Joyner	36	1992	Jefferies	75
1993	McRae	627	1993	Joyner	36	1993	Brett	75
1994	Coleman	438	1994	Jose	28	1994	Hamelin	65
1995	Gaetti	514	1995	Joyner	28	1995	Gaetti	96
1996	Offerman	561	1996	Lockhart, Offerman	33	1996	Paquette	67
1997	Bell	573	1997	King	30	1997	King	112
1998	Damon	642	1998	Damon	30	1998	Palmer	119
1999	Beltran	663	1999	Dye, Sweeney	44	1999	Dye	119

ROYALS YEAR-BY-YEAR LEADERS

Pitching

Wins		Games		Saves				
1969	Bunker	12	1969	Drabowsky	52	1969	Drabowsky	11
1970	Rooker	10	1970	Wright	47	1970	Abernathy	12
1971	Drago	10	1971	Burgmeier	68	1971	Abernathy	23
1972	Spittorff, Drago	17	1972	Burgmeier	51	1972	Burgmeier	9
1973	Spittorff	20	1973	Bird	54	1973	Bird	20
1974	Busby	22	1974	Bird	55	1974	Bird	10
1975	Busby	18	1975	Bird	51	1975	Bird	11
1976	Leonard	17	1976	Littell	60	1976	Littell	16
1977	Leonard	+20	1977	Bird	53	1977	Bird	14
1978	Leonard	21	1978	Hrabosky	58	1978	Hrabosky	20
1979	Spittorff	15	1979	Hrabosky	58	1979	Hrabosky	11
1980	Leonard	20	1980	Quisenberry	*75	1980	Quisenberry	+33
1981	Leonard	13	1981	Quisenberry	40	1981	Quisenberry	18
1982	Gura	18	1982	Quisenberry	72	1982	Quisenberry	*35
1983	Spittorff	13	1983	Quisenberry	*69	1983	Quisenberry	*45
1984	Black	17	1984	Quisenberry	72	1984	Quisenberry	*44
1985	Saberhagen	20	1985	Quisenberry	*84	1985	Quisenberry	*37
1986	Leibrandt	14	1986	Quisenberry	62	1986	Quisenberry	12
1987	Saberhagen	18	1987	Gleaton	48	1987	Garber, Quisenberry	8
1988	Gubicza	20	1988	Farr	62	1988	Farr	20
1989	Saberhagen	*23	1989	Montgomery	63	1989	Farr, Montgomery	18
1990	Farr	13	1990	Montgomery	73	1990	Montgomery	24
1991	Appier, Saberhagen	13	1991	Montgomery	67	1991	Montgomery	33
1992	Appier	15	1992	Montgomery	65	1992	Montgomery	39
1993	Appier	18	1993	Montgomery	69	1993	Montgomery	+45
1994	Cone	16	1994	Brewer	50	1994	Montgomery	27
1995	Appier	15	1995	Montgomery	54	1995	Montgomery	31
1996	Belcher	15	1996	Pichardo	57	1996	Montgomery	24
1997	Belcher	13	1997	Montgomery	55	1997	Montgomery	14
1998	Belcher	14	1998	Service	73	1998	Montgomery	36
1999	Rosado, Suppan	10	1999	Service	68	1999	Montgomery	12

Losses		Starts		Innings Pitched				
1969	Rooker	16	1969	Bunker	31	1969	Bunker	222.2
1970	Rooker, Drago	15	1970	Drago	34	1970	Drago	240.0
1971	Drago	11	1971	Drago	34	1971	Drago	241.1
1972	Drago	17	1972	Spittorff, Drago	33	1972	Drago	239.1
1973	Busby	15	1973	Spittorff	38	1973	Spittorff	262.0
1974	Spittorff	19	1974	Busby	38	1974	Busby	292.1
1975	Fitzmorris, Busby	12	1975	Fitzmorris	35	1975	Busby	260.1
1976	Pattin	14	1976	Leonard	34	1976	Leonard	259.0
1977	Colborn	14	1977	Spittorff, Leonard	37	1977	Leonard	292.2
1978	Leonard	17	1978	Leonard	+40	1978	Leonard	294.2
1979	Spittorff	17	1979	Spittorff	35	1979	Spittorff	240.0
1980	Spitt, Leonard	11	1980	Leonard	*38	1980	Gura	283.1
1981	Leonard	11	1981	Leonard	+26	1981	Leonard	*201.2
1982	Blue, Gura	12	1982	Gura	37	1982	Gura	248.0
1983	Gura	18	1983	Gura	31	1983	Gura	200.1
1984	Gubicza	14	1984	Black	35	1984	Black	257.0
1985	Black	15	1985	Leibrandt, Black	33	1985	Leibrandt	237.2
1986	Leonard	13	1986	Leibrandt	34	1986	Leibrandt	231.1
1987	Jackson, Gubicza	18	1987	Gubicza, Leibrandt	35	1987	Saberhagen	257.0
1988	Saberhagen	16	1988	3 tied	35	1988	Gubicza	269.2
1989	Gubicza, Leibrandt	11	1989	Gubicza	+36	1989	Saberhagen	*262.1
1990	Gordon	11	1990	Gordon	32	1990	Gordon	195.1
1991	Gordon	14	1991	Appier	31	1991	Appier	207.2
1992	Gordon	10	1992	Appier	30	1992	Appier	208.1
1993	Cone	14	1993	Appier, Cone	34	1993	Cone	254.0
1994	Gubicza	9	1994	Gordon	24	1994	Cone	171.2
1995	Gubicza	14	1995	Gubicza	*33	1995	Gubicza	213.1
1996	Haney	14	1996	Belcher, Haney	35	1996	Belcher	238.2
1997	Appier	13	1997	Appier	34	1997	Appier	235.2
1998	Rusch	15	1998	Belcher	34	1998	Belcher	234.0
1999	Rosado	14	1999	Rosado	33	1999	Suppan	208.2

ERA		Complete Games		Strikeouts				
1969	Bunker	3.23	1969	Bunker, Drago	10	1969	Buller	156
1970	Johnson	3.07	1970	Johnson	10	1970	Johnson	206
1971	Hedlund	2.71	1971	Drago	15	1971	Drago	109
1972	Nelson	2.08	1972	Spittorff	12	1972	Spittorff	140
1973	Spittorff	3.98	1973	Spittorff	12	1973	Busby	174
1974	Fitzmorris	2.79	1974	Busby	20	1974	Busby	198
1975	Busby	3.08	1975	Busby	18	1975	Busby	160
1976	Fitzmorris	3.06	1976	Leonard	16	1976	Leonard	148
1977	Leonard	3.04	1977	Leonard	21	1977	Leonard	244
1978	Gura	2.72	1978	Leonard	20	1978	Leonard	183
1979	Leonard	4.08	1979	Leonard	12	1979	Leonard	126
1980	Gura	2.95	1980	Gura	16	1980	Leonard	155
1981	Gura	2.72	1981	Gura	12	1981	Leonard	107
1982	Blue	3.78	1982	Gura	8	1982	Blue	103
1983	Spittorff	3.63	1983	Gura	5	1983	Spittorff	81
1984	Black	3.12	1984	Black	8	1984	Black	140
1985	Leibrandt	2.69	1985	Saberhagen	10	1985	Saberhagen	158
1986	Jackson	3.20	1986	Leibrandt	8	1986	Gubicza	118
1987	Saberhagen	3.36	1987	Saberhagen	15	1987	Gubicza	166
1988	Gubicza	2.70	1988	Saberhagen	9	1988	Gubicza	183
1989	Saberhagen	*2.16	1989	Saberhagen	*12	1989	Saberhagen	193
1990	Appier	2.76	1990	Gordon	6	1990	Gordon	175
1991	Saberhagen	3.07	1991	Saberhagen	7	1991	Gordon	167
1992	Appier	2.46	1992	Appier	3	1992	Appier	150
1993	Appier	*2.56	1993	Cone	6	1993	Cone	191
1994	Cone	2.94	1994	Cone	4	1994	Appier	145
1995	Gubicza	3.75	1995	Appier	4	1995	Appier	185
1996	Appier	3.62	1996	Appier	5	1996	Appier	207
1997	Appier	3.40	1997	Appier	4	1997	Appier	196
1998	Belcher	4.27	1998	Belcher, Rosado	2	1998	Rosado	135
1999	Rosado	3.85	1999	Rosado	5	1999	Rosado	141

ROYALS ALL-TIME TOP 10

Batting

Single Season Games

162	Hal McRae	1977
162	Al Cowens	1977
161	Paul Schaal	1971
161	John Mayberry	1976
161	Willie Wilson	1980
161	Kevin Seitzer	1987
161	Johnny Damon	1998
160	Steve Balboni	1985
160	Kevin Seitzer	1989
159	2 players tied	

Career Games

2707	George Brett	1973-93
2324	Frank White	1973-90
1891	Amos Otis	1970-83
1837	Hal McRae	1973-87
1787	Willie Wilson	1976-90
1245	Fred Patek	1971-79
897	John Mayberry	1972-77
890	Mike Macfarlane	1987-98
880	Cookie Rojas	1970-77
860	John Wathan	1976-85

Single Season At Bats

*705	Willie Wilson	1980
663	Carlos Beltran	1999
*645	George Brett	1976
645	George Brett	1979
642	Johnny Damon	1998
641	Hal McRae	1977
641	Kevin Seitzer	1987
*634	George Brett	1975
631	Willie Wilson	1986
629	Brian McRae	1991

Career At Bats

10349	George Brett	1973-93
7859	Frank White	1973-90
7050	Amos Otis	1970-83
6799	Willie Wilson	1976-90
6568	Hal McRae	1973-87
4305	Fred Patek	1971-79
3131	John Mayberry	1972-77
3072	Cookie Rojas	1970-77
2805	Mike Macfarlane	1987-98
2785	Al Cowens	1974-79

Single Season Runs Scored

*133	Willie Wilson	1980
119	George Brett	1979
113	Willie Wilson	1979
112	Carlos Beltran	1999
108	George Brett	1985
105	George Brett	1977
105	Kevin Seitzer	1987
104	Hal McRae	1977
104	Johnny Damon	1998
102	Jose Offerman	1998

Career Runs Scored

1583	George Brett	1973-93
1074	Amos Otis	1970-83
1060	Willie Wilson	1976-90
912	Frank White	1973-90
873	Hal McRae	1973-87
571	Fred Patek	1971-79
459	John Mayberry	1972-77
408	Kevin Seitzer	1986-91
373	Al Cowens	1974-79
368	Johnny Damon	1995-99

Single Season Hits

*230	Willie Wilson	1980
*215	George Brett	1976
*212	George Brett	1979
+207	Kevin Seitzer	1987
197	Joe Randa	1999
*195	George Brett	1975
194	Willie Wilson	1982
194	Carlos Beltran	1999
191	Hal McRae	1977
191	Jose Offerman	1998

Career Hits

3154	George Brett	1973-93
2006	Frank White	1973-90
1977	Amos Otis	1970-83
1968	Willie Wilson	1976-90
1924	Hal McRae	1973-87
1036	Fred Patek	1971-79
824	Cookie Rojas	1970-77
816	John Mayberry	1972-77
809	Kevin Seitzer	1986-91
784	Al Cowens	1974-79

Single Season Doubles

+54	Hal McRae	1977
+46	Hal McRae	1982
*45	George Brett	1978
45	Frank White	1982
+45	George Brett	1990
44	Jemaine Dye	1999
44	Mike Sweeney	1999
42	George Brett	1979
42	George Brett	1988
41	Hal McRae	1983

Career Doubles

665	George Brett	1973-93
449	Hal McRae	1973-87
407	Frank White	1973-90
365	Amos Otis	1970-83
241	Willie Wilson	1976-90
182	Fred Patek	1971-79
174	Mike Macfarlane	1987-98
141	Danny Tartabull	1987-91
139	John Mayberry	1972-77
139	Cookie Rojas	1970-77

Single Season Triples

*21	Willie Wilson	1985
*20	George Brett	1979
15	Willie Wilson	1980
*15	Willie Wilson	1982
*15	Willie Wilson	1987
*14	George Brett	1976
14	Al Cowens	1977
+13	George Brett	1975
13	Willie Wilson	1979
*13	Jose Offerman	1998

Career Triples

137	George Brett	1973-93
133	Willie Wilson	1976-90
65	Amos Otis	1970-83
63	Hal McRae	1973-87
58	Frank White	1973-90
44	Al Cowens	1974-79
41	Fred Patek	1971-79
37	Johnny Damon	1995-99
32	Brian McRae	1990-94
28	U.L. Washington	1977-84

*Led League

+Tied for league lead

Single Season batting average based on a minimum 502 plate appearances

Career batting average based on a minimum 400 games played

ROYALS ALL-TIME TOP 10

Batting

Single Season Home Runs

36	Steve Balboni	1985
35	Gary Gaetti	1995
34	John Mayberry	1975
34	Danny Tartabull	1987
34	Dean Palmer	1998
32	Bo Jackson	1989
31	Danny Tartabull	1991
30	George Brett	1985
30	Chili Davis	1997
29	Steve Balboni	1986

Career Home Runs

317	George Brett	1973-93
193	Amos Otis	1970-83
169	Hal McRae	1973-87
160	Frank White	1973-90
143	John Mayberry	1972-77
124	Danny Tartabull	1987-91
119	Steve Balboni	1984-88
109	Bo Jackson	1986-90
103	Mike Macfarlane	1987-98
77	Willie Aikens	1980-83

Single Season Runs Batted In

*133	Hal McRae	1982
119	Dean Palmer	1998
119	Jermaine Dye	1999
118	George Brett	1980
112	Al Cowens	1977
112	Darrell Porter	1979
112	George Brett	1985
112	Jeff King	1997
108	Carlos Beltran	1999
107	George Brett	1979

Career Runs Batted In

1595	George Brett	1973-93
1012	Hal McRae	1973-87
992	Amos Otis	1970-83
886	Frank White	1973-90
552	John Mayberry	1972-77
509	Willie Wilson	1976-90
425	Danny Tartabull	1987-91
398	Mike Macfarlane	1987-98
382	Fred Patek	1971-79
374	Al Cowens	1974-79

Single Season Batting Average

*.390	George Brett	1980
.335	George Brett	1985
*.333	George Brett	1976
.332	Hal McRae	1976
*.332	Willie Wilson	1982
.329	George Brett	1979
*.329	George Brett	1990
.326	Willie Wilson	1980
.323	Kevin Seitzer	1987
.322	Mike Sweeney	1999

Career Batting Average

.306	Jose Offerman	1996-98
.305	George Brett	1973-93
.294	Kevin Seitzer	1986-91
.293	Hal McRae	1973-87
.293	Wally Joyner	1992-95
.290	Willie Wilson	1976-90
.287	Danny Tartabull	1987-91
.286	Lou Piniella	1969-73
.283	Johnny Damon	1995-99
.282	2 players tied	

Single Season Walks

122	John Mayberry	1973
121	Darrell Porter	1979
119	John Mayberry	1975
103	Paul Schaal	1971
103	George Brett	1985
102	Kevin Seitzer	1989
89	Jeff King	1997
89	Jose Offerman	1998
85	Chili Davis	1997
84	Mike Fiore	1969

Career Walks

1096	George Brett	1973-93
766	Amos Otis	1970-83
616	Hal McRae	1973-87
561	John Mayberry	1972-77
413	Fred Patek	1971-79
412	Frank White	1973-90
369	Kevin Seitzer	1987-91
360	Willie Wilson	1976-90
325	Danny Tartabull	1987-91
300	Paul Schaal	1969-74

Single Season Strikeouts

*172	Bo Jackson	1989
166	Steve Balboni	1985
158	Bo Jackson	1987
146	Steve Balboni	1986
146	Bo Jackson	1988
139	Steve Balboni	1984
138	Jerry Martin	1982
136	Danny Tartabull	1987
134	Dean Palmer	1998
128	Bo Jackson	1990

Career Strikeouts

1035	Frank White	1973-90
990	Willie Wilson	1976-90
953	Amos Otis	1970-83
907	George Brett	1973-93
697	Hal McRae	1973-87
638	Bo Jackson	1986-90
592	Danny Tartabull	1987-91
586	Fred Patek	1971-79
568	Steve Balboni	1984-88
536	Mike Macfarlane	1987-98

Single Season Stolen Bases

*83	Willie Wilson	1979
79	Willie Wilson	1980
66	Tom Goodwin	1996
59	Willie Wilson	1983
59	Willie Wilson	1987
+53	Fred Patek	1977
*52	Amos Otis	1971
51	Fred Patek	1976
50	Vince Coleman	1994
50	Tom Goodwin	1995

Career Stolen Bases

612	Willie Wilson	1976-90
340	Amos Otis	1970-83
336	Fred Patek	1971-79
201	George Brett	1973-93
178	Frank White	1973-90
150	Tom Goodwin	1994-97
120	U.L. Washington	1977-84
110	Johnny Damon	1995-99
105	Hal McRae	1973-87
105	John Wathan	1976-85

*Led League

+Tied for league lead

Single Season batting average based on a minimum 502 plate appearances

Career batting average based on a minimum 400 games played

ROYALS ALL-TIME TOP 10

Pitching

Single Season Victories

*23	Bret Saberhagen	1989
22	Steve Busby	1974
21	Dennis Leonard	1978
20	Paul Splittorff	1973
*20	Dennis Leonard	1977
20	Dennis Leonard	1980
20	Bret Saberhagen	1985
20	Mark Gubicza	1988
19	Paul Splittorff	1978
18	6 pitchers tied	

Single Season Losses

19	Paul Splittorff	1974
18	Larry Gura	1983
18	Mark Gubicza	1987
18	Danny Jackson	1987
17	Dick Drago	1972
17	Dennis Leonard	1978
17	Paul Splittorff	1979
16	Jim Rooker	1969
16	Bret Saberhagen	1988
15	5 pitchers tied	

Single Season ERA

2.08	Roger Nelson	1972
*2.16	Bret Saberhagen	1989
2.46	Kevin Appier	1992
*2.56	Kevin Appier	1993
2.69	Charlie Leibrandt	1985
2.70	Mark Gubicza	1988
2.71	Mike Hedlund	1971
2.72	Larry Gura	1978
2.72	Larry Gura	1981
2.76	Kevin Appier	1990

Single Season Appearances

*84	Dan Quisenberry	1985
*75	Dan Quisenberry	1980
73	Jeff Montgomery	1990
73	Scott Service	1998
72	Dan Quisenberry	1982
72	Dan Quisenberry	1984
70	Matt Whisenant	1998
*69	Dan Quisenberry	1983
69	Jeff Montgomery	1993
68	Scott Service	1999

Single Season Games Started

*40	Dennis Leonard	1978
38	Paul Splittorff	1973
38	Steve Busby	1974
38	Paul Splittorff	1978
*38	Dennis Leonard	1980
37	Steve Busby	1973
37	Paul Splittorff	1977
37	Larry Gura	1982
36	3 pitchers tied	

Single Season Complete Games

21	Dennis Leonard	1977
20	Steve Busby	1974
20	Dennis Leonard	1978
18	Steve Busby	1975
16	Dennis Leonard	1976
16	Larry Gura	1980
15	Dick Drago	1971
15	Bret Saberhagen	1987
*12	4 pitchers tied	
	(Saberhagen led league in '89)	

Career Victories

166	Paul Splittorff	1970-84
144	Dennis Leonard	1974-86
132	Mark Gubicza	1984-96
114	Kevin Appier	1989-99
111	Larry Gura	1976-85
110	Bret Saberhagen	1984-91
79	Tom Gordon	1988-95
76	Charlie Leibrandt	1984-89
70	Steve Busby	1972-80
70	Al Fitzmorris	1969-76

Career Losses

143	Paul Splittorff	1979-84
135	Mark Gubicza	1984-96
106	Dennis Leonard	1974-86
89	Kevin Appier	1989-99
78	Larry Gura	1976-85
78	Bret Saberhagen	1984-91
71	Tom Gordon	1988-95
70	Dick Drago	1969-73
61	Charlie Leibrandt	1984-89
57	Buddy Black	1982-88

Career ERA

2.55	Dan Quisenberry	1979-88
3.05	Steve Farr	1985-90
3.06	Steve Mingori	1973-79
3.08	Roger Nelson	1969-72,76
3.20	Jeff Montgomery	1988-99
3.21	Bret Saberhagen	1984-91
3.29	David Cone	1986, 93-94
3.46	Kevin Appier	1989-99
3.46	Al Fitzmorris	1969-76
3.48	Marty Pattin	1974-80

Career Appearances

686	Jeff Montgomery	1988-99
573	Dan Quisenberry	1979-88
429	Paul Splittorff	1970-84
382	Mark Gubicza	1984-96
312	Dennis Leonard	1974-86
310	Larry Gura	1976-85
292	Doug Bird	1973-78
289	Steve Farr	1985-90
281	Kevin Appier	1989-99
274	Tom Gordon	1988-95

Career Games Started

392	Paul Splittorff	1970-84
327	Mark Gubicza	1984-96
302	Dennis Leonard	1974-86
269	Kevin Appier	1989-99
226	Bret Saberhagen	1984-91
219	Larry Gura	1976-85
187	Charlie Leibrandt	1984-89
160	Dick Drago	1969-73
150	Steve Busby	1972-80
144	Tom Gordon	1988-95

Career Complete Games

103	Dennis Leonard	1974-86
88	Paul Splittorff	1970-84
61	Larry Gura	1976-85
64	Bret Saberhagen	1984-91
53	Steve Busby	1972-80
53	Dick Drago	1969-73
42	Mark Gubicza	1984-96
35	Al Fitzmorris	1969-76
34	Charlie Leibrandt	1984-89
32	Kevin Appier	1989-99

*Led League

+Tied for league lead

Single Season ERA based on a minimum 162 innings pitched

Career ERA based on a minimum 400 innings pitched

ROYALS ALL-TIME TOP 10

Pitching

Single Season Shutouts

6	Roger Nelson	1972
+5	Dennis Leonard	1979
5	Dennis Leonard	1977
4	8 pitchers tied	

Single Season Saves

*45	Dan Quisenberry	1983
+45	Jeff Montgomery	1993
*44	Dan Quisenberry	1984
39	Jeff Montgomery	1992
*37	Dan Quisenberry	1985
36	Jeff Montgomery	1998
*35	Dan Quisenberry	1982
+33	Dan Quisenberry	1980
33	Jeff Montgomery	1991
31	Jeff Montgomery	1995

Single Season Innings Pitched

295	Dennis Leonard	1978
293	Dennis Leonard	1977
292	Steve Busby	1974
283	Larry Gura	1981
280	Dennis Leonard	1980
270	Mark Gubicza	1988
262	Paul Splittorff	1973
262	Paul Splittorff	1978
262	Bret Saberhagen	1989
261	Bret Saberhagen	1988

Single Season Home Runs Allowed

*37	Tim Belcher	1998
33	Dennis Leonard	1979
31	Larry Gura	1982
31	Tim Belcher	1997
30	Dennis Leonard	1980
29	Wally Bunker	1969
29	Larry Gura	1979
29	Chris Haney	1996
28	3 pitchers tied	

Single Season Walks

120	Mark Gubicza	1987
114	David Cone	1993
109	Danny Jackson	1987
107	Pat Rapp	1998
105	Steve Busby	1973
102	Jim Rooker	1970
100	Rich Gale	1978
99	Rich Gale	1979
92	Steve Busby	1974
91	Bill Butler	1969

Single Season Strikeouts

244	Dennis Leonard	1977
207	Kevin Appier	1996
206	Bob Johnson	1970
198	Steve Busby	1974
196	Kevin Appier	1997
193	Bret Saberhagen	1989
191	David Cone	1993
186	Kevin Appier	1993
185	Kevin Appier	1995
183	2 pitchers tied	

Career Shutouts

23	Dennis Leonard	1974-86
17	Paul Splittorff	1970-84
16	Mark Gubicza	1984-96
14	Larry Gura	1976-85
14	Bret Saberhagen	1984-91
11	Al Fitzmorris	1969-76
10	Dick Drago	1969-73
10	Charlie Leibrandt	1984-89
10	Kevin Appier	1989-98

Career Saves

304	Jeff Montgomery	1988-99
238	Dan Quisenberry	1979-88
58	Doug Bird	1973-78
49	Steve Farr	1985-90
40	Ted Abernathy	1970-72
31	Al Hrabosky	1978-79
28	Tom Burgmeier	1969-73
28	Mark Littell	1973, 75-77
27	Steve Mingori	1973-79
26	Gene Garber	1973-74, 87-88

Career Innings Pitched

2555	Paul Splittorff	1970-84
2218	Mark Gubicza	1984-96
2187	Dennis Leonard	1974-86
1821	Kevin Appier	1989-99
1701	Larry Gura	1976-85
1660	Bret Saberhagen	1984-91
1257	Charlie Leibrandt	1984-89
1149	Tom Gordon	1988-95
1134	Dick Drago	1969-73
1098	Al Fitzmorris	1969-76

Career Home Runs Allowed

202	Dennis Leonard	1974-86
192	Paul Splittorff	1970-84
166	Larry Gura	1976-85
153	Mark Gubicza	1984-96
134	Kevin Appier	1989-99
123	Bret Saberhagen	1984-91
102	Charlie Leibrandt	1984-89
100	Buddy Black	1982-88
96	Tim Belcher	1996-98
91	Dick Drago	1969-73

Career Walks

783	Mark Gubicza	1984-96
780	Paul Splittorff	1970-84
624	Kevin Appier	1989-99
622	Dennis Leonard	1974-86
587	Tom Gordon	1988-95
503	Larry Gura	1976-85
433	Steve Busby	1972-80
359	Al Fitzmorris	1969-76
359	Charlie Leibrandt	1984-89
331	Bret Saberhagen	1984-91

Career Strikeouts

1451	Kevin Appier	1989-99
1366	Mark Gubicza	1984-96
1323	Dennis Leonard	1974-86
1093	Bret Saberhagen	1984-91
1057	Paul Splittorff	1970-84
999	Tom Gordon	1988-95
720	Jeff Montgomery	1988-99
659	Steve Busby	1972-80
633	Larry Gura	1976-85
618	Charlie Leibrandt	1984-89

*Led League

+Tied for league lead

Single Season ERA based on a minimum 162 innings pitched

Career ERA based on a minimum 400 innings pitched

ROYALS AWARD WINNERS

MAJOR LEAGUE PLAYER OF THE YEAR

- 1979—George Brett (Baseball Digest, Baseball Bulletin)
1980—George Brett (The Sporting News, AP, Sport, Baseball Magazine, Baseball Digest)

AMERICAN LEAGUE PLAYER OF THE YEAR (MVP)

- 1976—George Brett (Baseball Bulletin)
1980—George Brett (BBWAA, The Sporting News, AP)

AMERICAN LEAGUE PITCHER OF THE YEAR

- 1989—Bret Saberhagen (The Sporting News)

ALL-MAJOR LEAGUE TEAM

- 1973—John Mayberry, 1B (UPI)
1975—George Brett, 3B (UPI); John Mayberry, 1B (UPI)
1976—George Brett, 3B (AP)
1978—Frank White, 2B (The Sporting News)
1980—George Brett, 3B (The Sporting News)
1982—Hal McRae, DH (AP)
1989—Bret Saberhagen P (AP)
1993—Kevin Appier (Baseball America)

ALL-AMERICAN LEAGUE TEAM

- 1971—Cookie Rojas, 2B (The Sporting News)
1972—Richie Scheinblum, OF (The Sporting News)
1973—John Mayberry, 1B; Amos Otis, OF (The Sporting News)
1975—John Mayberry, 1B (The Sporting News)
1976—George Brett, 3B (The Sporting News, UPI, Baseball Bulletin);
Dennis Leonard, P (UPI); Mark Littell, P (UPI)
1977—Hal McRae, DH (The Sporting News); George Brett, 3B (Baseball Bulletin, AP)
1979—George Brett, 3B (The Sporting News, AP, UPI); Darrell Porter, C (The Sporting News)
1980—George Brett, 3B (The Sporting News, UPI, Baseball Bulletin, Baseball Magazine);
Hal McRae, DH (The Sporting News); Willie Wilson, OF (UPI)
1982—Hal McRae, DH (The Sporting News, UPI); Dan Quisenberry, P (UPI)
1983—Dan Quisenberry (UPI)
1988—George Brett, 1B (The Sporting News)
1989—Bret Saberhagen, P (The Sporting News, USA TODAY, UPI); Bo Jackson, OF
(USA Today)
1994—David Cone, P (The Sporting News)

CY YOUNG AWARD

- 1985—Bret Saberhagen (23 of 28 first-place votes)
1989—Bret Saberhagen (27 of 28 first-place votes)
1994—David Cone (15 of 28 first-place votes)

AMERICAN LEAGUE FIREMAN OF THE YEAR

- 1980—Dan Quisenberry (Roloids, The Sporting News)
1982—Dan Quisenberry (Roloids, The Sporting News)
1983—Dan Quisenberry (Roloids, The Sporting News)
1984—Dan Quisenberry (Roloids, The Sporting News)
1985—Dan Quisenberry (Roloids, The Sporting News)
1993—Jeff Montgomery (Roloids)

AMERICAN LEAGUE COMEBACK PLAYER OF THE YEAR

- 1987—Bret Saberhagen, P (The Sporting News, UPI)

AMERICAN LEAGUE ROOKIE OF THE YEAR

- 1969—Lou Piniella (BBWAA)
1989—Tom Gordon (Baseball Digest, USA TODAY)
1994—Bob Hamelin (BBWAA, The Sporting News, Baseball Digest)
1999—Carlos Beltran (BBWAA, The Sporting News, Baseball America, Baseball Digest)

AMERICAN LEAGUE ROOKIE PITCHER OF THE YEAR

- 1973—Steve Busby (The Sporting News)
1978—Rich Gale (The Sporting News)
1989—Tom Gordon (The Sporting News)
1990—Kevin Appier (The Sporting News)

ALL-ROOKIE TEAM

- 1969—Bill Butler, LHP (Topps); Lou Piniella, OF (Topps)
1974—George Brett, 3B (Baseball Digest)
1976—Tom Poquette, OF (Topps, Baseball Digest, Baseball Bulletin)
1978—Rich Gale, P (Baseball Digest, Baseball Bulletin); Clint Hurdle, OF
(Baseball Digest, Baseball Bulletin); Willie Wilson, OF (Baseball Bulletin)
1987—Kevin Seitzer, 3B (Topps, Baseball Digest)
1988—Jeff Montgomery, P (Baseball Digest)
1989—Tom Gordon, P (Topps, Baseball Digest)
1990—Kevin Appier, P (Topps, Baseball Digest)
1991—David Howard, SS (Baseball Digest)
1992—Rusty Meacham, P (Baseball Digest)
1994—Bob Hamelin, DH (Baseball Digest) 1B (Topps)
1996—Jose Rosado, P (Baseball Digest), Joe Randa, 3B (Topps)
1999—Carlos Beltran, OF (Baseball Digest, Topps)

DESIGNATED HITTER OF THE YEAR

- 1976—Hal McRae (Manchester Union Leader)
1980—Hal McRae (Manchester Union Leader)
1982—Hal McRae (Manchester Union Leader)

MAJOR LEAGUE and A.L. MANAGER OF THE YEAR

- 1976—Whitey Herzog (UPI, Baseball Bulletin)

WORLD SERIES MOST VALUABLE PLAYER

- 1985—Bret Saberhagen

ALCS MOST VALUABLE PLAYER

- 1980—Frank White
1985—George Brett

AWARD WINNERS

ALL-STAR GAME MOST VALUABLE PLAYER

1989—Bo Jackson, OF

EXECUTIVE OF THE YEAR

1971—Cedric Tallis (The Sporting News)

1976—Joe Burke (The Sporting News)

1985—John Schuerholz (The Sporting News)

MISCELLANEOUS AWARDS

JOE CRONIN AWARD—George Brett (1980, 1992), Dan Quisenberry (1983)

FRED HUTCHINSON AWARD—George Brett (1980), Dennis Leonard (1986)

SEAGRAM'S 7 CROWNS OF SPORTS AWARD—George Brett (1980), Dan Quisenberry (1983)

MAN-OF-THE-YEAR (The Sporting News)—George Brett (1980)

MINOR LEAGUE PLAYER-OF-THE-YEAR (Baseball America)—Tom Gordon (1988);

(Topps/NAPBL)—Johnny Damon (1995)

TONY CONIGLIARO AWARD—Jim Eisenreich (1991)

ORGANIZATION OF THE YEAR—Royals (1994-Baseball America, USA Today, Topps); (1995-Topps)

Les Milgram Royals Player of the Year

1971—Amos Otis, Fred Patek	1980—George Brett	1990—George Brett
1972—John Mayberry	1981—Willie Wilson	1991—Danny Tartabull
1973—Amos Otis	1982—Hal McRae	1992—George Brett
1974—Hal McRae	1983—Frank White	1993—Greg Gagne
1975—George Brett	1984—Willie Wilson	1994—Bob Hamelin
1976—George Brett	1985—George Brett	1995—Gary Gaetti
1977—Al Cowens	1986—Frank White	1996—Tom Goodwin
1978—Amos Otis	1987—Danny Tartabull	1997—Jay Bell
1979—George Brett	1988—George Brett	1998—Dean Palmer
	1989—Jim Eisenreich	1999—Jermaine Dye

Bruce Rice Royals Pitcher of the Year

1971—Dick Drago	1980—Dan Quisenberry	1990—Steve Farr
1972—Roger Nelson	1981—Larry Gura	1991—Bret Saberhagen
1973—Paul Splittorf	1982—Dan Quisenberry	1992—Kevin Appier
1974—Steve Busby	1983—Dan Quisenberry	1993—Kevin Appier
1975—Dennis Leonard	1984—Dan Quisenberry	1994—David Cone
1976—Mark Littell	1985—Bret Saberhagen	1995—Kevin Appier
1977—Dennis Leonard	1986—Mark Gubicza	1996—Tim Lincecum
1978—Larry Gura	1987—Bret Saberhagen	1997—Tim Lincecum
1979—Dennis Leonard	1988—Mark Gubicza	1998—Jeff Montgomery
	1989—Bret Saberhagen	1999—Jose Rosado

American League Player of the Month

July, 1975—John Mayberry
July, 1980—George Brett (co-winner)
Sept., 1981—Willie Wilson (co-winner)
May, 1982—Hal McRae
June, 1982—George Brett

April, 1983—George Brett
May, 1985—George Brett
July, 1985—George Brett
July, 1990—George Brett
June, 1997—Jeff King
July, 1999—Joe Randa

American League Pitcher of the Month

July, 1980—Larry Gura
September, 1981—Larry Gura (co-winner)
April, 1985—Charlie Leibrandt
July, 1985—Bret Saberhagen
September, 1985—Charlie Leibrandt
April, 1987—Bret Saberhagen

June, 1988—Mark Gubicza
June, 1989—Mark Gubicza
August, 1989—Bret Saberhagen
July, 1992—Kevin Appier
May, 1994—David Cone
June, 1995—Kevin Appier

American League Player of the Week

May 5, 1974—Fran Healy
June 18, 1974—John Mayberry
June 25, 1974—Steve Busby
August 13, 1974—Amos Otis
September 4, 1974—Hal McRae
July 6, 1975—John Mayberry
August 31, 1975—Dennis Leonard
May 10, 1976—George Brett
June 7, 1976—Hal McRae
May 9, 1977—Jim Colborn
September 19, 1977—Al Cowens
July 23, 1978—Clint Hurdle
September 17, 1978—Amos Otis
May 28, 1979—George Brett
August 12, 1979—Hal McRae
August 26, 1979—Willie Wilson
June 8, 1980—George Brett
July 20, 1980—George Brett
August 17, 1980—George Brett
May 2, 1982—Hal McRae
April 24, 1983—George Brett
September 18, 1983—Dan Quisenberry
July 30, 1984—Frank White
September 17, 1984—Buddy Black
July 1-7, 1985—George Brett
July 8-14, 1985—Bret Saberhagen

August 11-17, 1986—George Brett
July 27-August 2, 1987—Kevin Seitzer
May 16-22, 1988—Kurt Stillwell
July 18-24, 1988—George Brett
April 17-23, 1989—Bo Jackson
Sept. 11-17, 1989—Bret Saberhagen
July 16-22, 1990—George Brett
June 9-16, 1991—Danny Tartabull
July 1-7, 1991—Danny Tartabull
Aug. 26-Sept. 1, 1991—Bret Saberhagen
May 10-17, 1992—Mark Gubicza
June 1-7, 1992—Jeff Montgomery
July 27-Aug. 2, 1992—Gregg Jefferies
Sept. 28-Oct. 4, 1992—George Brett
May 24-30, 1993—Wally Joyner
Sept. 13-19, 1993—Kevin Appier
Sept. 20-26, 1993—George Brett
April 11-17, 1994—Bob Hamelin
May 16-22, 1994—David Cone
July 11-17, 1994—Wally Joyner
May 29-June 4, 1995—Gary Gaetti
September 22-28, 1997—Jeff King
April 12-19, 1998—Hal Morris
May 17-23, 1999—Jermaine Dye
June 7-13, 1999—Joe Randa
June 28-July 4, 1999—Mike Sweeney

ROYALS CONSECUTIVE STREAKS

Wins-All Games

Length	Year	Details
16	1977	August 31 (win vs. Texas) - Sept. 16 (loss vs. Seattle)
14	1994	July 23 (win at Detroit) - August 6 (loss vs. Seattle)
10	1978	July 14 (win at Milwaukee) - July 25 (loss vs. New York)
10	1977	August 17 (win at Cleveland) - August 27 (loss at Balt.)
9	1989	August 15 (win at Chicago) - August 24 (loss vs. Cal.)
8		8 times, latest: Sept. 2 (win vs. Chicago) - Sept. 9 (loss at California), 1985

Losses-All Games

Length	Year	Details
12	1997	June 28 (loss vs. Milwaukee) - July 14 (win vs. Milwaukee)
11	1986	June 27 (loss at Minnesota) - July 9 (win vs. Baltimore)
10	'91-92	Oct. 4 (loss at California) - April 14 (win vs. Oakland)
9	1999	May 29 (loss at Anaheim) - June 8 (win vs. St. Louis)
9	1992	April 15 (loss vs. Oakland) - April 26 (win at Toronto)
9	1990	Sept. 3 (loss at Chicago) - Sept. 12 (win vs. Toronto)
8	1980	Sept. 20 (loss vs. Oakland) - Sept. 30 (win vs. Seattle)
8	1974	August 28 (loss vs. Cleveland) - Sept. 6 (win vs. Minn.)
8	1971	July 25 (loss at Cleveland) - August 4 (win vs. Minn.)
8	1990	June 5 (loss vs. California) - June 13 (win at California)
8	1998	May 15 (loss at Boston) - May 24 (win at Texas)

Wins-Home Games

Length	Year	Details
13	1994	July 17 (win vs. Detroit) - August 6 (loss vs. Seattle)
13	1977	July 10 (win vs. Oakland) - August 8 (loss vs. California)
9	1991	July 20 (win vs. Detroit) - August 10 (loss vs. Cleveland)
9	1988	May 28 (win vs. Texas) - June 17 (loss vs. California)
9	1987	May 2 (win vs. Cleveland) - May 20 (loss vs. Boston)
9	1985	August 26 (win vs. Texas) - Sept. 16 (loss vs. Seattle)
9	1978	July 7 (win vs. Baltimore) - July 25 (loss vs. New York)
9	1977	August 31 (win vs. Texas) - Sept. 16 (loss vs. Seattle)

Losses-Home Games

Length	Year	Details
8	1991	June 22 (loss vs. Baltimore) - July 7 (win vs. Oakland)
8	1974	August 28 (loss vs. Cleveland) - Sept. 6 (win vs. Minn.)
8	1970	April 10 (loss to California) - April 30 (win vs. Detroit)
7	1992	April 15 (loss vs. Oakland) - May 6 (win vs. Milwaukee)
7	1991	April 27 (loss vs. Boston) - May 4 (win vs. Toronto)
6		8 times, latest: May 8 (loss vs. Boston) - May 29 (win vs. Oakland), 1998

Wins-Road Games

Length	Year	Details
11	1977	Sept. 5 (win at Seattle) - Sept. 26 (loss at Oakland)
8	1975	Sept. 1 (win at Chicago) - Sept. 8 (loss at Oakland)
7	1973	April 7 (win at California) - April 29 (loss at Detroit)
7	1989	August 15 (win at Chicago) - Sept. 2 (loss at Texas)
6		7 times, latest: May 7 (win at Minnesota) - May 16 (loss at Seattle), 1999

Losses-Road Games

Length	Year	Details
12	1997	June 23 (loss at Chicago) - July 19 (win at Seattle)
11	'91-92	October 4 (loss at California) - April 26 (win at Toronto)
10	1986	June 18 (loss at Oakland) - July 21 (win at Baltimore)
9	1999	August 20 (loss at Tampa Bay) - Sept. 2 (win at Boston)
8	1982	June 26 (loss at California) - July 18 (win at Baltimore)
8	1973	August 5 (loss at Minn.) - August 29 (win at Cleveland)
8	'71-72	September 28 (loss at Oakland) - May 2 (win at Detroit)
7		5 times, latest: Sept. 3, 1990 (loss at Chicago) - September 17, 1990 (win at Minnesota)

THE LAST TIME IT HAPPENED

For the Royals

Hitting

- Hit for the Cycle**—George Brett, July 25, 1990 at Toronto.
Grand Slam—Mike Sweeney, May 14, 1999 at Seattle.
Pinch-Hit Home Run—Shane Mack, May 22, 1998 at Texas.
Pinch-Hit Grand Slam—Shane Mack, May 22, 1998 at Texas.
Home Run Leading Off Game—Johnny Damon, July 17, 1999 at Milwaukee.
Five-Hit Game—Joe Randa, July 9, 1999 vs. Houston.
Six-Hit Game—Kevin Seitzer, August 2, 1987 vs. Boston (6-for-6).
Two Hits, One Inning—Jermaine Dye and Chad Kreuter, June 26, 1999 vs. Cleveland (8th inning).
Two-Home Run Game—Mark Quinn, September 20, 1999 at Seattle.
Three-Home Run Game—Danny Tartabull, July 6, 1991 vs. Oakland.
Back-to-Back Home Runs—Mark Quinn and Joe Vitiello, September 20, 1999 at Seattle.
Three Home Runs, One Inning—Carlos Beltran, Jeff King and Mike Sweeney, May 18, 1999 vs. Oakland.

Pitching (Complete Games Only for Low-Hit Games)

- No-Hitter**—Bret Saberhagen, August 26, 1991 vs. Chicago (Royals 7-0).
One-Hitter—Mark Gubicza, June 16, 1995 at Oakland (Royals 7-0).
Two-Hitter—Jose Rosado, July 3, 1998 vs. Cleveland (Indians 2-1).
10+ Innings Pitched—Kevin Appier, July 23, 1992 at Cleveland (10.0).
10+ Strikeouts—Jay Witasick, September 17, 1999 at Oakland (10).
Back-to-Back Shutouts—Sept. 29-30, 1992 at California (2-0 and 4-0).

Miscellaneous

- Triple Play**—April 3, 1996 at Baltimore (Randa-Roberts-Hamelin-Fasano with Bonilla batting).
Position Player Pitching—Shane Halter, July 17, 1998 at Seattle.
Three or more Steals, One Game—Jose Offerman, Sept. 17, 1998 at Chicago.
Steal of Home—Joe Randa, at Minnesota, May 18, 1999.
Suspended Game—May 26-27, 1976 at Texas (Texas 5-4 in 10 innings).
Home run in first ML at bat—Jon Nunnally, April 29, 1995 vs. New York (Melido Perez).

Against the Royals

Hitting

- Hit for the Cycle**—Chris Singleton, Chicago, July 6, 1999 at Comiskey Park.
Grand Slam—Rob Fick, Detroit, September 27, 1999 at Tiger Stadium (Montgomery pitching).
Inside-the-Park Home Run—Damon Buford, Texas, June 5, 1997 at Kauffman Stadium (Appier pitching).
Pinch-Hit Home Run—Darryl Strawberry, New York, May 2, 1998 at Kauffman Stadium (Service pitching).
Pinch-Hit Grand Slam—Darryl Strawberry, New York, May 2, 1998 at Kauffman Stadium (Service pitching).
Home Run Leading Off Game—Luis Polonia, Detroit, October 2, 1999 at Kauffman Stadium (Suppan pitching).
Back-to-Back Home Runs—David Segui and Carlos Delgado, Toronto, September 4, 1999 at Kauffman Stadium (Suppan pitching).
Three Home Runs, One Inning—Travis Fryman, Bobby Higginson and Tony Clark, Detroit, August 23, 1996 in Kauffman Stadium (Appier pitching).

Pitching (Complete Games Only for Low-Hit Games)

- No-Hitter**—Nolan Ryan, California, May 15, 1973 in Kauffman Stadium (Angels 3-0).
One-Hitter—Bobby Witt, Oakland, June 24, 1994 at Oakland Coliseum (Athletics 4-0).
Two-Hitter—Pat Hentgen, Toronto, May 3, 1994 at SkyDome (Blue Jays 1-0).
Back-to-Back Shutouts—September 26-27, 1995 vs. Chicago (7-0 and 6-0).

Miscellaneous

- Triple Play**—June 3, 1977 vs. Baltimore at Kauffman Stadium, (9-6-4-6 Wathan batting).
Position Player Pitching—Vance Law, Oakland, October 2, 1991 at Kauffman Stadium.
Three or more Steals, One Game—Shannon Stewart, Toronto, June 21, 1999 at SkyDome (3 SB's).
Steal of Home—Albert Belle, Baltimore, April 27, 1999 at Camden Yards.

ROYALS ALL-TIME TRADES

DATE	TEAM	PLAYERS OBTAINED	PLAYERS TRADED
12-12-68	Angels	Ed Kirkpatrick, Dennis Paepke	Hoyt Wilhelm
12-16-68	Astros	Buck Martinez, Tommy Smith, Mike Sinnerud	John Jones
04-01-69	Pilots	Lou Piniella	Steve Whitaker, John Gelnar
12-03-69	Mets	Amos Otis, Bob Johnson	Joe Foy
05-29-70	Red Sox	Tommy Matchick	Mike Fiore
06-13-70	Cardinals	Cookie Rojas	Fred Rico
06-15-70	Orioles	Bob Floyd	Moe Drabowsky
07-01-70	Cardinals	Ted Abernathy	Chris Zachary
10-13-70	White Sox	Gail Hopkins, John Matias	Pat Kelly, Don O'Riley
10-19-70	Giants	Bob Garibaldi	Fran Healy
12-02-70	Pirates	Fred Patek, Jerry May, Bruce Dal Canton	Bob Johnson, Jack Hernandez, Jimmy Campanis
02-02-71	Brewers	Carl Taylor	Ellie Rodriguez
05-11-71	Brewers	Ted Savage	Tommy Matchick
12-02-71	Astros	John Mayberry, Dave Grangaard	Lance Clemons, Jim York
05-05-72	Angels	Tom Murphy	Bob Olliver
10-25-72	Pirates	Gene Garber	Jim Rooker
11-02-72	Indians	Kurt Bevacqua	Mike Hedlund
12-02-72	Reds	Hal McRae, Wayne Simpson	Roger Nelson, Richie Scheinblum
02-01-73	White Sox	Jim Lyttle	Joe Keough
04-02-73	Giants	Fran Healy	Greg Minton
06-09-73	Indians	Steve Mingori	Mike Jackson
10-24-73	Red Sox	Marty Pattin	Dick Drago
12-05-73	Pirates	Nelson Briles, Fernando Gonzalez	Ed Kirkpatrick, Kurt Bevacqua, Winston Cole
12-07-73	Yankees	Lindy McDaniel	Lou Piniella, Ken Wright
02-23-74	Angels	Vada Pinson	Barry Raziano
04-30-74	Angels	Richie Scheinblum	Paul Schaal
06-30-75	Braves	Ray Sadecki	Bruce Dal Canton, Norm Angelini, Al Autry
11-12-75	Rangers	Dave Nelson	Nelson Briles
05-16-76	Yankees	Larry Gura	Fran Healy
12-06-76	Brewers	Jim Colborn, Darrell Porter	Jamie Quirk, Jim Wohlford, Bob McClure
12-09-77	Cardinals	Al Hrabosky	Mark Littell, Buck Martinez
06-01-78	Mariners	Steve Braun	Jim Colborn
08-03-78	Brewers	Jamie Quirk	Gerry Ako
04-03-79	Phillies	Todd Cruz	Doug Bird
06-13-79	Red Sox	George Scott	Tom Poquette
12-06-79	Angels	Willie Aikens, Rance Mulliniks	Todd Cruz, Al Cowens, Craig Eaton
01-21-81	Reds	Cesar Geronimo	German Barranca
03-31-81	Mets	Juan Berenguer	Marvell Wynne, John Skinner
12-11-81	Giants	Jerry Martin	Rich Gale, Bill Laskey
12-11-81	Reds	Scott Brown	Clint Hurdle
01-19-82	Expos	Grant Jackson	Ken Phelps
03-02-82	Mariners	Buddy Black	Manny Castillo
03-24-82	White Sox	Greg Pryor	Jeff Schattinger
03-25-82	Blue Jays	Phillip Huffman	Rance Mulliniks
03-30-82	Giants	Vida Blue, Bob Tufts Martin	Atlee Hammaker, Renie Chamberlain
02-04-83	Blue Jays	Leon Roberts	Cecil Fielder
06-07-83	Reds	Charlie Leibrandt	Bob Tufts
12-08-83	Yankees	Steve Balboni, Roger Erickson	Mike Armstrong, Duane Dewey
12-09-83	Dodgers	Joe Beckwith	John Serritella, Joe Szekely, Jose Torres
12-19-83	Blue Jays	Jorge Orta	Willie Aikens
01-07-85	Expos	Mike Kinnunen, Ken Baker	U.L. Washington
01-18-85	Brewers	Jim Sundberg	%Don Slaught, #Frank Wills
05-17-85	Cardinals	Lonnie Smith	John Morris

%Slaught traded to Texas.

#Wills traded to New York Mets.

@Rhodes traded to Chicago Cubs.

ALL-TIME TRADES

DATE	TEAM	PLAYERS OBTAINED	PLAYERS TRADED
04-01-86	Mets	Angel Salazar	Tony Ferreira
05-21-86	Mariners	Terry Bell	Mark Huisman
09-23-86	Braves	Steve Shields	Darryl Motley
12-10-86	Mariners	Danny Tartabull, Rick Luecken	Scott Bankhead, Mike Kingery, Steve Shields
12-17-86	Orioles	Juan Beniquez	Jimmy Daniel, Joe Jarrell
03-27-87	Mets	Rick Anderson, Ed Hearn, Mauro Gozzo	David Cone, Chris Jelic
03-30-87	Cubs	Thad Bosley, Dave Gumpert	Jim Sundberg
07-14-87	Blue Jays	Luis Aquino	Juan Beniquez
08-30-87	Braves	Gene Garber	Terry Bell
11-06-87	Reds	Ted Power, Kurt Stillwell	Danny Jackson, Angel Salazar
12-10-87	White Sox	Floyd Bannister Dave Cochrane	John Davis, Greg Hibbard, Chuck Mount, Melido Perez
02-13-88	Reds	Jeff Montgomery	Van Snider
06-03-88	Indians	Pat Tabler	Buddy Black
08-31-88	Tigers	Mark Lee, Rey Palacios	Ted Power
06-09-89	Mets	Terry Leach	Aguedo Vasquez
09-02-89	Phillies	Larry McWilliams	Jeff Hulse
12-15-89	Braves	Gerald Perry, Jim LeMasters	Charlie Leibbrandt, Rick Luecken
03-31-90	Phillies	Steve Jeltz	Jose DeJesus
04-02-90	Tigers	Greg Everson	Jerry Don Gleaton
08-31-90	Mets	Archie Corbin	Pat Tabler
05-04-91	Pirates	Carmelo Martinez	Victor Cole
07-11-91	Reds	Todd Benzinger	Carmelo Martinez
12-11-91	Dodgers	Chris Gwynn, Domingo Mota	Todd Benzinger
12-11-91	Mets	Gregg Jefferies, Keith Miller Kevin McReynolds	Bret Saberhagen, Bill Pecota
12-11-91	Orioles	Bob Melvin	Storm Davis
03-10-92	Pirates	Neal Heaton	Kirk Gibson
07-21-92	Braves	Juan Berenguer	Mark Davis
08-29-92	Expos	Chris Haney, Bill Sampen	Sean Berry, Archie Corbin
11-19-92	Pirates	Jose Lind	Dennis Moeller, Joel Johnston
12-09-92	Expos	Mark Gardner, Doug Piatt	Tim Spehr, Jeff Shaw
02-12-93	Cardinals	Felix Jose, Craig Wilson	Gregg Jefferies, Ed Gerald
04-26-93	Brewers	Cash	Mike Boddicker
07-30-93	Yankees	John Habyan	@Karl Rhodes
07-31-93	Pirates	Stan Belinda	Dan Miceli, Jon Leiber
01-05-94	Mets	Vince Coleman	Kevin McReynolds
12-13-94	Red Sox	Player to be Named	Terry Shumpert
04-05-95	Cubs	Derek Wallace, Geno Morones	Brian McRae
04-06-95	Blue Jays	Chris Stynes, David Sinnes Anthony Medrano	David Cone
04-22-95	Giants	Brent Cookson	Enrique Burgos
07-08-95	Mariners	Dave Fleming	Bob Milacki
07-21-95	Mets	Jason Jacome	Derek Wallace, PTBNL
08-12-95	Astros	Rick Hulsman	Pat Borders
08-14-95	Red Sox	Wes Chamberlain	Chris James
08-15-95	Mariners	Jim Converse	Vince Coleman
09-08-95	Tigers	Juan Samuel	Phil Hiatt
12-17-95	Dodgers	Jose Offerman	Billy Brewer
12-21-95	Padres	Bip Roberts, Bryan Wolff	Wally Joyner, Aaron Dorlarque
10-28-96	Angels	Chili Davis	Mark Gubicza, Mike Bovee
11-27-96	Giants	Jamie Brewington	Ramon Martinez
12-13-96	Pirates	Jay Bell, Jeff King	Joe Randa, Jeff Granger, Jeff Wallace, Jeff Martin
01-28-97	Expos	Yamil Benitez	Melvin Bunch
03-27-97	Braves	Jermaine Dye, Jamie Walker	Michael Tucker, Keith Lockhart
07-15-97	Reds	Hector Carrasco, Scott Service	Jon Nunnally, Chris Stynes
07-26-97	Rangers	Dean Palmer	Tom Goodwin
07-29-97	Marlins	Matt Whisenant	Matt Treanor
08-31-97	Indians	Roland DeLaMaza	Bip Roberts
11-20-97	Marlins	Jeff Conine	Blaine Mull

ALL-TIME TRADES

DATE	TEAM	PLAYERS OBTAINED	PLAYERS TRADED
04-08-98	Athletics	Shane Mack, Greg Hansell	Mike Macfarlane
06-27-98	Pirates	Jermaine Allensworth	Manuel Bernal
12-10-98	Mets	Joe Randa	Juan LeBron
03-22-99	Mets	Jonathan Guzman	Shane Halter
03-30-99	Athletics	Jay Witasick	Scott Chaisson
04-02-99	Orioles	Chris Fussell	Jeff Conine
07-31-99	Athletics	Blake Stein, Brad Rigby, Jeff D'Amico	Kevin Appier
08-13-99	Mets	Derek Wallace	Jeremy Jackson
09-14-99	Mets	Dan Murray	Glendon Rusch
12-12-99	Orioles	Jeff Reboulet	Ray Brown
12-13-99	Giants	Jerry Spradlin	Ken Ray
12-15-99	Marlins	Todd Dunwoody	Sean McNally

Major League Trading Regulations

The trading deadline for all inter- and intra-league deals is midnight July 31. Waivers are required for all inter- and intra-league deals August 1 until 5:00 p.m. (EDT) the day after the regular season concludes. No waivers are required the remaining 10 months of the year.

Royals Home/Road Record

Year	Home	Road	Year	Home	Road
1969	36-45	33-48	1985	50-32	41-39
1970	35-44	30-53	1986	45-36	31-50
1971	44-37	41-39	1987	46-35	37-44
1972	44-33	32-45	1988	44-36	40-41
1973	48-33	40-41	1989	55-26	37-44
1974	40-41	37-44	1990	45-36	30-50
1975	51-30	40-41	1991	40-41	42-39
1976	49-32	41-40	1992	44-37	28-53
1977	55-26	47-34	1993	43-38	41-40
1978	56-25	36-45	1994	35-24	29-27
1979	46-35	39-42	1995	35-37	35-37
1980	49-32	48-33	1996	37-43	38-43
1981	19-28	31-25	1997	33-47	34-47
1982	56-25	34-47	1998	29-51	43-38
1983	45-36	34-47	1999	33-47	31-50
1984	44-37	40-41	Totals	1331-1105	1140-1307
				(.546)	(.466)

Royals Grass/Turf Record

Year	Grass	Turf	Year	Grass	Turf
1969	69-93	---	1985	32-29	59-42
1970	65-97	---	1986	25-37	51-49
1971	85-76	---	1987	28-34	55-45
1972	76-78	---	1988	32-30	52-47
1973	40-41	48-33	1989	25-37	67-33
1974	37-44	40-41	1990	22-39	53-47
1975	40-41	51-30	1991	31-31	51-49
1976	41-40	49-32	1992	22-40	50-50
1977	36-32	66-28	1993	31-31	53-47
1978	28-41	64-29	1994	21-22	43-29
1979	31-37	54-40	1995	60-66	10-8
1980	42-27	55-38	1996	66-76	9-10
1981	24-20	26-33	1997	55-83	12-11
1982	27-35	63-37	1998	53-80	19-9
1983	26-36	53-47	1999	55-83	9-14
1984	32-30	52-48	Totals	1257-1486	1214-926
				(.458)	(.567)

ROYALS HALL OF FAME

The Royals Hall of Fame was established to honor individuals who have made exceptional contributions to the Royals organization.

To date, 16 people have been inducted into the Royals Hall of Fame. Outfielder Amos Otis and pitcher Steve Busby were inducted in the inaugural ceremony in 1986; Paul Splitterff, Cookie Rojas and Dick Howser were inducted in 1987; Dennis Leonard and Hal McRae were added in 1989; while Fred Patek, Larry Gura and Joe Burke joined the select group in 1992. Owner Ewing Kauffman was the sole addition in the Silver Anniversary season of 1993, George Brett was added in 1994 and Frank White joined the Hall in 1995. Muriel Kauffman and John Mayberry joined the select group in 1996. Dan Quisenberry is the most recent inductee, as he was added in 1998.

Amos Otis' career with the Royals spanned 14 years (1970-1983) when he held down the starting centerfield spot. He compiled a solid .280 average in a Kansas City uniform with 193 home runs, 992 RBI and 340 stolen bases while winning 3 Gold Gloves and 5 All-Star nominations. He was the Royals Player of the Year three times (1971, '73 and '78).



Steve Busby was one of the Royals best pitchers and top competitors despite having his career shortened by a shoulder injury. From 1973-75 he averaged 18.6 wins, 260 innings and 177 strikeouts per season while establishing many club records. A 2-time All-Star, he's the only pitcher to toss no-hitters in each of his first two big league seasons.



Paul Splitterff's big league career included action in 15 seasons from 1970-84. He was a mainstay on the staff from 1972-80 when he averaged nearly 15 wins and 220 innings per year. The big left-hander holds the Royals career records for wins, starts and innings pitched. In 1973 he became the first 20-game winner in Royals history.



Cookie Rojas brought eight-and-a-half years National League experience to the Royals in 1970 and his experience and leadership abilities were felt immediately with the young expansion team, providing a solid base for future championships. Rojas was named to the American League All-Star team four consecutive years (1971-74).



Dick Howser managed the Royals from August 31, 1981 to February 23, 1987 before losing a courageous battle to cancer on June 17, 1987. During Howser's regime, the Royals won 2 division titles and a World Championship in 1985. He compiled a 404-365 record (.525) while guiding the Royals. His uniform number 10 was the first number retired by the Royals.



HALL OF FAME

Dennis Leonard is the only 3-time 20-game winner in Royals history. The 3-time Royals Pitcher of the Year holds the club's career record for complete games and shutouts, and single season highs in starts, complete games, innings pitched and strikeouts. His 130 wins from 1975-81 were the most by a righthanded pitcher in the major leagues.



Hal McRae's hard-nosed, aggressive style of play set the tone for the Royals championship clubs. He spent 14 full seasons in a Royals uniform and was recognized as one of the AL's most prolific designated hitters. He was a 3-time All-Star, led the league in doubles twice and topped the loop with 133 RBI in 1982. He earned Royals Player of the Year honors in 1974 and '82.



Despite being the smallest player in the big leagues at 5-4, **Fred Patek** was a cornerstone of the early success of the franchise. He wore a Royals uniform from 1971-79, posting a .241 average in 1,245 games, earning a pair of All-Star game selections from his shortstop position. He led the league with 11 triples in 1971 and with 53 stolen bases in 1977.



Larry Gura logged a 111-78 record as a Royal, a 59 percent winning percentage, the top mark in club history. The crafty lefthander was a member of the 1980 American League All-Star squad and twice was selected as the Royals Pitcher of the Year (1978 and 1981). His career highs for wins came in 1980 and 1982 when he recorded 18 victories.



Under **Joe Burke's** guidance, baseball achieved its greatest success in Kansas City. He joined the club in 1973 and served as General Manager from 1974-1981. He was President of the club from that time until cancer took his life in 1992. He was named Major League Executive of the Year in 1976 and was named "Mr. Baseball" at the Kansas City Baseball Awards Dinner in 1978.



The strength and integrity of **Ewing Kauffman's** ownership was the cornerstone of success for the Royals during the club's first 25 years. Since purchasing the club as an expansion franchise in 1968, Mr. K's primary motivation was to provide winning Major League Baseball for Kansas Citians. His leadership helped make the Royals one of baseball's most successful franchises.



HALL OF FAME

George Brett wrapped up a 20-year Hall of Fame career with the Royals in 1993. The 13-time All-Star and 8-time Royals Player of the Year is the club's all-time leader in every offensive category except stolen bases. He was an American League MVP, a Gold Glove Award winner and 3-time AL batting champion. His uniform number 5 will never be worn again.



Frank White was *the* defensive star for the Royals from 1973-90 as he won 8 Gold Gloves, an American League record for 2nd basemen. He was selected to the All-Star team 8 times, named the Royals Player of the Year in 1983 and 1986 and tabbed as the ALCS MVP in 1980. He is 2nd on the Royals career charts in hits, games and at bats and is 3rd in doubles and 4th in homers. White's number 20 has been retired.



Muriel Kauffman, the Royals First Lady, was the driving force behind Mr. K's decision to buy the Kansas City Royals. She was a member of the club's Board of Directors and served as a major impetus to the smashing success of the Royal Lancers. Away from the ballpark, she established the Muriel McBrien Kauffman Foundation to support and perpetuate the performing arts and to advance education, research and prevention in the health field.



John Mayberry was the Royals first true power hitter and probably the most impressive. He was a bomber in a lineup that featured speed and gap hitters. In 6 seasons in Kansas City he averaged 24 home runs and 94 RBI. He earned All-Star honors in both 1973 and '74 and became the club's first 30-home run hitter with 34 "taters" in 1975.



Dan Quisenberry's bullseye control, submarine-style delivery and quick wit made him a favorite among his teammates, media, peers and fans. He earned Royals Pitcher of the Year honors 4 times, was selected to the All-Star team on 3 occasions, led the American League in saves 5 times and was a 5-time winner of the American League Fireman of the Year award.



Retired Numbers

In a ceremony that took place on April 7, 1997 prior to the season's home opener, the Kansas City Royals unveiled a special display of the club's three retired uniform numbers. The number 10, worn by former manager **Dick Howser**; the number 5, worn by former third baseman **George Brett**; and the number 20, worn by former second baseman **Frank White**; had all previously been retired by the ballclub. From that date forward, the four-foot high solid bronze numbers will be displayed at Kauffman Stadium just below the message board in center field.

ALL-TIME ROYALS ROSTER

Includes all 476 players who have appeared in one or more official Major League games for the Royals.

Abernathy, Ted (P)—1970-72
 Adair, Jerry (INF)—1969-70
 Aikens, Willie (INF)—1980-83
 Alcaraz, Luis (INF)—1969-70
 Allensworth, Jermaine (OF)—1998
 Anderson, Scott (P)—1995
 Anderson, Rick (P)—1987-88
 Angelini, Norm (P)—1972-73
 Appier, Kevin (P)—1989-99
 Aquino, Luis (P)—1988-92
 Armstrong, Mike (P)—1982-83
 Ashford, Tucker (INF)—1984
 Balboni, Steve (INF)—1984-88
 Baller, Jay (P)—1990
 Bankhead, Scott (P)—1986
 Bannister, Floyd (P)—1988-89
 Barber, Brian (P)—1998-99
 Barranca, German (INF)—1979-80
 Bass, Randy (INF)—1978
 Beckwith, Joe (P)—1984-85
 Belcher, Tim (P)—1996-98
 Belinda, Stan (P)—1993-94
 Bell, Jay (INF)—1997
 Bell, Terry (C)—1986
 Beltran, Carlos (OF)—1998-99
 Benitez, Yamil (OF)—1997
 Beniquez, Juan (OF-INF)—1987
 Benzinger, Todd (INF)—1991
 Berenguer, Juan (P)—1981, 1992
 Berry, Sean (INF)—1990-91
 Bevacqua, Kurt (INF)—1973-74
 Bevil, Brian (P)—1996-98
 Biancalana, Buddy (INF)—1982-87
 Bird, Doug (P)—1973-78
 Black, Buddy (P)—1982-88
 Blue, Vida (P)—1982-83
 Bluma, Jaime (P)—1996
 Boddicker, Mike (P)—1991-92
 Bones, Ricky (P)—1997-98
 Boone, Bob (C)—1989-90
 Borders, Pat (C)—1995
 Bosley, Thad (OF)—1987-88
 Botelho, Derek (P)—1982
 Brown, Dermal (OF)—1998-99
 Braun, Steve (OF-INF)—1978-80
 Brett, George (INF)—1973-93
 Brett, Ken (P)—1980-81
 Brewer, Billy (P)—1993-95
 Brewer, Mike (OF)—1986
 Briles, Nelson (P)—1974-75
 Brooks, Hubie (OF)—1993-94
 Browning, Tom (P)—1995
 Bruno, Tom (P)—1976
 Buchanan, Bob (P)—1989
 Buckner, Bill (INF-DH)—1988-89
 Bunch, Melvin (P)—1995
 Bunker, Wally (P)—1969-71
 Burgmeier, Tom (P)—1969-73
 Burgos, Enrique (P)—1993
 Busby, Steve (P)—1972-76, 1978-80
 Butler, Bill (P)—1969-71
 Byrdak, Tim (P)—1998-99
 Caceres, Edgar (INF)—1995
 Cadaret, Greg (P)—1993
 Campanis, Jimmy (C)—1969-70
 Campbell, Jim (P)—1990
 Capra, Nick (OF)—1988
 Cardenal, Jose (OF)—1980
 Carrasco, Hector (P)—1997
 Carter, Lance (P)—1999
 Casian, Larry (P)—1997
 Castillo, Manny (INF)—1980
 Castro, Bill (P)—1982-83
 Cepeda, Orlando (INF)—1974
 Chalk, Dave (INF)—1980-81
 Chamberlain, Craig (P)—1979-80
 Christenson, Gary (P)—1979-80
 Cisco, Galen (P)—1969
 Clark, David (OF)—1991
 Clark, Terry (P)—1996
 Clarke, Stan (P)—1989
 Clemons, Lance (P)—1971
 Codiroli, Chris (P)—1990
 Colborn, Jim (P)—1977-78
 Cole, Stu (INF)—1991
 Coleman, Vince (OF)—1994-95
 Concepcion, Onix (INF)—1980-85
 Cone, David (P)—1986, 1993-94
 Conine, Jeff (INF)—1990, 1992, 1998
 Converse, Jim (P)—1995, 1997
 Cookson, Brent (OF)—1995
 Cooper, Scott (INF)—1997
 Corbin, Archie (P)—1991
 Cowens, Al (OF)—1974-79
 Cram, Jerry (P)—1969, 1976
 Crawford, Steve (P)—1989-91
 Creel, Keith (P)—1982-83
 Cripe, Dave (INF)—1978
 Cromartie, Warren (INF)—1991
 Cruz, Todd (INF)—1979
 Dal Canton, Bruce (P)—1971-75
 Damon, Johnny (OF)—1995-99
 Davis, Butch (OF)—1983-84
 Davis, Chili (DH)—1997
 Davis, John (P)—1987
 Davis, Mark (P)—1990-92
 Davis, Storm (P)—1990-91
 Davis, Tommy (OF)—1976
 DeJesus, Jose (P)—1988-89, 1994
 DeLaMaza, Roland (P)—1997
 de los Santos, Luis (INF)—1988-89
 Dent, Bucky (INF)—1984
 Detherage, Bob (OF)—1980
 DiPino, Frank (P)—1993
 Dotson, Richard (P)—1990
 Drabowsky, Moe (P)—1969-70
 Drago, Dick (P)—1969-73
 Durbin, Chad (P)—1999
 Dye, Jermaine (OF)—1997-99
 Eastwick, Rawly (P)—1980
 Eaton, Craig (P)—1979
 Eisenreich, Jim (OF)—1987-92
 Encarnacion, Luis (P)—1990
 Evans, Bart (P)—1998
 Fair, Steve (P)—1985-90
 Fasano, Sal (C)—1996-99
 Febles, Carlos (INF)—1998-99
 Ferreira, Tony (P)—1985
 Filson, Pete (P)—1990
 Fiore, Mike (INF)—1969-70
 Fitzmorris, Al (P)—1969-76
 Fleming, Dave (P)—1995
 Floyd, Bob (INF)—1970-74
 Foucault, Steve (P)—1978
 Foy, Joe (INF)—1969
 Frost, Dave (P)—1982
 Fussell, Chris (P)—1999
 Gaetti, Gary (INF)—1993-95
 Gagne, Greg (INF)—1993-95
 Gale, Rich (P)—1978-81
 Garber, Gene (P)—1973-74, 1987-88
 Garcia, Dan (OF)—1981
 Gardner, Mark (P)—1993
 Gardner, Wes (P)—1991
 Gaudet, Jim (C)—1978-80
 Geronimo, Cesar (OF)—1981-83
 Giambi, Jeremy (OF)—1998-99
 Gibson, Kirk (OF)—1991
 Gleaton, Jerry Don (P)—1987-89
 Gonzalez, Fernando (INF)—1974
 Goodwin, Tom (OF)—1994-97
 Gordon, Tom (P)—1988-95
 Granger, Jeff (P)—1993-94, '96
 Grole, Jerry (C)—1981
 Grotewold, Jeff (C)—1995
 Gubicza, Mark (P)—1984-96
 Gumpert, Dave (P)—1987
 Gura, Larry (P)—1976-85
 Gwynn, Chns (OF)—1992-93
 Habyan, John (P)—1993
 Hall, Tom (P)—1976-77
 Halter, Shane (INF)—1997-98
 Hamelin, Bob (INF)—1993-96
 Hammaker, Altee (P)—1981
 Hammond, Steve (OF)—1982
 Haney, Chris (P)—1992-98
 Hansen, Jed (INF)—1997-99
 Hansen, Ron (INF)—1972
 Hargeshelmer, Al (P)—1986
 Harris, Bill (INF)—1969
 Harrison, Chuck (INF)—1969, 1971
 Hassler, Andy (P)—1976-78
 Hatcher, Chris (OF)—1998

ALL-TIME ROSTER

Healy, Fran (C)—1969, 1973-76
 Hearn, Ed (C)—1987-88
 Heath, Kelly (INF)—1982
 Heaton, Neal (P)—1992
 Hedlund, Mike (P)—1969-72
 Hegman, Bob (INF)—1985
 Heise, Bob (INF)—1977
 Henderson, Dave (OF)—1994
 Hernandez, Jack (INF)—1969-70
 Hiett, Phil (INF)—1993, 1995
 Hoerner, Joe (P)—1973-74
 Holbert, Ray (INF)—1999
 Hood, Don (P)—1982-83
 Hopkins, Gail (INF)—1971-73
 Hovley, Steve (OF)—1972-73
 Howard, David (INF)—1991-97
 Hrabosky, Al (P)—1978-79
 Huisman, Rick (P)—1995-96
 Huisman, Mark (P)—1983-86
 Hurdle, Clint (OF)—1977-81
 Iorg, Dane (OF-INF)—1984-85
 Ireland, Tim (INF)—1981-82
 Jackson, Bo (OF)—1986-90
 Jackson, Danny (P)—1983-87
 Jackson, Grant (P)—1982
 Jackson, Mike (P)—1972-73
 Jacome, Jason (P)—1995-97
 James, Chris (OF)—1995
 Jefferies, Gregg (INF)—1992
 Jeltz, Steve (INF)—1990
 Johnson, Bob (P)—1970
 Johnson, Ron (INF)—1982-83
 Johnson, Rondin (INF)—1986
 Johnston, Joel (P)—1991-92
 Jones, Lynn (OF)—1984-86
 Jones, Mike (P)—80-81, 84-85
 Jones, Ross (INF)—1987
 Jones, Ruppert (OF)—1976
 Jones, Steve (P)—1969
 Jose, Felix (OF)—1993-95
 Joyner, Wally (INF)—1992-95
 Keatley, Greg (C)—1981
 Kelly, Pat (OF)—1969-70
 Keough, Joe (OF)—1969-72
 Killebrew, Harmon (INF)—1975
 King, Jeff (INF)—1997-99
 Kingery, Mike (OF)—1986
 Kirkpatrick, Ed (OF-C)—1969-73
 Knoop, Bobby (INF)—1971-72
 Koslowski, Kevin (OF)—1992-94
 Kreuter, Chad (C)—1999
 Kusnyer, Art (C)—1978
 LaCock, Pete (INF)—1977-80
 LaCoss, Mike (P)—1985
 Lahoud, Joe (OF)—1977-78
 Lance, Gary (P)—1977
 Law, Rudy (OF)—1986
 Leach, Terry (P)—1989
 Lee, Mark (P)—1988
 Leeper, Dave (OF)—1984-85
 Leibrandt, Charlie (P)—1984-89
 Leius, Scott (INF)—1998-99
 Lennon, Patrick (OF)—1996
 Leonard, Dennis (P)—1974-86
 Lind, Jose (INF)—1993-95
 Linton, Doug (P)—1995-96
 Liriano, Nelson (INF)—1991
 Littell, Mark (P)—1973, '75-77
 Lockhart, Keith (INF)—1995-96
 Long, Ryan (OF)—1997
 Lopez, Aurelio (P)—1974
 Lopez, Mendy (INF)—1998-99
 Luecken, Rick (P)—1989
 MacFarlane, Mike (C)—1987-94, 1996-98
 Mack, Shane (OF)—1998
 Madison, Scott (C-INF)—1987-88
 Magnante, Mike (P)—1991-96
 Maldonado, Carlos (P)—1991
 Marshall, Keith (OF)—1973
 Martin, Jerry (OF)—1982-83
 Martin, Renie (P)—1979-81
 Martinez, Buck (C)—1969-71, 1973-77
 Martinez, Carmelo (INF)—1991
 Martinez, Felix (INF)—1997-99
 Martz, Gary (OF)—1975
 Matchick, Tommy (INF)—1970
 Mathews, Terry (P)—1999
 May, Jerry (C)—1971-73
 May, Lee (INF)—1981-82
 Mayberry, John (INF)—1972-77
 Mayne, Brent (C)—1990-95
 McClure, Bob (P)—1975-76
 McCormick, Mike (P)—1971
 McDaniel, Lindy (P)—1974-75
 McDill, Allen (P)—1997-98
 McGaffigan, Andy (P)—1990-91
 McGilberry, Randy (P)—1977-78
 McGinnis, Russ (C)—1995
 McRae, Brian (OF)—1990-94
 McRae, Hal (OF-DH)—1973-87
 McReynolds, Kevin (OF)—1992-93
 McWilliams, Larry (P)—1989-90
 Meacham, Rusty (P)—1992-95
 Melvin, Bob (C)—1992
 Mercedes, Henry (C)—1995-96
 Milacki, Bob (P)—1994
 Miller, Keith (INF)—1992-95
 Mingori, Steve (P)—1973-79
 Moeller, Dennis (P)—1992
 Monteagudo, Aurelio (P)—1970
 Montgomery, Jeff (P)—1988-99
 Montgomery, Monty (P)—1971-72
 Moore, Bobby (OF)—1991
 Morehead, Dave (P)—1969-70
 Moreno, Omar (OF)—1985
 Moreno, Orber (P)—1999
 Morman, Alvin (P)—1999
 Morman, Russ (OF)—1990-91
 Morris, Hal (OF)—1998
 Mota, Jose (INF)—1995
 Motley, Darryl (OF)—1981, 83-86
 Mulliniks, Rance (INF)—1980-81
 Murphy, Tom (P)—1972
 Murray, Dan (P)—1999
 Myers, Roderick (OF)—1996-97
 Nelson, Dave (INF)—1976-77
 Nelson, Roger (P)—69-72, '76
 Nettles, Jim (INF)—1979
 Norman, Les (OF)—1995-96
 Northey, Scott (OF-INF)—1969
 Nunnally, Jon (OF)—1995-97
 Offerman, Jose (INF)—1996-98
 Oliver, Bob (OF-INF)—1969-72
 Olson, Gregg (P)—1995, 1997
 O'Riley, Don (P)—1969-70
 Orta, Jorge (OF)—1984-87
 Ortenzio, Frank (INF)—1973
 Ortiz, Hector (C)—1998
 Otis, Amos (OF)—1970-83
 Owen, Dave (INF)—1988
 Owen, Larry (C)—1987-88
 Paepke, Dennis (C)—1969, 1971-72, '74
 Palacios, Rey (C)—1988-90
 Palmer, Dean (INF)—1997-98
 Paquette, Craig (INF)—1996-97
 Paschall, Bill (P)—1978-79, 1981
 Pastornicky, Cliff (INF)—1983
 Patek, Fred (INF)—1971-79
 Pattin, Marty (P)—1974-80
 Pecota, Bill (INF)—1986-91
 Pedro, George (C)—1991
 Pendleton, Terry (INF)—1998
 Perez, Melido (P)—1987
 Perez, Mike (P)—1997
 Perry, Gaylord (P)—1983
 Perry, Gerald (INF-DH)—1990
 Phelps, Ken (INF)—1980-81
 Pichardo, Hipolito (P)—1992-99
 Pierce, Ed (P)—1992
 Piniella, Lou (OF)—1969-73
 Pinson, Vada (OF)—1974-75
 Pisciotta, Marc (P)—1999
 Pittsley, Jim (P)—1995, 1997-99
 Poquette, Tom (OF)—1973, '76-79, '82
 Porter, Darrell (C)—1977-80
 Pose, Scott (OF)—1999
 Power, Ted (P)—1988
 Pryor, Greg (INF)—1982-86
 Pugh, Tim (P)—1996
 Puhl, Terry (OF)—1991
 Pujols, Luis (C)—1984
 Pulliam, Harvey (OF)—1991-93
 Quinn, Mark (OF)—1999
 Quirk, Jamie (C)—1975-76, '78-82, '85-88
 Quisenberry, Dan (P)—1979-88
 Randa, Joe (INF)—1995-96, 1999
 Rapp, Pat (P)—1998
 Rasmussen, Dennis (P)—1992-93, 1995
 Rasmussen, Eric (P)—1983
 Ray, Ken (P)—1999
 Raziano, Barry (P)—1973
 Reed, Rick (P)—1992-93
 Reichardt, Rick (OF)—1973-74
 Reichert, Dan (P)—1999

ALL-TIME ROSTER

Renko, Steve (P)—1983
Rico, Fred (OF)—1969
Rigby, Brad (P)—1999
Rios, Danny (P)—1998
Rios, Juan (INF)—1969
Rivera, Bombo (OF)—1982
Rivera, Luis (INF)—1998
Roberts, Bip (INF)—1996-97
Roberts, Leon (OF)—1983-84
Robinson, Ken (P)—1996
Rodriguez, Ed (P)—1979
Rodriguez, Ellie (C)—1969-70
Rojas, Cookie (INF)—1970-77
Rooker, Jim (P)—1969-72
Rosado, Jose (P)—1996-99
Rossy, Rico (INF)—1992-93
Rusch, Glendon (P)—1997-99
Ryal, Mark (OF)—1982
Saberhagen, Bret (P)—1984-91
Sadecki, Ray (P)—1975-76
Salazar, Angel (INF)—1986-87
Sampen, Bill (P)—1992-93
Samuel, Juan (INF)—1992, 1995
Sanchez, Israel (P)—1988, 1990
Sanchez, Orlando (C)—1984
Sanchez, Rey (SS)—1999
Sanders, Ken (P)—1976
Santiago, Jose (P)—1997-99
Santovenia, Nelson (C)—1993
Sauveur, Rich (P)—1992
Savage, Ted (OF)—1971
Scanlan, Bob (P)—1996
Scarsone, Steve (INF)—1999
Schaal, Paul (INF)—1969-74
Schattinger, Jeff (P)—1981
Schatzeder, Dan (P)—1991
Scheinblum, Richie (OF)—1972, 1974
Schulz, Jeff (OF)—1989-90
Scott, George (INF)—1979
Scott, Rodney (INF)—1975
Scranton, Jim (INF)—1984-85
Seitzer, Kevin (INF-OF)—86-91
Service, Scott (P)—1997-99
Severson, Rich (INF)—1970-71
Sheridan, Pat (OF)—1981-85
Shields, Steve (P)—1986
Shifflett, Steve (P)—1992
Sturley, Bob (P)—1987
Shumpert, Terry (INF)—1990-94
Silvero, Luis (OF)—1978
Simpson, Joe (OF)—1983
Simpson, Wayne (P)—1973
Slaughter, Don (C)—1982-84
Smith, Daryl (P)—1990
Smith, Lonnie (OF)—1985-87
Solaita, Tony (INF)—1974-76
Sorell, Bill (INF)—1970
Spehr, Tim (C)—1991, 1997-99
Spiittortt, Paul (P)—1970-84
Spriggs, George (OF)—1969-70
Stein, Blake (P)—1999
Stewart, Andy (C)—1997
Stillwell, Kurt (INF)—1988-91
Stinson, Bob (C)—1975-76
Stoddard, Bob (P)—1987
Stoffemyre, Jr., Mel (P)—1990
Styries, Chris (INF)—1995-96
Sundberg, Jim (C)—1985-86
Suppan, Jeff (P)—1998-99
Sutton, Larry (INF)—1997-99
Suzuki, Mac (P)—1999
Sweeney, Mike (C)—1995-99
Tabler, Pat (OF)—1988-90
Tartabull, Danny (OF)—1987-91
Taylor, Bob (C)—1969-70
Taylor, Carl (OF)—1971-73
Taylor, Dwight (OF)—1986
Terrell, Jerry (INF)—1978-80
Throop, George (P)—1975, 1977-79
Torres, Rusty (OF)—1980
Thurman, Gary (OF)—1987-92
Torres, Dilson (P)—1995
Tucker, Michael (OF)—1995-96
Tufts, Bob (P)—1982-83
Turner, Chris (C)—1998
Twitty, Jeff (P)—1980
Valdespino, Sandy (OF)—1971
Valera, Jose (P)—1996
Veras, Randy (P)—1997
Vitiello, Joe (INF)—1995-99
Wagner, Hector (P)—1990-91
Walker, Jamie (P)—1997-98

Wallace, Derek (P)—1999
Washington, U.L. (INF)—1977-84
Wathan, John (C-INF)—1976-85
Wellman, Brad (INF)—1988-89
Wengert, Don (P)—1999
Werth, Dennis (C-INF)—1982
Whisenant, Matt (P)—1997-99
White, Frank (INF)—1973-90
Wickersham, Dave (P)—1969
Wilkerson, Curtis (INF)—1992-93
Williams, Mike (P)—1997
Williams, Mitch (P)—1997
Wills, Frank (P)—1983-84
Wilson, Craig (INF)—1993
Wilson, Willie (OF)—1976-90
Winters, Matt (OF)—1989
Witasick, Jay (P)—1999
Wohlford, Jim (OF)—1972-76
Wright, Jim (P)—1981-82
Wright, Ken (P)—1970-73

York, Jim (P)—1970-71
Young, Curt (P)—1992
Young, Ernie (OF)—1998
Young, Kevin (INF)—1996
Zachary, Chris (P)—1969
Zdeb, Joe (OF)—1977-79
Zuvella, Paul (INF)—1991

MANAGERS

Boone, Bob—1995-97
Ferraro, Mike—1986 (interim)
Frey, Jim—1980-81
Gardner, Billy—1987
Gordon, Joe—1969
Herzog, Whitey—1975-79
Howser, Dick—1981-87
Lemon, Bob—1970-72
McKeon, Jack—1973-75
McRae, Hal—1991-94
Metro, Charlie—1970
Muser, Tony—1997-99
Schaefer, Bob—1991 (interim)
Wathan, John—1987-91

COACHES

Bedell, Howie—1984
Blaylock, Gary—1984-87
Boros, Steve—1975-79, 1993-94
Boyer, Cloyd—1982-83
Burgmeier, Tom—1991, 1998-99
Camevale, Dan—1970
Cisco, Galen—1971-79
Colavito, Rocky—1982-83
Connors, Billy—1980-81
Cox, Jeff—1995
Dauer, Rich—1997-99
Dobson, Pat—1991
Dunlop, Harry—1969-75
Ezell, Glenn—1989-94
Ferraro, Mike—1984-86
Foll, Tim—1996
Friend, Owen—1969
Funk, Frank—1988-90
Garrett, Adrian—1988-92
Hansen, Guy—1991-93, '96-07
Harder, Mel—1969
Hiller, Chuck—1976-79
Johnson, Lamar—1999
Jones, Joe—1987, 1992
Jones, Lynn—1991-92
Kison, Bruce—1992-98
Lau, Charley—1971-78
Lemon, Bob—1970
Lum, Mike—1988-89
Luzinski, Greg—1995-97
MacKenzie, Gordy—1980-81
Martinez, Jose—1980-87
Mauch, Gene—1995
May, Lee—1984-86, 1992-94
Mayberry, John—1989-90
McRae, Hal—1987
Napoleon, Ed—1987-88
Nossek, Joe—1982-83
Page, Mitchell—1995-97
Poquette, Tom—1997-98
Quirk, Jamie—1994-1999
Schaefer, Bob—1988-91
Schaffer, Jim—1980-88
Schultz, Joe—1970
Strickland, George—1970-72
Sullivan, John—1979
Wathan, John—1986
White, Frank—1997-99
White, Jo Jo—1969
Wiley, Mark—1999

ROYALS RECORDS - SEASON

(Does not include strike-shortened season yearly totals)

Club General

BEST RECORD, OVERALL—102-60, 1977; WORST—64-97, 1999.
MOST GAMES WON—102, 1977; LOST—97, 1970 and 1999.
HIGHEST WINNING PERCENTAGE—.630, 1977; LOWEST—.398, 1999.
BEST RECORD, HOME—56-25, 1978 and 1982. AWAY—48-33, 1980.
WORST RECORD, HOME—29-51, 1998. AWAY—28-53, 1992.
WON HOME, MOST—56, 1978 and 1982. FEWEST—29, 1998.
WON AWAY, MOST—48, 1980. FEWEST—28, 1992.
LOST HOME, MOST—51, 1998. FEWEST—25, 1978 and 1982.
LOST AWAY, MOST—53, 1970 and 1992. FEWEST—33, 1980.
WON OVER ONE CLUB, HOME—8, twice, Minnesota and Texas, 1975.
AWAY—8, twice, Chicago and California, 1975.
LOST ONE CLUB, HOME—6, 7 times, Baltimore 1969 and 1970,
California and Oakland, 1971, Detroit, 1984, Milwaukee, 1996, Chicago,
1997. AWAY—8, twice, Minnesota, 1970, Oakland, 1975.
MOST TOTAL GAMES WON OVER ONE CLUB—14, twice, California and
Texas, 1975.
MOST TOTAL GAMES LOST TO ONE CLUB—13, Oakland, 1971.
SHUTOUTS, MOST PARTICIPATED—33, 1971. WON—16, 1972.
LOST—18, 1971 and 1989.
SHUTOUTS, MOST WON, HOME—13, 1972. AWAY—9, 1977.
SHUTOUTS, MOST LOST, HOME—9, 1971. AWAY—10, 1972 and 1989.
SHUTOUTS OVER ONE TEAM—4, Milwaukee, 1974. BY OPP—4, 3 times,
Baltimore and Chicago, 1971, and Texas, 1973.
BEST WINNING PERCENTAGE, SEASON SERIES—1,000 vs. Baltimore
(12-0), 1988.
ONE-RUN GAMES PLAYED, MOST—70, 1993. WON, MOST—38, 1993.
FEWEST—11, 1999. LOST, MOST—33, 1970. FEWEST—12, 1980.
ONE-RUN VICTORIES HOME, MOST—21, 1977 and 1993. FEWEST—4,
1998. AWAY, MOST—17, 1993. FEWEST—4, 1992.
ONE-RUN LOSSES HOME, MOST—16, 1993. FEWEST—6, 3 times, 1977,
1980 and 1992. AWAY, MOST—22, 1971. FEWEST—6, 1980.
BEST HOMESTAND—8-1, twice, Sept. 14-21, 1977 and July 19-27, 1978.
(Fewer than 9 games: 8-0, Sept. 2-8, 1985 and 7-0, June 2-8, 1988).
WORST—2-11, Aug. 26-Sept. 8, 1974. (9 games or less: 1-8, April 13-
23, 1992).
MOST WON, HOMESTAND—12, July 25-August 7, 1994 (12-2). LOST—11,
Aug. 26-September 8, 1974 (2-11).
BEST TRIP—7-0, Sept. 5-11, 1977. (Fewer than 7 games: 3-0, 3 times,
April 13-15, 1973, Aug. 18-20, 1980 and Sept. 28-30, 1981). WORST—
0-9, June 27-July 6, 1986. (Fewer than 7 games: 0-6, Sept. 22-28, 1980,
April 6-12, 1992 and June 30-July 6, 1997).
MOST WON, TRIP—10, August 29-Sept. 10, 1975 (10-5). LOST—11,
August 28-September 9, 1990 (2-11).
EXTRA-INNING, GAMES PARTICIPATED, MOST—22, 1970.
WON—14, 1970. LOST—12, 1969.
BEST EXTRA INNING RECORD—12-5, 1975.
DOUBLEHEADERS WON, MOST—7, twice, 1970 and 1971.
BEST DOUBLEHEADER RECORD—5-1-3, 1973.
1-0 VICTORIES, MOST—5, 1972.
1-0 LOSSES, MOST—4, 1971, 1989 and 1992.
VS. RIGHTHAND STARTERS, MOST WON—71, 1977. LOST—80, 1999.
VS. LEFTHAND STARTERS, MOST WON—41, 1980. LOST—34, 1974 & 1997.
PLAYERS USED, MOST—51, 1995, 1997 and 1998. FEWEST—32, 1975.

Club Batting

BATTING AVERAGE, HIGHEST—.286, 1980. LOWEST—.240, 1969.
AT BATS—5,714, 1980.
RUNS—856, 1999. OPP.—921, 1999.
FEWEST RUNS—586, 1969. (580, 154 games, 1972). OPP.—566, 1971.
(545, 154 games, 1972).
TOTAL BASES—2,440, 1977.
HITS—1633, 1980. FEWEST—1311, 1969.
ONE-BASE HITS—1,193, 1980.
TWO-BASE HITS—316, 1990.
THREE BASE HITS—79, 1979.
HOME RUNS, MOST—168, 1987. FEWEST—65, 1976.
HOME RUNS, MOST HOME—88, 1997. AWAY—95, 1987.
FEWEST HOME—24, 1992. AWAY—28, 1976.

ROYALS RECORDS

RUNS BATTED IN—800, 1999.
SLUGGING PERCENTAGE, HIGHEST—.436, 1977. LOWEST—.338, 1969.
STOLEN BASES—218, 1976.
CAUGHT STEALING—87, 1977.
STEALING HOME—9, 1996.
GROUNDED INTO DOUBLE PLAYS, HIGHEST—156, 1999;
FEWEST—95, 1978.
MOST SACRIFICE HITS—72, 1972.
MOST SACRIFICE FLIES—76, 1979.
MOST GRAND SLAMS—7, 1991.
MOST PINCH HIT AT BATS—231, 1969.
MOST PINCH HITS—49, 1991. FEWEST—12, 1982.
MOST PINCH-HIT RBI—33, 1977.
BEST PINCH-HIT AVERAGE—.303, 1983.
MOST PINCH-HIT HOME RUNS—6, 1995.
MOST HITS DESIGNATED HITTEES—205, 1977. FEWEST—129, 1987
MOST RBI DESIGNATED HITTEES—133, 1982.
BEST DH AVG.—.313, 1982 and 1983.
STRIKEOUTS—1061, 1997. FEWEST—644, 1978.
WALKS—644, 1973. FEWEST—397, 1983.
LEFT ON BASE—1209, 1980. FEWEST—1057, 1985.
HIT BY PITCHER—64, 1999. FEWEST—21, 1970.

Club Pitching

ERA, LOWEST—3.21, 1976. HIGHEST—5.35, 1999.
COMPLETE GAMES—54, 1974. FEWEST—6, 1998.
STRIKEOUTS—1006, 1990. FEWEST—593, 1983.
WALKS—643, 1999. FEWEST—433, 1984. (405, 154 games, 1972).
GAMES NO WALKS—17, 1992 and 1996.
HITS—1607, 1999. FEWEST—1301, 1971. (1293, 154 games, 1972).
RUNS—921, 1999. FEWEST—603, 1971. (545, 154 games, 1972).
SAVES—50, 1984. FEWEST—17, 1974.

Club Fielding

HIGHEST AVERAGE—.985, 1997. LOWEST—.974, 1973 and 1983.
ERRORS, FEWEST—91, 1997. MOST—167, 1973.
DOUBLE PLAYS, MOST—192, 1973. FEWEST—114, 1969.
FIVE OR MORE DOUBLE PLAYS, GAME—3 times, 1971 (Tied American
League Record).
MOST ERRORLESS GAMES—95, 1993.
FEWEST PASSED BALLS—3, 1984.

Individual Batting

AVERAGE—.390, George Brett, 1980.
SLUGGING PERCENTAGE—.664, George Brett, 1980.
GAMES PLAYED—162, twice, Al Cowens, 1977 and Hal McRae, 1977.
BY ROOKIE—161, Kevin Seitzer, 1987.
AT BATS—705, Willie Wilson, 1980.
RUNS—133, Willie Wilson, 1980.
HITS—230, Willie Wilson, 1980.
TOTAL BASES—363, George Brett, 1979.
ONE-BASE HITS—184, Willie Wilson, 1980.
TWO-BASE HITS—54, Hal McRae, 1977.
THREE-BASE HITS—21, Willie Wilson, 1985.
HOME RUNS—RH Batter: 36, Steve Balboni, 1985; LH Batter: John
Mayberry, 34, 1975. HOME—21, Chili Davis, 1997 and Dean Palmer, 1998.
ROAD—23, John Mayberry, 1975.
GRAND SLAMS—3, Danny Tartabull, 1988.
RUNS BATTED IN—133, Hal McRae, 1982.
PINCH-HIT AVERAGE—(.10 at bats). .550, Kevin Seitzer (11-for-20), 1991.
PINCH-HITS MOST—15, Hal McRae, 1986.
STOLEN BASES—83, Willie Wilson, 1979.
STRIKEOUTS—172, Bo Jackson, 1989. FEWEST—(minimum 502 plate
appearances) 22, George Brett, 1980.
WALKS—122, John Mayberry, 1973.
INTENTIONAL WALKS—31, George Brett, 1985.
SACRIFICE HITS—21, Tom Goodwin, 1996.
SACRIFICE FLIES—13, Darrell Porter, 1979 and Dean Palmer, 1998.
HIT-BY-PITCHER—18, Mike Macfarlane, 1994.
GROUNDED INTO DOUBLE PLAYS, MOST—26, John Wathan, 1982.
FEWEST—1, Willie Wilson, 1979.

ROYALS RECORDS

Individual Fielding

DOUBLE PLAYS—FIRST BASEMAN—156, John Mayberry, 1973.
SECOND BASEMAN—124, Frank White, 1983. SHORTSTOP—115,
Fred Patek, 1973. THIRD BASEMAN—33, George Brett, 1977 & 1985,
Kevin Seitzer, 1988. OUTFIELDER—6, Amos Otis, 1970 and Jermaine Dye,
1999. CATCHER—13, Mike Sweeney, 1997. PITCHER—9, Dick Drago,
1971.
ASSISTS—OUTFIELDER—17, Jermaine Dye, 1999.

Individual Pitching

GAMES—84, Dan Quisenberry, 1985. BY ROOKIE—64, Rusty Meacham, 1992.
COMPLETE GAMES—21, Dennis Leonard, 1977.
STARTS—40, Dennis Leonard, 1978.
GAMES FINISHED—77, Dan Quisenberry, 1985.
SHUTOUTS—6, Roger Nelson, 1972.
WINS—23, Bret Saberhagen, 1989.
WINS, ONE CLUB—5, twice, Paul Splittorff vs. Chicago (5-0), 1973; and
Steve Busby vs. California (5-0), 1974.
WINS, RELIEF—12, Dan Quisenberry, 1980.
WON-LOST PCT. STARTER—.793, Bret Saberhagen (23-6), 1989.
LOSSES—19, Paul Splittorff, 1974.
INNINGS PITCHED—294.2, Dennis Leonard, 1978.
RUNS—137, Larry Gura, 1979.
EARNED RUNS—119, Chris Haney, 1996 and Tim Belcher, 1997.
HITS—284, Steve Busby, 1974.
WALKS—120, Mark Gubicza, 1987.
COMPLETE GAMES, NO WALKS—5, Dick Drago, 1971.
STRIKEOUTS—244, Dennis Leonard, 1977.
ERA, STARTER—2.08, Roger Nelson, 1972.
RELIEVER—1.71, Ted Abernathy, 1972.
HOME RUNS—37, Tim Belcher, 1998.
SAVES—45, Dan Quisenberry, 1983 and Jeff Montgomery, 1993.
BY ROOKIE—20, Doug Bird, 1973.
SAVES, ONE CLUB—8, Jeff Montgomery vs. Milwaukee, 1991.
HIT BATSMAN—13, Jim Colborn, 1977 and Mike Boddicker, 1991.
WILD PITCHES—17, Tom Gordon, 1993.
BALKS—7, Buddy Black, 1982.

ROYALS RECORDS - MONTH

Club General

WON—25, September, 1977.
LOST—21, August, 1999.
BEST RECORD—25-5, September, 1977.

Club Batting

HOME RUNS—43, August, 1997. OPP.—41, July, 1999.

Individual Batting

HITS—52, George Brett, August, 1980.
HOME RUNS—12, John Mayberry, July, 1975; Chili Davis, August, 1997.
RUNS BATTED IN—32, John Mayberry, July, 1975; Jermaine Dye, July, 1999.

Individual Pitching

WINS—7, Bret Saberhagen, August, 1989.

ROYALS RECORDS - GAME

Club General

PLAYERS USED—27 (Major League record), at California, Sept. 10, 1969.
OPP.—27, at Minnesota, Sept. 29, 1970 (12 innings). BOTH TEAMS—42
(A.L. record), Oakland (24) at Kansas City (18), Sept. 20, 1975.
EXTRA INNINGS—49, Kansas City (22) at Minnesota (27), Sept. 29, 1970
(12 innings).
LONGEST GAME TIME, 9 INNINGS, HOME—4:08, vs. St. Louis, June 9,
1999. AWAY—3:53, at Baltimore, July 13, 1995.
SHORTEST, HOME—1:42, Seattle, Sept. 26, 1978 (1:22, Minnesota, July
29, 1987, 5 innings). AWAY—1:35, Oakland, Sept. 28, 1971. (0:48,
Baltimore, July 30, 1971, 4-1/2 innings).
LONGEST GAME TIME, EXTRA-INNINGS, HOME—6:28, Texas, June
6, 1991 (18 innings). AWAY—5:00, at Anaheim, Sept. 13, 1997 (13 innings).
SHORTEST, EXTRA INNINGS, HOME—2:30, twice, Oakland, Sept. 17,
1969 and California, May 14, 1973 (both 10 innings). AWAY—2:01,
Chicago, Sept. 27, 1973 (10 innings).

ROYALS RECORDS

LONGEST GAME, INNINGS, HOME—18, Texas, May 17, 1972 and Texas, June 6, 1991. AWAY—16, at New York, Aug. 27, 1972, (second game).
LONGEST 1-0 WIN—15 innings, vs. Minnesota, May 23, 1981. 1-0 LOSS—14 innings at Cleveland, July 23, 1992.
LARGEST WINNING MARGIN—17 (23-6), vs. Minnesota, April 6, 1974.
LARGEST LOSING MARGIN—17 (0-17), vs. Detroit, July 20, 1991.
LARGEST SHUTOUT VICTORY—16-0, vs. Oakland, June 25, 1984.
LARGEST SHUTOUT LOSS—0-17, vs. Detroit, July 20, 1991.

Club Batting

FEWEST AT BATS—20, vs. Toronto, April 6, 1989 (8 innings).
RUNS—23, vs. Minnesota (6), April 6, 1974. OPP.—22, vs. Boston, April 12, 1994. BOTH TEAMS—33, Boston (22) at Kansas City (11), April 12, 1994.
SCORING A RUN IN EVERY INNING—vs. Oakland, September 14, 1998.
RUNS BATTED IN—21, vs. Minnesota, April 6, 1974. OPP.—19, vs. Boston, April 12, 1994. BOTH TEAMS—30, Boston (19) at Kansas City (11), April 12, 1994.
HITS—24, at Detroit, June 15, 1976. OPP.—26, at New York, Aug. 27, 1972 (2nd game). BOTH TEAMS—40, twice, Kansas City (20) at Minnesota (20), Sept. 29, 1970; and Kansas City (14) at New York (26), Aug. 27, 1972 (2nd game).
SINGLES—20, at Minnesota, June 24, 1990 (20, vs. Detroit, July 29, 16 innings). OPP.—21, at New York, Aug. 27, 1972 (2nd game). BOTH TEAMS—36, Kansas City (18) at Minnesota (18), Sept. 29, 1970.
DOUBLES—9, at Chicago, May 13, 1979. OPP.—8, at Seattle May 11 & 12, 1996. BOTH TEAMS—11, Cleveland (7) at Kansas City (4), Aug. 27, 1974 (1st game).
TRIPLES—5, twice, vs. Minnesota, Aug. 7, 1974 (2nd game), and vs. Chicago, June 4, 1978. OPP.—4, Boston, Aug. 24, 1971. BOTH TEAMS—6, Boston (4) at Kansas City (2), Aug. 24, 1971.
HOME RUNS—6, at Detroit, July 14, 1991. OPP.—6, at Boston, May 28, 1977 and vs. Texas, July 21, 1998. BOTH TEAMS—9, Kansas City (3) at Boston (6), May 28, 1977 and Kansas City (6) at Detroit (3), July 14, 1991.
EXTRA BASE HITS—12, at Chicago, May 13, 1979 (9 2B, 1 3B, 2 HR). OPP.—12, at Seattle, May 11, 1996 (8 2B, 4 HR). BOTH TEAMS—16, Boston (11) at Kansas City (5), April 12, 1994.
TOTAL BASES—37, Sept. 12, 1982 vs. Minnesota (11 1B, 5 2B, 4 HR). OPP.—38, vs. Boston, April 12, 1994 (4 1B, 4 2B, 2 3B, 5 HR).
HIT BY PITCH—5, at Texas, Sept. 3, 1989. BOTH TEAMS—7, at Texas, Sept. 3, 1989.
LEFT ON BASE—17, at California, May 26, 1972. OPP.—18, by Cleveland, May 1, 1985. BOTH TEAMS—28, Kansas City (15) at Chicago (13), April 21, 1974. FEWEST—0, vs. Cleveland, July 18, 1970. OPP.—0, 7 times, latest vs. Texas, July 27, 1993. BOTH TEAMS—3, 4 times, latest at California, Sept. 9, 1985. EXTRA INNINGS—25, vs. Texas, June 6, 1991 (18 innings) (American League Record). OPP.—20, vs. Texas, June 6, 1991 (18 innings). BOTH TEAMS—45, Kansas City (25) vs. Texas (20), June 6, 1991 (18 innings) (Tied Major League Record).
FEWEST—3, twice, at Boston, June 6, 1969 (11 innings); and vs. Oakland, Sept. 13, 1971 (11 innings). OPP.—2, Oakland, June 16, 1969 (2nd game—12 innings). BOTH TEAMS—6, Kansas City (3) at Boston (3), June 6, 1969 (11 innings).
PINCH-HITTERS USED—7, twice, vs. Seattle, September 14, 1991 and vs. California, September 28, 1991.
DESIGNATED HITTERS USED—4, vs. Cleveland, September 19, 1997 (2nd game).
PINCH-RUNNERS USED—4, vs. Oakland, Sept. 15, 1977.
CATCHERS, MOST, EXTRA INNING GAME, ONE CLUB—4, vs. Chicago (Martinez, Taylor, Healy, Kirkpatrick), Sept. 21, 1973 (12 innings), (tied Major League record). BOTH CLUBS—6, Chicago (2) vs. Kansas City (4), Sept. 21, 1973 (12 innings—tied Major League record).
STRIKEOUTS—18, at Toronto, August 25, 1998. EXTRA INNINGS—18, at California, May 8, 1996 (14 innings).
WALKS RECEIVED—15, at Chicago, Sept. 4, 1975.
INTENTIONAL WALKS RECEIVED—5, vs. Detroit, July 14, 1974. EXTRA INNINGS—6, vs. Texas, June 6, 1991 (18 innings).
STOLEN BASES—8, vs. Baltimore, August 1, 1998.

Club Pitching

PITCHERS USED—8, at California, Sept. 7, 1975. EXTRA INNINGS—8, vs. Toronto, August 20, 1996 (14 innings). OPP.—8, at Seattle, September 20, 1988; at Anaheim, September 13, 1997 and vs. Detroit, July 21, 1998.

ROYALS RECORDS

BOTH TEAMS—13, Kansas City (7) at Minnesota (6), Sept. 29, 1970; Kansas City (6) at Minnesota (7), Sept. 17, 1972 and Detroit (8) at Kansas City (5), Sept. 21, 1998. **EXTRA INNINGS**—14, KC (7) vs. Texas (7), June 6, 1991 (18 innings) and KC (6) at Anaheim (8), Sept. 13, 1997 (13 innings). **STRIKEOUTS**—16, 3 times, vs. Chicago, July 9, 1989, at New York, April 20, 1991 and vs. Texas, May 25, 1994. **EXTRA INNINGS**—17, vs. Cleveland, May 2, 1970 (17 innings). **WALKS**—14, at Minnesota, Sept. 10, 1976, and at New York, May 14, 1980. **HIT BATSMEN**—4, 3 times, vs. Minnesota, April 13, 1971, at Seattle, September 1, 1990 and vs. Detroit, July 15, 1994 (1st game).

Club Fielding

DOUBLE PLAYS—6, twice, vs. Oakland, May 14, 1971 and at Baltimore, May 6, 1972. **OPP.**—6, Oakland, Sept. 13, 1970 (1st game). **BOTH TEAMS**—9, Oakland (3) at Kansas City (6), May 14, 1971. **TRIPLE PLAYS**—1, 5 times, at Texas, August 13, 1972, at New York, May 3, 1985, vs. Boston, July 4, 1988, vs. Oakland, May 14, 1994 and at Baltimore, April 3, 1996. **OPP.**—1, 4 times, at Baltimore, August 6, 1969; at California, June 26, 1970; vs. Baltimore, June 3, 1977, and at Oakland, June 19, 1979. **ERRORS**—8, at Oakland, May 13, 1974. **OPP.**—7, Oakland, July 24, 1976. **BOTH TEAMS**—9, Kansas City (2) at Texas (7), May 24, 1976.

Individual Batting

HITS—6, twice, Bob Oliver at California, May 4, 1969 (4 1B, 2B HR) and Kevin Seitzer vs. Boston, August 2, 1987 (3 1B, 2B, 2 HR). **HITS, PITCHER**—3, twice, Paul Splittorff vs. Oakland, May 19, 1972 and Steve Busby at California, Sept. 20, 1972. **RUNS SCORED**—5, twice, Tony Solaita vs. California, June 18, 1975 and Tom Poquette at Detroit, June 15, 1976. **AT BATS**—8, 9 times, latest Jose Offerman, Hal Morris and Dean Palmer, vs. Milwaukee, June 10, 1998. **BEST PERFECT DAY**—6-for-6, twice, Bob Oliver at California, May 4, 1969 and Kevin Seitzer vs. Boston, August 2, 1987. **HIT FOR CYCLE**—6 times, Fred Patek at Minnesota, July 9, 1971; John Mayberry, vs. Chicago, Aug. 5, 1977; George Brett, twice, vs. Baltimore, May 28, 1979 (2 HR) and at Toronto, July 25, 1990; and Frank White, twice, at California, Sept. 26, 1979 and vs. Detroit, August 3, 1982. **SINGLES**—5, 4 times, George Brett vs. California, Sept. 9, 1976, Hal McRae at Chicago, August 2, 1980, Kevin Seitzer at California, July 4, 1991 and Wally Joyner, vs. Detroit, July 16, 1994. **DOUBLES**—3, 22 times, latest, Carlos Beltran, at Seattle, May 14, 1999. **TRIPLES**—2, 16 times, latest, Joe Randa, vs. St. Louis, June 8, 1999. **HOME RUNS**—3, 7 times, John Mayberry at Texas, July 1, 1975; Tony Solaita at California, Sept. 7, 1975 (11 innings); John Mayberry at Toronto, June 1, 1977, George Brett at Texas, July 22, 1979 and at Detroit, April 20, 1983; Bo Jackson, at New York, July 17, 1990 and Danny Tartabull, vs. Oakland, July 6, 1991. **TOTAL BASES**—13, twice, George Brett at Detroit, April 20, 1983 (3 HR, 1 1B) and Kevin Seitzer vs. Boston, August 2, 1987 (2 HR, 1 2B, 3 1B). **EXTRA INNINGS**—14, George Brett vs. Baltimore, May 28, 1979. **EXTRA BASE HITS**—4, Hal McRae vs. Cleveland, Aug. 27, 1974, (1st game) (3 2B, 1 HR). **EXTRA INNINGS**—4, George Brett vs. Baltimore, May 28, 1979 (1 2B, 1 3B, 2 HR). **RUNS BATTED IN**—7, 8 times, Jerry Grote vs. Seattle, June 3, 1981, Willie Aikens vs. Oakland, Sept. 30, 1982; George Brett at Detroit, April 20, 1983, Frank White vs. Texas, August 19, 1986, Bo Jackson, vs. Detroit, April 14, 1987 and at New York, July 17, 1990, Kevin Seitzer vs. Boston, August 2, 1987 and Johnny Damon at California, August 10, 1996. **WALKS**—4, 11 times, latest, Johnny Damon, vs. Oakland, July 25, 1999. **STRIKEOUTS**—5, 3 times, Bo Jackson at New York, April 18, 1987, Greg Gagne vs. Boston, August 28, 1993 and Bob Hamelin at Detroit, May 24, 1995 at Toronto. **STOLEN BASES**—5, Amos Otis vs. Milwaukee, September 7, 1971. **STEAL OF HOME**—1, many times; latest Joe Randa, at Minn., May 10, 1999.

Individual Pitching

STRIKEOUTS—14, Mark Gubicza, vs. Minnesota, August 27, 1988. **WALKS**—9, Dick Drago vs. Milwaukee, May 22, 1970. **HOME RUNS**—4, latest, Jim Pittsley, vs. Texas, July 21, 1998. **INNINGS**—12, 5 times, Dick Drago vs. Minnesota, May 24, 1972, Roger Nelson vs. Minnesota, Sept. 9, 1972, Paul Splittorff vs. Chicago, June 26, 1974, Al Fitzmorris vs. Texas, Sept. 27, 1974 and Steve Busby at California, June 25, 1975.

ROYALS RECORDS

Individual Fielding

- DOUBLE PLAYS—FIRST BASEMAN—6, twice, Bob Oliver vs. Oakland, May 14, 1971 and John Mayberry at Baltimore, May 6, 1972.
SECOND BASEMAN—4, 3 times, Cookie Rojas vs. Washington, Aug. 30, 1970, vs. Oakland, May 14, 1971 and vs. Minnesota, May 11, 1973.
SHORTSTOP—5, twice, Fred Patek at Baltimore, May 6, 1972 and vs. Texas, Aug. 2, 1974 (ties AL and Major League Records).
THIRD BASEMAN—3, Paul Schaal vs. Cleveland, April 25, 1971.
PUTOUTS, OUTFIELDER—10, Amos Otis vs. Texas, May 1, 1979 and Carlos Beltran, at Chicago, September 17, 1998.
PUTOUTS, FIRST BASEMAN—19, Bob Oliver vs. Cleveland, April 24, 1971.
EXTRA INNINGS—24, John Mayberry vs. Oakland, April 17, 1973 (14 inn.).
PUTOUTS, CATCHER—17, Jimmy Campanis vs. Cleveland, May 2, 1970. 17 innings (18 total chances).
ASSISTS, SECOND BASEMAN—11, Cookie Rojas at Texas, May 17, 1973.
EXTRA INNINGS—11, twice, Cookie Rojas, April 17, 1973 (14 innings), and Frank White, Sept. 21, 1973 (12 innings).
ASSISTS, THIRD BASEMAN—10, George Brett vs. California, July 1, 1979.
ASSISTS, SHORTSTOP—11, twice, Fred Patek at Detroit, Aug. 13, 1974, and vs. Seattle, Sept. 26, 1978.
ASSISTS CATCHER—7, Ed Kirkpatrick at Milwaukee, June 16, 1972.
UNASSISTED DOUBLE PLAY BY OUTFIELDER—1, Brian McRae at Chicago, August 23, 1992 (Ties Major League record).

ROYALS RECORDS - DOUBLEHEADER

Club General

- PLAYERS USED, BOTH GAMES 9 INNINGS—24, at Oakland, Sept. 27, 1977. OPP.—25, at Chicago, Sept. 21, 1970. BOTH TEAMS—44, 3 times. Kansas City (19) at Chicago (25), Sept. 21, 1970; Milwaukee (23) at Kansas City (21), Sept. 6, 1971 and Kansas City (24) at Oakland (20), Sept. 27, 1977.
PLAYERS USED, ONE OR BOTH GAMES EXTRA INNINGS—24 vs. Minnesota, Sept. 10, 1979 (1st game, 14 innings). OPP.—23 vs. Minnesota, Sept. 10, 1979 (1st game, 14 innings). BOTH TEAMS—47, vs. Minnesota, Sept. 10, 1979 (1st game, 14 innings).
LONGEST, INNINGS—25, twice, vs. Oakland, June 16, 1969 (1st game 13 innings) and at New York, Aug. 27, 1972 (1st game 9 innings).
LONGEST TIME, BOTH GAMES 9 INNINGS—6 hours, 3 minutes vs. Baltimore, July 28, 1990 (1st game 3:27; 2nd game 2:36).
LONGEST, TIME, ONE OR BOTH GAMES EXTRA INNINGS—8 hours, 11 minutes vs. Baltimore, June 23, 1991 (1st game 3:44; 2nd game 4:27).
SHORTEST, TIME—4 hours, 13 minutes at Seattle, June 20, 1969 (1st game, 2:23; 2nd game, 1:50).

Club Batting

- RUNS—24, at Milwaukee, June 1, 1975 (13 1st game). OPP.—25, Oakland, June 18, 1969 (16 1st game). BOTH CLUBS—37, Minnesota (17) at Kansas City (20), September 18, 1995 (23 1st game).
FEWEST—0, twice, at Oakland, Sept. 9, 1974 and at New York, April 19, 1987. OPP.—1, Minnesota, Aug. 4, 1971 (1 1st game). BOTH CLUBS—5, Kansas City (3) at Washington (2), Aug. 12, 1971 (2 1st game).
HITS—33, at New York, July 14, 1989 (18 1st game). OPP.—40, at New York, Aug. 27, 1972 (14 1st game). BOTH CLUBS—65, Baltimore (35) at Kansas City (30), June 23, 1991 (31 1st game).
TRIPLES—6, vs. Minnesota, Aug. 7, 1974 (1 1st game).
HOME RUNS—7, at New York, July 14, 1989 (5 1st game). OPP.—5, at Cleveland, July 26, 1970 (21st game), at Seattle, May 25, 1981 (3 1st game). BOTH CLUBS—8, twice, Kansas City (4) at Cleveland (4), July 24, 1970 (2 1st game), and KC (4) at Chicago (4), July 31, 1977 (3 1st game).
RUNS BATTED IN—24, at Milwaukee, June 1, 1975 (13 1st game). OPP.—25, Oakland, June 18, 1969 (16 1st game). BOTH CLUBS—35, three times, Kansas City (24) at Milwaukee (11), June 1, 1975 (19 1st game), Baltimore (19) at KC (16), June 23, 1991 (18 1st game) and Minnesota (17) at Kansas City (18), September 18, 1995 (21 1st game).
TIMES STRIKING OUT—19, at Boston, July 15, 1988 (16 1st game). OPP.—22, at Milwaukee, April 18, 1971 (7 1st game). BOTH CLUBS—37, Kansas City (15) at Milwaukee (22), April 18, 1971 (12 1st game).

Club Pitching

- PITCHERS USED (Duplicate appearances not included)—8, vs. Oakland, June 18, 1969 (4 each game). OPP.—8, twice, at Chicago, Sept. 21, 1970 (3 1st game) and vs. Milwaukee, August 10, 1990 (5 1st game).

ROYALS RECORDS

BOTH CLUBS—14, Kansas City (6) at Chicago (8), Sept. 21, 1970 (7 each game).

PITCHERS USED, ONE OR BOTH GAME EXTRA INNINGS—8, twice, at Boston, July 7, 1974 (6 1st game) and vs. Minnesota, Sept. 10, 1979 (5 1st game). **OPP.**—8, vs. Baltimore, June 23, 1991 (6 1st game).

BOTH CLUBS—14, 3 times, Kansas City (7) at Chicago (7), July 20, 1969 (11 1st game); Kansas City (8) at Boston (6), July 7, 1974 (11 1st game) and Baltimore (8) at Kansas City (6), June 23, 1991 (11 1st game).

FEWEST PITCHERS USED—2, 4 times, vs. Minnesota, Aug. 4, 1971, vs. Minnesota, Sept. 8, 1972, vs. Boston, July 16, 1975, and at Minnesota, Sept. 22, 1978. **OPP.**—2, 3 times, latest at Baltimore, May 25, 1977.

BOTH CLUBS—5, 3 times, Minnesota (3) at Kansas City (2), Aug. 4, 1971, Kansas City (3) at Oakland (2), Sept. 9, 1974, and Kansas City (2) at Minnesota (3), Sept. 22, 1978.

Club Fielding

DOUBLE PLAYS—7 vs. Boston, Aug. 12, 1986 (5 1st game).

OPP.—8, Oakland, Sept. 13, 1970 (6 1st game). **BOTH CLUBS**—10, vs. Oakland, Sept. 13, 1970 (Oak 8-6 1st game, KC 2-1st game).

Individual Batting

HITS—7, George Brett, vs. Milwaukee, August 10, 1990 (4 1st game) and Gerald Perry, at Boston (day/night DH), July 14, 1990 (4 1st game).

DOUBLES—5, Hal McRae vs. Cleveland, Aug. 27, 1974 (3 1st game).

HOME RUNS—3, Bill Pecota, at New York, July 14, 1989 (2 1st game).

EXTRA BASE HITS—6, Hal McRae vs. Cleveland, Aug. 27, 1974 (5 2B, 1HR), (Tied major league record).

TOTAL BASES—15, Bill Pecota at New York, July 14, 1989 (1 1B, 2 2B, 3 HR).

RUNS BATTED IN—7, Hal McRae vs. Cleveland, Aug. 27, 1974 (6 1st game). **OPP.**—6, Tony Oliva, Minnesota, June 29, 1969 (1 1st game).

Individual Pitching

PITCHERS IN BOTH GAMES, WON OR LOST—**WON ONE**—7 times, latest, Dan Quisenberry vs. Detroit, Aug. 10, 1979 (won 1st, saved 2nd). **LOST ONE**—6 times, latest Dan Quisenberry at Toronto, Aug. 8, 1980 (lost 1st, saved 2nd). **WON ONE, LOST ONE**—Tom Burgmeier at Milwaukee, April 18, 1971 (won 1st game, lost 2nd). **SAVED BOTH GAMES**—3 times, Tom Burgmeier at Cleveland, July 9, 1972; Ken Wright vs. Cleveland, July 18, 1972 and Dan Quisenberry at Oakland, October 1, 1983.

Individual Fielding

DOUBLE PLAYS—**FIRST BASEMAN**—7, Steve Balboni, vs. Boston, Aug. 12, 1986. **SECOND BASEMAN**—**SHORTSTOP TOGETHER**—4, shortstop, Bob Floyd and 2nd baseman Rich Severson vs. Minnesota, Sept. 25, 1971.

ROYALS RECORDS - INNING

Club Batting

PLATE APPEARANCES—16, at Toronto, August 6, 1979 (7th).

RUNS—11, at Toronto, August 6, 1979 (7th); at Boston, August 2, 1986 (7th); at Milwaukee, August 21, 1995 (4th) 2nd game. **HOME**: 10, vs. Cleveland, June 26, 1999 (8th). **OPP.**—12, vs. New York, April 11, 1987 (7th).

RUNS, EXTRA INNING—7, at Baltimore, July 12, 1972 (10th).

HITS—11, at Boston, August 2, 1986 (7th). **OPP.**—11, vs. New York, April 11, 1987 (7th).

HOME RUNS—3, 13 times, latest vs. Oakland, May 18, 1999 (8th). **OPP.**—3, 5 times, latest at Minnesota, Sept. 27, 1987, (1st).

STOLEN BASES—4, vs. California, Sept. 17, 1980 (1st game-1st inning) and at Seattle, May 12, 1996 (1st inning).

PINCH HITTER USED—4, 7 times, latest vs. New York, August 4, 1996.

Club Pitching

PITCHERS USED—5, twice, vs. Oakland, May 14, 1971 (9th), and vs. Chicago, September 13, 1972 (8th).

Individual Batting

HITS—2, many times, latest, Jermaine Dye and Chad Kreuter, vs. Cleveland, June 26, 1999 (8th).

HOME RUNS—1, many times.

STOLEN BASES—3, Chris Stynes, at Seattle, May 12, 1996.

Individual Pitching

HOME RUNS ALLOWED—3, 6 times, latest, Chris Fussell, at Toronto, June 21, 1999 (3rd).

STRIKEOUTS—4, Kevin Appier, at Toronto, July 3, 1996.

ROYALS RECORDS - CONSECUTIVE

Club General

GAMES WON—16, August 31-September 15 (2nd game), 1977.
GAMES LOST—12, June 28-July 13, 1997.
WON, HOME—13, July 10-August 7, 1977 and July 17-August 5, 1994.
ROAD—11, Sept. 5-Sept. 25 (2nd game), 1977.
LOST, HOME—8, 3 times April 10-29, 1970; August 28-Sept. 5, 1974 and
June 22-July 6, 1991. ROAD—12, June 23-July 18, 1997.
DOUBLEHEADERS WON—3, twice, June 17-30, 1973 and July 15-Aug. 6,
1976.
ONE-RUN GAMES PLAYED—8, May 12-20, 1981.
ONE-RUN GAMES WON—11, July 3-Aug. 10, 1973.
WON ONE CLUB—13, Baltimore, July 26, 1987-August 11, 1988. LOST—
23, Baltimore, May 10, 1969-Aug. 2, 1970 (Major League Record).
WON ONE CLUB, HOME—10, Baltimore, June 4, 1977-May 28, 1979.
LOST—12, Baltimore, 1969-1970. WON AWAY—10, Chicago, Sept. 26,
1972-Sept. 20, 1973. LOST AWAY—14, Detroit, 1987-90.
WON EXTRA INNINGS—7, April 19-May 17, 1970.
SERIES WON—13, July 10-Aug. 20, 1980.
SERIES, NON-LOSING—16, July 10-Aug. 31, 1980.

Club Batting

HITS, ONE GAME—9, at Chicago, May 7, 1980 (7 1B, 2 2B). OPP.—6, 4
times, latest Chicago, Sept. 4, 1974.
SINGLES—7, at Minnesota, June 24, 1990.
HITS, START OF GAME—7, vs. Baltimore, April 22, 1988.
MOST HITS, TWO GAMES—38, May 12-13, 1976. THREE GAMES—54,
July 18-20, 1980. FOUR GAMES—65, August 27-30, 1979. FIVE
GAMES—76, August 26-30, 1979. SIX GAMES—87, July 18-23, 1980.
OPP.—TWO GAMES—40, August 27, 1972 (doubleheader). THREE
GAMES—49, August 26-27, 1972. FOUR GAMES—60, May 19-22, 1998.
MOST RUNS, TWO GAMES—30, May 12-13, 1976. THREE GAMES—38,
June 8-11, 1999. FOUR GAMES—46, June 8-12, 1999. FIVE GAMES—51,
May 14-19, 1999 and June 7-12, 1999; SIX GAMES—58, May 14-20, 1999.
OPP.—TWO GAMES—30, May 19-20, 1998. THREE GAMES—36, May
19-21, 1998. FOUR GAMES—49, May 19-22, 1998.
GAMES, HOME RUNS HIT—11, August 9-August 19, 1987 (19 homers).
OPP.—13, June 28-July 10, 1999 (20 homers).
MOST HOME RUNS, TWO GAMES—9, August 2-3, 1997. THREE
GAMES—11, twice, July 1-3, 1975 and Sept. 6-8, 1977. FOUR GAMES—
12, twice, July 1-4, 1975 and Sept. 5-8, 1977. FIVE GAMES—13, 3 times,
July 1-5, 1975, Sept. 5-9, 1977 and April 28-May 3, 1999.
OPP.—TWO GAMES—8, May 27-28, 1977. THREE GAMES—8, several
times, last: September 25-27, 1999. FOUR GAMES—10, several times,
last: July 24-28, 1999. FIVE GAMES—13, July 24-29, 1999.
BATTERS HITTING HOME RUNS—3, Darryl Motley, Frank White & Steve
Balboni at Texas, August 19, 1984 and George Brett, Frank White &
Jamie Quirk vs. Oakland, Sept. 28, 1986. OPP.—3, twice, at Oakland,
June 19, 1979 and at Minnesota, June 7, 1982.
BATTERS ON BASE—12, at Boston, August 2, 1986 (6 1B, 2 2B, 1 3B,
1 HR, 2 BB).

Club Pitching

SHUTOUTS WON—2, 12 times, latest at California, Sept. 29-30, 1992.
SHUTOUTS VS. ONE CLUB—2, 9 times, latest at California, September
29-30, 1992.
INNINGS, NO OPP. HOME RUNS—135, July 7-22, 1970.
GAMES, NO OPP. HOME RUNS—14, July 7-22, 1970.
INNINGS, NO OPP. EXTRA BASE HITS—34, June 11-15, 1971.
GAMES, NO OPP. EXTRA BASE HITS—3, twice, July 10-11, 1970 and
June 12-14, 1971.
COMPLETE GAMES—5, August 21-26, 1979 (Paul Splittorff and Larry
Gura vs. New York and Craig Chamberlain, Dennis Leonard and Paul
Splittorff vs. Boston).
SCORELESS INNINGS PITCHED—24.2, vs. Detroit and Baltimore, June
9-12, 1976. AGAINST ROYALS—30.2, at New York (7), vs. Minnesota
(23.2), May 20-23, 1981.
SCORELESS INNINGS, ONE CLUB—24, at Washington, Aug. 10-12, 1971.
AGAINST ROYALS—27, by Milwaukee, April 18 (2nd game)—July 6, 1971.

ROYALS RECORDS

HITLESS INNINGS, START OF GAME—9, 4 times, at Detroit, April 27, 1973 (Steve Busby), at Milwaukee, June 19, 1974 (Steve Busby), vs. Texas, May 14, 1977 (Jim Colborn) and vs. Chicago, August 26, 1991 (Bret Saberhagen).

HITLESS INNINGS—9, 4 times, at Detroit, April 27, 1973 (Steve Busby), at Milwaukee, June 19, 1974 (Steve Busby), vs. Texas, May 14, 1977 (Jim Colborn) and vs. Chicago, August 26, 1991 (Bret Saberhagen).

PERFECT INNINGS, START OF GAME—7, vs. Seattle, June 22, 1985 (Bret Saberhagen).

Club Fielding

INNINGS MAKING DOUBLE PLAYS—4, Sept. 19, 1983 vs. California (1st, 2nd, 3rd, 4th).

GAMES NO ERRORS—11, May 31-June 11, 1997.

INNINGS NO ERRORS—106.0, May 30-June 13, 1997.

GAMES MAKING ERRORS—12, June 5-17, 1992.

Individual General

GAMES PLAYED—305, Johnny Damon, March 31, 1998-Sept. 14, 1999.

STOLEN BASES, WITHOUT BEING CAUGHT—32, Willie Wilson, July 23-Sept. 23, 1980.

STOLEN BASES, SEASON, WITHOUT BEING CAUGHT—16, Gary Thurman, 1989.

Individual Batting

HITTING STREAK—30, George Brett, July 18-August 18, 1980.

GAMES MOST HITS, TWO GAMES—8, 11 times, last: Joe Randa, June 8-9, 1999. THREE GAMES—12, George Brett, May 8-10, 1976 and Kevin Seitzer, August 2-4, 1987. FOUR GAMES—15, George Brett, May 8-11, 1976. FIVE GAMES—18, George Brett, May 8-12, 1976. SIX GAMES—21, George Brett, May 8-13, 1976.

GAMES MOST EXTRA BASE HITS, TWO GAMES—6, 3 times, Ed Kirkpatrick, Sept. 28-30, 1969 (4 HR, 1 3B, 1 2B) and Hal McRae, Aug. 27, 1974 (5 2B, 1 HR) and George Brett, April 17-20, 1983 (3 2B, 3 3B).

GAMES WITH AN EXTRA BASE HIT—7, Amos Otis, April 24-May 1, 1970 (2 HR, 3 3B, 2 2B).

HITS—10, Joe Randa, June 8-12, 1999 (1 walk).

TIMES REACHING FIRST BASE—11, 3 times, Amos Otis, April 30-May 2, 1970 (8 hits, 3 walks); Steve Braun, Aug. 7-17, 1978 (5 hits, 6 walks) and Joe Randa, June 8-12, 1999 (10 hits, 1 walk).

GAMES WITH A RUN SCORED—11, George Brett, May 12-May 22, 1979.

GAMES, RUNS BATTED IN, TWO GAMES—9, 3 times, Ed Kirkpatrick, Sept. 28-30, 1969, Hal McRae, May 24-25, 1975 and Bo Jackson, July 17 and August 26, 1990. THREE GAMES—11, Ed Kirkpatrick, Sept. 28-Oct. 1, 1969 and Hal McRae, May 11-13, 1982 vs. Boston.

GAMES WITH AN RBI—13 (tied American League record), Mike Sweeney, June 23-July 4, 1999 (total 19 RBI).

GAMES WITH A HOME RUN—4, 8 times, John Mayberry, Sept. 25-27, 1972, and July 1-4, 1975, George Brett, June 1-4, 1984, Aug. 23-26, 1985 and Oct. 2-5, 1985; Steve Balboni, July 28-31, 1985 and Kirk Gibson, April 20-24, 1991; Chili Davis, August 23-27, 1997.

AT BATS WITH A HOME RUN—4, Bo Jackson, July 17, 1990 at New York (3 at bats) and August 26, 1990 vs. Seattle (1st at bat).

GAMES WITH A WALK—14, John Mayberry, July 2-16, 1973 (22 walks) and Jeff King, April 17-May 14 (20 walks).

WALKS—6, Terry Shumpert, August 25-31, 1991.

GAMES WITH A STRIKEOUT—16, Bo Jackson, July 1-18, 1987.

STRIKEOUTS—9, (plate appearances), Steve Balboni, Aug. 20-23, 1984 and Bo Jackson, Sept. 16-19, 1988. 11, (official at bats), Steve Balboni, Aug. 20-24, 1984.

PINCH HITS—5, Richie Scheinblum, May 30-June 7, 1972.

GAMES, RUNS BATTED IN, PINCH HITTING—4, Richie Scheinblum, June 1-7, 1972 (5 RBI).

GAMES REACHING BASE, PINCH HITTING—5, 5 times, Richie Scheinblum (1 HR, 4 1B), May 30-June 7, 1972, Joe Keough (4 1B, 1 BB), June 3-16, 1972, Steve Braun (2 2B, 1 1B, 2 BB), Aug. 7-15, 1978, Dane Iorg (2 1B, 1 2B, 1 HR, 1 BB), July 16-Sept. 12, 1984, and Bill Buckner (4 1B, 1 BB, April 11-27, 1989).

Individual Pitching

WINNING DECISIONS, STARTER—11, Rich Gale, June 17-Aug. 23, 1980.

WINNING DECISIONS, RELIEVER—12, Doug Bird, Sept. 1, 1975-July 28, 1977.

LOSING DECISIONS—10, Tom Gordon, August 22, 1991-May 24, 1992.

COMPLETE GAMES—7, twice, Dick Drago, July 1-August 13, 1971 and Dennis Leonard, September 3-October 2, 1977.

ROYALS RECORDS

GAMES IN RELIEF—6, Ted Abernathy, Sept. 13 (1st game)-20, 1970.
GAMES STARTED AND WON VS. ONE CLUB—9, Paul Splittorff vs. Chicago, April 14, 1973-July 3, 1974.
DECISIONS WON, ONE CLUB—10, Larry Gura vs. Toronto, May 1, 1977-July 20, 1982.
COMPLETE GAMES, ONE CLUB—5, Dick Drago vs. California, April 6-Sept. 21, 1971.
HITLESS INNINGS, START OF GAME—9, 4 times, Steve Busby at Detroit, April 27, 1973; Steve Busby at Milwaukee, June 19, 1974; Jim Colborn vs. Texas, May 14, 1977 and Bret Saberhagen vs. Chicago, Aug. 26, 1991.
HITLESS INNINGS—17, Steve Busby, June 14-24, 1974 (3 games).
SHUTOUT GAMES—3, David Cone, May 11-22, 1994 (vs. Minnesota, 9-0, at Seattle, 4-0 and at California, 4-0).
SCORELESS INNINGS, STARTER—33.0, Kevin Appier, August 28-Sept. 23, 1993. RELIEVER—22.1, Rusty Meacham, May 19-July 2, 1994.
SCORELESS INNINGS VS. ONE CLUB—30.1, Paul Splittorff vs. Chicago, Sept. 11, 1972-July 31, 1973.
INNINGS NO HOME RUNS—134.1, Mark Gubicza, Sept. 21, 1988-June 7, 1989. RELIEF—75, Tom Burgmeier, August 29, 1971-April 24, 1973.
INNINGS NO WALKS ISSUED—46.2, Doug Bird, May 28-July 1, 1976.
HOME RUNS OFF—3, Dennis Leonard at Oakland, June 19, 1979.
STRIKEOUTS—6, Steve Busby vs. Boston, July 16, 1974, Danny Jackson at Toronto, Aug. 17, 1985, Bret Saberhagen at Detroit, May 19, 1989 and Doug Linton, at Chicago, July 20, 1996.
BATTERS RETIRED—33, Steve Busby at Milwaukee, June 19, 1974 (last 24 batters) and vs. Chicago, June 24, 1974 (first 9 batters) (A.L. record).
BATTERS RETIRED, START OF GAME—21, Bret Saberhagen vs. Seattle, June 21, 1985.
BATTERS FACED WITHOUT ALLOWING A HIT—54, Steve Busby, June 14-24, 1974 (51 outs, 3 walks in 3-game period).
RELIEF APPEARANCES FANNING AT LEAST 1 BATTER—32, Jeff Montgomery, June 18-September 5, 1989.

Individual Fielding


GAMES NO ERRORS-FIRST BASEMAN—92, John Wathan, June 26, 1976 (first game)-Sept. 10, 1979 (first game). SECOND BASEMAN—70, Frank White, Sept. 22, 1987-June 20, 1988. SHORTSTOP—52, Greg Gagne, August 6-October 3, 1993. THIRD BASEMAN—69, Bill Pecota, April 29-August 30, 1991. OUTFIELDER—165, Amos Otis, July 18, 1970-July 29, 1971. CATCHER—64, Ed Kirkpatrick, April 30-July 29, 1972. PITCHER—125, Al Fitzmorris, June 21, 1971-July 3, 1975.
INNINGS MAKING DOUBLE PLAYS, FIRST BASEMAN—4, Willie Aikens, vs. California (1st game), Sept. 19, 1983. SECOND BASEMAN—4, Frank White vs. California (1st game), Sept. 10, 1983. SHORTSTOP—3, twice, latest, Fred Patek at Minnesota, Sept. 17, 1971. THIRD BASEMAN—3, Paul Schaal vs. Cleveland, April 25, 1971.
GAMES IN DOUBLE PLAYS, FIRST BASEMAN—9, twice, Bob Oliver, Sept. 4-12, 1970 and John Mayberry, Sept. 15-24 (first game), 1972. SECOND BASEMAN—8, Cookie Rojas, Sept. 4-11, 1970. SHORTSTOP—7, Fred Patek, June 15-24, 1972.
PUTOUTS, GAME, OUTFIELDER-5, Willie Wilson vs. Texas, May 14, 1982.

Royals Top Outbursts

The Royals have exploded for 17 or more runs 13 times in their history. The club has tallied 17 or more runs 5 times vs. Minnesota (all at home), 3 times against Detroit (twice in Tiger Stadium) and Milwaukee (twice at home), once at California and once vs. St. Louis.

	Date	Opponent	Score
1.	April 6, 1974	vs Minnesota	23-6
2.	June 15, 1976	at Detroit	21-7
3.	August 29, 1979	vs Milwaukee	18-8
	September 12, 1982	vs Minnesota	18-7
	August 16, 1983	vs Detroit	18-7
	July 14, 1991	at Detroit	18-4
	August 21, 1995	at Milwaukee (Game 2)	18-9
	August 10, 1996	at California	18-3
9.	August 6, 1974	vs Minnesota	17-3
	May 12, 1976	vs Minnesota	17-5
	October 4, 1980	vs Minnesota	17-1
	May 11, 1982	vs Milwaukee	17-3
	June 9, 1999	vs St. Louis	17-13

Post-Season Summary



ROYALS ALCS SUMMARY

1976 ALCS - vs. New York Yankees

The Royals and Yankees staged one of the most thrilling confrontations since the ALCS was initiated in 1969. Down 2 games to 1, the Royals pressed the series to the decisive final game by capturing a 7-4 victory in Game #4. New York finally edged Kansas City on Chris Chambliss' climactic home run to lead off the bottom of the 9th inning of Game #5 in Yankee Stadium and put a sudden end to the hard-fought matchup.

Game 1 at Kansas City

Saturday, October 9

New York 2 0 0 0 0 0 0 0 2 - 4 12 0

Kansas City 0 0 0 0 0 0 0 1 0 - 1 5 2

HUNTER and Munson; GURA, Littell (9) and Martinez, Wathan (8). HR: none. T-2:06 A-42,077.

Game 2 at Kansas City

Sunday, October 10

New York 0 1 2 0 0 0 0 0 0 - 3 12 5

Kansas City 2 0 0 0 0 2 0 3 x - 7 9 0

FIGUEROA, Tidrow (6) and Munson; Leonard, SPLITTORFF (3), Mingori (9) and Martinez. HR: none. T-2:45 A-41,091.

Game 3 at New York

Tuesday, October 12

Kansas City 3 0 0 0 0 0 0 0 0 - 3 6 0

New York 0 0 0 2 0 3 0 0 x - 5 9 0

HASSLER, Pattin (6), Hall (6), Mingori (6), Littell (6) and Martinez, Stinson (8); ELLIS, Lyle (9) and Munson. HR: Chambliss. T-3:00 A-56,808.

Game 4 at New York

Wednesday, October 13

Kansas City 0 3 0 2 0 1 0 1 0 - 7 9 1

New York 0 2 0 0 0 0 1 0 1 - 4 11 0

Gura, BIRD (3), Mingori (7) and Martinez; HUNTER, Tidrow (4), Jackson (7) and Munson. HR: Nettles (2). T-2:50 A-56,355.

Game 5 at New York

Thursday, October 14

Kansas City 2 1 0 0 0 0 0 3 0 - 6 11 1

New York 2 0 2 0 0 2 0 0 1 - 7 11 1

Leonard, Splittorff (1), Pattin (4), Hassler (5), LITTELL (7) and Martinez; Figueroa, Jackson (8), TIDROW (9) and Munson. HR: Mayberry, Brett, Chambliss. T-3:13 A-56,821 (253,152).

1977 ALCS - vs. New York Yankees

In a rematch of the previous year's division winners, Kansas City and New York once again battled to the final inning of Game #5 before the American League champion was crowned. The Yankees, trailing 2 games to 1, captured Game #4 in Royals Stadium to force another dramatic showdown in Game #5. Kansas City opened up a 3-1 advantage, but late-game heroics, including a 3-run 9th inning, produced a 5-3 Yankee triumph.

ALCS SUMMARY

Game 1 at New York

Wednesday, October 5

Kansas City 2 2 2 0 0 0 1 0 - 7 9 0
New York 0 0 2 0 0 0 0 0 - 2 9 0

SPLITTORFF, Bird (9) and Porter; GULLETT, Tidrow (3), Lyle (9) and Munson. HR: McRae, Mayberry, Cowens, Munson.
T-2:40 A-54,930.

Game 2 at New York

Thursday, October 6

Kansas City 0 0 1 0 0 1 0 0 0 - 2 3 1
New York 0 0 0 0 2 3 0 1 x - 6 10 1

HASSLER, Littell (6), Mingori (8) and Porter; GUIDRY and Munson. HR: Johnson. T-2:58 A-56,230.

Game 3 at Kansas City

Friday, October 7

New York 0 0 0 0 1 0 0 0 1 - 2 4 0
Kansas City 0 1 1 0 1 2 1 0 x - 6 12 2

TORREZ, Lyle (6) and Munson; LEONARD and Porter.
HR: none. T-2:19 A-41,285.

Game 4 at Kansas City

Saturday, October 8

New York 1 2 1 1 0 0 0 0 1 - 6 13 0
Kansas City 0 0 2 2 0 0 0 0 0 - 4 8 2

Figueroa, Tidrow (4), LYLE (4) and Munson; GURA, Pattin (3), Mingori (9), Bird (9) and Porter. HR: none. T-3:08 A-41,135.

Game 5 at Kansas City

Sunday, October 9

New York 0 0 1 0 0 0 0 1 3 - 5 10 0
Kansas City 2 0 1 0 0 0 0 0 0 - 3 10 1

Guidry, Torrez (3), LYLE (8) and Munson; Splittorff, Bird (8), Mingori (8), LEONARD (9), Gura (9), Littell (9) and Porter.
HR: none. T-3:04 A-41,133 (178,483).

1978 ALCS - vs. New York Yankees

Once again the Royals and Yankees met in a thrilling battle for the A.L. pennant with New York prevailing in 4 games. After splitting 2 games in Kansas City to open series action, the Yankees captured a pair of dramatic 1-run verdicts at Yankee Stadium to secure their 3rd straight league crown. In 1 of the most memorable moments in ALCS history, George Brett blasted 3 consecutive home runs off Jim "Cat-fish" Hunter in Game #3 at New York.

Game 1 at Kansas City

Tuesday, October 3

New York 0 1 1 0 2 0 0 3 0 - 7 16 0
Kansas City 0 0 0 0 0 1 0 0 0 - 1 2 2

BEATTIE, Clay (6) and Munson; LEONARD, Mingori (5), Hrabosky (8), Bird (9) and Porter. HR: Jackson. T-2:57 A-41,143.

ALCS SUMMARY

Game 2

at Kansas City

Wednesday, October 4

New York 0 0 0 0 0 0 2 2 0 - 4 12 1

Kansas City 1 4 0 0 0 0 3 2 x - 10 16 1

FIGUEROA, Tidrow (2), Lyle (7) and Munson; GURA, Pattin (7), Hrabosky (8) and Porter. HR: Patek. T-2:40 A-41,158.

Game 3

at New York

Friday, October 6

Kansas City 1 0 1 0 1 0 0 2 0 - 5 10 1

New York 0 1 0 2 0 1 0 2 x - 6 10 0

Splitteroff, BIRD (8), Hrabosky (8) and Porter; Hunter, GOSSAGE (7) and Munson. HR: Brett (3), Jackson, Munson. T-2:14 A-55,455.

Game 4

at New York

Friday, October 7

Kansas City 1 0 0 0 0 0 0 0 0 - 1 7 0

New York 0 1 0 0 0 1 0 0 x - 2 4 0

LEONARD and Porter; GUIDRY, Gossage (9) and Munson. HR: Nettles, R.White. T-2:20 A-54,356 (192,112).

1980 ALCS - vs. New York Yankees

For the 4th time in 5 seasons, Kansas City and New York squared off to determine the American League Champion. The Royals, after taking the initial 2 games of the series in Kansas City, stunned a Yankee Stadium crowd by edging New York, 4-2, in Game #3 to complete a convincing sweep of the 1980 rematch. Kansas City's first pennant was secured when George Brett blasted a 3-run homer into the upper deck off Rich Gossage in the 7th inning of the final contest.

Game 1

at Kansas City

Wednesday, October 8

New York 0 2 0 0 0 0 0 0 0 - 2 10 1

Kansas City 0 2 2 0 0 0 1 2 x - 7 10 0

GUIDRY, Davis (4), Underwood (8) and Cerone; GURA and Porter. HR: Cerone, Piniella, Brett. T-3:00 A-42,598.

Game 2

at Kansas City

Thursday, October 9

New York 0 0 0 0 2 0 0 0 0 - 2 8 0

Kansas City 0 0 3 0 0 0 0 0 x - 3 6 0

MAY and Cerone; LEONARD, Quisenberry (9) and Porter. HR: Nettles. T-2:51 A-42,633.

Game 3

at New York

Friday, October 10

Kansas City 0 0 0 0 1 0 3 0 0 - 4 12 1

New York 0 0 0 0 0 2 0 0 0 - 2 8 0

Splitteroff, QUISENBERRY (6) and Porter; John, GOSSAGE (7), Underwood (8) and Cerone. HR: F. White, Brett. T-2:59 A-56,588 (141,819).

ALCS SUMMARY

1984 ALCS - vs. Detroit Tigers

Kansas City's Cinderella 1984 season culminated with its 5th LCS appearance in 9 years, and its 1st against a team other than the Yankees. The Royals were defeated by the Detroit Tigers in 3 straight. The Royals lack of offensive support overshadowed outstanding pitching performances by Bret Saberhagen and Charlie Leibrandt.

Game 1
at Kansas City
Tuesday, October 2

Detroit	2	0	0	1	1	0	1	2	1	-	8	14	0
Kansas City	0	0	0	0	0	0	1	0	0	-	1	5	1

MORRIS, Hernandez (8) and Parrish; BLACK, Huismann (6), M.Jones (8) and Slaughter. HR: Trammell, Parrish, Herndon.
T-2:42 A-41,973.

Game 2
at Kansas City
Wednesday, October 3

Detroit	2	0	1	0	0	0	0	0	0	2	-	5	8	1
Kansas City	0	0	0	1	0	0	1	1	0	0	-	3	10	2

Petry, Hernandez (8), LOPEZ (9) and Parrish; Saberhagen, QUISENBERRY (9) and Slaughter. HR: Gibson. T-3:37 A-42,019.

Game 3
at Detroit
Friday, October 5

Kansas City	0	0	0	0	0	0	0	0	0	-	0	3	3
Detroit	0	1	0	0	0	0	0	0	x	-	1	3	0

WILCOX, Hernandez (9) and Parrish; LEIBRANDT and Slaughter. HR: none. T-2:39 A-52,168.

1985 ALCS - vs. Toronto Blue Jays

In the first American League Championship Series featuring 2 expansion clubs and a best-of-7 format, Kansas City defeated Toronto 4 games to 3. The Royals came back from a 3-1 deficit by posting wins in Games 6 and 7 at Exhibition Stadium in Toronto. Jim Sundberg's 3-run triple highlighted a 4-run 6th inning that sealed the victory in Game #7.

Game 1
at Toronto
Tuesday, October 8

Kansas City	0	0	0	0	0	0	0	0	1	-	1	5	1
Toronto	0	2	3	1	0	0	0	0	x	-	6	11	0

LEIBRANDT, Farr (3), Gubicza (5), Jackson (8) and Sundberg; STIEB, Henke (9) and Whitt. HR: none. T-2:24 A-39,115.

Game 2
at Toronto
Wednesday, October 9

Kansas City	0	0	2	1	0	0	0	0	1	1	-	5	10	3
Toronto	0	0	0	1	0	2	0	1	0	2	-	6	10	0

Black, QUISENBERRY (8) and Sundberg; Key, Lamp (4), Lavelle (8), HENKE (8) and Whitt. HR: Wilson, Sheridan. T-3:39 A-34,029.

Game 3
at Kansas City
Friday, October 11

Toronto	0	0	0	0	5	0	0	0	0	-	5	13	1
Kansas City	1	0	0	1	1	2	0	1	x	-	6	10	1

Alexander, Lamp (6), CLANCY (8) and Whitt; Saberhagen, Black (5), FARR (5) and Sundberg. HR: Barfield, Mulliniks, Brett (2), Sundberg. T-2:51 A-40,224.

ALCS SUMMARY

Game 4 at Kansas City Saturday, October 12

Toronto	0	0	0	0	0	0	0	0	3	-	3	7	0
Kansas City	0	0	0	0	0	1	0	0	0	-	1	2	0

Stieb, HENKE (7) and Whitt, Hearron (9); LEIBRANDT, Quisenberry (9) and Sundberg. HR: none. T-3:02 A-41,112.

Game 5 at Kansas City Sunday, October 13

Toronto	0	0	0	0	0	0	0	0	0	-	0	8	0
Kansas City	1	1	0	0	0	0	0	0	x	-	2	8	0

KEY, Acker (6) and Whitt; JACKSON and Sundberg. HR: none. T-2:21 A-40,064.

Game 6 at Toronto Tuesday, October 15

Kansas City	1	0	1	0	1	2	0	0	0	-	5	8	1
Toronto	1	0	1	0	0	1	0	0	0	-	3	8	2

GUBICZA, Black (6), Quisenberry (9) and Sundberg; ALEXANDER, Lamp (6) and Whitt, Hearron (8). HR: Brett. T-3:12 A-37,557.

Game 7 at Toronto Wednesday, October 16

Kansas City	0	1	0	1	0	4	0	0	0	-	6	8	0
Toronto	0	0	0	0	1	0	0	0	1	-	2	8	1

Saberhagen, LEIBRANDT (4), Quisenberry (9) and Sundberg; STIEB, Acker (6) and Whitt. HR: Sheridan. T-2:49 A-32,084 (264,185).

1981 Western Division Playoff Series

Kansas City and Oakland met in the first ever Division Playoff Series as a result of the 1981 split season. The Athletics were in command of the entire Division Playoff Series, sweeping the Royals 3 games to 0.

Game 1 at Kansas City Tuesday, October 6

Oakland	0	0	0	3	0	0	0	1	0	-	4	8	2
Kansas City	0	0	0	0	0	0	0	0	0	-	0	4	1

NORRIS and Heath; LEONARD, Martin (9) and Wathan. HR: Murphy, Gross. T-2:35; A-40,592.

Game 2 at Kansas City Wednesday, October 7

Oakland	1	0	0	0	0	0	0	1	0	-	2	10	1
Kansas City	0	0	0	0	1	0	0	0	0	-	1	6	0

MCCATTY and Newman; JONES, Quisenberry (9) and Wathan. HR: none. T-2:50 A-40,274.

Game 3 at Oakland Friday, October 9

Kansas City	0	0	0	1	0	0	0	0	0	-	1	10	3
Oakland	1	0	1	2	0	0	0	0	x	-	4	7	0

GURA, Martin (4) and Wathan; LANGFORD, Underwood (8), Beard (8), and Heath. HR: McKay. T-2:59 A-40,002 (120,868).

ROYALS WORLD SERIES SUMMARY

1980 World Series - vs. Philadelphia Phillies

The first World Series in Kansas City history matched the Royals against the Philadelphia Phillies. The Phillies claimed the World Championship in 6 games. After falling behind by 2 games, the Royals won 2 games in Royals Stadium to even the matchup, but the National League club rallied for a pair of runs in the final frame of Game #5 at Royals Stadium to regain the lead. The showdown returned to Veterans Stadium for Game #6 and the Phils secured the title in front of the home fans with a 4-1 verdict. In an exciting series spiced by several outstanding individual performances, Willie Aikens blasted 4 homers while hitting .400 and Amos Otis supplied a .478 clip with 3 homers in leading KC's offensive showing.

Game 1 at Philadelphia Tuesday, October 14

Philadelphia came back from a 4-0 deficit to win a 7-6 thriller...20-game winner Dennis Leonard was unable to survive the Phillies 5-run 3rd inning...Bob Walk, the 1st rookie to start a World Series game since 1952, was the winner...Tug McGraw snuffed out a late rally to earn the save...the Royals struck early as Amos Otis homered in his 1st World Series at bat in the 2nd inning...KC made it 4-0 via a Willie Aikens 2-run homer in the 3rd...the Phillies came to life with 5 runs on 4 hits and a walk in the 3rd inning...the big blow was a 2-out, 3-run homer by Bake McBride...Aikens homered again in the 8th.

Kansas City	0	2	2	0	0	0	0	2	0	-	6	9	1
Philadelphia	0	0	5	1	1	0	0	0	x	-	7	11	0

LEONARD, Martin (4), Quisenberry (8) and Porter; WALK, McGraw (8) and Boone. HR: Aikens (2), Otis, McBride.
T-3:01 A-65,791.

Game 2 at Philadelphia Wednesday, October 15

The Phillies used late-inning heroics to win another come-from-behind battle...KC led 4-2 entering the 8th but Philly scored 4 times off ace reliever Dan Quisenberry...George Brett left the game in the 6th inning after going 2-for-2 with a walk...it was later revealed he was suffering from hemorrhoids...neither club could score off starters Larry Gura and Steve Carlton until the 5th when Philadelphia scored twice on 3 hits and a walk...KC scored an unearned run in the 6th and 3 times in the 7th, keyed by an Amos Otis' bases-loaded double.

Kansas City	0	0	0	0	0	1	3	0	0	-	4	11	0
Philadelphia	0	0	0	0	2	0	0	4	x	-	6	8	1

Gura, QUISENBERRY (7) and Wathan; CARLTON, Reed (9) and Boone. HR: none. T-3:01 A-65,775.

Game 3 at Kansas City Friday, October 17

The Royals won their 1st-ever World Series game by outlasting Philadelphia 4-3 in 10 innings...George Brett put KC on the scoreboard first with a 1st inning solo home run off Dick Ruthven...Willie Aikens continued his hot hitting with a triple and game-winning single in the 10th...Mike Schmidt homered for the Phillies and Pete Rose stroked a game-tying single in the 8th...each club's bullpen ace squared off with Dan Quisenberry earning the victory and Tug McGraw taking the loss...the winning run scored after a walk to Willie Wilson who stole 2nd base and scored with 2 out on Aikens' opposite-field single (McGraw walked Brett intentionally to get to Aikens).

WORLD SERIES SUMMARY

Philadelphia 0 1 0 0 1 0 0 1 0 0 - 3 14 0
Kansas City 1 0 0 1 0 0 1 0 0 1 - 4 11 0
Ruthven, MCGRAW (10) and Boone; Gale, Martín (5),
QUISENBERRY (8) and Porter. HR: Brett, Otis, Schmidt.
T-3:19 A-42,380.

Game 4 at Kansas City Saturday, October 18

The Royals evened the series at 2 by slugging their way to a 5-3 triumph...Willie Aikens homered in the 1st and 2nd frames...a 4-run 1st inning sent Phils' starter Larry Christensen packing...the Royals logged 4 consecutive extra-base hits in that inning...the big lead held up although Dennis Leonard needed late help from Dan Quisenberry as Philadelphia scored single runs in the 7th and 8th innings.

Philadelphia 0 1 0 0 0 0 1 1 0 - 3 10 1
Kansas City 4 1 0 0 0 0 0 0 x - 5 10 2
CHRISTENSEN, Noles (1), Saucier (6), Brusstar (6) and Boone;
LEONARD, Quisenberry (8) and Porter. HR: Aikens (2).
T-2:37 A-42,363.

Game 5 at Kansas City Sunday, October 19

The Royals' hope for a Royals Stadium sweep faded as Philadelphia won its 3rd come-from-behind victory...the Phillies' 2-run 9th inning off Dan Quisenberry sealed KC's fate...Mike Schmidt's 2-run home run in the 4th inning broke the scoreless tie...the Royals sent Marty Bystrom to the showers with a run in the 5th and 2 more in the 6th...Amos Otis continued his sizzling offensive performance with a game-tying home run (his 3rd of the Series) leading off the 6th...KC took the lead on a U.L. Washington sacrifice fly scoring Clint Hurdle in the 6th...Phillies' relievers Ron Reed and Tug McGraw silenced the KC bats the rest of the way...the Royals loaded the bases via 3 walks in the 9th, but McGraw fanned Jose Cardenal to end the game.

Philadelphia 0 0 0 2 0 0 0 0 2 - 4 7 0
Kansas City 0 0 0 1 2 0 0 0 0 - 3 12 2
Bystrom, Reed (6), MCGRAW (7) and Boone; Gura,
QUISENBERRY (7) and Porter. HR: Otis, Schmidt.
T-2:51 A-42,369.

Game 6 at Philadelphia Tuesday, October 21

Behind the near-rabid support of 65,838 fans at Veterans Stadium, Philadelphia methodically eliminated the Royals 4-1 behind the crafty work of Steve Carlton and Tug McGraw...Carlton allowed only 4 hits while striking out 7 in his 7 innings of work and McGraw pitched the final 2 frames allowing 3 hits...Mike Schmidt gave the Phils all they really needed with a 2-run single in the 3rd inning...Philadelphia added single tallies off Renie Martin in the 5th and Paul Splittorff in the 6th...the Royals never ran out of spirit, sending Carlton to the clubhouse by scoring a run in the 8th...KC also threatened in the 9th, loading the bases with only 1 out, but McGraw fought his way out of the jam to bring the Phillies their 1st World Series title.

Kansas City 0 0 0 0 0 0 0 1 0 - 1 7 2
Philadelphia 0 0 2 0 1 1 0 0 x - 4 9 0
GALE, Martin (3), Splittorff (5), Pattin (7), Quisenberry (8) and
Wathan; CARLTON, McGraw (8) and Boone. HR: none.
T-3:00 A-65,838 (324,516).

WORLD SERIES SUMMARY

1985 World Series - vs. St. Louis Cardinals

Kansas City rallied from a 2-games to 0 and a 3-games to 1 deficit to capture their 1st World Championship by defeating the St. Louis Cardinals in the "I-70 Series"...the Royals became the 1st club in the 82-year history of the Fall Classic to lose their first 2 games at home and come back to win the title...KC was only the 5th team on record to come back from a 3-1 deficit and win the Series...the Royals became the first AL expansion club to win a World Championship and the 2nd expansion team overall, joining the New York Mets...KC's talented and youthful pitching staff held the major league's best hitting club to 13 runs and a batting average of .185—the lowest ever in a 7-game World Series...George Brett, Willie Wilson, Lonnie Smith and Steve Balboni all hit over .300 during the Series...Bret Saberhagen earned Most Valuable Player honors with 2 wins and a 0.50 ERA.

Game 1 at Kansas City Saturday, October 19

John Tudor and Todd Worrell combined on an 8-hitter...the Cardinals turned a leadoff walk and a 1-out ground out in the 3rd inning into their 1st run, a Cesar Cedeño run-scoring double in the 4th and then a misplayed line drive by Lonnie Smith into the final run in the 9th...the Royals tried a suicide squeeze (Buddy Biancalana failed to connect) and Darryl Motley was out at the plate...they tried scoring Jim Sundberg from 3rd on a Steve Balboni pop up, but Terry Pendleton made an over-the-shoulder catch and a perfect throw to the plate.

St. Louis	0	0	1	1	0	0	0	0	1	-	3	7	1
Kansas City	0	1	0	0	0	0	0	0	0	-	1	8	0

TUDOR, Worrell (7) and Porter; JACKSON, Quisenberry (8), Black (9) and Sundberg; HR: none. T-2:48 A-41,650.

Game 2 at Kansas City Sunday, October 20

Charlie Leibrandt limited the Cardinals to 2 hits through 8 innings, but St. Louis struck for 4 runs in the 9th to take a 2-0 lead in the Series...the Cardinals became the first team since the Yankees in the '39 Series to come back from a 2-0 deficit in the 9th inning...the Cards strung together a Series-record 3 doubles, the last of which was Terry Pendleton's 2-out bases-loaded shot.

St. Louis	0	0	0	0	0	0	0	0	4	-	4	6	0
Kansas City	0	0	0	2	0	0	0	0	0	-	2	9	0

Cox, DAYLEY (8), Lahti (9) and Porter; LEIBRANDT, Quisenberry (9), and Sundberg; HR: none. T-2:44 A-41,656.

Game 3 at St. Louis Tuesday, October 22

Bret Saberhagen allowed 6 singles en route to giving the Royals their 1st victory of the Series...KC's offense collected 11 hits, including a 2-run home run and a run-scoring double by Frank White...after Lonnie Smith's 2-run double put the Royals ahead 2-0 in the 4th, White unloaded a 2-run round-tripper in the 5th...Saberhagen survived a Cardinal rally in the 1st...with the runners going from 1st and 2nd on a full-count to Jack Clark, Sabes threw a called 3rd strike and Jim Sundberg threw out Willie McGee for an inning-ending DP.

Kansas City	0	0	0	2	2	0	2	0	1	-	6	11	0
St. Louis	0	0	0	0	0	1	0	0	0	-	1	6	0

SABERHAGEN and Sundberg; ANDUJAR, Campbell (5), Horton (6), Dayley (8) and Porter. HR: White. T-3:00 A-53,634.

WORLD SERIES SUMMARY

Game 4

at St. Louis

Wednesday, October 23

Tito Landrum and Willie McGee each hit bases-empty home runs to back John Tudor's 2nd consecutive brilliant outing to give the Cards a 3-1 advantage in the series...in addition to the home runs, KC starter Buddy Black was victimized by a squeeze play on a full-count to Tom Nieto, who laid the bunt down scoring Terry Pendleton who had tripled...Tudor, meanwhile, tossed but 106 pitches.

Kansas City 0 0 0 0 0 0 0 0 0 - 0 5 1

St. Louis 0 1 1 0 1 0 0 0 x - 3 6 0

BLACK, Beckwith (6), Quisenberry (8) and Sundberg; TUDOR and Nieto. HR: Landrum, McGee. T-2:19 A-53,634.

Game 5

at St. Louis

Thursday, October 24

Danny Jackson stuffed a cork in the Cardinals offense and their celebration hopes with a 5-hitter and Willie Wilson keyed an early Royals uprising to force the Series westward via I-70...D.J. retired the Redbirds in order 5 times...Wilson stroked a 2-run triple to highlight a 3-run 2nd inning that sent Cardinal starter Bob Forsch to the showers...the St. Louis bullpen shutdown the Royals until the 8th and 9th when KC scored single runs.

Kansas City 1 3 0 0 0 0 0 1 1 - 6 11 2

St. Louis 1 0 0 0 0 0 0 0 0 - 1 5 1

JACKSON and Sundberg; FORSCH, Horton (2), Campbell(4), Worrell (6) Lahti (8) and Nieto; HR: none. T-2:52 A-53,634.

Game 6

at Kansas City

Saturday, October 26

For the first time in the '85 season the Cardinals did not win a game when they led entering the 9th...St. Louis went into the 9th with a 1-0 lead thanks to a bloop run-scoring single by Brian Harper...having guarded all of their previous 88 9th-inning leads, the Cardinals fell prey to a little bit of fate and Iorg's timely 2-run single...a controversial call at 1st, a misplayed pop up by Jack Clark, a passed ball by Darrell Porter, an intentional walk to Hal McRae and Dane Iorg's 1-out dramatic hit to right and the Royals were winners.

St. Louis 0 0 0 0 0 0 0 1 0 - 1 5 0

Kansas City 0 0 0 0 0 0 0 0 2 - 2 10 0

Cox, Dayley (8), WORRELL (9) and Porter; Leibrandt, QUISENBERRY (8) and Sundberg. HR: none. T-2:48 A-41,628.

Game 7

at Kansas City

Sunday, October 27


Bret Saberhagen tossed a 5-hitter, Darryl Motley blasted a 2-run homer and the Royals beat the Cardinals climaxing one of the greatest comebacks in World Series play...it was the 3rd-highest run total and most lopsided victory in the 176 games KC played during the season...John Tudor suffered his earliest exit of the season...the Royals tied a Series record by scoring 6 times in the 5th, Whitey Herzog and Joaquin Andujar were ejected and the Cards tied a Series mark by using 5 pitchers in the inning.

St. Louis 0 0 0 0 0 0 0 0 0 - 0 5 0

Kansas City 0 2 3 0 6 0 0 0 x - 11 14 0

TUDOR, Campbell (3), Lahti (5), Horton (5), Andujar (5), Forsch (5), Dayley (7) and Porter; SABERHAGEN and Sundberg. HR: Motley. T-2:46 A-41,658 (327,494).

Opponents



ANAHEIM ANGELS



Edison International Field
2000 Gene Autry Way
Anaheim, CA 92806
(714) 940-2000
(714) 940-2205 - PR FAX
Seating Capacity: 45,050
Hotel in KC: The Fairmont

Vice President, Media Relations

Tim Mead

Manager, Baseball Information

Larry Babcock

Field Manager

Mike Scioscia

Media Services/Travel Coordinator

Tom Taylor

1999 NOTES: The Angels won the season series from the Royals for the 3rd straight season in 1999...once again the road teams enjoyed success...KC was 3-3 at Anaheim marking their 5th straight non-losing season on the road (20-10)...the Angels posted their 5th straight winning mark at Kauffman Stadium winning 4 of 6 and now have an 18-10 record in KC since 1995...overall the Royals hold an 122-96 advantage at Anaheim while the Angels hold a slim 106-103 lead in Kansas City in the 31-year history of the rivalry...Kansas City owns more victories (225) over the Angels than against any other club.

1999 RESULTS

Anaheim won series 7-5

Game	Date	Site	Score	Winner	Loser	Record	Pos.	GB
15	4-23	KC	2-4	Hasegawa	Montgomery	5-10	5th	-7.0
16	4-24	KC	4-3	Santiago	Hasegawa	6-10	T4th	-6.0
	4-25	KC		Postponed due to rain - rescheduled for 9/14				
46	5-28	ANA	11-4	Appler	Finley	23-23	2nd	-9.0
47	5-29	ANA	3-4	Sparks	Fussell	23-24	2nd	-9.0
48	5-30	ANA	3-4	Olivares	Rosado	23-25	2nd	-9.0
105	8-2	ANA	12-4	Rosado	McDowell	44-61	4th	-20.0
106	8-3	ANA	7-0	Suppan	Fhyrie	45-61	3rd	-20.0
107	8-4	ANA	3-4	Hill	Witasick	45-62	3rd	-20.0
144	9-14	KC	6-8	Pote	Morman	57-87	5th	-32.0
145	9-14	KC	5-6	Hasegawa	Byrdak	57-88	5th	-32.5
146	9-15	KC	0-1	Finley	Carter	57-89	5th	-32.5
147	9-16	KC	7-1	Suppan	Ortiz	58-89	5th	-31.5

ALL-TIME SERIES RESULTS

YEAR	HOME	ROAD	TOTAL	YEAR	HOME	ROAD	TOTAL	YEAR	HOME	ROAD	TOTAL
1969	5-4	4-5	9-9	1980	4-2	4-3	8-5	1991	3-4	1-5	4-9
1970	4-5	4-5	8-10	1981	3-0	3-0	6-0	1992	3-3	2-5	5-8
1971	3-6	7-2	10-8	1982	5-1	1-6	6-7	1993	4-3	3-3	7-6
1972	2-4	4-5	6-9	1983	3-4	4-2	7-6	1994	2-1	2-5	4-6
1973	4-5	4-5	8-10	1984	3-3	4-3	7-6	1995	2-4	5-1	7-5
1974	4-5	6-3	10-8	1985	5-2	4-2	9-4	1996	2-3	6-1	8-4
1975	6-3	8-1	14-4	1986	3-3	2-5	5-8	1997	2-3	3-3	5-6
1976	5-4	5-4	10-8	1987	3-4	5-1	8-5	1998	2-4	3-2	5-6
1977	3-5	6-1	9-6	1988	2-4	6-1	8-5	1999	2-4	3-3	5-7
1978	4-3	2-6	6-9	1989	6-1	3-3	9-4	TOTALS	103-106	122-96	225-202
1979	2-5	4-2	6-7	1990	2-4	4-3	6-7				

Last 2 game Sweep By Royals:

At Kansas City--September 13-14, 1996
At Anaheim--May 25-27, 1998

Last 3 game Sweep By Royals:

At Kansas City--June 9-11, 1989
At Anaheim--September 15-17, 1995

Last 4 game Sweep By Royals:

At Kansas City--none
At Anaheim--May 6-9, 1996

Last 2 game Sweep By Angels:

At Kansas City--June 1-2, 1998
At Anaheim--June 9-10, 1984

Last 3 game Sweep By Angels:

At Kansas City--June 10-12, 1996
At Anaheim--June 12-14, 1992

Last 4 game Sweep By Angels:

At Kansas City--none
At Anaheim--none

Series Sweep By Kansas City:
By Anaheim:

2-game: 7; 3-game: 12; 4-game: 3
2-game: 11; 3-game: 11

Longest Winning Streak:

By Kansas City--12, May 1-September 12, 1975
By Anaheim--9, October 4, 1991-August 4, 1992

Most Runs, Game:

By Kansas City--18, 18-3, August 10, 1996 at California
By Anaheim--19, 19-8, July 28, 1973 at KC

Widest Margin Victory:

By Kansas City--15 runs, 18-3, August 10, 1996 at California
By Anaheim--15 runs, 18-3, September 18, 1986 at California

BALTIMORE ORIOLES



Oriole Park at Camden Yards
 333 West Camden Street
 Baltimore, MD 21201
 (410) 685-9800
 (410) 547-6272 - PR FAX
 Seating Capacity: 48,876
 Hotel in KC: The Fairmont

Director of Public Relations

Bill Stetka

Assistant Director of Public Relations

Kevin Behan

Field Manager

Mike Hargrove

Traveling Secretary

Phil Itzoe

1999 NOTES: Baltimore won the season series for the 3rd time in 4 years including a 3-game sweep at Camden Yards, June 14-16...the Royals were 2-4 in Camden Yards in '99 and are 16-26 after 8 years of play in the new park...Kansas City failed to post a winning record at home against the Orioles for the 10th straight year and have a 21-31 record at home in that time...they now trail the Birds by a slim 87-86 margin in 31 years of games in Kansas City...the Orioles traveled to KC only once in 1999, but will make 2 visits in 2000...the Orioles will host KC only 1 time in 2000 in August...the 15-5 victory by KC on April 29 tied the most runs scored by the Royals vs. the O's.

1999 RESULTS

Baltimore won series 6-4

Game	Date	Site	Score	Winner	Loser	Record	Pos.	GB
17	4-27	BALT	4-8	Mussina	Appier	6-11	5th	-7.0
18	4-28	BALT	8-2	Rosado	Guzman	7-11	T4th	-7.0
19	4-29	BALT	15-5	Suppan	Erickson	8-11	4th	-7.0
61	6-14	BALT	1-7	Erickson	Appier	26-35	4th	-14.5
62	6-15	BALT	5-6 (10)	Timlin	Service	26-36	4th	-15.5
63	6-16	BALT	1-2	Ponson	Rosado	26-37	4th	-16.5
124	8-23	KC	2-4	Erickson	Reichert	49-75	T4th	-27.0
125	8-24	KC	3-5 (10)	Kamieniecki	Wallace	49-76	T4th	-27.0
126	8-25	KC	8-6	Suppan	Linton	50-76	4th	-27.0
127	8-26	KC	6-0	Witasick	Ponson	51-76	4th	-26.5

ALL-TIME SERIES RESULTS

YEAR	HOME	ROAD	TOTAL	YEAR	HOME	ROAD	TOTAL	YEAR	HOME	ROAD	TOTAL
1969	0-6	1-5	1-11	1980	4-2	2-4	6-6	1991	3-3	5-1	8-4
1970	0-6	0-6	0-12	1981	1-1	2-4	3-5	1992	2-4	2-4	4-8
1971	4-2	1-4	5-6	1982	6-0	2-4	8-4	1993	3-3	2-4	5-7
1972	3-3	3-3	6-6	1983	2-4	2-4	4-8	1994	1-2	0-2	1-4
1973	3-3	1-5	4-8	1984	4-2	3-3	7-5	1995	2-2	3-2	5-4
1974	2-4	2-4	4-8	1985	2-4	4-2	6-6	1996	2-4	1-5	3-9
1975	4-2	1-5	5-7	1986	3-3	3-3	6-6	1997	2-4	2-3	4-7
1976	4-2	2-4	6-6	1987	1-5	2-4	3-9	1998	2-3	4-2	6-5
1977	4-2	3-2	7-4	1988	6-0	6-0	12-0	1999	2-2	2-4	4-6
1978	5-0	3-2	8-2	1989	4-2	2-4	6-6	TOTALS	86-87	70-106	156-193
1979	3-3	3-3	6-6	1990	2-4	1-4	3-8				

Last 2 game Sweep By Royals:

At Kansas City--July 17-18, 1991
 At Baltimore--May 13-14, 1985

Last 3 game Sweep By Royals:

At Kansas City--August 9-11, 1988
 At Baltimore--August 28-30, 1998

Last 4 game Sweep By Royals:

At Kansas City--July 29-August 1, 1982
 At Baltimore--none

Last 2 game Sweep By Orioles:

At Kansas City--April 7-9, 1998
 At Baltimore--April 2-3, 1997

Last 3 game Sweep By Orioles:

At Kansas City--April 21-23, 1992
 At Baltimore--June 14-16, 1999

Last 4 game Sweep By Orioles:

At Kansas City--July 16-19, 1987
 At Baltimore--none

Series Swept By Kansas City:

2-Game--6; 3-Game--9; 4-Game--2
 2-Game--7; 3-Game--16; 4-Game--1

Longest Winning Streak:

By Kansas City--15, July 26, 1987-April 11, 1989
 By Baltimore--23, May 10, 1969-August 2, 1970

Most Runs, Game:

By Kansas City--15, twice, latest 15-5, April 29, 1999 at Balt.
 By Baltimore--14, 14-1, August 3, 1990 at Baltimore

Widest Margin Victory:

By Kansas City--13 runs, 15-2, August 16, 1992 at KC
 By Baltimore--13 runs, 14-1, August 3, 1990 at Baltimore

BOSTON RED SOX



Fenway Park
 24 Yawkey Way
 Boston, MA 02215
 (617) 267-9440
 (617) 375-0944 - PR FAX
 Seating Capacity: 33,871
 Hotel in KC: The Fairmont

Director of Communications	Kevin Shea
Baseball Information Coordinator	Glenn Wilburn
Field Manager	Jimmy Williams
Traveling Secretary	Jack McCormick

1999 NOTES: Boston won the season series and 8 games from the Royals for the 2nd straight year (16-5)...the Royals were 17-6 vs. Boston in 1996 and '97...the Red Sox began the season by sweeping a 3-game series at Kauffman Stadium, their first sweep in KC since 1991...the Royals lost 3 of 4 in their only trip to Fenway but still stand 18-13 there since 1993...the Royals are 102-73 all-time against the Red Sox at home, a .583 winning percentage...the Royals and Red Sox will play only 10 games again in 2000 with Boston making its only visit to Kauffman Stadium in August.

1999 RESULTS Boston won series 8-2

Game	Date	Site	Score	Winner	Loser	Record	Pos.	GB
1	4-5	KC	3-5	Martinez, P.	Appier	0-1	5th	-1.0
2	4-6	KC	0-6	Saberhagen	Rosado	0-2	5th	-1.5
3	4-7	KC	1-4	Wakefield	Suppan	0-3	5th	-2.0
111	8-9	KC	5-2	Suppan	Portugal	46-65	4th	-21.0
112	8-10	KC	6-9 (10)	Wakefield	Whisenant	46-66	4th	-22.0
113	8-11	KC	3-9	Saberhagen	Rosado	46-67	4th	-23.0
131	8-30	BOS	1-9	Martinez, P.	Suppan	51-80	5th	-29.5
132	8-31	BOS	3-6	Garces	Witasick	51-81	5th	-30.5
133	9-1	BOS	3-4	Mercker	Rosado	51-82	5th	-31.5
134	9-2	BOS	4-2	Suzuki	Martinez, R.	52-82	5th	-31.5

ALL-TIME SERIES RESULTS

YEAR	HOME	ROAD	TOTAL	YEAR	HOME	ROAD	TOTAL	YEAR	HOME	ROAD	TOTAL
1969	2-4	0-6	2-10	1980	3-3	4-2	7-5	1991	4-2	1-5	5-7
1970	3-3	2-4	5-7	1981	1-2	2-1	3-3	1992	3-3	2-4	5-7
1971	5-1	6-0	11-1	1982	4-2	2-4	6-6	1993	1-5	6-0	7-5
1972	4-2	2-4	6-6	1983	4-2	3-3	7-5	1994	1-2	1-2	2-4
1973	4-2	0-6	4-8	1984	5-1	4-2	9-3	1995	1-2	1-1	2-3
1974	4-2	4-2	8-4	1985	3-3	4-2	7-5	1996	4-2	5-1	9-3
1975	2-4	3-3	5-7	1986	3-3	3-3	6-6	1997	5-1	3-2	8-3
1976	5-1	4-2	9-3	1987	4-2	2-4	6-6	1998	2-4	1-4	3-8
1977	4-1	1-4	5-5	1988	4-2	2-4	6-6	1999	1-5	1-3	2-8
1978	4-1	2-3	6-4	1989	4-2	4-2	8-4	TOTALS	102-73	79-91	181-164
1979	4-2	0-6	4-8	1990	4-2	4-2	8-4				

- Last 2 game Sweep By Royals:** At Kansas City--May 13-14, 1997
At Boston--May 5-6, 1997
- Last 3 game Sweep By Royals:** At Kansas City--August 5-7, 1991
At Boston--April 26-28, 1996
- Last 4 game Sweep By Royals:** At Kansas City--none
At Boston--none
- Last 2 game Sweep By Red Sox:** At Kansas City--none
At Boston--May 8-9, 1998
- Last 3 game Sweep By Red Sox:** At Kansas City--April 5-8, 1999
At Boston--May 15-17, 1998
- Last 4 game Sweep By Red Sox:** At Kansas City--none
At Boston--July 15-17, 1988
- Series Swept By Kansas City:** 2-Game: 4; 3-Game: 11.
- By Boston:** 2-Game: 4; 3-Game: 10; 4-Game: 1
- Longest Winning Streak:** By Kansas City--12, August 23, 1970-August 25, 1971
By Boston--7, twice, last: May 8-August 11, 1998
- Most Runs, Game:** By Kansas City--13, 8 times, latest 13-4, July 15, 1990 at Bos.
By Boston--22, 22-11, April 12, 1994 at Kansas City
- Widest Margin Victory:** By Kansas City--11 runs, 13-2, August 2, 1986 at Boston
By Boston--14 runs, 18-4, April 13, 1983 at Boston

CHICAGO WHITE SOX



Comiskey Park
333 West 35th Street
Chicago, IL 60616
(312) 674-1000
(312) 674-5116 - PR FAX
Seating Capacity: 44,321
Hotel in KC: The Fairmont

Director of Public Relations	Scott Reifert
Manager of Public Relations	Bob Beghtol
Field Manager	Jerry Manuel
Manager of Team Travel	Ed Cassin

1999 NOTES: The Royals and White Sox split the season series with both teams winning 4 of 6 on the road...KC swept Chicago at Comiskey for the first time since 1993...the White Sox have still captured 25 of the last 36 games played between the 2 clubs, including 15 of the last 18 meetings in Kauffman Stadium...it was the 5th straight year the Sox had not lost the season series...they own a 40-22 mark in that stretch...the Royals now have a 9-year record of 29-28 at the new Comiskey Park...the Royals hold a slim 215-214 edge in the 31-year history of the series.

1999 RESULTS KC split series 6-6

Game	Date	Site	Score	Winner	Loser	Record	Pos.	GB
4	4-9	CHI	10-5	Barber	Sirotko	1-3	T4th	-2.0
5	4-10	CHI	9-4	Pittsley	Navarro	2-3	T2nd	-2.0
6	4-11	CHI	3-1	Appier	Baldwin	3-3	2nd	-2.0
9	4-16	KC	7-2	Appier	Sirotko	4-5	T2nd	-3.5
10	4-17	KC	5-6	Lowe	Montgomery	4-6	T3rd	-4.0
11	4-18	KC	5-7	Baldwin	Barber	4-7	5th	-5.0
75	6-29	KC	7-4	Appier	Navarro	32-43	T3rd	-18.0
76	6-30	KC	9-10 (10)	Howry	Service	32-44	T3rd	-18.0
77	7-1	KC	2-6	Baldwin	Pisciotta	32-45	T3rd	-19.0
83	7-6	CHI	8-7 (10)	Whisenant	Foulke	35-47	3rd	-19.0
84	7-7	CHI	1-7	Parque	Suzuki	35-48	3rd	-19.0
85	7-8	CHI	5-6	Foulke	Byrdak	35-49	3rd	-20.0

ALL-TIME SERIES RESULTS

YEAR	HOME	ROAD	TOTAL	YEAR	HOME	ROAD	TOTAL	YEAR	HOME	ROAD	TOTAL
1969	6-3	4-5	10-8	1980	5-2	3-3	8-5	1991	3-3	3-4	6-7
1970	5-2	6-5	11-7	1981	—	0-2	0-2	1992	3-4	3-3	6-7
1971	5-4	4-5	9-9	1982	6-1	4-2	10-3	1993	2-4	5-2	7-6
1972	6-2	3-6	9-8	1983	2-4	2-5	4-9	1994	4-0	3-3	7-3
1973	4-5	8-1	12-6	1984	5-2	3-3	8-5	1995	2-4	3-4	5-8
1974	4-5	3-6	7-11	1985	6-0	2-5	8-5	1996	2-5	4-2	6-7
1975	5-4	4-5	9-9	1986	4-3	2-4	6-7	1997	0-6	1-5	1-11
1976	6-3	4-5	10-8	1987	3-3	4-3	7-6	1998	1-5	3-3	4-8
1977	5-2	2-6	7-8	1988	4-3	2-4	6-7	1999	2-4	4-2	6-6
1978	4-4	3-4	7-8	1989	4-2	3-4	7-6	TOTALS	118-94	99-120	215-214
1979	4-2	4-3	8-5	1990	4-3	0-6	4-9				

Last 2 game Sweep By Royals:	At Kansas City--June 26-27, 1972 At Chicago--September 26-27, 1972
Last 3 game Sweep By Royals:	At Kansas City--August 26-28, 1991 At Chicago--April 9-11, 1999
Last 4 game Sweep By Royals:	At Kansas City--July 25-28, 1994 At Chicago--none
Last 2 game Sweep By White Sox:	At Kansas City--June 3-4, 1998 At Chicago--August 31 & September 1, 1983
Last 3 game Sweep By White Sox:	At Kansas City--June 7-9, 1991 At Chicago--June 23-25, 1997
Last 4 game Sweep By White Sox:	At Kansas City--July 10-13, 1997 At Chicago--May 30-June 2, 1985
Series Sweep By Kansas City:	2-game: 3; 3-game: 15; 4-game: 1
By Chicago:	2-game: 6; 3-game: 9; 4-game: 2
Longest Winning Streak:	By Kansas City--6, twice, latest May 31, 1982-August 21, 1982 By Chicago--10, June 23-September 26, 1997
Most Runs, Game:	By Kansas City--14, 14-5, May 13, 1979 at Chicago By Chicago--16, 16-2, April 20, 1973 at KC
Widest Margin Victory:	By Kansas City--12 runs, 12-0, August 3, 1978 at KC By Chicago--14 runs, 16-2, April 20, 1973 at KC

CLEVELAND INDIANS



Jacobs Field
 2401 Ontario Street
 Cleveland, OH 44115
 (216) 420-4200
 (216) 420-4396 - PR FAX
 Seating Capacity: 43,368
 Hotel in KC: The Fairmont - 1st trip
 Westin - 2nd trip

Director, Media Relations	Bart Swain
Manager, Media Relations	Susie Giuliano
Field Manager	Charlie Manuel
Director, Team Travel	Mike Seghi

1999 NOTES: The highlight of the 1999 season came at the end of June when KC and Cleveland split 8 games in an 11-day stretch...the Royals battled the 5-time Central Division champions splitting 4 games in KC and 4 at Cleveland outscoring the Tribe 57-55...Cleveland recorded the only sweep of the year in April at Jacobs Field...KC was 3-3 at home and is 47-38 since 1984 at "The K" ...the Tribe won the season series for the 3rd straight season (23-14)...the Royals are just 10-24 all-time at Jacobs Field.

1999 RESULTS

Cleveland won series 7-5

Game	Date	Site	Score	Winner	Loser	Record	Pos.	GB
7	4-12	CLE	2-5 (10)	Shuey	Santiago	3-4	T2nd	-3.0
8	4-14	CLE	4-11	Colon	Suppan	3-5	T2nd	-4.0
	4-15	CLE		Postponed due to rain - rescheduled for July 3.				
71	6-25	KC	8-2	Suppan	Wright	30-41	4th	-17.0
72	6-26	KC	11-7	Montgomery	Rincon	31-41	3rd	-16.0
73	6-27	KC	5-6	Reed	Byrdak	31-42	3rd	-17.0
74	6-28	KC	1-6	Nagy	Witasick	31-43	T3rd	-18.0
78	7-2	CLE	9-7 (10)	Whisenant	Shuey	33-45	3rd	-18.0
79	7-3	CLE	8-9	Candiotti	Pisciotta	33-46	3rd	-19.0
80	7-3	CLE	5-9	Langston	Wengert	33-47	3rd	-20.0
81	7-4	CLE	10-9	Appier	Burba	34-47	3rd	-19.0
158	9-28	KC	1-2	Brower	Witasick	62-96	5th	-34.5
159	9-29	KC	5-2	Rosado	Nagy	63-96	5th	-33.5

ALL-TIME SERIES RESULTS

YEAR	HOME	ROAD	TOTAL	YEAR	HOME	ROAD	TOTAL	YEAR	HOME	ROAD	TOTAL
1969	3-3	2-4	5-7	1980	3-3	4-2	7-5	1991	4-2	4-2	8-4
1970	1-5	3-3	4-8	1981	0-3	4-1	4-4	1992	5-1	2-4	7-5
1971	5-1	5-1	10-2	1982	6-0	4-2	10-2	1993	3-3	2-4	5-7
1972	3-3	3-3	6-6	1983	3-3	2-4	5-7	1994	1-1	3-0	4-1
1973	5-1	5-1	10-2	1984	2-4	4-2	6-6	1995	1-5	0-6	1-11
1974	1-5	3-3	4-8	1985	5-1	5-1	10-2	1996	4-2	2-5	6-7
1975	3-3	3-3	6-6	1986	4-2	0-6	4-8	1997	3-2	0-6	3-8
1976	4-2	2-4	6-6	1987	4-2	2-4	6-6	1998	1-5	3-3	4-8
1977	3-2	4-1	7-3	1988	3-3	3-3	6-6	1999	3-3	2-4	5-7
1978	5-1	1-4	6-5	1989	3-3	1-5	4-8	TOTALS	98-79	83-98	181-177
1979	4-2	2-4	6-6	1990	3-3	3-3	6-6				

- Last 2 game Sweep by Royals:** At Kansas City--May 12-13, 1992
At Cleveland--May 15-16, 1985
- Last 3 game Sweep by Royals:** At Kansas City--July 26-28, 1985
At Cleveland--April 15-17, 1994
- Last 4 game Sweep by Royals:** At Kansas City--none
At Cleveland--June 15-17, 1973
- Last 2 game Sweep by Indians:** At Kansas City--June 7 & 9, 1974
At Cleveland--April 12 & 14, 1999
- Last 3 game Sweep by Indians:** At Kansas City--May 19-21, 1996
At Cleveland--July 4-6, 1997
- Last 4 game Sweep by Indians:** At Kansas City--none
At Cleveland--none
- Series Sweep By Kansas City:** 2-game: 8; 3-game: 7; 4-game: 1
- By Cleveland:** 2-game: 5; 3-game: 14
- Longest Winning Streak:** By Kansas City--9, June 1, 1973-August 15, 1973
By Cleveland--8, May 8-September 23, 1995
- Most Runs, Game:** By Kansas City--15, 15-7, April 27, 1979 at KC
By Cleveland--17, 3 times, latest, 17-7, October 1, 1995 at Cle.
- Widest Margin Victory:** By Kansas City--11 runs, 13-2, August 27, 1974 at KC
By Cleveland--14 runs, 17-3, July 16, 1983 at Cleveland

DETROIT TIGERS



Comerica Park
2100 Woodward Avenue
Detroit, MI 48201
(313) 962-4000
(313) 965-2138 - PR FAX
Seating Capacity: 40,000
Hotel in KC: Westin

Senior Director of Marketing and Comm.	Tyler Barnes
Assistant Director of Public Relations	David Matheson
Field Manager	Phil Garner
Traveling Secretary	Bill Brown

1999 NOTES: The Royals and Tigers played the final 4 games ever at Tiger Stadium in 1999 with Detroit winning the finale, 8-2...KC ended its 31-year history at Tiger Stadium with an 87-92 record including a 1-5 mark in 1999...the Tigers swept a 2-game set in Detroit in July, their first sweep at home since 1989...the final game of the season was postponed due to rain...KC finished with a winning home record (3-2) for the first time since 1995 and are 9-14 at Kauffman Stadium in that span...KC is 21-18 at Detroit the past 7 seasons after posting a 7-23 mark there from 1988-92.

1999 RESULTS Detroit won series 7-4

Game	Date	Site	Score	Winner	Loser	Record	Pos.	GB
68	6-22	KC	4-2	Rosado	Florie	28-40	4th	-18.0
69	6-23	KC	10-1	Witasick	Thompson	29-40	3rd	-18.0
70	6-24	KC	4-6	Cruz, N.	Mathews	29-41	4th	-18.0
94	7-21	DET	5-10	Thompson	Appler	38-56	4th	-20.0
95	7-22	DET	8-9	Florie	Rosado	38-57	5th	-20.0
154	9-24	DET	7-3	Rosado	Mlicki	62-92	5th	-31.0
155	9-25	DET	3-11	Nitkowski	Suzuki	62-93	5th	-32.0
156	9-26	DET	1-6	Borkowski	Stein	62-94	5th	-33.0
157	9-27	DET	2-8	Moehler	Suppan	62-95	5th	-33.5
160	10-1	KC	9-5	Suzuki	Borkowski	64-96	4th	-33.0
161	10-2	KC	3-4	Weaver	Suppan	64-97	4th	-33.0

ALL-TIME SERIES RESULTS

YEAR	HOME	ROAD	TOTAL	YEAR	HOME	ROAD	TOTAL	YEAR	HOME	ROAD	TOTAL
1969	2-4	2-4	4-8	1980	5-1	5-1	10-2	1991	2-4	2-4	4-8
1970	2-4	4-2	6-6	1981	0-2	2-1	2-3	1992	3-3	2-4	5-7
1971	3-3	1-5	4-8	1982	4-2	2-4	6-6	1993	3-3	4-2	7-5
1972	3-3	2-4	5-7	1983	3-3	2-4	5-7	1994	4-2	4-2	8-4
1973	4-2	4-2	8-4	1984	0-6	5-1	5-7	1995	3-0	1-3	4-3
1974	2-4	3-3	5-7	1985	3-3	4-2	7-5	1996	2-4	4-2	6-6
1975	3-3	3-3	6-6	1986	4-2	3-3	7-5	1997	2-4	3-2	5-6
1976	4-2	4-2	8-4	1987	3-3	4-2	7-5	1998	2-4	4-2	6-6
1977	3-2	5-1	8-3	1988	4-2	0-6	4-8	1999	3-2	1-5	4-7
1978	4-1	2-3	6-4	1989	6-0	0-6	6-6	TOTALS	95-81	87-92	182-173
1979	5-1	2-4	7-5	1990	4-2	3-3	7-5				

Last 2 game Sweep By Royals:	At Kansas City--April 14-15, 1987 At Detroit--May 21-22, 1996
Last 3 game Sweep By Royals:	At Kansas City--July 28-30, 1995 At Detroit--August 4-6, 1980
Last 4 game Sweep By Royals:	At Kansas City--August 10-12, 1979 At Detroit--August 3-5, 1984
Last 2 game Sweep By Tigers:	At Kansas City--April 13-14, 1985 At Detroit--July 21 & 22, 1999
Last 3 game Sweep By Tigers:	At Kansas City--September 21-23, 1998 At Detroit--September 4-6, 1989
Last 4 game Sweep By Tigers:	At Kansas City--none At Detroit--none
Series Sweep By Kansas City:	2-game: 7; 3-game: 6; 4-game: 2
By Detroit:	2-game: 5; 3-game: 12
Longest Winning Streak:	By Kansas City--6, twice, latest May 26-August 31, 1989 By Detroit--6, 3 times, latest July 8, 1990-May 8, 1991
Most Runs, Game:	By Kansas City--21, 21-7, June 15, 1976 at Detroit By Detroit--17, 17-0, July 19, 1991 at KC
Widest Margin Victory:	By Kansas City--14 runs, twice, last 16-2, April 9, 1977 at Det. By Detroit--17 runs, 17-0, July 19, 1991 at KC

MINNESOTA TWINS



Hubert H. Humphrey Metrodome
 34 Kirby Puckett Place
 Minneapolis, MN 55415
 (612) 375-1366
 (612) 375-7473 - PR FAX
 Seating Capacity: 55,883
 Hotel in KC: Westin

Media Relations Manager Sean Harlin

Assistant Media Relations Manager Brad Smith

Field Manager Tom Kelly

Traveling Secretary Remzi Kiratti

1999 NOTES: The Royals started the season strong vs. Minnesota sweeping a 4-game set at the Metrodome in May...the Twins however, won the final 6 games of the season vs. Kansas City sweeping the series at Kauffman Stadium and at the Metrodome in August...the Twins 8-5 overall edge was their first season series advantage since 1996 and the most wins by either team since KC won 8 in 1990...the Twins will enter the 2000 season 1 game short of tying their longest winning streak ever vs. KC...the Royals are 43-32 in the Twin Cities in the last 12 campaigns and 57-57 since the dome opened in 1982.

1999 RESULTS

Minnesota won series 8-5

Game	Date	Site	Score	Winner	Loser	Record	Pos.	GB
12	4-19	KC	4-6	Hawkins	Suppan	4-8	5th	-5.5
13	4-20	KC	7-8 (13)	Aguilera	Witasick	4-9	5th	-6.5
14	4-21	KC	3-2 (10)	Mathews	Guardado	5-9	5th	-6.5
27	5-7	MIN	5-1	Appier	Milton	12-15	4th	-7.5
28	5-8	MIN	6-2	Rosado	Perkins	13-15	4th	-6.5
29	5-9	MIN	7-2	Suppan	Lincoln	14-15	3rd	-6.5
30	5-10	MIN	8-4	Witasick	Hawkins	15-15	3rd	-6.5
108	8-6	KC	8-9	Miller	Service	45-63	4th	-20.0
109	8-7	KC	5-6	Wells	Rigby	45-64	4th	-21.0
110	8-8	KC	3-7	Hawkins	Rigby	45-65	4th	-21.0
128	8-27	MIN	1-4	Milton	Rosado	51-77	4th	27.5
129	8-28	MIN	3-4 (10)	Wells	Morman	51-78	5th	-28.5
130	8-29	MIN	2-6	Hawkins	Stein	51-79	5th	-28.5

ALL-TIME SERIES RESULTS

YEAR	HOME	ROAD	TOTAL	YEAR	HOME	ROAD	TOTAL	YEAR	HOME	ROAD	TOTAL
1969	5-4	3-6	8-10	1980	3-3	2-5	5-8	1991	2-5	4-2	6-7
1970	4-5	1-8	5-13	1981	4-3	5-1	9-4	1992	3-3	3-4	6-7
1971	5-4	4-5	9-9	1982	4-2	3-4	7-6	1993	3-4	4-2	7-6
1972	5-4	4-5	9-9	1983	5-2	1-5	6-7	1994	4-2	2-2	6-4
1973	4-5	5-4	9-9	1984	2-4	4-3	6-7	1995	2-5	4-2	6-7
1974	5-4	3-6	8-10	1985	5-2	2-4	7-6	1996	3-3	3-4	6-7
1975	8-1	3-6	11-7	1986	4-2	2-5	6-7	1997	3-3	4-2	7-5
1976	5-4	5-4	10-8	1987	6-1	2-4	8-5	1998	2-4	5-1	7-5
1977	6-2	4-3	10-5	1988	3-3	4-3	7-6	1999	1-5	4-3	5-8
1978	3-4	4-4	7-8	1989	4-3	3-3	7-6	TOTALS	121-101	104-116	225-217
1979	3-4	4-2	7-6	1990	5-1	3-4	8-5				

Last 2 game Sweep By Royals: At Kansas City--September 8-9, 1986
 At Minnesota--July 4-5, 1973

Last 3 game Sweep By Royals: At Kansas City--July 29-31, 1994
 At Minnesota--August 4-6, 1998

Last 4 game Sweep By Royals: At Kansas City--August 4-7, 1975
 At Minnesota--May 7-10, 1999

Last 2 game Sweep By Twins: At Kansas City--September 3-4, 1973
 At Minnesota--August 1-2, 1977

Last 3 game Sweep By Twins: At Kansas City--August 6-8, 1999
 At Minnesota--August 27-29, 1999

Last 4 game Sweep By Twins: At Kansas City--none
 At Minnesota--June 29-July 2, 1970

Series Sweep By Kansas City: 2-game: 9; 3-game: 14; 4-game: 1
By Minnesota: 2-game: 4; 3-game: 13; 4-game: 1

Longest Winning Streak: By Kansas City--7, September 28, 1981-June 9, 1982
 By Minnesota--7, September 22, 1969-May 20, 1970

Most Runs, Game: By Kansas City--23, 23-6, April 6, 1974 at KC
 By Minnesota--18, 18-3, September 10, 1976 at Minnesota

Widest Margin Victory: By Kansas City--17 runs, 23-6, April 6, 1974 at KC
 By Minnesota--15 runs, 18-3, September 10, 1976 at Min.

NEW YORK YANKEES



Yankee Stadium
 Bronx, NY 10451
 (718) 293-4300
 (718) 293-8414 - PR FAX
 Seating Capacity: 57,746
 Hotel in KC: The Fairmont

Director, Media Relations *Rick Cerrone*

Assistant Director, Media Relations *Jason Zillo*

Field Manager *Joe Torre*

Traveling Secretary *David Szen*

1999 NOTES: The Royals took the season series from the 2-time World Champion Yankees 5-4 in 1999...it marked the first season series win since 1994 (4-2) for KC...the wins were the most for the Royals since winning 6 in 1993...the Royals snapped a 12-game losing streak to NY by winning the first game of the season on 4-30 at Kauffman Stadium...KC was 2-1 in its only visit to Yankee Stadium...it was only the 6th time in 31 years and first time since 1994 KC had a winning record in the Bronx...KC's winning percentage of .437 vs. New York is its lowest against any A.L. club...in the 90's the Royals were 45-61 vs. New York overall and 25-30 at Kauffman Stadium.

1999 RESULTS

Kansas City won series 5-4

Game	Date	Site	Score	Winner	Loser	Record	Pos.	GB
20	4-30	KC	13-6	Morman	Pettitte	9-11	4th	-6.0
21	5-1	KC	4-8	Cone	Pittsley	9-12	4th	-7.0
22	5-2	KC	8-9	Grimsley	Santiago	9-13	4th	-7.0
23	5-3	KC	9-3	Service	Hernandez	10-13	4th	-7.0
118	8-17	NY	2-5	Hernandez	Rosado	47-71	4th	-25.0
119	8-18	NY	3-0	Reichert	Pettitte	48-71	4th	-24.0
120	8-19	NY	4-1 (11)	Rigby	Grimsley	49-71	4th	-24.0
138	9-7	KC	6-3	Rosado	Cone	54-84	5th	-32.0
139	9-8	KC	5-9	Hernandez	Rusch	54-85	5th	-32.0

ALL-TIME SERIES RESULTS

YEAR	HOME	ROAD	TOTAL	YEAR	HOME	ROAD	TOTAL	YEAR	HOME	ROAD	TOTAL
1969	2-4	3-3	5-7	1980	4-2	4-2	8-4	1991	3-3	4-2	7-5
1970	1-5	0-6	1-11	1981	1-5	1-5	2-10	1992	3-3	2-4	5-7
1971	3-3	2-4	5-7	1982	2-4	3-3	5-7	1993	4-2	2-4	6-6
1972	5-1	2-4	7-5	1983	3-3	3-3	6-6	1994	1-2	3-0	4-2
1973	4-2	2-4	6-6	1984	5-1	0-6	5-7	1995	2-4	1-3	3-7
1974	2-4	2-4	4-8	1985	4-2	1-5	5-7	1996	3-3	1-5	4-8
1975	4-2	3-3	7-5	1986	2-4	2-4	4-8	1997	1-4	2-4	3-8
1976	3-3	4-2	7-5	1987	5-1	0-6	5-7	1998	0-5	0-5	0-10
1977	4-1	1-4	5-5	1988	2-4	4-2	6-6	1999	3-3	2-1	5-4
1978	3-2	3-3	6-5	1989	3-3	3-3	6-6	TOTALS	89-90	66-110	155-200
1979	2-4	3-3	5-7	1990	5-1	3-3	8-4				

- Last 2 game Sweep By Royals:** At Kansas City--none
 At New York--June 4 & 6, 1982
- Last 3 game Sweep By Royals:** At Kansas City--July 2-4, 1990
 At New York--June 3-5, 1994
- Last 4 game Sweep By Royals:** At Kansas City--none
 At New York--none
- Last 2 game Sweep By Yankees:** At Kansas City--August 17-18, 1998
 At New York--April 9 & 11, 1996
- Last 3 game Sweep By Yankees:** At Kansas City--April 21-23, 1986
 At New York--July 28-30, 1987
- Last 4 game Sweep By Yankees:** At Kansas City--none
 At New York--August 7-9, 1998
- Series Sweep By Kansas City:** 2-game: 1; 3-game: 9
By New York: 2-game: 6; 3-game: 12; 4-game: 1; 5-game: 1
- Longest Winning Streak:** By Kansas City--5, twice, latest May 26-July 4, 1990
 By New York--12, August 13, 1997-August 18, 1998
 By Kansas City--15, 15-4, April 5, 1984 at KC
 By New York--18, 18-7, September 5, 1982 at KC
- Most Runs, Game:** By Kansas City--13 runs, 14-1, June 6, 1982 at NY
 By New York--14 runs, 15-1, July 26, 1996 at NY
- Widest Margin Victory:**

OAKLAND ATHLETICS



Network Associates Coliseum
 Oakland, CA 94621
 (510) 638-4900
 (510) 562-1633 - PR FAX
 Seating Capacity: 50,219
 Hotel in KC: The Fairmont

Public Relations Manager	Jim Young
Baseball Information Manager	Mike Selleck
Field Manager	Art Howe
Director of Team Travel	Mickey Morabito

1999 NOTES: The home teams dominated play in 1999 with both Kansas City and Oakland winning 5 of 6 at home...the 5-1 home mark was KC's best since 1979 (5-1)...the Royals swept a 3-game series May 18-20 at Kauffman Stadium, while the Athletics swept a 3-game set the next week at Oakland...the 6-6 deadlock was the first since the 2 teams split 6 games in 1981 and only the 3rd in the 31-year history of the rivalry...in the 90's the Athletics held a 68-53 advantage, including a 39-20 record in Oakland...the Athletics own 227 wins over the Royals, the most by any American League team.

1999 RESULTS

Kansas City split series 6-6

Game	Date	Site	Score	Winner	Loser	Record	Pos.	GB
37	5-18	KC	13-3	Appier	Heredia	19-18	2nd	-8.5
38	5-19	KC	14-3	Rosado	Candiotti	20-18	2nd	-8.5
39	5-20	KC	7-1	Suppan	Oquist	21-18	2nd	-8.0
43	5-25	OAK	3-5	Oquist	Rosado	22-21	2nd	-8.5
44	5-26	OAK	1-3	Haynes	Suppan	22-22	2nd	-9.5
45	5-27	OAK	1-6	Rogers	Witasick	22-23	2nd	-10.0
96	7-23	KC	12-7	Morman	Haynes	39-57	5th	-19.0
97	7-24	KC	2-12	Oquist	Witasick	39-58	5th	-19.0
98	7-25	KC	13-11 (10)	Service	Harville	40-58	5th	-18.0
148	9-17	OAK	9-3	Witasick	Hudson	59-89	5th	-30.5
149	9-18	OAK	4-8	Olivares	Rosado	59-90	5th	-31.5
150	9-19	OAK	3-12	Heredia	Fussell	59-91	5th	-31.5

ALL-TIME SERIES RESULTS

YEAR	HOME	ROAD	TOTAL	YEAR	HOME	ROAD	TOTAL	YEAR	HOME	ROAD	TOTAL
1969	3-6	5-4	8-10	1980	4-3	2-4	6-7	1991	3-3	3-4	6-7
1970	5-4	2-7	7-11	1981	1-2	2-1	3-3	1992	3-4	1-5	4-9
1971	3-6	2-7	5-13	1982	4-3	3-3	7-6	1993	4-2	2-5	6-7
1972	5-4	2-7	7-11	1983	4-2	3-4	7-6	1994	5-2	2-1	7-3
1973	5-4	3-6	8-10	1984	3-4	2-4	5-8	1995	1-5	4-3	5-8
1974	6-3	2-7	8-10	1985	4-2	4-3	8-5	1996	4-2	1-5	5-7
1975	6-3	1-8	7-11	1986	4-3	4-2	8-5	1997	1-5	2-3	3-8
1976	5-4	4-5	9-9	1987	1-5	4-3	5-8	1998	4-1	3-3	7-4
1977	6-1	3-5	9-6	1988	4-3	4-2	8-5	1999	5-1	1-5	6-6
1978	6-2	4-3	10-5	1989	4-2	3-4	7-6	TOTALS	121-96	83-131	204-227
1979	5-1	4-3	9-4	1990	3-4	1-5	4-9				

Last 2 game Sweep By Royals:	At Kansas City--September 14-15, 1998 At Oakland--September 8-9, 1969
Last 3 game Sweep By Royals:	At Kansas City--May 18-20, 1999 At Oakland--June 14-16, 1988
Last 4 game Sweep By Royals:	At Kansas City--August 1-4, 1994 At Oakland--none
Last 2 game Sweep By Athletics:	At Kansas City--May 26-27, 1997 At Oakland--July 16-17, 1997
Last 3 game Sweep By Athletics:	At Kansas City--May 19-21, 1995 At Oakland--May 25-27, 1999
Last 4 game Sweep By Athletics:	At Kansas City--none At Oakland--September 26-28, 1977
Series Sweep By Kansas City:	2-game: 3; 3-game: 6; 4-game: 3
By Oakland:	2-game: 8; 3-game: 9; 4-game: 1
Longest Winning Streak:	By Kansas City--8, September 4, 1978-June 18, 1979 By Oakland--5, twice, latest Sept. 28, 1971-April 19, 1972
Most Runs, Game:	By Kansas City--16, 6 times, latest 16-6, May 13, 1994 at KC By Oakland--16, twice, latest 16-4, September 20, 1975 at KC
Widest Margin Victory:	By Kansas City--16 runs, 16-0, June 25, 1984 at KC By Oakland--13 runs, 13-0, September 10, 1973 at Oakland

SEATTLE MARINERS



Safeco Field
 P.O. Box 4100
 Seattle, WA 98104
 (206) 346-4000
 (206) 346-4400 - PR FAX
 Seating Capacity: 45,600
 Hotel in KC: The Fairmont

Director - Baseball Information	Tim Hevly
Assistant Director - Baseball Information	Matt Roebuck
Field Manager	Lou Piniella
Director - Team Travel	Ron Spelley

1999 NOTES: The Royals won the season series for the first time since 1996 and the 11th time in the last 13 years...in that span KC holds a 89-68 mark dating back to 1987...the Royals have won the season series in 18 of the 23 years the 2 clubs have played...since 1986 the Royals hold a 53-32 edge at Kauffman Stadium including a 29-18 mark over the past 8 seasons...KC took 2 of 3 games in the final series at the Kingdome finishing with a 74-69 record ...they also won 2 of 3 games in the first series at Safeco Field...the 4-2 record at Seattle was the best for KC since posting a 3-0 mark in 1994.

1999 RESULTS Kansas City won series 7-5

Game	Date	Site	Score	Winner	Loser	Record	Pos.	GB
34	5-14	SEA	12-7	Service	Fassero	17-17	3rd	-8.0
35	5-15	SEA	11-10	Santiago	Paniagua	18-17	3rd	-8.0
36	5-16	SEA	1-5	Moyer	Fussell	18-18	3rd	-8.5
40	5-21	KC	2-5	Moyer	Witasick	21-19	2nd	-8.0
41	5-22	KC	4-7	Carmona	Fussell	21-20	2nd	-8.0
42	5-23	KC	5-4	Whisenant	Paniagua	22-20	2nd	-8.0
99	7-27	KC	9-7	Appler	Fassero	41-58	T3rd	-18.5
100	7-28	KC	5-3	Rosado	Garcia	42-58	T3rd	-18.5
101	7-29	KC	4-8	Halama	Suppan	42-59	4th	-19.0
151	9-20	SEA	10-9	Santiago	Hinchliffe	60-91	5th	-30.5
152	9-21	SEA	3-13	Garcia	Suppan	60-92	5th	-31.5
153	9-22	SEA	12-6	Witasick	Halama	61-92	5th	-31.5

ALL-TIME SERIES RESULTS

YEAR	HOME	ROAD	TOTAL	YEAR	HOME	ROAD	TOTAL	YEAR	HOME	ROAD	TOTAL
1977	4-3	7-1	11-4	1985	0-6	3-4	3-10	1993	4-2	3-4	7-6
1978	7-1	5-2	12-3	1986	4-3	1-5	5-8	1994	3-4	3-0	6-4
1979	2-4	5-2	7-6	1987	4-2	5-2	9-4	1995	4-2	3-3	7-5
1980	5-2	2-4	7-6	1988	5-1	2-4	7-5	1996	4-2	3-3	7-5
1981	3-3	3-4	6-7	1989	3-3	6-1	9-4	1997	3-2	2-4	5-6
1982	4-3	3-3	7-6	1990	5-2	2-4	7-6	1998	2-2	2-4	4-6
1983	4-2	4-3	8-5	1991	3-3	4-3	7-6	1999	3-3	4-2	7-5
1984	6-1	3-3	9-4	1992	6-1	1-5	7-6	TOTALS	88-57	76-70	164-127

- Last 2 game Sweep By Royals:** At Kansas City--July 26-27, 1978
At Seattle--September 18-19, 1978
- Last 3 game Sweep By Royals:** At Kansas City--June 5-7, 1992
At Seattle--June 12-14, 1995
- Last 4 game Sweep By Royals:** At Kansas City--June 2-5, 1988
At Seattle--August 17-20, 1989
- Last 2 game Sweep By Mariners:** At Kansas City--June 22-23, 1985
At Seattle--none
- Last 3 game Sweep By Mariners:** At Kansas City--May 29-June 1, 1978
At Seattle--September 8-10, 1995
- Last 4 game Sweep By Mariners:** At Kansas City--September 16-19, 1985
At Seattle--none
- Series Sweep By Kansas City:** 2-game: 2; 3-game: 7; 4-game: 3
- By Seattle:** 2-game: 1; 3-game: 4; 4-game: 1
- Longest Winning Streak:** By Kansas City--12, May 23-September 26, 1978
By Seattle--10, June 14-September 24, 1985
By Kansas City--16, 16-1, April 24, 1977 at Seattle
By Seattle--18, 18-5, July 17, 1998 at Seattle
- Most Runs, Game:** By Kansas City--15 runs, 16-1, April 24, 1977 at Seattle
By Seattle--13 runs, twice, last: 18-5, July 17, 1998 at Seattle
- Widest Margin Victory:** By Kansas City--15 runs, 16-1, April 24, 1977 at Seattle
By Seattle--13 runs, twice, last: 18-5, July 17, 1998 at Seattle

TAMPA BAY DEVIL RAYS



Tropicana Field
 One Tropicana Drive
 St. Petersburg, FL 33705
 (727) 825-3137
 (727) 825-3111 - PR FAX
 Seating Capacity: 45,200
 Hotel in KC: The Fairmont

Vice President of Public Relations	Rick Vaughn
Media Relations Manager	Chris Costello
Field Manager	Larry Rothschild
Traveling Secretary	Jeff Ziegler

1999 NOTES: After posting an 8-3 record vs. Tampa Bay in 1998 the tables turned on the Royals in 1999 as the Devil Rays won 8 of 10 from KC...the Devil Rays won the final 5 games of the season including a 3-game sweep at Tropicana Field, August 20-22...the most exciting contest came on May 4 at Tampa Bay when the Royals rallied from a 3-0 deficit in the 9th inning to win 5-3...KC's comeback was led by Carlos Beltran's 2-out, 3-run triple on an 0-2 count that gave KC a 4-3 lead.

1998 & 1999 RESULTS Tampa Bay leads series 11-10

Game	Date	Site	Score	Winner	Loser	Record	Pos.	GB
31	5-5	KC	4-2	Pichardo	Alvarez	13-18	2nd	-5.5
32	5-6	KC	0-5	Arrojo	Rusch	13-19	T2nd	-6.5
38	5-13	TB	4-0	Rapp	Saunders	15-23	4th	-5.0
39	5-14	TB	10-2	Belcher	Springer	16-23	4th	-5.0
110	8-13	KC	6-4 (10)	Montgomery	Hernandez	54-66	T2nd	-12.5
111	8-14	KC	11-9	Haney	Arrojo	55-66	T2nd	-11.5
112	8-15	KC	6-8 (11)	Mecir	Bones	55-67	T2nd	-11.5
113	8-16	KC	3-8	Santana	Belcher	55-68	3rd	-12.5
118	8-21	TB	6-5 (11)	Whisenant	Yan	57-71	T2nd	-13.5
119	8-22	TB	3-2	Rosado	Alvarez	58-71	2nd	-12.5
120	8-23	TB	11-5	Rapp	Rekar	59-71	2nd	-12.5
24	5-4	TB	5-3	Mathews	Hernandez	11-13	4th	-6.5
25	5-5	TB	7-10	White	Witasick	11-14	4th	-6.5
26	5-6	TB	4-5	Aldred	Morman	11-15	4th	-7.5
114	8-12	KC	6-7	Witt	Reichert	46-68	4th	-23.5
115	8-13	KC	2-1	Service	Yan	47-68	4th	-23.5
116	8-14	KC	4-11	Rupe	Suppan	47-69	4th	-24.5
117	8-15	KC	3-5	Eiland	Suzuki	47-70	4th	-25.5
121	8-20	TB	4-5	Hernandez	Service	49-72	4th	-25.0
122	8-21	TB	2-8	Eiland	Witasick	49-73	4th	-26.0
123	8-22	TB	1-2	Arrojo	Rosado	49-74	T4th	-27.0

ALL-TIME SERIES RESULTS

YEAR	HOME	ROAD	TOTAL	YEAR	HOME	ROAD	TOTAL	YEAR	HOME	ROAD	TOTAL
1998	3-3	5-0	8-3	1999	1-3	1-5	2-8	TOTALS	4-6	6-5	10-11

- Last 2 game Sweep By Royals: At Kansas City--none
At Tampa Bay--May 13 & 14, 1998
- Last 3 game Sweep By Royals: At Kansas City--none
At Tampa Bay--August 21-23, 1998
- Last 4 game Sweep By Royals: At Kansas City--none
At Tampa Bay--none
- Last 2 game Sweep By Devil Rays: At Kansas City--none
At Tampa Bay--none
- Last 3 game Sweep By Devil Rays: At Kansas City--none
At Tampa Bay--August 20-22, 1999
- Last 4 game Sweep By Devil Rays: At Kansas City--none
At Tampa Bay--none
- Series Sweep By Kansas City: 2-game: 1; 3-game: 1; 4-game: 0
By Tampa Bay: 2-game: 0; 3-game: 1; 4-game: 0
- Longest Winning Streak: By Kansas City--4, twice, latest, August 21, 1998-May 4, 1999
By Tampa Bay--5, August 14-22, 1999
- Most Runs, Game: By Kansas City--11, twice, latest, 11-5, August 23, 1998 at TB
By Tampa Bay--11, 11-4, August 14, 1999 at KC
- Widest Margin Victory: By Kansas City--8, 10-2, May 14, 1998 at Tampa Bay
By Tampa Bay--7, 11-4, August 14, 1999 at KC

TEXAS RANGERS



The Ballpark in Arlington
 1000 Ballpark Way
 Arlington, TX 76011
 (817) 273-5222
 (817) 273-5206 - PR FAX
 Seating Capacity: 49,166
 Hotel in KC: The Fairmont - 1st trip
 Westin - 2nd trip

<i>Vice President, Public Relations</i>	<i>John Blake</i>
<i>Assistant Director Public Relations</i>	<i>Brad Horn</i>
<i>Field Manager</i>	<i>Johnny Oates</i>
<i>Director of Travel</i>	<i>Chris Lyngos</i>

1999 NOTES: The Rangers won the season series for the 2nd straight year and own a 14-7 edge in that span...Texas opened the season with 4 straight wins extending their winning streak to 7 games vs. the Royals, the longest ever by the Rangers...KC won 3 of 4 games in the only series played at Kauffman Stadium...the Royals are 51-33 at home over the past 14 seasons...the Royals have had only 7 losing home campaigns in 28 years of play between the two clubs...the Royals are 12-21 after 6 seasons of play at the Ballpark in Arlington...the Royals finished the 90's with a 56-61 record vs. Texas, including a 33-24 mark at Kauffman Stadium.

1999 RESULTS Texas won series 6-4

Game	Date	Site	Score	Winner	Loser	Record	Pos.	GB
49	5-31	TEX	3-4 (10)	Crabtree	Santiago	23-26	T2nd	-10.0
50	6-1	TEX	1-3	Zimmerman	Whisenant	23-27	3rd	-10.0
51	6-2	TEX	4-7	Sele	Appler	23-28	3rd	-11.0
102	7-30	TEX	2-9	Loaiza	Witasick	42-60	4th	-20.0
103	7-31	TEX	12-8	Reichert	Munoz	43-60	4th	-20.0
104	8-1	TEX	5-12	Sele	Barber	43-61	4th	-20.0
140	9-10	KC	7-3	Stein	Loaiza	55-85	5th	-32.0
141	9-11	KC	9-6	Suppan	Helling	56-85	5th	-32.0
142	9-12	KC	6-3	Witasick	Sele	57-85	5th	-31.0
143	9-13	KC	4-8 (10)	Wetteland	Santiago	57-86	5th	-32.0

ALL-TIME SERIES RESULTS

YEAR	HOME	ROAD	TOTAL	YEAR	HOME	ROAD	TOTAL	YEAR	HOME	ROAD	TOTAL
1972	5-4	3-2	8-6	1982	3-3	4-3	7-6	1992	4-2	2-5	6-7
1973	7-2	4-5	11-7	1983	6-1	2-4	8-5	1993	4-3	3-3	7-6
1974	4-5	4-5	8-10	1984	2-4	4-3	6-7	1994	2-1	2-2	4-3
1975	8-1	6-3	14-4	1985	4-3	2-4	6-7	1995	5-2	3-4	8-6
1976	4-5	3-6	7-11	1986	5-1	3-4	8-5	1996	4-2	2-4	6-6
1977	4-4	4-3	8-7	1987	3-4	4-2	7-6	1997	3-3	3-2	6-5
1978	5-2	2-6	7-8	1988	4-2	3-4	7-6	1998	2-4	1-4	3-8
1979	2-5	4-2	6-7	1989	5-2	3-3	8-5	1999	3-1	1-5	4-6
1980	3-3	7-0	10-3	1990	3-3	2-5	5-8	TOTALS	109-77	86-98	195-175
1981	1-2	2-2	3-4	1991	4-3	3-3	7-6				

- Last 2 game Sweep By Royals:** At Kansas City--August 27-28, 1996
At Texas--July 4-5, 1977
- Last 3 game Sweep By Royals:** At Kansas City--June 4-6, 1991
At Texas--August 18-20, 1980
- Last 4 game Sweep By Royals:** At Kansas City--June 5-8, 1980
At Texas--none
- Last 2 game Sweep By Rangers:** At Kansas City--April 16-17, 1997
At Texas--September 8 & 9, 1998
- Last 3 game Sweep By Rangers:** At Kansas City--none
At Texas--May 31-June 2, 1999
- Last 4 game Sweep By Rangers:** At Kansas City--none
At Texas--September 6-9, 1990
- Series Sweep By Kansas City:** 2-game: 6; 3-game: 5; 4-game: 2
- By Texas:** 2-game: 6; 3-game: 2; 4-game: 1
- Longest Winning Streak:** By Kansas City--9, July 2-September 26, 1975
By Texas--7, July 23, 1998-July 30, 1999
- Most Runs, Game:** By Kansas City--15, 15-2, June 19, 1991 at Texas
By Texas--16, 16-5, May 29, 1987 at KC
- Widest Margin Victory:** By Kansas City--13 runs, twice, latest 15-2, June 19, 1991 at Tex.
By Texas--11 runs, 4 times, latest 12-1, Sept. 6, 1990 at Texas

TORONTO BLUE JAYS



SkyDome
 One Blue Jay Way,
 Suite #3200
 Toronto, Ontario M5V 1J1
 (416) 341-1000
 (416) 341-1250 - PR FAX
 Seating Capacity: 50,516
 Hotel in KC: The Fairmont

Vice President, Media Relations *Howard Starkman*

Assistant Director, Media Relations *Jay Stenhouse*

Field Manager *Jim Fregosi*

Manager, Team Travel *John Brioux*

1999 NOTES: Toronto posted a 5-game winning streak vs. KC from June 19-September 4 and won the season series 7-3...the 5-game streak tied the Blue Jays longest vs. KC set from April 27-May 6, 1984...the Royals were 1-3 in their only trip to SkyDome...the Royals own a 30-30 record in SkyDome...the Blue Jays have had their way lately in KC, winning 16 of 24 games there over the past 4 seasons, including a 4-2 mark in 1999...the series was competitive in the 90's with Toronto holding a 62-55 advantage.

1999 RESULTS

Toronto won series 7-3

Game	Date	Site	Score	Winner	Loser	Record	Pos.	GB
31	5-11	KC	2-8	Escobar	Pittsley	15-16	3rd	-7.5
32	5-12	KC	7-1	Appier	Carpenter	16-16	3rd	-7.5
33	5-13	KC	2-8	Hentgen	Rosado	16-17	3rd	-8.0
64	6-18	TOR	6-5	Witasick	Hentgen	27-37	4th	-16.0
65	6-19	TOR	0-7	Halladay	Appler	27-38	4th	-17.0
66	6-20	TOR	1-2	Wells	Service	27-39	4th	-18.0
67	6-21	TOR	4-11	Hamilton	Fussell	27-40	4th	-19.0
135	9-3	KC	4-5	Quantrill	Morman	52-83	5th	-32.5
136	9-4	KC	3-6	Hentgen	Suppan	52-84	5th	-32.5
137	9-5	KC	6-4	Witasick	Escobar	53-84	5th	-32.5

ALL-TIME SERIES RESULTS

YEAR	HOME	ROAD	TOTAL	YEAR	HOME	ROAD	TOTAL	YEAR	HOME	ROAD	TOTAL
1977	4-1	4-1	8-2	1985	3-3	4-2	7-5	1993	5-1	3-3	8-4
1978	2-3	3-2	5-5	1986	2-4	3-3	5-7	1994	3-3	3-3	6-6
1979	6-0	3-3	9-3	1987	6-0	2-4	8-4	1995	4-2	3-3	7-5
1980	5-1	4-2	9-3	1988	2-4	2-4	4-8	1996	2-5	3-3	5-8
1981	1-2	4-1	5-3	1989	4-2	3-3	7-5	1997	2-4	3-2	5-6
1982	3-3	1-5	4-8	1990	2-4	3-3	5-7	1998	2-3	4-2	6-5
1983	3-3	3-3	6-6	1991	2-4	3-3	5-7	1999	2-4	1-3	3-7
1984	4-2	1-5	5-7	1992	3-3	2-4	5-7	TOTALS	72-61	65-67	137-128

Last 2 game Sweep By Royals: At Kansas City--June 10-11, 1995
 At Toronto--April 29-30, 1998

Last 3 game Sweep By Royals: At Kansas City--July 2-4, 1993
 At Toronto--none

Last 4 game Sweep By Royals: At Kansas City--July 3-5, 1987
 At Toronto--none

Last 2 game Sweep By Blue Jays: At Kansas City--September 1-2, 1998
 At Toronto--April 19-20, 1988

Last 3 game Sweep By Blue Jays: At Kansas City--August 22-24, 1997
 At Toronto--May 4-6, 1984

Last 4 game Sweep By Blue Jays: At Kansas City--none
 At Toronto--none

Series Sweep By Kansas City: 2-game: 8; 3-game: 4; 4-game: 2
By Toronto: 2-game: 4; 3-game: 5

Longest Winning Streak: By Kansas City--7, August 10, 1980-August 17, 1981
 By Toronto--5, twice, latest, June 19-September 4, 1999

Most Runs, Game: By Kansas City--16, 16-12, August 6, 1979 at Toronto
 By Toronto--17, 17-6, April 20, 1990 at Toronto

Widest Margin Victory: By Kansas City--10, 11-1, August 6, 1988 at Toronto
 By Toronto--11, 17-6, April 20, 1990 at Toronto

CHICAGO CUBS



Wrigley Field
1060 W. Addison St.
Chicago, IL 60613
(773) 404-CUBS
(773) 404-4129 - PR FAX
Seating Capacity: 38,957
Hotel in KC: The Fairmont

Director, Media Relations

Sharon Panno

Media Information Coordinator

Chuck Wasserstrom

Field Manager

Don Baylor

Traveling Secretary

Jimmy Bank

SERIES NOTES: The Royals won 2 of the 3 games played with the Cubs for the 2nd straight year in 1999...the 3-game series drew 116,461 to Wrigley Field...in the 1st ever series between the Royals and Cubs in Kansas City, the Royals took 2 of the 3 games in 1998...a total of 112,590 fans, for an average of 37,530 per game, paid their way in during the set...it was the largest attended 3-game series in Kansas City in 1990s and the most since August 25-27, 1989 vs. Oakland (120,081)...the Cubs swept the first ever series played between the 2 clubs in 1997 at Wrigley Field...5 of the 9 games played have been 1-run contests with the Cubs coming out on top 3 times.

ALL-TIME RESULTS Chicago leads series 5-4

Game	Date	Site	Score	Winner	Loser	Record	Pos.	GB
1997								
77	6-30	CHI	7-8	Pisciotta	Bones	36-41	4th	-5.0
78	7-1	CHI	1-6	Castillo	Rusch	36-42	4th	-6.0
79	7-2	CHI	2-3	Foster	Appier	36-43	4th	-6.0
1998								
78	6-26	KC	6-3	Pichardo	Trachsel	34-44	3rd	-12.5
79	6-27	KC	4-3 (10)	Service	Beck	35-44	3rd	-11.5
80	6-28	KC	3-6	Gonzalez	Rapp	35-45	3rd	-11.5
1999								
91	7-17	CHI	5-4	Suppan	Tapani	37-54	3rd	-20.0
92	7-18	CHI	10-2	Witasick	Trachsel	38-54	3rd	-19.0
93	7-19	CHI	7-8	Sanders	Barber	38-55	3rd	-20.0

ALL-TIME SERIES RESULTS

YEAR	HOME	ROAD	TOTAL	YEAR	HOME	ROAD	TOTAL	YEAR	HOME	ROAD	TOTAL	
1997	—	0-3	0-3	1998	2-1	—	2-1	1999	—	2-1	2-1	
									TOTALS	2-1	2-4	4-5

Last 2 game Sweep By Royals:	At Kansas City--none At Chicago--none
Last 3 game Sweep By Royals:	At Kansas City--none At Chicago--none
Last 4 game Sweep By Royals:	At Kansas City--none At Chicago--none
Last 2 game Sweep By Cubs:	At Kansas City--none At Chicago--none
Last 3 game Sweep By Cubs:	At Kansas City--none At Chicago--June 30 - July 2, 1997
Last 4 game Sweep By Cubs:	At Kansas City--none At Chicago--none
Series Sweep By Kansas City:	2-game: 0; 3-game: 0; 4-game: 0
By Chicago:	2-game: 0; 3-game: 1; 4-game: 0
Longest Winning Streak:	By Kansas City--2, twice, latest, July 17 & 18, 1999 By Chicago--3, June 30 - July 2, 1997
Most Runs, Game:	By Kansas City--10, July 18, 1999 at Chicago By Chicago--8, twice, latest, July 19, 1999 at Chicago
Widest Margin Victory:	By Kansas City--8, 10-2, July 18, 1999 at Chicago By Chicago--5, 6-1, July 1, 1997 at Chicago

HOUSTON ASTROS



Enron Field
 P.O. Box 288
 Houston, TX 77001
 (713) 259-8000
 (713) 259-8238 - PR FAX
 Seating Capacity: 42,000

Vice President, Communications *Rob Matwick*

Director of Media Relations *Warren Miller*

Field Manager *Larry Dierker*

Director of Baseball Administration *Barry Waters*

SERIES NOTES: Houston swept the 1999 season series from the Royals at Kauffman Stadium...the 3-game set drew 72,191 people to "The K"...the Astros have now won 5 straight from the Royals...Houston has made 2 trips to KC winning 4 of 6 games...the 1997 series was attended by 63,201 fans...in 1998 the Royals made their first and last trip ever to the Astrodome, where Houston won 2 of 3...both teams posted shutouts in the series...the Astros have held the Royals to 27 runs in the 9 games played between the 2 teams.

ALL-TIME RESULTS Houston leads series 6-3

Game	Date	Site	Score	Winner	Loser	Record	Pos.	GB
1997								
65	6-16	KC	5-2	Rosado	Hampton	32-33	2nd	-2.5
66	6-17	KC	2-10	Garcia	Haney	32-34	T2nd	-3.5
67	6-18	KC	6-2	Pittsley	Wall	33-34	T2nd	-2.5
1998								
58	6-5	HOU	3-0	Belcher	Schourek	22-36	T4th	-12.5
59	6-6	HOU	0-6	Lima	Rosado	22-37	5th	-13.5
60	6-7	HOU	1-7	Reynolds	Pittsley	22-38	5th	-14.5
1999								
85	7-9	KC	5-6	Cabrera	Montgomery	35-50	3rd	-20.0
86	7-10	KC	2-3	Hampton	Appier	35-51	4th	-21.0
87	7-11	KC	3-7	Lima	Suppan	35-52	4th	-21.0

ALL-TIME SERIES RESULTS

YEAR	HOME	ROAD	TOTAL	YEAR	HOME	ROAD	TOTAL	YEAR	HOME	ROAD	TOTAL	
1997	2-1	—	2-1	1998	—	1-2	1-2	1999	0-3	—	0-3	
									TOTALS	2-4	1-2	3-6

- Last 2 game Sweep By Royals: At Kansas City--none
At Houston--none
- Last 3 game Sweep By Royals: At Kansas City--none
At Houston--none
- Last 4 game Sweep By Royals: At Kansas City--none
At Houston--none
- Last 2 game Sweep By Astros: At Kansas City--none
At Houston--none
- Last 3 game Sweep By Astros: At Kansas City--July 9-11, 1999
At Houston--none
- Last 4 game Sweep By Astros: At Kansas City--none
At Houston--none
- Series Sweep By Kansas City:
By Houston: 2-game: 0; 3-game: 0; 4-game: 0
2-game: 0; 3-game: 1; 4-game: 0
- Longest Winning Streak: By Kansas City--2, June 18, 1997-June 5, 1998
By Houston--5, June 6, 1998-July 11, 1999
- Most Runs, Game: By Kansas City--6, June 18, 1997 at KC
By Houston--10, June 17, 1997 at KC
- Widest Margin Victory: By Kansas City--4, 6-2, June 18, 1997 at KC
By Houston--8, 10-2, June 17, 1997 at KC

MILWAUKEE BREWERS



Milwaukee County Stadium
 P.O. Box 3099
 Milwaukee, WI 53201
 (414) 933-4114
 (414) 933-3251 - PR FAX
 Seating Capacity: 53,192
 Hotel in KC: The Fairmont

Director of Media Relations Jon Greenberg

Media Relations Associates Jason Perry

Field Manager Davey Lopes

Traveling Secretary Dan Larrea

1999 NOTES: The Royals returned to Milwaukee for inter-league play in 1999... the first game of the series was postponed due to the crane accident at Miller Park...the teams split a doubleheader the next day...the Brewers winning mark at home was their first since 1994...the Royals have won the season series just once in the past 7 campaigns...the Brewers have won 11 of the last 16 meetings in Kauffman Stadium after the Royals swept the 1995 home series 6 games to 0...the Brewers have had just 3 winning records in Kansas City over the past 17 seasons.

1999 RESULTS

Milwaukee won series 2-1

Game	Date	Site	Score	Winner	Loser	Record	Pos.	GB
	7-15	MIL	Postponed due to accident at Miller Park.			Rescheduled for 7/16.		
88	7-16	MIL	0-2	Woodward	Appier	35-53	4th	-22.0
89	7-16	MIL	12-10	Ray	Pittsley	36-53	3rd	-21.0
90	7-17	MIL	3-11	Nomo	Rosado	36-54	3rd	-21.0

ALL-TIME SERIES RESULTS

YEAR	HOME	ROAD	TOTAL	YEAR	HOME	ROAD	TOTAL	YEAR	HOME	ROAD	TOTAL
1969	6-3	4-5	10-8	1980	1-5	5-1	6-6	1991	4-2	5-1	9-3
1970	7-2	5-4	12-6	1981	3-3	1-2	4-5	1992	3-3	4-2	7-5
1971	4-5	4-5	8-10	1982	5-1	2-4	7-5	1993	3-3	2-4	5-7
1972	3-3	4-2	7-5	1983	3-3	3-3	6-6	1994	4-2	1-5	5-7
1973	4-2	4-2	8-4	1984	3-3	3-3	6-6	1995	6-0	4-2	10-2
1974	6-0	5-1	11-1	1985	6-1	2-3	8-4	1996	1-6	3-3	4-9
1975	2-4	5-1	7-5	1986	3-3	3-3	6-6	1997	3-3	3-3	6-6
1976	4-2	4-2	8-4	1987	3-3	1-5	4-8	1998	1-2	-	1-2
1977	5-0	3-2	8-2	1988	1-5	2-4	3-9	1999	-	1-2	1-2
1978	4-1	2-3	6-4	1989	5-1	3-3	8-4	TOTALS	110-76	90-90	200-166
1979	4-2	1-5	5-7	1990	3-3	1-5	4-8				

Last 2 game Sweep By Royals:	At Kansas City--May 6-7, 1992 At Milwaukee--August 24-25, 1977
Last 3 game Sweep By Royals:	At Kansas City--August 29-31, 1995 At Milwaukee--May 25-28, 1995
Last 4 game Sweep By Royals:	At Kansas City--September 2-4, 1977 At Milwaukee--none
Last 2 game Sweep By Brewers:	At Kansas City--September 6 & 8, 1993 At Milwaukee--none
Last 3 game Sweep By Brewers:	At Kansas City--May 6-8, 1988 At Milwaukee--April 22-24, 1994
Last 4 game Sweep By Brewers:	At Kansas City--April 18-21, 1996 At Milwaukee--none
Series Sweep By Kansas City:	2-game: 4; 3-game: 14; 4-game: 1; 5-game: 1
By Milwaukee:	2-game: 3; 3-game: 8; 4-game: 1
Longest Winning Streak:	By Kansas City--12, July 20, 1973-August 23, 1974 By Milwaukee--7, April 30-July 6, 1988
Most Runs, Game:	By Kansas City--18, twice, latest 18-9, August 21, 1995, game 2 at Milwaukee By Milwaukee--14, 14-3, June 2, 1987 at Milwaukee
Widest Margin Victory:	By Kansas City--14, 17-3, May 11, 1982 at KC By Milwaukee--11 runs, 3 times, last 14-3, June 2, 1987 at Mil.

PITTSBURGH PIRATES



Three Rivers Stadium
600 Stadium Circle
Pittsburgh, PA 15212
(412) 323-5000
(412) 323-5009 - PR FAX
Seating Capacity: 48,044
Hotel in KC: The Fairmont

Director of Media Relations	Jim Trainich
Assistant Director of Media Relations	Ben Bouma
Field Manager	Gene Lamont
Traveling Secretary	Greg Johnson

1999 NOTES: The Royals and Pirates have split 8 games during their brief 3 years of interleague play...only 2 of the 8 games have been played at Kauffman Stadium (1-1)...in 2000 the 2 clubs will play a home and home series for the first time...they will have played each other on the 2nd weekend in June in 3 of the 4 years of play...the 2 games at Kauffman Stadium in 1998 drew 40,511 fans...the Royals have averaged 8 runs a game in their 4 wins.

ALL-TIME RESULTS Series tied 4-4

Game	Date	Site	Score	Winner	Loser	Record	Pos.	GB
1997								
62	6-13	PIT	3-5	Cordova	Williams	29-33	3rd	-4.0
63	6-14	PIT	8-3	Belcher	Lieber	30-33	T3rd	-3.5
64	6-15	PIT	8-1	Appier	Cooke	31-33	2nd	-3.5
1998								
76	6-24	KC	3-10	Peters	Rusch	32-44	T3rd	-12.5
77	6-25	KC	6-1	Belcher	Lieber	33-44	3rd	-12.5
1999								
58	6-11	PIT	10-3	Rosado	Benson	26-32	3rd	-12.0
59	6-12	PIT	8-9	Christiansen	Whisenant	26-33	3rd	-13.0
60	6-13	PIT	4-8	Schmidt	Whisenant	26-34	4th	-14.0

ALL-TIME SERIES RESULTS

YEAR	HOME	ROAD	TOTAL	YEAR	HOME	ROAD	TOTAL	YEAR	HOME	ROAD	TOTAL
1997	—	2-1	2-1	1998	1-1	—	1-1	1999	—	1-2	1-2
								TOTALS	1-1	3-3	4-4

Last 2 game Sweep By Royals:	At Kansas City--none At Pittsburgh--none
Last 3 game Sweep By Royals:	At Kansas City--none At Pittsburgh--none
Last 4 game Sweep By Royals:	At Kansas City--none At Pittsburgh--none
Last 2 game Sweep By Pirates:	At Kansas City--none At Pittsburgh--none
Last 3 game Sweep By Pirates:	At Kansas City--none At Pittsburgh--none
Last 4 game Sweep By Pirates:	At Kansas City--none At Pittsburgh--none
Series Sweep By Kansas City:	2-game: 0; 3-game: 0; 4-game: 0
By Pittsburgh:	2-game: 0; 3-game: 0; 4-game: 0
Longest Winning Streak:	By Kansas City--2, twice, latest, June 25, 1998-June 11, 1999 By Pittsburgh--2, June 12-13, 1999
Most Runs, Game:	By Kansas City--10, June 11, 1999 at Pittsburgh By Pittsburgh--10, June 24, 1998 at KC
Widest Margin Victory:	By Kansas City--7, twice, latest, June 11, 1999 at Pittsburgh By Pittsburgh--7, 10-3, June 24, 1998 at KC

ST. LOUIS CARDINALS



Busch Stadium
250 Stadium Plaza
St. Louis, MO 63102
(314) 421-3060
(314) 982-7399 - PR FAX
Seating Capacity: 49,625

Director, Media Relations Brian Bartow

Manager, Media Relations & Publications Steve Zesch

Field Manager Tony La Russa

Traveling Secretary C.J. Cherre

SERIES NOTES: The I-70 series has produced some exciting games during the last 3 years with KC winning 5 of 9 from the Cardinals...in 1999 KC won 2 of 3 at Kauffman Stadium in a series that saw the Royals outscore the Cardinals 33-30...the 17 runs on June 9 was a season high for KC...attendance for the 3 series has been outstanding...108,882 saw the first series in KC in 1997...120,748 went through the turnstiles in 1998 at St. Louis and 112,029 watched the 2 clubs at Kauffman Stadium in 1999.

ALL-TIME RESULTS Kansas City leads 5-4

Game	Date	Site	Score	Winner	Loser	Record	Pos.	GB
1997								
131	8-29	KC	7-9	Beltran	Carrasco	54-77	4th	-14.5
132	8-30	KC	16-5	Belcher	Aybar	55-77	4th	-14.5
133	8-31	KC	4-5	Osborne	Olson	55-78	5th	-15.5
1998								
81	6-30	STL	6-1	Rusch	Aybar	36-45	3rd	-10.5
82	7-1	STL	6-4	Belcher	Mercker	37-45	3rd	-10.5
83	7-2	STL	0-3	Acevedo	Pichardo	37-46	3rd	-11.5
1999								
55	6-7	KC	5-7	Slocumb	Appier	23-32	T3rd	-13.5
56	6-8	KC	11-10	Service	Oliver	24-32	T3rd	-12.5
57	6-9	KC	17-13	Whisenant	Radinsky	25-32	3rd	-12.5

ALL-TIME SERIES RESULTS

YEAR	HOME	ROAD	TOTAL	YEAR	HOME	ROAD	TOTAL	YEAR	HOME	ROAD	TOTAL
1997	1-2	-	1-2	1998	-	2-1	2-1	1999	2-1	-	2-1
								TOTALS	3-3	2-1	5-4

Last 2 game Sweep By Royals:	At Kansas City--none At St. Louis--none
Last 3 game Sweep By Royals:	At Kansas City--none At St. Louis--none
Last 4 game Sweep By Royals:	At Kansas City--none At St. Louis--none
Last 2 game Sweep By Cardinals:	At Kansas City--none At St. Louis--none
Last 3 game Sweep By Cardinals:	At Kansas City--none At St. Louis--none
Last 4 game Sweep By Cardinals:	At Kansas City--none At St. Louis--none
Series Sweep By Kansas City:	2-game: 0; 3-game: 0; 4-game: 0
By St. Louis:	2-game: 0; 3-game: 0; 4-game: 0
Longest Winning Streak:	By Kansas City--2, twice, latest, June 8 & 9, 1999 By St. Louis--2, July 2, 1998-June 7, 1999
Most Runs, Game:	By Kansas City--17, June 9, 1999 at KC By St. Louis--13, June 9, 1999 at KC
Widest Margin Victory:	By Kansas City--11, 16-5, August 30, 1997 at KC By St. Louis--3, 3-0, July 2, 1998 at St. Louis

PUBLIC RELATIONS DIRECTORY

Club	Name	Area	Office	Private	FAX
Comm. Office	Richard Levin	(212)	931-7800	931-7878	759-8391
	Patrick Courtney			931-7878	
A.L. Office	Phyllis Merhige	(212)	931-7600	931-7616	949-5405
	Jason Carr			931-7615	
Anaheim	Tim Mead	(714)	940-2000	940-2003	940-2205
	Larry Babcock			940-2015	
Baltimore	Bill Stetka	(410)	685-9800	547-6156	547-6272
	Kevin Behan			547-6150	
Boston	Kevin Shea	(617)	267-9440	236-6613	375-0944
	Glenn Wilburn			236-6718	
Chicago	Scott Reifert	(312)	674-1000	674-5302	674-5116
	Bob Beghtol			674-5303	
Cleveland	Bart Swain	(216)	420-4200	420-4386	420-4396
	Joel Gunderson			420-4391	
Detroit	Tyler Barnes	(313)	962-4000	965-2113	965-2138
	David Matheson			965-2349	
Kansas City	Steve Fink	(816)	921-8000	504-4362	921-5775
	Jim Lachimia			504-4310	
Minnesota	Sean Harlin	(612)	375-1366	375-7470	375-7473
	Brad Smith			375-7489	
New York	Rick Cerrone	(718)	293-4300	579-4456	293-8414
	Jason Zillo			579-4515	
Oakland	Jim Young	(510)	638-4900	563-2280	562-1633
	Mike Selleck			563-2233	
Seattle	Tim Hevly	(206)	346-4000	346-4402	346-4400
	Matt Roebuck			346-4403	
Tampa Bay	Rick Vaughn	(727)	825-3137	825-3242	825-3111
	Chris Costello			825-3160	
Texas	John Blake	(817)	273-5222	273-5208	273-5206
	Brad Horn			273-5204	
Toronto	Howard Starkman	(416)	341-1300	341-1255	341-1250
	Jay Stenhouse			341-1248	
N.L. Office	Ricky Clemons	(212)	931-7700	931-7719	949-5433
Arizona	Mike Swanson	(602)	462-6500	462-6519	462-6527
	Bob Crawford			462-6528	
Atlanta	Jim Schultz	(404)	522-7630	614-1301	614-1391
	Glen Serra			614-1305	
Chicago	Sharon Pannozzo	(773)	404-4191	404-4021	404-4129
	Chuck Wasserstrom			404-4022	
Cincinnati	Rob Butcher	(513)	421-4510	ext. 4004	421-7342
	Mike Vassallo			ext. 4002	
Colorado	Jay Alves	(303)	292-0200	312-2326	312-2319
	Zak Gilbert			312-2327	
Florida	Eric Carrington	(305)	626-7429	626-7476	626-7302
Houston	Rob Matwick	(713)	259-8000	259-8952	259-8238
	Alyson Footer			259-8985	
Los Angeles	Julio Sarmiento	(323)	224-1500	224-1301	224-1459
	Shaun Rachau			224-1303	
Milwaukee	Jon Greenberg	(414)	933-4114	933-6975	933-3251
	Jason Parry			933-6975	
Montreal	P.J. Loyello	(514)	253-3434	251-3519	253-8282
	Monique Giroux			251-3521	
New York	Jay Horwitz	(718)	507-6387	565-4330	639-3619
	Shannon Dalton			565-4323	
Philadelphia	Larry Shenk	(215)	463-6000	952-8366	389-3050
	Leigh Tobin			952-8245	
Pittsburgh	Jim Trdinich	(412)	323-5000	323-5031	323-5009
	Ben Bouma			323-5030	
St. Louis	Brian Bartow	(314)	421-3060	425-0623	982-7399
	Steve Zesch			425-0605	
San Diego	Glenn Geffner	(619)	881-6500	881-6509	497-5454
	John Dever			881-6642	
San Francisco	Bob Rose	(415)	972-2000	972-2445	947-2800
	Jim Moorehead			972-2449	



Baseball Operations

Mark Quinn
Minor League
Player of the Year

SCOUTING/PLAYER DEVELOPMENT DIRECTORY

Front Office

Vice President & Assistant GM-Baseball Operations	Allard Baird
Vice President-Baseball Operations	George Brett
Assistant General Manager-Baseball Administration	Muzzy Jackson
Senior Director-Scouting	Terry Wetzel
Senior Director-Minor League Operations	Bob Hegman
Senior Special Assistant to the General Manager	Art Stewart
Scouting Operations Coordinator	Jin Wong
Minor League Operations Coordinator	Shaun McGinn
Senior Administrative Assistant-Baseball Operations	Karol Kyte
Administrative Assistant-Scouting	Laura Bokenkroger
Administrative Assistant-Minor League Operations	Mindy Torrey

Scouts

Advance Scout	Ron Clark
Major League Scout	Gail Henley
Special Assignment Scout	John Wathan
National Crosschecker	Pat Jones
National Crosschecker	Jeff McKay
National Crosschecker	Earl Winn

Territorial Scouting Supervisors

Frank Baez, Los Angeles, CA	Johnny Ramos, Carolina, PR
Bob Bishop, San Dimas, CA	Sean Rooney, Morristown, NJ
Jason Bryans, Detroit, MI	Chet Sergo, Houston, TX
Albert Gonzalez, Pembroke Pines, FL	Greg Smith, Harrington, WA
Dave Herrera, Danville, CA	Craig Struss, Grand Island, NE
Keith Hughes, Havertown, PA	Gerald Turner, Euless, TX
Phil Huttman, Overland Park, KS	Junior Vizcaino, Wake Forest, NC
Gary Johnson, Costa Mesa, CA	Mark Willoughby, Hammond, LA
Cliff Pastornicky, Venice, FL	Dennis Woody, Pensacola, FL
Bill Price, Austin, TX	

Part-Time Scouts

Darin Blair, Lawrenceville, IL	Ed Kestler, St. Louis, MO
Mike Brown, Burke, VA	Steve Markovich, Highlands, NJ
Billy Castell, El Cerrito, CA	Buck O'Neil, Kansas City, MO
Marty Crawford, Dallas, TX	Fran Oneto, Clovis, CA
Paul Gale, Salem, OR	Duane Page, Westminster, CA
Hector Garcia, Bronx, NY	Eric Tokunaga, Aiea, HI
Rich Graves, Riverside, CA	Joe Williams, Richmond, CA
Joe Ray Halsey, Andrews, TX	

Player Development Staff

Coordinator of Instruction	Mike Jirschele
Hitting Instructor	Andre David
Pitching Instructor	Mike Mason
Coordinator Dominican Operations & Outfield Instructor	Luis Silverio
Catching Instructor	Brian Poldberg
Latin American Pitching Instructor	Juan Agosto
Major & Minor League Rehabilitation Coordinator	Frank Kyte
Assistant Strength and Conditioning Coach	Jim Malone
Performance Psychologist	Chris Carr
Equipment Coordinator	Michael Crouse

LATIN AMERICA OPERATIONS

The Kansas City Royals maintain a strong presence in the area of scouting and player development in Latin America and the Caribbean. The Royals Latin America Operations is responsible for the scouting and signing of players, in addition to assisting in the development of players by operating teams in the Dominican Republic.

In August of 1998 the Royals new baseball complex in Salcedo, Dominican Republic was dedicated. The facility, which includes living quarters, a dining hall and recreation area for 40 players and coaches, was named in honor of Art Stewart, who founded the Royals Dominican Program in 1986. The Royals currently field teams in the Fall and Winter Instructional and Summer Dominican Leagues.

Luis Silverio, Coordinator Dominican Operations

Luis begins his 26th year in the Royals organization...will also serve as the Minor League Outfield Instructor...spent 9 years as the Latin America Coordinator...originally signed as a non-drafted free agent in 1973...made Major League debut in 1978...coached in the system from 1983-85...was a manager from 1986-89...named Gulf Coast League Manager of the Year in 1987... named Ewing M. Kauffman Award winner in 1994...resides in Santiago, DR with his wife, Yenny, and children, Jennifer, Alison, Louis, Luis Jr. and Julia Luisa.



Albert Gonzalez, Latin America Scouting Coordinator

Albert was named as the Latin America Scouting Coordinator for the Royals on July 16, 1999...will also serve as a territorial scout for South Florida ...began with the Royals as an associate scout in 1993...named a part-time scout in 1994 and was promoted to a territorial scout following the 1996 season...received B.S. Degree in Education from Nova Southeastern University (Ft. Lauderdale, FL) in 1995...resides in Pembroke Pines, Florida.



Carlos Pascual, Special Assignment Scout

Carlos will be the Royals Special Assignment Scout in Latin America in his 2nd year in the organization...was an area scout in Latin America from 1982-98 for the N.Y. Mets...signed Dwight Gooden and Rey Ordenez with the Mets...was also an area scout for Baltimore (1977-81) and Minnesota (1963-77)...played professionally from 1949-62...resides in Miami, FL with his wife, Xiomara...they have 2 sons, Carlos Jr. and Juan.



Part-Time Scouts

Wilmer Castillo	Maracay Arafua, Venezuela
Luis Cordoba	Republic of Panama
Jose Guarache	Estado Anzoategui, Venezuela
Juan Indriago	Caracas, Venezuela
Francisco Laureano	Santo Domingo, Dominican Republic
Mario San Gilbert	Barahona, Dominican Republic
Pedro Silverio	Santiago, Dominican Republic
Rafael Vasquez	La Romana, Dominican Republic

2000 SCOUTING STAFF



Ron Clark
Advance Scout



Gail Henley
Major League Scout



John Wathan
Special Assignment

National Crosscheckers



Pat Jones



Jeff McKay



Earl Winn

Territorial Supervisors



Frank Baez
So. Cal.



Bob Bishop
So. Cal, So. Nev



Jason Bryans
Ind, Mich, Ohio
Canada Supervisor



Dave Herrera
Hawaii, No. Cal,
No. Nev, Utah



Keith Hughes
Del, D.C., Md, NJ,
Pa, WV



Phil Huttman
Ill, Iowa, Ks,
Mo, Wis



Gary Johnson
So. Cal, Arizona



Cliff Pastornicky
Florida



Bill Price
W. Texas, NM

Territorial Supervisors



Johnny Ramos
Puerto Rico



Sean Rooney
Ct, Me, Ma, NH,
NY, RI, Vt



Chet Sergo
Louisiana,
So. Texas



Greg Smith
Ak, Id, Mt, Or, Wa,
Wy, W. Canada



Craig Struss
Co, Mn, Ne, ND,
SD, Wy



Gerald Turner
Ar, Ok, No. Texas



Junior Vizcaino
NC, SC, Virginia



Mark Willoughby
Ky, Ms, Tn



Dennis Woody
Al, Fla Panhandle,
Georgia

Ewing M. Kauffman Award

The Royals recognize a Scouting Department employee for outstanding contributions to the organization.

1970 - Art Stewart
1971 - Rosey Gilhousen
1972 - Dale McReynolds
1973 - Spider Jorgenson
1974 - Tom Ferrick
1975 - John Sullivan
1976 - Bill Fisher
1977 - Al Diez
1978 - Art Lilly
1979 - Gary Blaylock
1980 - Chris Rice
1981 - Joe Sparks
1982 - Gene Lamont
1983 - Art Stewart
1984 - Al Kubski

1985 - Dick Balderson
1986 - Ken Gonzales
1987 - Carl Blando
1988 - Jerry Stephens
1989 - Brian Murphy
1990 - No Award
1991 - Bob Carter
1992 - Chuck McMichael
1993 - Terry Wetzal
1994 - Luis Silverio
1995 - Tony Levato
1996 - Allard Baird
1997 - Wil Rutenschroer
1998 - Steve Flores
1999 - Jeff McKay

Muzzy Jackson **Assistant General Manager -** **Baseball Administration**

Muzzy, 31, begins his 9th season in professional baseball and his 2nd stint with Royals when he was named Assistant General Manager-Baseball Administration in August of 1999...assists Herk Robinson and Allard Baird in all areas of Major League operations including player trades, free agent acquisitions, contract negotiations and player development and scouting...he is directly responsible for negotiations of player and personnel contracts, supervision of medical, strength and conditioning and equipment staff...first worked for the Royals from 1993-97...began as the Assistant Director of Minor League Operations before being named Assistant Director-Scouting and Player Development in October of 1995...joined the Cincinnati Reds in December of 1997 as the Director of Player Development...during his 2 seasons with Cincinnati 6 players from the Reds minor league system reached the majors including National League Rookie of the Year, Scott Williamson...began his baseball career with the Chicago White Sox as a 1990 draftee...played first base for Sarasota in the Gulf Coast League in 1990...graduated Colquitt Co. (Moultrie, GA) High...received his B.S. Degree in Industrial Administration from Mercer University (Macon, GA) and his Master of Education Degree from East Stroudsburg (PA) University...in the fall of 1992 he worked for the administration and finance group at the NCAA...resides in Kansas City, Missouri with his wife, Kristina.



Art Stewart **Senior Special Asst. to the General Manager**

Art begins his 31st season with the Royals ...was named to the position of Senior Special Assistant to the General Manager on February 5, 1997...served as the Director of Scouting from 1984-97...before joining the Royals front office spent 16 years covering the Midwest as a Royals' scout...began his career in professional baseball in 1953 as a territorial scout for the New York Yankees and was the Midwest Scouting Supervisor from 1958-69...has received numerous awards during his 46 years in baseball including the initial Ewing M. Kauffman Scouting Award in 1970...he won the same award in 1983...was also honored for "Meritorious Service to the Chicago Public High School Baseball League" in 1979 and presented an award in 1984 from the University of Illinois for outstanding contributions to baseball in the State of Illinois...in August of 1998 the Royals new residence hall in the Dominican Republic was dedicated to Art for originating the Royals Dominican Republic program...in 1998 he received an award "For Long Meritorious Service to Baseball" from colleagues and the Topps Company at the General Manager/Scouting & Farm Directors meetings in Naples, Florida...received the Bing Devine Executive of the Year Award at the 2nd St. Louis Major League Scouts Hall of Fame Banquet in 1998...named "Mister Baseball" at the 26th Annual Kansas City Royals Awards Banquet in January of 1999...he resides in Lee's Summit, Missouri with his wife Donna...they have one daughter, Dawn.



Bob Hegman

Senior Director-Minor League Operations

Bob Hegman, who is beginning his 14th season in the Royals front office, was named the Senior Director, Minor League Operations in October, 1998...joined the front office staff in September, 1986 following a seven-year playing career in the organization which included a brief stint with the major league club in 1985...during his tenure the Royals have been named the Major League Baseball Organization of the Year by *Baseball America* in 1994 and Topps in 1994 and '95...also served as the Director of Minor League Operations from 1993-98...was the Administrative Assistant for Scouting and Player Development from 1986-89 and the Assistant Director of Scouting and Player Development from 1989 until he assumed the duties as the Assistant Director of Minor League Operations in November, 1991...top season as a player came in 1984 at Memphis (AA) when he batted .253 in a career-best 135 games, while leading all Southern League shortstops in fielding...on October 5, 1997 Bob was inducted into the St. Cloud (MN) State University Athletic Hall of Fame...earned his Bachelor of Science Degree in Management from St. Cloud in 1981 and was a four-year standout on the baseball and basketball teams from 1976-80...led the baseball team to the conference title in 1978 and 1980 and the basketball team to the Granite City Classic title in 1979...the 42-year old Hegman resides with his wife, Kim, and sons, Grayson and Callon in Lee's Summit, Missouri.



Shaun McGinn

Minor League Operations Coordinator

Shaun joined the Royals organization in October of 1999 assisting Bob Hegman with all aspects of player development including the evaluation, acquisition, retention and development of minor league players and staff...professional baseball career began in 1993 when he was signed by Philadelphia...played in the Phillies organization until 1995...went back to school at the University of Nebraska at Omaha and Creighton University...was the assistant baseball coach at UNO while taking premedical classes specializing in Biology/Exercise Science...worked in Omaha at Creighton/St. Joseph Hospital Trauma Center as a Physical Therapist Technician...received a baseball scholarship to the University of Nebraska out of high school...played at Seminole (OK) Junior College where he received an Associate Degree in Science...Shaun is single and resides in Overland Park, Kansas.



Royals Minor League Player of the Year

1986	Kevin Seitzer	1995	Johnny Damon
1987	Gary Thurman	1996	Mike Sweeney (Player) Jose Rosado (Pitcher)
1988	Tom Gordon	1997	Dermal Brown/Jeremy Giambi (Player) Dan Reichert (Pitcher)
1989	Harvey Pulliam	1998	Carlos Beltran (Player) Bart Evans (Pitcher)
1990	Jeff Conine	1999	Mark Quinn (Player) Junior Guerrero (Pitcher)
1991	Doug Harris		
1992	Danny Miceli		
1993	Les Norman		
1994	Sal Fasano (Player) Jim Pittsley/Mike Bovee (Pitcher)		

Terry Wetzel Senior Director-Scouting

Terry Wetzel begins his 17th season in the Royals organization and 2nd year as the club's Senior Director-Scouting...oversees the June Amateur Free Agent Draft and is responsible for the supervision of the Major League Scouts, National and Regional Crosscheckers, Territorial Scouting Supervisors, Part-Time Scouts and Associate Scouts...the 42-year old Wetzel began his career with the Royals as an Associate Scout in 1984...in 1985 he was named as a part-time scout and in 1989 became a full-time scout...in 1996 he was promoted to the position of National Crosschecker, which he held until being named Director-Scouting in 1997...was named Senior Director-Scouting following the 1998 season...in his tenure, Wetzel has signed many players currently in the Royals Major and Minor League systems ...received the 24th Annual Ewing M. Kauffman Award in 1993 for his outstanding contributions to the organization in the Scouting Department...prior to joining the Royals Terry was a high school head baseball coach and football coach in the Houston area from 1981-1984...the Grand Island, Nebraska native received his Bachelor's Degree in Education while majoring in mathematics from Concordia (Seward, NE) University in 1979 and his Master's Degree in Education majoring in Educational Psychology from Valparasio (IN) University in 1981...resides in Overland Park, Kansas with his wife, Patricia, daughter, Jenna and son, Ryan.



Jin Wong, Scouting Operations Coordinator

Jin begins his first season in the Royals organization assisting Terry Wetzel in the Scouting Department...came to Kansas City from Richmond, the Triple A affiliate of the Atlanta Braves, where he was the Group Sales Manager...with the Braves he targeted corporations and organizations for group outings, administered advertising accounts, maintained the team website and assisted with on-field events and promotions...prior to joining Richmond he worked for Atlanta as a Baseball Operations Trainee in the summer of 1997... received Bachelor of Science Degree in Business Administration from Mary Washington College in Fredericksburg, Virginia in 1997...at Mary Washington he was a Division III All-American in baseball in 1996 and on the athletic honor roll from 1995-97...Jin is single and resides in Kansas City, Missouri.



Mister Baseball Award

Awarded to a person who has contributed greatly to further the cause of professional baseball in Kansas City.

- | | |
|--------------------------------|--------------------------------|
| 1972 - Ernie Mehl & Earl Smith | 1983 - Joe McGuff |
| 1973 - Les Milgram | 1984 - John McDermott |
| 1974 - Stuart Symington | 1986 - John Schuerholz |
| 1975 - Bill Phillips | 1987 - Dick Howser |
| 1976 - Ewing Kauffman | 1989 - Avron Fogelman |
| 1977 - Muriel Kauffman | 1991 - Ewing & Muriel Kauffman |
| 1978 - Joe Burke | 1994 - George Brett |
| 1979 - The Royal Lancers | 1997 - Frank White |
| 1980 - Dr. Paul Meyer | 1998 - Buck O'Neil |
| 1981 - Kansas City Fans | 1999 - Art Stewart |
| 1982 - Denny Matthews | 2000 - Harry Wiggins |

ROYALS 1999 JUNE DRAFT

Rd.	PLAYER	POS.	LAST SCHOOL
1	Kyle Snyder	RHP	University of North Carolina
1	Mike MacDougal	RHP	Wake Forest University
1-2	Jay Gehrke	RHP	Pepperdine University
1-2	Billy Gobble	LHP	John S. Battle (VA) H.S.
2	Brian Sanches	RHP	Lamar (TX) University
2	Wes Obermueller	RHP	University of Iowa
3	Enrique Bengochea	RHP	Columbus (FL) H.S.
4	Mackeel Rodgers	SS	Miami Jackson (FL) H.S.
5	Ken Harvey	1B	University of Nebraska
6	Ryan Baerlocher	RHP	Lewis & Clark (ID) College
7	James McAuley	C	University of Louisville
8	Eric Nelson	2B	Baylor University
9	Mark Ellis	SS	University of Florida
10	Jesse Kurtz-Nicholl	LHP	Rice University
11	Edwin Franco	LHP	Florida International Univ.
12	Anthony Cogan	LHP	Stanford University
13	Gregg Raymundo	3B	Pepperdine University
14	James Shearin	CF	University of North Carolina
15	Casey Dunn	C	Auburn University
16	Samuel Smith	RHP	Trinidad State (CO) JC
17	Brad Stiles	LHP	Lamar (CO) H.S.
18	Brandon Medders	RHP	Shelton State (AL) CC
19	Jermaine Smiley	LF	Bellevue (WA) CC
20	Juan Figueroa	RHP	Jose Lazaro (PR) H.S.
21	Brian Nagore	RHP	James Logan H.S.
22	Chad Santos	1B	St. Louis (HI) H.S.
23	Patrick Magness	1B	Wichita State University
24	Brian Johnson	C	University of Nebraska
25	Christopher Cabaj	RHP	Ball State University
26	Raul Garcia	RHP	Florida International Univ.
27	Benjamin Carter	C	Bowie (TX) H.S.
28	Brian Lockwood	RHP	Torrance (CA) H.S.
29	Lukas Guidroz	RHP	Enterprise State (AL) CC
30	Richard Frink	C	Mission Bay (CA) H.S.
31	Jason Crear	CF	C.E. High (TX) H.S.
32	Jason Arre	LHP	Toms River S. (NJ) H.S.
33	Michael Clay	SS	SE Oklahoma State Univ.
34	William Austin	RHP	Salina (OK) H.S.
35	Marcus Wyatt	RF	Fontana (CA) H.S.
36	Julian Gonzalez	RF	University of Virginia
37	Bryan Bullington	RHP	Madison Cons. (IN) H.S.
38	Adam Lingenfelter	RHP	Florida CC Jacksonville
39	Abel Garcia	LHP	Laredo (TX) CC
40	Jason Franz	LF	Arlington (CA) H.S.
41	Herman Wright	CF	Odem (TX) H.S.
42	Anthony Mercado	RHP	Veve Calzada (PR) H.S.
43	Kerron Walker	C	Bluefield (VA) H.S.
44	Shane Menn	RHP	Calallen (TX) H.S.
45	Jacob Baker	1B	Rice University
46	Jason Maloney	RHP	Stranahan (FL) H.S.
47	Gregory Bauer	RHP	Wichita State University
48	Lee Peach	RHP	Memorial (IN) H.S.
49	Kyle Middleton	RHP	Jefferson Davis (AL) JC
50	Byron Russell	LF	Pamplico Co. (NC) H.S.

OMAHA GOLDEN SPIKES - AAA



81-60, 1st, Central Division
AAA (Pacific Coast League)
1202 Bert Murphy Avenue
Omaha, NE 68107
402-734-2550, FAX: 402-734-7166
Press Box: 402-734-6810
GM: Bill Gorman, Ext. 16.

John Mizerock, Manager

John begins his first year as the manager at Omaha in 2000...managed Wichita the last 2 years...led Wichita to the Texas League Championship in 1999 and was named Manager of the Year...also led the Wranglers to the championship series in 1998...spent 3 years as the skipper for Wilmington...guided the Blue Rocks to the Mills Cup Championship in 1996...led Wilmington to the best record in the Carolina League in 1995...named Midwest League Manager of the Year in 1994 at Rockford (A)...joined the Royals organization as a Coach at Eugene in 1992...managed the Emeralds in 1993...began his professional career as the #1 pick of the Astros in 1979...played in parts of 4 seasons in the big leagues...John resides in Punxsutawney, Pennsylvania.



Rick Mahler, Pitching Coach

Rick returns for his 2nd stint in the Royals organization in 2000...was the pitching coach at Spokane in 1998 before joining the Marlins organization as the pitching coach at Kane County in 1999...was in the St. Louis organization for 6 years spending the 1996 and '97 campaigns as the manager for Arkansas in the Texas League...was a minor league pitching instructor from 1992-95...signed as a non-drafted free agent in 1975...made Major League debut in 1979...best season came in 1985 when he posted 17 wins and a 3.48 ERA...posted an 96-111 overall record with a 3.99 ERA...Rick, 46-years old, resides in Marietta, Georgia with his wife, Sheryl, and children, Ricky, Robby, Timothy, Tyler and Shannon.



Scott Leius, Hitting Coach

After a 14-year playing career Scott joins the Omaha staff in 2000...played with KC his final 2 seasons before suffering a season-ending shoulder injury on 7-4-99...originally selected by Minnesota in the 13th round of the 1986 June Free Agent Draft...made his big league debut on 9-3-90...member of 1991 World Series Championship team starting 5 games vs. Atlanta...played 9 major league seasons with Minnesota, Cleveland and Kansas City posting a .244 average with 28 home runs and 172 RBI...Scott, 34, resides in Overland Park, Kansas with his wife, Marilyn, and sons, Dillon, Mickey and Jack.



Jeff Stevenson, Trainer

Jeff begins his second season at Omaha in 2000...served as the trainer at Class-A Lansing from 1996-98...also labored as a trainer at Appleton (1992), Rockford (1993-94) and Springfield 1995...was named Midwest League Trainer of the Year in 1995 and 1998...graduated from Indiana University with a Bachelor of Science Degree in Health and Safety Education with emphasis in Athletic Training...he resides with his wife, Christy, and children Brennan, Michael and Meg in Omaha, Nebraska.



1999 OMAHA GOLDEN SPIKES

The Omaha Golden Spikes claimed the best regular season record in the Pacific Coast League's Central Division with an 81-60 mark, winning the division crown by 14 games...Omaha gained a berth into the semi-finals of the PCL playoffs, but lost to the Oklahoma Redhawks 3 games to 1...Mark Quinn led the league in batting with a .360 mark and also clubbed 25 home runs...Kit Pellow hit 35 homers to rank 2nd in the PCL...the Golden Spikes mashed 231 home runs on the season, 37 more than their closest competitor...Pellow and Joe Vitiello each ranked in the top 5 in runs batted in with 99 and 98 RBI respectively...Quinn, Pellow and Sal Fasano were named to the PCL's 1999 All-Star team and the Topps Minor League Baseball Class AAA post-season All-Star team...Quinn also garnered the league's Rookie of the Year honors.

Batting

PLAYER	AVG.	G	AB	R	H	2B	3B	HR	RBI	BB	SO	SB	CS
Brito, Juan	.286	2	7	1	2	2	0	0	0	0	2	0	0
Byington, Jimmie	.206	89	228	28	47	10	1	2	23	20	46	3	7
Carr, Jeremy	.262	73	275	47	72	12	1	4	25	42	58	15	8
Fasano, Sal	.275	88	290	63	77	15	0	21	49	42	69	4	2
Giambi, Jeremy	.346	35	127	31	44	5	1	12	28	31	30	1	1
Gibraltar, Steve	.266	110	417	77	111	21	1	28	78	27	97	6	3
Hansen, Jed	.274	54	175	35	48	8	5	7	22	32	72	8	3
Holbert, Ray	.297	33	128	26	38	4	0	4	12	12	35	13	4
Lopez, Mendy	.311	61	222	41	69	8	0	12	40	18	41	2	2
Martinez, Felix	.304	8	23	2	7	5	0	0	2	2	6	0	1
Medrano, Tony	.313	33	112	14	35	6	1	2	23	10	15	0	1
Mendez, Carlos	.280	84	293	38	82	25	0	10	37	6	32	4	3
Mercedes, Henry	.244	69	193	27	47	8	0	6	32	27	63	4	1
Norman, Les	.273	89	333	53	91	20	2	13	40	14	45	7	3
Pellow, Kit	.286	131	475	88	136	28	4	35	99	20	117	6	5
Quinn, Mark	.360	107	428	67	154	27	0	25	84	28	69	7	9
Roberge, J.P.	.314	116	437	77	137	31	3	13	66	26	59	16	5
Scarson, Steve	.172	18	58	9	10	1	0	5	7	7	21	1	0
Sutton, Larry	.277	39	148	28	41	8	1	3	12	27	24	4	1
Unroe, Tim	.227	5	22	4	5	0	0	1	2	0	5	0	0
Vitiello, Joe	.318	122	447	70	142	33	0	28	98	66	84	3	4

Pitching

PITCHER	W-L	ERA	G	GS	CG	SHO	SV	IP	H	R	ER	BB	SO
Barber, Brian	9-5	4.56	19	19	2	1	0	120.1	128	68	61	29	75
Bluma, Jaime	0-0	3.22	17	0	0	0	2	22.1	21	10	8	4	19
Byington, Jimmie	0-0	20.25	1	0	0	0	0	1.1	3	3	3	1	2
Byrdak, Tim	3-1	1.81	33	0	0	0	4	49.2	39	19	10	28	51
D'Arnico, Jeff	1-3	4.34	12	0	0	0	2	18.2	29	13	9	3	12
Evans, Bart	4-5	8.10	30	0	0	0	2	33.1	33	34	30	36	34
Fussell, Chris	10-3	3.54	14	13	1	1	0	81.1	66	35	32	27	80
Gooding, Jason	0-1	6.00	1	1	0	0	0	6.0	8	4	4	1	2
Hanson, Erik	4-3	4.60	14	10	0	0	0	60.2	58	32	31	22	43
Krivda, Rick	6-8	5.70	21	18	0	0	0	115.1	154	94	73	41	70
Lineweaver, Aaron	0-1	6.00	1	1	0	0	0	6.0	6	4	4	3	3
Mathews, Terry	1-0	1.65	7	0	0	0	0	16.1	11	4	3	5	11
Montgomery, Jeff	0-0	0.00	4	0	0	0	1	5.0	1	0	0	1	3
Moreno, Orber	3-1	2.10	16	0	0	0	4	25.2	17	6	6	4	30
Morman, Alvin	0-0	3.14	8	1	0	0	1	14.1	8	5	5	1	15
Mullen, Scott	6-7	6.26	20	20	0	0	0	119.1	150	91	83	53	87
Pisciotta, Mark	0-1	11.20	10	0	0	0	0	13.2	18	18	17	11	8
Ray, Ken	1-0	5.19	27	0	0	0	8	43.1	41	27	25	12	36
Reichert, Dan	9-2	3.71	17	17	1	0	0	111.2	92	51	46	50	123
Rios, Dan	0-4	6.07	47	5	0	0	4	89.0	111	64	60	39	44
Ruffcorn, Scott	1-0	5.02	8	0	0	0	0	14.1	14	10	8	10	8
Rusch, Glendon	4-7	4.42	20	20	0	0	0	114.0	143	68	56	33	102
Saier, Matt	4-4	5.09	9	9	1	0	0	58.1	69	37	33	8	44
Santiago, Jose	0-0	0.00	1	0	0	0	0	1.2	3	0	0	0	0
Veras, Dario	1-2	4.35	12	0	0	0	0	20.2	19	10	10	3	17
Walker, Jamie	0-1	4.67	4	4	0	0	0	17.1	22	12	9	4	11
Wengert, Don	4-0	4.17	16	2	0	0	1	41.0	41	20	19	9	24
Wilson, Kris	0-1	8.44	1	1	0	0	0	5.1	8	5	5	0	3

WICHITA WRANGLERS - AA



83-57, 1st, 1st half; 1st, 2nd half
AA (Texas League - West Division)
300 South Sycamore
Wichita, KS 67213
316-267-3372
316-267-3382 - FAX
GM: Trevor Hinz

Keith Bodie, Manager

Keith brings 26 years of professional baseball experience to the Royals organization as the first-year manager of the Wranglers...was the Giants Coordinator of Minor League Instruction the last 4 years...skipped the Giants Triple-A team at Phoenix in 1995...managed in the Seattle organization at San Bernardino (A) and Calgary (AAA)...led the Cannons to the PCL championship series in 1991...also managed in the Astros system at Auburn (1986), Asheville (1987) and Osceola (1988)...originally drafted in 3rd round by the New York Mets in 1974...spent 9 seasons in the Mets and Astros farm systems before beginning his coaching career at Asheville in 1983...he resides in Gilbert, Arizona with his wife, Stacy, and daughter, Brittney.



Steve Crawford, Pitching Coach

Former Royals pitcher Steve Crawford begins his 1st season as the pitching coach at Wichita in 2000...coached at Wilmington in 1998 & '99, Spokane in 1997 and with the Gulf Coast Royals in 1996...originally signed as a non-drafted free agent by the Boston Red Sox on May 6, 1978...made his Major League debut in September, 1980...pitched for the Red Sox from 1980-87 and picked up wins in the 1986 ALCS and the 1986 World Series...pitched in parts of 3 seasons with the Royals...finished his career with a 30-23 record and a 4.17 ERA with 19 saves...Steve resides in Tulsa, OK with his wife, Ingrid...he has 4 children, Ashley, Blake, Casey and Claire.



Kevin Long, Hitting Coach

Kevin joins the Wichita staff in 2000 after serving as the manager at Spokane in 1999...led the Indians to the Northwest League Title and was named league's co-Manager of the Year...began his coaching career at Wilmington in 1997...originally selected in the 31st round of 1989 June Draft by KC...began his career at Eugene...played at Baseball City in 1990 and then spent the 1991-96 seasons at AA and AAA with Memphis, Wichita and Omaha...attended the University of Arizona and played on the 1986 National Championship team...he resides in Phoenix, Arizona with his wife, Marcey, daughter, Britney and sons, Tracy and Jaron.



Trent Stratton, Trainer

Trent moves up from Charleston to Wichita in his 3rd year as a trainer in the organization...joined the Royals in 1998 at Gulf Coast after serving as a graduate assistant athletic trainer at Kent University...was the athletic trainer for USA Baseball in 1997...earned Bachelor of Science Degree in Physical Education from Ball State University in 1996...received Master of Arts Degree in Sports Administration from Kent University in 1998...Trent resides in Ft. Myers, Florida.



1999 WICHITA WRANGLERS

The Wichita Wranglers claimed the Texas League Championship, sweeping the Tulsa Drillers 4 games to 0 in the finals...in grabbing the title, Wichita avenged a series loss to Tulsa in the Texas League finals in 1998...the Wranglers tallied an 83-57 record during the regular season en route to winning the Western Division's 1st half and 2nd half crowns...Sean McNally placed 2nd in the league in home runs (36) and 3rd in RBI (109)...on the mound, Jason Gooding ranked 2nd among pitchers with 13 wins and Kiko Calero was 6th among starters in earned run average (4.11)...skipper John Mizerock, who will manage Triple-A Omaha in the 2000 season, was tabbed the Texas League's Manager of the Year...McNally earned a spot on the All-Star team.

Batting

PLAYER	AVG.	G	AB	R	H	2B	3B	HR	RBI	BB	SO	SB	CS
Amado, Jose	.290	121	459	71	133	29	2	13	93	54	37	5	3
Brito, Juan	.091	4	11	0	1	0	0	0	0	2	3	0	0
Brown, Dee	.353	65	235	58	83	14	3	12	56	35	41	10	8
Brown, Ray	.318	13	44	8	14	4	0	1	11	8	5	0	0
Dodson, Jeremy	.257	133	452	63	116	20	1	21	58	51	95	9	5
Escamilla, Roman	.244	60	201	21	49	13	0	1	28	13	46	3	0
Escandon, Emiliano	.259	120	340	59	88	18	5	7	57	73	46	5	7
Goodwin, David	.300	3	10	3	3	0	0	0	0	1	3	0	0
Hallmark, Pat	.285	75	242	35	69	7	2	5	24	21	62	14	7
Layne, Jason	.217	30	92	13	20	4	0	2	12	15	24	1	2
Martinez, Felix	.269	87	327	57	88	22	2	4	37	37	43	19	12
McNally, Sean	.282	129	440	97	124	24	2	36	109	93	132	7	3
Medrano, Tony	.339	73	257	45	87	15	1	5	32	21	23	4	2
Metzler, Rod	.500	3	10	5	5	2	0	2	4	0	3	0	0
Moore, Kenderick	.251	80	243	36	61	11	0	0	27	20	55	19	10
Phillips, Paul	.267	108	393	58	105	20	2	3	56	26	38	8	9
Prieto, Alejandro	.294	114	360	56	106	23	4	6	41	35	47	12	6
Tomlinson, Goef	.280	128	479	100	134	31	4	4	46	72	62	24	19

Pitching

PITCHER	W-L	ERA	G	GS	CG	SHO	SV	IP	H	R	ER	BB	SO
Austin, Jeff	3-1	4.46	6	6	0	0	0	34.1	40	19	17	11	21
Bluma, Jaime	2-6	5.40	30	0	0	0	6	38.1	40	25	23	16	21
Brewer, Ryan	5-2	5.53	42	1	0	0	3	66.2	85	45	41	17	34
Calero, Kiko	9-3	4.11	26	23	1	1	1	129.1	143	67	59	57	92
Carter, Lance	5-2	0.78	44	0	0	0	13	69.2	49	10	6	27	77
Chapman, Jake	3-0	4.39	52	0	0	0	3	69.2	87	38	34	29	53
Durbin, Chad	8-10	4.64	28	27	1	1	0	157.0	154	88	81	49	122
Gooding, Jason	13-7	4.73	23	23	0	0	0	139.0	176	80	73	39	63
Lineweaver, Aaron	4-3	5.28	9	7	0	0	1	44.1	49	32	26	15	20
Mathews, Terry	0-0	4.50	1	0	0	0	0	2.0	2	1	1	0	2
Medrano, Tony	0-0	0.00	1	0	0	0	0	1.0	3	0	0	0	0
Montgomery, Jeff	0-0	9.00	1	0	0	0	0	1.0	2	1	1	1	1
Morrison, Robbie	2-0	2.01	15	0	0	0	5	22.1	26	7	5	7	21
Mullen, Scott	4-3	4.01	9	9	0	0	0	49.1	47	28	22	18	30
Prihoda, Steve	6-3	4.00	49	0	0	0	2	78.2	91	43	35	15	51
Ray, Ken	0-0	5.06	14	0	0	0	7	21.1	23	12	12	10	18
Saler, Matt	9-7	5.01	19	19	0	0	0	109.2	137	64	61	34	61
Santiago, Jose	0-1	2.00	4	2	0	0	0	9.0	8	2	2	0	0
Smith, Toby	5-2	2.94	22	13	0	0	1	79.2	86	30	26	18	40
Wilson, Kris	5-7	5.45	23	10	0	0	0	74.1	91	51	45	14	45

WILMINGTON BLUE ROCKS - A



77-61, 1st, 1st half; 1st, 2nd half
A (Carolina League - North Division)
801 South Madison
Wilmington, DE 19801
302-888-2015, 302-888-2032 - FAX
GM: Chris Kemple

Jeff Garber, Manager

Jeff begins his 2nd season at Wilmington after leading the Blue Rocks to the 1999 co-championship of the Carolina League...Hurricane Floyd caused the 5th and final game of the Mills Cup Championship to be cancelled ...won both the 1st and 2nd half North Division Titles ...managed at Spokane in 1997 and '98 and was a coach for the Indians in 1996...tied for 1st in the NWL North Division in 1998...picked in 10th round of the 1988 June Draft...played in the Royals Minor League system from 1988-95...named the Dick Howser Award winner following the 1994 spring training...received degrees from James Madison and Valdosta State...resides in Valdosta, Georgia with his wife, Michele, and children, Madison and Jackson.



Larry Carter, Pitching Coach

Larry will spend his 3rd season in the organization as the pitching coach at Wilmington...served as the pitching coach at Charleston in 1999 and Lansing in 1998...was a pitching coach in the Texas-Louisiana League from 1994-97 for the Tyler Wildcatters...originally selected in the 10th round of 1986 June Free Agent Draft by the St. Louis Cardinals...played in the Cardinals system for 2 years...signed as a free agent by San Francisco on 4-28-88...named to Texas League All-Star team in 1991...appeared in 6 games with San Francisco in 1992 posting a 1-5 record and a 4.64 ERA...graduated from West Virginia State College...he and his wife, Jennifer, reside in Athens, Texas.



Steve Balboni, Hitting Coach

Former Royals slugger Steve Balboni will spend his 2nd season as the hitting coach at Wilmington in 2000...was a coach at Spokane in 1998...the 43-year old Balboni enjoyed a 10-year Major League career hitting .228 with 181 HR and 495 RBI...was selected by the New York Yankees in 2nd round of 1978 Draft ...traded to Royals on 12-8-83...a fan favorite "Bye Bye" hit 119 home runs (7th all-time for KC) in 4-plus seasons with Kansas City including a club-record 36 for the 1985 World Championship team...Steve and his wife, Eve, reside with their sons, Daniel, Matthew and Michael in Murray Hill, New Jersey.



Chad Spaulding, Trainer

Chad will work as the trainer at Wilmington for the 3rd consecutive season in 2000, his 10th year in the Kansas City organization...began as the Assistant Trainer at Appleton (A) in 1991...worked as a trainer at Gulf Coast (1992-93 & '95-96), Wilmington (1994) and Spokane (1997)...received Bachelor of Arts Degree from Carthage College (Kenosha, WI) in Athletic Training...he resides in Wilmington, Delaware.



1999 WILMINGTON BLUE ROCKS

Wilmington finished as co-champions of the Carolina League after Hurricane Floyd caused the 5th and final game of the Mills Cup Championship to be cancelled...the Blue Rocks won the Northern Division's 1st and 2nd half titles and posted an overall record of 77-61...Wilmington's team batting average of .260 placed 2nd in the league and the staff's earned run average of 3.99 was good for 4th...Brandon Berger finished 4th in the league in batting, while Joe Dillon was 2nd in RBI with 90...Chris George ranked among pitching leaders in strikeouts (T4th) and ERA (6th)...Jeff Austin sported a 7-2 record and a 3.77 ERA.

Batting

PLAYER	AVG.	G	AB	R	H	2B	3B	HR	RBI	BB	SO	SB	CS
Berger, Brandon	.293	119	450	73	132	27	4	16	73	45	93	29	7
Brito, Juan	.283	14	46	3	13	1	0	0	1	1	11	0	0
Brown, Dee	.308	61	221	49	68	10	2	13	46	44	56	20	7
Campbell, Wylie	.241	45	137	22	33	4	0	1	17	25	29	6	5
Caruso, Joe	.235	102	361	60	85	13	6	5	37	34	68	6	4
Cepeda, Jose	.313	59	227	35	71	7	2	0	25	22	19	5	7
Connor, Decomba	.304	48	171	27	52	7	2	1	17	21	26	9	1
Curry, Mike	.230	54	200	31	46	4	2	1	16	34	39	24	9
Dillon, Joe	.264	134	503	73	133	31	2	16	90	59	124	9	6
Hill, Jeremy	.234	92	304	37	71	12	1	4	27	38	75	2	0
Medrano, Steve	.251	98	362	41	91	4	3	0	24	30	66	12	10
Montas, Ricardo	.246	98	349	46	86	15	0	2	31	47	60	4	2
Moore, Griffin	.059	6	17	1	1	1	0	0	4	1	7	0	0
Pagan, Carlos	.000	4	8	0	0	0	0	0	0	0	3	0	0
Radcliff, Vic	.265	114	393	62	104	22	8	7	56	28	69	13	3
Torres, Rafael	.242	76	252	15	61	7	0	1	20	15	51	0	4
Ullery, Dave	.231	60	199	20	46	18	0	2	27	18	70	0	0
Willis, Dave	.261	116	441	58	115	26	1	16	72	30	84	4	4

Pitching

PITCHER	W-L	ERA	G	GS	CG	SHO	SV	IP	H	R	ER	BB	SO
Austin, Jeff	7-2	3.77	18	18	0	0	0	112.1	108	52	47	39	97
Delaney, Donnie	0-3	5.40	23	0	0	0	3	25.0	25	17	15	28	26
Delgado, Joseph	0-1	4.70	2	1	0	0	0	7.2	6	4	4	2	5
George, Chris	9-7	3.60	27	27	0	0	0	145.0	142	65	58	53	142
Gonzalez, Edwin	1-1	6.55	5	0	0	0	0	11.0	14	12	8	4	8
Guerrero, Junior	4-2	1.40	9	9	0	0	0	51.1	30	10	8	36	68
Lamber, Justin	5-3	3.67	39	2	0	0	6	68.2	68	29	28	33	67
Lineweaver, Aaron	8-6	3.55	17	16	0	0	0	101.1	96	45	40	36	75
Montas, Ricardo	0-0	18.00	1	0	0	0	0	1.0	4	2	2	0	1
Morrison, Robble	2-5	2.27	28	0	0	0	6	43.2	31	13	11	13	47
Paredes, Carlos	6-0	4.09	36	0	0	0	3	55.0	47	31	25	48	49
Pederson, Justin	4-4	4.54	34	4	0	0	2	77.1	67	46	39	40	67
Roberts, Mike	0-0	1.74	9	0	0	0	1	10.1	10	2	2	1	6
Sedlacek, Shawn	4-6	5.28	17	17	1	0	0	92.0	111	61	54	26	69
Sonnier, Shawn	1-2	2.88	44	0	0	0	13	59.1	46	20	19	19	73
Thompson, John	2-1	2.57	20	0	0	0	4	35.0	29	12	10	12	25
Thom, Todd	8-5	5.61	34	13	0	0	2	126.2	143	85	79	44	89
Thurman, Corey	8-11	4.88	27	27	0	0	0	149.1	160	89	81	64	131
Wilson, Kris	8-1	1.13	14	4	0	0	0	48.0	25	7	6	11	45
Yen, Buddy	0-1	45.00	2	0	0	0	0	1.0	3	5	5	4	0

CHARLESTON ALLEY CATS - A



61-80, 4th, 1st half, 4th, 2nd half
A (South Atlantic-Northern Division)
3403 MacCorkle Avenue SE
Charleston, WV 25304
304-344-2287
304-344-0083 - FAX
GM: Tim Bordner

Joe Szekely, Manager

After serving as a coach at Spokane in 1999 Joe will skipper the Charleston Alley Cats in 2000...originally drafted by the Royals in the 2nd round of the 1982 June draft...played in the organization for 2 years, followed by a 7-year stint in the Dodgers minor league system...completed his playing career in 1992 with the Richmond Braves...coached in the Braves organization from 1992-93...was the Roving Catching Coordinator in 1994 and '95...spent 1997 with the Colorado Silver Bullets and 1998 as a coach for the Somerset Patriots in the Atlantic League...he majored in Physical Education at Texas A&M University where he was an All-American catcher...Joe resides in New Braunfels, Texas with his wife, Kim, and daughters, Shelby and Morgan.



Jaime Garcia, Pitching Coach

Jaime begins his first season in the organization as the pitching coach at Charleston...was the Rangers pitching coach in the Gulf Coast League in 1998 and Florida State League in 1999...was the pitching coach at Beloit in the Milwaukee organization in 1997...spent 9 years in the White Sox minor league system coaching at Gulf Coast (1988-91), South Bend (1992-94) and Prince William (1995-96)...received Bachelor's Degree from Lewis University (Romeoville, IL) and Master's Degree from Indiana State University...Jaime is 49 and resides in Sarasota, Florida with his wife, Juilanne, and children, Jacquelyn, Jamie Nicole and Matthew.



Terry Bradshaw, Hitting Coach

After a 10-year playing career Terry will move to the coaching ranks as the hitting coach for the Alley Cats in 2000...played for the Royals at Omaha in 1998 before finishing his career with Montreal's Triple-A team at Ottawa in 1999...originally drafted in 9th round by St. Louis in 1990...spent 8 years in the Cardinals organization...named to the Florida State League All-Star team in 1993 and Texas League All-Star team in 1994...made Major League debut on 5-4-95 vs. Houston...played in 34 games with St. Louis in 1995 and '96...was 4th in the American Association in stolen bases and 7th in average in 1996 at Louisville...Terry, 31, resides in Zuni, Virginia.



Joe Bishop, Trainer

Joe moves from the Gulf Coast Royals to Charleston for the 2000 campaign...joined the Royals in 1999...was an assistant athletic trainer for the Twins rookie league team in 1998...also worked for the Tupelo T-Rex hockey club during the 1998 campaign...received Bachelor of Science Degree in Exercise and Sport Science from the University of Florida and Master's Degree in Wellness from the University of Mississippi...he resides in Oxford, Mississippi.



1999 CHARLESTON ALLEY CATS

The Charleston Alley Cats completed their inaugural campaign as the Royals Class-A affiliate with an overall mark of 61-80...the team placed 4th in the South Atlantic League's Northern Division during the season's 2nd half with a 31-38 record, 6 games out of 1st place...Mike Curry placed 7th in the circuit with a .311 batting average and 3rd in stolen bases with 61 swipes...Edwin Gonzalez posted a 7-6 record and a 2.24 earned run average, the 2nd-best ERA in the league...Curry was the lone Alley Cat on the South Atlantic League All-Star team.

Batting

PLAYER	AVG.	G	AB	R	H	2B	3B	HR	RBI	BB	SO	SB	CS
Alou, Felipe	.195	57	185	18	36	8	1	0	13	13	50	11	4
Ayres, Yancy	.169	25	65	4	11	0	0	0	2	7	17	0	0
Brito, Juan	.240	61	208	14	50	6	0	0	19	11	37	1	2
Calderon, Henry	.227	130	459	49	104	29	1	7	56	21	106	33	13
Curry, Mike	.311	85	318	70	99	13	3	0	25	48	58	61	13
DiPace, Danny	.224	65	192	23	43	11	0	2	19	34	67	8	3
Felix, Hersy	.288	23	80	6	23	7	0	1	4	3	17	2	0
Freitas, Jeremy	.247	85	300	36	74	20	2	13	52	37	80	3	0
Gettis, Byron	.295	43	149	19	44	7	2	2	13	10	36	10	3
Goodwin, David	.286	128	490	68	140	29	6	9	73	45	123	10	5
Hart, Corey	.190	92	295	43	56	16	3	0	39	58	62	13	7
Hopper, Norris	.500	5	22	3	11	0	2	0	2	0	1	1	0
Ligons, Merrell	.203	87	232	37	47	10	2	4	18	45	82	17	5
Melo, Ramon	.273	3	11	0	3	0	0	0	1	1	4	0	0
Metzler, Rod	.264	130	462	64	122	23	7	7	60	48	98	29	13
Moore, Griffin	.217	40	106	10	23	3	1	0	6	8	13	2	2
Pagan, Carlos	.227	50	154	19	35	9	0	6	21	13	40	2	2
Ramirez, Charlie	.200	28	70	5	14	0	0	0	4	7	16	1	2
Rojas, Moises	.091	18	33	4	3	1	0	0	3	3	12	1	2
Ross, Donovan	.176	6	17	1	3	1	0	0	0	4	6	0	0
Ruiz, Willy	.304	57	191	31	58	6	1	0	19	34	44	24	14
Shackelford, Brian	.200	73	260	25	52	14	2	10	30	26	80	1	1
Taveras, Jose	.245	91	335	41	82	14	2	4	29	19	78	38	10
Vann, Eric	.074	14	27	1	2	0	0	0	1	4	11	2	1

Pitching

PITCHER	W-L	ERA	G	GS	CG	SHO	SV	IP	H	R	ER	BB	SO
Affeldt, Jeremy	7-7	3.83	27	24	2	1	0	143.1	140	78	61	80	111
Ammons, Cary	8-5	2.98	16	16	0	0	0	90.2	80	41	30	34	92
Bautista, Francisco	0-1	4.35	7	0	0	0	0	10.1	11	7	5	12	5
Burch, Matt	3-11	6.35	21	15	0	0	1	73.2	95	62	52	41	43
Delgado, Joseph	3-4	4.60	11	11	0	0	0	45.0	53	29	23	21	31
Douglass, Ryan	3-4	4.71	10	9	0	0	0	42.0	55	28	22	13	22
Gillfillan, Jason	0-1	14.66	8	0	0	0	0	11.2	22	21	19	6	9
Gonzalez, Edwin	7-6	2.24	27	13	3	2	2	120.1	101	37	30	28	136
Guerrero, Junior	7-3	2.76	19	19	0	0	0	104.1	90	39	32	45	113
Jackson, Jeremy	4-5	4.41	19	13	0	0	0	81.2	82	52	40	30	66
Lee, John Wayne	7-2	3.96	48	0	0	0	6	88.2	82	45	39	26	77
Ligons, Merrell	0-0	0.00	2	0	0	0	0	2.0	0	0	0	0	1
Maas, Steve	0-4	5.20	21	0	0	0	2	27.2	28	17	16	12	33
Mancha, Tony	4-3	5.23	40	3	0	0	2	82.2	89	50	48	38	76
Pamus, Javier	3-3	2.79	44	0	0	0	4	90.1	87	37	28	34	81
Pichardo, Carlos	2-3	2.57	10	8	0	0	0	42.0	44	19	12	22	24
Russo, Mike	0-2	13.94	10	0	0	0	0	10.1	18	18	16	10	10
Smith, Toby	0-1	2.08	2	1	0	0	0	4.1	1	4	1	3	4
Solano, Francisco	1-6	5.52	32	6	1	0	4	89.2	100	63	55	37	52
Ward, Monty	2-9	2.88	42	3	0	0	7	84.1	74	42	27	40	93

SPOKANE INDIANS - SHORT A



44-32, 1st, North Division
Short-A (Northwest League)
602 North Havana
Spokane, WA 99202
509-535-2922
509-534-5368 - FAX
GM: Paul Barbeau

Tom Poquette, Manager

Tom will skipper the Indians in 2000 after piloting Charleston in 1999...was the Royals Major League hitting coach for part of the 1997 season and 1998...was the minor league hitting instructor in 1996 and the beginning of 1997...coached at Omaha in 1994 and '95...managed from 1991-93 at Eugene, Appleton and Memphis...named Manager of the Year in Northwest League in 1991 and Midwest League in 1992...earned Dick Howser Award following the 1991 campaign...originally selected by the Royals in 1970 draft...made Major League debut in 1973...earned Royals' Rookie of the Year honors in 1976...played 7 big league seasons posting a .268 batting average...he resides in Papillion, NE with his wife Angela...he has 2 children, Tommy Jr. and Renee.



Randy Smith, Pitching Coach

Randy returns in 2000 for his 2nd season as the pitching coach in Spokane...served as a part-time scout for the Atlanta Braves for 10 years...was the pitching coach for the Braves rookie league club at Idaho Falls from 1989-1991...has been the head baseball coach and physical education instructor at the Senath-Hornersville Schools in Arkansas since 1995...received Bachelor of Science and Master of Science Degrees in Physical Education from Arkansas State University...he resides in Paragould, Arkansas with his wife, Sherri, and children, Tyler and Megan.



Ken Forth, Trainer

Ken, who joined the Royals organization in March of 1999 as the trainer for the Indians, will return to Spokane for the 2000 season...received Bachelor of Science Degree in Sports Medicine from Central Michigan in December, 1998...worked as a student athletic trainer for the Chippewas in baseball, volleyball, cross country and field hockey...Ken is single and resides in South Gate, Michigan.



Dick Howser Award

The Royals recognize a Player Development Department employee for outstanding contributions to the organization.

1987 - Jo Anne Joyce
1988 - Joe Jones
1989 - Carlos Tosca
1990 - No Award
1991 - Tom Poquette
1992 - Mike Jirschele
1993 - Ron Johnson

1994 - Mike Jirschele
1995 - Bob Herold
1996 - John Mizerock
1997 - Jose Tartabull
1998 - Brian Poldberg
1999 - Jeff Stevenson

1999 SPOKANE INDIANS

The Spokane Indians garnered a 44-32 record and a Northwest League Championship in '99...Spokane swept Portland 3 games to 0 in the league finals...Ken Harvey topped the circuit with a .397 batting average...Mark Ellis (.327) and Gregg Raymundo (.323) also ranked in the top 10 in batting...Ellis' 21 steals were good for 4th in the league...Jay Gehrke was the league's top closer with 13 saves, while starter Raul Garcia had the league's 2nd-most wins (9)...the club finished 1st in team ERA (4.19) and 2nd in batting (.283)...Harvey, Ellis, Raymundo, Gehrke and Tony Cogan were awarded spots on the All-Star team, while manager Kevin Long was the league's co-Manager of the Year.

Batting

PLAYER	AVG.	G	AB	R	H	2B	3B	HR	RBI	BB	SO	SB	CS
Alou, Felipe	.238	17	42	4	10	1	1	0	4	5	12	2	0
Baker, Jacob	.282	65	234	34	66	15	2	3	39	32	46	9	4
Clay, Michael	.149	31	87	9	13	4	0	1	4	4	15	1	0
Cordova, Ben	.250	4	16	4	4	0	1	2	7	3	5	0	0
Dunn, Casey	.294	58	218	34	64	7	1	11	49	19	28	0	0
Ellis, Mark	.327	71	281	67	92	14	0	7	47	47	40	21	7
Gonzalez, Julian	.250	16	52	5	13	2	1	1	6	9	17	1	3
Harvey, Ken	.397	56	204	49	81	17	0	8	41	23	30	7	1
Healy, Liam	.240	17	50	8	12	2	0	3	12	6	12	0	1
Johnson, Brian	.248	41	137	18	34	7	0	1	22	12	20	4	3
Lucas, Kevin	.256	38	121	28	31	3	1	0	11	4	12	5	1
McAuley, James	.143	12	35	7	5	1	0	1	6	9	10	2	0
Nelson, Eric	.278	69	284	51	79	18	4	8	52	33	65	12	2
Ramirez, Charlie	.263	54	179	34	47	7	3	2	15	14	30	8	3
Raymundo, Gregg	.323	67	254	44	82	16	1	11	44	32	37	1	1
Ruiz, Willy	.273	6	11	3	3	1	0	0	0	1	3	2	1
Shanks, James	.258	69	260	41	67	9	0	0	29	19	52	19	5
Shearin, Jarrett	.251	51	183	37	71	14	1	3	20	31	42	16	5

Pitching

PITCHER	W-L	ERA	G	GS	CG	SHO	SV	IP	H	R	ER	BB	SO
Baerlocher, Ryan	7-2	4.70	15	15	0	0	0	74.2	78	43	39	32	68
Cogan, Anthony	1-3	1.36	27	0	0	0	4	39.2	26	10	6	14	37
Douglass, Ryan	0-1	4.43	4	4	0	0	0	20.1	24	13	10	6	14
Franco, Edwin	0-0	2.08	3	1	0	0	0	4.1	5	1	1	2	6
Garcia, Raul	9-2	2.39	32	0	0	0	1	52.2	47	18	14	21	64
Gehrke, Jay	0-3	5.59	32	0	0	0	13	29.0	34	21	18	21	33
Gillfillan, Jason	4-1	5.71	25	0	0	0	1	34.2	31	23	22	22	37
Herrera, Pedro	1-0	6.30	16	0	0	0	0	20.0	27	18	14	14	14
Jackson, Jonathan	0-2	5.60	19	0	0	0	0	35.1	49	27	22	18	32
Jones, Craig	1-1	6.23	2	2	0	0	0	8.2	11	8	6	1	4
King, James	7-2	3.88	17	7	0	0	0	72.0	60	38	31	29	63
Kurtz-Nicholl, Jesse	5-2	3.08	24	0	0	0	0	38.0	39	19	13	14	38
MacDougal, Mike	2-2	4.47	11	11	0	0	0	46.1	43	25	23	17	57
Medrano, Juan	3-5	4.85	15	15	0	0	0	68.2	77	46	37	25	30
Pichardo, Carlos	1-2	3.77	4	4	0	0	0	14.1	14	15	6	10	10
Russo, Mike	1-2	3.46	21	1	0	0	0	41.2	39	19	16	23	29
Sanches, Brian	1-1	4.76	9	9	0	0	0	34.0	32	19	18	12	51
Snyder, Kyle	1-0	4.13	7	7	0	0	0	24.0	20	13	11	7	25
Turner, Kyle	0-1	4.40	8	0	0	0	0	14.1	13	7	7	10	12

GULF COAST ROYALS - ROOKIE



33-27, 1st, Northern Division
Rookie (Gulf Coast League)
Baseball City Sports Complex
300 Stadium Way
Davenport, FL 33837
941-424-7276
941-424-3094 - FAX

Ron Karkovice, Manager

Ron begins his managerial career for the Royals rookie league team in 2000...was the White Sox first round draft choice (14th overall) in 1982...made Major League debut in 1986 and enjoyed a 12-year career in Chicago...named by *Baseball America* as the AL's top defensive catcher in 1991 and '94...hit .221 in 939 games with 96 home runs and 335 RBI...top season came in 1993 when he had 20 HR and 54 RBI...also led all Major-League catchers by throwing out 50% (48-for-96) of opposing base runners in 1993...resides in Orlando, FL with his wife, Maureen, and children, John, Stephen, Hannah and Mary Grace.



Juan Agosto, Pitching Coach

Juan begins his 2nd year with the dual role as the pitching coach for the Gulf Coast Royals and as the Latin Pitching Instructor in 2000...was the Latin Pitching Instructor in 1998 and the pitching coach with the Gulf Coast Royals in 1997...was a non-roster invitee with the Royals in 1997...spent all or parts of 13 seasons at the Major League level logging stints with the Chicago White Sox, Minnesota, Houston, St. Louis and Seattle ...posted a 40-33 career mark with a 4.01 ERA...led the majors with 82 appearances in 1990...began his professional career in 1974 when he was signed by the Boston Red Sox at the age of 16...Juan resides in Sarasota with his wife, Blanca, and daughter, Brianna.



Jose Tartabull, Hitting Coach

Jose Tartabull begins his 12th season in the Kansas City organization and his 10th as a coach for the Gulf Coast Rookie League club...was honored with the 11th Annual Dick Howser Award following the 1997 season for his outstanding contributions to the organization in the Player Development department...spent the 1989 and '90 seasons as a scout and instructor for the Royals...played for the Kansas City Athletics, Boston and Oakland during his 9-year career...hit .261 in 749 career games from 1962-70 with 107 RBI and 81 stolen bases...played on the Red Sox 1967 World Series club...son, Danny, played for Royals from 1987-91 ...Jose, 61-years old, resides in Miami Lakes, Florida.



Edwin Rodriguez, Trainer

Edwin will be the trainer for the Gulf Coast League Royals in his first season in the organization...worked as trainer for Caguas Criollos professional baseball club prior to joining the Royals...was assistant trainer for San Juan Senators from 1995-99...served internship with New York Mets during 1998 spring training...received B. A. in Sports Technology in 1997 and M. A. in Physical Education with emphasis on Human Movement in 1999 from Interamerican University...resides in Caguas, Puerto Rico.



1999 GULF COAST ROYALS

The Royals netted a regular season mark of 33-27 in the 1999 season, winning the Northern Division of the Gulf Coast League...the Royals earned a post-season berth, but bowed out by a 4-3 score in the semi-finals to the eventual champion Gulf Coast Mets...Chad Santos was the league's runner-up in RBI with 35, while Norris Hopper tied for third in steals with 22...Buddy Yen led the league with 10 saves and was given All-Star accolades.

Batting

PLAYER	AVG.	G	AB	R	H	2B	3B	HR	RBI	BB	SO	SB	CS
Alvarez, Henry	.183	29	104	10	19	8	2	0	11	1	37	2	0
Cordova, Benjamin	.286	52	168	36	48	9	2	5	26	51	50	12	3
Essian, James	.197	30	71	13	14	4	1	0	8	24	26	3	1
Gettis, Byron	.316	28	95	20	30	6	2	5	21	17	21	3	2
Gomez, Alexis	.276	56	214	44	59	12	1	5	31	32	48	13	5
Guzman, Jonathan	.241	43	141	23	34	4	1	2	14	21	46	11	2
Guzman, Juan	.167	30	96	11	16	4	0	0	7	10	36	7	0
Holbert, Ray	.188	5	16	5	3	2	0	0	1	1	4	1	0
Hopper, Norris	.257	46	179	33	46	3	2	0	13	19	20	22	5
Lopez, Mendy	.200	3	5	0	1	1	0	0	2	3	1	0	0
Lora, Thomas	.274	47	175	31	48	3	4	1	17	31	37	20	2
Mercado, Wilkins	.266	41	128	17	34	5	1	3	15	17	23	1	0
Perea, Carlos	.000	4	8	1	0	0	0	0	0	1	1	0	0
Rodgers, Mackeel	.200	31	105	10	21	3	0	1	14	4	30	3	2
Ross, Donovan	.253	31	91	12	23	10	0	0	19	25	34	1	1
Santana, Emmanuel	.157	26	83	8	13	3	0	0	14	19	18	1	1
Santos, Chad	.271	48	177	20	48	9	0	4	35	12	54	1	0
Smiley, Jermaine	.067	5	15	0	1	0	0	0	1	0	6	0	0
Sutton, Larry	.258	9	31	7	8	2	0	1	6	7	6	0	0
Walker, Keronn	.324	18	37	4	12	1	0	1	4	9	9	0	0

Pitching

PITCHER	W-L	ERA	G	GS	CG	SHO	SV	IP	H	R	ER	BB	SO
Baranowski, Brannon	1-2	2.83	24	0	0	0	1	35.0	27	14	11	19	53
Burch, Matt	0-2	4.50	5	4	0	0	0	14.0	17	10	7	10	9
Cabaj, Christopher	6-0	2.66	11	2	0	0	0	44.0	42	15	13	6	38
Coa, Jesus	1-1	5.74	7	2	0	0	0	26.2	36	22	17	13	11
Delgado, Joseph	1-0	0.00	1	1	0	0	0	6.0	2	0	0	1	4
Essian, James	0-1	18.00	1	0	0	0	0	1.0	0	3	2	3	0
Franco, Edwin	0-0	0.00	2	0	0	0	0	3.0	1	0	0	0	4
Gamboia, Javier	0-0	3.60	3	3	0	0	0	5.0	6	2	2	2	4
Garcia, Abel	1-2	4.20	3	2	0	0	0	15.0	17	9	7	2	13
Garcia, Rafael	4-2	4.61	9	5	0	0	0	41.0	44	24	21	13	44
Gobble, Jimmy	0-0	2.70	4	1	0	0	0	6.2	6	3	2	5	8
Herrera, Pedro	0-0	0.00	5	0	0	0	3	6.0	1	0	0	3	5
Hill, Ryan	0-0	81.00	1	0	0	0	0	0.1	0	3	3	3	1
Martinez, Carlos	4-3	3.04	11	7	1	1	0	50.1	40	20	17	7	36
Mathews, Terry	0-0	0.00	1	1	0	0	0	2.0	0	0	0	0	2
Moreno, Orber	0-0	0.00	1	1	0	0	0	1.0	0	0	0	0	1
Myers, Taylor	0-2	18.00	3	3	0	0	0	4.0	10	8	8	2	3
Obermuller, Wes	2-1	2.58	11	7	0	0	0	38.1	33	16	11	12	39
Ortega, Jose	2-1	3.62	17	0	0	0	3	37.1	41	17	15	18	32
Ortega, Orlando	1-5	5.91	12	9	0	0	0	53.1	67	48	35	30	27
Rasmussen, Brent	2-1	2.25	17	0	0	0	0	32.0	28	8	8	11	16
Ross, Donovan	0-0	0.00	1	0	0	0	0	2.0	1	0	0	2	2
Rusch, Glendon	0-0	1.50	2	2	0	0	0	6.0	3	1	1	3	9
Santiago, Jose	0-0	1.80	3	3	0	0	0	5.0	1	1	1	0	4
Sopkin, Josh	3-1	5.70	16	1	0	0	0	30.0	37	22	19	23	19
Stiles, Brad	0-1	1.80	4	0	0	0	1	5.0	3	3	1	3	5
Turner, Kyle	1-0	0.00	2	1	0	0	0	4.0	2	0	0	0	3
Veras, Dario	0-0	0.00	3	2	0	0	0	4.0	3	0	0	0	3
Walker, Jamie	1-0	3.38	2	2	0	0	0	8.0	10	3	3	0	9
Walker, Keronn	0-0	0.00	1	1	0	0	0	3.0	2	0	0	0	3
Yen, Buddy	3-2	2.40	25	0	0	0	10	30.0	18	11	8	6	34

SALCEDO ROYALS - DOMINICAN LEAGUE



26-42, 3rd, Cibao Division
Rookie (Summer Dominican League)
Salcedo, Dominican Republic
809-577-2370
GM: Luis Silverio

Oscar Martinez, Manager

Oscar Martinez begins his 18th year with the Royals organization and 3rd year as the manager for Salcedo in the Summer Dominican League...was a coach at Salcedo in 1997 and managed the club in 1995 and '96 ...was a scout and coach in the Dominican Republic from 1986-94...began his career with the Royals in 1974 when he was signed as a non-drafted free agent ...played at the Royals Academy in 1974 and at Sarasota in 1975...played in the Winter Dominican League from 1976-83 and managed from 1982-84...also scouted for the Royals in 1981...resides in Villa Vasquez, Monte Cristy, DR with his wife, Lourdes, and children, Oscarina, Oscar and Nekin.



Pablo Paredes, Coach

Pablo will assist in the coaching duties at Salcedo in the Dominican Summer League for the 6th consecutive year in 2000...began his professional baseball career as a catcher in 1988 when he was signed as a non-drafted free agent by the Seattle Mariners organization ...signed by the Atlanta Braves in 1990 and played in their minor league system for 2 years...Pablo, 32-years old, resides in Nagua, Dominican Republic with his wife, Evelia.



Bienvenido Liriano, Coach

Bien returns for his 5th season with the Salcedo Royals...he coached the Royals Dominican Summer League club in 1993 and 1997...Bien originally signed as an infielder with the New York Yankees as a non-drafted free agent on 1-20-89...was released in 1990 and signed by the Toronto Blue Jays organization in 1991...Bien, 29-years old, resides in Salcedo, Dominican Republic.



Felipe Mena, Trainer

Felipe will serve as the trainer for the Royals Summer Dominican League in 2000...has worked in the Dominican Republic as a instructor/massage therapist...also assisted the Dominican Red Cross emergency disaster relief program...played and coached soccer...graduated from Instituto Nacional de Formacion Tecnico Profesional...Felipe is 33 and resides in Santiago...he has a daughter, Tiffany.



1999 SALCEDO ROYALS

Batting

PLAYER	AVG.	G	AB	R	H	2B	3B	HR	RBI	BB	SO	SB	CS
Batista, Jose	.253	34	87	9	22	3	0	1	5	5	19	2	1
Brea, Alexis	.286	13	42	10	12	1	1	0	3	3	6	1	2
Caballero, Pedro	.250	61	196	22	49	3	4	0	12	8	18	15	8
Castro, Javier	.202	57	203	26	41	4	1	1	14	11	48	10	8
Colon, Oscar	.268	55	153	15	41	3	0	1	19	16	20	6	3
Cuevas, Alvin	.195	27	87	9	17	3	2	0	7	10	39	2	0
Diaz, Brayan	.160	48	119	13	19	2	1	0	3	13	23	2	4
Duran, Inocencio	.239	65	197	24	47	5	2	1	16	20	35	6	9
Durand, Jose	.283	58	191	24	54	9	0	12	32	22	67	8	7
Laureano, Wilfredo	.246	42	142	23	35	7	1	3	17	13	29	6	0
Martinez, Hector	.121	49	132	16	16	0	2	1	13	21	69	2	1
Portes, Newton	.254	67	232	45	59	15	7	2	27	21	36	13	9
Sosa, Pedro	.227	44	141	10	32	4	1	4	23	10	57	1	0
Suarez, Victor	.268	66	224	26	60	6	6	0	22	20	36	9	12

Pitching

PITCHER	W-L	ERA	G	GS	CG	SHO	SV	IP	H	R	ER	BB	SO
Aponte, Manuel	1-6	4.57	10	8	1	0	0	45.1	70	38	36	10	29
Arias, Miguel	1-6	3.43	19	12	0	0	0	65.2	68	41	25	41	49
Brito, Jairo	0-0	4.82	7	0	0	0	0	9.1	20	12	5	11	8
Caballero, Pedro	0-0	0.00	1	0	0	0	0	0.1	1	0	0	0	0
Hernandez, Jose	0-1	3.20	16	0	0	0	1	25.1	39	20	9	13	19
Hernandez, Runelvys	2-2	3.06	14	2	0	0	5	32.1	23	19	11	17	36
Lopez, Samuel	0-2	7.89	12	1	0	0	0	21.2	48	29	19	17	8
Martinez, Argenis	1-5	8.44	13	1	0	0	2	26.2	54	29	25	14	15
Paredes, Cristian	0-0	5.40	3	0	0	0	0	5.0	9	3	3	0	1
Rincones, Rafael	7-4	1.39	17	14	0	0	0	84.1	68	24	13	30	94
Sanz, Michael	2-2	3.51	22	5	0	0	0	48.2	48	27	19	28	51
Vasquez, Luis	2-6	3.09	21	10	1	0	2	75.2	105	42	26	24	78
Velasquez, Reinaldo	4-4	3.88	19	8	0	0	2	65.0	79	45	28	12	43
Zurita, Tomas	6-4	3.82	22	6	1	0	1	63.2	97	38	27	20	40

Royals First Round June Draft Selections

Year	Player	Pick	Year	Player	Pick
1968	No Selection		1985	Brian McRae (INF)	17
1969	John Simmons* (P)	23	1986	Anthony Clements (INF)	24
1970	Rex Goodson (C)	8	1987	Kevin Appier (P)	9
1971	Roy Branch (P)	5	1988	Hugh Walker (OF)	18
1972	Jamie Quirk (INF)	18	1989	Brent Mayne (C)	13
1973	Lew Olsen (P)	9	1990	No Selection	
1974	Willie Wilson (OF)	18	1991	Joe Vitiello (OF)	7
1975	Clint Hurdle (OF)	9	1992	Michael Tucker (INF)	10
1976	Ben Grzybek (P)	18	1992	Jim Pittsley (P)	17
1977	Michael Jones (P)	21	1993	Jeff Granger (P)	5
1978	Buddy Biancalana (INF)	25	1994	Matt Smith (1B/P)	16
1979	Atlee Hammaker (P)	21	1995	Juan LeBron (OF)	19
1980	Frank Wills (P)	16	1996	Dermal Brown (OF)	14
1981	David Leeper (OF)	23	1997	Dan Reichert (P)	7
1982	John Morris (OF)	10	1998	Jeff Austin (P)	4
1983	Gary Thurman (OF)	21	1998	Matt Burch (P)	30
1984	Scott Bankhead (P)	16	1999	Kyle Snyder (P)	7
*Did not sign			1999	Mike MacDougal (P)	25

2000 MINOR LEAGUE INSTRUCTORS

Mike Jirschele, Coordinator of Instruction

Mike returns for his 2nd season as the Coordinator of Instruction in 2000...was the Infield Instructor in 1998 after managing in the Royals system the previous 6 years...managed Omaha (1995-97), Wilmington (1994), Rockford (1993) and Gulf Coast (1992)...named Manager of the Year in the Carolina League in 1994 and Gulf Coast League in 1992...named the Dick Howser Award winner in 1992 and '94...originally selected in 5th round of 1977 draft by Texas...signed with the Royals in 1988...resides in Clintonville, Wisconsin with his wife, Sheri, and children, Jeremy, Jennifer and Justin.



Mike Mason, Pitching Instructor

After 10 years as a pitching coach in the Royals system Mike will take over as the Pitching Instructor in 2000...was at Wichita in 1998 and '99 and spent the 1996 and '97 seasons at Lansing...also spent 3 campaigns as a pitching coach in the Midwest League at Appleton and Springfield and 2 years at Memphis in the Southern League...enjoyed a playing career that spanned 7 years with Texas, the Chicago Cubs and Minnesota...posted a 29-39 record with a 4.53 ERA from 1982-89...resides in Chanhassen, Minnesota with his wife, Terri, son, Derek and daughter, Stephanie.



Andre David, Hitting Instructor

Andre begins his 3rd year in the organization and 1st as the Minor League Hitting Instructor...managed Gulf Coast in 1998 and '99...led the Royals to the Northern Division title in 1999...worked in the Mets system from 1990-94 serving as the hitting instructor in 1990 and '93 and manager at Kingsport (Rookie) in 1991 and '92...originally drafted by the Twins in 1980...made Major League debut in 1984...earned B.S. Degree from Cal-State Fullerton and played on 1979 National Title team...resides in Port St. Lucie, Florida with his wife, Lisa, and daughters, Brittany and Tanner.



Brian Poldberg, Catching Instructor

Brian begins his 4th year as the Minor League Catching Instructor in 2000...named the Dick Howser Award winner in 1998...managed Appleton (1988 and '89) Baseball City (1990), Memphis (1992), Eugene (1994) Springfield (1995) and Lansing (1996)...was a coach at Omaha in 1991...began his playing career in 1980 in the New York Yankees organization...signed by the Royals in 1983...played from 1983-85 as a catcher at Omaha...received his B.S. Degree in Business from Emporia State...resides with his wife, Lori, and sons, Adam, Deric and John in Carter Lake, Iowa.



2000 MINOR LEAGUE STAFF

Frank Kyte, Major & Minor League Rehab Coordinator

Frank begins his second year as the Rehabilitation Coordinator in 2000...has worked his way through the Royals system with stops in Eugene (1989-90), Baseball City (1991-92), Memphis (1993-94), Wichita (1995-97) and Omaha (1998)...named the Texas League Trainer of the Year in 1996...was the trainer for the AA All-Star Game in 1993...received his B.S. Degree in Physical Education from George Fox University and M.S. Degree in Teaching-Physical Education from Portland State University...he and his wife, Karol, who is the Senior Administrative Assistant-Baseball Operations for the Royals, reside in Independence, Missouri...they have 2 children, Heather and Shannon.



Jim Malone, Asst. Strength & Conditioning Coach

Jim joins the Royals organization in 2000 as the Assistant Strength and Conditioning Coach...has worked in the Cleveland Indians system at Buffalo in the same capacity since 1998...spent the 1997 season at Watertown, the Indians Class-A team...prior to joining the Indians he worked at Columbia University as the Assistant Football Coach and Strength and Conditioning Coach...also worked at Albright College, the University of Rochester and Princeton University in the area of strength and conditioning...received his Bachelor of Arts Degree in Economics from the University of Rochester in 1989...resides in New York, New York.



Chris Carr, Performance Psychologist

Chris joined the Royals in February, 2000...is the Sports Psychologist for the Ohio State University Sports Medicine Center...coordinates psychological services for OSU Athletic Department...currently Team Psychologist for Columbus Crew in MLS...also entering 7th year as Sports Psychologist for U.S. Mens Alpine Ski Team...has been involved in performance planning for both the 1994 and 1998 Winter Olympic games...prior to coming to Ohio State was at Arizona State as Sports Psychologist...has M.A. and Ph.D. in Counseling Psychology from Ball State University...resides in Dublin, Ohio with his wife, Kelli, and daughter, Rachel.



Samuel Lebron, Salcedo Strength & Conditioning Asst.

Samuel begins his 4th season at Salcedo in 2000 as the strength and conditioning coach for the Royals Dominican Summer League squad...also served as the trainer at Salcedo in 1999...worked in the Seattle Mariners organization in 1994 and '95...Samuel, 32-years old, resides in Santo Domingo with his wife, Claribel, and son, Samuel Jr.



Michael Crouse, Equipment Coordinator

Mike will handle the duties of Minor League Equipment Coordinator for the 5th season in 2000...he joined the Royals following the 1995 season after working for the Boston Red Sox in Ft. Myers as a groundskeeper and operations assistant from 1993-95...spent 21 years in the U.S. Army from 1961-81 achieving the rank of First Sergeant...worked for ITT Gillfillan as the supervisor of shipping and receiving for parts for the U.S. Navy from 1983-88...earned AA Degree in Business Management from San Bernardino Valley College in 1987...resides in Winter Haven, Florida.



2000 MINOR LEAGUE PLAYERS

(*Led league, + Tied for league lead)

Jeremy David Affeldt, LHP

Ht.: 6-4; **Wt.:** 185; **Bats:** Left; **Throws:** Left

Born: 6-6-79 in Phoenix, AZ; **Opening Day Age:** 20

Resides: Medical Lake, WA

Acquired: Selected in 3rd round of 1997 June Free Agent Draft

Signed By: Jeff McKay and Greg Smith

Career Notes: Graduated Northwest Christian (WA) High, 1997...finished 4th in the Gulf Coast League in strikeouts in 1998.

YEAR	CLUB	W-L	ERA	G	GSC	GSHO	SV	IP	H	R	ER	BB	SO
1997	Gulf Coast	2-0	4.50	10	9	0	0	40.0	34	24	20	21	36
1998	Gulf Coast	4-3	2.89	12	9	0	0	56.0	50	24	18	24	67
	Lansing	0-3	9.53	6	3	0	0	17.0	27	21	18	12	8
1999	Charleston	7-7	3.83	27	24	2	1	143.1	140	78	61	80	111
Minor League Totals		13-13	4.11	55	45	2	1	256.1	251	147	117	137	222

Felipe Jose Rojas Alou Jr., OF

Ht.: 5-11; **Wt.:** 165; **Bats:** Right; **Throws:** Right

Born: 11-29-78 in Santo Domingo, D.R.; **Opening Day Age:** 21

Resides: Santo Domingo, D.R.

Acquired: Selected in 42nd round of 1998 June Free Agent Draft

Signed By: Dave Herrera

Career Notes: Graduated San Gabriel (Santo Domingo) High, 1996...attended Canada (Redmond, CA) Junior College...son of Montreal manager Felipe Alou Sr. and brother of Houston outfielder Moises Alou.

YEAR	CLUB	AVG.	G	AB	R	H	2B	3B	HR	RBI	BB	SO	SB
1998	Gulf Coast	.253	44	162	20	41	7	1	2	22	8	31	6
1999	Spokane	.238	17	42	4	10	1	1	0	4	5	12	2
	Charleston	.195	57	185	18	36	8	1	0	13	13	50	11
Minor League Totals		.224	118	389	42	87	16	3	2	39	26	93	19

Henry Alvarez, C

Ht.: 5-11; **Wt.:** 175; **Bats:** Right; **Throws:** Right

Born: 10-20-79 in Cotui, Sanchez Ramirez, DR; **Opening Day Age:** 20

Resides: San Juan de La Maguana, DR

Acquired: Signed as a non-drafted free agent, 4-14-97

Signed By: Luis Silverio and Diomedes Castellanos

Career Notes: Attended Liceo "Francisco Henriquez Y Carvajal" (DR) High.

YEAR	CLUB	AVG.	G	AB	R	H	2B	3B	HR	RBI	BB	SO	SB
1997	Salcedo	.220	42	123	20	27	5	2	1	11	8	43	3
1998	Salcedo	.284	50	162	25	46	7	1	3	26	12	36	10
1999	Gulf Coast	.183	29	104	10	19	8	2	0	11	1	37	2
Minor League Totals		.237	121	389	55	92	20	5	4	48	21	116	15

Jose Edilberto (Eddie) Amado, 1B

Ht.: 5-11; **Wt.:** 175; **Bats:** Right; **Throws:** Right

Born: 5-11-82 in San Cristobal, Venezuela; **Opening Day Age:** 17

Resides: San Cristobal, Venezuela

Acquired: Signed as a non-drafted free agent, 9-7-99

Signed By: Terry Wetzel

Career Notes: Brother of Royals minor league third baseman, Jose Amado.

YEAR	CLUB	AVG.	G	AB	R	H	2B	3B	HR	RBI	BB	SO	SB
(2000 will be first year in professional baseball)													

Jose Humberto Amado, 3B

Ht.: 6-1; **Wt.:** 180; **Bats:** Right; **Throws:** Right

Born: 2-7-75 in San Cristobal, Venezuela; **Opening Day Age:** 25

Resides: San Cristobal, Venezuela

Acquired: Obtained from Seattle Mariners in exchange for pitcher Rusty Meacham, 6-22-96.

Signed By: Miguel Escobar (Seattle Mariners)

Career Notes: Attended San Miguel (VZ) High...originally signed as a non-drafted free agent by Seattle on 11-29-93...tied for Summer Dominican League lead in 1994 in HR, was 2nd in RBI and tied for 2nd in hits...led Royals Minor League system with a combined .318 batting average and was tied for 2nd in RBI and was 5th in average in the Midwest League in 1996.

YEAR	CLUB	AVG.	G	AB	R	H	2B	3B	HR	RBI	BB	SO	SB
1994	Santo Domingo	.353	62	255	72	90	19	0	+18	68	31	19	7
1995	Everett	.265	57	215	33	57	15	1	8	33	24	19	15
1996	Wisconsin	.289	61	232	43	67	13	0	5	36	20	20	6
	Lansing	.349	57	212	39	74	18	1	5	47	17	17	8
1997	Lansing	.342	61	234	49	80	25	1	4	45	24	18	10
1998	Wilmington	.263	70	236	34	62	17	1	4	28	24	28	6
1999	Wichita	.290	121	459	71	133	29	2	13	93	54	37	5
Minor League Totals		.305	489	1843	341	563	136	6	57	350	194	158	57

Miguel Angel Arias, RHP

Ht.: 6-0; **Wt.:** 165; **Bats:** Right; **Throws:** Right

Born: 1-11-80 in Altamira, Puerto Plata, DR; **Opening Day Age:** 20

Resides: Altamira, Puerto Plata, DR

Acquired: Signed as a non-drafted free agent, 8-24-96

Signed By: Luis Silverio and Andres Lopez

Career Notes: Graduated Liceo Ruben Dario (DR) High, 1996.

YEAR	CLUB	W-L	ERA	G	GSC	GSHO	SV	IP	H	R	ER	BB	SO
1997	Salcedo	2-1	9.09	16	8	0	0	34.2	37	44	35	43	18
1998	Salcedo	0-0	17.54	9	0	0	0	6.2	4	13	13	18	7
1999	Salcedo	1-6	3.43	19	12	0	0	65.2	68	41	25	41	49
Minor League Totals		3-7	6.14	44	20	0	0	107.0	109	98	73	102	74

Jeffrey Wellington (Jeff) Austin, RHP

Ht.: 6-0; **Wt.:** 185; **Bats:** Right; **Throws:** Right

Born: 10-19-76 in San Bernardino, CA; **Opening Day Age:** 23

Resides: Kingwood, TX

Acquired: Selected in 1st round (4th overall) of 1998 June Free Agent Draft

Signed By: Dave Herrera

Career Notes: Graduated Kingwood (TX) High, 1995...received English Degree from Stanford University in 1999...named *Baseball America's* College Player of the Year in 1998 after posting a 12-4 record with a 3.11 ERA in 18 games for the Cardinal... tossed 133.0 innings allowing 118 hits and 60 runs of which 46 were earned...he added 8 complete games with 1 shutout while walking 32 and striking out 136... was named 1st team All-American on 6 national teams and was only the 3rd player in Stanford history to be named National Player of the Year, joining Steve Dunning, 1970 and David McCarty, 1991...named Pac-10 co-Southern Division Pitcher of the Year with fellow 1st rounder Seth Etherton of USC...finished 4th on Stanford's all-time strikeout list with 317...had a 23-10 career mark with a 3.60 ERA for the Cardinal...named to the College World Series All-Tournament team in 1997 working 10.1 scoreless innings...named Freshman All-American by *Collegiate Baseball* in 1996...was originally selected in 10th round of 1995 June Free Agent Draft by Montreal but did not sign...was signed by the Royals prior to spring training in 1999 on February 17...was the highest draft pick (4th) ever for the Royals...was a non-roster invite for the 1999 spring training camp...tied for 8th in ERA in the Carolina League in 1999.

YEAR	CLUB	W-L	ERA	G	GSC	GSHO	SV	IP	H	R	ER	BB	SO
1999	Wilmington	7-2	3.77	18	18	0	0	112.1	108	52	47	39	97
	Wichita	3-1	4.46	6	6	0	0	34.1	40	19	17	11	21
Minor League Totals		10-3	3.93	24	24	0	0	146.2	148	71	64	50	118

Yancy Ryan Ayres, C

Ht.: 6-0; **Wt.:** 185; **Bats:** Right; **Throws:** Right

Born: 5-10-76 in Smith Center, KS; **Opening Day Age:** 23

Resides: Smith Center, KS

Acquired: Selected in 27th round of 1998 June Free Agent Draft

Signed By: Craig Struss

Career Notes: Graduated Coconino (Flagstaff, AZ) High, 1994...attended Butler County (El Dorado, KS) Community College...attended Kansas State University.

YEAR	CLUB	AVG.	G	AB	R	H	2B	3B	HR	RBI	BB	SO	SB
1998	Gulf Coast	.227	18	44	5	10	2	0	0	3	2	8	0
1999	Charleston	.169	25	65	4	11	0	0	0	2	7	17	0
Minor League Totals		.193	43	109	9	21	2	0	0	5	9	25	0

Ryan Lee Baerlocher, RHP

Ht.: 6-5; **Wt.:** 220; **Bats:** Right; **Throws:** Right

Born: 8-6-77 in Lewiston, ID; **Opening Day Age:** 22

Resides: Lewiston, ID

Acquired: Selected in 6th round of 1999 June Free Agent Draft

Signed By: Greg Smith

Career Notes: Graduated Lewiston (ID) High, 1995...graduated Lewis Clark (ID) State College, 1999...won NAIA National Championship in 1996 and '99...tied for 2nd in games started and tied for 5th in wins in the Northwest League in 1999.

YEAR	CLUB	W-L	ERA	G	GSC	GSHO	SV	IP	H	R	ER	BB	SO
1999	Spokane	7-2	4.70	15	15	0	0	74.2	76	43	39	32	68

Jacob Fulbright Baker, 1B

Ht.: 6-3; **Wt.:** 220; **Bats:** Right; **Throws:** Right.

Born: 6-18-76 in Houston, TX; **Opening Day Age:** 23

Resides: Houston, TX

Acquired: Selected in 45th round of 1999 June Free Agent Draft

Signed By: Chet Sergio

Career Notes: Graduated Memorial (Houston, TX) High, 1995...graduated Rice University, 1999...played in College World Series with the Owls in 1997 and '99.

YEAR	CLUB	AVG.	G	AB	R	H	2B	3B	HR	RBI	BB	SO	SB
1999	Spokane	.282	65	234	34	66	15	2	3	39	32	46	9

Brannon Le Baranowski, RHP

Ht.: 6-4; **Wt.:** 200; **Bats:** Right; **Throws:** Right

Born: 12-19-76 in Houston, TX; **Opening Day Age:** 23

Resides: Cypress, TX

Acquired: Signed as a non-drafted free agent, 6-9-99

Signed By: Chet Sergio

Career Notes: Graduated Cypress-Fair (Cypress, TX) High, 1995...attended Blinn (TX) Junior College and Louisiana-Lafayette University...tied for 2nd in games pitched in the Gulf Coast League in 1999.

YEAR	CLUB	W-L	ERA	G	GSC	GSHO	SV	IP	H	R	ER	BB	SO
1999	Gulf Coast	1-2	2.83	24	0	0	0	35.0	27	14	11	19	53

Jose Rafael Batista, C

Ht.: 5-10; **Wt.:** 160; **Bats:** Right; **Throws:** Right

Born: 11-18-81 in Monte Cristy, DR; **Opening Day Age:** 18

Resides: Monte Cristy, DR

Acquired: Signed as a non-drafted free agent, 6-16-99

Signed By: Luis Silverio and Oscar Martinez

Career Notes: Graduated Ulises Francisco Espailwat High, 1998.

YEAR	CLUB	AVG.	G	AB	R	H	2B	3B	HR	RBI	BB	SO	SB
1999	Salcedo	.253	34	87	9	22	3	0	1	5	5	19	2

Jeffrey James (Jeff) Berblinger, 2B

Ht.: 6-0; **Wt.:** 190; **Bats:** Right; **Throws:** Right.

Born: 11-19-70 in Wichita, KS; **Opening Day Age:** 29

Resides: Goddard, KS

Acquired: Signed as a free agent, 1-20-00

Signed By: Mike Roberts (St. Louis Cardinals)

Career Notes: Graduated Goddard (KS) High, 1989...attended Kansas University where he was named first team All-America in 1993...was drafted in 7th round of 1993 June Free Agent Draft by the St. Louis Cardinals...was 6th in the South Atlantic League in hitting in 1994...named to SAL All-Star team and led all league 2nd baseman with a .975 fielding percentage...was 3rd in the Texas league in hitting in 1995 despite playing much of the season with a stress fracture in his left leg...named to Texas League All-Star team...led Cardinals organization with 32 doubles in 1996 at Arkansas...was selected by Detroit in the Rule 5 Draft on 12-9-96 and immediately traded to Los Angeles for shortstop Deivi Cruz and outfielder Juan Hernaiz...was returned to St. Louis organization during spring training in 1997...made Major League debut for Cardinals on September 7, 1997 at Colorado...signed as a minor league free agent by Seattle on 1-8-98...played at Tacoma in 1998 before becoming a free agent on 10-16-98...played for the Somerset Patriots in the Atlantic League in 1999 finishing with the 4th highest batting average in the league...was named to the Atlantic League All-Star team.

YEAR	CLUB	AVG.	G	AB	R	H	2B	3B	HR	RBI	BB	SO	SB
1993	Glens Falls	.312	38	138	26	43	9	0	2	21	11	14	9
	St. Petersburg	.186	19	70	7	13	1	0	0	5	0	10	3
1994	Savannah	.296	132	479	86	142	27	7	8	67	52	85	24
1995	Arkansas	.319	87	332	66	106	15	4	5	29	48	40	16
1996	Arkansas	.288	134	500	78	144	32	7	11	53	52	66	23
1997	Louisville	.263	133	513	63	135	19	7	11	58	55	98	24
	St. Louis	.000	7	5	1	0	0	0	0	0	0	1	0
1998	Tacoma	.238	109	390	48	93	19	2	6	38	22	59	11
1999	Somerset	.327	-	397	81	130	26	2	11	53	-	-	47
	Major League Totals	.000	7	5	1	0	0	0	0	0	0	1	0
	Minor League Totals	.279	652	2422	374	676	122	27	43	271	240	372	110

Brandon Charles Berger, OF

Ht.: 5-11; **Wt.:** 200; **Bats:** Right; **Throws:** Right.

Born: 2-21-75 in Covington, KY; **Opening Day Age:** 25

Resides: Fort Mitchell, KY

Acquired: Selected in 14th round of 1996 June Free Agent Draft

Signed By: Wil Rutenschroer

Career Notes: Graduated Beechwood (Ft. Mitchell, KY) High, 1993...attended Eastern Kentucky University...was 2nd in average, 4th in hits and 5th in HR and RBI in the Northwest League in 1996...named to Carolina League All-Star team in 1999...tied for 4th in batting average in the Carolina League in 1999.

YEAR	CLUB	AVG.	G	AB	R	H	2B	3B	HR	RBI	BB	SO	SB
1996	Spokane	.307	71	283	46	87	12	1	13	58	31	64	17
1997	Lansing	.293	107	393	64	115	22	6	12	73	42	79	13
1998	Wilmington	.222	110	338	53	75	18	3	8	50	53	94	13
1999	Wilmington	.293	119	450	73	132	27	4	16	73	45	93	29
	Minor League Totals	.279	407	1464	236	409	79	14	49	254	171	330	72

Juan Ramon Brito, C

Ht.: 5-11; **Wt.:** 185; **Bats:** Right; **Throws:** Right

Born: 11-7-79 in Santiago Rodriguez, DR; **Opening Day Age:** 20

Resides: Santiago Rodriguez, DR

Acquired: Signed as a non-drafted free agent, 11-11-96

Signed By: Luis Silverio

Career Notes: Graduated Liceo Juan Pablo Duarte (DR) High, 1996.

YEAR	CLUB	AVG.	G	AB	R	H	2B	3B	HR	RBI	BB	SO	SB
1997	Gulf Coast	.314	25	70	14	22	4	0	3	15	5	5	0
1998	Lansing	.245	63	212	16	52	7	0	0	22	17	41	2
1999	Charleston	.240	61	208	14	50	6	0	0	19	11	37	1
	Wilmington	.283	14	46	3	13	1	0	0	1	1	11	0
	Wichita	.091	4	11	0	1	0	0	0	0	2	3	0
	Omaha	.286	2	7	1	2	2	0	0	0	0	2	0
	Minor League Totals	.253	169	554	48	140	20	0	3	57	36	99	3

Henry Jovanny Calderon, 3B

Ht.: 6-1; **Wt.:** 170; **Bats:** Right; **Throws:** Right
Born: 8-3-77 in Santo Domingo, DR; **Opening Day Age:** 22
Resides: Santo Domingo, DR
Acquired: Signed as a non-drafted free agent, 11-8-95
Signed By: Luis Silverio and Andres Lopez

Career Notes: Graduated Liceo El Million (DR) High, 1995...named to 1998 Topps Class A-Short Season Rookie League All-Star team at 3rd base...also named to Northwest League All-Star team...was tied for 2nd in hits, tied for 3rd in runs and was 4th with a .337 batting average and 143 total bases in the NWL.

YEAR	CLUB	AVG.	G	AB	R	H	2B	3B	HR	RBI	BB	SO	SB
1996	Salcedo	.291	53	148	26	43	11	0	2	19	16	15	13
1997	Salcedo	.333	15	54	15	18	7	1	1	13	9	9	3
	Gulf Coast	.245	43	139	17	34	5	3	1	15	10	31	3
1998	Spokane	.337	72	282	58	95	17	2	9	48	25	66	19
1999	Charleston	.227	130	459	49	104	29	1	7	56	21	106	33
Minor League Totals		.272	313	1082	165	294	69	7	20	151	81	227	71

Enrique Nomar (Kiko) Calero, RHP

Ht.: 6-1; **Wt.:** 170; **Bats:** Right; **Throws:** Right
Born: 1-9-75 in Santurce, PR; **Opening Day Age:** 25
Resides: Rio Piedras, PR

Acquired: Selected in 27th round of 1996 June Free Agent Draft
Signed By: Cliff Pastornicky and Albert Gonzalez

Career Notes: Graduated University Gardens (PR) High, 1993...attended Miami Dade Kendall Junior College...attended St. Thomas University in Miami, FL...finished 4th in the Northwest League in ERA in 1996...named Rookie of the Year in the Puerto Rican Winter League in 1996...was 2-1 with a 2.76 ERA in 12 games (11 starts)...pitched 45.2 innings allowing 42 hits while striking out 33...named to the Texas League All-Star team in 1997...was 6th in the Texas League in ERA in 1999.

YEAR	CLUB	W-L	ERA	G	GSC	GSHO	SV	IP	H	R	ER	BB	SO
1996	Spokane	4-2	2.52	17	11	0	0	1	75.0	77	34	21	18
1997	Wichita	11-9	4.44	23	22	2	0	0	127.2	120	78	63	44
1998	Lansing	1-0	3.78	4	4	0	0	0	16.2	19	7	7	10
	Wilmington	7-3	2.86	17	17	0	0	0	97.2	74	33	31	51
	Wichita	1-0	9.64	3	3	0	0	0	14.0	23	16	15	6
1999	Wichita	9-3	4.11	26	23	1	1	1	129.1	143	67	59	57
Minor League Totals		33-17	3.83	90	80	3	1	2	460.1	456	235	196	183

Richard Wylie (Wylie) Campbell, SS

Ht.: 5-11; **Wt.:** 180; **Bats:** Switch; **Throws:** Right
Born: 3-27-75 in Fort Worth, TX; **Opening Day Age:** 25
Resides: Dallas, TX

Acquired: Purchased from Northern League, 6-28-99
Signed By: Johnny Almaraz (Cincinnati Reds)

Career Notes: Graduated Southwest (Fort Worth, TX) High, 1993...attended University of Texas...originally selected in 7th round of 1996 June Free Agent Draft by the Cincinnati Reds...released by the Reds on 1-12-99...played in the Northern League for the New Jersey Jackals to begin the 1999 season...purchased from New Jersey by Kansas City.

YEAR	CLUB	AVG.	G	AB	R	H	2B	3B	HR	RBI	BB	SO	SB
1996	Billings	.371	70	259	69	96	15	7	0	30	45	29	24
1997	Charleston	.272	121	453	73	123	18	4	0	36	41	80	34
1998	Burlington	.269	75	234	33	63	8	0	0	20	34	35	18
1999	New Jersey	.217	12	46	5	10	0	0	0	5	3	6	3
	Wilmington	.241	45	137	22	33	4	0	1	17	25	29	6
Minor League Totals		.288	323	1129	202	325	45	11	1	108	148	179	85

Jeremy Alan Carr, OF

Ht.: 5-9; **Wt.:** 180; **Bats:** Right; **Throws:** Right

Born: 3-30-71 in El Segundo, CA; **Opening Day Age:** 29

Resides: Boise, ID

Acquired: Selected in 23rd round of 1993 June Free Agent Draft

Signed By: Floyd Chandler

Career Notes: Graduated El Segundo (CA) High, 1989...attended Cuesta JC and Cal-State Fullerton...cited by *Baseball America* as the Best Base-Runner in the Midwest League in 1994...tied for 8th in the minors and was 3rd in the California League in stolen bases in 1995...was tied for 8th in Class A in runs and was 11th in walks...led California League 2nd baseman in total chances (692), putouts (325), assists (346) and double plays (102), while tying for 1st in games...was 3rd in the league in walks, tied for 4th in runs and was 5th in at bats...finished 2nd in Royals Minor League system and 2nd in Texas League in stolen bases in 1996...only 3 players in Double-A and Triple-A had more stolen bases...played winter ball for the Honolulu Sharks in 1996...named to All-Star team finishing first in runs (39), stolen bases (19), walks (31) and on-base percentage (.406)...finished 4th in the Texas League in on-base percentage (.408) and tied for 4th in stolen bases in 1997...hit safely in 31 straight games from April 25 - May 28 (47-for-126, .370)...was the 2nd longest streak in the minor leagues in 1997.

YEAR	CLUB	AVG.	G	AB	R	H	2B	3B	HR	RBI	BB	SO	SB
1993	Eugene	.228	42	136	33	31	2	5	0	12	20	18	30
1994	Rockford	.256	121	437	85	112	9	5	1	32	60	59	52
1995	Wilmington	.231	5	13	1	3	1	0	0	0	1	3	0
	Bakersfield	.257	128	499	92	128	22	2	1	38	79	73	52
1996	Wichita	.260	129	453	68	118	23	2	6	40	47	64	41
1997	Wichita	.306	91	340	76	104	19	1	8	40	50	53	39
	Omaha	.267	35	120	17	32	3	2	2	9	15	17	12
1998	Omaha	.292	49	178	40	52	14	3	5	23	19	31	19
1999	Omaha	.262	73	275	47	72	12	1	4	25	42	58	15
Minor League Totals		.266	673	2451	459	652	105	21	27	219	333	376	260

Timothy Steven (Tim) Carr, RHP

Ht.: 6-2; **Wt.:** 180; **Bats:** Right; **Throws:** Right

Born: 12-20-77 in Westlake Village, CA; **Opening Day Age:** 22

Resides: Westlake Village, CA

Acquired: Selected in Rule 5 draft from Binghamton (New York Mets) for Omaha, 12-13-99

Signed By: Chuck Hensley (New York Mets)

Career Notes: Graduated Westlake (Westlake Village, CA) High, 1996...selected by New York Mets in 35th round of 1996 June Free Agent Draft...led Gulf Coast League Mets in saves in 1996.

YEAR	CLUB	W-L	ERA	G	GSC	GSHO	SV	IP	H	R	ER	BB	SO
1996	Gulf Coast Mets	0-3	3.86	16	2	0	0	6	39.2	34	20	17	13
1997									(Did Not Play)				
1998	Pittsfield	3-5	5.81	23	1	0	0	1	48.0	54	44	31	29
1999	Capital City	6-4	1.58	45	0	0	0	0	68.1	58	18	12	20
Minor League Totals		9-12	3.46	84	3	0	0	7	156.0	146	82	60	62

Joseph Franklin (Joe) Caruso, 2B

Ht.: 5-9; **Wt.:** 190; **Bats:** Right; **Throws:** Right

Born: 12-30-74 in Lock Haven, PA; **Opening Day Age:** 25

Resides: Lock Haven, PA

Acquired: Selected in 11th round of 1997 June Free Agent Draft

Signed By: Dennis Woody

Career Notes: Graduated Lock Haven (PA) High, 1993...attended the University of Alabama from 1993-97...named 1st team All-SEC and All-American in 1997...also named to the College World Series All-Tournament Team and was a candidate for the Golden Spikes Award...concluded career at Alabama as the school's all-time leader in games, runs, hits and total bases.

YEAR	CLUB	AVG.	G	AB	R	H	2B	3B	HR	RBI	BB	SO	SB
1997	Spokane	.299	57	194	48	58	12	3	5	36	29	30	10
1998	Lansing	.269	120	417	73	112	23	7	9	60	60	61	24
1999	Wilmington	.235	102	361	60	85	13	6	5	37	34	68	6
Minor League Totals		.262	279	972	181	255	48	16	19	133	123	159	40

Jose Gregorio Carvajal, RHP

Ht.: 6-0; Wt.: 175; Bats: Right; Throws: Right

Born: 8-18-81 in Acarigua, Portuguesa, Venezuela; Opening Day Age: 18

Resides: Agua Blancas, Edo Portuguesa, Venezuela

Acquired: Signed as a non-drafted free agent, 11-6-98

Signed By: Luis Silverio and Juan Indriago

Career Notes: Graduated Jose Maria Vargas (VZ) High, 1998.

YEAR	CLUB	W-L	ERA	G	GSC	GSHO	SV	IP	H	R	ER	BB	SO	
1999	Universidad	2-5	8.79	9	7	0	0	0	28.2	43	30	28	22	22

Javier Omar Castro, SS

Ht.: 6-0; Wt.: 155; Bats: Right; Throws: Right

Born: 2-18-82 in Santo Domingo, DR; Opening Day Age: 18

Resides: Santo Domingo, DR

Acquired: Signed as a non-drafted free agent, 9-24-98

Signed By: Luis Silverio and Andres Lopez

Career Notes: Graduated Sabana Centro (DR) High, 1998.

YEAR	CLUB	AVG.	G	AB	R	H	2B	3B	HR	RBI	BB	SO	SB
1999	Salcedo	.202	57	203	26	41	4	1	1	14	11	48	10

Michael Dale Clay, SS

Ht.: 6-0; Wt.: 200; Bats: Right; Throws: Right

Born: 10-3-76 in Talihina, OK; Opening Day Age: 23

Resides: Rattan, OK

Acquired: Selected in 33rd round of 1999 June Free Agent Draft

Signed By: Gerald Turner

Career Notes: Graduated Rattan (OK) High, 1995...graduated Seminole (OK) State College, 1997...attended Southeastern (OK) State University.

YEAR	CLUB	AVG.	G	AB	R	H	2B	3B	HR	RBI	BB	SO	SB
1999	Spokane	.149	31	87	9	13	4	0	1	4	4	15	1

Jesus Javier Coa, RHP

Ht.: 6-0; Wt.: 170; Bats: Right; Throws: Right

Born: 1-25-80 in Caripito, Edo Monagas, Venezuela; Opening Day Age: 20

Resides: Edo Bolivar, Venezuela

Acquired: Signed as a non-drafted free agent, 10-31-97

Signed By: Luis Silverio and Juan Indriago

Career Notes: Attended Siglo XXI High.

YEAR	CLUB	W-L	ERA	G	GSC	GSHO	SV	IP	H	R	ER	BB	SO	
1998	Salcedo	1-2	5.94	15	3	0	0	0	33.1	42	31	22	19	14
1999	Gulf Coast	1-1	5.74	7	2	0	0	0	26.2	36	22	17	13	11
Minor League Totals		2-3	5.85	22	5	0	0	0	60.0	78	53	39	32	25

Anthony Michael (Tony) Cogan, LHP

Ht.: 6-2; Wt.: 195; Bats: Left; Throws: Left

Born: 12-21-76 in Chicago, IL; Opening Day Age: 23

Resides: Highland Park, IL

Acquired: Selected in 12th round of 1999 June Free Agent Draft

Signed By: Dave Herrera

Career Notes: Graduated Highland Park (IL) High, 1995...received Economics Degree from Stanford University in 1999...pitched in 2 College World Series with the Cardinal...led the Pac-10 conference in ERA in 1999...named to Northwest League All-Star team in 1999.

YEAR	CLUB	W-L	ERA	G	GSC	GSHO	SV	IP	H	R	ER	BB	SO	
1999	Spokane	1-3	1.36	27	0	0	0	4	39.2	26	10	6	14	37

Oscar Valentin Colon, SS

Ht.: 6-0; Wt.: 165; Bats: Right; Throws: Right

Born: 2-14-81 in Santiago, DR; Opening Day Age: 19

Resides: Santiago, DR

Acquired: Signed as a non-drafted free agent, 6-3-98

Signed By: Luis Silverio and Pedro Silverio

Career Notes: Attended Colegio "Santo Nino de Antocha" (DR) High.

YEAR	CLUB	AVG.	G	AB	R	H	2B	3B	HR	RBI	BB	SO	SB
1998	Salcedo	.172	36	93	13	16	1	2	0	6	9	17	0
1999	Salcedo	.268	55	153	15	41	3	0	1	19	16	20	6
Minor League Totals		.232	91	246	28	57	4	2	1	25	25	37	6

Benjamin Gilbert (Ben) Cordova III, OF

Ht.: 5-11; **Wt.:** 195; **Bats:** Left; **Throws:** Left

Born: 12-3-79 in Colorado Springs, CO; **Opening Day Age:** 20

Resides: Ft. Myers, FL

Acquired: Selected in 3rd round of 1998 June Free Agent Draft

Signed By: Gary Johnson

Career Notes: Graduated Marian Catholic (San Diego, CA) High, 1998...was 1st in walks, tied for 1st in on-base percentage (.452) and tied for 5th in runs and home runs in the Gulf Coast League in 1999.

YEAR	CLUB	AVG.	G	AB	R	H	2B	3B	HR	RBI	BB	SO	SB
1999	Gulf Coast	.286	52	168	36	48	9	2	5	26	*51	50	12
	Spokane	.250	4	16	4	4	0	1	2	7	3	5	0
Minor League Totals		.283	56	184	40	52	9	3	7	33	54	55	12

Alvin Rafael Cuevas, C

Ht.: 6-1; **Wt.:** 195; **Bats:** Right; **Throws:** Right

Born: 9-24-80 in Santo Domingo, DR; **Opening Day Age:** 19

Resides: Santo Domingo, DR

Acquired: Signed as a non-drafted free agent, 7-18-99

Signed By: Luis Silverio and Diomedes Castellanos

Career Notes: Graduated Colegio San Francisco de Asis (Santo Domingo, DR) High...attended Universidad Nacional Pedro Henriquez Urena.

YEAR	CLUB	AVG.	G	AB	R	H	2B	3B	HR	RBI	BB	SO	SB
1999	Salcedo	.195	27	87	9	17	3	2	0	7	10	39	2

Michael Thomas (Mike) Curry, OF

Ht.: 5-10; **Wt.:** 190; **Bats:** Left; **Throws:** Right

Born: 2-15-77 in Jacksonville, FL; **Opening Day Age:** 23

Resides: Jacksonville, FL

Acquired: Selected in 6th round of 1998 June Free Agent Draft

Signed By: Balos Davis

Career Notes: Graduated University Christian (Jacksonville, FL) High, 1995...attended South Carolina University...was 3rd with 30 stolen bases in the Northwest League in 1998...named to South Atlantic League All-Star team in 1999...also 1st in on-base percentage (.413), 3rd in stolen bases and 7th in batting average in the SAL.

YEAR	CLUB	AVG.	G	AB	R	H	2B	3B	HR	RBI	BB	SO	SB
1998	Spokane	.251	67	227	53	57	8	2	1	25	46	41	30
1999	Charleston	.311	85	318	70	99	13	3	0	25	48	58	61
	Wilmington	.230	54	200	31	46	4	2	1	16	34	39	24
Minor League Totals		.271	206	745	154	202	25	7	2	66	128	138	115

Donovan Dewayne (Donnie) Delaney, RHP

Ht.: 5-10; **Wt.:** 200; **Bats:** Right; **Throws:** Right

Born: 3-24-74 in Shreveport, LA; **Opening Day Age:** 26

Resides: Bossier City, LA

Acquired: Selected in 45th round of 1993 June Free Agent Draft

Signed By: Dennis Woody and Ken Gonzalez

Career Notes: Graduated Haughton (LA) High, 1992...graduated Bossier Parrish (LA) Community College, 1994...named the Eugene Player of the Year by the Royals organization in 1994...tied for 1st in Carolina League in triples in 1995...converted to a pitcher for the 1998 season.

YEAR	CLUB	AVG.	G	AB	R	H	2B	3B	HR	RBI	BB	SO	SB
1994	Eugene	.269	63	234	35	63	16	1	6	33	13	50	7
1995	Wilmington	.250	114	360	22	90	13	+7	3	39	25	82	6
1996	Wilmington	.272	124	386	45	105	17	4	4	38	21	63	18
1997	Wilmington	.235	124	434	53	102	25	4	5	60	24	112	15
Minor League Totals		.255	425	1414	155	360	71	16	18	170	83	307	46

YEAR	CLUB	W-L	ERA	G	GSC	GS	SHO	SV	IP	H	R	ER	BB	SO
1998	Lansing	0-4	3.19	25	0	0	0	3	36.2	31	19	13	26	47
1999	Wilmington	0-3	5.40	23	0	0	0	3	25.0	25	17	15	28	26
Minor League Totals		0-7	4.09	48	0	0	0	6	61.2	56	36	28	54	73

Joseph Arnaldo Delgado, RHP

Ht.: 6-2; Wt.: 170; Bats: Right; Throws: Right

Born: 5-10-80 in La Guaira, Venezuela; Opening Day Age: 19

Resides: La Guaira, Venezuela

Acquired: Signed as a non-drafted free agent, 4-3-97

Signed By: Luis Silverio and Juan Indriago

Career Notes: Attended Liceo Salto del Angel (La Guaira, VZ) High.

YEAR	CLUB	W-L	ERA	G	GSC	GSHO	SV	IP	H	R	ER	BB	SO	
1997	Guacara 2	0-1	6.75	11	-	-	-	0	18.2	26	16	14	12	10
1998	Salcedo	8-0	2.31	15	15	0	0	0	81.2	56	34	21	34	50
1999	Gulf Coast	1-0	0.00	1	1	0	0	0	6.0	2	0	0	1	4
	Charleston	3-4	4.80	11	11	0	0	0	45.0	53	29	23	21	31
	Wilmington	0-1	4.70	2	1	0	0	0	7.2	6	4	4	2	5
Minor League Totals		12-6	3.51	40	28	0	0	0	159.0	143	83	62	70	100

Joseph William (Joe) Dillon, 3B/1B

Ht.: 6-2; Wt.: 205; Bats: Right; Throws: Right

Born: 8-2-75 in Modesto, CA; Opening Day Age: 24

Resides: Santa Rosa, CA

Acquired: Selected in 7th round of 1997 June Free Agent Draft

Signed By: Bill Price

Career Notes: Graduated Cardinal Newman (Santa Rosa, CA) High, 1993... attended Texas Tech University...named 1st team All-American by the National Collegiate Baseball Writers Association and 2nd team All-American by *Collegiate Baseball*, *Baseball America*, *The Sporting News* and the American Baseball Coaches Association...named the utility infielder on the Carolina League All-Star team in 1999...was 2nd in the league in games played and RBI.

YEAR	CLUB	AVG.	G	AB	R	H	2B	3B	HR	RBI	BB	SO	SB
1997	Spokane	.214	19	70	6	15	3	0	2	6	5	13	1
1998	Lansing	.261	73	268	37	70	17	2	15	43	36	57	9
1999	Wilmington	.264	134	503	73	133	31	2	16	90	59	124	9
Minor League Totals		.259	226	841	116	218	51	4	33	139	100	194	19

Timothy Francis (Tim) Dougherty, C

Ht.: 6-0; Wt.: 200; Bats: Right; Throws: Right

Born: 3-31-77 in Kansas City, MO; Opening Day Age: 23

Resides: Raymore, MO

Acquired: Signed as a non-drafted free agent, 7-9-99

Signed By: Phil Huttman and John Wathan

Career Notes: Graduated O'Hara (MO) High, 1995...attended Rockhurst (MO) College...named to Division II World Series All-Tournament team.

YEAR	CLUB	AVG.	G	AB	R	H	2B	3B	HR	RBI	BB	SO	SB
(2000 will be first year in professional baseball)													

Ryan Lawrence Douglass, RHP

Ht.: 6-3; Wt.: 200; Bats: Right; Throws: Right

Born: 12-3-78 in Pittsburgh, PA; Opening Day Age: 21

Resides: Pittsburgh, PA

Acquired: Selected in 13th round of 1997 June Free Agent Draft

Signed By: Jerry Stephens

Career Notes: Graduated Canevin Catholic (Pittsburgh, PA) High, 1997.

YEAR	CLUB	W-L	ERA	G	GSC	GSHO	SV	IP	H	R	ER	BB	SO	
1997	Gulf Coast	5-1	3.05	12	9	1	1	0	56.0	66	21	19	12	35
1998	Gulf Coast	0-3	6.65	9	2	0	0	0	23.0	30	19	17	12	11
	Lansing	4-8	6.17	18	18	0	0	0	89.0	122	80	61	33	45
1999	Spokane	0-1	4.43	4	4	0	0	0	20.1	24	13	10	6	14
	Charleston	3-4	4.71	10	9	0	0	0	42.0	55	28	22	13	22
Minor League Totals		12-17	5.04	53	42	1	1	0	230.1	297	161	129	76	127

Casey Brent Dunn, C

Ht.: 5-10; Wt.: 190; Bats: Right; Throws: Right

Born: 10-3-76 in Birmingham, AL; Opening Day Age: 23

Resides: Vestavia, AL

Acquired: Selected in 15th round of 1999 June Free Agent Draft

Signed By: Dennis Woody

Career Notes: Graduated Vestavia (AL) High, 1995...attended Auburn University...named 2nd team All-American catcher by *Baseball America* in 1999...hit .379 for Auburn with 16 home runs and 86 RBI in 1999.

YEAR	CLUB	AVG.	G	AB	R	H	2B	3B	HR	RBI	BB	SO	SB
1999	Spokane	.294	58	218	34	64	7	1	11	49	19	28	0

Jose De Valle Durand, C

Ht.: 6-0; Wt.: 160; Bats: Right; Throws: Right

Born: 11-17-80 in Valencia, Venezuela; Opening Day Age: 19

Resides: Valencia, Edo Carabobo, Venezuela

Acquired: Signed as a non-drafted free agent, 10-31-97

Signed By: Luis Silverio and Graciano Ravelo

Career Notes: Graduated Colegio Alejo Zuloaga (Valencia, VZ) High, 1997...was 2nd in the Dominican League with 12 home runs in 1999.

YEAR	CLUB	AVG.	G	AB	R	H	2B	3B	HR	RBI	BB	SO	SB
1998	Salcedo	.218	25	78	11	17	1	0	2	9	7	26	3
1999	Salcedo	.283	58	191	24	54	9	0	12	32	22	67	8
Minor League Totals		.264	83	269	35	71	10	0	14	41	29	93	11

Mark William Ellis, SS

Ht.: 5-11; Wt.: 180; Bats: Right; Throws: Right

Born: 6-6-77 in Rapid City, SD; Opening Day Age: 22

Resides: Rapid City, SD

Acquired: Selected in 9th round of 1999 June Free Agent Draft

Signed By: Cliff Pastornicky

Career Notes: Graduated Stevens (SD) High, 1995...attended the University of Florida...was a member of 2 SEC Championship teams and played in 2 College World Series...named to Northwest League All-Star team in 1999...also named to Topps Class A-Short Season/Rookie League All-Star team...tied for the league lead in runs and was 7th in batting average...was tied for 1st in runs, tied for 2nd in hits, 3rd in at bats, 4th in stolen bases, 5th in walks and 7th in batting average in the Northwest League in 1999.

YEAR	CLUB	AVG.	G	AB	R	H	2B	3B	HR	RBI	BB	SO	SB
1999	Spokane	.327	71	281	+67	92	14	0	7	47	47	40	21

Alexis Encarnacion, RHP

Ht.: 6-0; Wt.: 150; Bats: Right; Throws: Right

Born: 9-26-82 in Villa Mella, DR; Opening Day Age: 17

Resides: Villa Mella, DR

Acquired: Signed as a non-drafted free agent, 8-4-99

Signed By: Luis Silverio and Andres Lopez

Career Notes: Attended Ramon Matias Mella (DR) High.

YEAR	CLUB	W-L	ERA	G	GSC	SHO	SV	IP	H	R	ER	BB	SO
(2000 will be first year in professional baseball)													

Roman Gabriel Escamilla, C

Ht.: 5-10; Wt.: 200; Bats: Right; Throws: Right

Born: 1-21-74 in Corpus Christi, TX; Opening Day Age: 26

Resides: Corpus Christi, TX

Acquired: Selected in 17th round of 1996 June Free Agent Draft

Signed By: Terry Wetzel

Career Notes: Graduated Mary Carroll (Corpus Christi, TX) High, 1992...attended the University of Texas in 1995 and '96.

YEAR	CLUB	AVG.	G	AB	R	H	2B	3B	HR	RBI	BB	SO	SB
1996	Spokane	.217	46	152	11	33	7	0	2	21	12	22	1
1997	Wilmington	.251	57	167	19	42	7	0	1	21	28	30	0
1998	Wichita	.264	43	129	16	34	6	0	1	10	10	21	0
	Omaha	.000	1	1	0	0	0	0	0	0	0	1	0
1999	Wichita	.244	60	201	21	49	13	0	1	28	13	46	3
Minor League Totals		.243	207	650	67	158	33	0	5	80	63	120	4

Emiliano Z. Escandon, INF

Ht.: 5-10; Wt.: 180; Bats: Switch; Throws: Right

Born: 11-6-74 in Fontana, CA; Opening Day Age: 25

Resides: Ontario, CA

Acquired: Selected in 29th round of 1995 June Free Agent Draft

Signed By: Frank Baez

Career Notes: Graduated Chino (CA) High, 1992...attended Pomona Pitzer College from 1992-95...named to Carolina League All-Star team in 1998...was named the MVP of the Carolina League All-Star Game...led the league in walks...was 4th in the Texas League with 73 walks in 1999.

YEAR	CLUB	AVG.	G	AB	R	H	2B	3B	HR	RBI	BB	SO	SB
1995	Spokane	.318	13	44	7	14	1	1	1	12	6	11	1
1996	Lansing	.272	107	372	50	101	18	5	4	52	46	47	8
1997	Wilmington	.273	80	238	40	65	9	3	2	32	57	54	9
1998	Wilmington	.261	116	353	50	92	23	1	5	58	74	64	5
1999	Wichita	.259	120	340	59	88	18	5	7	57	73	46	5
Minor League Totals		.267	436	1347	206	360	69	15	19	211	256	222	28

James S. (Jim) Essian III, C

Ht.: 6-3; Wt.: 215; Bats: Switch; Throws: Right

Born: 11-8-79 in Southfield, MI; Opening Day Age: 20

Resides: Troy, MI

Acquired: Selected in 32nd round of 1998 June Free Agent Draft

Signed By: Jason Bryans

Career Notes: Graduated Troy (MI) High, 1998...son of former Major Leaguer Jim Essian, Jr.

YEAR	CLUB	AVG.	G	AB	R	H	2B	3B	HR	RBI	BB	SO	SB
1999	Gulf Coast	.197	30	71	13	14	4	1	0	8	24	26	3

Anibal Alexis Figueroa, 1B

Ht.: 6-1; Wt.: 175; Bats: Right; Throws: Right

Born: 1-21-82 in Barahona, DR; Opening Day Age: 18

Resides: Barahona, DR

Acquired: Signed as a non-drafted free agent, 9-16-99

Signed By: Luis Silverio and Andres Lopez

Career Notes: Attended Escuela Eleonor Felix (DR) High.

YEAR	CLUB	AVG.	G	AB	R	H	2B	3B	HR	RBI	BB	SO	SB
(2000 will be first year in professional baseball)													

Edwin Franco, LHP

Ht.: 6-0; Wt.: 160; Bats: Left; Throws: Left

Born: 5-18-77 in New York, NY; Opening Day Age: 22

Resides: Santo Domingo, DR

Acquired: Selected in 11th round of 1999 June Free Agent Draft

Signed By: Albert Gonzalez

Career Notes: Graduated San Francisco de Asis (Santo Domingo, DR) High, 1994...graduated Gulf Coast (FL) Community College, 1997...attended Florida International University.

YEAR	CLUB	W-L	ERA	G	GSC	GS	SHO	SV	IP	H	R	ER	BB	SO
1999	Gulf Coast	0-0	0.00	2	0	0	0	0	3.0	1	0	0	0	4
	Spokane	0-0	2.08	3	1	0	0	0	4.1	5	1	1	2	6
Minor League Totals		0-0	1.23	5	1	0	0	0	7.1	6	1	1	2	10

Jeremy Alan Freitas, 1B/OF

Ht.: 6-3; Wt.: 215; Bats: Left; Throws: Right

Born: 2-4-75 in Hanford, CA; Opening Day Age: 25

Resides: Hanford, CA

Acquired: Selected in 25th round of 1998 June Free Agent Draft

Signed By: Frank Baez

Career Notes: Graduated Hanford (CA) High, 1993...attended Fresno State University and was a member of the 1995 WAC Champions...graduated from USC with degrees in Psychology and Sociology in 1998...was a member of the 1998 National Championship team at USC.

YEAR	CLUB	AVG.	G	AB	R	H	2B	3B	HR	RBI	BB	SO	SB
1998	Spokane	.305	54	197	31	60	19	0	7	45	24	39	0
1999	Charleston	.247	85	300	38	74	20	2	13	52	37	80	3
Minor League Totals		.270	139	497	69	134	39	2	20	97	61	119	3

Rafael Garcia, RHP

Ht.: 6-1; Wt.: 190; Bats: Right; Throw: Right

Born: 10-24-79 in Nagua, D.R.; Opening Day Age: 20

Resides: Nagua, D.R.

Acquired: Signed as a non-drafted free agent, 8-24-96

Signed By: Luis Silverio and Diomedes Castellanos

Career Notes: Graduated Escuda San Jose de Villa (D.R.) High, 1996.

YEAR	CLUB	W-L	ERA	G	GSC	GSHO	SV	IP	H	R	ER	BB	SO
1997	Salcedo	3-4	3.67	20	5	0	0	61.1	60	42	25	25	45
1998	Salcedo	3-3	3.33	18	5	0	0	46.0	41	31	17	20	43
1999	Gulf Coast	4-2	4.61	9	5	0	0	41.0	44	24	21	13	44
Minor League Totals		10-9	3.82	47	15	0	0	148.1	145	97	63	58	132

Raul Jesus Garcia, RHP

Ht.: 5-9; Wt.: 170; Bats: Right; Throw: Right

Born: 12-23-76 in Miami, FL; Opening Day Age: 23

Resides: Miami, FL

Acquired: Selected in 26th round of 1999 June Free Agent

Signed By: Albert Gonzalez and Carlos Pasqual

Career Notes: Graduated Christopher Columbus (Miami, FL), 1995...attended Florida International University...tied for 1st in games pitched and was 2nd in wins in the Northwest League in 1999.

YEAR	CLUB	W-L	ERA	G	GSC	GSHO	SV	IP	H	R	ER	BB	SO
1999	Spokane	9-2	2.39	+32	0	0	0	52.2	47	18	14	21	64

Christopher Coleman (Chris) George, LHP

Ht.: 6-1; Wt.: 165; Bats: Left; Throw: Left

Born: 9-16-79 in Houston, TX; Opening Day Age: 20

Resides: Spring, TX

Acquired: Selected as a sandwich pick between the 1st and 2nd rounds (31st overall) in the 1998 June Free Agent Draft

Signed By: Bill Price

Career Notes: Graduated Klein (TX) High, 1998...led his team to the Texas State title as a senior, while earning *USA Today* Texas State Player of the Year honors...turned down a scholarship to Rice University to sign with the Royals...went 15-0 with 3 saves and a 1.15 ERA as a senior, striking out 164 and allowing just 59 hits in 110 innings...tossed 15 complete games including 4 shutouts...was a compensation pick for the loss of free agent Jay Bell...assigned to the Gulf Coast Rookie League for his professional debut...pitched in Florida Instructional League following the season...did not permit an earned run in 17 innings in the FIL...named as the Royals 9th best prospect by *Baseball America* following the season...tied for 2nd in games started, tied for 4th in strikeouts and was 6th in ERA in the Carolina League in 1999.

YEAR	CLUB	W-L	ERA	G	GSC	GSHO	SV	IP	H	R	ER	BB	SO
1998	Gulf Coast	0-1	2.87	5	4	0	0	15.2	14	9	5	4	10
1999	Wilmington	9-7	3.60	27	27	0	0	145.0	142	65	58	53	142
Minor League Totals		9-8	3.53	32	31	0	0	160.2	156	74	63	57	152

Byron Earl Gettis, OF

Ht.: 6-2; Wt.: 220; Bats: Right; Throws: Right

Born: 3-13-80 in Centreville, IL; Opening Day Age: 20

Resides: Centreville, IL

Acquired: Signed as a non-drafted free agent, 6-29-98

Signed By: Craig Struss

Career Notes: Graduated Cahokia (IL) High, 1998...was offered a football scholarship to Minnesota to play quarterback for the Gophers...tied for 5th with 5 home runs in the Gulf Coast League in 1999.

YEAR	CLUB	AVG.	G	AB	R	H	2B	3B	HR	RBI	BB	SO	SB
1998	Gulf Coast	.216	27	88	11	19	2	0	0	4	4	20	0
1999	Gulf Coast	.316	28	95	20	30	6	2	5	21	17	21	3
	Charleston	.295	43	149	19	44	7	2	2	13	10	36	10
Minor League Totals		.280	98	332	50	93	15	4	7	38	31	77	13

Jason Edward Gilfillan, RHP

Ht.: 6-6; **Wt.:** 215; **Bats:** Right; **Throws:** Right

Born: 8-31-76 in Shelby, NC; **Opening Day Age:** 23

Resides: Blacksburg, SC

Acquired: Selected in 12th round of 1997 June Free Agent Draft

Signed By: Balos Davis

Career Notes: Graduated Blacksburg (SC) High, 1994...attended Limestone (SC) College.

YEAR	CLUB	W-L	ERA	G	GSC	GSHO	SV	IP	H	R	ER	BB	SO
1997	Spokane	2-1	5.06	16	0	0	0	16.0	16	13	9	16	22
1998	Gulf Coast	1-1	8.00	7	6	0	0	9.0	10	8	8	4	6
	Spokane	0-0	4.91	6	0	0	0	7.1	7	5	4	6	8
1999	Spokane	4-1	5.71	25	0	0	0	34.2	31	23	22	22	37
	Charleston	0-1	14.66	8	0	0	0	11.2	22	21	19	6	9
Minor League Totals		7-4	7.09	62	6	0	0	78.2	86	70	62	54	82

Billy James (Jimmy) Gobble, LHP

Ht.: 6-3; **Wt.:** 175; **Bats:** Left; **Throws:** Left

Born: 7-19-81 in Bristol, TN; **Opening Day Age:** 18

Resides: Bristol, VA

Acquired: Selected as a sandwich pick between the 1st and 2nd rounds (43rd overall) in 1999 June Free Agent Draft

Signed By: Paul Faulk

Career Notes: Graduated John Battle (VA) High, 1999.

YEAR	CLUB	W-L	ERA	G	GSC	GSHO	SV	IP	H	R	ER	BB	SO
1999	Gulf Coast	0-0	2.70	4	1	0	0	6.2	6	3	2	5	8

Alexis De Jesus Gomez, OF

Ht.: 6-2; **Wt.:** 160; **Bats:** Left; **Throws:** Left

Born: 8-6-80 in Loma de Cabrera, Dasabon, DR; **Opening Day Age:** 19

Resides: Loma de Cabrera, Dasabon, DR

Acquired: Signed as a non-drafted free agent, 2-21-97

Signed By: Luis Silverio and Andres Lopez

Career Notes: Attended Liceo General Jose Cabrera (DR) High....ranked 3rd in at bats and runs, tied for 3rd in games, 5th in walks and tied for 5th in hits and home runs in the Gulf Coast League in 1999.

YEAR	CLUB	AVG.	G	AB	R	H	2B	3B	HR	RBI	BB	SO	SB
1997	Salcedo	.351	64	248	51	87	12	9	0	42	33	52	9
1998	Salcedo	.283	67	233	51	66	11	3	1	34	50	46	17
1999	Gulf Coast	.276	56	214	44	59	12	1	5	31	32	48	13
Minor League Totals		.305	187	695	146	212	35	13	6	107	115	146	39

Edwin Domingo Gonzalez, RHP

Ht.: 5-10; **Wt.:** 175; **Bats:** Right; **Throws:** Right

Born: 8-13-77 in Santo Domingo, DR; **Opening Day Age:** 22

Resides: Santo Domingo, DR

Acquired: Signed as a non-drafted free agent, 2-23-95

Signed By: Luis Silverio and Oscar Martinez

Career Notes: Graduated Contro Educatino Tamayo (DR) High, 1994... finished 2nd in ERA, tied for 2nd in shutouts and tied for 4th in complete games in the South Atlantic League in 1999.

YEAR	CLUB	W-L	ERA	G	GSC	GSHO	SV	IP	H	R	ER	BB	SO
1995	Salcedo	3-1	2.66	35	0	0	10	50.2	55	27	15	19	40
1996	Gulf Coast	5-3	3.75	12	8	1	0	57.2	60	32	24	14	39
1997	Gulf Coast	2-1	1.93	3	3	1	0	18.2	16	8	4	3	12
	Lansing	3-5	3.65	11	11	0	0	69.0	67	32	28	15	58
1998	Lansing	8-3	3.40	23	22	0	0	127.0	120	57	48	39	106
	Wilmington	1-0	1.23	5	2	0	0	22.0	17	4	3	1	34
1999	Charleston	7-6	2.24	27	13	3	2	120.1	101	37	30	28	136
	Wilmington	1-1	6.55	5	0	0	0	11.0	14	12	8	4	8
Minor League Totals		30-20	3.02	121	59	5	2	476.1	450	209	160	123	433

Julian Antonio Gonzalez, OF

Ht.: 6-2; **Wt.:** 220; **Bats:** Right; **Throws:** Right
Born: 2-10-77 in Rio Piedras, PR; **Opening Day Age:** 23
Resides: Greenbelt, MD
Acquired: Selected in 36th round of 1999 June Free Agent Draft
Signed By: Paul Faulk
Career Notes: Graduated Avon Park (FL) High, 1995...attended University of Virginia.

YEAR	CLUB	AVG.	G	AB	R	H	2B	3B	HR	RBI	BB	SO	SB
1999	Spokane	.250	16	52	5	13	2	1	1	6	9	17	1

Luis Enrique Gonzalez, C

Ht.: 6-2; **Wt.:** 175; **Bats:** Right; **Throws:** Right
Born: 11-8-82 in Puerto La Cruz, Anzuategui, Venezuela
Opening Day Age: 17; **Resides:** Portuaria Guanta, Venezuela
Acquired: Signed as a non-drafted free agent, 7-16-99
Signed By: Jose Guarache
Career Notes: Attended Manuel Reyes Bravo High.

YEAR	CLUB	AVG.	G	AB	R	H	2B	3B	HR	RBI	BB	SO	SB
(2000 will be first year in professional baseball)													

Jason Earl William Gooding, LHP

Ht.: 5-11; **Wt.:** 190; **Bats:** Right; **Throws:** Left
Born: 7-29-74 in Cambridge, Ontario, Canada; **Opening Day Age:** 25
Resides: Cambridge, Ontario, Canada
Acquired: Selected in 5th round of 1997 June Free Agent Draft
Signed By: Bill Price
Career Notes: Graduated Presion (Cambridge, Ontario) High, 1992...attended Texarkana College and Texas Tech University...was 2nd in the Texas League with 13 wins in 1999.

YEAR	CLUB	W-L	ERA	G	GSC	GSHO	SV	IP	H	R	ER	BB	SO
1997	Spokane	4-0	2.26	11	11	0	0	55.2	44	16	14	11	58
	Lansing	0-1	5.79	1	1	0	0	4.2	6	5	3	1	3
1998	Wichita	5-7	5.22	25	23	0	0	129.1	171	93	75	43	88
1999	Wichita	13-7	4.73	23	23	0	0	139.0	176	80	73	39	63
	Omaha	0-1	6.00	1	1	0	0	6.0	8	4	4	1	2
Minor League Totals		22-16	4.54	61	59	0	0	334.2	405	198	169	95	194

David Michael Goodwin, 1B/3B

Ht.: 6-1; **Wt.:** 205; **Bats:** Right; **Throws:** Right
Born: 3-26-75 in Kansas City, KS; **Opening Day Age:** 25
Resides: Overland Park, KS
Acquired: Signed as a non-drafted free agent, 6-4-98
Signed By: Gary Coleman
Career Notes: Graduated St. Thomas Aquinas (Overland Park, KS) High, 1993 ...graduated Johnson County (KS) Community College in 1995...attended Central Missouri State University...played in Division II World Series in 1997 and '98...named 1st-team All-American first baseman in 1998...hit .458 with the Mules with 18 home runs and 74 RBI...led the team in runs (76) and stolen bases (19)...his .883 slugging percentage was a CMSU single-season record...hit .435 overall in 2 seasons with the Mules, 2nd all-time in school history...won Gulf Coast League batting title in 1998...finished tied for 1st in doubles and was 2nd in on-base percentage (.441), tied for 2nd in extra base hits (24), 3rd in slugging percentage (.548) and 4th in hits...named to GCL All-Star team.

YEAR	CLUB	AVG.	G	AB	R	H	2B	3B	HR	RBI	BB	SO	SB
1998	Gulf Coast	.367	48	177	26	65	+20	0	4	33	20	33	0
1999	Charleston	.286	128	490	68	140	29	6	9	73	45	123	10
	Wichita	.300	3	10	3	3	0	0	0	0	1	3	0
Minor League Totals		.307	179	677	97	208	49	6	13	106	66	159	10

Junior Ernesto Guerrero, RHP

Ht.: 6-2; **Wt.:** 175; **Bats:** Right; **Throws:** Right

Born: 8-21-79 in Santo Domingo, DR; **Opening Day Age:** 20

Resides: Santo Domingo, DR

Acquired: Signed as a non-drafted free agent, 12-5-96

Signed By: Luis Silverio and Andres Lopez

Career Notes: Graduated San Antonio De Paula (DR) High, 1996...named the 10th best prospect in the Gulf Coast League by *Baseball America* following the 1998 season...named Royals Minor League Pitcher of the Year in 1999 after posting a combined record of 11-5 with a 2.31 ERA in 28 starts at Charleston and Wilmington.

YEAR	CLUB	W-L	ERA	G	CS	GS	SHO	SV	IP	H	R	ER	BB	SO
1997	Salcedo	4-4	5.30	16	15	0	0	0	71.1	70	61	42	45	67
1998	Gulf Coast	4-4	3.23	13	6	0	0	0	61.1	57	24	22	19	58
1999	Charleston	7-3	2.76	19	19	0	0	0	104.1	90	39	32	45	113
	Wilmington	4-2	1.40	9	9	0	0	0	51.1	30	10	8	26	68
Minor League Totals		19-13	3.25	57	49	0	0	0	288.1	247	134	104	135	306

Jonathan Niscliry Guzman, OF

Ht.: 6-1; **Wt.:** 170; **Bats:** Right; **Throws:** Right

Born: 8-28-80 in Santiago Rodrigues, DR; **Opening Day Age:** 19

Resides: Los Almagigo, Santiago Rodrigues, DR

Acquired: Obtained from New York Mets in exchange for shortstop Shane Halter, 3-22-99

Signed By: Eddie Toledo (New York Mets)

Career Notes: Originally signed as a non-drafted free agent by the New York Mets on 6-23-98.

YEAR	CLUB	AVG.	G	AB	R	H	2B	3B	HR	RBI	BB	SO	SB
1998	Estadio Mets	.251	67	227	50	57	0	5	7	38	33	73	32
1999	Gulf Coast	.241	43	141	23	34	4	1	2	14	21	46	11
Minor League Totals		.247	110	368	73	91	4	6	9	52	54	119	43

Juan Francisco Guzman, SS

Ht.: 5-10; **Wt.:** 150; **Bats:** Switch; **Throws:** Right

Born: 5-27-80 in Santiago, DR; **Opening Day Age:** 19

Resides: Santiago, DR

Acquired: Signed as a non-drafted free agent, 6-9-97

Signed By: Luis Silverio and Andres Lopez

Career Notes: Attended Liceo Santiago Guzman Espailat (DR) High.

YEAR	CLUB	AVG.	G	AB	R	H	2B	3B	HR	RBI	BB	SO	SB
1997	Salcedo	.251	60	183	41	46	8	3	3	32	34	44	14
1998	Salcedo	.232	64	194	43	45	7	7	0	20	37	47	12
1999	Gulf Coast	.187	30	96	11	16	4	0	0	7	10	36	7
Minor League Totals		.226	154	473	95	107	19	10	3	59	81	127	33

James Patrick (Pat) Hallmark, C/OF

Ht.: 6-0; **Wt.:** 170; **Bats:** Right; **Throws:** Right

Born: 12-31-73 in Houston, TX; **Opening Day Age:** 26

Resides: Houston, TX

Acquired: Selected in 18th round of 1995 June Free Agent Draft

Signed By: Terry Wetzel

Career Notes: Graduated Westbury (TX) High, 1992...graduated Alvin (TX) Community College in 1994...played college baseball at Rice University...named to the Carolina League All-Star team in 1998.

YEAR	CLUB	AVG.	G	AB	R	H	2B	3B	HR	RBI	BB	SO	SB
1995	Spokane	.304	56	227	36	69	11	0	4	25	13	37	5
1996	Lansing	.280	118	453	68	127	23	5	1	53	34	80	33
1997	Lansing	.284	88	306	49	87	13	6	0	39	28	43	22
	Wilmington	.300	27	100	22	30	5	0	2	11	12	16	8
1998	Wilmington	.272	103	364	59	99	19	1	5	35	46	71	33
1999	Wichita	.285	75	242	35	69	7	2	5	24	21	62	14
Minor League Totals		.284	467	1692	269	481	78	14	17	187	154	309	115

Charles Edward Hamilton, RHP

Ht.: 6-4; **Wt.:** 200; **Bats:** Right; **Throws:** Right

Born: 12-29-78 in Greenville, MS; **Opening Day Age:** 21

Resides: Hollandale, MS

Acquired: Selected in 17th round of 1998 June Free Agent Draft

Signed By: Mike Lee

Career Notes: Graduated Hollandale Simmons (MS) High, 1998.

YEAR	CLUB	W-L	ERA	G	GSC	GSHO	SV	IP	H	R	ER	BB	SO
1998	Gulf Coast	2-1	4.38	15	0	0	0	24.2	25	22	12	15	19
1999													
(Did not play)													
Minor League Totals		2-1	4.38	15	0	0	0	24.2	25	22	12	15	19

Todd Michael Haney, INF

Ht.: 5-9; **Wt.:** 165; **Bats:** Right; **Throws:** Right

Born: 7-30-65 in Galveston, TX; **Opening Day Age:** 34

Resides: San Antonio, TX

Acquired: Signed as a free agent, 1-20-00

Signed By: Bill Barkley (Seattle Mariners)

Career Notes: Graduated Richfield (Waco, TX) High, 1993...was a teammate of catcher Tim Spehr...attended Panola (TX) Junior College where he earned All-American honors...graduated from University of Texas in 1987 with a Liberal Arts degree...was a two-time All-Conference selection for the Longhorns and played in the 1987 College World Series...named MVP of Bellingham (A) club in 1987...traded to Detroit Tigers on 1-21-91 for pitcher Dave Richards...released on 4-4-91 and signed with Montreal organization on 4-7...led American Association second basemen in fielding percentage (.971), double plays (74) and assists (381) in 1991...promoted to Montreal on 9-8-92 and made Major League debut on 9-9-92...collected first three Major League hits on 9-30 vs. St. Louis...named to International League All-Star team in 1993...tied for 4th in the league in hits, was 5th in bats and was 6th in doubles...signed with the Chicago Cubs organization on 12-14-93...promoted from Iowa (AAA) to Cubs on 7-8-94...hit first Major League home run on 7-28-94 vs. Pittsburgh's Mark Dewey...started the 1995 season in Iowa before being promoted to Chicago on 7-28...fractured his left wrist on 9-19 and missed the remainder of the season...finished the 1995 campaign with a 10-game hitting streak (18-for-36, .500)...hit .411 for the Cubs in 25 games...split time between Iowa and Chicago in 1996...signed by Seattle organization on 12-12-96...acquired by Houston on 4-11-97...signed by New York Mets on 12-17-98...led the International League in hitting with a .345 average at Norfolk in 1998 and finished 2nd in on-base percentage...named to International League All-Star team...made Mets debut on 9-8 at Philadelphia as a pinch-hitter...spent the entire 1999 season at Norfolk hitting .311 in 122 games...became a free agent on 10-15-99...wife, Kira, works for the San Antonio Spurs.

YEAR	CLUB	AVG.	G	AB	R	H	2B	3B	HR	RBI	BB	SO	SB
1987	Bellingham	.254	66	252	57	64	11	2	5	27	44	33	18
1988	Wausau	.281	132	452	66	127	23	2	7	52	56	54	35
1989	San Bernardino	.252	25	107	10	27	5	0	0	7	7	14	2
	Williamsport	.269	115	401	59	108	20	4	2	31	49	43	13
1990	Williamsport	.500	1	2	0	1	1	0	0	0	1	0	0
	Calgary	.339	108	419	81	142	15	6	1	36	37	38	16
1991	Indianapolis	.312	132	510	68	159	32	3	2	39	47	49	11
1992	Indianapolis	.265	57	200	30	53	14	0	6	33	37	34	1
	Montreal	.300	7	10	0	3	1	0	0	1	0	0	0
1993	Ottawa	.291	136	506	69	147	30	4	3	46	36	56	11
1994	Iowa	.292	83	305	48	89	22	1	3	35	28	29	9
	Chicago Cubs	.162	17	37	6	6	0	0	1	2	3	3	2
1995	Iowa	.313	90	326	38	102	20	2	4	30	28	21	2
	Chicago Cubs	.411	25	73	11	30	8	0	2	6	7	11	0
1996	Iowa	.246	66	240	20	59	13	0	2	19	10	24	3
	Chicago Cubs	.134	49	82	11	11	1	0	0	3	7	15	1
1997	Tacoma	.353	4	17	3	6	4	0	0	2	2	2	0
	New Orleans	.282	115	454	63	128	25	0	2	63	43	50	5
1998	Norfolk	*.345	117	440	84	152	33	4	3	51	55	44	11
	St. Lucie	.250	1	4	1	1	0	0	0	0	0	0	1
	New York Mets	.000	3	3	0	0	0	0	0	0	1	0	0
1999	Norfolk	.311	122	447	82	139	25	6	5	48	73	43	7
Major League Totals		.244	101	205	28	50	10	0	3	12	18	29	3
Minor League Totals		.296	1370	5082	779	1504	293	34	45	519	562	534	145

Corey David Hart, 2B

Ht.: 6-0; **Wt.:** 180; **Bats:** Switch; **Throws:** Right

Born: 9-5-75 in Oklahoma City, OK; **Opening Day Age:** 24

Resides: Oklahoma City, OK

Acquired: Selected in 23rd round of 1998 June Free Agent Draft

Signed By: Gerald Turner

Career Notes: Graduated Westmoore (Oklahoma City) High, 1994...graduated Connors State (OK) Community College, 1996...attended University of Oklahoma...was 3rd in the Northwest League in walks and 4th in on-base percentage (.431) in 1998.

YEAR	CLUB	AVG.	G	AB	R	H	2B	3B	HR	RBI	BB	SO	SB
1998	Spokane	.242	58	157	25	38	6	0	3	21	50	38	8
1999	Charleston	.190	92	295	43	56	16	3	0	39	58	62	13
Minor League Totals		.208	150	452	68	94	22	3	3	60	108	100	21

Kenneth Eugene (Ken) Harvey, 1B

Ht.: 6-2; **Wt.:** 240; **Bats:** Right; **Throws:** Right

Born: 3-1-78 in Los Angeles, CA; **Opening Day Age:** 22

Resides: Cerritos, CA

Acquired: Selected in 5th round of 1999 June Free Agent Draft

Signed By: Craig Struss

Career Notes: Graduated Beverly Hills (CA) High, 1996...graduated from the University of Nebraska, 2000...led the nation in hitting his senior year at Nebraska hitting .478 in 57 games...was 7th in the nation in slugging percentage (.862), tied for 8th with 107 hits, T11th with 193 total bases, T16th with 86 RBI and T17th with 23 home runs...led the Huskers to the Big 12 Conference title...named Big 12 Player of the Week 4 times...named 1st team All-American by *Baseball America* in 1999...was a finalist for the Golden Spikes Award for the outstanding collegiate baseball player...led the Northwest League with a .397 batting average in 1999...his average fell just 6 points short of the NWL record set by Boise's Ron McNeely in 1976...also led the league with a .477 on-base percentage and a .598 slugging percentage...was named as the DH on the Northwest League All-Star team and Topps Class A-Short Season/Rookie League All-Star team...also named Howe Sports "Star of Stars" award winner for overall statistical performance.

YEAR	CLUB	AVG.	G	AB	R	H	2B	3B	HR	RBI	BB	SO	SB
1999	Spokane	.397	56	204	49	81	17	0	8	41	23	30	7

Runelvys Antonio Hernandez, RHP

Ht.: 6-3; **Wt.:** 185; **Bats:** Right; **Throws:** Right

Born: 9-27-80 in Santo Domingo, DR; **Opening Day Age:** 19

Resides: Santo Domingo, DR

Acquired: Signed as a non-drafted free agent, 1-6-98

Signed By: Luis Silverio and Andres Lopez

Career Notes: Graduated Cesar Nicolas Pension (DR) High, 1997.

YEAR	CLUB	W-L	ERA	G	GSCG	SHO	SV	IP	H	R	ER	BB	SO
1998	Salcedo	0-2	5.29	19	2	0	0	32.1	31	26	19	29	27
1999	Salcedo	2-2	3.06	16	2	0	0	5	32.1	23	19	11	36
Minor League Totals		2-4	4.18	35	4	0	0	5	64.2	54	45	30	63

Pedro Antonio Herrera, RHP

Ht.: 6-2; **Wt.:** 180; **Bats:** Right; **Throws:** Right

Born: 5-24-79 in Santo Domingo, DR; **Opening Day Age:** 20

Resides: Santo Domingo, DR

Acquired: Signed as a non-drafted free agent, 11-2-95

Signed By: Luis Silverio and Andres Lopez

Career Notes: Graduated Jose Marie Travieso Soto (DR) High, 1995... switched to a pitcher in 1999.

YEAR	CLUB	AVG.	G	AB	R	H	2B	3B	HR	RBI	BB	SO	SB
1996	Gulf Coast	.253	31	99	8	25	4	0	0	10	3	21	1
1997	Gulf Coast	.297	36	101	15	30	2	0	0	7	7	22	2
1998	Spokane	.274	25	73	11	20	2	2	0	7	11	13	1
Minor League Totals		.275	92	273	34	75	8	2	0	24	21	56	4

YEAR	CLUB	W-L	ERA	G	GSCG	SHO	SV	IP	H	R	ER	BB	SO
1999	Gulf Coast	0-0	0.00	5	0	0	0	3	6.0	1	0	0	5
	Spokane	1-0	6.30	16	0	0	0	0	20.0	27	18	14	14
Minor League Totals		1-0	4.85	21	0	0	0	3	26.0	28	18	14	19

Norris Stephen Hopper, 2B

Ht.: 5-10; Wt.: 170; Bats: Right; Throws: Right

Born: 3-24-79 in Shelby, NC; Opening Day Age: 21

Resides: Shelby, NC

Acquired: Selected in 8th round of 1998 June Free Agent Draft

Signed By: Balos Davis

Career Notes: Graduated Shelby (NC) High, 1998...was 3rd steals in the Gulf Coast League in 1999.

YEAR	CLUB	AVG.	G	AB	R	H	2B	3B	HR	RBI	BB	SO	SB
1998	Gulf Coast	.308	40	133	19	41	2	1	0	11	13	12	11
1999	Gulf Coast	.257	46	179	33	46	3	2	0	13	19	20	22
	Charleston	.500	5	22	3	11	0	2	0	2	0	1	1
Minor League Totals		.293	91	334	55	98	5	5	0	26	32	33	34

Brian Scott Johnson, C

Ht.: 6-1; Wt.: 190; Bats: Right; Throws: Right

Born: 4-20-77 in Wichita, KS; Opening Day Age: 22

Resides: Derby, KS

Acquired: Selected in 24th round of 1999 June Free Agent Draft

Signed By: Craig Struss

Career Notes: Graduated Derby (KS) High, 1995...received Associate of Arts Degree from Cloud County (KS) Community College...attended the University of Nebraska...was a member of the Huskers 1999 Big 12 Conference championship team.

YEAR	CLUB	AVG.	G	AB	R	H	2B	3B	HR	RBI	BB	SO	SB
1999	Spokane	.248	41	137	18	34	7	0	1	22	12	20	4

Craig Ryan Jones, RHP

Ht.: 6-2; Wt.: 190; Bats: Right; Throws: Right

Born: 5-18-77 in Fountain Valley, CA; Opening Day Age: 22

Resides: Westminster, CA

Acquired: Selected in 16th round of 1998 June Free Agent Draft

Signed By: Frank Baez

Career Notes: Graduated LaQuinta (Westminster, CA) High, 1995...attended University of Southern California...played on the 1998 National Championship team.

YEAR	CLUB	W-L	ERA	G	GSC	GSHO	SV	IP	H	R	ER	BB	SO	
1999	Spokane	1-1	6.23	2	2	0	0	0	8.2	11	8	6	1	4

James Troy King Jr., LHP

Ht.: 5-11; Wt.: 195; Bats: Switch; Throws: Left

Born: 7-21-77 in Pensacola, FL; Opening Day Age: 22

Resides: Pensacola, FL

Acquired: Signed as a non-drafted free agent, 6-17-99

Signed By: Dennis Woody

Career Notes: Graduated Escambia (Pensacola, FL) High, 1995...attended Wallace State (Hanceville, AL) Community College, Jefferson Davis (Baton, AL) Junior College and University of Mobile (AL)...was a member of Division II Juco World Series champions at Jefferson Davis...tied for 5th in wins and was 6th in ERA in the Northwest League in 1999.

YEAR	CLUB	W-L	ERA	G	GSC	GSHO	SV	IP	H	R	ER	BB	SO	
1999	Spokane	7-2	3.88	17	7	0	0	0	72.0	60	38	31	29	63

Jesse Kurtz-Nicholl, LHP

Ht.: 6-0; Wt.: 185; Bats: Left; Throws: Left

Born: 6-7-77 in Washington D.C.; Opening Day Age: 22

Resides: Malibu, CA

Acquired: Selected in 10th round of 1999 June Free Agent Draft

Signed By: Chet Sergio

Career Notes: Graduated University (Los Angeles, CA) High, 1995...graduated from Rice University in 1999 with a degree in Sociology and Religious Studies...was a member of the Owls 1997 and '99 College World Series teams...was 7-1 with a 2.61 ERA in 38 games for Rice in 1999.

YEAR	CLUB	W-L	ERA	G	GSC	GSHO	SV	IP	H	R	ER	BB	SO	
1999	Spokane	5-2	3.08	24	0	0	0	0	38.0	39	19	13	14	38

Wilfredo Laureano, C

Ht.: 6-0; Wt.: 175; Bats: Right; Throws: Right

Born: 11-4-80 in Hato Mayor, DR; Opening Day Age: 19

Resides: Hato Mayor, DR

Acquired: Signed as a non-drafted free agent, 7-6-97

Signed By: Luis Silverio and Rafael Vasquez

Career Notes: Attended Colegio Advertista Dominicano (DR) High.

YEAR	CLUB	AVG.	G	AB	R	H	2B	3B	HR	RBI	BB	SO	SB
1998	Salcedo	.252	42	159	22	40	2	0	1	22	7	20	1
1999	Salcedo	.246	42	142	23	35	7	1	3	17	13	29	6
Minor League Totals		.249	84	301	45	75	9	1	4	39	20	49	7

Aaron Kent Lineweaver, RHP

Ht.: 6-0; Wt.: 210; Bats: Right; Throws: Right

Born: 7-26-73 in Houston, TX; Opening Day Age: 26

Resides: Denton, TX

Acquired: Selected in 20th round of 1996 June Free Agent Draft

Signed By: Terry Wetzel

Career Notes: Graduated Carroll (South Lake, TX) High, 1992...attended Dallas Baptist University...selected to play in the Carolina League All-Star Game in 1998...tied for 1st in the league with 13 wins...was 2nd in complete games, tied for 2nd in shutouts, was 3rd in innings pitched and 4th in ERA.

YEAR	CLUB	W-L	ERA	G	GSC	GSHO	SV	IP	H	R	ER	BB	SO	
1996	Spokane	3-4	7.53	21	5	0	0	1	49.0	62	43	41	23	34
1997	Lansing	7-1	3.33	21	9	0	0	0	83.2	89	38	31	28	73
1998	Wilmington	+13-5	2.79	26	26	5	2	0	168.0	136	62	52	54	116
1999	Wilmington	8-6	3.55	17	16	0	0	0	101.1	96	45	40	36	75
	Wichita	4-3	5.28	9	7	0	0	1	44.1	49	32	26	15	20
	Omaha	0-1	6.00	1	1	0	0	0	6.0	6	4	4	3	3
Minor League Totals		35-20	3.86	95	64	5	2	2	452.1	438	224	194	159	321

Samuel DeJesus Lopez, RHP

Ht.: 6-4; Wt.: 160; Bats: Right; Throws: Right

Born: 6-15-82 in Villa Vasquez, DR; Opening Day Age: 17

Resides: Monte Cristy, DR

Acquired: Signed as a non-drafted free agent, 7-30-99

Signed By: Luis Silverio and Oscar Martinez

Career Notes: Attended Liceo José Martí in Monte Cristy, DR.

YEAR	CLUB	W-L	ERA	G	GSC	GSHO	SV	IP	H	R	ER	BB	SO	
1999	Salcedo	0-2	7.89	12	1	0	0	0	21.2	48	29	19	17	8

Thomas Lora, INF

Ht.: 5-10; Wt.: 165; Bats: Switch; Throws: Right

Born: 10-14-78 in Dajabon, DR; Opening Day Age: 21

Resides: Castanvela, Monte Cristy, DR

Acquired: Signed as a non-drafted free agent, 2-21-97

Signed By: Luis Silverio and Andres Lopez

Career Notes: Attended Liceo Pedro A. Pimentel (DR) High.

YEAR	CLUB	AVG.	G	AB	R	H	2B	3B	HR	RBI	BB	SO	SB
1997	Salcedo	.327	50	156	42	51	7	4	0	21	30	23	14
1998	Salcedo	.317	62	205	49	65	7	8	1	37	37	25	34
1999	Gulf Coast	.274	47	175	31	48	3	4	1	17	31	37	20
Minor League Totals		.306	159	536	122	164	17	16	2	75	98	85	68

Kevin William Lucas, 2B

Ht.: 5-11; Wt.: 180; Bats: Right; Throws: Right

Born: 7-13-77 in St. Louis, MO; Opening Day Age: 22

Resides: Festus, MO

Acquired: Signed as a non-drafted free agent, 6-17-99

Signed By: Gerald Turner

Career Notes: Graduated Festus (MO) High, 1995...received Associates Degree from Jefferson (MO) Junior College, 1997...attended Oklahoma State University...was a member of the Cowboys 1999 College World Series team...hit .345 in 66 games with 7 home runs and 46 RBI in 1999 for Oklahoma State.

YEAR	CLUB	AVG.	G	AB	R	H	2B	3B	HR	RBI	BB	SO	SB
1999	Spokane	.256	38	121	28	31	3	1	0	11	4	12	5

Julian (Willy) Made, RHP

Ht.: 6-2; Wt.: 180; Bats: Left; Throws: Right

Born: 11-16-82 in Bani, Perauia, DR; Opening Day Age: 17

Resides: San Cristobal, DR

Acquired: Signed as a non-drafted free agent, 10-13-99

Signed By: Luis Silverio and Andres Lopez

Career Notes: Attended Escuela Escondido (Bani, DR) High.

YEAR	CLUB	W-L	ERA	G	GSC	GSHO	SV	IP	H	R	ER	BB	SO
(2000 will be first year in professional baseball)													

Antonio Lopez (Tony) Mancha III, RHP

Ht.: 6-2; Wt.: 205; Bats: Switch; Throws: Right

Born: 10-9-78 in Las Cruces, NM; Opening Day Age: 21

Resides: Las Cruces, NM

Acquired: Selected in 14th round of 1997 June Free Agent Draft

Signed By: Bill Price

Career Notes: Graduated Las Cruces (NM) High, 1997.

YEAR	CLUB	W-L	ERA	G	GSC	GSHO	SV	IP	H	R	ER	BB	SO	
1997	Gulf Coast	2-6	3.28	13	7	0	0	2	49.1	53	28	18	11	47
1998	Gulf Coast	3-1	3.34	20	0	0	0	3	32.1	33	19	12	12	25
1999	Charleston	4-3	5.23	40	3	0	0	2	82.2	89	50	48	38	76
Minor League Totals		9-10	4.27	73	10	0	0	7	164.1	175	97	78	61	148

Carlos Martinez, LHP

Ht.: 5-11; Wt.: 155; Bats: Left; Throws: Left

Born: 7-29-78 in Santo Domingo, DR; Opening Day Age: 21

Resides: Santo Domingo, DR

Acquired: Signed as a non-drafted free agent, 12-5-96

Signed By: Luis Silverio and Andres Lopez

Career Notes: Graduated Colegio La Redoncion (DR) High, 1996.

YEAR	CLUB	W-L	ERA	G	GSC	GSHO	SV	IP	H	R	ER	BB	SO	
1997	Salcedo	0-1	9.00	4	0	0	0	0	6.0	9	8	6	0	4
	Gulf Coast	1-0	1.97	14	1	1	1	4	32.0	24	8	7	14	19
1998	Salcedo	7-3	4.39	22	0	0	0	2	28.2	26	22	14	18	28
1999	Gulf Coast	4-3	3.04	11	7	1	1	0	50.1	40	20	17	7	36
Minor League Totals		12-7	3.38	51	8	2	2	6	117.0	99	58	44	39	87

Hector Lisandro Martinez, OF

Ht.: 6-0; Wt.: 175; Bats: Right; Throws: Right

Born: 2-15-82 in Dajabon, DR; Opening Day Age: 18

Resides: Dajabon, DR

Acquired: Signed as a non-drafted free agent, 4-27-99

Signed By: Luis Silverio and Pedro Silverio

Career Notes: Graduated Liceo Manuel Arturo Machado (Dajabon, DR) High, 1999.

YEAR	CLUB	AVG.	G	AB	R	H	2B	3B	HR	RBI	BB	SO	SB
1999	Salcedo	.121	49	132	16	16	0	2	1	13	21	69	2

James Frederick McAuley, C

Ht.: 6-0; Wt.: 185; Bats: Right; Throws: Right

Born: 12-17-77 in Columbus, OH; Opening Day Age: 22

Resides: Dunwoody, GA

Acquired: Selected in 7th round of 1999 June Free Agent Draft

Signed By: Wil Rutenschroer

Career Notes: Graduated H.B. Plant (Tampa, FL) High, 1996...attended University of Louisville...named 1st team Conference USA in 1999.

YEAR	CLUB	AVG.	G	AB	R	H	2B	3B	HR	RBI	BB	SO	SB
1999	Spokane	.143	12	35	7	5	1	0	1	6	9	10	2

Steve Medrano, SS

Ht.: 6-0; **Wt.:** 150; **Bats:** Switch; **Throws:** Right

Born: 10-8-77 in Los Angeles, CA; **Opening Day Age:** 22

Resides: La Puente, CA

Acquired: Selected in 5th round of 1995 June Free Agent Draft

Signed By: Frank Baez

Career Notes: Graduated Bishop Amat (CA) High, 1995...selected to play in the Midwest League All-Star game in 1997 and 1998.

YEAR	CLUB	AVG.	G	AB	R	H	2B	3B	HR	RBI	BB	SO	SB
1996	Gulf Coast	.273	46	154	24	42	10	0	1	11	19	21	3
1997	Lansing	.221	97	321	35	71	7	5	0	29	34	39	10
1998	Lansing	.259	106	340	45	88	14	5	0	29	34	39	15
1999	Wilmington	.251	98	362	41	91	4	3	0	24	30	66	12
Minor League Totals		.248	347	1177	145	292	35	13	1	93	117	165	40

Wilkins Ramon Mercado, 3B

Ht.: 6-2; **Wt.:** 185; **Bats:** Right; **Throws:** Right

Born: 10-5-78 in Esperanza, Val Verde, DR; **Opening Day Age:** 21

Resides: Esperanza, Val Verde, DR

Acquired: Signed as a non-drafted free agent, 11-22-96

Signed By: Luis Silverio and Oscar Martinez

Career Notes: Graduated Cristobal Colon (DR) High, 1996.

YEAR	CLUB	AVG.	G	AB	R	H	2B	3B	HR	RBI	BB	SO	SB
1997	Salcedo	.280	66	250	42	70	15	5	2	44	22	29	3
1998	Salcedo	.311	67	254	43	79	16	2	2	49	27	24	8
1999	Gulf Coast	.266	41	128	17	34	5	1	3	15	17	23	1
Minor League Totals		.290	174	632	102	183	36	8	7	108	66	76	12

Roderick Russell (Rod) Metzler, INF/OF

Ht.: 5-11; **Wt.:** 185; **Bats:** Switch; **Throws:** Right

Born: 11-19-74 in Austin, TX; **Opening Day Age:** 25

Resides: Zionsville, IN

Acquired: Selected in 21st round of 1997 June Free Agent Draft

Signed By: Tony Levato

Career Notes: Graduated Manzano (Albuquerque, NM) High, 1992...received Bachelor's Degree in Aviation Technology from Purdue University in 1997...named Purdue MVP, Team Captain and 2nd Team All-Big 10 in 1997.

YEAR	CLUB	AVG.	G	AB	R	H	2B	3B	HR	RBI	BB	SO	SB
1997	Spokane	.228	62	224	37	51	5	5	3	31	18	48	9
1998	Lansing	.251	88	323	45	81	17	4	2	34	36	77	17
1999	Charleston	.264	130	462	64	122	23	7	7	60	48	98	29
	Wichita	.500	3	10	5	5	2	0	2	4	0	3	0
Minor League Totals		.254	283	1019	151	259	47	16	14	129	102	226	55

Ricardo Amaviy Montas, INF

Ht.: 6-1; **Wt.:** 170; **Bats:** Right; **Throws:** Right

Born: 3-9-77 in New York, NY; **Opening Day Age:** 23

Resides: Las Americas, Santo Domingo, DR

Acquired: Signed as a non-drafted free agent, 6-4-94

Signed By: Luis Silverio and Andres Lopez

Career Notes: Graduated Collegio San Martin De Porres (DR) High, 1994... finished 3rd in the Northwest League with a .909 stolen base percentage in 1998.

YEAR	CLUB	AVG.	G	AB	R	H	2B	3B	HR	RBI	BB	SO	SB
1994	Salcedo	.184	41	136	18	25	4	0	1	14	16	14	3
1995	Gulf Coast	.071	22	28	2	2	0	0	1	3	3	6	0
1996	Lansing	.292	8	24	1	7	0	0	0	0	2	4	0
	Gulf Coast	.264	50	182	25	48	6	1	2	22	20	31	5
1997	Spokane	.300	66	217	42	65	5	3	2	20	35	39	5
	Lansing	.300	4	10	0	3	0	0	0	1	0	2	0
1998	Spokane	.303	63	211	45	64	10	0	1	27	30	26	10
	Lansing	.229	51	140	21	32	4	1	1	14	22	28	4
1999	Wilmington	.246	98	349	46	86	15	0	2	31	47	60	4
Minor League Totals		.256	403	1297	200	332	44	5	10	132	175	212	31

Griffin Edward Moore, SS

Ht.: 6-2; **Wt.:** 195; **Bats:** Right; **Throws:** Right

Born: 4-29-76 in San Francisco, CA; **Opening Day Age:** 23

Resides: Columbia, MO

Acquired: Signed as a non-drafted free agent, 6-28-98

Signed By: Craig Struss

Career Notes: Graduated San Luis Obispo (CA) High, 1994...attended Cuesta (CA) College...attended University of Missouri.

YEAR	CLUB	AVG.	G	AB	R	H	2B	3B	HR	RBI	BB	SO	SB
1998	Gulf Coast	.231	35	117	13	27	5	0	2	12	11	11	4
1999	Charleston	.217	40	106	10	23	3	1	0	6	8	13	2
	Wilmington	.059	6	17	1	1	1	0	0	4	1	7	0
Minor League Totals		.213	81	240	24	51	9	1	2	22	20	31	6

Luis Sekou Kwame Morillo, OF

Ht.: 5-10; **Wt.:** 175; **Bats:** Right; **Throws:** Right

Born: 7-18-82 in La Victoria, Aragua, Venezuela; **Opening Day Age:** 17

Resides: La Victoria, Aragua, Venezuela

Acquired: Signed as a non-drafted free agent, 11-9-99

Signed By: Juan Indriago

YEAR	CLUB	AVG.	G	AB	R	H	2B	3B	HR	RBI	BB	SO	SB
(2000 will be first year in professional baseball)													

Robert Michael (Robbie) Morrison, RHP

Ht.: 6-0; **Wt.:** 215; **Bats:** Right; **Throws:** Right

Born: 12-7-76 in West Palm Beach, FL; **Opening Day Age:** 23

Resides: Loxahatchee, FL

Acquired: Selected in 2nd round of 1998 June Free Agent Draft

Signed By: Albert Gonzalez

Career Notes: Graduated Wellington (FL) Community High, 1995...attended University of Miami where he was the Canes closer for 3 years...named 3rd team All-American by Collegiate Baseball...played in 3 College World Series...is 2nd in career saves for Miami with 33...also played in the Cape Cod League and for Team USA...finished 2nd in the Northwest League in saves and games finished (22) in 1998...was also 2nd in the relief point standings with 45 points.

YEAR	CLUB	W-L	ERA	G	GSC	GSHO	SV	IP	H	R	ER	BB	SO
1998	Spokane	3-0	2.13	26	0	0	0	13	25.1	15	8	6	18
1999	Wilmington	2-5	2.27	28	0	0	0	6	43.2	31	13	11	13
	Wichita	2-0	2.01	15	0	0	0	5	22.1	26	7	5	7
Minor League Totals		7-5	2.17	69	0	0	0	24	91.1	72	28	22	38

Kenneth Scott (Scott) Mullen, LHP

Ht.: 6-2; **Wt.:** 190; **Bats:** Right; **Throws:** Left

Born: 1-17-75 in San Benito, TX; **Opening Day Age:** 25

Resides: Beaufort, SC

Acquired: Selected in 7th round of 1996 June Free Agent Draft

Signed By: Terry Wetzel

Career Notes: Graduated Beaufort (SC) High, 1993...attended Dallas Baptist University...tied for 2nd in games started, was 4th in strikeouts and tied for 5th in innings pitched in Northwest League in 1996, his 1st professional season...combined for a 9-6 record and a 4.04 ERA in 27 starts at Lansing and Wilmington in 1997...earned All-Star honors in the Carolina League in 1998...named the Carolina League Pitcher of the Week for the week of June 4-10...promoted to Wichita on June 25...combined for a 16-6 record at Wilmington and Wichita in 1998 with a 3.06 ERA...his 16 wins tied for 3rd highest among all minor league pitchers and led all Kansas City farmhands...added to the 40-man winter roster for the 1st time in his career in 11-98...pitched for Caguas in the Puerto Rican Winter League following the 1998 season...was outrighted off the 40-man roster on 12-22-99.

YEAR	CLUB	W-L	ERA	G	GSC	GSHO	SV	IP	H	R	ER	BB	SO
1996	Spokane	5-6	3.92	15	15	0	0	80.1	78	45	35	29	78
1997	Lansing	5-2	3.70	16	16	0	0	92.1	90	46	38	31	78
	Wilmington	4-4	4.55	11	11	0	0	59.1	64	35	30	26	43
1998	Wilmington	8-4	2.21	14	14	1	1	85.2	68	28	21	25	56
	Wichita	8-2	4.11	12	12	0	0	70.0	66	34	32	26	42
1999	Wichita	4-3	4.01	9	9	0	0	49.1	47	28	22	18	30
	Omaha	6-7	6.26	20	20	0	0	119.1	150	91	83	53	87
Minor League Totals		40-28	4.22	97	97	1	1	556.1	563	307	261	208	414

Taylor Mark Myers, RHP

Ht.: 6-0; **Wt.:** 180; **Bats:** Right; **Throws:** Right
Born: 11-8-77 in Las Vegas, NV; **Opening Day Age:** 22
Resides: Henderson, NV
Acquired: Selected in 2nd round of 1996 June Free Agent Draft
Signed By: Bob Bishop

Career Notes: Graduated Green Valley (Henderson, NV) High, 1996...pitched Green Valley High to the Nevada 3-A State Championship...sat out the 1996 season with strained ligaments in his right elbow...participated in 1996 Instructional League...was 6th in the Gulf Coast League in ERA in 1997...also tied for 1st with 2 shutouts and tied for 2nd with 2 complete games...tossed a 1-hitter vs. the Rangers on 8-22-97 (4-0).

YEAR	CLUB	W-L	ERA	G	GSC	GSHO	SV	IP	H	R	ER	BB	SO	
1997	Gulf Coast	5-4	2.41	11	10	2	*2	0	59.2	48	21	16	20	48
	Lansing	1-1	9.26	8	2	0	0	1	23.1	29	24	24	13	19
1998	Spokane	0-0	5.79	1	1	0	0	0	4.2	4	3	3	3	1
	Lansing	0-0	3.60	1	1	0	0	0	5.0	5	3	2	1	1
1999	Gulf Coast	0-2	18.00	3	3	0	0	0	4.0	10	8	8	2	3
Minor League Totals		6-7	4.93	24	17	2	2	1	96.2	96	59	53	39	72

Eric Lee Nelson, 2B

Ht.: 5-11; **Wt.:** 180; **Bats:** Switch; **Throws:** Right
Born: 5-2-77 in Waco, TX; **Opening Day Age:** 22
Resides: Missouri City, TX
Acquired: Selected in 8th round of 1999 June Free Agent Draft
Signed By: Gerald Turner

Career Notes: Graduated Elkins (TX) High, 1995...attended Baylor University...named All-Big 12 1st team 2nd baseman by the Big 12 coaches, the *Austin-Statesman*, *Dallas Morning News* and *Waco Tribune-Herald* in 1999...was 2nd in at bats and tied for 5th in triples in the Northwest League in 1999.

YEAR	CLUB	AVG.	G	AB	R	H	2B	3B	HR	RBI	BB	SO	SB
1999	Spokane	.278	69	284	51	79	18	4	8	52	33	65	12

Kelvin Osiris Nunez, RHP

Ht.: 6-6; **Wt.:** 185; **Bats:** Right; **Throws:** Right
Born: 3-21-83 in La Romana, DR; **Opening Day Age:** 17
Resides: La Romana, DR
Acquired: Signed as a non-drafted free agent, 12-4-99
Signed By: Luis Silverio and Rafael Vasquez
Career Notes: Attended La Romana (DR) High.

YEAR	CLUB	W-L	ERA	G	GSC	GSHO	SV	IP	H	R	ER	BB	SO
(2000 will be first year in professional baseball)													

Wesley Mitchell (Wes) Obermueller, RHP

Ht.: 6-2; **Wt.:** 195; **Bats:** Right; **Throws:** Right
Born: 12-22-76 in Cedar Rapids, IA; **Opening Day Age:** 23
Resides: Vinton, IA
Acquired: Selected 2nd round of 1999 June Free Agent Draft
Signed By: Phil Huttmann

Career Notes: Graduated Washington (Vinton, IA) High, 1995...graduated Kirkwood (Cedar Rapids, IA) Community College, 1997...was named 2nd team All-American at Kirkwood...received degree in Commercial Recreation from the University of Iowa, 1999.

YEAR	CLUB	W-L	ERA	G	GSC	GSHO	SV	IP	H	R	ER	BB	SO	
1999	Gulf Coast	2-1	2.58	11	7	0	0	0	38.1	33	16	11	12	39

Jose Orlando (Orlando) Ortega, RHP

Ht.: 5-11; **Wt.:** 170; **Bats:** Right; **Throws:** Right
Born: 9-20-79 in La Vega, DR; **Opening Day Age:** 20
Resides: La Vega, DR
Acquired: Signed as a non-drafted free agent, 12-13-96
Signed By: Luis Silverio and Diomedes Castellanos

YEAR	CLUB	W-L	ERA	G	GSC	GSHO	SV	IP	H	R	ER	BB	SO	
1997	Salcedo	3-2	5.90	26	3	0	0	3	58.0	63	53	38	41	34
1998	Salcedo	4-3	3.45	17	16	0	0	0	73.0	70	40	28	36	50
1999	Gulf Coast	1-5	5.91	12	9	0	0	0	53.1	67	48	35	30	27
Minor League Totals		8-10	4.93	55	28	0	0	3	184.1	200	141	101	107	111

Nicolas Y. (Nick) Ortiz, SS

Ht.: 6-0; **Wt.:** 185; **Bats:** Right; **Throws:** Right
Born: 7-9-73 in Cidra, PR; **Opening Day Age:** 26
Resides: Cidra, PR

Acquired: Signed as a free agent, 1-20-00

Signed By: Felix Delgado (Boston Red Sox)

Career Notes: Graduated Candela (PR) High, 1991...originally selected in 34th round of 1990 June Free Agent Draft by the Boston Red Sox...played in the Red Sox system from 1991-1997...signed by Montreal on 1-31-98...played at Harrisburg (AA) and Ottawa (AAA) before being outrighted back to Boston organization on 7-27-98...spent the remainder of the season at Trenton...signed as a free agent with Cleveland on 1-12-99...played at Akron (AA) and Buffalo (AAA) to begin the 1999 campaign...was outrighted to Los Angeles organization on 8-14-99 and spent the remainder of the season at San Antonio (AA)...became a free agent on 10-15-99.

YEAR	CLUB	AVG.	G	AB	R	H	2B	3B	HR	RBI	BB	SO	SB
1991	Gulf Coast	.260	35	100	16	26	3	1	0	13	21	23	1
1992	Elmira	.179	9	28	2	5	3	0	0	1	5	13	0
	Gulf Coast	.264	50	163	25	43	9	3	0	15	28	36	3
1993	Utica	.269	63	197	31	53	14	1	2	26	19	56	4
	Ft. Lauderdale	.205	36	112	9	23	9	1	1	14	9	39	2
1994	Sarasota	.269	81	283	34	76	18	3	2	40	21	57	2
1995	Sarasota	.247	91	304	38	75	20	1	5	38	27	68	6
1996	Michigan	.302	73	242	37	73	14	4	2	25	20	44	1
	Trenton	.223	38	130	20	29	4	0	3	13	13	28	2
1997	Trenton	.281	87	288	47	81	17	2	8	53	27	55	3
1998	Harrisburg	.270	56	163	18	44	11	2	6	24	18	37	2
	Ottawa	.094	12	32	1	3	1	0	0	0	6	10	0
	Trenton	.229	39	131	17	30	6	0	1	9	14	27	0
1999	Akron	.267	55	195	24	52	15	2	2	13	17	40	1
	Buffalo	.255	22	51	7	13	4	0	0	1	3	10	0
	San Antonio	.175	14	40	4	7	1	0	0	2	3	7	0
Minor League Totals		.257	761	2459	330	633	149	20	32	287	251	550	32

Carlos O. Pagan, C

Ht.: 5-9; **Wt.:** 195; **Bats:** Right; **Throws:** Right
Born: 11-2-75 in Chicago, IL; **Opening Day Age:** 24
Resides: Vega Baja, PR

Acquired: Selected in 20th round of 1997 June Free Agent Draft

Signed By: Dennis Woody

Career Notes: Graduated Lino Padron (PR) High, 1993...attended University of Mobile Alabama.

YEAR	CLUB	AVG.	G	AB	R	H	2B	3B	HR	RBI	BB	SO	SB
1997	Spokane	.279	26	68	13	19	2	0	1	10	4	13	0
1998	Wilmington	.218	77	202	24	44	11	0	7	27	19	48	1
1999	Charleston	.227	50	154	19	35	9	0	6	21	13	40	2
	Wilmington	.000	4	8	0	0	0	0	0	0	0	3	0
Minor League Totals		.227	157	432	56	98	22	0	14	58	36	104	3

Javier Pamus, RHP

Ht.: 6-1; **Wt.:** 195; **Bats:** Right; **Throws:** Right
Born: 2-11-75 in San Diego, CA; **Opening Day Age:** 25
Resides: Santee, CA

Acquired: Selected in 20th round of 1998 June Free Agent Draft

Signed By: Dave Herrera

Career Notes: Graduated St. Augustine (CA) High, 1993...attended San Jose State University.

YEAR	CLUB	W-L	ERA	G	GSC	SHO	SV	IP	H	R	ER	BB	SO
1998	Spokane	2-1	5.20	12	4	0	0	36.1	40	30	21	16	33
	Lansing	0-2	13.00	7	1	0	0	9.0	15	14	13	6	8
1999	Charleston	3-3	2.79	44	0	0	4	90.1	87	37	28	34	81
Minor League Totals		5-6	4.11	63	5	0	4	135.2	142	81	62	56	122

Carlos Jose Paredes, RHP

Ht.: 6-0; **Wt.:** 170; **Bats:** Right; **Throws:** Right

Born: 5-10-76 in Sabana de la Mar, DR; **Opening Day Age:** 23

Resides: Sabana de la Mar, DR

Acquired: Purchased from Hiroshima Toyo Carp Baseball Club, 11-17-94

Signed By: Luis Silverio and Andres Lopez

Career Notes: Graduated Collegio Abigail Mejia (DR) High, 1994...brother of Cristian Paredes.

YEAR	CLUB	W-L	ERA	G	GSC	GSHO	SV	IP	H	R	ER	BB	SO
1995	Gulf Coast	4-2	3.53	10	10	0	0	51.0	56	28	20	17	37
1996	Lansing	7-8	4.85	23	23	0	0	118.2	138	75	64	69	72
1997	Lansing	0-1	9.00	5	0	0	0	7.0	8	7	7	8	9
	Wilmington	5-9	6.19	23	21	0	0	112.0	130	90	77	49	93
1998	Wilmington	4-0	3.97	37	0	0	0	45.1	53	29	20	24	46
1999	Wilmington	6-0	4.09	36	0	0	0	55.0	47	31	25	48	49
Minor League Totals		26-20	4.93	134	54	0	0	389.0	432	260	213	215	306

Justin Alan Pederson, RHP

Ht.: 6-1; **Wt.:** 190; **Bats:** Right; **Throws:** Right

Born: 9-5-74 in Eau Claire, WI; **Opening Day Age:** 25

Resides: Chippawa Falls, WI

Acquired: Selected in 15th round of 1997 June Free Agent Draft

Signed By: Tom McDevitt

Career Notes: Graduated Chippawa Falls (WI) High, 1993...attended University of Minnesota...finished 5th in the Northwest League in strikeouts and 7th in ERA in 1997...selected to play in the Midwest League All-Star Game in 1998...was 3rd in games started and 4th in wins in the MWL in 1998.

YEAR	CLUB	W-L	ERA	G	GSC	GSHO	SV	IP	H	R	ER	BB	SO
1997	Spokane	5-3	3.44	15	13	0	0	65.1	61	34	25	24	84
1998	Lansing	13-5	3.45	30	27	0	0	154.0	132	66	59	62	119
1999	Wilmington	4-4	4.54	34	4	0	2	77.1	87	46	39	40	67
Minor League Totals		22-12	3.73	79	44	0	2	296.2	260	146	123	126	270

Kit Donovan Pellow, 1B/3B

Ht.: 6-1; **Wt.:** 205; **Bats:** Right; **Throws:** Right

Born: 8-28-73 in Kansas City, MO; **Opening Day Age:** 26

Resides: Olathe, KS

Acquired: Selected in 22nd round of 1996 June Free Agent Draft

Signed By: Wil Rutenschroer

Career Notes: Graduated Olathe North (KS) High, 1992...received Associate of Arts Degree from Johnson County (KS) Community College...attended University of Arkansas...led Northwest League in RBI and slugging percentage (.559) in 1996...was tied for 2nd in extra base hits (38) and was 3rd in HR...selected to play in 1997 Midwest League All-Star game...named to Texas League All-Star team in 1998...was 2nd in the league in home runs, 3rd in slugging percentage (.580) and tied for 5th in extra base hits (56)...named to Pacific Coast League All-Star team and Topps Minor League Baseball Class AAA post-season All-Star team in 1999.

YEAR	CLUB	AVG.	G	AB	R	H	2B	3B	HR	RBI	BB	SO	SB
1996	Spokane	.287	71	279	48	80	18	2	18	66	20	52	8
1997	Lansing	.297	65	256	39	76	17	2	11	52	24	74	2
	Wichita	.249	68	241	40	60	12	1	10	41	21	72	5
1998	Wichita	.267	103	374	70	100	24	3	29	73	27	107	4
	Omaha	.185	14	54	8	10	3	0	2	6	2	19	2
1999	Omaha	.286	131	475	88	136	28	4	35	99	20	117	6
Minor League Totals		.275	452	1679	293	462	102	12	105	337	114	441	27

Geronimo Pena, RHP

Ht.: 6-4; **Wt.:** 165; **Bats:** Left; **Throws:** Right

Born: 11-10-82 in Moca, DR; **Opening Day Age:** 17

Resides: Puerto Plata, DR

Acquired: Signed as a non-drafted free agent, 9-6-99

Signed By: Luis Silverio and Diomedes Castellanos

Career Notes: Attended Programa Ya (Puerto Plata, DR) High.

YEAR	CLUB	W-L	ERA	G	GSC	GSHO	SV	IP	H	R	ER	BB	SO
(2000 will be first year in professional baseball)													

Roberto Pena, RHP

Ht.: 6-2; Wt.: 160; Bats: Right; Throws: Right

Born: 12-12-82 in Cabarete, Puerto Plata, DR; Opening Day Age: 17

Resides: Puerto Plata, DR

Acquired: Signed as a non-drafted free agent, 7-7-99

Signed By: Luis Silverio and Diomedes Castellanos

Career Notes: Attended Escuela Puerto Cabarete (Puerto Plata, DR) High.

YEAR	CLUB	W-L	ERA	G	GSC	GSHO	SV	IP	H	R	ER	BB	SO
(2000 will be first year in professional baseball)													

Joel Anthelvy Pereyra, C

Ht.: 5-11; Wt.: 165; Bats: Right; Throws: Right

Born: 6-20-83 in Sanchez, Samena, DR; Opening Day Age: 16

Resides: Nagua, DR

Acquired: Signed as a non-drafted free agent, 9-22-99

Signed By: Luis Silverio and Diomedes Castellanos

Career Notes: Graduated Liceo Secundario "Mercedes Bello" (Nagua, DR), 1997.

YEAR	CLUB	AVG.	G	AB	R	H	2B	3B	HR	RBI	BB	SO	SB
(2000 will be first year in professional baseball)													

Carlos Augusto Pichardo, RHP

Ht.: 5-10; Wt.: 145; Bats: Right; Throws: Right

Born: 3-5-78 in Jicome Arriba, Esperanza, DR; Opening Day Age: 22

Resides: Jicome Arriba, Esperanza, DR

Acquired: Signed as a non-drafted free agent, 4-2-96

Signed By: Luis Silverio

Career Notes: Graduated Cesar Nicolas Penson (DR) High, 1995...brother of former Royals pitcher Hipolito Pichardo...was 7th in GCL in relief points (21) in 1998.

YEAR	CLUB	W-L	ERA	G	GSC	GSHO	SV	IP	H	R	ER	BB	SO	
1996	Salcedo	3-6	5.61	19	8	1	0	1	51.1	71	52	32	13	24
1997	Salcedo	5-4	2.83	14	12	0	0	0	63.2	74	50	20	18	26
1998	Gulf Coast	0-0	1.47	14	0	0	0	7	18.1	6	4	3	8	9
	Lansing	0-0	13.50	5	0	0	0	0	6.0	11	9	9	2	3
1999	Spokane	1-2	3.77	4	4	0	0	0	14.1	14	15	6	10	10
	Charleston	2-3	2.57	10	8	0	0	0	42.0	44	19	12	22	24
Minor League Totals		11-15	3.77	66	32	1	0	8	195.2	220	149	82	73	96

Stephen Dwayne (Steve) Pihoda, LHP

Ht.: 6-6; Wt.: 215; Bats: Right; Throws: Left

Born: 12-7-72 in Weimer, TX; Opening Day Age: 27

Resides: Weimer, TX

Acquired: Selected in 20th round of 1995 June Free Agent Draft

Signed By: Terry Wetzel

Career Notes: Graduated Weimer (TX) High, 1991...attended Sam Houston State (TX) University...named to Carolina League All-Star team in 1996...led the league in relief points (75) and was 2nd in games finished (40) and 3rd in games pitched...led for the most saves by a pitcher in the Royals Minor League system...led the Texas League in games and was 4th in games finished (32) in 1997...named to the Texas League All-Star team in 1998...led the league in games pitched...was the Texas League Pitcher of the Week for July 7-13, 1998 posting a 2-0 record with a 2.70 ERA and 1 save.

YEAR	CLUB	W-L	ERA	G	GSC	GSHO	SV	IP	H	R	ER	BB	SO	
1995	Spokane	1-6	3.25	14	13	1	0	0	69.1	65	36	25	18	63
1996	Wilmington	6-6	1.47	47	0	0	0	25	79.1	50	17	13	22	89
1997	Wichita	0-3	3.24	*70	0	0	0	10	89.0	87	34	32	40	68
1998	Wichita	11-8	4.72	*58	3	0	0	3	122.0	140	76	64	23	85
1999	Wichita	6-3	4.00	49	0	0	0	2	78.2	91	43	35	15	51
Minor League Totals		24-26	3.47	238	16	1	0	40	438.1	433	206	169	118	356

Victor Latuan (Vic) Radcliff, OF

Ht.: 5-9; Wt.: 180; Bats: Right; Throws: Right

Born: 9-23-76 in Walterboro, SC; Opening Day Age: 23

Resides: Belvedere, SC

Acquired: Selected in 4th round of 1995 June Free Agent Draft

Signed By: Balos Davis

Career Notes: Graduated North Augusta (GA) High, 1995...was 5th in the Gulf Coast League in on-base percentage (.398) and 9th in batting average in 1996 ...was the MVP of the 1999 Carolina League All-Star game...tied for 3rd in the league with 8 triples in 1999.

YEAR	CLUB	AVG.	G	AB	R	H	2B	3B	HR	RBI	BB	SO	SB
1995	Gulf Coast	.280	38	123	25	32	8	2	4	15	12	24	3
1996	Gulf Coast	.309	48	165	24	51	11	2	3	20	15	34	1
1997	Lansing	.269	81	253	40	68	25	3	3	33	19	56	3
1998	Lansing	.261	66	253	42	66	15	4	5	33	26	53	12
	Wilmington	.226	41	137	14	31	6	0	2	19	3	34	5
1999	Wilmington	.265	114	393	62	104	22	8	7	56	28	69	13
	Minor League Totals	.266	388	1324	207	352	87	19	24	176	103	270	37

Charlie Ramirez, OF

Ht.: 6-1; Wt.: 175; Bats: Right; Throws: Right

Born: 6-1-79 in San Pedro de Macoris, DR; Opening Day Age: 20

Resides: San Pedro de Macoris, DR

Acquired: Signed as a non-drafted free agent, 11-8-95

Signed By: Luis Silverio and Andres Lopez

Career Notes: Graduated Liceo Santo Torres de Aquino (DR) High, 1995.

YEAR	CLUB	AVG.	G	AB	R	H	2B	3B	HR	RBI	BB	SO	SB
1996	Salcedo	.281	23	64	9	18	3	0	2	8	8	3	3
1997	Salcedo	.363	70	292	68	106	24	4	8	53	25	31	12
1998	Gulf Coast	.305	50	200	27	61	9	2	0	23	7	35	13
1999	Spokane	.263	54	179	34	47	7	3	2	15	14	30	8
	Charleston	.200	28	70	5	14	0	0	0	4	7	16	1
	Torreon (Mexico)	.253	24	91	13	23	3	0	0	8	13	9	1
	Minor League Totals	.300	249	896	156	269	46	9	12	111	74	124	38

Brent Eric Rasmussen, RHP

Ht.: 6-1; Wt.: 190; Bats: Right; Throws: Right

Born: 4-22-77 in Omaha, NE; Opening Day Age: 22

Resides: Omaha, NE

Acquired: Signed as a non-drafted free agent, 7-14-99

Signed By: Craig Struss

Career Notes: Graduated Ralston (NE) High, 1999...attended University of Nebraska-Omaha.

YEAR	CLUB	W-L	ERA	G	GSC	GSHO	SV	IP	H	R	ER	BB	SO	
1999	Gulf Coast	2-1	2.25	17	0	0	0	0	32.0	28	8	8	11	16

Gregg Ysmael Raymundo, 3B

Ht.: 6-1; Wt.: 190; Bats: Right; Throws: Right

Born: 3-3-77 in Fresno, CA; Opening Day Age: 23

Resides: Clovis, CA

Acquired: Selected in 13th round of 1999 June Free Agent Draft

Signed By: Bob Bishop

Career Notes: Graduated Buchanan (CA) High, 1995...graduated Fresno (CA) City College, 1997...attended Pepperdine University...named Junior College All-American at Fresno City College in 1997...was 2-time WAC 1st team at Pepperdine...ranks 2nd all-time for the Wave in home runs and batting average... hit .391 in 1999 with 16 home runs and 68 RBI...was 9th in the Northwest League with a .323 batting average.

YEAR	CLUB	AVG.	G	AB	R	H	2B	3B	HR	RBI	BB	SO	SB
1999	Spokane	.323	67	254	44	82	16	1	11	44	32	37	1

Rafael Angel Rinconnes, RHP

Ht.: 6-2; Wt.: 220; Bats: Right; Throws: Right

Born: 5-16-79 in Barcelona Anzoategui, Venezuela; Opening Day Age: 20

Resides: Puerto Piritu Anzoategui, Venezuela

Acquired: Signed as a non-drafted free agent, 10-8-96

Signed By: Luis Silverio and Graciano Ravelo

Career Notes: Graduated Pedro Robinson Herrera (Venezuela) High, 1995...led the Dominican League in ERA and was 2nd in wins and RBI in 1999.

YEAR	CLUB	W-L	ERA	G	GSC	GSHO	SV	IP	H	R	ER	BB	SO
1997	Salcedo	0-0	3.00	2	0	0	0	3.0	2	1	1	2	1
1998	Salcedo	4-3	4.18	16	12	0	0	60.1	48	32	28	28	53
1999	Salcedo	7-4	1.39	17	14	0	0	84.1	68	24	13	30	94
Minor League Totals		11-7	2.56	35	26	0	0	147.2	118	57	42	60	148

Jesus Rafael Rivas, OF

Ht.: 6-1; Wt.: 160; Bats: Switch; Throws: Right

Born: 3-23-83 in Lecheria, Anzoategui, Venezuela; Opening Day Age: 17

Resides: Anzoategui, Venezuela

Acquired: Signed as a non-drafted free agent, 7-19-99

Signed By: Albert Gonzalez and Jose Guarache

Career Notes: Graduated UE Puerto Piritud (VZ), 1999.

YEAR	CLUB	AVG.	G	AB	R	H	2B	3B	HR	RBI	BB	SO	SB
(2000 will be first year in professional baseball)													

John Preston (J.P.) Roberge, OF

Ht.: 6-0; Wt.: 200; Bats: Right; Throws: Right

Born: 9-12-72 in Los Angeles, CA; Opening Day Age: 27

Resides: Liberal, KS

Acquired: Signed as a free agent, 4-3-99

Signed By: Gail Henley (Los Angeles Dodgers)

Career Notes: Graduated St. Francis (La Canada, CA) High, 1990...attended University of Southern California...was originally selected in the 18th round of 1994 June Free Agent Draft by the Los Angeles Dodgers...was 3rd in RBI and 10th in batting average in the Texas League in 1997...was released by the Dodgers on 3-29-99.

YEAR	CLUB	AVG.	G	AB	R	H	2B	3B	HR	RBI	BB	SO	SB
1994	Yakima	.375	4	8	1	3	1	0	0	0	0	3	0
	Great Falls	.320	63	256	55	82	17	1	1	42	20	22	24
1995	San Bernardino	.287	116	450	92	129	22	1	17	59	34	62	31
	Vero Beach	.000	3	9	1	0	0	0	0	0	0	2	0
1996	San Bernardino	.364	12	44	8	16	3	1	1	6	3	9	1
	San Antonio	.293	62	232	28	68	14	2	6	27	14	39	9
	Albuquerque	.321	53	156	17	50	6	1	4	17	14	28	3
1997	San Antonio	.322	134	516	94	166	26	4	17	105	39	70	18
1998	Albuquerque	.303	136	475	83	144	30	1	10	67	31	64	22
1999	Omaha	.314	116	437	77	137	31	3	13	66	26	59	16
Minor League Totals		.308	699	2583	456	795	150	14	69	389	181	358	124

Michael (Mike) John Roberts, RHP

Ht.: 6-4; Wt.: 220; Bats: Right; Throws: Right

Born: 8-28-75 in Toledo, OH; Opening Day Age: 24

Resides: Wilbraham, MA

Acquired: Player purchased from Northern League, 7-27-99

Signed By: John Stewart (Atlanta Braves)

Career Notes: Graduated Minnechaug Regional (Wilbraham, MA) High, 1993...attended Florida Southern University...attended Siena College...originally selected in 21st round of 1997 June Free Agent Draft by Atlanta Braves...released by Braves on 3-26-98...signed by Texas Rangers organization on 4-30-98...released by Rangers on 6-30-98...played in Frontier League for Chillicothe Paints for the remainder of the 1998 season and began the 1999 season in the Northern League with the Sioux Falls Canaries.

YEAR	CLUB	W-L	ERA	G	GSC	GSHO	SV	IP	H	R	ER	BB	SO
1997	Eugene	7-6	7.08	15	15	0	0	75.0	104	63	59	33	33
1998	Gulf Coast Rangers	2-0	3.00	3	2	0	0	12.0	10	4	4	0	10
	Chillicothe	7-1	4.22	13	10	1	0	70.1	81	37	33	20	50
1999	Sioux Falls	4-1	0.88	18	0	0	0	30.2	21	4	3	4	22
	Wilmington	0-0	1.74	9	0	0	0	10.1	10	2	2	1	6
Minor League Totals		20-8	4.58	58	27	1	0	198.1	226	110	101	58	121

Mackeel Asibon Rodgers, SS

Ht.: 6-1; Wt.: 180; Bats: Switch; Throws: Right

Born: 4-30-81 in St. Croix, Virgin Islands; Opening Day Age: 18

Resides: Miami, FL

Acquired: Selected in 4th round of 1999 June Free Agent Draft

Signed By: Albert Gonzalez

Career Notes: Graduated Miami (FL) Jackson High, 1999.

YEAR	CLUB	AVG.	G	AB	R	H	2B	3B	HR	RBI	BB	SO	SB
1999	Gulf Coast	.200	31	105	10	21	3	0	1	14	4	30	3

Alexander Rodriguez, SS

Ht.: 5-11; Wt.: 155; Bats: Switch; Throws: Right

Born: 9-2-82 in La Romana, DR; Opening Day Age: 17

Resides: La Romana, DR

Acquired: Signed as a non-drafted free agent, 9-17-99

Signed By: Luis Silverio and Rafael Vasquez

Career Notes: Attended Liceo Aristides Garcia Mella (DR) High.

YEAR	CLUB	AVG.	G	AB	R	H	2B	3B	HR	RBI	BB	SO	SB
(2000 will be first year in professional baseball)													

Elias Rosa, LHP

Ht.: 6-0; Wt.: 175; Bats: Left; Throws: Left

Born: 3-28-83 in Pimentol, DR; Opening Day Age: 17

Resides: Cotui, DR

Acquired: Signed as a non-drafted free agent, 9-30-99

Signed By: Luis Silverio and Dimoedes Castellanos

Career Notes: Attended Escuela Primaria "La Soledad" (DR) High.

YEAR	CLUB	W-L	ERA	G	GSCG	SHO	SV	IP	H	R	ER	BB	SO
(2000 will be first year in professional baseball)													

Donovan Scott Ross, 1B/3B

Ht.: 6-1; Wt.: 215; Bats: Left; Throws: Right

Born: 8-1-77 in Granada Hills, CA; Opening Day Age: 22

Resides: Mt. Juliet, TN

Acquired: Signed as a non-drafted free agent, 6-18-99

Signed By: Dennis Woody

Career Notes: Graduated Mt. Juliet (TN) High, 1995...attended Columbia State (TN) Community College...attended University of Tennessee.

YEAR	CLUB	AVG.	G	AB	R	H	2B	3B	HR	RBI	BB	SO	SB
1999	Gulf Coast	.253	31	91	12	23	10	0	0	19	25	34	1
	Charleston	.176	6	17	1	3	1	0	0	0	4	6	0
Minor League Totals		.241	37	108	13	26	11	0	0	19	29	40	1

Willy Randolph Ruiz, 2B

Ht.: 5-11; Wt.: 150; Bats: Right; Throws: Right

Born: 10-15-78 in Nagua, DR; Opening Day Age: 21

Resides: Nagua, DR

Acquired: Signed as a non-drafted free agent, 12-2-95

Signed By: Luis Silverio and Diomedes Castellanos

Career Notes: Graduated Liceo Mercedes Bello (D.R.) High, 1994...led Salcedo with a .355 batting average in 1996...finished 2nd in stolen bases...won the Gulf Coast League batting title in 1997 hitting .360 in 54 games...was 1st in the GCL in hits, tied for 3rd in on-base percentage (.406) and stolen bases and 5th in at bats.

YEAR	CLUB	AVG.	G	AB	R	H	2B	3B	HR	RBI	BB	SO	SB
1996	Salcedo	.355	34	110	26	39	3	3	0	8	5	10	14
1997	Gulf Coast	.360	54	197	33	71	4	0	0	14	9	19	20
1998	Spokane	.215	43	130	18	28	0	2	0	9	14	21	11
1999	Spokane	.273	6	11	3	3	1	0	0	0	1	3	2
	Charleston	.304	57	191	31	58	6	1	0	19	34	44	24
Minor League Totals		.311	194	639	111	199	14	6	0	50	63	97	71

Matthew Eric (Matt) Saier, RHP

Ht.: 6-2; **Wt.:** 190; **Bats:** Right; **Throws:** Right

Born: 1-29-73 in Huntington, IN; **Opening Day Age:** 27

Resides: Gulf Breeze, FL

Acquired: Selected in 15th round of 1995 June Free Agent Draft

Signed By: Balos Davis and Steve Smith

Career Notes: Graduated Niceville (FL) High, 1991...attended Georgia Tech University...tied for 4th in the Carolina League in games started in 1996.

YEAR	CLUB	W-L	ERA	G	GSC	GSHO	SV	IP	H	R	ER	BB	SO	
1995	Spokane	1-2	3.31	16	0	0	0	4	35.1	24	14	13	12	41
1996	Wilmington	9-9	4.03	26	26	0	0	0	134.0	136	74	60	52	129
1997	Wilmington	2-2	1.69	9	9	0	0	0	42.2	31	11	8	15	47
	Wichita	7-5	4.90	17	17	0	0	0	101.0	112	66	55	48	53
1998	Wichita	9-5	5.16	18	18	0	0	0	103.0	127	70	59	28	80
	Omaha	2-4	8.32	9	9	0	0	0	48.2	73	46	45	16	25
1999	Wichita	9-7	5.01	19	19	0	0	0	109.2	137	64	61	34	61
	Omaha	4-4	5.09	9	9	1	0	0	58.1	69	37	33	8	44
Minor League Totals		43-38	4.75	123	107	1	0	4	632.2	709	382	334	213	480

Brian Lee Sanches, RHP

Ht.: 6-1; **Wt.:** 195; **Bats:** Right; **Throws:** Right

Born: 8-8-78 in Beaumont, TX; **Opening Day Age:** 21

Resides: Nederland, TX

Acquired: Selected in 2nd round of 1999 June Free Agent Draft

Signed By: Chet Sergio

Career Notes: Graduated Nederland (TX) High, 1996...attended Lamar University...named All Southland Conference in 1999.

YEAR	CLUB	W-L	ERA	G	GSC	GSHO	SV	IP	H	R	ER	BB	SO	
1999	Spokane	1-1	4.76	9	9	0	0	0	34.0	32	19	18	12	51

Elby Sanchez, RHP

Ht.: 6-2; **Wt.:** 160; **Bats:** Right; **Throws:** Right

Born: 2-6-83 in Loma de Cabrera, Dajabon, DR; **Opening Day Age:** 17

Resides: Dajabon, DR

Acquired: Signed as a non-drafted free agent, 8-13-99

Signed By: Luis Silverio and Pedro Silverio

Career Notes: Attended Liceo "Manuel Arturo Machado" (DR) High.

YEAR	CLUB	W-L	ERA	G	GSC	GSHO	SV	IP	H	R	ER	BB	SO
(2000 will be first year in professional baseball)													

Emmanuel A. Santana, C

Ht.: 6-0; **Wt.:** 185; **Bats:** Left; **Throws:** Right

Born: 8-4-80 in Santurce, PR; **Opening Day Age:** 19

Resides: Vega Alta, PR

Acquired: Selected in 12th round of 1998 June Free Agent Draft

Signed By: Johnny Ramos

Career Notes: Graduated Maestro Ladi (PR) High, 1998.

YEAR	CLUB	AVG.	G	AB	R	H	2B	3B	HR	RBI	BB	SO	SB
1998	Gulf Coast	.326	16	46	7	15	6	0	2	10	3	9	0
1999	Gulf Coast	.157	26	83	8	13	3	0	0	14	19	18	1
Minor League Totals		.217	42	129	15	28	9	0	2	24	22	27	1

Chad Roque Santos, 1B

Ht.: 6-1; **Wt.:** 215; **Bats:** Left; **Throws:** Left

Born: 4-28-81 in Honolulu, HI; **Opening Day Age:** 18

Resides: Kaneohe, HI

Acquired: Selected in 22nd round of 1999 June Free Agent Draft

Signed By: Dave Herrera and Eric Tokunaga

Career Notes: Graduated St. Louis (Honolulu, HI) High, 1999...was 2nd in the Gulf Coast League in RBI in 1999.

YEAR	CLUB	AVG.	G	AB	R	H	2B	3B	HR	RBI	BB	SO	SB
1999	Gulf Coast	.271	48	177	20	48	9	0	4	35	12	54	1

Michael David Sanz, LHP

Ht.: 6-1; Wt.: 180; Bats: Left; Throws: Left

Born: 11-2-81 in Santo Domingo, DR; Opening Day Age: 18

Resides: Herrera, Santo Domingo, DR

Acquired: Signed as a non-drafted free agent, 2-25-99

Signed By: Luis Silverio and Andres Lopez

Career Notes: Attended Liceo "La Altagracia" (DR) High.

YEAR	CLUB	W-L	ERA	G	GSC	GSHO	SV	IP	H	R	ER	BB	SO	
1999	Salcedo	2-2	3.51	22	5	0	0	0	48.2	48	27	19	28	51

Shawn Patrick Sedlacek, RHP

Ht.: 6-4; Wt.: 200; Bats: Right; Throws: Right

Born: 6-29-77 in Cedar Rapids, IA; Opening Day Age: 22

Resides: Cedar Rapids, IA

Acquired: Selected in 14th round of 1998 June Free Agent Draft

Signed By: Chet Sergio

Career Notes: Graduated Cedar Rapids (IA) Kennedy High, 1994...graduated Indian Hills Community College, 1996...graduated Iowa State University, 1998... named to Northwest League All-Star team in 1998...tied for 1st in wins, was 3rd in innings pitched and 7th in ERA.

YEAR	CLUB	W-L	ERA	G	GSC	GSHO	SV	IP	H	R	ER	BB	SO	
1998	Spokane	+9-2	3.45	16	13	0	0	0	86.0	89	43	33	18	62
1999	Wilmington	4-6	5.28	17	17	1	0	0	92.0	111	61	54	26	69
Minor League Totals		13-8	4.40	33	30	1	0	0	178.0	200	104	87	44	131

Brian Wesley Shackelford, OF

Ht.: 6-1; Wt.: 190; Bats: Left; Throws: Left

Born: 8-30-76 in McAlister, OK; Opening Day Age: 23

Resides: McAlister, OK

Acquired: Selected in 13th round of 1998 June Free Agent Draft

Signed By: Gerald Turner

Career Notes: Graduated McAlister (OK) High, 1994...attended University of Oklahoma...was 3rd in doubles, 4th in RBI and 5th in extra base hits (32) in the Northwest League in 1998.

YEAR	CLUB	AVG.	G	AB	R	H	2B	3B	HR	RBI	BB	SO	SB
1998	Spokane	.293	70	266	35	78	21	1	10	55	35	52	3
1999	Charleston	.200	73	260	25	52	14	2	10	30	26	80	1
Minor League Totals		.247	143	526	60	130	35	3	20	85	61	132	4

James Albert Shanks, OF

Ht.: 6-0; Wt.: 180; Bats: Right; Throws: Right

Born: 1-26-79 in Appling, GA; Opening Day Age: 21

Resides: Appling, GA

Acquired: Selected in 21st round of 1998 June Free Agent Draft

Signed By: Balos Davis

Career Notes: Graduated Solomon Christian (North Augusta, SC) High, 1998.

YEAR	CLUB	AVG.	G	AB	R	H	2B	3B	HR	RBI	BB	SO	SB
1998	Gulf Coast	.264	42	144	21	38	9	0	0	13	18	26	10
1999	Spokane	.258	69	260	41	67	9	0	0	29	19	52	19
Minor League Totals		.260	111	404	62	105	18	0	0	42	37	78	29

James Jarrett Shearin, OF

Ht.: 6-1; Wt.: 195; Bats: Right; Throws: Right

Born: 8-10-76 in Raleigh, NC; Opening Day Age: 23

Resides: Wake Forest, NC

Acquired: Selected in 14th round of 1999 June Free Agent Draft

Signed By: Paul Faulk

Career Notes: Graduated Wake Forest (Rolesville, NC), 1995...graduated University of North Carolina, 1999.

YEAR	CLUB	AVG.	G	AB	R	H	2B	3B	HR	RBI	BB	SO	SB
1999	Spokane	.251	51	183	37	71	14	1	3	20	31	42	16

Jermaine Lyle Smiley, OF

Ht.: 6-2; **Wt.:** 190; **Bats:** Left; **Throws:** Left

Born: 3-5-80 in Seattle, WA; **Opening Day Age:** 20

Resides: Seattle, WA

Acquired: Selected in 19th round of 1999 June Free Agent Draft

Signed By: Greg Smith

Career Notes: Graduated Kennedy (Seattle, WA), 1998...graduated Bellevue (WA) Community College, 2000.

YEAR	CLUB	AVG.	G	AB	R	H	2B	3B	HR	RBI	BB	SO	SB
1999	Gulf Coast	.067	5	15	0	1	0	0	0	1	0	6	0

Keith Alfred Smith, INF

Ht.: 5-11; **Wt.:** 200; **Bats:** Right; **Throws:** Right

Born: 5-10-76 in Santa Barbara, CA; **Opening Day Age:** 23

Resides: Newbury Park, CA

Acquired: Selected in Rule 5 Draft from Knoxville (Toronto) for Omaha, 12-13-99

Signed By: Dennis Lieberthal (Detroit Tigers)

Career Notes: Graduated Newbury Park (CA) High, 1994...attended University of Arizona where he was the starting quarterback...led the Wildcats to a 12-1 record and a #4 ranking his junior year in 1998...was named 2nd team All-Pac 10...originally selected in 5th round of 1994 June Free Agent Draft by the Detroit Tigers...played only 1 year in the Tiger system due to football commitments...was selected in the Rule 5 Draft by Toronto on 12-14-98...finished his football career at Arizona in 1999.

YEAR	CLUB	AVG.	G	AB	R	H	2B	3B	HR	RBI	BB	SO	SB
1994	Bristol	.252	42	143	25	36	3	0	0	16	17	31	15
	Fayetteville	.200	13	55	0	11	3	0	0	0	0	12	0
1995													
1996													
1997													
1998													
1999													
Minor League Totals		.237	55	198	25	47	6	0	0	16	17	43	15

Shawn Matthew Sonnier, RHP

Ht.: 6-5; **Wt.:** 210; **Bats:** Right; **Throws:** Right

Born: 7-5-76 in Rayne, LA; **Opening Day Age:** 23

Resides: Carencro, LA

Acquired: Signed as a non-drafted free agent, 8-21-98

Signed By: Craig Struss and Bill Price

Career Notes: Graduated North Vermillion (Monroe, LA) High, 1994...attended Cipola (Marianna, FL) Junior College and Panola (Carthage, TX) Junior College...also attended Louisiana Tech University.

YEAR	CLUB	W-L	ERA	G	GSC	GSHO	SV	IP	H	R	ER	BB	SO
1998	Spokane	0-0	1.35	7	0	0	0	1	6.2	7	1	1	10
1999	Wilmington	1-2	2.88	44	0	0	0	13	59.1	46	20	19	73
Minor League Totals		1-2	2.73	51	0	0	0	14	66.0	53	21	20	83

Joshua James (Josh) Sopkin, RHP

Ht.: 6-1; **Wt.:** 190; **Bats:** Right; **Throws:** Right

Born: 12-14-79 in Blue Island, IL; **Opening Day Age:** 20

Resides: Blue Island, IL

Acquired: Signed as a non-drafted free agent, 6-25-98

Signed By: Chet Sergio

Career Notes: Graduated Eisenhower (Blue Island, IL) High, 1998.

YEAR	CLUB	W-L	ERA	G	GSC	GSHO	SV	IP	H	R	ER	BB	SO
1998	Gulf Coast	0-0	6.23	6	0	0	0	0	8.2	8	6	6	9
1999	Gulf Coast	3-1	5.70	16	1	0	0	0	30.0	37	22	19	19
Minor League Totals		3-1	5.82	22	1	0	0	0	38.2	45	28	25	21

Pedro Yambati Sosa, OF

Ht.: 6-1; Wt.: 175; Bats: Right; Throws: Right

Born: 1-28-81 in Santo Domingo, DR; Opening Day Age: 19

Resides: Santo Domingo, DR

Acquired: Signed as a non-drafted free agent, 11-12-98

Signed By: Luis Silverio and Andres Lopez

Career Notes: Attended Escuela Gregorio Luperon (DR) High.

YEAR	CLUB	AVG.	G	AB	R	H	2B	3B	HR	RBI	BB	SO	SB
1999	Salcedo	.227	44	141	10	32	4	1	4	23	10	57	1

Ethan Benjamin Stein, RHP

Ht.: 6-6; Wt.: 205; Bats: Right; Throws: Right

Born: 11-11-74 in Raleigh, NC; Opening Day Age: 25

Resides: Cary, NC

Acquired: Selected in 12th round of 1996 June Free Agent Draft

Signed By: Balos Davis

Career Notes: Graduated Apex (NC) High, 1993...attended the University of North Carolina...missed entire 1999 season with a right elbow injury.

YEAR	CLUB	W-L	ERA	G	GSC	GSHO	SV	IP	H	R	ER	BB	SO
1996	Spokane	0-3	6.34	9	8	0	0	38.1	48	27	27	12	20
1997	Lansing	6-10	4.69	39	10	1	0	2	124.2	150	83	65	24
1998	Wilmington	4-4	3.07	41	0	0	0	6	76.1	78	34	26	13
1999													
	Minor League Totals	10-17	4.44	89	18	1	0	8	239.1	276	144	118	49

Brad Allen Stiles, LHP

Ht.: 6-6; Wt.: 215; Bats: Left; Throws: Left

Born: 2-9-81 in Lamar, CO; Opening Day Age: 19

Resides: Lamar, CO

Acquired: Selected in 17th round of 1999 June Free Agent Draft

Signed By: Craig Struss

Career Notes: Graduated Lamar (CO) High, 1999...named Colorado 3A Player of the Year in 1999.

YEAR	CLUB	W-L	ERA	G	GSC	GSHO	SV	IP	H	R	ER	BB	SO
1999	Gulf Coast	0-1	1.80	4	0	0	0	1	5.0	3	3	1	3

Victor Manuel Suarez, 3B

Ht.: 6-2; Wt.: 160; Bats: Switch; Throws: Right

Born: 3-15-82 in Yamasa, Monte Plata, DR; Opening Day Age: 18

Resides: Santo Domingo, DR

Acquired: Signed as a non-drafted free agent, 11-20-98

Signed By: Luis Silverio and Andres Lopez

Career Notes: Attends Liceo Silvestre Antonio Guzman (DR) High.

YEAR	CLUB	AVG.	G	AB	R	H	2B	3B	HR	RBI	BB	SO	SB
1999	Salcedo	.268	66	224	26	60	6	6	0	22	20	36	9

Jose Sarante Taveras, OF

Ht.: 5-11; Wt.: 170; Bats: Right; Throws: Right

Born: 12-17-76 in Nagua, DR; Opening Day Age: 23

Resides: Nagua, DR

Acquired: Signed as a non-drafted free agent, 11-1-93

Signed By: Luis Silverio and Diomedes Castellanos

Career Notes: Attended Liceo Mercedes Bello (DR) High...named to Gulf Coast League All-Star team in 1997...finished 1st in the GCL in RBI, 2nd in runs, total bases (110) and extra base hits (25), tied for 2nd in hits and home runs, 4th in at bats and slugging percentage (.537) and 5th in batting average...named the 2nd best prospect in the Gulf Coast League by *Baseball America* following the 1997 season.

YEAR	CLUB	AVG.	G	AB	R	H	2B	3B	HR	RBI	BB	SO	SB
1994	Salcedo	.224	53	125	28	28	7	0	2	14	15	26	10
1995	Salcedo	.315	54	178	35	56	8	4	5	24	15	27	12
1996	Gulf Coast	.191	13	47	3	9	2	0	0	4	1	7	0
1997	Gulf Coast	.327	57	205	46	67	14	4	7	39	24	42	14
1998	Gulf Coast	.222	7	27	4	6	1	0	1	4	2	11	0
	Lansing	.281	14	57	7	16	3	0	1	7	2	14	3
1999	Charleston	.245	91	335	41	82	14	2	4	29	19	78	38
	Minor League Totals	.271	289	974	164	264	49	10	20	121	78	205	77

Todd Anthony Thorn, LHP

Ht.: 6-2; **Wt.:** 175; **Bats:** Left; **Throws:** Left

Born: 11-4-76 in Stratford, Ontario, Canada; **Opening Day Age:** 23

Resides: Stratford, Ontario, Canada

Acquired: Selected in 26th round of 1994 June Free Agent Draft

Signed By: Jerry Stephens and Jason Bryans

Career Notes: Graduated Northwestern (Stratford, Ontario) High, 1994... finished 6th in the Midwest League in ERA in 1996...was tied for 2nd in shutouts and tied for 3rd in complete games in the Carolina League in 1998.

YEAR	CLUB	W-L	ERA	G	SC	GS	SHO	SV	IP	H	R	ER	BB	SO
1995	Gulf Coast	4-2	3.23	11	10	0	0	0	47.1	43	23	17	14	58
1996	Lansing	11-5	3.11	27	27	2	0	0	170.2	161	70	59	34	107
1997	Wilmington	6-10	5.16	27	21	1	0	0	132.2	163	89	76	30	71
1998	Wilmington	9-8	3.13	26	24	4	2	0	149.1	128	60	52	28	103
1999	Wilmington	8-5	5.61	34	13	0	0	2	126.2	143	85	79	44	89
Minor League Totals		38-30	4.06	125	95	7	2	2	626.2	638	327	283	150	428

Angres David (A.D.) Thorpe, INF

Ht.: 5-11; **Wt.:** 160; **Bats:** Switch; **Throws:** Right

Born: 6-19-77 in Durham, NC; **Opening Day Age:** 22

Resides: Rougemont, NC

Acquired: Purchased from Northern League, 12-20-99

Signed By: Junior Vizcalno (Atlanta Braves)

Career Notes: Originally selected in 8th round of 1996 June Free Agent Draft by Atlanta Braves...tied for 2nd in South Atlantic League in runs scored in 1998...led Macon in stolen bases and was tied for the team lead in triples... signed by the Cincinnati Reds organization prior to the 1999 spring training camp...played for both of the Reds Midwest League affiliates in 1999...also played for the Massachusetts Mad Dogs of the Eastern League in 1999...contract was purchased from Sioux Falls of the Northern League by the Royals.

YEAR	CLUB	AVG.	G	AB	R	H	2B	3B	HR	RBI	BB	SO	SB
1996	Gulf Coast Braves	.268	12	41	9	11	1	0	0	1	4	7	5
	Danville	.230	43	148	23	34	1	2	0	11	33	25	18
1997	Macon	.249	97	350	52	87	9	1	2	29	42	46	29
1998	Macon	.268	128	519	94	139	21	4	2	34	43	70	21
1999	Rockford	.250	7	8	3	2	0	0	0	0	1	0	1
	Clinton	.333	6	12	2	4	2	0	0	1	0	2	1
	Massachusetts	.254	-	189	30	48	8	0	1	13	-	-	7
Minor League Totals		.257	293	1078	183	277	34	7	4	76	123	150	75

Corey Lamar Thurman, RHP

Ht.: 6-1; **Wt.:** 215; **Bats:** Right; **Throws:** Right

Born: 11-5-78 in Augusta, GA; **Opening Day Age:** 21

Resides: Wake Village, TX

Acquired: Selected in 4th round of 1996 June Free Agent Draft

Signed By: Terry Wetzel

Career Notes: Graduated Texas (Texarkana, TX) High, 1996...rated by *Baseball America* as the 78th best prospect before the draft in 1996...tied for 2nd in games started in the Carolina League in 1999.

YEAR	CLUB	W-L	ERA	G	SC	GS	SHO	SV	IP	H	R	ER	BB	SO
1996	Gulf Coast	1-6	6.08	11	11	0	0	0	47.1	53	32	32	28	52
1997	Gulf Coast	2-1	2.38	8	8	1	0	0	34.0	28	12	9	22	42
	Spokane	1-2	5.16	5	5	0	0	0	22.2	23	19	13	13	24
1998	Spokane	3-3	4.05	12	11	0	0	0	60.0	72	35	27	31	49
	Lansing	5-6	3.61	14	12	0	0	0	62.1	47	31	25	30	61
1999	Wilmington	8-11	4.88	27	27	0	0	0	149.1	160	89	81	64	131
Minor League Totals		20-29	4.48	77	74	1	0	0	375.2	383	218	187	188	359

Rafael Eduardo Torres, OF

Ht.: 6-0; Wt.: 185; Bats: Right; Throws: Right

Born: 10-7-78 in Santo Domingo, DR; Opening Day Age: 21

Resides: Santo Domingo, DR

Acquired: Signed as a minor-league free agent, 11-2-95

Signed By: Luis Silverio and Andres Lopez

Career Notes: Graduated Liceo Elva Josefa Rayos de Munoz (DR) High, 1995...led Salcedo in at bats, hits and RBI in 1996...was 8th in the Gulf Coast League in hitting in 1997.

YEAR	CLUB	AVG.	G	AB	R	H	2B	3B	HR	RBI	BB	SO	SB
1996	Salcedo	.265	64	219	32	58	9	0	3	33	12	24	6
1997	Salcedo	.377	28	106	32	40	6	4	3	26	28	7	3
	Gulf Coast	.306	44	160	20	49	2	0	3	33	7	16	2
1998	Lansing	.272	42	136	18	37	7	1	1	15	13	32	3
1999	Wilmington	.242	76	252	15	61	7	0	1	20	15	51	0
	Minor League Totals	.281	254	873	117	245	31	7	11	127	75	130	14

Kyle Adam Turner, LHP

Ht.: 6-2; Wt.: 215; Bats: Left; Throws: Left

Born: 10-14-78 in Walnut Creek, CA; Opening Day Age: 21

Resides: Antioch, CA

Acquired: Selected in 32nd round of 1997 June Free Agent Draft

Signed By: Dave Herrera

Career Notes: Graduated Antioch (CA) High, 1997...graduated Los Medanos (CA) Junior College.

YEAR	CLUB	W-L	ERA	G	GSC	GSHO	SV	IP	H	R	ER	BB	SO
1998	Gulf Coast	6-1	2.36	12	6	0	0	42.0	36	13	11	17	55
1999	Gulf Coast	1-0	0.00	2	1	0	0	4.0	2	0	0	0	3
	Spokane	0-1	4.40	8	0	0	0	14.1	13	7	7	10	12
	Minor League Totals	7-2	2.69	22	7	0	0	60.1	51	20	18	27	70

David Dwight Ullery, C

Ht.: 6-3; Wt.: 225; Bats: Left; Throws: Right

Born: 12-16-74 in Brazil, IN; Opening Day Age: 25

Resides: Brazil, IN

Acquired: Selected in 29th round of 1997 June Free Agent Draft

Signed By: Tony Levato

Career Notes: Graduated Northview (Brazil, IN) High, 1993...received Bachelor's Degree in Criminology from Indiana State University in 1997...signed with the Anderson Lawman of the Heartland League on 5-27-97...was released on 6-7-97 when he was drafted by Kansas City.

YEAR	CLUB	AVG.	G	AB	R	H	2B	3B	HR	RBI	BB	SO	SB
1997	Anderson	.313	6	16	5	5	2	0	0	2	4	4	0
	Spokane	.217	12	23	1	5	0	0	1	4	5	5	0
	Lansing	.159	18	44	5	7	1	2	1	10	13	16	0
1998	Wilmington	.193	74	202	16	39	5	0	3	22	21	66	1
1999	Wilmington	.231	60	199	20	46	18	0	2	27	18	70	0
	Minor League Totals	.211	170	484	47	102	26	2	7	65	61	161	1

Jorge Luis Vasquez, RHP

Ht.: 6-1; Wt.: 165; Bats: Right; Throws: Right

Born: 7-16-81 in Nagua, DR; Opening Day Age: 18

Resides: Nagua, DR

Acquired: Signed as a non-drafted free agent, 9-1-98

Signed By: Luis Silverio and Diomedes Castellanos

Career Notes: Attends San Jose de Villa (Nagua, DR) High.

YEAR	CLUB	W-L	ERA	G	GSC	GSHO	SV	IP	H	R	ER	BB	SO	
1999	Salcedo	2-6	3.09	21	10	1	0	2	75.2	105	42	26	24	78

Reinaldo Daniel Velasquez, RHP

Ht.: 6-5; Wt.: 160; Bats: Right; Throws: Right

Born: 8-11-82 in Cumana, Venezuela; Opening Day Age: 17

Resides: Cumana, Venezuela

Acquired: Signed as a non-drafted free agent, 11-16-98

Signed By: Luis Silverio and Jose Guarache

Career Notes: Attends Escuela Cruz Salmeron Acosta (VZ) High.

YEAR	CLUB	W-L	ERA	G	GSC	GSHO	SV	IP	H	R	ER	BB	SO	
1999	Salcedo	4-4	3.88	19	8	0	0	2	65.0	65	45	28	12	43

Keronn Eugene Walker, C

Ht.: 6-2; **Wt.:** 215; **Bats:** Switch; **Throws:** Right

Born: 8-29-78 in Chicago, IL; **Opening Day Age:** 21

Resides: Chicago, IL

Acquired: Selected in 43rd round of 1999 June Free Agent Draft

Signed By: Paul Faulk

Career Notes: Graduated De La Salle (Chicago, IL) Institute, 1996...received Associate of Arts Degree from Kishwaukee (Malta, IL) Community College, 1998...attended Bluefield (VA) College.

YEAR	CLUB	AVG.	G	AB	R	H	2B	3B	HR	RBI	BB	SO	SB
1999	Gulf Coast	.324	18	37	4	12	1	0	1	4	9	9	0

Monty Arduis Ward, RHP

Ht.: 6-1; **Wt.:** 180; **Bats:** Right; **Throws:** Right

Born: 10-11-76 in Dallas, TX; **Opening Day Age:** 23

Resides: Lubbock, TX

Acquired: Selected in 4th round of 1998 June Free Agent Draft

Signed By: Gerald Turner

Career Notes: Graduated Monterey (Lubbock, TX) High, 1995...attended Texas Tech University...tied for 3rd in games started, was 4th in strikeouts and 9th in ERA in the NWL in 1998.

YEAR	CLUB	W-L	ERA	G	GSC	GSHO	SV	IP	H	R	ER	BB	SO
1998	Spokane	6-1	3.79	15	15	0	0	71.1	66	33	30	35	76
	Lansing	0-0	12.00	1	0	0	0	3.0	8	4	4	3	4
1999	Charleston	2-9	2.88	42	3	0	0	84.1	74	42	27	40	93
Minor League Totals		8-10	3.46	58	18	0	0	158.2	148	79	61	78	173

David James Willis, 1B

Ht.: 6-5; **Wt.:** 240; **Bats:** Right; **Throws:** Right

Born: 7-18-74 in Arcadia, CA; **Opening Day Age:** 25

Resides: Arcadia, CA

Acquired: Selected in 10th round of 1997 June Free Agent Draft

Signed By: Bob Bishop

Career Notes: Graduated Arcadia (CA) High, 1992...received his Bachelor's Degree in Business & Economics from University of California at Santa Barbara in 1997...led Santa Barbara in hitting in 1997 (.376) with 12 home runs and 53 RBI in 54 games...is the Gauchos all-time leader in career home runs.

YEAR	CLUB	AVG.	G	AB	R	H	2B	3B	HR	RBI	BB	SO	SB
1997	Spokane	.286	65	252	36	72	15	3	5	36	11	54	5
1998	Lansing	.281	97	374	56	105	30	5	9	50	17	69	9
1999	Wilmington	.261	116	441	58	115	26	1	16	72	20	84	4
Minor League Totals		.274	378	1067	150	292	71	9	30	158	48	207	18

Kristopher Kyle (Kris) Wilson, RHP

Ht.: 6-4; **Wt.:** 225; **Bats:** Right; **Throws:** Right

Born: 8-6-76 in Washington, DC; **Opening Day Age:** 23

Resides: Palm Harbor, FL

Acquired: Selected in 9th round of 1997 June Free Agent Draft

Signed By: Balos Davis

Career Notes: Graduated Tarpon Springs (FL) High, 1994...attended Georgia Tech University...was 12-2 with a 3.12 ERA for the Yellow Jackets in 1997.

YEAR	CLUB	W-L	ERA	G	GSC	GSHO	SV	IP	H	R	ER	BB	SO
1997	Spokane	5-3	4.52	15	15	0	0	73.2	101	50	37	21	72
1998	Lansing	10-5	3.53	18	18	1	0	117.1	119	50	46	15	74
	Wilmington	0-3	3.75	10	2	0	0	24.0	19	10	10	6	20
1999	Wilmington	8-1	1.13	14	4	0	0	48.0	25	7	6	11	45
	Wichita	5-7	5.45	23	10	0	0	74.1	91	51	45	14	45
	Omaha	0-1	8.44	1	1	0	0	5.1	8	5	5	0	3
Minor League Totals		28-20	3.91	81	50	1	0	342.2	363	173	149	67	259

Chen (Buddy) Yen III, RHP

Ht.: 6-3; **Wt.:** 210; **Bats:** Right; **Throws:** Right

Born: 9-11-76 in Suffolk, VA; **Opening Day Age:** 23

Resides: Spring, TX

Acquired: Signed as a non-drafted free agent, 6-7-99

Signed By: Chet Sergio

Career Notes: Graduated Klein Oak (Spring, TX) High, 1995...attended San Jacinto College-North (Houston, TX)...attended Louisiana-Lafayette University... led the Gulf Coast League in games pitched, saves, games finished (21) and relief points (32) in 1999...was named to the Gulf Coast League All-Star team.

YEAR	CLUB	W-L	ERA	G	GSC	GSHO	SV	IP	H	R	ER	BB	SO	
1999	Gulf Coast	3-2	2.40	*25	0	0	0	*10	30.0	18	11	8	6	34
	Wilmington	0-1	45.00	2	0	0	0	0	1.0	3	5	5	4	0
Minor League Totals		3-3	3.77	27	0	0	0	10	31.0	21	16	13	10	34

Thomas Antonio Zurita, RHP

Ht.: 5-11; **Wt.:** 165; **Bats:** Right; **Throws:** Right

Born: 6-26-80 in Anzoategui, Venezuela; **Opening Day Age:** 19

Resides: Anzoategui, Venezuela

Acquired: Signed as a non-drafted free agent, 10-29-98

Signed By: Luis Silverio and Jose Guarache

Career Notes: Attends Liceo Juan de Urpin (Valle Guarape, VZ) High.

YEAR	CLUB	W-L	ERA	G	GSC	GSHO	SV	IP	H	R	ER	BB	SO	
1999	Salcedo	6-4	3.82	22	6	1	0	1	63.2	97	38	27	20	40


Expansion Draft Selections

October 15, 1968

1. Roger Nelson, P, Baltimore; 2. Joe Foy, 3B, Boston; 3. Jim Rooker, P, New York; 4. Joe Keough, OF, Oakland; 5. Steve Jones, P, Washington; 6. Jon Warden, P, Detroit; 7. Ellie Rodriguez, C, New York; 8. Dave Morehead, P, Boston; 9. Mike Fiore, 1B, Baltimore; 10. Bob Oliver, 1B, Minnesota; 11. Bill Butler, P, Detroit; 12. Steve Whitaker, OF, New York; 13. Wally Bunker, P, Baltimore; 14. Paul Schaal, 3B, California; 15. Dan Haynes, 1B, Chicago; 16. Dick Drago, P, Detroit; 17. Pat Kelly, OF, Minnesota; 18. Bill Harris, 2B, Cleveland; 19. Don O'Riley, P, Oakland; 20. Al Fitzmorris, P, Chicago; 21. Moe Drabowsky, P, Baltimore; 22. Jack Hernandez, SS, Minnesota; 23. Mike Hedlund, P, Cleveland; 24. Tom Burgmeier, P, California; 25. Hoyt Wilhelm, P, Chicago; 26. Jerry Adair, 2B, Boston; 27. Jerry Cram, P, Minnesota; 28. Fran Healy, C, Cleveland; 29. Scott Northey, OF, Chicago; 30. Ike Brookens, P, Washington.

1999 Farm System Standings

Team	W-L	PCT.
1. Oakland	398-296	.573
2. New York Yankees	387-307	.558
3. Kansas City	379-317	.545
4. Texas	373-317	.541
5. Toronto	381-332	.534
6. Boston	368-331	.526
7. Philadelphia	365-333	.523
8. Cincinnati	362-333	.521
9. Chicago White Sox	357-329	.520
10. New York Mets	396-371	.516



Media, Stadium & Spring Training

MEDIA INFORMATION

Mailing Address: P.O. Box 419969 Kansas City, MO 64141-6969	Delivery Address: One Royal Way Kansas City, MO 64129	Internet Address: http://www.kcroyals.com
---	---	---

Phone Numbers (816):

Royals Switchboard	921-8000
Steve Fink	504-4362
Press Box	921-8000 ext. 4920 or ext. 4921
Press Box Fax (game day only) ...	504-4141
Royals Fan Information Line	504-4700
Steve Fink at home	524-4430

CONTACT the Royals Media Relations Department for any information and questions (interview, photo, statistical or credential requests, news releases, etc.). Steve Fink, Director-Media Relations (816-504-4362) and Chris Stathos, Media Relations Coordinator (816-504-4361) are available to accommodate you.

CREDENTIALS honored at Kauffman Stadium include: valid Royals credentials, Baseball Writers Association of America and American and National League working credentials.

TO REQUEST CREDENTIALS please contact Steve Fink, Director-Media Relations, P.O. Box 419969, Kansas City, MO 64141-6969, 24 hours in advance of the requested date. Credential requests will be answered as time permits.

TO PICK UP CREDENTIALS please report on game day to the **WILL CALL** windows. The windows are located on the south side of Kauffman Stadium adjacent to the front lobby. Daily or season credentials will be issued only to working members of the media. Daily credentials must be displayed while at Kauffman Stadium.

PARKING CREDENTIALS should be requested with press credentials and will be filled when available. Baseball Writers Association of America and American and National League credentials are also valid for parking. All marked sports and news station vehicles will also be admitted.

MEDIA TICKETS on a limited basis are available for sports and news personnel and must be requested by **noon** on game days. Requests for media tickets should be directed to the Royals Media Relations Department and may be picked up the day of the game at the Guest Ticket Window, also located on the south side of the stadium adjacent to the main lobby. The window opens 1 1/2 hours prior to the game. After picking up credentials or media tickets you should enter Kauffman Stadium through the press gate located on the south side adjacent to the main lobby. To enter the press box turn left on the concourse and walk back to the main lobby where the elevators are located. The Royals Media Relations Department and the press box are located on level 4, the parking lot is on level 3 and the clubhouse and field on level 1.

PRESS BOX is located on level 4 at Kauffman Stadium. Space is available for accredited members of the media on assignment only. The lower level is reserved for writers and radio broadcasters. The upper level is divided into individual broadcast booths for live coverage by television networks. Seats in the lower level will be assigned with members of the BBWAA in the front row. Other media will be assigned to row 2 and booths on the east side of the lower level. The press box also includes a writer's workroom and a radio workroom.

MEDIA INFORMATION

The **Press Room** is located adjacent to the press box for a pregame meal (\$5.00 charge) and refreshments and is open for the media with appropriate credentials approximately 2 hours prior to the game and 1 hour following the game. Complete **NOTES**, **STATISTICAL INFORMATION** and **LINEUPS** are available approximately two hours prior to the game in the press box area.

INTERVIEW periods are arranged prior to and following Royals games through the Royals Media Relations Department.

PREGAME: The manager, coaches and players are generally accessible during pregame on the field, in the dugout and in the clubhouse. Players are not available during stretching and pregame interviews should not interfere with the players specific game preparations. **Manager Tony Muser** usually arrives by 2:30 p.m. prior to night games and is available when the clubhouse opens at 3:30 p.m. He may also be available before the clubhouse opens upon special request through the Media Relations Department. We request that reporters and broadcasters leave the field and dugout area when infield practice begins and that photographers report to their assigned photo positions.

MANAGER POSTGAME: The Royals will conduct a postgame interview in a room for the manager on Level 1 immediately following each Royals home game. The postgame interview room is specifically designed for, but not limited to, the electronic media. This is the only area where the electronic media may interview the manager postgame. There will be no postgame radio or TV interviews allowed in the manager's office. Postgame interviews with all personnel should generally be related to the game.

ROYALS CLUBHOUSE will be open to the media with clubhouse credentials for a period of 3 1/2 hours prior to game time until 45 minutes prior to the game. Postgame the clubhouse will open approximately 10 minutes following the game. The Royals clubhouse will be closed between games of a doubleheader. There will be occasions when the Royals may request the clubhouse be cleared for team meetings and we ask your cooperation at these times. The player's lounge, training room and conditioning areas are closed to everyone except players and Royals officials. The dugout is off limits in accordance with American League rules during the game to everyone except the manager, coaches, players and certain club officials.

PHOTOGRAPHERS will be assigned to photo bays on the field at either end of each dugout or the bay located in the main press box. Photographers in the dugout field boxes should leave between innings only. Photos are allowed during batting practice, but photographers should remain in foul territory in the area behind the first and third base bags. Photographers should assume their assigned positions at the conclusion of batting practice.

Pre-Game Schedule

	1:05 Games	7:05 Games
Visitors Early BP	--	2:00-3:00 p.m.
Royals Batting Practice	Until 11:40 a.m.	until 5:40 p.m.
Visitors Batting Practice	11:40 a.m.-12:20 p.m.	5:40-6:20 p.m.
Royals Infield	12:20-12:30 p.m.	6:20-6:30 p.m.
Visitors Infield	12:30-12:40 p.m.	6:30-6:40 p.m.
Ground Crew	12:40-1:00 p.m.	6:40-7:00 p.m.
Umpires/Managers Meet	1:00 p.m.	7:00 p.m.
Game Time	1:05 p.m.	7:05 p.m.

MEDIA RELATIONS STAFF

Jim Lachimia, Senior Director-Communications

Jim joined the Royals in July of 1996 and currently oversees the club's media relations, publicity and community relations efforts...is responsible for Royals Charities, the Royals Caravan, Alumni and Speakers Bureau...serves as the liaison between the Royals and local and national media...spent 9 seasons with the Pirates, the last 6 as the Director of Publicity...began as the Assistant Director of Media Relations in 1986 ...graduated from Duquesne University in 1991, where he was an Assistant SID from 1982-86 ...resides in Olathe, Kansas with his wife, Nicol.



Steve Fink, Director-Media Relations

Steve, who begins his 13th year with the Royals, is the Royals primary contact for baseball information...supervises the day-to-day operation of the Media Relations department, travels with the club in spring training and regular season and edits the media guide and yearbook...was the PR Director for the Denver Zephyrs prior to joining KC...also worked as an Assistant SID at the University of Colorado...received B.A. Degree in Marketing from the University of Northern Iowa and M.S. Degree in Sports Administration from Western Illinois...resides in Lee's Summit, MO with his wife, Charlene, and children, Lauren and Ryan.



David Witty, Director-Team Travel

David will oversee the team travel in his 15th year with the Royals in 2000...in addition to his travel duties he coordinates spring training, is responsible for the spring training and regular season scheduling and assists with the editing of the media guide...joined KC as a PR intern in 1986 before assuming his current role in 1987... also worked as a PR assistant from 1987-95... received B.S. Degree in Accounting and Radio-TV from Kansas State in 1985 and M.S. Degree in Sports Administration from St. Thomas (Miami, FL) University in 1986...resides in Leawood, KS with his wife, Carla, and sons, Scott and Brett.



Chris Stathos, Media Relations Coordinator

The year 2000 will be Chris's 21st in the Royals organization...primary responsibilities include coordinating the media credentials and George Brett's media and fan requests...also assists with the production of the media guide and yearbook...joined the Royals as a secretary in the PR department...promoted to Administrative Assistant in 1995 before assuming her current role in 1998...received her B.S. Degree in Education from Washington (St. Louis) University ...resides in Leawood, KS with her husband George...they have a son, Mike.



TRAINING, CONDITIONING & EQUIPMENT

Nick Swartz, Athletic Trainer

In his 24th season in the organization, Nick begins his 12th year in Kansas City and 10th as the Royals Head Athletic Trainer...graduated from Eastern Illinois University with a Bachelor's Degree in Physical Education...moved up the ranks as the trainer at Sarasota, Ft. Myers, Jacksonville and Omaha prior to his arrival in KC...has worked as a trainer in the winter leagues (1981, 1983), for Team USA in the Intercontinental Cup Games in 1987 and for Team USA in the Presidential Cup in 1989...coordinated the 1st Olympic baseball trials in 1991...selected as the trainer for the 1996 A.L. All-Star squad ...he resides in Blue Springs, Missouri with his wife, CeeCee and children, Eric, Jr. and Ashlee.



Lee Kuntz, Assistant Athletic Trainer

Lee begins his 2nd season in the Royals organization as the Assistant Athletic Trainer ...has been in the athletic training field since graduating from Lock Haven State College in 1983...worked primarily in the Cleveland Indians organization, working his way up through the system as the Athletic Trainer in Batavia (Short-Season A), Waterloo (A), Kinston (A), Williamsport (AA), Canton (AA), Charlotte (AAA) and most recently in Buffalo (AAA)...briefly left baseball following the 1998 season and worked at the Sports Medicine Clinic in Macon, Georgia...holds a Master's degree from Tennessee Tech University...Lee, 38, resides in Akron, Ohio with his wife, Leslie, and daughter, Leah.



Tim Maxey, Strength & Conditioning Coordinator

Tim begins his 2nd season as the Royals Strength and Conditioning Coordinator in 2000... joined the organization in 1998 as the Minor League Strength and Conditioning Coordinator... held a similar position with Buffalo (AAA) in the Cleveland system in 1997...served as a graduate assistant strength and conditioning coach at Ohio State University in 1996...received his Bachelor's degree from Shawnee State University and a Master's degree from Ohio State...he and his wife, Amy, reside in Overland Park, Kansas.



Mike Burkhalter, Equipment Manager

Mike enters his 9th season as the Royals equipment manager in 2000...oversees the home clubhouse and the inventory and distribution of equipment...accompanies the team to spring training and on road trips...worked in the visiting clubhouse for 3 years prior to his current role... earned his Bachelor of Science Degree in Business from Kansas University in 1988...a native of Kansas City, he attended Lee's Summit High...he resides in Kansas City, Missouri.



ROYALS RADIO NETWORK

The Royals and their radio rightsholder, Entertainment Communications, Inc. (Entercom) are in the 3rd year of a 3-year contract. KMBZ-AM (980) in Kansas City is the Royals flagship station.

Entercom, the largest privately held "radio only" company in the nation, was founded in 1968 by Joseph M. Field who is CEO. Entercom operates radio stations in Kansas City, Sacramento, Tampa, Gainesville, FL, Portland, OR and Seattle, where its station KIRO has served as the flagship for Seattle Mariners Baseball and Seattle Seahawks football. KMBZ has carried the Royals in 26 of the club's first 32 seasons.

Denny Matthews

When Denny takes the microphone for the first time in 2000 he will have broadcast exclusively for the same team, without interruption, in 5 different decades...there are fewer than 10 people who have done that, all of whom are in the broadcaster's wing of the Baseball Hall of Fame...has seen more Royals game than anyone else during his 31 years with KC...was chosen from more than 300 applicants for the number 2 announcer position prior to the Royals initial season in 1969, then took over the number 1 job after the 1975 season...has also lent his play-by-play skills to the CBS Radio Network during portions of the regular season and during the 1982 and '85 World Series...is a 1966 graduate of Illinois Wesleyan...lettered in football and baseball for 3 years...finished 8th in the nation (NAIA) in pass receiving in 1965...is an avid collector of sports publications and enjoys playing golf and hockey.



Ryan Lefebvre

Ryan, 29, begins his 2nd season as a Royals radio broadcaster after serving 4 years as the Minnesota Twins broadcaster...worked both television and radio for the Twins on MSC, WCCO-TV and WCCO Radio...also broadcasts University of Minnesota football and volleyball on Midwest Sports Channel...graduated from the University of Minnesota where he was a 3-time all-Big Ten selection in baseball...established the school records for hits, triples and at-bats ...is the son of former big league player and manager Jim Lefebvre...enjoys playing golf and the piano.



Don Free

Don will begin his 15th year as the producer/engineer of the Royals radio broadcasts...worked for 31 years for Stauffer-Morris...spent the first 18 years at WIBW-TV in Topeka before working for the radio network...has worked for Entercom the last 3 years including work in the offseason as an engineer at KMBZ...also does freelance engineer work on area college football and basketball games...resides in Topeka, Kansas with his wife, Sandy...he has 2 daughters, Kristin and Jennifer, and a grandson, Zane.



ROYALS TELEVISION NETWORK

FOX Sports Net Midwest, a member of the FOX Sports Net family of regional sports networks, begins its 4th season as the television carrier of the Royals. The network carries a wide variety of sports teams and events including extensive Big 12 and Pac-10 packages, NHL and NBA games and college basketball from major conferences in addition to several other Major League Baseball teams.

FOX Sports Net Midwest will televise 81 Royals games in 2000. The total includes both over-the-air and cable games (30 games) and represents expanded coverage of both home and road games. The over-the-air package can be seen on local carriers KMBC (Channel 9/ABC, 15 games) and KCWE (Channel 29/UPN, 36 games).

Bob Davis

Bob enters his 4th season as the play-by-play voice of the Royals Television Network...is an 8-time winner of the Kansas Sportscaster of the Year award...has been the voice of the Kansas Jayhawks for the past 16 years and serves as the sports director for KMBZ-Radio...prior to his stint with the Jayhawks, Davis spent 16 years announcing Fort Hays State games, earning a spot in the school's Athletic Hall of Fame...he has also been the radio voice for the NCAA women's Final Four basketball championships...resides in Lawrence, Kansas with his wife, Linda, and son, Steven.



Paul Splittorff

Paul has worked each of the past 12 seasons as the analyst on the Royals Television Network...the Royals Hall of Famer and all-time winningest pitcher in club history has worked in broadcasting since retiring in 1984 after pitching in the Royals organization since 1968...has worked as a play-by-play announcer and analyst for collegiate football and basketball games and on the Royals pre-and post-game shows...he also handled the color commentary for ESPN during the 1985 season on the game-of-the-week and College World Series...Paul and his wife, Lynn, have a daughter, Jennifer and son, Jamie.



Baseball Writers Association of America Kansas City Chapter

Alan Eskew, Topeka Capital Journal, Chairman

Bill Althaus, Independence Examiner

*Sid Bordman, Kansas City Star

Jim Bradford, Olathe Daily News

Kelly Bradham, Nevada Daily Mail

Bob Dutton, Kansas City Star

Mike Fannin, Kansas City Star

Jeff Flanagan, Kansas City Star

*Bob Hentzen, Topeka Capital Journal

Craig Horst, Associated Press

Alan Hoskins, Kansas City Kansan

Dick Kaegel, Kansas City Star

*Joe McGuff, Kansas City Star

Mack McClure, Kansas City Kansan

Rick Plumlee, Wichita Eagle

Joe Posnanski, Kansas City Star

Steve Rock, Kansas City Star

Doug Tucker, Associated Press

Jason Whitlock, Kansas City Star

*-Gold Card Holder-Lifetime Honorary Membership

KAUFFMAN STADIUM

Adding age to its beauty, the Kansas City Royals play their 28th season at Kauffman Stadium in 2000.

Recognized throughout baseball as one of the game's most beautiful ballparks, Royals Stadium opened April 10, 1973 with the Royals defeating the Texas Rangers 12-1 before 39,464 fans. Since then, many exciting games have been contested, including the 1973 All-Star Game, 3 no-hitters, playoff games in 1976, '77, '78, '80, '81, '84 and '85 and 7 World Series tilts in 1980 and 1985. The facility was officially re-named in honor of Ewing M. Kauffman in a ceremony at the stadium on July 2, 1993. Since its opening, a total of 49,848,120 people have visited the stadium, including a record 2,477,700 in 1989.

Kauffman Stadium's unique features include a 12-story high scoreboard and a 322-foot wide water spectacular. The scoreboard contains 16,320 light bulbs, most of them on the 40 by 60 foot screen. The water spectacular is the largest privately funded fountain in the world.

Added in 1990 was a state-of-the-art Sony JumboTron color video display board installed on the left field hillside. Measuring 30 by 40 feet, it's one of the largest video boards in the U.S. The top of the board features the Royals logo. In keeping with the architecture of the stadium, the existing water spectacular featuring cascading water now extends to the left field corner.

A grass playing field replaced the artificial surface at Kauffman Stadium prior to the 1995 season. The fences were also moved in 10 feet from bullpen to bullpen at that time and lowered from 12 feet to 9 feet.

Prior to the 1999 campaign, additional field level seating, known as "Crown Seats" and four dugout suites were added to enhance the stadium. Prior to the 2000 season the Picnic Pavilion was added near the base of the JumboTron in leftfield for groups attending the games.

The re-naming of the stadium was appropriate in that it was the strength and integrity of Ewing M. Kauffman's ownership that provided the cornerstone for the Royals success. Kauffman purchased the club as an expansion franchise in 1968 with the primary and continuous motivation of providing winning Major League Baseball for Kansas Citians. Kauffman, who founded Marion Laboratories in his mother's basement and built it into a diversified health care company with sales reaching nearly one billion dollars, possessed a sense of daring and an innate ability to motivate those around him. The club's even-handed philosophy bears the Kauffman stamp. Mr. K also gave much personal attention to the Kansas City community, an important philosophy that was inbred into the Royals organization and still remains today.

Among the awards Mr. Kauffman won for his leadership include the Kansas City Press Club's 1973 Man-of-the-Year, the "Mr. Baseball" honoree at the Kansas City Baseball Awards Dinner in 1976 and 1991 and induction into the Missouri Sports Hall of Fame. He also received the Horatio Alger Award, the Golden Plate Award from the American Academy of Achievement, the Kansas City Chamber of Commerce "Kansas Citian of the Year" Award and the Distinguished Service Award from the American Legion. Mr. K passed away on August 1, 1993.



**Ewing M.
Kauffman**

ROYALS ATTENDANCE RECORDS

Attendance Highs & Lows

Season	Attendance	Opponent	Date
Season	2,477,700		1989
Single Game	41,860	New York	July 26, 1980
Day Game	41,329	Oakland	September 21, 1980
Night Game	41,860	New York	July 26, 1980
Day Doubleheader	35,295	California	June 20, 1971
T-N Doubleheader	42,039	Milwaukee	August 8, 1983
Opening Day	41,086	Toronto	April 8, 1985
4-Game Series	161,019	New York	July 21-24, 1988
3-Game Series	121,956	New York	July 25-27, 1980
2-Game Series	79,042	New York	July 24-25, 1978
Memorial Day	41,189	Minnesota	May 29, 1989
Independence Day	40,804	Boston	July 4, 1988
Labor Day	37,043	Minnesota	September 3, 1984
Week Night	42,039	Milwaukee	August 8, 1983
Saturday Day	38,944	Baltimore	July 18, 1987
Saturday Night	41,860	New York	July 26, 1980
Sunday	41,329	Oakland	September 21, 1980
Road Game	73,303	at Cleveland	July 4, 1986
Municipal Stadium	36,623	Oakland	August 3, 1971
Lowest Municipal Stadium	3,454	Minnesota	July 3, 1969

Kauffman Stadium

Single Game	41,860	New York	July 26, 1980
Doubleheader	42,039	Milwaukee	August 8, 1983
All-Star Game	40,848	N.L. vs. A.L.	July 24, 1973
Championship Series	42,633	1980—Game 2	October 9, 1980
World Series	42,380	1980—Game 3	October 17, 1980
Lowest Game	6,180	Texas	September 22, 1975

Royals Top 10 Regular-Season Home Crowds

Date	Opponent	Attendance
1. August 8, 1983	Milwaukee	42,039
2. July 26, 1980	New York	41,860
3. June 30, 1979	California	41,451
4. July 3, 1982	California	41,380
5. July 23, 1988	New York	41,377
6. August 11, 1980	Baltimore	41,334
7. September 21, 1980	Oakland	41,329
8. August 20, 1979	New York	41,305
9. August 26, 1989	Oakland	41,253
10. August 5, 1985	Detroit	41,251

Kauffman Stadium Rainouts

By Year:

4 times:	1984, 1997
3 times:	1973, 1977, 1981, 1983, 1986, 1990, 1994
2 times:	1974, 1975, 1976, 1979, 1985, 1992, 1995, 1998, 1999
1 time:	1980, 1982, 1987, 1988, 1989, 1991, 1993, 1996
None:	1978

By Month:

April-21; May-10; June-10; July-3; August-1; September 9; October-1.

By Club:

Anaheim-8; Baltimore-6; Boston-6; Chicago-1; Cleveland-5; Detroit-5; Milwaukee-5; Minnesota-4; New York-1; Oakland-3; Seattle-5; Tampa Bay-0; Texas-3; Toronto-3.

ATTENDANCE RECORDS

Royals Yearly and Average Attendance

Year	Attendance	Dates	Average
1969*	902,183	73	12,359
1970*	693,047	72	9,626
1971*	910,784	72	12,650
1972*	707,656	69	10,256
1973	1,345,341	74	18,180
1974	1,173,292	78	15,042
1975	1,151,836	77	14,959
1976	1,680,265	78	21,542
1977	1,852,603	76	24,376
1978	2,255,493	80	28,194
1979	2,261,845	79	28,631
1980	2,288,714	81	28,256
1981	1,279,403	47	27,221
1982	2,284,464	80	28,556
1983	1,963,875	79	24,859
1984	1,810,018	77	23,507
1985	2,162,717	80	27,034
1986	2,320,764	78	29,753
1987	2,392,471	80	29,906
1988	2,350,181	80	29,377
1989	2,477,700	80	30,971
1990	2,244,956	78	28,781
1991	2,161,537	80	27,019
1992	1,867,689	79	23,642
1993	1,934,578	80	24,182
1994	1,400,494	57	24,570
1995	1,233,296	70	17,619
1996	1,436,007	80	17,950
1997	1,517,638	77	19,710
1998	1,494,875	79	18,922
1999	1,506,068	78	19,309
TOTAL	53,061,790	2,348	22,599

Kauffman Stadium Facts

Seating Capacity	40,793
Outfield Distances	
Left Field	330
Left-Center	375
Center Field	400
Right-Center	375
Right Field	330
Height of Fence	9 Feet
Seating Breakdown	
Crown Seats	188
Dugout Suites	96
Royal Pavilion	100
Club Box	2,575
Field Box	7,652
Plaza Reserved	7,391
View Box	5,220
View Reserved	12,615
General Admission	4,956
Starting Times	
Day Games (Single and Doubleheader)	1:05 p.m.
Night Games	7:05 p.m.
Tw-Night Doubleheaders	4:05 p.m.
(Complete Schedule on Inside Back Cover)	

2000 SPRING TRAINING INFORMATION

The 2000 spring training season marks the 13th year for the Kansas City Royals Spring Training Headquarters at Baseball City, Florida. The Royals lease at the complex runs through the 2002 spring training camp.

The Royals play at the 8,000-seat Baseball City Stadium, which opened in the spring of 1988. The baseball complex includes 5 additional full-sized fields adjacent to Baseball City Stadium. In addition, there are special major league and minor league hitting and pitching tunnels as well as office and clubhouse facilities to be used by the Royals minor league clubs for spring training.

Pitchers and catchers begin working out February 20 and the full squad starts workouts on February 23 with daily workouts scheduled to begin approximately at 10:00 a.m. until the exhibition game schedule gets underway on March 3.

The Royals six minor league affiliates will generally utilize the four-field cloverleaf facility beginning in March through early April for workouts and games. The daily minor league on-field schedule runs approximately from 10:00 a.m.-3:00 p.m. for workouts.

All-Time Spring Exhibition Attendance

Year	Home	Road	Other Sites	Total
1969	18,610	6,550	17,591	42,751
1970	22,901	13,325	-	36,226
1971	26,234	14,607	12,995	53,836
1972	24,729	18,598	-	43,327
1973	24,955	25,068	-	50,023
1974	25,244	15,284	4,327	44,855
1975	31,578	18,799	-	50,377
1976	16,524	6,996	-	23,520
1977	33,802	26,687	-	60,489
1978	40,742	23,519	-	64,261
1979	40,425	28,087	-	68,512
1980	39,017	27,419	-	66,436
1981	45,992	26,291	16,640	88,923
1982	50,938	27,463	-	78,401
1983	42,321	36,853	-	79,174
1984	59,190	30,709	7,390	97,289
1985	63,924	36,639	7,370	107,933
1986	65,354	38,397	19,016	122,767
1987	55,489	40,349	10,021	105,859
1988	89,999	58,354	5,137	153,490
1989	85,163	64,802	7,486	157,451
1990	20,535	26,548	-	47,083
1991	70,977	70,663	9,364	151,004
1992	87,058	67,762	-	154,820
1993	70,050	80,277	18,940	169,267
1994	67,070	81,474	-	148,544
1995	10,925	13,607	-	24,532
1996	44,768	62,281	-	107,049
1997	52,941	53,490	53,726	160,157
1998	40,145	62,469	-	102,614
1999	47,153	62,477	-	109,630
Totals	1,414,753	1,165,844	190,003	2,770,600

2000 SPRING TRAINING SCHEDULE

Date	Opponent	Site	Time (EST)	ROYALS	OPP.
March					
3	Atlanta	Disney	1:05 p.m.	_____	_____
4	Philadelphia*	Baseball City	1:05 p.m.	_____	_____
5	Detroit*	Lakeland	1:05 p.m.	_____	_____
6	Florida*	Baseball City	1:05 p.m.	_____	_____
7	Toronto	Dunedin	1:05 p.m.	_____	_____
8	Cleveland	Winter Haven	1:05 p.m.	_____	_____
9	Tampa Bay	Baseball City	1:05 p.m.	_____	_____
	Los Angeles (ss)	Vero Beach	1:05 p.m.	_____	_____
10	Detroit	Lakeland	1:05 p.m.	_____	_____
11	Houston*	Baseball City	1:05 p.m.	_____	_____
12	Detroit*	Lakeland	1:05 p.m.	_____	_____
13	Philadelphia	Clearwater	1:05 p.m.	_____	_____
14	Tampa Bay	Baseball City	1:05 p.m.	_____	_____
	N.Y.Y. (ss)*	Tampa	7:15 p.m.	_____	_____
15	Atlanta*	Baseball City	1:05 p.m.	_____	_____
16	Cleveland	Winter Haven	1:05 p.m.	_____	_____
17	Houston	Baseball City	1:05 p.m.	_____	_____
18	N.Y.Y. (ss)*	Baseball City	1:05 p.m.	_____	_____
	Florida	Viera	1:05 p.m.	_____	_____
19	Cleveland*	Winter Haven	1:05 p.m.	_____	_____
20	Detroit	Baseball City	1:05 p.m.	_____	_____
21	Atlanta (ss)*	Baseball City	7:05 p.m.	_____	_____
	Houston	Kissimmee	7:05 p.m.	_____	_____
22	Off Day				
23	Detroit	Baseball City	1:05 p.m.	_____	_____
24	Tampa Bay	St. Petersburg	1:05 p.m.	_____	_____
25	Atlanta*	Disney	1:05 p.m.	_____	_____
26	Toronto*	Baseball City	1:05 p.m.	_____	_____
	Houston (ss)	Kissimmee	1:05 p.m.	_____	_____
27	Detroit	Baseball City	1:05 p.m.	_____	_____
28	Houston	Kissimmee	1:05 p.m.	_____	_____
29	Tampa Bay	St. Petersburg	1:05 p.m.	_____	_____
30	Cleveland*	Baseball City	1:05 p.m.	_____	_____
31	Florida	Viera	1:05 p.m.	_____	_____
April					
1	Minnesota*	Baseball City	12:05 p.m.	_____	_____

*Royals Radio Network

Team Hotel: Hampton Inn
 5530 U.S. Hwy. 27 North
 Davenport, FL 33837
 941-420-9898
 941-420-9797 - FAX

Royals Offices: Baseball City Stadium
 300 Stadium Way
 Davenport, FL 33837
 941-424-7211
 941-424-5611 - FAX
 941-424-2500 - Ticket Office
 941-839-3900 - TicketMaster

Baseball City Stadium: Leftfield: 330 feet
 Centerfield: 410 feet
 Rightfield: 330 feet
 Fence: 8 feet high
 Turf: Grass

1999 SPRING TRAINING RESULTS

Date	Opponent	Site	Result	Attend.	Record
March					
5	Cleveland	Winter Haven	9-3	4,304	1-0
6	N.Y. Yankees	Baseball City	9-1	6,525	2-0
7	Houston	Kissimmee	2-3	2,072	2-1
8	Florida	Baseball City	8-4	1,053	3-1
9	Cleveland	Baseball City	5-3	2,780	4-1
10	Los Angeles	Baseball City	6-5	1,441	5-1
	Florida (ss)	Viera	13-6	2,376	6-1
11	St. Louis	Baseball City	3-2	6,102	7-1
12	Florida	Baseball City	7-5	695	8-1
	N.Y.Y. (ss)	Tampa	5-3	10,217	9-1
13	Allanta	Baseball City	3-2 (10)	5,636	10-1
14	Houston (ss)	(cancelled due to rain)			
	Detroit	(cancelled due to rain)			
15	Toronto	Dunedin	6-5 (10)	2,490	11-1
16	Houston	Baseball City	0-8	1,984	11-2
17	Cleveland (ss)	Baseball City	6-2	1,288	12-2
	St. Louis	Jupiter	1-10	7,172	12-3
18	Houston	Kissimmee	3-2	3,267	13-3
19	Cleveland	Baseball City	2-10	3,979	13-4
20	Florida	Viera	7-3	4,917	14-4
21	Detroit	Lakeland	7-11	3,063	14-5
22	Los Angeles	Vero Beach	1-4	3,186	14-6
23	Philadelphia	Clearwater	5-2	2,374	15-6
25	Cleveland	Winter Haven	16-6	4,754	16-6
26	Toronto	Baseball City	5-4 (12)	2,279	17-6
27	Atlanta	Disney	1-6	8,574	17-7
28	Houston	Baseball City	10-9	1,881	18-7
29	Cleveland	Winter Haven	4-2	4,360	19-7
30	Philadelphia	Clearwater	5-4	3,207	20-7
31	N.Y. Mets	Baseball City	7-4	2,353	21-7
April					
1	Detroit	Baseball City	10-4	1,769	22-7
2	Toronto	Dunedin	3-8	1,581	22-8
3	Toronto	Baseball City	7-11	1,951	22-9

All-Time Spring Exhibition Results

Year	Home	Road	Other Sites	Total	Pct.	Vs. A.L.	Vs. N.L.
1969	6-6	4-7	0-2	10-15	.400	7-4	3-11
1970	4-7	3-9	—	7-16	.304	4-5	3-11
1971	4-7	4-9	2-0	10-16	.385	5-6	5-10
1972	5-5	3-6	—	8-11	.421	5-5	3-6
1973	7-4	5-9	—	12-13	.480	6-6	6-7
1974	10-0	3-8	0-1	13-9	.591	10-5	3-4
1975	9-3	4-8	—	13-11	.522	11-5	2-6
1976	6-2	2-3	—	8-5	.615	6-4	2-1
1977	7-6	10-3	—	17-9	.654	11-7	6-2
1978	9-4	3-8	—	12-12	.500	6-9	6-3
1979	7-5	4-8	—	11-13	.458	8-10	3-3
1980	6-6	8-2	—	14-8	.636	7-6	7-2
1981	7-5	4-6	2-0	13-11	.542	10-5	3-6
1982	8-4	2-7-2	—	10-11-2	.476	5-6-1	5-5-1
1983	5-6	5-9	—	10-15	.400	2-10	8-5
1984	7-5-1	6-5-1	1-0	14-10-2	.583	5-6	9-4-2
1985	4-10	8-5	—	12-15	.444	4-9	8-6
1986	6-6-1	5-6	0-2	11-14-1	.440	9-7-1	2-7
1987	6-7	6-5	0-1	12-13	.480	8-6	4-7
1988	10-6	7-7	—	17-13	.567	11-5	6-8
1989	8-6	8-5-2	—	16-11-2	.593	10-4-1	6-7-1
1990	3-3	4-3-1	—	7-6-1	.536	6-5-1	1-1
1991	8-5-1	6-8	—	14-13-1	.518	6-6	8-7-1
1992	6-11	6-7-1	—	12-18-1	.400	6-8	6-10-1
1993	6-8	4-10	2-0	12-18	.400	5-6	7-12
1994	11-3-1	5-11	—	16-14-1	.533	4-6	12-8-1
1995	2-3-1	4-2	—	6-5-1	.545	1-3	5-2-1
1996	6-9	9-5	1-0-1	16-14-1	.532	8-5	8-9-1
1997	7-10	6-7-1	1-1	14-18-1	.439	6-8-1	8-10
1998	8-7-1	6-8	—	14-15-1	.483	5-9-1	9-6
1999	13-4	9-5	—	22-9	.710	10-4	12-5
Totals	211-173-6	163-201-8	9-7-1	383-381-15	.501	207-190-6	176-191-9

1999 SPRING TRAINING STATISTICS

Batting

PLAYER	AVG	G	AB	R	H	2B	3B	HRR	BI	SH	SF	HP	BB	SO	SB	CS	GDP	E
Beltran	.326	24	92	14	30	5	1	3	12	2	0	0	7	18	5	0	0	2
Brown	.286	5	7	0	2	1	0	0	1	0	0	0	0	1	0	0	0	0
Conine	.321	19	56	11	18	2	0	1	7	0	0	0	11	11	1	0	0	1
Damon	.292	23	72	11	21	4	1	2	16	0	0	0	11	11	5	1	2	0
Dye	.310	23	71	11	22	5	0	2	10	0	1	0	5	16	0	2	1	1
Fasano	.406	16	32	7	13	5	0	4	6	0	0	0	3	6	0	0	1	2
Febles	.300	23	60	13	18	5	1	1	9	1	3	1	7	11	1	2	2	1
Giambi	.333	2	6	1	2	0	0	0	1	0	0	0	2	0	0	0	1	0
Gibralter	.375	7	8	2	3	1	0	1	2	0	0	0	1	3	0	0	0	0
Halter	.286	10	21	1	6	1	0	0	8	1	1	0	4	4	0	0	0	1
Hansen	.214	9	14	4	3	0	0	1	2	1	1	0	3	5	0	1	0	2
Hill	.000	1	1	0	0	0	0	0	0	0	0	0	0	1	0	0	0	0
Holbert	.333	14	21	7	7	1	1	0	2	2	0	0	2	2	1	1	0	1
King	.254	21	63	11	16	4	0	2	12	0	2	0	4	9	0	1	2	0
Kreuter	.244	13	41	3	10	1	0	2	7	0	0	0	8	6	0	1	0	0
Leius	.256	16	43	5	11	1	1	2	10	0	3	0	2	4	0	1	1	1
Lopez	.143	12	21	2	3	1	0	0	0	0	0	0	0	7	0	2	0	0
Medrano	.000	1	1	0	0	0	0	0	0	0	0	0	0	0	0	0	0	0
Mercedes	.125	9	8	1	1	0	0	1	3	0	1	0	2	4	0	0	0	0
Norman	.478	18	23	4	11	1	0	0	1	0	1	1	2	1	0	2	0	0
Phillips	.000	1	1	0	0	0	0	0	0	0	0	0	0	0	0	0	0	0
Pose	.256	22	43	8	11	3	2	0	9	0	0	0	3	8	3	1	1	0
Quinn	.214	7	14	1	3	0	1	0	1	0	0	1	2	4	0	0	1	0
Randa	.339	21	62	14	21	6	0	3	11	0	1	0	12	6	1	1	4	2
Rossy	.111	4	9	0	1	0	0	0	0	0	0	1	1	1	0	0	0	0
Sanchez	.310	21	58	9	18	3	1	0	7	1	2	1	4	2	1	0	3	3
Scarsone	.333	18	36	9	12	5	0	4	9	0	0	1	6	8	1	1	0	1
Spehr	.200	9	20	3	4	0	1	1	5	0	0	0	3	3	0	0	0	0
Sulton	.260	24	50	9	13	2	0	2	9	0	1	0	5	6	1	1	2	0
Sweeney	.361	22	61	12	22	3	0	2	5	0	0	3	5	4	2	3	4	0
Taft	.000	1	1	0	0	0	0	0	0	0	0	0	0	0	0	0	1	0
Tarasco	.158	7	19	2	3	1	0	0	2	0	1	0	0	2	1	0	1	0
Tomlinson	.000	1	1	0	0	0	0	0	0	0	0	0	0	0	0	0	0	0
Vitiello	.667	2	3	1	2	0	0	0	0	0	0	0	0	0	0	0	0	0
TEAM	.293	31	1055	176	309	61	10	34	167	9	18	9	113	173	23	21	27	21
OPP.	.269	31	1066	152	287	55	5	23	142	4	14	14	102	160	21	8	27	34

Pitching

PITCHER	W	L	ERA	GS	CG	SHO	SV	IP	H	R	ER	HR	B	BB	SOW	PB	K	AVG	
Appier	2	0	2.16	6	6	0	0	25.0	22	7	6	0	2	5	15	0	0	.239	
Barber	2	1	6.75	4	4	0	0	12.0	16	11	9	0	2	9	6	2	0	.327	
Bevil	0	0	0.00	1	0	0	0	1.0	0	0	0	0	0	1	1	0	0	.000	
Bluma	0	0	4.50	2	0	0	0	2.0	2	1	1	0	0	0	2	0	0	.222	
Byrdak	0	0	0.00	1	0	0	0	1.0	1	0	0	0	0	1	0	0	0	.333	
Cummings	1	0	0.00	2	0	0	0	2.0	1	1	0	0	0	1	0	0	0	.125	
Evans	0	0	6.75	3	0	0	0	4.0	5	3	3	0	0	1	6	1	0	.313	
Gooding	0	0	0.00	1	0	0	0	1.0	0	0	0	0	0	0	2	0	0	.000	
Hanson	1	1	3.86	4	3	0	0	14.0	12	6	6	2	3	8	9	0	1	.245	
Krivda	1	0	7.50	4	0	0	0	6.0	14	5	5	2	0	3	3	0	0	.500	
Mathews	1	0	1.64	8	0	0	0	11.0	7	2	2	0	0	3	7	0	0	.189	
McDill	0	0	0.00	1	0	0	0	1.0	0	0	0	0	0	0	1	0	0	.000	
Montgomery	0	1	3.00	9	0	0	0	9.0	10	10	3	1	0	6	9	0	0	.270	
Moreno	2	0	8.10	5	0	0	0	6.2	9	6	6	3	0	4	6	0	0	.310	
Morman	0	0	3.38	6	0	0	0	8.0	9	3	3	0	0	4	4	0	0	.290	
Mullen	0	0	4.50	2	0	0	0	2.0	3	1	1	0	0	0	1	0	0	.333	
Pichardo	0	2	8.18	4	3	0	0	11.0	18	11	10	0	0	5	6	0	0	.353	
Pickett	0	0	18.00	2	0	0	0	3.0	4	6	6	2	1	4	0	0	0	.308	
Pittsley	1	0	2.40	5	2	0	0	15.0	11	4	4	1	0	4	4	0	0	.208	
Ray	0	0	9.00	3	0	0	0	3.0	5	3	3	0	0	0	1	0	0	.357	
Reichert	1	1	5.63	3	2	0	0	8.0	5	5	5	0	1	6	4	2	0	.192	
Rosado	2	0	3.97	5	5	0	0	22.2	24	12	10	2	1	6	13	1	1	.276	
Rusch	1	1	5.21	5	3	0	0	19.0	21	11	11	3	0	8	6	0	0	.280	
Sager	1	0	5.40	4	0	0	0	1	5.0	5	3	3	0	0	3	0	0	.250	
Santiago	0	0	2.51	9	0	0	0	14.1	12	4	4	1	0	2	12	0	0	.228	
Scott	1	0	18.00	1	0	0	0	1.0	3	2	2	1	0	0	0	0	0	.500	
Service	0	0	1.74	9	0	0	0	2	10.1	6	2	2	0	0	2	9	0	.167	
Smith	0	0	13.50	5	0	0	0	6.0	10	9	9	1	0	4	6	0	1	.370	
Steenstra	2	0	0.00	3	0	0	0	5.0	2	0	0	0	0	2	5	0	0	.118	
Suppan	2	0	4.50	5	3	0	0	22.0	28	11	11	3	1	1	9	0	0	.333	
Swartzbaugh	0	0	4.50	3	0	0	0	1	4.0	4	2	2	1	0	4	6	0	.267	
Veras	0	1	0.00	3	0	0	0	3.0	1	1	0	0	1	1	1	0	0	.111	
Wengert	1	0	1.80	8	0	0	0	10.0	8	2	2	0	0	0	3	0	0	.216	
Whisenant	0	1	6.00	9	0	0	0	9.0	8	6	6	0	1	5	2	0	0	.250	
Witasick	0	0	4.50	1	0	0	0	2.0	1	2	1	0	1	2	0	1	0	.167	
TEAM	22	9	4.39	31	31	0	0	6	279.0	287	152	136	23	14	102	160	9	3	.269
OPP.	9	22	5.13	31	31	0	1	3	271.2	309	176	155	34	9	113	173	10	0	.293

2000 KANSAS CITY ROYALS SCHEDULE

SUN	MON	TUE	WED	THU	FRI	SAT
APRIL						
						1
2	3	4	5	6	7	8
	TOR	TOR	TOR	TOR	MIN	MIN
	3:05	6:05	6:05	11:35	1:05	1:05
9	10	11	12	13	14	15
MIN	MIN	BAL	BAL	BAL	NY	NY
1:05	1:05	7:05	7:05	1:05	6:05	12:05
16	17	18	19	20	21	22
NY	OFF DAY	MIN	MIN	MIN	SEA	SEA
12:05		7:05	7:05	12:05	9:05	3:05
23	24	25	26	27	28	29
SEA	OFF DAY	TB	TB	AT OMAHA	SEA	SEA
3:05		7:05	7:05	6:05	7:05	7:05
30	31					
SEA	OFF DAY					
1:05						

SUN	MON	TUE	WED	THU	FRI	SAT
JUNE						
4	5	6	7	8	9	10
PIT	STL	STL	STL	OFF DAY	PIT	PIT
12:35	7:10	7:10	7:10		7:05	7:05
11	12	13	14	15	16	17
PIT	SEA	SEA	SEA	OFF DAY	OAK	OAK
1:05	7:05	7:05	1:05		7:05	7:05
18	19	20	21	22	23	24
OAK	OFF DAY	ANA	ANA	ANA	OAK	OAK
1:05		9:05	9:05	9:05	9:05	3:05
25	26	27	28	29	30	
OAK	OFF DAY	CLE	CLE	CLE	DET	
3:05		7:05	7:05	7:05	7:05	

SUN	MON	TUE	WED	THU	FRI	SAT
6	7	8	9	10	11	12
BOS	TOR	TOR	TOR	TOR	BAL	BAL
12:05	7:05	7:05	7:05	1:05	7:05	7:05
13	14	15	16	17	18	19
BAL	OFF DAY	MIN	MIN	MIN	BAL	BAL
1:05		7:05	7:05	12:05	6:35	6:05
20	21	22	23	24	25	26
BAL	BAL	TOR	TOR	BOS	BOS	BOS
12:35	6:35	6:05	6:05	7:05	7:05	8:05
27	28	29	30	31		
BOS	OFF DAY	MIN	MIN	TB		
1:05		7:05	1:05	6:15		

SUN	MON	TUE	WED	THU	FRI	SAT
SEPTEMBER						
3	4	5	6	7	8	9
TB	NY	NY	NY	NY	TEX	TEX
12:15	7:05	7:05	7:05	7:05	7:05	7:05
10	11	12	13	14	15	16
TEX	SEA	SEA	SEA	TEX	TEX	TEX
1:05	9:05	9:05	9:05	7:05	7:05	7:05
17	18	19	20	21	22	23
TEX	OFF DAY	ANA	ANA	ANA	CLE	CLE
2:05		7:05	7:05	7:05	7:05	7:05
24	25	26	27	28	29	30
CLE	OFF DAY	DET	DET	DET	CHI	CHI
1:05		7:05	7:05	7:05	7:05	6:05

SUN	MON	TUE	WED	THU	FRI	SAT
JULY						
2	3	4	5	6	7	8
DET	CHI	CHI	CHI	OFF DAY	HOU	HOU
1:05	7:05	7:05	7:05		7:05	7:05
9	10	11	12	13	14	15
HOU	ALL	ALL STAR GAME	BREK	MIL	MIL	MIL
2:05			7:05	7:05	7:05	7:05
16	17	18	19	20	21	22
CHI	CHI	CHI	CLE	CLE	DET	DET
NL 7:05	NL 7:05	NL 7:05	6:05	6:05	6:05	4:05
23	24	25	26	27	28	29
DET	OFF DAY	CHI	CHI	TB	TB	TB
12:05		7:05	7:05	7:05	7:05	7:05
30	31					
TB	OFF DAY					
1:05						

SUN	MON	TUE	WED	THU	FRI	SAT
1	2	3	4	5	6	7
NY	NY	NY	NY	NY	TEX	TEX
6:05	11:05	6:05	6:05	6:05	7:05	7:05
8	9	10	11	12	13	14
OFF DAY	TOR	TOR	TOR	BAL	BAL	BAL
	7:05	7:05	7:05	1:05	7:05	7:05
15	16	17	18	19	20	21
MIN	MIN	MIN	BAL	BAL	BAL	BAL
7:05	7:05	7:05	12:05	6:35	6:05	6:05
22	23	24	25	26	27	28
TOR	TOR	BOS	BOS	BOS	BOS	BOS
6:05	6:05	7:05	7:05	7:05	7:05	7:05
29	30	31				
MIN	MIN	TB				
1:05	1:05	6:15				

HOME GAMES - Stadium turnstiles open 1 1/2 hours prior to game time.
 All dates and times are subject to change.
 * Half-Price Games: All Mondays & Thursdays home games, \$11.1 View Level Reserved Seats are reduced to only \$5.50.

RADIO BROADCASTS - Games at or KMBZ 980 AM (Kansas City), plus additional stations throughout the Midwest on Royals Radio Network.
 FOR TICKETS - Visit Kauffman Stadium, any Ticketmaster outlet or call 1-800-6ROYALS.

12 Telecast on KMBZ (Kansas City) and the Royals Television Network (check local TV listings).
 13 Telecast on KCWE (Kansas City) and the Royals Television Network (check local TV listings).
 14 Telecast on FOX SPORTS NET (regional cable coverage; check local TV listings).
 All televised games subject to change.

2000 KANSAS CITY ROYALS BASEBALL CLUB: All reproduction rights reserved.

2000 EVENTS

- April 7 Magnific Schedule/FOX Sports Net (All Fans)
- April 9 Home Plate Sign/Sant Luis's Shawnee Mission Health System (First 10,000 14 & under), Family Day Baseball Card Album (First 15,000 14 & under)
- April 13 Goli Umbrella/FOX Sports Net (First 20,000 Fans)
- April 28 Baseball Night (5:45-6:30)
- April 29 Baseball Card Set/Kansas City Life (First 10,000 14 & under)
- May 6 Royals Cap/Pepsi-Cola (First 20,000 Fans)
- May 7 Autograph Night (5:45-6:30)
- May 7 Nintendo Pokemon Dog Tag/Ticketmaster (First 10,000 14 & under), Family Day
- May 26 Buck Night
- May 27 Famous Chicken/M&BISCO and U.S. Navy Seals "Leap Frogs" Parachute Jump (All Fans)
- May 28 Reusable Free Popcorn Keychain/AMC Theatres (First 15,000 Fans)
- June 9 Buck Night
- June 10 Salute to the Negro Leagues-1945 Monarchs Cap (First 25,000 Fans), Autograph Night (5:45-6:30)
- June 11 From Ball and Bat Set/DH Pepper (First 15,000 14 & under)
- June 16 Mini Bat/Coat Bank (First 20,000)
- June 17 Major League Baseball "Roadshow" Traveling Exhibit Sports Bag/FOX Sports Net (First 20,000 Fans)
- June 18 Fujitsu Photo Day, Family Day
- July 1 Royals Hall of Fame Night/Budweiser (All Fans)
- July 2 Autograph Night (5:45-6:30)
- July 4 Carlos Beltran Life-Size Poster/Midland Dairy Council (First 10,000 14 & under), Family Day
- July 4 Fireworks Spectacular/Old Navy (All Fans)
- July 14 Buck Night
- July 14 Travel Mug/Southwestern Bell (First 30,000 Fans)
- August 12 Royals Wives Food Drive
- August 13 Buck Night, Autograph Night (5:45-6:30)
- August 13 Bear Backpack/Pepsi-Cola (First 10,000 14 & under)
- August 26 Reversible Floppy Cap/BlueCross BlueShield of Kansas City (First 20,000 Fans)
- August 27 Family Day
- Sept. 9 Buck Night, Autograph Night (5:45-6:30)
- Sept. 10 Family Day
- Sept. 23 Fan Appreciation Night (All Fans)

All events subject to change. Additional promotions to be announced. To confirm special events and game times call 816-921-8000.

www.kcroysals.com



Make it a Bud Light.®

