

# Royals

Manager  
Tony Muser

All-Star  
Jermaine Dye

All-Star  
Mike Sweeney

2001 Media Guide

# Royals Ownership



The 2001 season marks the first full season under the Glass ownership, after Mr. David Glass purchased the club on April 28, 2000.

Under the Glass direction, Kansas City fans are insured of a bright future for the Royals.

"I'm honored and humbled to play a role in this franchise in this great city," Glass told fans at Kauffman Stadium on May 7, 2000. "This is a partnership. All of us are working together. My family is every bit as committed as Ewing Kauffman and his family were in making the Kansas City Royals stay here forever."



Royals Board of Directors: Back (left to right): Julia Irene Kauffman, Ruth Glass, Don Glass, Dayna Martz. Front (left to right): President Dan Glass, Owner David Glass, Executive Vice President/Chief Operating Officer Herk Robinson.



More publications available at:

[www.retroseasons.com/library/](http://www.retroseasons.com/library/)

# Table of Contents

.300 Hitters .....	240
20/20 Club .....	269
200-Hit Duos .....	181
A.L. Team Stats, 2000 .....	209
Addresses, Royals .....	2
All-Star Break Record .....	232
Attendance Records .....	362-363
Award Winners .....	228-231
Baseball Operations Staff .....	14-15
Baseball Writers .....	357

## Batting

Career Top 10 .....	256-257
Designated Hitting, 2000 .....	206
Hitting for the Cycle .....	265
Pinch Hitting, 2000 .....	206
Rookie Records .....	253
Royals Final, 2000 .....	205
Season Top 10 .....	254-255
Team, 1969-2000 .....	239
Top Performances .....	265
Yearly Leaders .....	241-242
Blown Leads, Biggest .....	269
Board of Directors .....	IFC, 6-9
Clinching Dates .....	234
Club Directory .....	3-5
Coaching Staff .....	23-30
Come From Behind Wins .....	269
Day-by-Day, 2000 .....	196-198
Draft, 1968 Expansion .....	231
Draft, First Round Picks .....	311
Draft, 2000 .....	215
Extra Inning Record .....	258
Fielding, Team 1969-2000 .....	240
Fielding, 2000 .....	207
Grass/Turf Records .....	268
Groundscrew .....	55
Hall of Fame .....	218-221
Highs and Lows, 2000 .....	210
Hitting Streaks .....	265

## Home Runs

3 Home Run Games .....	263
Both Sides of the Plate .....	264
Grand Slams .....	261-262
Inside the Park .....	262-263
Pinch Hit .....	264
Royals 1969-2000 .....	260
vs. Opponents .....	260
Home/Road Records .....	268
Hotels on Road .....	52
How They Joined the Royals .....	211
Kauffman Award Winners .....	310
Kauffman Stadium .....	366
Last Time It Happened .....	270
League Leaders, Royals All-Time .....	266
Longest Games .....	266
Manager, Tony Muser .....	20-22
Managerial Records .....	20
Managerial Roster .....	22
Media Information .....	356-357
Media Outlets .....	360
Media Relations Directory .....	355
Media Relations Staff .....	354

## Minor League

Affiliates .....	298-311
Player Bios .....	314-352
Staff .....	312-313
Month-By-Month Record .....	238
Opening Day Lineups .....	225
Opening Day Roster, 2000 .....	210
Operating Officers .....	10-12
Opponents .....	272-290

## Pitching

1969-2000 .....	239
20-Game Winners .....	269
Career Top 10 .....	257-258
No-Hitters .....	259
Position Players as Pitchers .....	268
Rookie Records .....	253
Royals Final, 2000 .....	205
Season Top 10 .....	255-256
Top Performances .....	259
Yearly Leaders .....	242-243
Youngest Starters .....	269
Player Bios, Major League .....	32-194
Playoff History .....	232-234
Pre-game Schedule .....	357
Pronunciation Guide .....	19
Radio Network Affiliates .....	359
Radio Network .....	358
Recap, Royals 2000 .....	199-203
Records, Royals All-Time .....	244-252
Retired Numbers .....	221
Roster, 2001 .....	18-19
Roster, Royals All-Time .....	222-224
Run Support, 2000 .....	177
Runs Scored, Royals .....	268
Runs Scored/Allowed, 2000 .....	202
Schedule, 2001 .....	IBC
Scouting/Player Development .....	292-297

## Spring Training

Attendance All-Time .....	366
Information .....	366
Results, 2000 .....	367
Results, All-Time .....	367
Schedule, 2001 .....	368
Statistics, 2000 .....	216
Standings, KC All-Time .....	238
Standings, Major League 2000 .....	204
Starts by Batting Order, 2000 .....	203
Starts by Position, 2000 .....	203
Statistics, Misc. 2000 .....	208
Steals of Home .....	253
Stolen Bases, 30 in a season .....	253
Streaks .....	267
Strikeouts, 10+ Games .....	243
Support Staff .....	16-17
Television Network .....	359
Terminology/Rules .....	364-365
Ticket Information .....	5
Trades, All-Time .....	226-227
Transactions, 2000 .....	212-214
Won/Lost Breakdown .....	290
World Series History .....	235-236

# Royals Quick Facts

## Royals Addresses

### Mailing:

Kansas City Royals  
P.O. Box 419969  
Kansas City, MO 64141-6969  
(816) 921-8000

### Delivery:

Kansas City Royals  
One Royal Way  
Kansas City, MO 64129

### Internet:

[www.kcroys.com](http://www.kcroys.com)

**Royals Fan Info Line:** Call (816) 504-4700 for the latest Royals game summary, start times and promotions.

## Royals Website

The Kansas City Royals are proud to bring its fans a new and improved innovative website...**kcroys.com**. The website, under the administration of Major League Baseball, is the ultimate source for information on the Royals.

MLB.com will direct all 30 Major League teams websites this year presenting in-depth features on the club, statistics, webcast and entertainment features for fans of all ages.

### Kansas City Royals Media Guide

The 2001 Royals Media Guide is a copyrighted publication. Information herein is prepared for use by accredited members of the news media. Those desiring to use this information for commercial purposes should contact the Royals Media Relations Department. The media guide was written, edited and designed by Senior Director - Media Relations David Witty; Manager - Media Relations Aaron Babcock; Manager Media Services Chris Stathos and Media Relations Assistant Lora Grosshans. The cover was designed by local artist, John Martin. Photos courtesy of Chris Vleisides. Special thanks to Maggie Mistler, Alan Eskew and photographers Scott Bruhn and Kathy Davison.

**ON THE COVER:** Under the leadership of Manager Tony Muser, now in his 4th year full season as the Royals skipper, outfielder, Jermaine Dye and first baseman, Mike Sweeney were named to the 2000 American League All-Star team.

2001 MEDIA GUIDE © The Kansas City Royals

## Media Relations Staff

### Senior Director - Media Relations

David Witty ..... 816-504-4713

### Manager - Media Relations

Aaron Babcock ..... 816-504-4362

### Manager - Media Services

Chris Stathos ..... 816-504-4361

### Media Relations Assistant

Lora Grosshans ..... 816-504-4360



## American League Celebrates #100

The American League will celebrate 100 seasons of baseball in 2001 with a series of special events. The celebration will begin on Opening Day, with a special commemoration planned for April 24, the anniversary date of the first American League game between Cleveland and Chicago in 1901.

The four existing charter members of the American League are the Boston Red Sox (originally known as the Boston Americans and the Boston Pilgrims), Chicago White Sox (originally the Chicago White Stockings), Cleveland Indians (originally the Cleveland Blues) and Detroit Tigers.

Major League Baseball has designed special logos to commemorate both the first 100 seasons of the American League as well as the four existing charter member clubs. The logos will be worn as uniform patches by every American League club.

### In Memory

Craig Horst, an Associated Press reporter and fixture in the Royals press box since 1979, passed away on Nov. 24, 2000 at the age of 46. His love for the game of baseball and true professionalism will be missed by everyone who knew him in the Royals organization and the Kansas City media.

# Royals Club Directory

## BOARD OF DIRECTORS

Chairman/Owner .....	David Glass
President .....	Dan Glass
Ruth Glass, Don Glass, Dayna Martz, Julia Irene Kauffman, Herk Robinson	

## OFFICERS

CEO .....	David Glass
President .....	Dan Glass
Executive Vice President & Chief Operating Officer .....	Herk Robinson
Senior Vice President & General Manager-Baseball Operations .....	Allard Baird
Senior Vice President – Business Operations .....	Mark Gorris
Vice President – Baseball Operations .....	George Brett
Vice President – Ballpark Operations & Development .....	Jay Hinrichs
Vice President – Marketing & Communications .....	Mike Levy
Vice President – Finance & Information Services .....	Dale Rohr
General Counsel .....	Dick Nixon
Administrative Assistant (Executive Staff) .....	Ginger Salem

## BASEBALL OPERATIONS

Senior Vice President & General Manager .....	Allard Baird
Assistant General Manager-Baseball Operations .....	Muzzy Jackson
Senior Advisor to the General Manager .....	Art Stewart
Assistant to the General Manager .....	Brian Murphy
Special Assistant to the General Manager .....	Pat Jones
Manager of Major League Operations .....	Karol Kyte

### Procurement

Senior Director-Scouting .....	Deric Ladnier
Manager - Scouting Operations .....	Jin Wong
Manager - Scouting Administration .....	Linda Smith

### Player Development

Senior Director - Minor League Operations .....	Bob Hegman
Manager - Minor League Operations .....	Shaun McGinn
Coordinator - Minor League Operations .....	Mindy Torrey

### Team Travel

Manager - Team Travel .....	Jeff Davenport
-----------------------------	----------------

## Major League Support Staff

Team Physician .....	Steven Joyce, MD
Associate Physicians .....	Mark Bernhardt, MD, Dan Gurba, MD, Thomas Phillips, MD, Charles Rhoades, MD
Athletic Trainer .....	Nick Swartz
Assistant Athletic Trainer .....	Lee Kuntz
Strength & Conditioning Coordinator .....	Tim Maxey
Equipment Manager .....	Mike Burkhalter
Visiting Clubhouse Manager .....	Chuck Hawke

## BUSINESS OPERATIONS

Senior Vice President-Business Operations .....	Mark Gorris
Executive Administrative Assistant .....	Cindy Hamilton

### Community Relations

Director - Community Relations .....	Shani Tate
Administrative Assistant .....	Diana Lehman
Community Relations Coordinator .....	Ben Aken
Mascot Coordinator .....	Byron Shores

# Royals Club Directory

## Human Resources

Director - Human Resources .....	Sylvia Patillo
Human Resources Administrator .....	Lynne Elder

## Lancer Program

Director - Lancer Program .....	Rick Amos
Manager - Lancer Program .....	Lyndy Luther

## Season Tickets

Director - Season Ticket Services .....	Joe Grigoli
Season Tickets Coordinator .....	Mary Lee Martino

## Finance & Information Services

Vice President - Finance & Information Services .....	Dale Rohr
Senior Administrative Assistant .....	Janet Milone

## Accounting

Senior Director/Controller .....	John Luther
Accounting Coordinator .....	Sarah Kosfeld
Accounting Coordinator .....	Shelley Wilson

## Payroll

Director - Payroll & Benefits Accounting .....	Tom Pfannenstiel
Payroll Administrator .....	Margaret Willits

## Information Services

Senior Director - Information Services .....	Jim Edwards
Manager - Programming & System Analyst .....	Becky Randall
Manager - Client Services Specialist .....	Scott Novak

## Marketing & Communications

Vice President - Marketing & Communications .....	Mike Levy
Senior Administrative Assistant .....	Rachelle Smith

## Broadcast Services

Director - Broadcast Services & Royals Alumni .....	Fred White
---	------------

## Communications

Senior Director - Media Relations .....	David Witty
Manager - Media Relations .....	Aaron Babcock
Manager - Media Services .....	Chris Stathos

## Corporate Sponsorship Sales

Director - Corporate Sponsorship Sales .....	Kevin Battle
Manager - Corporate Sponsorship Sales .....	Mike Stephens

## Game Entertainment & Productions

Manager - Game Entertainment & Productions .....	Brandon Verzal
Coordinator - Game Entertainment & Productions .....	Chris DeRuyscher

## Group Sales

Director - Group Sales .....	Michele Kammerer
Account Executive .....	Paul Frederick
Account Executive .....	Scott Wadsworth

## Marketing

Director - Marketing .....	Tonya Mangels
Marketing Manager .....	Kim Hillix
Administrative Assistant - Marketing & Group Sales .....	Curt Nelson

## MLBAM

MLB Advanced Media Club Website Editor ..... Chris Shaeffer  
MLB Advanced Media Club Website Assistant Editor ..... Chad Rader

## BALLPARK OPERATIONS & DEVELOPMENT

Vice President - Ballpark Operations & Development ..... Jay Hinrichs

### Event Operations

Director - Event Operations & Revenue Development ..... Chris Richardson  
Administrative Assistant ..... Mary Rabon

### Groundskeeping & Landscaping

Director - Groundskeeping & Landscaping ..... Trevor Vance  
Manager - Groundskeeping ..... Jonnie Reed  
Landscape Assistant ..... Anthony Bruce

### Stadium Engineering

Manager - Stadium Engineering ..... Chris Frank  
Supervisor-Stadium Operations Technicians ..... Marty Roe  
Stadium Operations Technician ..... Byron Clark  
Stadium Operations Technician ..... Bill Meyer  
Stadium Operations Technician ..... Louis Noble  
Stadium Operations Technician ..... Ken Pepin

### Stadium Operations

Director - Stadium Operations ..... Rodney Lewallen  
Stadium Operations Coordinator ..... Judy VanMeter  
Telephone Services Coordinator ..... Kathy Butler  
Mail Services Coordinator ..... Larry Garrett

### Stadium Services

Supervisor - Stadium Services ..... Johnny Williams

### Ticket Office

Director - Ticket Operations ..... Lance Buckley  
Director - Ticket Services ..... Chris Darr  
Call Center Manager ..... Nukrisha Lee  
Ticket Office Coordinator ..... Betty Bax  
Ticket Office Coordinator ..... Jacque Tschirhart

## Ticket Information

### By Mail:

Ticket Office • Kansas City Royals • P.O. Box 419969 • Kansas City, MO 64141-6969

**By Charge Card Line:** 1-800-6ROYALS

**For the Hearing Impaired:** (816) 504-4010


**For More Information:** (816) 504-4040

### Ticket Prices

Club Level Box .....	\$19.00
Field Level Box .....	\$17.00
Plaza Level Reserved .....	\$15.00
View Level (Upper) Box .....	\$12.00
View Level (Upper) Reserved .....	\$11.00
*General Admission .....	\$7.00
*Youth General Admission .....	\$3.50

\*Only available 1 1/2 hours before games at Gates C and D.

1/2 Price Nights: View Level Reserved Seats \$5.50.



# David D. Glass

## Owner/Chief Executive Officer

David D. Glass became Owner and Chief Executive Officer of the Kansas City Royals on April 18, 2000 after serving as Chairman of the Board of Directors of the Royals since Sept. 23, 1993.

The former President and Chief Executive Officer of Wal-Mart Stores, Inc., Glass joined the company in 1976. Before assuming his position at Wal-Mart, he was general manager of Consumer Markets, a grocery chain in Springfield, Mo.

In his position as Executive Vice President of Finance for Wal-Mart Stores, he administered the overall financial and accounting responsibilities of the company, prior to his appointment as Vice Chairman and Chief Financial Officer. He served in that role until 1984 when he was named President and Wal-Mart's Chief Operating Officer. In 1988 he was named Wal-Mart's Chief Executive Officer. He stepped down from the position in January of 2000.

Glass was active in the company's growth from 125 stores in 1976 to its present operation, which includes more than 2,000 Wal-Mart stores and Supercenters, as well as over 400 Sam's Clubs, with international markets in Mexico, Puerto Rico, Canada, South America, China, Korea, Germany and the United Kingdom. The company also operates McLane Company, a wholesale grocery distributor.

Glass was named Retailer of the Year by members of the retail industry in 1986 and 1991, and in 1989 he was honored as one of the Ten Most Outstanding Business Leaders by the Board of Trustees from the Northwood Institute. He has been named Most Admired CEO by Fortune magazine and was tabbed as the 1995 Chief Executive Officer of the Year by Chief Executive magazine.

He is a member of the Board of Wal-Mart Stores, Inc., the Bank of Bentonville and a member of The Business Council.

A native of Mountain View, Mo., Glass graduated from Southwest Missouri State University in Springfield and serves as a member of their alumni association. In 1988, the SMSU College of Business was named David D. Glass Hall in honor of his support and dedication to higher education.

Glass and his wife, Ruth, are the parents of three children, Dan, Don and Dayna.



# Dan Glass

## President

Dan Glass was named President of the Kansas City Royals on April 18, 2000 and will oversee all aspects of the Royals organization.

Glass previously worked in the Royals Baseball Operations Department from 1993-98. He joined the club as the Baseball Operations Assistant before being named Assistant Director of Player Personnel in 1996, where he assisted with the day-to-day operations of the Major League club and the Player Development and Scouting Departments.

In addition, he was responsible for the coordination and development of the Royals Latin America program. Under Glass's guidance a comprehensive program to enhance the Latin America program was implemented, specifically including lengthening the playing season in the Dominican Republic from four months to 10, adding scouts and instructors in the Dominican Republic and Venezuela and upgrading the facilities in the Dominican Republic. He also initiated classes for Spanish speaking players, teaching them English and how to adapt to American culture.

Prior to joining the Royals, he spent six years as an owner in the jewelry retail business and worked in Glass Enterprises focusing on real estate development projects.

In December, 2000 he was named to the Board of Directors of Hillcrest Bank in Overland Park, Kan.

He attended Southwest Missouri State University and graduated from Drury College with a Bachelors Degree in Business Administration. Before entering college, Dan worked in management for five years with Wal-Mart in Fayetteville, Ark., and as a Assistant Manager in Tahlequah, Okla., Tulsa, Okla., and Carbondale, Ill.

Dan resides in Olathe, Kan., with his wife Penny. He has a son, Dayne, and daughter, Danielle.



## Spencer T. "Herk" Robinson

### Executive Vice President and Chief Operating Officer

Herk Robinson begins his 32nd year with the Kansas City Royals and his 1st as the Executive Vice President and Chief Operating Officer.

He served as the Royals General Manager the past 10 seasons. During his stint as General Manager, which began on Oct. 10, 1990, Robinson pushed for the Royals minor league pipeline to pump quality talent to the major league level, as it did in the 1970's thru mid-1980's.

In the last 10 years, Robinson and his staff reshaped the organization's major and minor league operations. Under his guidance, the Royals have a rededication to scouting and signing amateur players, while continuing a strong player development program and improving the club through key trades and acquisitions. This hard work payed off as the organization's success has been rewarded in recent years. In 1994, the Royals were named Organization of the Year by Topps, *Baseball America* and *USA Today*. In 1995, Topps tabbed the Royals and New York Mets as co-winners of baseball's Organization of the Year award and the Royals finished second to the Oakland Athletics for the top spot in 1998.

Robinson's tenure with the Royals extends far beyond his current title. He and the late Joe Burke are the only Royals executives to have worked in virtually every aspect of the club's baseball and administrative operations. Robinson joined the club just after its inaugural season in December of 1969 as Assistant Scouting Director. He was steadily promoted up the Royals ladder as Director of Operations in 1973, Vice President in 1975 and Executive Vice-President for Administration in 1981. This well-rounded background makes him a solid leader for the Royals.

Before joining the organization, Robinson worked for the Cincinnati Reds as the Assistant Scouting Director from 1962-67 and the Baltimore Orioles as a Territorial Scout in Illinois, Iowa, Kansas and Nebraska in 1968.

Herk was honored at the 2001 Kansas City Baseball Awards Dinner with the "Mister Baseball" Award, which is presented to a person who has contributed greatly to further the cause of professional baseball in Kansas City.

Born June 25, 1940, Robinson attended the University of Miami (Fla.) and Washington University in St. Louis. He and his wife, Kathy, reside in Greenwood, Mo.

# Board of Directors



## Ruth Glass

Ruth Glass, the wife of David Glass, and mother of three children, Dan, Don and Dayna, will be a member of the Royals Board of Directors. A native of New Mexico, Ruth makes numerous appearances as an inspirational speaker at Christian womens groups, churches and businesses. She is also a member of the Arkansas Athletic Outreach Board of Directors. She currently resides with David in Bentonville, Ark.



## Don Glass

Don Glass brings a multi-talented background to the Kansas City Royals. He is the owner of Springfield Card and Comic Wholesale, a real estate appraiser, part-owner in Glass Enterprises L.L.C., and a board member of Glass Family Charitable Trust. He also has a vast educational background earning Bachelor's Degrees in Geology and Secondary Education from the University of Arkansas, as well as a B.S. in Management Information Systems from the University of Tulsa.

Glass, 43, resides in Bentonville, Ark., with his wife, Vicky, and children, Darian, Whitney and Mitchell.



## Dayna Martz

An avid baseball fan her entire life, Dayna brings love and passion for the game as a member of the Royals Board of Directors. She has worked in the business community in finance, merchandising and retail sales and currently owns and operates a business in Bentonville, Ark. She is also the Chairman of PMD Enterprises, Secretary/Treasurer of the Glass Family Foundation and active partner in the Leyna Group.

Martz graduated from the University of Arkansas with a Bachelor's Degree in Retail Marketing. She currently resides in Bentonville with her husband, Phil, and their three children, Kyle, Cameron and Kenzie.



## Julia Irene Kauffman

Julia Irene Kauffman is Chairman and Chief Executive Officer of the Muriel McBrien Kauffman Foundation, which focuses its philanthropic activities in the performing and visual arts in the Greater Kansas City community.

Prior to assuming the office of Chairman with the Foundation, Ms. Kauffman worked for the Kansas City Royals Baseball Club as Director of Civic and Community Relations. She has been a member of the Royal Lancers organization since 1977, was elected to the Lancer Board of Directors in May 1998 and was Lancer President in 1999.

Julia currently serves on the Board of Directors of the Kansas City Symphony Foundation and the Lyric Opera of Kansas City and is Chairman of the State Ballet of Missouri Board of Directors. She was appointed to the Nelson-Atkins Museum of Art Board of Trustees in 1997.



# Allard Baird

## Senior VP and General Manager-Baseball Operations

Allard Baird was named General Manager of the Royals on June 17, 2000 after serving as the Vice President and Assistant General Manager-Baseball Operations since September, 1998.

Baird is in his 13th season with the organization. He began his career with the Royals as the hitting coach at Appleton in 1988. After a two-year stint in the Midwest League he served as the Territorial Scouting Supervisor for Florida from 1990-92 and had on-the-field duties in the Player Development Department.

He was promoted to National Cross-Checker in 1993 and held that position until he was named Special Assistant to the General Manager in February of 1997.

In 1996, Baird was named the 27th annual Ewing M. Kauffman Award winner and in 2000 he was a member of the Olympic Baseball Selection Committee, for the Gold Medal winning U.S. team.

Prior to joining the Royals, the 38-year-old native of Rochester, N.H., was the head baseball coach at Broward (Fla.) Community College from 1986-87. He began his coaching career in 1985 as an assistant coach at Southern Arkansas University where he also played shortstop. He owned and operated Pros Way Baseball School in Ft. Lauderdale from 1986-93.

He attended St. Petersburg (Fla.) Junior College and South Arkansas University. His wife's name is Julie.



# Mark Gorris

## Senior Vice President Business Operations

Mark Gorris was named Senior Vice President, Business Operations on Jan. 12, 2001. He oversees the entire business side of the Royals, including marketing, communications, stadium and ticket operations, community relations, finance and human resources.

In 1997, Gorris joined Major League Baseball as Vice President, Team Services and in 1998 was named Senior Vice President, Club Relations. His role in the Commissioner's Office was targeted at improving business communications between MLB and the 30 clubs. He also helped lead several marketing initiatives between the clubs, MLB and the MLB Players Association.

Prior to joining MLB, Gorris worked for the St. Louis Cardinals within a 15-year career with Anheuser-Busch. In 1987, after holding several marketing and administrative positions with Busch Entertainment Corporation and Busch Stadium, he was named Vice President of Finance and Administration for the Cardinals. In 1990, he became the club's Vice President of Business Operations. While with the Cardinals, Gorris also served on several MLB committees and helped create the current distribution of club revenue sharing.

A native of St. Louis, Gorris received his Bachelor's Degree in Business Administration from Washington University and his MBA Degree from St. Louis University. He and his wife, Diane, have three children, Austin, Andrea and Alissa.



# George Brett

## Vice President Baseball Operations

George Brett is in his 8th year as the Royals Vice President-Baseball Operations. The 47-year-old Hall of Famer assists Allard Baird in the day-to-day direction of the Major League club as well as the operation of the scouting and player development areas. He is active in the selection of the club's managers and coaches and is involved in the decision-making process for the acquisition of players.

Brett was inducted into Baseball's Hall of Fame in July of 1999 after receiving 98 percent of the votes, the fourth-highest mark in history. He played 21 seasons for the Royals, collecting 3,154 hits, 3 batting titles (1976, 1980 and 1990) and a Most Valuable Player award (1980). The Royals retired George's number 5 and inducted him into the club's Hall of Fame on May 14, 1994.

Brett has a long-time association with the Keith Worthington ALS Chapter, serving as Honorary Fund Raising Chairman and hosting such events as the George Brett Golf Tournament, the annual ALS Auction, and Lou Gehrig Night at Kauffman Stadium. Additionally, a George Brett ALS Research Fund has been established for specific ALS research projects.

George and his wife, Leslie, have 3 sons, Jackson, Dylan and Robin.



# Jay Hinrichs

## Vice President Ballpark Operations & Development

A veteran of 16 years with the Kansas City Royals, Hinrichs is responsible for many facets of the Royals facility and personnel operations including Event Operations, Groundskeeping and Landscaping, Stadium Operations, Ticket Operations, Volume Services and the Stadium Club. He is also responsible for lease negotiations and facilities design and coordination for the Royals new spring training site in Surprise, Ariz.

He was named Senior Director of Operations and Administration in August of 1999. He was promoted to Vice President Administration and Development on February of 2000 and named to his current position on November of 2000. Before moving to the Operations Department, Jay served 10 seasons in the Baseball Operations Department as the Assistant General Manager.

He received the organization's 1997 Community Service Award for his volunteer efforts in the Kansas City community. Hinrichs currently is the Chairman-Elect for the National Kidney Foundation of Kansas and Western Missouri. He will also coordinate the Royals associates participation in the Kansas City Corporate Challenge for the fourth straight year in 2001.

He earned a Bachelor's Degree in General Studies in May of 1980 and his Master's Degree in Business Administration in 1983 from the University of Kansas.

Jay, 43, resides in Leawood, Kan., with his wife, Julie and 3-year old son, Jared.



## **Mike Levy**

### **Vice President Marketing & Communications**

Mike Levy enters his 6th season as Vice President-Marketing and Communications. He oversees marketing, promotions, sponsorships, media relations, broadcasting and group sales.

Levy brings a strong marketing background to the Royals. He was Director of Sales for the Houston Astros from 1986 to 1991. He was responsible for directing the promotion, sales and overall operations for group, season, sky box and star suite tickets. He also administered corporate ticket promotions, sales training and ticket office operations.

Levy served as the Executive Vice President for the Venture Marketing Group in Houston from 1991 until joining the Royals. He was in charge of overall marketing, communications and operations for several race tracks. Prior to his stay in Houston, Levy worked for the Pittsburgh Civic Arena Corporation and handled the sales and marketing for their professional football, soccer and hockey teams.

The 40-year old Levy earned a Bachelor's Degree in advertising/communications from Duquesne University in Pittsburgh in 1982. He and his wife, Bennie, have 2 children, Madison and Michael.



## **Dale Rohr**

### **Vice President Finance & Information Services**

Dale Rohr is Vice President-Finance and as the Royals chief financial officer, is involved in virtually all facets of the organization. He officially serves as secretary/treasurer for the club.

Rohr joined the Royals in July of 1974 as controller and was appointed to a vice-president position in November of 1980. In January of 1989, his title was changed to Vice President-Finance.

Rohr was born May 27, 1947 in Denver, but grew up in the Kansas City area where he attended Bishop Miege High School. He received a degree in business from Kansas State University in 1970.

Rohr and his wife Mary, have two children, Tom and Julie.

# 2001 ROYALS

Operations Staff


Support Staff

Manager

Coaching Staff

Roster

Players



# Baseball Operations Staff



## Muzzy Jackson

### Assistant General Manager Baseball Operations

Jackson, 32, begins his 10th season in professional baseball in 2001. He rejoined the Royals in August of 1999 and will serve as the Assistant General Manager-Baseball Operations this year.

Jackson assists Allard Baird in all areas of Major League operations including player trades, free agent acquisitions, contract negotiations and player development and scouting. He is directly responsible for negotiations of player and personnel contracts, supervision of medical, strength and conditioning and equipment staff. He will also coordinate the Royals Professional Scouting staff in 2001.

Jackson first worked for the Royals from 1993-97. He began as the Assistant Director of Minor League Operations before being named Assistant Director - Scouting and Player Development in October of 1995. He joined the Cincinnati Reds in December of 1997 as the Director of Player Development.

Jackson began his baseball career with the Chicago White Sox as a 1990 draftee. He graduated from Colquitt County (Moultrie, Ga.) High. He received his Bachelor of Science Degree in Industrial Administration from Mercer University (Macon, Ga.) and his Master of Education Degree from East Stroudsburg (Pa.) State University. He resides in Kansas City, Mo., with his wife, Kristina.



## Brian Murphy

### Assistant to the General Manager

Brian Murphy embarks on his 40th year in professional baseball as the Assistant to General Manager Allard Baird. While assisting Baird, he will have significant responsibilities in the areas of player procurement and player development and play a key role in personnel decisions at the Major League and Minor League levels.

He rejoined the Royals on Aug. 16, 2000 after spending the previous four years in the Atlanta Braves organization as the Special Assistant to the General Manager.

Murphy began his professional career in 1962 in the Pittsburgh Pirates organization. He played 17 years in the Minor Leagues in the Pittsburgh, Boston, Montreal, Minnesota and Kansas City organizations. He completed his 6-year playing career in the Royals system in 1978 with Omaha (AAA).

From 1979-82 Murphy served as a Minor League Manager for both the Royals and Chicago Cubs before being named the Northeast Area Scout for Kansas City in 1983. He was named East Coast Supervisor in 1986 and was a National Cross-Checker for the Royals from 1987-90. In 1991 he was named the Special Assistant to General Manager Herk Robinson, a position he held until joining the Braves in 1997. In 1989 he was named the Ewing Kauffman award winner for his contributions to the Royals Scouting Department.

Murphy, 57, graduated from Fairfield (Conn.) Prep and received his Business Degree from the University of Bridgeport in Bridgeport, Conn. He currently resides in Sarasota, Fla.



## Art Stewart

### Senior Advisor to the General Manager

Art Stewart begins his 32nd season with the Royals and first as the Senior Advisor to the General Manager. He held the position of Senior Special Assistant to the General Manager since 1997 after serving as the Director of Scouting since 1984.

Before joining the Royals front office he spent 16 years covering the Midwest as a Royals' scout. He began his career in professional baseball in 1953 as a territorial scout for the New York Yankees and was the Midwest Scouting Supervisor from 1958-69.

Stewart has received numerous awards during his 47 years in baseball including the Ewing M. Kauffman Scouting Award in 1970 and 1983. In 1998 he received an award "For Long Meritorious Service to Baseball" from colleagues and the Topps Company. He received the Bing Devine Executive of the Year Award at the 2nd St. Louis Major League Scouts Hall of Fame Banquet in 1998 and was named "Mister Baseball" at the 29th Kansas City Royals Awards Banquet in January of 1999.

Stewart resides in Lee's Summit, Mo., with his wife Donna. They have one daughter, Dawn.



## Pat Jones

### Special Assistant to the General Manager

Pat Jones starts his 5th year in the Kansas City organization as Special Assistant to General Manager Allard Baird. Jones joined the Royals in 1997 as the East Coast Cross-Checker and was named a National Cross-Checker in 1999. Prior to joining the Royals, Jones worked as an Area Scout in the Colorado Rockies organization from 1992-96.

Jones, 38, graduated from Ottumwa (Iowa) High. He attended Indian Hills Community College in Centerville, Iowa and received his Bachelor of Science Degree in Business Management from Southern Arkansas University in 1988.

He currently resides in Coconut Creek, Fla., with his wife, Milly.



## Karol Kyte

### Manager of Major League Operations

Karol Kyte is beginning her 11th year in the Royals organization and 1st as the Manager of Major League Operations. Her responsibilities include the day-to-day operations of the Major League club as well as overseeing the budgetary aspects of the Royals Dominican Academy in Salcedo and administering the immigration program for all foreign players.

Kyte joined Kansas City on March 9, 1991 as Office Manager of the Royals Minor League facility in Baseball City, Fla. She moved to Kansas City in 1992 and was named as the Scouting Secretary in the Royals front office. She was promoted to Administrative Assistant - Scouting in 1995, Scouting Administrator in 1998 and Senior Administrative Assistant - Baseball Operations in 1999, before assuming her current role.

Karol received her Bachelor of Science Degree in Sports Management from the University of Oregon in 1990. She resides in Independence, Mo., with her husband, Frank, who is the Royals Major and Minor League Rehabilitation Coordinator. They have two daughters, Heather and Shannon.

# Royals Support Staff



## Dr. Steve Joyce

### Team Physician

Dr. Steve Joyce begins his 23rd year as a Team Physician and 15th as the Head Team Physician for the Kansas City Royals. Dr. Joyce is an orthopedic surgeon at Dickson-Dively Midwest Orthopedic Clinic and Kansas City Orthopedic Institute, which was established in 1999. He was the President of the Major League Baseball Physicians Association in 1994 and 1995.

Dr. Joyce received his Bachelor of Science Degree in Business from the University of Kansas and his Medical Degree from the University of Kansas Medical Center. An avid golfer, Dr. Joyce resides in Leawood, Kan., with his wife, Lundy and twin sons, Alex and Nick.



## Nick Swartz

### Athletic Trainer

In his 25th season in the organization, Nick Swartz begins his 13th year in Kansas City and 11th as the Royals Head Athletic Trainer. Swartz moved up the ranks as the trainer at Sarasota, Ft. Myers, Jacksonville and Omaha prior to his arrival in Kansas City. He has worked as a trainer in the winter leagues (1981, 1983) for Team USA in the Intercontinental Cup Games in 1987 and for Team USA in the Presidential Cup in 1989. He also coordinated the 1st Olympic baseball trials in 1991 and was selected as the trainer for the 1996 American League All-Star squad.

Swartz graduated from Eastern Illinois University with a Bachelor's Degree in Physical Education and resides in Blue Springs, Mo., with his wife, CeeCee and children, Eric, Jr. and Brooke.



## Lee Kuntz

### Assistant Athletic Trainer

Lee Kuntz begins his 3rd season in the Royals organization as the Assistant Athletic Trainer. He has been in the athletic training field since graduating from Lock Haven State College in 1983. He worked primarily in the Cleveland Indians organization, working his way up through the system as the Athletic Trainer in Batavia (Short-Season A), Waterloo (A), Kinston (A), Williamsport (AA), Canton (AA), Charlotte (AAA) and most recently in Buffalo (AAA). He briefly left baseball following the 1998 season and worked at the Sports Medicine Clinic in Macon, Ga.

Kuntz, 39, holds a Master's Degree from Tennessee Tech University and resides in Akron, Ohio with his wife, Leslie, and daughter, Leah.



## Tim Maxey

### Strength and Conditioning Coordinator

Tim Maxey, who begins his 3rd season as the Royals Strength and Conditioning Coordinator, oversees the strength and conditioning program for the entire Royals organization. He joined the organization in 1998 as the Minor League Strength and Conditioning Coordinator. He held a similar position with Buffalo (AAA) in the Cleveland system in 1997. Maxey also served as a graduate assistant strength and conditioning coach at Ohio State University in 1996.

Maxey received his Bachelor's Degree from Shawnee State University and a Master's Degree from Ohio State University. He and his wife, Amy, reside in Overland Park, Kan.



## Jeff Davenport

### Manager-Team Travel

Jeff starts his 2nd season in the Royals organization and 1st as the Manager - Team Travel. He served as the hitting coach for Royals short season club at Spokane in the Northwest League in 2000.

He began his professional baseball career in 1994 when he was signed as a non-drafted free agent by Boston. He was a catcher in the Red Sox system until 1996, when he served part of the season as the Red Sox Major League bullpen catcher. He also served as a coach, and worked in the Baseball Operations Department in the off-season in the Arizona Diamondbacks organization in 1997 and 1998. He spent the 1999 season as the Major League bullpen catcher for the Chicago Cubs.

Davenport received his Bachelor of Arts Degree in Communications from Youngstown State University. While at Youngstown State, he played four seasons as a catcher on the baseball team. A 30-year old native of Greenville, Ohio, he currently resides in Kansas City, Mo.



## Mike Burkhalter

### Equipment Manager

Mike enters his 10th season as the Royals equipment manager in 2001. He oversees the home clubhouse and the inventory and distribution of equipment. He also accompanies the team to spring training and on road trips. Prior to being named Equipment Manager he worked in the visiting clubhouse for 3 years.

Burkhalter earned his Bachelor of Science Degree in Business from the University of Kansas in 1988. He is a native of Kansas City and a graduate of Lee's Summit High. He currently resides in Kansas City, Mo.



## Chris Carr

### Performance Psychologist

Chris Carr joined the Royals in February, 2000 as the Performance Psychologist and will work with Major and Minor League players once again in 2001. He is also the Sports Psychologist for the Methodist Sports Medicine Center in Indianapolis, Ind. Previously, he had been the Sports Psychologist for the Ohio State University Sports Medicine Center for five years, where his responsibilities included coordinating psychological services for the Ohio State Athletic Department.

Dr. Carr is entering his 8th year as the Sports Psychologist for the United States Men's Alpine Ski Team and is the Chairperson of the Sports Psychology Committee for the U.S. Skiing and Snowboarding Association. He was also the Team Psychologist for Columbus Crew in MLS and has been involved in performance planning for both the 1994 and 1998 Winter Olympic games. Prior to coming to Ohio State, he was the Sports Psychologist for Counseling and Consultation at Arizona State University and was the Team Counselor for the Arizona Cardinals football team.

Dr. Carr earned his Bachelor of Arts Degree in Psychology from Wabash College. He has a Master of Arts Degree and Ph.D. in Counseling Psychology from Ball State University. He resides in Indianapolis, Ind., with his wife, Kelli, and daughter, Rachel.

# 2001 Royals Roster

**MANAGER:** Tony Muser (40); **COACHES:** Rich Dauer (25), Tom Gamboa (21), Lamar Johnson (23), Jamie Quirk (9), Brent Strom (30), Frank White (20).

No.	Pitchers (19)	B-T	Ht.	Wt.	Born	Birthplace	2000 Club	W-L	ERA	G	GS	CG	SV	IP	H	R	ER	BB	SO	MLS	
48	Jeremy Affeldt	L-L	6-4	215	06-06-79	Phoenix, AZ	Wilmington	5-15	4.09	27	26	0	0	147.1	158	87	67	59	92	0.000	
33	Chad Durbin	R-R	6-2	200	12-10-77	Spring Valley, IL	ROYALS	2-5	8.21	16	16	0	0	72.1	91	71	66	43	37	0.101	
49	Chris Fussell	R-R	6-2	200	05-19-76	Oregon, OH	KANSAS CITY	4-4	4.46	12	12	0	0	72.2	75	37	36	22	53		
							Omaha	5-3	6.30	20	9	0	0	70.0	76	52	49	44	46	1.109	
							Omaha	1-1	4.98	6	6	0	0	21.2	22	13	12	12	12		
47	Junior Guerrero	R-R	6-2	215	08-21-79	Santo Domingo, D.R.	Gulf Coast	0-1	2.45	2	2	0	0	3.2	6	5	1	2	6		
28	Doug Henry	R-R	6-4	205	12-10-63	Sacramento, CA	Wichita	4-10	5.70	28	24	0	0	131.0	153	93	83	69	79	0.000	
							Houston	1-3	4.42	45	0	0	1	53.0	39	26	26	28	46	9.076	
							San Francisco	3-1	2.49	27	0	0	0	25.1	18	10	7	21	16		
39	Roberto Hernandez	R-R	6-4	250	11-11-64	Santruce, P.R.	Tampa Bay	4-7	3.19	68	0	0	32	73.1	76	33	26	24	61	9.020	
32	Brett Laxton	L-R	6-1	210	10-05-73	Stafford, NJ	Omaha	5-9	5.32	21	21	0	0	108.1	118	69	64	61	88	0.058	
							KANSAS CITY	0-1	8.10	6	1	0	0	16.2	23	18	18	9	15	4.083	
59	Brian Meadows	R-R	6-4	220	11-21-75	Montgomery, AL	San Diego	7-8	5.32	22	22	0	0	124.2	150	80	74	50	53	3.000	
							KANSAS CITY	6-2	4.77	11	10	2	0	71.2	84	39	38	14	26		
45	Orber Moreno	R-R	6-3	200	04-27-77	Caracas, Ven.	—Did Not Pitch—													1.132	
57	Scott Mullen	R-L	6-2	195	01-17-75	San Benito, TX	KANSAS CITY	0-0	4.35	11	0	0	0	10.1	10	5	5	3	7	0.032	
							Omaha	2-1	3.05	16	0	0	5	20.2	15	10	7	8	21		
							Wichita	3-2	3.19	33	1	0	7	73.1	65	27	26	26	61		
36	Dan Murray	R-R	6-1	195	11-21-73	Los Alamitos, CA	Omaha	10-9	5.27	27	22	1	1	140.2	148	99	87	60	102		
							KANSAS CITY	0-0	4.66	10	0	0	0	19.1	20	10	10	10	16	0.072	
41	Dan Reichert	R-R	6-3	175	07-12-76	Monterey, CA	KANSAS CITY	8-10	4.70	44	18	1	2	153.1	157	92	80	91	94	1.087	
50	Jose Rosado	L-L	6-0	185	11-09-74	Jersey City, NJ	KANSAS CITY	2-2	5.86	5	1	0	0	27.2	23	18	18	9	15	4.083	
46	Jose Santiago	R-R	6-3	215	11-05-74	Fajardo, P.R.	KANSAS CITY	8-6	3.91	45	0	0	2	69.0	70	33	30	26	44	2.024	
							Omaha	0-1	3.18	11	0	0	4	17.0	19	7	6	3	14		
52	Shawn Sonnier	R-R	6-5	210	07-05-76	Rayne, LA	Wichita	0-3	2.25	48	0	0	21	64.0	41	22	16	26	90	0.000	
34	Blake Stein	R-R	6-7	240	08-03-73	McComb, MS	Wilmington	0-0	6.75	2	2	0	0	5.1	6	4	4	2	12	2.045	
							Wichita	1-0	6.23	2	2	0	0	8.2	10	6	6	1	12		
							Omaha	2-0	0.73	2	2	0	0	12.1	9	1	1	2	14		
							KANSAS CITY	8-5	4.68	17	1	0	1	107.2	98	57	56	57	78		
37	Jeff Suppan	R-R	6-2	210	01-02-75	Oklahoma City, OK	KANSAS CITY	10-9	4.94	35	33	3	0	217.0	240	121	119	84	128	3.164	
17	Mac Suzuki	R-R	6-3	205	05-31-75	Kobe, Japan	KANSAS CITY	8-10	4.34	32	29	1	0	188.2	195	100	91	94	135	2.059	
51	Kris Wilson	R-R	6-4	225	08-06-76	Washington, DC	KANSAS CITY	0-1	4.19	20	0	0	0	34.1	38	16	16	11	17	0.066	
							Wichita	7-3	3.51	21	15	1	0	102.2	99	52	40	21	69		
No. Catchers (4)		B-T	Ht.	Wt.	Born	Birthplace	2000 Club	AVG.	G	AB	R	H	2B	3B	HR	RBI	BB	SO	SB	MLS	
12	A.J. Hinch	R-R	6-1	205	05-15-74	Waverly, IA	Oakland	.250	6	8	1	2	0	0	0	0	1	1	0	0	
							Sacramento	.266	109	417	65	111	23	2	6	47	45	67	5	2.020	
22	Hector Ortiz	R-R	6-0	205	10-14-69	Rio Piedras, P.R.	Omaha	.322	68	227	30	73	12	0	6	24	22	18	4		
							KANSAS CITY	.386	26	88	15	34	6	0	0	5	8	8	0	0.103	
2	Paul Phillips	R-R	5-11	185	04-15-77	Demopolis, AL	Wichita	.292	82	291	49	85	11	5	4	30	21	22	4	0.000	
44	Gregg Zaun	S-R	5-10	190	04-14-71	Glendale, CA	KANSAS CITY	.274	83	234	36	64	11	0	7	33	43	34	7	5.105	
							Omaha	.280	9	25	7	7	3	0	0	3	4	3	1		
No. Infielders (8)		B-T	Ht.	Wt.	Born	Birthplace	2000 Club	AVG.	G	AB	R	H	2B	3B	HR	RBI	BB	SO	SB	MLS	
13	Luis Alica	S-R	5-9	175	07-29-65	Santruce, P.R.	Texas	.294	139	540	85	159	25	8	6	63	59	75	1	10.055	
19	Wilson Delgado	S-R	5-11	165	07-15-75	San Cristobal, D.R.	New York (AL)	.244	31	45	6	11	1	0	1	4	5	9	1	2.016	
							KANSAS CITY	.265	33	83	15	22	1	0	0	7	6	17	1		
3	Carlos Febles	R-R	5-11	185	05-24-76	El Seybo, D.R.	KANSAS CITY	.257	100	339	59	87	12	1	2	29	36	48	17	2.014	
							Gulf Coast	.333	1	3	0	1	1	0	0	0	1	0	1		
							Wichita	.133	4	15	2	2	0	0	0	1	2	4	2		
							Omaha	.214	11	42	6	9	4	0	1	5	7	10	3		
6	Dave McCarty	R-L	6-5	215	11-23-69	Houston, TX	KANSAS CITY	.278	103	270	34	75	14	2	12	53	22	68	0	4.033	
8	Luis Ordez	R-R	5-11	170	8-12-75	Maracaibo, Ven.	KANSAS CITY	.221	65	104	17	23	2	0	0	11	5	10	4	1.170	
16	Joe Randa	R-R	5-11	190	12-18-69	Milwaukee, WI	KANSAS CITY	.304	158	612	88	186	29	4	15	106	36	66	6	5.114	
1	Ray Sanchez	R-R	5-9	175	10-05-67	Rio Piedras, P.R.	KANSAS CITY	.273	143	509	68	139	18	2	1	38	28	55	7	9.021	
29	Mike Sweeney	R-R	6-3	225	07-22-73	Orange, CA	KANSAS CITY	.333	159	618	105	206	30	0	29	144	71	67	8	4.069	
No. Outfielders (6)		B-T	Ht.	Wt.	Born	Birthplace	2000 Club	AVG.	G	AB	R	H	2B	3B	HR	RBI	BB	SO	SB	MLS	
15	Carlos Beltran	S-R	6-1	190	04-24-77	Manati, P.R.	KANSAS CITY	.247	98	372	49	92	15	4	7	44	35	69	13	2.014	
							Gulf Coast	.500	1	4	3	2	1	0	1	1	1	0	0		
							Wilmington	.308	3	13	2	4	0	0	1	2	6	0	5	0	
							Omaha	.333	5	18	4	6	1	0	2	2	3	3	1		
27	Dee Brown	L-R	6-0	225	03-27-78	Bronx, NY	Omaha	.269	125	479	76	129	25	6	23	70	37	112	20	0.076	
							KANSAS CITY	.160	15	25	4	4	1	0	0	4	3	9	0		
							St. Lucie	.298	111	433	84	129	20	2	1	43	47	48	38	0.000	
43	Endy Chavez	L-L	6-0	165	02-07-78	Valencia, Ven.	KANSAS CITY	.321	157	601	107	193	41	2	33	118	69	99	0	4.084	
24	Jermaine Dye	R-R	6-5	220	01-28-74	Vacaville, CA	Wilmington	.254	121	461	63	117	13	4	1	33	45	121	21	0.000	
4	Alexis Gomez	L-L	6-2	180	08-06-80	Loma de Cabrera, DR	Wilmington	.294	135	500	76	147	13	2	20	78	35	91	5	1.015	
14	Mark Quinn	R-R	6-1	195	05-21-74	La Miranda, CA	KANSAS CITY	.377	13	61	8	23	5	0	3	13	0	8	0		

# Royals Non-Roster Invites

No.	Pitchers (11)	B-T	Ht.	Wt.	Born	Birthplace	2000 Club	W-L	ERA	G	GS	CG	SV	IP	H	R	ER	BB	SO	MLS						
26	Jeff Austin	R-R	6-0	185	10-19-76	San Bernardino, CA	Wichita	2-2	2.93	6	6	1	0	43.0	33	16	14	4	31	0.000						
							Omaha	7-9	4.48	23	19	1	0	126.2	150	85	63	35	57							
68	Cory Bailey	R-R	6-1	210	01-24-71	Marion, IL	Nashville	2-4	3.47	55	0	0	12	72.2	76	32	28	35	62	1.080						
54	Doug Bochtler	R-R	6-3	215	07-05-70	West Palm Beach, FL	Omaha	2-1	4.02	27	0	0	2	40.1	37	19	18	28	28	3.169						
							KANSAS CITY	0-2	6.48	6	0	0	0	8.1	13	6	6	10	4							
60	Jared Camp	R-R	6-2	195	05-04-75	Huntington, WV	Akron	0-0	9.35	9	0	0	0	17.1	28	21	18	7	13	0.000						
							Buffalo	0-0	2.25	3	0	0	1	4.0	5	2	1	2	0							
							Tulsa	0-0	0.00	7	0	0	1	10.0	10	6	0	7	4							
							Omaha	1-2	13.50	13	0	0	0	12.2	19	24	19	13	13							
63	Tony Cogan	L-L	6-2	205	12-21-76	Chicago, IL	Wilmington	2-4	4.35	16	3	0	1	39.1	39	22	19	18	31	0.000						
							Charleston	6-2	1.83	13	13	0	0	78.2	65	19	16	14	51							
							Wichita	1-1	11.57	2	0	0	0	2.1	6	4	3	2	1							
56	Jeff D'Amico	R-R	6-3	200	11-09-74	Inglewood, CA	Omaha	3-3	3.83	16	16	1	0	91.2	87	39	39	26	66	0.043						
							KANSAS CITY	0-1	9.22	7	1	0	0	13.2	19	14	14	15	9							
53	Chris George	L-L	6-2	200	09-16-79	Houston, TX	Wichita	8-5	3.14	18	18	0	0	97.1	92	41	34	51	80							
							Omaha	3-2	4.84	8	8	0	0	44.2	47	29	24	20	27	0.000						
38	Jason Grimsley	R-R	6-3	205	08-07-67	Cleveland, TX	New York (AL)	3-2	5.04	63	4	0	1	96.1	100	58	54	42	53	5.149						
61	Mike MacDougal	S-R	6-4	195	03-05-77	Las Vegas, NV	Wilmington	9-7	3.92	26	25	0	1	144.2	115	79	63	76	129	0.000						
							Wichita	0-1	7.71	2	2	0	0	11.2	16	10	10	7	9							
58	Steve Rain	R-R	6-6	260	06-02-75	Los Angeles, CA	Iowa	0-2	3.45	28	0	0	6	31.1	31	14	12	6	34							
							Chicago (NL)	3-4	4.35	37	0	0	0	49.2	46	25	24	27	54	0.139						
31	Jason Rakers	R-R	6-2	200	06-29-73	Pittsburgh, PA	Omaha	3-2	5.52	32	6	0	2	75.0	83	49	46	17	68							
							KANSAS CITY	2-0	9.14	11	0	0	0	21.2	33	22	22	7	16	0.110						
<b>No. Catchers (3)</b>								<b>B-T</b>	<b>Ht.</b>	<b>Wt.</b>	<b>Born</b>	<b>Birthplace</b>	<b>2000 Club</b>	<b>AVG.</b>	<b>G</b>	<b>AB</b>	<b>R</b>	<b>H</b>	<b>2B</b>	<b>3B</b>	<b>HR</b>	<b>RBI</b>	<b>BB</b>	<b>SO</b>	<b>SB</b>	<b>MLS</b>
67	Guillermo Garcia	R-R	6-3	215	04-04-72	Santiago, D.R.	Louisville	.272	102	327	38	89	24	2	14	55	25	54	2	0.061						
64	Michael Tonis	R-R	6-3	220	02-09-79	Sacramento, CA	Charleston	.200	28	100	10	20	8	0	17	9	22	1	0.000							
							Omaha	.500	2	8	1	3	0	0	3	0	3	0								
65	Scott Walter	R-R	6-1	200	12-28-78	Manhattan Beach, CA	Spokane	.114	13	35	2	4	1	0	2	1	10	1	0.000							
<b>No. Infielders (3)</b>								<b>B-T</b>	<b>Ht.</b>	<b>Wt.</b>	<b>Born</b>	<b>Birthplace</b>	<b>2000 Club</b>	<b>AVG.</b>	<b>G</b>	<b>AB</b>	<b>R</b>	<b>H</b>	<b>2B</b>	<b>3B</b>	<b>HR</b>	<b>RBI</b>	<b>BB</b>	<b>SO</b>	<b>SB</b>	<b>MLS</b>
66	Angel Berroa	R-R	6-0	175	01-27-80	Santo Domingo, DR	Visalia	.277	129	429	61	119	25	6	10	63	30	70	11	0.000						
62	Nick Ortiz	R-R	6-0	185	07-09-73	Cidra, P.R.	Wichita	.294	111	381	59	112	19	2	10	62	52	66	14	0.000						
							Norwich	.162	11	37	4	6	0	0	1	7	8	0								
7	Craig Wilson	R-R	6-0	185	09-03-70	Chicago, IL	Chicago (AL)	.260	28	73	12	19	3	0	4	5	11	1	1.157							
							Charlotte	.370	62	230	43	85	14	2	3	34	32	26	0							
<b>No. Outfielders (3)</b>								<b>B-T</b>	<b>Ht.</b>	<b>Wt.</b>	<b>Born</b>	<b>Birthplace</b>	<b>2000 Club</b>	<b>AVG.</b>	<b>G</b>	<b>AB</b>	<b>R</b>	<b>H</b>	<b>2B</b>	<b>3B</b>	<b>HR</b>	<b>RBI</b>	<b>BB</b>	<b>SO</b>	<b>SB</b>	<b>ML SV.</b>
70	Aaron Guiel	L-R	5-10	200	10-05-72	Vancouver, B.C.	Oaxaca (Mex)	.365	56	192	55	70	11	1	22	62	52	35	7	0.000						
							Omaha	.287	73	258	47	74	15	2	13	40	35	24								
18	Raul Ibanez	L-R	6-2	200	06-02-72	Manhattan, NY	Seattle	.229	92	140	21	32	8	0	2	15	14	5	2	3.020						
							Tacoma	.250	10	40	3	10	4	0	0	6	1	3	0							
35	Jon Nunnally	L-R	5-10	190	11-09-71	Pelham, NC	New York (NL)	.189	48	74	16	14	5	1	2	6	17	26	3	3.013						
							Orix (Japan)	.165	42	115	18	19	7	0	5	15	19	44	2							

## Royals Numerical Roster & Pronunciation Guide

### Numerical Roster

1	Rey Sanchez	SS
2	Paul Phillips	C
3	Carlos Febles	2B
4	Alexis Gomez	OF
6	Dave McCarty	1B/OF
7	Craig Wilson	INF
8	Luis Ordez	INF
12	A.J. Hinch	C
13	Luis Alicea	INF
14	Mark Quinn	OF
15	Carlos Beltran	OF
16	Joe Randa	3B
17	Mac Suzuki	RHP
18	Raul Ibanez	OF
19	Wilson Delgado	INF
22	Hector Ortiz	C
24	Jermaine Dye	OF
26	Jeff Austin	RHP
27	Dee Brown	OF
28	Doug Henry	RHP
29	Mike Sweeney	1B
31	Jason Rakers	RHP
32	Brett Laxton	RHP
33	Chad Durbin	RHP

34	Blake Stein	RHP
35	Jon Nunnally	OF
36	Dan Murray	RHP
37	Jeff Suppan	RHP
38	Jason Grimsley	RHP
39	Roberto Hernandez	RHP
41	Dan Reichert	RHP
43	Endy Chavez	OF
44	Gregg Zaun	C
45	Orber Moreno	RHP
46	Jose Santiago	RHP
47	Junior Guerrero	RHP
48	Jeremy Affeldt	LHP
49	Chris Fussell	RHP
50	Jose Rosado	LHP
51	Kris Wilson	RHP
52	Shawn Sonnier	RHP
53	Chris George	LHP
54	Doug Bochtler	RHP
56	Jeff D'Amico	RHP
57	Scott Mullen	LHP
58	Steve Rain	RHP
59	Brian Meadows	RHP
60	Jared Camp	RHP
61	Mike MacDougal	RHP

62	Nick Ortiz	INF
63	Tony Cogan	LHP
64	Michael Tonis	C
65	Scott Walter	C
66	Angel Berroa	SS
67	Guillermo Garcia	C
68	Cory Bailey	RHP
70	Aaron Guiel	OF

### Pronunciation Guide

Jeremy Affeldt	AFF-elt
Luis Alicea	al-a-SAY-a
Carlos Beltran	BELL-tron
Doug Bochtler	BOCK-ler
Jeff D'Amico	da-MEEK-oh
Carlos Febles	FAY-bless
Chris Fussell	(like Russell)
Aaron Guiel	GUY-ell
Raul Ibanez	e-BON-yez
Orber Moreno	MORE-a-no
Dan Reichert	RYE-curt
Shawn Sonnier	SEWN-yea
Jeff Suppan	SUE-pon
Mac Suzuki	suh-ZOO-key
Michael Tonis	TOE-nis



# Tony Muser

## Manager

### Coaching/Managerial Career

**Full Name:**

Anthony Joseph Muser

**Height, Weight:**

6-2, 190

**Bats/Throws:**

Left/Left

**Resides:**

Los Alamitos, Calif.

**Birthdate (Age):**

Aug. 1, 1947 (53)

**Birthplace:**

Los Angeles, CA

**Married:**

Nancy

**Children:**

Tony Jr., Michael, Kristi

**Appointed Manager:**

July 9, 1997

**Contract Status:**

Signed thru 2002

- ▶ Muser logged his third full season as a major league manager in 2000, leading the Royals to a 77-85 record and a 4th place finish in the American League Central Division.
- ▶ With 77 wins in 2000, he posted the most victories and the highest winning percentage since taking over as skipper for the Royals...the final record marked a 13-game improvement of the 1999 campaign.
- ▶ Enters the 2001 season needing just 44 wins to move past Hal McRae and John Wathan for third on the Royals career wins chart.
- ▶ Owns a big league mark of 244-319 after three and a half seasons at the helm of the Royals.
- ▶ Received a 2-year contract extension on May 24, 2000, which will take him through the end of the 2002 season.
- ▶ Guided Kansas City to a 64-97 mark and a 4th place finish in 1999.
- ▶ Led the Royals to a 72-89 record and a 3rd place finish in 1998 after consecutive last place finishes in 1996 and 1997.
- ▶ Named the 12th full-time manager in Royals history on July 9, 1997, replacing Bob Boone.
- ▶ Took over a club that was 36-46 at the All-Star break...led the Royals to a 31-48 mark in the season's 2nd half, his 1st stint as a major league manager.
- ▶ Was working as the Chicago Cubs hitting coach when he got the call from Kansas City...it was his 5th season with the Cubs...was the team's bullpen coach in 1993 and the 3rd base coach from 1994-96.
- ▶ Spent the previous 13 years in the Milwaukee Brewers organization before joining the Cubs.
- ▶ Was a member of Milwaukee's big league staff from 1985-89, serving as a 3rd base coach (1985-88) and hitting instructor (1987-89).

### Royals Managerial Records by Wins

Manager	Years	Record	Win Pct.
Whitey Herzog	1975-79	410-304	.574
Dick Howser	1981-86	404-365	.525
John Wathan	1987-91	287-270	.515
Hal McRae	1991-94	286-277	.508
<b>TONY MUSER</b>	<b>1997-00</b>	<b>244-319</b>	<b>.433</b>
Jack McKeon	1973-75	215-205	.512
Bob Lemon	1970-72	207-218	.487
Bob Boone	1995-97	181-206	.468
Jim Frey	1980-81	127-105	.547
Joe Gordon	1969	69-93	.426
Billy Gardner	1987	62-64	.492
Mike Ferraro	1986	36-38	.486
Charlie Metro	1970	19-33	.365
Bob Schaefer	1991	1-0	1.000

- ▶ Managed Denver (AAA) of the American Association during the 1991-92 seasons...was the league's Manager of the Year in 1991 after leading the Zephyrs to the league title.
- ▶ Began his managerial career in 1980, leading Stockton (A) to the California League championship.
- ▶ Also managed at El Paso (AA) and Vancouver (AAA)...was promoted from Double-A to Triple-A midway through the 1983 season.
- ▶ Spent 1 year (1990) as Milwaukee's West Coast amateur and major league crosschecker.

## Playing Career

- ▶ Muser spent parts of 9 seasons in the major leagues with Boston (1969), the White Sox (1971-75), Baltimore (1975-77) and Milwaukee (1978).
- ▶ Had a .259 career batting average...hit .285 in 109 games for the White Sox in 1973 and .291 in 103 games for the Pale Hose in 1974.
- ▶ Spent his final professional season playing for the Seibu Lions of the Japanese Pacific League in 1979.

## Miscellaneous Notes

- ▶ Muser attended San Diego Mesa Junior College in California...played baseball and football in high school.

Muser's Playing Record

Year	Club	AVG.	G	AB	R	H	2B	3B	HR	RBI	BB	SO	SB
1967	Waterloo	.283	68	251	40	71	15	1	6	42	38	42	3
1968	Greenville	.272	33	114	13	31	7	0	2	12	18	17	1
	Winston-Salem	.381	7	21	1	8	0	0	0	2	1	3	1
1969	Louisville	.282	120	457	57	129	14	4	7	62	43	53	7
	Boston	.111	2	9	0	1	0	0	0	1	1	1	0
1970	Louisville	.281	114	462	66	130	25	7	5	45	38	49	1
1971	Indianapolis	.294	85	310	36	91	10	3	3	31	35	27	0
	Chicago (AL)	.313	11	16	2	5	0	1	0	0	1	1	0
1972	Tucson	.270	83	318	41	86	17	0	3	40	29	28	3
	Chicago (AL)	.279	44	61	6	17	2	2	1	9	2	6	1
1973	Chicago (AL)	.285	109	309	38	88	14	3	4	30	33	36	8
1974	Chicago (AL)	.291	103	206	16	60	5	1	1	18	6	22	18
1975	Chicago/Baltimore	.275	123	193	22	53	6	0	0	17	15	17	2
1976	Baltimore	.227	136	326	25	74	7	1	1	30	21	34	1
1977	Baltimore	.229	120	118	14	27	6	0	0	7	13	16	1
1978	Milwaukee	.133	15	30	0	4	1	1	0	5	3	5	0
Major League Totals		.259	663	1268	123	329	41	9	7	117	95	138	14


Muser's Managerial Record

Year	Club	League	Finish	Won	Lost	Pct.
1980	Stockton	California	1st/1st	90	51	.638
1981	El Paso	Texas	2nd/4th	65	69	.485
1982	El Paso	Texas	1st/2nd	76	60	.559
1983	El Paso	Texas	2nd	35	33	.515
	Vancouver	Pacific Coast	4th	29	41	.414
1984	Vancouver	Pacific Coast	3rd/3rd	71	71	.500
1991	Denver	American Association	1st	79	65	.549
1992	Denver	American Association	2nd	73	71	.507
1997	Kansas City	American	5th	31	48	.392
1998	Kansas City	American	3rd	72	89	.447
1999	Kansas City	American	4th	64	97	.398
2000	Kansas City	American	4th	77	85	.475
Minor League Career Totals				518	461	.529
Major League Career Totals				244	319	.433

## Royals Year-by-Year Managerial Records

Year	Manager	Record	Year	Manager	Record
1969	Joe Gordon	69-93	1986	Mike Ferraro*	36-38
1970	Bob Lemon	46-64	1987	Billy Gardner	62-64
1970	Charlie Metro	19-33	1987	John Wathan	21-15
1971	Bob Lemon	85-76	1988	John Wathan	84-77
1972	Bob Lemon	76-78	1989	John Wathan	92-70
1973	Jack McKeon	88-74	1990	John Wathan	75-86
1974	Jack McKeon	77-85	1991	John Wathan	15-22
1975	Jack McKeon	50-46	1991	Bob Schaefer*	1-0
1975	Whitey Herzog	41-25	1991	Hal McRae	66-58
1976	Whitey Herzog	90-72	1992	Hal McRae	72-90
1977	Whitey Herzog	102-60	1993	Hal McRae	84-78
1978	Whitey Herzog	92-70	1994	Hal McRae	64-51
1979	Whitey Herzog	85-77	1995	Bob Boone	70-74
1980	Jim Frey	97-65	1996	Bob Boone	75-86
1981	Jim Frey	30-40	1997	Bob Boone	36-46
1981	Dick Howser	20-13	1997	Tony Muser	31-48
1982	Dick Howser	90-72	1998	Tony Muser	72-89
1983	Dick Howser	79-83	1999	Tony Muser	64-97
1984	Dick Howser	84-78	2000	Tony Muser	77-85
1985	Dick Howser	91-71			
1986	Dick Howser	40-48			

\*-Interim



## Royals Managerial Records by Percentage

Manager	Years	Record	Win Pct.
Bob Schaefer	1991	1-0	1.000
Whitey Herzog	1975-79	410-304	.574
Jim Frey	1980-81	127-105	.547
Dick Howser	1981-86	404-365	.525
John Wathan	1987-91	287-270	.515
Jack McKeon	1973-75	215-205	.512
Hal McRae	1991-94	286-277	.508
Billy Gardner	1987	62-64	.492
Bob Lemon	1970-72	207-218	.487
Mike Ferraro	1986	36-38	.486
Bob Boone	1995-97	181-206	.468
<b>TONY MUSER</b>	<b>1997-00</b>	<b>244-319</b>	<b>.433</b>
Joe Gordon	1969	69-93	.426
Charlie Metro	1970	19-33	.365



# Rich Dauer

## Third Base Coach

### Coaching Career

- ▶ Dauer enters his 5th season with the Royals as a 3rd base coach...has also worked with the Royals infielders...replaced Tim Foli following the 1996 season.
- ▶ Represented the Royals as a coach on Major League Baseball's All-Star tour to Japan in November of 1998.
- ▶ Joined the Royals organization as a coach at Omaha during the 1993 season under manager Jeff Cox.
- ▶ Served as a roving minor league instructor for the Baltimore Orioles in 1992.
- ▶ Spent 2 seasons (1988-89) as the 3rd base coach for Colorado Springs, Cleveland's Triple-A affiliate, then served on the Indians staff as a 3rd base coach in 1990 and 1991 under John McNamara.
- ▶ Began his managing career as the manager of the San Bernardino (Calif.) Spirits in his home town in 1987.

#### Full Name:

Richard Fremont Dauer

#### Height, Weight:

6-0, 200

#### Bats/Throws:

Right/Right

#### Resides:

Hinckley, Ohio

#### Birthdate (Age):

July 27, 1952 (48)

#### Birthplace:

San Bernardino, Calif.

#### Married:

Chris

#### Children:

Casey, Kelsey, Katie

#### Named to Royals Staff:

Oct. 21, 1996

### Playing Career

- ▶ Spent 10 years in the major leagues as a 2nd baseman for the Baltimore Orioles...played in the 1979 and 1983 World Series.
- ▶ Holds 2 American League single season fielding records for 2nd basemen: 86 consecutive errorless games and 425 consecutive errorless chances, set in 1978....posted a .257 career batting average in 1,140 games.

### Miscellaneous Notes

- ▶ Graduated from Colton (Calif.) High and San Bernardino Valley College...transferred to USC and played on 2 national championship teams (1973 and 1974)...named an All-American his senior year.

Dauer's Playing Record												
10-Yr Career	AVG.	G	AB	R	H	2B	3B	HR	RBI	BB	SO	SB
M.L. Totals	.257	1140	3829	448	984	193	3	43	372	297	219	6
Dauer's League Championship Record												
2-Yr Totals	AVG.	G	AB	R	H	2B	3B	HR	RBI	BB	SO	SB
L.C.S Totals	.080	8	25	0	2	0	0	0	1	0	1	0
Dauer's World Series Record												
2-Yr Totals	AVG.	G	AB	R	H	2B	3B	HR	RBI	BB	SO	SB
W.S. Totals	.250	11	36	4	9	2	0	1	4	0	4	0
Dauer's Coaching Summary												
Year	Club	League	Position									
1987	San Bernardino	California	Manager									
1988-89	Colorado Springs	Pacific Coast	1st Base									
1990-91	Cleveland	American	3rd Base									
1992	Baltimore	Minor Leagues	Roving Infield									
1993	Omaha	Am. Association	1st Base									
1994-96	Kansas City	Minor Leagues	Roving Infield									
1997-00	Kansas City	American	3rd Base									



Royals  
#21

**Full Name:**

Thomas Gamboa

**Height, Weight:**

5-10, 190

**Bats/Throws:**

Left/Left

**Resides:**

Rancho Mirage, Calif.

**Birthdate (Age):**

Feb. 28, 1948 (53)

**Birthplace:**

Los Angeles, Calif.

**Children:**Brett, Kristin, Jamie,  
Becky and Shannon**Named to Royals Staff:**

Oct. 18, 2000

# Tom Gamboa

## Bullpen Coach

**Coaching Career**

- ▶ Gamboa will begin his 1st season as the Royals bullpen coach in 2001...he was named to the coaching staff as a replacement for Tom Burgmeier on Oct. 18, 2000.
- ▶ Spent the 2000 season as the manager of the Albuquerque Dukes, the Dodgers Triple-A affiliate in the Pacific Coast League...led the Dukes to an 86-58 record and the Central Division title....Albuquerque defeated Iowa (Cubs) in the opening round of the playoffs before losing to Memphis (Cardinals) in the semi-finals.
- ▶ Served as the Chicago Cubs 3rd base coach during the 1998-99 seasons...joined the Cubs in 1995 as the minor league field coordinator.
- ▶ Spent 4 years as San Diego's director of minor league instruction.
- ▶ Began as a scout with Baltimore from 1973-75...then spent 2 years working for the Major League Scouting Bureau.
- ▶ Served as both a minor league hitting instructor and a scouting supervisor in the Milwaukee organization from 1978-82.
- ▶ Joined Detroit in 1986 as scouting director and was the minor league field coordinator for the Tigers from 1987-89.

**Playing Career**

- ▶ Gamboa played professionally in the Canadian Baseball League from 1971-72...patrolled center field for the Stratford, Ontario club.

**Miscellaneous Notes**

- ▶ Gamboa graduated from UC Santa Barbara in 1971.
- ▶ Spent 6 winter league seasons managing the Mayaguez club in Puerto Rico...was named Manager of the Year following the 1995-96 and 1996-97 seasons...also managed in 5 Puerto Rican League all-star games.

**Gamboa's Coaching Summary**

Year	Club	League	Position
1978-82	Milwaukee	Minor Leagues	Hitting/Scouting Supervisor
1987-89	Detroit	Minor Leagues	Field Coordinator
1991-94	San Diego	Minor Leagues	Director of Instruction
1995-97	Chicago Cubs	Minor Leagues	Field Coordinator
1998-99	Chicago	National	3rd Base
2000	Albuquerque	Pacific Coast	Manager



# Lamar Johnson

## Hitting Coach

### Coaching Career

- ▶ Johnson finished his 2nd year as the Royals hitting coach in 2000...the Kansas City offense collected the most hits of any team in the A.L. circuit (1,644) and finished 2nd in the league in batting with a .288 average, both club records.
- ▶ Joined the Royals after spending the previous 4 seasons as the Milwaukee Brewers batting coach...relieved of his duties in August of 1998.
- ▶ Helped the Brewers to numerous club offensive records in 1996, including doubles (304) and runs scored (894).
- ▶ Served as the field manager at Stockton of the Class A California League from 1993-94...in 2 seasons the Ports posted a 133-139 record under his guidance.
- ▶ Worked as the batting coach at Denver (AAA) of the American Association under manager Tony Muser in 1991 and 1992...while with the Zephyrs, produced a pair of batting champions, Jim Olander in 1991 and Jim Tatum in 1992.
- ▶ Originally hired on Nov. 11, 1987 as the Brewers minor league roving hitting instructor.

#### Full Name:

Lamar Johnson

#### Height, Weight:

6-2, 230

#### Bats/Throws:

Right/Right

#### Resides:

Arlington, Texas

#### Birthdate (Age):

Sept. 2, 1950 (50)

#### Birthplace:

Bessemer, Ala.

#### Married:

Valory

#### Children:

Lamar, Jr., Brian and Larissa

#### Named to Royals Staff:

Nov. 4, 1998

### Playing Career

- ▶ Lamar spent most of his 9-year career as a 1st baseman with the Chicago White Sox, posting a .287 career average...had 64 home runs and 381 RBI in 792 career games.
- ▶ A choir singer, he sang the national anthem before a Chicago game in 1977, then hit a pair of solo home runs and a double, the White Sox only hits in a 2-1 victory.
- ▶ Signed by the White Sox in the 3rd round of the 1968 June Free Agent Draft...signed by Sam Hairston and Walt Widmayer.
- ▶ Led the Midwest League with 26 home runs in 1972 and led the American Association in batting in 1975.

### Miscellaneous Notes

- ▶ Graduated from Wenohah High in Birmingham, Ala...originally a catcher, captained both the football and baseball squads...attended Lawson State Junior College.

Johnson's Playing Record												
9-Yr Career	AVG.	G	AB	R	H	2B	3B	HR	RBI	BB	SO	SB
M.L. Totals	.287	792	2631	294	755	122	12	64	381	211	307	22

Johnson's Coaching Summary			
Year	Club	League	Position
1988-90	Milwaukee	Minor Leagues	Roving Hitting
1991-92	Denver	American Association	Hitting Coach
1993-94	Stockton	California League	Manager
1995-98	Milwaukee	Major Leagues	Hitting Coach
1999-00	Kansas City	American	Hitting Coach



#9

**Full Name:**

James Patrick Quirk

**Height, Weight:**

6-4, 200

**Bats/Throws:**

Left/Right

**Resides:**

Leawood, Kan.

**Birthdate (Age):**

Oct. 22, 1954 (46)

**Birthplace:**

Whittier, Calif.

**Married:**

Anna

**Children:**

Kindal, Kelly, Kemer

**Named to Royals Staff:**

Oct. 4, 1993

# Jamie Quirk

## Bench Coach

### Coaching Career

- ▶ Quirk, the longest tenured member of the coaching staff, has worked each of the last 7 years with the Royals...he has been the bench coach for the last 5 seasons after serving as the club's bullpen coach for 2 campaigns.
- ▶ Was the Sun Cities manager in the 1995 Arizona Fall League.

### Playing Career

- ▶ Quirk was originally signed by the Royals as the club's No. 1 draft choice in June of 1972...was a shortstop through most of his minor league career and played the infield and outfield his first 3 years in the majors...began catching in 1979 and played primarily as a backstop from 1981-92.
- ▶ Played with 8 teams in his major league career, 7 in the American League...logged 3 stints with the Royals (1975-76, 1978-82 and 1985-88)...also played for Milwaukee, St. Louis, the White Sox, Cleveland, the Yankees, Oakland and Baltimore.
- ▶ Retired in 1993 after 21 years of pro baseball including 18 years at the big league level...played on 6 League Championship Series teams (1976, '78, '80, '85, '90 and '92) and on 3 World Series squads (1980, '85 and '90).

### Miscellaneous Notes

- ▶ Turned down a football scholarship to Notre Dame to sign as the Royals top pick in 1972...was 18th player selected overall.
- ▶ Is a 1972 graduate of St. Paul High in Santa Fe Springs, Calif., earning 4 letters in baseball and 3 in football and basketball.
- ▶ He and his wife, Anna, served as honorary chairmen of the 1998 "Royal Home Run for Help and Hope" event, which benefited the Western Missouri/Greater Kansas City Chapter of the Arthritis Foundation...serves as the coordinator and chief instructor of the Royals Youth Baseball Clinic Program.

#### Quirk's Playing Record

18-Yr Career	AVG.	G	AB	R	H	2B	3B	HR	RBI	BB	SO	SB
M.L. Totals	.240	984	2266	193	544	100	7	43	247	177	435	5

#### Quirk's League Championship Series Record

6-Yr Totals	AVG.	G	AB	R	H	2B	3B	HR	RBI	BB	SO	SB
L.C.S. Totals	.200	7	10	1	2	0	1	0	2	0	2	0

#### Quirk's World Series Record

3-Yr Totals	AVG.	G	AB	R	H	2B	3B	HR	RBI	BB	SO	SB
W.S. Totals	.000	1	3	0	0	0	0	0	0	0	2	0

#### Quirk's Coaching Summar

Year	Club	League	Position
1994-95	Kansas City	American	Bullpen
1996-00	Kansas City	American	Bench Coach



# Brent Strom

## Pitching Coach

### Coaching Career

- ▶ Strom enters his 2nd season as the Royals pitching coach...took over the position on Dec. 2, 1999, replacing Mark Wiley.
- ▶ Joined the Royals after spending the 2 previous seasons in the Montreal Expos organization, working as the Double-A pitching coach for the Eastern League champion Harrisburg Senators in 1998, then was promoted to Minor League Pitching Coordinator for the 1999 season.
- ▶ Spent the 1997 season as the Minor League Pitching Coordinator for the San Diego Padres.
- ▶ Prior to his arrival in San Diego, spent 7 seasons in the Houston Astros chain, the first 6 as the pitching coach at Triple-A Tucson...was the Astros big league pitching coach in 1996.
- ▶ Logged 12 years overall as a pitching coach in the Pacific Coast League, the first 6 with Albuquerque, the Los Angeles Dodgers Triple-A club...coached 5 teams that won PCL titles.

#### Full Name:

Brent Terry Strom

#### Height, Weight:

6-3, 200

#### Bats/Throws:

Right/Left

#### Resides:

Tucson, Ariz.

#### Birthdate (Age):

Oct. 14, 1948 (52)

#### Birthplace:

San Diego, Calif.

#### Married:

Carrie

#### Named to Royals Staff:

Dec. 2, 1999

### Playing Career

- ▶ Strom was selected by the New York Mets in the 1st round of the 1970 June draft...reached the big leagues in just his 3rd professional season with the Mets in 1972.
- ▶ A trade after the 1972 season landed him in Cleveland for the 1973 campaign...his last 3 big league seasons were with the San Diego Padres from 1975-77...logged a 22-39 career record with a 3.95 ERA in 100 career appearances, 75 as a starter.
- ▶ Had his Major League career cut short by an arm injury in 1977...attempted a comeback in 1979 before his playing career came to an end in 1981.

### Miscellaneous Notes

- ▶ Strom graduated from USC with a degree in physical education after helping the Trojans to the NCAA baseball championship in both 1968 and 1970.

Playing Record												
5-Yr Totals	W-L	ERA	G	GS	CG	SHO	SV	IP	H	R	ER	BB SO
M.L. Totals	22-39	3.95	100	75	16	3	0	501.0	482	265	220	180 278
Coaching Summary												
Year	Club	League	Position									
1984-89	Albuquerque	Pacific Coast	Pitching Coach									
1990-95	Tucson	Pacific Coast	Pitching Coach									
1996	Houston	National	Pitching Coach									
1997	San Diego	Minor Leagues	Pitching Coordinator									
1998	Harrisburg	Eastern	Pitching Coach									
1999	Montreal	Minor Leagues	Pitching Coordinator									
2000	Kansas City	American	Pitching Coach									



Royals  
#20

**Full Name:**

Frank White, Jr.

**Height, Weight:**

5-11, 185

**Bats/Throws:**

Right/Right

**Resides:**

Lee's Summit, Mo.

**Birthdate (Age):**

Sept. 4, 1950 (50)

**Birthplace:**

Greenville, Miss.

**Married:**

Teresa

**Children:**Frank III, Adrianne,  
Terrance, Courtney**Named to Royals Staff:**

July 9, 1997

# Frank White

## First Base Coach

### Coaching Career

- ▶ White enters his 4th full season as the Royals 1st base coach...moved from the Royals front office to the 1st base coaching box on July 9, 1997 when Tony Muser was named skipper.
- ▶ Spent 3 seasons (1994-96) as the Red Sox 1st base coach.
- ▶ Was the manager of the Gulf Coast Rookie League Red Sox in 1992...his team went 18-41 (.305).
- ▶ Managed Phoenix in the Arizona Fall League in 1995.

### Playing Career

- ▶ White had an outstanding big league career with the Royals from 1973-90...inducted into Royals Hall of Fame in 1995...had his number 20 retired by the team in a weekend celebration, July 2-3, 1995.
- ▶ Won 8 Gold Gloves as the Royals 2nd baseman and hit .255 in 2,324 major league games.
- ▶ Played in 5 All-Star Games, 6 American League Championship Series (was the MVP in 1980) and 2 World Series (1980 and 1985).
- ▶ Was the 1st graduate of the experimental Royals Academy to be invited to the big league spring training camp with the Royals in 1973.

### Miscellaneous Notes

- ▶ White graduated from Lincoln High in Kansas City where he played basketball and football...played Connie Mack, Ban Johnson and Casey Stengel League baseball.
- ▶ Serves as Community Outreach Representative for the Royals in the offseason...supports Project S.O.S., the Salvation Army, the RBI Program and the Victims of Crimes Program.

Playing Record												
18-Yr Career	AVG.	G	AB	R	H	2B	3B	HR	RBI	BB	SO	SB
M.L. Totals	.255	2324	7859	912	2006	407	58	160	866	412	1035	178
Division Series Record												
1-Yr Totals	AVG.	G	AB	R	H	2B	3B	HR	RBI	BB	SO	SB
M.L. Totals	.182	3	11	1	2	0	0	0	0	1	1	0
League Championship Series Record												
6-Yr Totals	AVG.	G	AB	R	H	2B	3B	HR	RBI	BB	SO	SB
L.C.S. Totals	.244	26	86	9	21	2	0	1	10	1	10	2
World Series Record												
2-Yr Totals	AVG.	G	AB	R	H	2B	3B	HR	RBI	BB	SO	SB
W.S. Totals	.170	13	53	4	9	3	0	1	6	4	9	2
All-Star Game Record												
5-Yr Totals	AVG.	G	AB	R	H	2B	3B	HR	RBI	BB	SO	SB
A.S.G. Totals	.143	5	7	1	1	0	0	1	1	0	0	0
Coaching Summary												
Year	Club	League		Position								
1992	Red Sox	Gulf Coast		Manager								
1994-96	Boston	American		1st Base								
1997-00	Kansas City	American		1st Base								

# Coaches' Playing Stats

## Rich Dauer's Playing Record

Year	Club	AVG.	G	AB	R	H	2B	3B	HR	RBI	BB	SO	SB
1974	Asheville	.328	53	180	30	59	7	0	11	35	13	18	0
1975	Rochester	.170	18	47	2	8	1	0	0	0	3	3	0
	Asheville	.251	106	374	51	94	13	0	6	44	51	34	5
1976	Rochester	.336	132	524	84	176	26	3	11	78	46	38	2
	BALTIMORE	.103	11	39	0	4	0	0	0	3	1	3	0
1977	BALTIMORE	.243	96	304	38	74	15	1	5	25	20	28	1
1978	BALTIMORE	.264	133	459	57	121	23	0	6	46	26	22	0
1979	BALTIMORE	.257	142	479	63	123	20	0	9	61	36	36	0
1980	BALTIMORE	.284	152	557	71	158	32	0	2	63	46	19	3
1981	BALTIMORE	.263	96	369	41	97	27	0	4	38	27	18	0
1982	BALTIMORE	.280	158	558	75	156	24	2	8	57	50	34	0
1983	BALTIMORE	.235	140	459	49	108	19	0	5	41	47	29	1
1984	BALTIMORE	.254	127	397	29	101	26	0	2	24	24	23	1
1985	BALTIMORE	.202	85	208	25	42	7	0	2	14	20	7	0
Major League Totals		.257	1140	3829	448	984	193	3	43	372	297	219	6

## Tom Gamboa's Playing Record

YEAR	CLUB	AVG.	G	AB	R	H	2B	3B	HR	RBI	BB	SO	SB
Canadian Baseball League (Not Available)													

## Lamar Johnson's Playing Record

YEAR	CLUB	AVG.	G	AB	R	H	2B	3B	HR	RBI	BB	SO	SB
1968	Sarasota	.383	20	47	9	18	2	1	2	7	2	6	1
1969	Sarasota	.229	45	109	8	25	5	2	1	16	9	22	2
1970	Duluth-Superior	.321	55	221	35	71	10	2	6	44	16	31	4
	Appleton	.231	7	13	0	3	0	0	0	0	1	0	0
1971	Appleton	.269	119	442	80	119	22	4	18	97	57	91	8
1972	Knoxville	.000	2	2	0	0	0	0	0	0	0	1	0
	Appleton	.313	114	402	63	126	17	3	26	89	38	78	8
1973	Knoxville	.293	138	491	74	144	24	1	16	93	58	83	7
1974	Iowa	.301	122	455	81	137	23	0	20	96	59	107	10
	CHICAGO (AL)	.345	10	29	1	10	0	0	0	2	0	3	0
1975	Denver	.336	129	485	73	163	35	2	20	101	53	67	5
	CHICAGO (AL)	.200	8	30	2	6	3	0	1	1	1	5	0
1976	CHICAGO (AL)	.320	82	222	29	71	11	1	4	33	19	37	2
1977	CHICAGO (AL)	.302	118	374	52	113	12	5	18	65	24	53	1
1978	CHICAGO (AL)	.273	148	498	52	136	23	2	8	72	43	46	6
1979	CHICAGO (AL)	.309	133	479	60	148	29	1	12	74	41	56	8
1980	CHICAGO (AL)	.277	147	541	51	150	26	3	13	81	48	53	1
1981	CHICAGO (AL)	.276	41	134	10	37	7	0	1	15	5	14	0
1982	TEXAS	.259	105	324	37	84	11	0	7	38	30	46	0
Major League Totals		.287	792	2631	294	755	122	12	64	381	211	307	22

## Jamie Quirk's Playing Record


YEAR	CLUB	AVG.	G	AB	R	H	2B	3B	HR	RBI	BB	SO	SB
1972	Billings	.255	55	208	29	53	9	4	5	37	14	58	4
1973	San Jose	.231	132	429	58	99	12	7	8	45	58	123	7
1974	Jacksonville	.227	46	163	16	37	7	2	3	21	20	32	2
	Omaha	.281	53	203	27	57	10	2	10	31	16	46	2
1975	Omaha	.274	127	445	62	122	23	4	13	64	49	96	4
	KANSAS CITY	.256	14	39	2	10	0	0	1	5	2	7	0
1976	KANSAS CITY	.246	64	114	11	28	6	0	1	15	2	22	0
1977	Milwaukee	.217	93	221	16	48	14	1	3	13	8	47	0
1978	Spokane	.292	97	343	58	100	20	2	12	63	47	89	2
	KANSAS CITY	.207	17	29	3	6	2	0	0	2	5	4	0
1979	KANSAS CITY	.304	51	79	8	24	6	1	1	11	5	13	0
1980	KANSAS CITY	.276	62	163	13	45	5	0	5	21	7	24	3
1981	KANSAS CITY	.250	46	100	8	25	7	0	0	10	6	17	0
1982	KANSAS CITY	.231	36	78	8	18	3	0	1	5	3	15	0
1983	ST. LOUIS	.209	48	86	3	18	2	1	2	11	6	27	0
1984	Denver	.209	70	201	23	42	6	3	2	24	21	39	0
	Chicago (AL)/Cleveland	.333	4	3	1	1	0	0	1	2	0	2	0
1985	Omaha	.244	104	324	33	79	5	1	8	48	35	56	0
	KANSAS CITY	.281	19	57	3	16	3	1	0	4	2	9	0
1986	KANSAS CITY	.215	80	219	24	47	10	0	8	26	17	41	0
1987	KANSAS CITY	.236	109	296	24	70	17	0	5	33	28	51	1
1988	KANSAS CITY	.240	84	196	22	47	7	1	8	25	28	41	1
1989	Tacoma	.170	14	47	5	8	2	0	1	5	3	12	0
	N.Y. (AL)/OAK./BALT.	.176	47	85	6	15	2	0	1	10	12	20	0
1990	Oakland	.281	56	121	12	34	5	1	3	26	14	34	0
1991	Oakland	.261	76	203	16	53	4	0	1	17	16	28	0
1992	Oakland	.220	78	177	13	39	7	1	2	11	16	28	0
American League Totals		.241	936	2180	190	526	98	6	41	236	171	408	5
National League Totals		.209	48	86	3	18	2	1	2	11	6	27	0
Major League Totals		.240	984	2266	193	544	100	7	43	247	177	435	5

## Brent Strom's Playing Record

YEAR	CLUB	W-L	ERA	G	GS	CG	SV	IP	H	R	ER	BB	SO
1970	Visalia	4-5	3.75	10	10	3	0	72.0	65	32	30	22	79
1971	Memphis	7-3	3.06	15	15	5	0	106.0	100	43	36	35	87
	Tidewater	6-2	2.55	11	11	4	0	74.0	65	24	21	22	60
1972	Tidewater	6-7	3.30	21	21	5	0	142.0	135	61	52	47	101
	NEW YORK (NL)	0-3	6.82	11	5	0	0	30.1	34	25	23	15	10
1973	CLEVELAND	2-10	4.61	27	18	2	0	123.0	134	73	63	47	91
1974	Oklahoma City	3-4	5.22	9	9	2	0	50.0	48	33	29	22	39
	Hawaii	3-7	6.88	13	13	1	0	68.0	75	54	52	32	60
1975	Hawaii	9-3	1.50	12	12	8	0	90.0	70	22	15	22	95
	SAN DIEGO	8-8	2.55	18	16	6	0	120.0	103	42	34	33	56
1976	SAN DIEGO	12-16	3.29	36	33	8	0	210.2	188	100	77	73	103
1977	SAN DIEGO	0-2	12.18	8	3	0	0	17.0	23	25	23	12	8
	Hawaii	1-1	3.97	6	6	1	0	34.0	29	18	15	23	20
1978													
1979	Daytona Beach	4-4	4.17	10	8	2	0	54.0	71	32	25	18	32
	Columbus	3-3	3.64	7	7	4	0	47.0	39	22	19	19	24
	Charleston	3-0	3.00	6	5	1	0	36.0	36	12	12	9	7
1980	Tucson	11-6	4.37	24	22	4	0	136.0	157	76	66	59	57
1981	Albuquerque	2-0	8.53	7	2	0	0	19.0	32	20	18	6	3
	Major League Totals	22-39	3.95	100	75	16	0	501.0	482	265	220	180	278

## Frank White's Playing Record

YEAR	CLUB	AVG.	G	AB	R	H	2B	3B	HR	RBI	BB	SO	SB
1971	Sarasota	.247	50	158	31	39	6	3	1	21	23	21	*18
1972	San Jose	.294	49	187	44	55	7	2	10	26	27	30	11
	Jacksonville	.252	91	333	34	84	12	2	2	23	31	51	13
1973	Omaha	.264	86	348	49	92	19	2	4	32	41	71	7
	KANSAS CITY	.223	51	139	20	31	6	1	0	5	8	23	3
1974	KANSAS CITY	.221	99	204	19	45	6	3	1	18	5	33	3
1975	KANSAS CITY	.250	111	304	43	76	10	2	7	36	20	39	11
1976	KANSAS CITY	.229	152	446	39	102	17	6	2	46	19	42	20
1977	KANSAS CITY	.245	152	474	59	116	21	5	5	20	25	67	23
1978	KANSAS CITY	.275	143	461	66	127	24	6	7	50	26	59	13
1979	KANSAS CITY	.266	127	467	73	124	26	4	10	48	25	54	28
1980	KANSAS CITY	.264	154	560	70	148	23	4	7	60	19	69	19
1981	KANSAS CITY	.250	94	364	35	91	17	1	9	38	19	50	4
1982	KANSAS CITY	.298	145	524	71	156	45	6	11	56	16	65	10
1983	KANSAS CITY	.260	146	549	52	143	35	6	11	77	20	51	13
1984	KANSAS CITY	.271	129	479	58	130	22	5	17	56	27	72	5
1985	KANSAS CITY	.249	149	563	62	140	25	1	22	69	28	86	10
1986	KANSAS CITY	.272	151	566	76	154	37	3	22	84	43	88	4
1987	KANSAS CITY	.245	154	563	67	138	32	2	17	78	51	86	1
1988	KANSAS CITY	.235	150	537	48	126	25	1	8	58	21	67	7
1989	KANSAS CITY	.256	135	418	34	107	22	1	2	36	30	52	3
1990	KANSAS CITY	.216	82	241	20	52	14	1	2	21	10	32	1
	Major League Totals	.255	2324	7859	912	2006	407	58	160	886	412	1035	178



# Jeremy Affeldt

## Left-handed Pitcher

### 2000

- ▶ Affeldt spent the season with Wilmington (A) of the Carolina League...went 5-15 with a 4.09 ERA in 27 games (26 starts) for the Blue Rocks...led the Royals organization and the Carolina League in losses.
- ▶ Received only 23 total runs of support from the Blue Rocks offense in his 15 losses, an average 1.5 runs...Wilmington supported him with 65 runs in his other 11 starts, a 5.91 runs per start average.
- ▶ Battled through two 4-game losing skids during the season (April 27-May 13 and July 29-Aug. 15)...received only 6 total runs of support in those 8 losses.
- ▶ Struck out 92 batters while issuing 59 walks.
- ▶ Pitched in the Royals Florida Instructional League during the offseason.

#### Height, Weight:

6-4, 215

#### Bats/Throws:

Left/Left

#### Resides:

Medical Lake, Wash.

#### Birthdate (Age):

June 6, 1979 (21)

#### Birthplace:

Phoenix, Ariz.

#### Acquired:

Selected in 3rd round of  
1997 June Free Agent Draft

#### Contract Status:

Signed through 2001

#### M.L. Service:

0 days (Rookie)

### Minor League Notes

- ▶ Affeldt was selected in the 3rd round of the 1997 June Free Agent Draft...signed by Jeff McKay and Greg Smith.
- ▶ Logged a 2-0 mark with a 4.50 ERA in 10 games (9 starts) for the Gulf Coast Royals in 1997, his 1st professional season.
- ▶ Finished 4th in the Gulf Coast League with 67 strikeouts during the 1998 campaign.
- ▶ Recorded a 4-3 record with a 2.89 ERA for the Rookie League team before being promoted to Class-A Lansing...went 0-3 in 6 games (3 starts) for the Lugnuts.
- ▶ Spent the entire 1999 campaign with Charleston (A) of the South Atlantic League, posting a 7-7 mark with a 3.83 ERA in 27 games.
- ▶ Led the Alley Cats in starts (24) and innings pitched (143.1)...threw 2 complete games and notched the 1st shutout of his professional career...tied for 2nd on the team with 7 wins on the season.

### Miscellaneous Notes

- ▶ **Jeremy David Affeldt** is married...wife's name is Larisa.
- ▶ Graduated from Northwest Christian (Wash.) High in 1997.

Year	Club	W-L	ERA	G	GS	CG	SHO	SV	IP	H	R	ER	HR	HB	BB	SO	WP	BK
1997	Gulf Coast	2-0	4.50	10	9	0	0	0	40.0	34	24	20	3	5	21	36	4	2
1998	Gulf Coast	4-3	2.89	12	9	0	0	0	56.0	50	24	18	1	8	24	67	7	0
	Lansing	0-3	9.53	6	3	0	0	0	17.0	27	21	18	1	0	12	8	2	0
1999	Charleston	7-7	3.83	27	24	2	1	0	143.1	140	78	61	4	8	80	111	14	4
2000	Wilmington	5-15	4.09	27	26	0	0	0	147.1	158	87	67	7	10	59	92	17	1
Minor League Totals		18-28	4.10	82	71	2	1	0	403.2	409	234	184	16	31	196	314	44	7
1997	Selected by the Royals in the 3rd round of the June Free Agent Draft...signed by Jeff McKay and Greg Smith.																	



#13

**Height, Weight:**

5-9, 175

**Bats/Throws:**

Switch/Right

**Resides:**

Wellington, Fla.

**Birthdate (Age):**

July 29, 1965 (35)

**Birthplace:**

Santurce, Puerto Rico

**Acquired:**Signed as a free agent,  
Jan. 26, 2001**Contract Status:**

Signed through 2001

**Major League Service:**

10 years, 55 days

# Luis Alicea

## Infielder

### Career Notes

- ▶ Owns a .260 batting average with 42 home runs and 367 RBI in 1,130 career games.
- ▶ Broke into the big leagues with the St. Louis Cardinals in 1988...has also played for Boston (1995), Anaheim (1997) and Texas (1998-2000).
- ▶ Has posted a .318 career average with the bases loaded, delivering 27 hits in 85 at-bats.

### 2000

- ▶ Alicea established career highs for average (.294), games (139), at-bats (540), runs (85), hits (159) and RBI (63)...also matched a career high with 6 home runs.
- ▶ His .294 average was the 2nd-best mark among A.L. 2nd baseman behind Cleveland's Roberto Alomar (.310)...it also ranked 29th overall among league qualifiers.
- ▶ Started 123 games at 2nd base, 5 at 3rd base and 4 as the designated hitter...posted a .978 fielding percentage in 129 total games at 2nd base, 7th among A.L. 2nd baseman.
- ▶ Put together a 10-game hitting streak from April 15-25... became the Rangers leadoff batter in mid-May, batting .292 from that position in the lineup.
- ▶ Named as the Rangers Player of the Month in May, batting .367 with 23 runs and 19 RBI.
- ▶ Hit the Rangers 1st inside-the-park home run at the Ballpark in Arlington in a 7-4 loss to Tampa Bay on June 23.
- ▶ Tied a club record by scoring 5 runs vs. Cleveland on Aug. 31.

### 1999

- ▶ Served as a reserve infielder for the Rangers...played in just 68 games, his fewest since 1994...started 30 games at 2nd base and 6 at 3rd base.
- ▶ Logged just a .165 average (16-for-97) before the All-Star break before batting .254 (17-for-67) in 26 games during the 2nd half of the season.
- ▶ Collected a season-high 3 hits, including the game-winning double in the 10th inning, in the Rangers 4-3 win at Seattle on April 15.

#### Alicea's Career Bests

**Season:**

<b>Avg:</b>	.294	2000
<b>Hits</b>	159	2000
<b>HR</b>	6	95,98,00
<b>RBI</b>	63	2000
<b>SB</b>	22	1997
<b>Hit Streak</b>	11	1992

**Game Highs:**

<b>Hits</b>	5 - at Fla., 5/22/94
<b>Home Runs</b>	2 - at Tex., 7/28/95
<b>RBI</b>	5 - vs. Atl., 5/11/92
<b>SB</b>	2 - 5 times
	Last: at Sea., 6/28/97

- ▶ Put together an 8-game hitting streak from Aug. 31-Sept. 8, batting .353 (12-for-34) with 10 runs during that stretch...also recorded multi-hit games in 3 of 4 outings from Aug. 28-Sept. 8.
- ▶ Pulled his right calf muscle running to 1st base at Kansas City on Sept. 13...did not return to action until the final 2 games of the regular season at Anaheim.
- ▶ Did not make a playoff appearance in the Division Series against the Yankees.
- ▶ Underwent arthroscopic surgery to repair a small ligament tear in his left wrist on Oct. 12.

## 1998

- ▶ Posted a .274 average with 33 RBI in his 1st season with the Rangers...tied a career best with 6 home runs.
- ▶ Started 60 games for Texas – 37 at 2nd base, 16 at 3rd base and 6 as the designated hitter...also started 1 game in left field, his 1st since May 19, 1992...also saw action in 41 games as a reserve.
- ▶ Hit .349 (15-for-43) in 12 games from June 9-22 and posted a .326 average (15-for-46) in 14 games from Aug. 15-Sept. 8.
- ▶ Went 5-for-26 (.192) as a pinch-hitter, tying for 2nd in the A.L. in pinch at-bats and topping the league with 5 runs scored as a pinch-hitter.
- ▶ Batted .356 (36-for-101) at home but just .222 (35-for-158) on the road.
- ▶ Appeared in Game 2 of the Division Series vs. the Yankees, going 0-for-1 as a pinch-hitter.

## 1997

- ▶ Spent the season with Anaheim after going to spring training as a non-roster invitee...batted .253 with 5 homers and 37 RBI in 128 games for the Angels.
- ▶ Finished 5th in the league and paced the club with 7 triples...also ranked 2nd on the team with 22 stolen bases and 3rd in walks with 69, both career highs.
- ▶ Was 1 of 7 players in the league (min. 350 at-bats) with more walks than strikeouts (65).

## 1996

- ▶ Invited to Boston's spring training camp but was released by the organization before the start of the season.
- ▶ Signed with St. Louis and went on to start 104 games at 2nd base for the Cardinals...posted a .957 fielding percentage, committing 24 errors in 553 total chances.
- ▶ Hit .258 with 5 homers and 42 RBI...finished 3rd on the club in walks (52) and sacrifice flies (6).
- ▶ Started all 3 games on the Division Series against San Diego and Games 1 and 5 of the Championship Series vs. Atlanta.

## 1995

- ▶ Started 130 games at 2nd base in his only season with Boston...joined the Red Sox on Dec. 7, 1994 from St. Louis in exchange for outfielder Jeff McNeely and pitcher Nate Minchey...logged a .270 average with 64 runs, 6 home runs and 44 RBI in 132 games.
- ▶ Tied for 2nd in the league in sacrifice bunts (13) and tied for 6th in sacrifice flies (9).
- ▶ Homered from both sides of the plate at Texas on July 28, joining Reggie Smith (July 18, 1973) as the only Red Sox players to accomplish that feat.
- ▶ Batted .298 in a 108-game span from May 19-Sept. 14 to raise his average from .153 to .275.
- ▶ Led the league's 2nd basemen in total chances (699) and double plays (103) while ranking 2nd in putouts (254) and assists (429).
- ▶ Started all 3 games in the Division Series vs. Cleveland, leading the Red Sox with a .600 average (6-for-10)...went 4-for-5 in Game 1, sending the contest into extra innings with an 8th-inning homer off Julian Tavarez.

## 1994

- ▶ Opened the year as the starting 2nd baseman for the Cardinals and went on to start 48 games at the infield spot.
- ▶ Tied for the team lead with 5 triples on the season and went 8-for-34 (.235) with 2 homers and 6 RBI as a pinch-hitter.
- ▶ Set a career best with 5 hits against Florida on May 22...doubled, tripled, scored 2 runs and knocked in 2 in the 10-9 win.
- ▶ Collected 13 hits in 29 at-bats for a .448 average over his final 8 starts of the season.

## 1993

- ▶ Appeared in 96 games at 2nd base for the Cardinals...batted .279 with 46 RBI, the most for a Cardinals 2nd baseman since Tom Herr in 1987 (82).
- ▶ Hit his only career grand slam against Florida on Aug. 4.
- ▶ Tied for the team lead with 7 sacrifice flies and went 6-for-17 (.353) as a pinch-hitter.

## 1992

- ▶ Opened the year at Louisville (AAA) before being recalled on April 7...batted .114 in 17 games before being optioned to Louisville on April 29.
- ▶ Recalled on May 7 and became the regular 2nd baseman, starting 71 games after his return.
- ▶ Placed on the Disabled List from June 6-July 7 with a pulled rib cage muscle...returned to the big league club on July 23.
- ▶ Put together a career-best 11-game hitting streak from Aug. 1-12 and led the club with a career-high 11 triples.

## 1991

- ▶ Began the 1991 season at Louisville (AAA), batting .393 in 31 games before his contract was purchased by the Cardinals on June 14.
- ▶ Started 6 games at 2nd base for St. Louis...went 8-for-39 with 6 walks in pinch-hit situations.
- ▶ Played in the Puerto Rican winter league following the season.

## 1990

- ▶ Missed the 1st part of the season recovering from off-season surgery.
- ▶ Was assigned to St. Petersburg (A) in June before being moved to Arkansas (AA) on July 21...was then sent to Louisville (AAA) on Aug. 8 where he batted .348 in 25 games.
- ▶ Played for San Juan in Puerto Rico that winter.

## 1989

- ▶ Spent the season at Louisville (AAA), hitting at a .248 clip with 8 home runs and 48 RBI in 124 games...hit safely in 10-straight games from June 5-16.
- ▶ Discovered after the season that he had sustained a broken navicular bone in his right wrist while sliding on May 21...had bone graft surgery to repair the injury on Oct. 26.

## 1988

- ▶ Invited to the Cardinals spring training camp as a non-roster player...started the year at Louisville (AAA) before his contract was purchased by St. Louis on April 22.
- ▶ Went 1-for-4 in his Major League debut against the New York Mets on April 23...hit his 1st big league home run off Los Angeles pitcher Don Sutton on May 8.
- ▶ Optioned to Louisville on July 26 and recalled on Sept. 2...started 77 games at 2nd base for the Cardinals.

## Minor League Notes

- ▶ Alicea was selected by St. Louis in the 1st round of the 1986 June Free Agent Draft.
- ▶ Started his professional career at Erie (Rookie) in 1986...ranked 2nd of the club in steals (27) and hit .282 in 47 games...promoted to Arkansas (AA) on Aug. 4 where he hit .235 in 25 games to finish off the season.
- ▶ Opened the 1987 season at Arkansas (AA), hitting .270 in 101 games...fanned just 28 times in 337 at-bats and was named to the Texas League All-Star team...earned a promotion to Louisville on Aug. 3 and batted .305 in 29 games.

## Miscellaneous Notes

- ▶ **Luis Rene Alicea** is married to Robin...the couple has 2 children, Ryan Luis (12-8-92) and Alana Nicole (8-19-94).
- ▶ Graduated from Liceo International Castro High School in Rio Piedras, P.R. in 1983...lettered in baseball and track...also participated in Little League, Mickey Mantle, Colt, Pony, Babe Ruth and American Legion programs.
- ▶ Starred for 3 seasons at Florida State University, earning 1st-team All-America honors in 1986.
- ▶ His brother, Edwin, also played 2nd base at Florida State and was selected by Atlanta in the 9th round of the 1988 June Free Agent Draft.

Year	Club	AVG.	G	AB	R	H	2B	3B	HR	RBI	SH	SF	HP	BB	SO	SB-CS	E
1986	Erie	.282	47	163	40	46	6	1	3	18	0	0	1	37	20	27-4	12
	Arkansas	.235	25	68	8	16	3	0	0	3	2	2	0	5	11	0-3	4
1987	Arkansas	.270	101	337	57	91	14	3	4	47	5	5	2	49	28	13-8	11
	Louisville	.305	29	105	18	32	10	2	2	20	1	1	1	9	9	4-2	4
1988	Louisville	.277	49	191	21	53	11	6	1	21	3	3	1	11	21	8-4	0
	ST. LOUIS	.212	89	297	20	63	10	4	1	24	4	2	2	25	32	1-1	14
1989	Louisville	.248	124	412	53	102	20	3	8	48	3	4	4	59	55	13-5	16
1990	St. Petersburg	.232	29	95	14	22	1	4	0	12	0	1	5	20	14	9-2	0
	Arkansas	.286	14	49	11	14	3	1	0	4	0	0	2	7	8	2-2	4
	Louisville	.348	25	92	10	32	6	3	0	10	0	0	1	5	12	0-4	6
1991	Louisville	.393	31	112	26	44	6	3	4	16	2	2	2	14	8	5-4	5
	ST. LOUIS	.191	56	68	5	13	3	0	0	0	0	0	0	8	19	0-1	0
1992	Louisville	.282	20	71	11	20	8	0	0	6	0	1	0	16	6	0-0	4
	ST. LOUIS	.245	85	265	26	65	9	11	2	32	2	4	4	27	40	2-5	7
1993	ST. LOUIS	.279	115	362	50	101	19	3	3	46	1	7	4	47	54	11-1	11
1994	ST. LOUIS	.278	88	205	32	57	12	5	5	29	1	3	3	30	38	4-5	4
1995	BOSTON	.270	132	419	64	113	20	3	6	44	13	9	7	63	61	13-10	16
1996	ST. LOUIS	.258	129	380	54	98	26	3	5	42	4	6	5	52	78	11-3	24
1997	ANAHEIM	.253	128	388	59	98	16	7	5	37	4	2	8	69	65	22-8	12
1998	TEXAS	.274	101	259	51	71	15	3	6	33	4	3	5	37	40	4-3	9
1999	TEXAS	.201	68	164	33	33	10	0	3	17	3	1	0	28	32	2-1	5
2000	TEXAS	.294	139	540	85	159	25	8	6	63	7	7	5	59	75	1-3	18
A.L. Totals		.268	568	1770	292	474	86	21	26	194	27	22	25	256	273	42-25	60
N.L. Totals		.252	562	1577	187	397	79	26	16	173	16	22	18	189	261	29-16	60
Major League Totals		.260	1130	3347	479	871	165	47	42	367	43	44	43	445	534	71-41	120

- 1986 Selected by the St. Louis Cardinals in the 1st round of the 1986 June Free Agent Draft...signed by Marty Maier.
- 1994 Obtained by the Boston Red Sox from St. Louis in exchange for outfielder Jeff McNeely and pitcher Nate Minchey, Dec. 7.
- 1996 Signed by the St. Louis Cardinals as a free agent, March 17.
- 1997 Signed by the Anaheim Angels as a free agent, Jan. 20.  
Signed by the Texas Rangers as a free agent, Dec. 9.
- 1999 Re-signed by the Texas Rangers as a free agent, Dec. 7.
- 2001 Signed by the Royals as a free agent, Jan. 26.

### Alicea's Division Series Record

Year	Club, Opp.	AVG.	G	AB	R	H	2B	3B	HR	RBI	SH	SF	HP	BB	SO	SB	E
1995	Bos. vs. Cle.	.600	3	10	1	6	1	0	1	1	0	0	0	2	2	1-0	0
1996	St.L. vs. SD	.182	3	11	1	2	2	0	0	0	0	0	0	1	4	0-2	0
1998	Tex. vs. NY (AL)	.000	1	1	0	0	0	0	0	0	0	0	0	0	0	0-0	0

### Alicea's League Championship Series Record

Year	Club, Opp.	AVG.	G	AB	R	H	2B	3B	HR	RBI	SH	SF	HP	BB	SO	SB	E
1996	St.L. vs. Atl.	.000	5	8	0	0	0	0	0	0	0	0	0	2	1	0-0	0

### Alicea's Career Fielding

POSITION	PCT.	G	PO	A	E	TC	DP
2nd Base	.975	898	1788	2415	106	4309	547
3rd Base	.904	59	32	71	11	114	6
Shortstop	.857	7	8	10	3	21	3
Outfield	1.000	9	12	1	0	13	0

### Alicea's 2000 and Career Breakdown

	2000					CAREER				
	AVG.	AB	H	HR	RBI	AVG.	AB	H	HR	RBI
<b>vs. American League</b>										
vs. Anaheim	.297	37	11	0	3	.353	116	41	5	17
Baltimore	.289	38	11	1	3	.254	142	36	2	13
Boston	.161	31	5	0	3	.205	78	16	1	8
Chicago	.290	31	9	0	2	.250	120	30	1	10
Cleveland	.316	38	12	1	4	.230	135	31	2	15
Detroit	.317	41	13	2	10	.254	138	35	3	23
Kansas City	.306	36	11	0	4	.330	91	30	0	7
Minnesota	.362	47	17	0	1	.291	127	37	0	9
New York	.244	45	11	1	5	.240	129	31	1	8
Oakland	.379	29	11	0	8	.270	126	34	1	18
Seattle	.212	33	7	0	4	.273	128	35	2	15
Tampa Bay	.316	38	12	1	6	.284	67	19	2	10
Texas	-	-	-	-	-	.229	48	11	2	7
Toronto	.290	31	9	0	2	.279	129	36	2	13
<b>vs. National League</b>										
vs. Arizona	.300	20	6	0	4	.212	33	7	0	4
Atlanta	-	-	-	-	-	.258	155	40	2	20
Chicago	-	-	-	-	-	.250	116	27	1	10
Cincinnati	-	-	-	-	-	.281	96	27	0	13
Colorado	.333	15	5	0	1	.250	100	25	2	9
Florida	-	-	-	-	-	.202	89	18	1	10
Houston	-	-	-	-	-	.309	149	46	3	17
Los Angeles	.286	7	2	0	0	.280	150	42	1	12
Milwaukee	-	-	-	-	-	.293	58	17	1	8
Montreal	-	-	-	-	-	.178	152	27	0	8
New York	-	-	-	-	-	.240	138	25	1	8
Philadelphia	-	-	-	-	-	.299	134	40	3	22
Pittsburgh	-	-	-	-	-	.301	133	40	0	24
St. Louis	-	-	-	-	-	-	-	-	-	-
San Diego	.333	12	4	0	1	.263	137	36	1	14
San Francisco	.273	11	3	0	2	.241	133	32	2	13
<b>Monthly</b>										
March/April	.288	80	23	1	9	.229	472	108	2	37
May	.367	109	40	1	19	.290	696	202	10	98
June	.284	74	21	1	7	.250	561	140	9	55
July	.253	95	24	0	12	.260	527	137	8	64
August	.234	107	25	1	7	.256	607	155	7	61
September/October	.347	75	26	2	9	.267	484	129	6	52
<b>Situational Hitting</b>										
Home	.301	272	82	4	34	.262	1608	421	19	179
Road	.287	268	77	2	29	.259	1739	450	23	188
Day	.314	137	43	1	14	.266	959	255	10	98
Night	.288	403	116	5	49	.258	2388	616	32	269
Natural Grass	.289	484	140	6	61	.257	2180	561	29	231
Artificial Turf	.339	56	19	0	2	.266	1167	310	13	136
Before ASG	.316	294	93	3	28	.259	1899	492	22	201
After ASG	.268	246	66	3	25	.262	1448	379	20	166
vs. LHP	.316	114	36	0	9	.276	803	222	7	78
vs. RHP	.289	426	123	6	54	.255	2544	649	35	289
with RISP	.286	126	36	0	50	.253	799	202	12	308
Bases Loaded	.250	16	4	0	9	.318	85	27	1	74
Pinch Hitter	.333	3	1	0	0	.205	161	33	2	13
Desig. Hitter	.231	13	3	0	2	.188	64	12	0	6



#26

**Height, Weight:**  
6-0, 185

**Bats/Throws:**  
Right/Right

**Resides:**  
Kingwood, Texas

**Birthdate (Age):**  
Oct. 19, 1976 (24)

**Birthplace:**  
San Bernardino, Calif.

**Acquired:**  
Selected in the 1st round  
(4th overall) of 1998 June  
Free Agent Draft

**Contract Status:**  
Signed through 2001

**Major League Service:**  
0 days (Rookie)

# Jeff Austin

Right-handed Pitcher (non-roster)

## 2000

- ▶ Austin pitched for both Wichita (AA) and Omaha (AAA) during 2000...logged a 9-11 overall record with a 4.08 ERA...led the Royals minor league system with 169.2 innings pitched.
- ▶ Started the season with Wichita, going 2-2 with a 2.93 ERA in 6 starts before earning his 1st promotion to the Triple-A level...posted a 7-9 mark with a 4.48 ERA in 23 games (19 starts) for Omaha.
- ▶ Participated with Chris George in the Futures Game of top U.S.-born prospects against foreign-born prospects during the 2000 All-Star weekend in Atlanta.

## Minor League Notes

- ▶ Austin was selected by the Royals in the 1st round (4th overall) of the 1998 June Free Agent Draft...was the highest draft pick ever selected by the Royals...Mike Stodolka was also taken with the 4th overall pick in 2000.
- ▶ Was a non-roster invite for the 1999 spring training camp and spent his 1st pro season with Wilmington (A) and Wichita (AA).
- ▶ Logged a 7-2 mark in 18 starts for Wilmington and tied for 8th in the Carolina League with a 3.77 ERA...was promoted to Wichita and went 3-1 with a 4.46 ERA in 6 starts for the Wranglers to finish off the 1999 season.

## Miscellaneous Notes

- ▶ **Jeffrey Wellington Austin** is single...graduated from Kingwood (Texas) High School in 1995 and received an English Degree from Stanford University in 1999.
- ▶ Named *Baseball America's* College Player of the Year in 1998 after posting a 12-4 record with a 3.11 ERA in 18 games...became the 3rd player in Stanford history to be named national player of the year, joining Steve Dunning (1970) and fellow Royal David McCarty (1991).
- ▶ Finished 4th on Stanford's all-time strikeout list with 317 and finished his college career with a 23-10 record with a 3.60 ERA.
- ▶ Named 1st team All-American on 6 national teams in 1998 and earned Pac-10 co-Southern Division Player of the Year honors with fellow 1st round selection Seth Etherton of USC...was selected to the College World Series All-Tournament team in 1997 after working 10.1 scoreless innings and was named Freshman All-American by *Collegiate Baseball* in 1996.
- ▶ Selected by Montreal in the 10th round of the 1995 June Free Agent Draft but did not sign.

Year	Club	W-L	ERA	G	GS	CG	SHO	SV	IP	H	R	ER	HR	HB	BB	SO	WP	BK
1999	Wilmington	7-2	3.77	18	18	0	0	0	112.1	108	52	47	10	2	39	97	5	0
	Wichita	3-1	4.46	6	6	0	0	0	34.1	40	19	17	1	2	11	21	4	0
2000	Wichita	2-2	2.93	6	6	1	0	0	43.0	33	16	14	3	5	4	31	2	0
	Omaha	7-9	4.48	23	19	1	1	0	126.2	150	85	63	16	4	35	57	8	1
Minor League Totals		19-14	4.01	53	49	2	1	0	316.1	331	172	141	30	13	89	206	19	1

1998 Selected in the 1st round of the June Free Agent Draft...signed by Dave Herrera.



#68

**Height, Weight:**  
6-1, 210

**Bats/Throws:**  
Right/Right

**Resides:**  
El Cajon, Calif.

**Birthdate (Age):**  
Jan. 24, 1971 (30)

**Birthplace:**  
Marion, Ill.

**Acquired:**  
Signed as a minor league free agent, Jan. 2, 2001

**Contract Status:**  
Signed through 2001

**Major League Service:**  
1 year, 80 days

# Cory Bailey

Right-handed Pitcher (non-roster)

## Career Notes

- ▶ Played in part of 6 Major League seasons, compiling a 5-5 career mark with a 4.23 ERA in 82 relief appearances for Boston (1993-94), St. Louis (1995-96) and San Francisco (1997-98).

## 2000

- ▶ Pitched for Pittsburgh's Triple-A affiliate in Nashville...posted a 2-4 mark with a 3.47 ERA in 55 relief appearances.
- ▶ Paced the club in saves (12), games (55) and games finished (41).
- ▶ Went 1-4 with 6 saves and a 3.40 ERA with Culiacan in the Mexican Pacific League over the winter...in 29 relief appearances, he allowed 40 hits and struck out 24 in 45.0 innings for the Tomato Growers.

## 1999

- ▶ Was 2-1 with a team-leading 18 saves and a 3.30 ERA with Fresno (AAA)...walked only 17 and struck out 52 in 46.1 innings.

## 1998

- ▶ Spent most of the season with Fresno, the Triple-A affiliate of the Giants...went 7-2 with 10 saves and a 2.47 ERA out of the bullpen...set minor league career bests in games (57) and innings pitched (94.2) and ranked 2nd on the staff in saves.
- ▶ Moved into the closer's role by the end of July and went 2-1 with 7 saves and a 1.29 ERA in 13 appearances during August...shared the organization's player of the month honors with Ramon Martinez.
- ▶ Registered 6 saves and a win in his last 7 outings, allowing just 2 earned runs in 10.1 innings of work.
- ▶ Recalled by San Francisco on Sept. 1...surrendered a run that night against Montreal before making 4-straight scoreless appearances to end the season.

## 1997

- ▶ Began the season as a closer with Oklahoma City (AAA)...led the club with 15 saves despite being traded to San Francisco on July 29 in exchange for pitcher Chad Hartvigson.

Bailey's Career Bests		
<b>Season:</b>		
<b>Wins</b>	5	1996
<b>ERA</b>	3.00	1996
<b>SV</b>	---	---
<b>IP</b>	57.0	1996
<b>SO</b>	38	1996
<b>Win Streak</b>	2	1996

<b>Game:</b>	
<b>Low Hit</b>	----
<b>SO</b>	4 - vs. Mil., 10/3/93

- ▶ Was assigned to Phoenix (AAA) and went a combined 7-4 with 18 saves and a 2.93 ERA in 55 Triple-A games.
- ▶ Contract was purchased by the Giants on Sept. 1...tossed a season-high 3.0 innings vs. San Diego on Sept. 28 but took the loss in the Padres 5-3, 11-inning win.

## 1996

- ▶ Was on the St. Louis Opening Day roster...picked up his 1st Major League win in his 3rd appearance at Atlanta on April 5.
- ▶ Tossed a scoreless frame and earned the win in a 1-0 victory at Philadelphia on April 19.
- ▶ Went 2-1 with a 5.64 ERA in 19 games before being optioned to Louisville (AAA) on May 18...was recalled on July 26 and went 1-0 with a 1.42 ERA in 7 contests before being optioned back to Triple-A on June 14.
- ▶ Recalled again on July 24 and did not surrender a run in 12 straight outings between July 24 and Aug. 21...was optioned to Louisville again on Aug. 30 but was recalled 4 days later.
- ▶ Posted a 1.27 ERA in 25 games after the All-Star break.
- ▶ Traded to Texas from St. Louis in exchange for pitcher David Chavarria and a player to be named on Dec. 16.

## 1995

- ▶ Sent to the Cardinals with infielder Scott Cooper and a player to be named from Boston in exchange for pitcher Rheal Cormier and outfielder Mark Whiten on April 8.
- ▶ Led the American Association in saves (25) and Roloids relief points after spending the season with Louisville (AAA)...went 5-3 with a 4.55 ERA in 55 appearances, which tied for the team lead.
- ▶ Named to the league's post-season all-star team.
- ▶ Recalled by St. Louis on Sept. 16...made his National League debut vs. Los Angeles on Sept. 17 and struck out all 3 batters he faced.

## 1994

- ▶ Led Boston's minor league system in saves (19) while spending the majority of season with Pawtucket (AAA)...held opponents to a .199 average, the lowest in the International League.
- ▶ Recalled by Boston on June 27...pitched in 5 games before returning to Pawtucket on July 10.
- ▶ Pitched for Caguas in the Puerto Rican Winter League following the season.

## 1993

- ▶ Established a Pawtucket record and ranked 3rd in the International League with 20 saves.
- ▶ Held opponents to a .211 average and allowed just 1 homer in 65.2 innings.
- ▶ Promoted to Boston on Sept. 1 and made his Major League debut that night vs. Texas...entered the game with bases loaded in the bottom of the 12th inning and induced Juan Gonzalez to line into an inning-ending double play.
- ▶ Tossed a career-high 4.0 innings vs. Minnesota on Sept. 25.

## Minor League Notes

- ▶ Bailey was selected by Boston in the 15th round of the 1991 June Free Agent Draft.
- ▶ Made his professional debut in the Gulf Coast League before appearing in 28 games for Elmira...led the New York-Penn League in saves (15) and ranked 3rd in games finished (25)...averaged 12.5 strikeouts per 9.0 innings with Elmira.

- ▶ Spent the 1992 season with Lynchburg (A)...led the Carolina League in saves (23) and ranked 3rd in appearances (49)...owned the league's 2nd-best strikeouts per 9.0 innings ratio (11.8) and held opponents to a .185 average, the 4th-lowest mark in the league.
- ▶ Played with Fresno (AAA) during the 1999 season...tied for 4th in the Pacific Coast League in saves (18)...also ranked 2nd on the club in appearances (43) and led the team in games finished (39)...named to the mid-season All-Star team.

## Miscellaneous Notes

- ▶ **Phillip Cory Bailey** is married to Kim...graduated from Marion (Ill.) High School in 1989 and also attended Crab Orchard High School in Marion...played baseball, football and basketball in high school and participated in Little League and American Legion programs.
- ▶ Pitched 2 seasons at Southeastern Illinois Junior College...earned all-conference and all-region honors in 1990.

Year	Club	W-L	ERA	G	GS	CG	SHO	SV	IP	H	R	ER	HR	HB	BB	SO	WP	BK
1991	Gulf Coast	0-0	0.00	1	0	0	0	1	2.0	2	1	0	0	0	1	1	0	0
	Elmira	2-4	1.85	28	0	0	0	*15	39.0	19	10	8	2	3	12	54	2	0
1992	Lynchburg	5-7	2.44	49	0	0	0	*23	66.1	43	20	18	3	2	30	87	5	0
1993	Pawtucket	4-5	2.88	52	0	0	0	20	65.2	48	21	21	1	1	31	59	5	1
	BOSTON	0-1	3.45	11	0	0	0	0	15.2	12	7	6	0	0	12	11	2	1
1994	Pawtucket	4-3	3.23	53	0	0	0	19	61.1	44	25	22	4	1	38	52	7	0
	BOSTON	0-1	12.46	5	0	0	0	0	4.1	10	6	6	2	0	3	4	0	0
1995	Louisville	5-3	4.55	55	0	0	0	*25	59.1	51	30	30	6	0	30	49	7	0
	ST. LOUIS	0-0	7.36	3	0	0	0	0	3.2	2	3	3	0	0	2	5	1	0
1996	ST. LOUIS	5-2	3.00	51	0	0	0	0	57.0	57	21	19	1	1	30	38	3	0
	Louisville	2-4	5.82	22	0	0	0	1	34.0	29	22	22	1	0	20	27	4	1
1997	Oklahoma City	3-4	3.40	42	0	0	0	15	50.1	49	20	19	1	0	23	38	4	0
	Phoenix	4-0	1.56	13	0	0	0	3	17.1	16	4	3	0	0	6	14	1	0
	SAN FRANCISCO	0-1	8.38	7	0	0	0	0	9.2	15	9	9	1	0	4	5	0	0
1998	Fresno	7-2	2.47	57	0	0	0	10	94.2	79	31	26	4	3	18	76	4	2
	SAN FRANCISCO	0-0	2.70	5	0	0	0	0	3.1	2	1	1	1	0	1	2	0	0
1999	Fresno	2-1	3.30	43	0	0	0	18	46.1	47	24	17	7	0	17	52	3	1
2000	Nashville	2-4	3.47	55	0	0	0	12	72.2	76	32	28	2	1	35	62	0	0
	N.L. Totals	5-3	3.91	66	0	0	0	0	73.2	76	34	32	3	1	37	50	4	0
	A.L. Totals	0-2	5.40	16	0	0	0	0	20.0	22	13	12	2	0	15	15	2	1
	Major League Totals	5-5	4.23	82	0	0	0	0	93.2	98	47	44	5	1	52	65	6	1

1991 Selected by the Boston Red Sox in the 15th round of the June Free Agent Draft.

1995 Obtained by the St. Louis Cardinals from Boston with infielder Scott Cooper and a player to be named in exchange for outfielder Mark Whiten and pitcher Rheel Cormier, April 8.

1996 Obtained by Texas from St. Louis in exchange for pitcher David Chavarria and a player to be named, Dec. 16.

1997 Obtained by the San Francisco Giants from Texas in exchange for pitcher Chad Hartvigson, July 29.

2000 Signed by Pittsburgh as a minor league free agent, Jan. 13.

2001 Signed by the Royals as a minor league free agent, Jan. 2.

### Bailey's M.L. Batting Totals

	AVG.	AB	H	HR	RBI
M.L. Totals	.500	2	1	0	0

### Bailey's Career Fielding

POSITION	PCT.	G	PO	A	E	TC	DP
Pitcher	1.000	82	6	11	0	17	0

## Bailey's 2000 and Career Breakdown

		2000							CAREER						
	vs. American League	W-L	S	ERA	G	IP	H	ER	W-L	S	ERA	G	IP	H	ER
vs.	Anaheim	-	-	-	-	-	-	-	0-1	0	45.00	1	0	0	0
	Baltimore	-	-	-	-	-	-	-	0-0	0	0.00	1	0	1	0
	Boston	-	-	-	-	-	-	-	-	-	-	-	-	-	-
	Chicago	-	-	-	-	-	-	-	0-0	0	18.00	1	1.0	1	2
	Cleveland	-	-	-	-	-	-	-	0-0	0	0.00	1	0.1	0	0
	Detroit	-	-	-	-	-	-	-	0-1	0	12.00	3	3.0	6	4
	Kansas City	-	-	-	-	-	-	-	0-0	0	0.00	1	0.2	1	0
	Minnesota	-	-	-	-	-	-	-	0-0	0	0.00	1	4.0	3	0
	New York	-	-	-	-	-	-	-	0-0	0	0.00	2	1.2	1	0
	Oakland	-	-	-	-	-	-	-	0-0	0	6.75	2	2.2	4	2
	Seattle	-	-	-	-	-	-	-	0-0	0	0.00	1	0.2	0	0
	Tampa Bay	-	-	-	-	-	-	-	-	-	-	-	-	-	-
	Texas	-	-	-	-	-	-	-	0-0	0	0.00	1	0.2	0	0
	Toronto	-	-	-	-	-	-	-	0-0	0	0.00	1	1.0	0	0
vs.	National League	W-L	S	ERA	G	IP	H	ER	W-L	S	ERA	G	IP	H	ER
vs.	Arizona	-	-	-	-	-	-	-	0-0	0	0.00	1	0.1	0	0
	Atlanta	-	-	-	-	-	-	-	1-0	0	3.00	4	6.0	3	2
	Chicago	-	-	-	-	-	-	-	1-0	0	0.00	2	4.0	3	0
	Cincinnati	-	-	-	-	-	-	-	0-0	0	0.00	2	2.1	0	0
	Colorado	-	-	-	-	-	-	-	0-1	0	1.42	6	6.1	5	1
	Florida	-	-	-	-	-	-	-	0-1	0	5.2	6	5.2	9	5
	Houston	-	-	-	-	-	-	-	1-0	0	10.80	4	5.0	13	6
	Los Angeles	-	-	-	-	-	-	-	0-0	0	0.00	5	5.0	2	0
	Milwaukee	-	-	-	-	-	-	-	0-0	0	0.00	1	3.0	0	0
	Montreal	-	-	-	-	-	-	-	0-0	0	9.82	5	3.2	5	4
	New York	-	-	-	-	-	-	-	0-0	0	2.70	5	6.2	6	2
	Philadelphia	-	-	-	-	-	-	-	1-0	0	1.29	5	7.0	6	1
	Pittsburgh	-	-	-	-	-	-	-	1-0	0	3.24	6	8.1	5	3
	St. Louis	-	-	-	-	-	-	-	0-0	0	0.00	1	0.2	1	0
	San Diego	-	-	-	-	-	-	-	0-1	0	6.75	7	8.0	12	6
	San Francisco	-	-	-	-	-	-	-	0-0	0	3.00	6	3.0	5	1
<b>Monthly</b>		W-L	S	ERA	G	IP	H	ER	W-L	S	ERA	G	IP	H	ER
	March/April	-	-	-	-	-	-	-	2-0	0	4.15	14	17.1	16	8
	May	-	-	-	-	-	-	-	0-1	0	7.71	7	7.0	13	6
	June	-	-	-	-	-	-	-	1-0	0	1.50	7	6.0	7	1
	July	-	-	-	-	-	-	-	0-1	0	8.53	7	6.1	12	6
	August	-	-	-	-	-	-	-	0-1	0	1.88	12	14.1	14	3
	September/October	-	-	-	-	-	-	-	2-2	0	4.22	35	42.2	36	20
<b>Situational Pitching</b>		W-L	S	ERA	G	IP	H	ER	W-L	S	ERA	G	IP	H	ER
	Home	-	-	-	-	-	-	-	2-4	0	4.25	47	53.0	57	25
	Road	-	-	-	-	-	-	-	3-1	0	4.20	35	40.2	41	19
	Before ASG	-	-	-	-	-	-	-	3-2	0	5.73	31	33.0	45	21
	After ASG	-	-	-	-	-	-	-	2-3	0	3.41	51	60.2	53	23
	Starter	-	-	-	-	-	-	-	-	-	-	-	-	-	-
	Reliever	-	-	-	-	-	-	-	5-5	0	4.23	82	93.2	98	44



# #15

**Height, Weight:**  
6-1, 190

**Bats/Throws:**  
Switch/Right

**Resides:**  
Manati, Puerto Rico

**Birthdate (Age):**  
April 24, 1977 (23)

**Birthplace:**  
Manati, Puerto Rico

**Acquired:**  
Selected in 2nd round of  
1995 June Free Agent  
Draft

**Contract Status:**  
Signed through 2001

**Major League Service:**  
2 years, 14 days

# Carlos Beltran

## Outfielder

### Career Notes

- ▶ Owns a .276 career batting average, hitting at a .273 clip from the left side of the plate and .290 as a right-handed hitter.
- ▶ In 1999, he joined Lou Piniella (1969) and Bob Hamelin (1994) as the only Royals to win American League Rookie of the Year honors.

### 2000

- ▶ Beltran started 87 games in the Royals outfield (82 in center field, 3 in right field and 2 in left field) and was the starting designated hitter on 7 occasions.
- ▶ Started the season slowly, hitting just .220 (22-for-100) with 1 home run and 13 RBI during the month of April.
- ▶ Batted .307 in May, hitting at a .389 clip from the right side of the plate (7-for-18)...hit .396 (21-for-53) with 10 runs scored, 4 doubles, 3 RBI, 2 home runs and a triple in 12 games to close out the month...registered 8 multi-hit games during the month, including consecutive 3-hit games on May 25 and 26.
- ▶ Scored a career-high 4 runs at Boston on June 1 – the only time a Royals player scored 4 runs in a game during the 2000 season.
- ▶ Belted 2 solo homers in Kansas City's 6-1 win over Cleveland on June 29...it was the 2nd multi-homer game of his career and the 1st time in his career that he hit home runs from both sides of the plate in the same game...became just the 4th player in club history to accomplish that feat.
- ▶ Placed on the 15-day Disabled List on July 5 (retroactive to July 4) with a bone bruise on his right knee...was suspended by the Royals on Aug. 3 for failure to report to the club's rehab facility in Baseball City, Fla. ...removed from the suspended list on Aug. 21...recalled from his rehab. assignment and reinstated from D.L. on Sept. 4.
- ▶ Appeared in a total of 9 games for 3 minor league clubs (Gulf Coast, Wilmington and Omaha) during the rehab assignment and went 12-for-35 (.343) with 5 home runs and 9 RBI.
- ▶ Hit at a .250 clip (19-for-76) with 1 home run and 12 RBI in 22 games with the Royals after coming off the D.L.
- ▶ Played a position other than center field for the 1st time in his pro career when he started

### Beltran's Career Bests

Season:		
<b>Avg:</b>	.293	1999
<b>Hits</b>	194	1999
<b>HR</b>	22	1999
<b>RBI</b>	108	1999
<b>SB</b>	27	1999
<b>Hit Streak</b>	12	1999

### Game Highs:

<b>Hits</b>	4 – 5 times Last: at Chi.-NL, 7/20/99
<b>Home Runs</b>	2 – twice vs. Cin., 6/5/99, Game 1 vs. Cle., 6/29/00
<b>RBI</b>	3 – 13 times, Last: vs. Chi., 5/7/00
<b>SB</b>	2 – twice vs. Tor., 9/5/99 at Oak., 5/16/00

in right field on Sept. 9 vs. Texas.

- ▶ Hit at a .310 clip (22-for-71) with 4 home runs and 12 RBI on the year from the right side of the plate, while managing just a .233 average (70-for-301) with 3 home runs and 32 RBI as a left-handed hitter.
- ▶ Was a perfect 13-for-13 in the stolen base department.
- ▶ Batted .277 (51-for-184) with 4 homers and 29 RBI in 51 games at Kauffman Stadium and .218 (41-for-188) with 3 homers and 15 RBI in 47 games on the road.

### The Double-Triple

Since 1900, only 8 Major League rookies have reached triple figures in both runs scored and RBI in their debut seasons:

Year	Player	Team	Runs	RBI
1929	Dale Alexander	Detroit	110	137
1934	Hal Trosky	Cleveland	117	142
1936	Joe DiMaggio	New York	132	125
1939	Ted Williams	Boston	139	145
1950	Walt Dropo	Boston	101	144
1950	Al Rosen	Cleveland	100	116
1975	Fred Lynn	Boston	103	105
<b>1999</b>	<b>Carlos Beltran</b>	<b>Kansas City</b>	<b>112</b>	<b>108</b>

## 1999

- ▶ Earned the Jackie Robinson Award as the American League Rookie of the Year after hitting at a .293 clip with 112 runs scored, 22 home runs and 108 RBI...received 26 of the 28 1st-place votes given by the BBWAA.
- ▶ Also named the American League Rookie of the Year by *The Sporting News*, *Baseball America* and *Baseball Digest*...earned an outfield spot on both the Topps Rookie All-Star team and the *Baseball Digest* Rookie All-Star team.
- ▶ Became the 1st American League rookie to collect 100 RBI in a season since Mark McGwire in 1987 (118) and the first big league rookie with 100 RBI since Los Angeles' Mike Piazza in 1993 (112).
- ▶ Became the 3rd Royal to score 100 runs and drive in 100 runs in the same season, joining Darrell Porter (1979) and George Brett (1979, 1985)...Mike Sweeney also accomplished the feat in 1999.
- ▶ Became the 8th rookie in baseball history to score 100 runs and drive in 100 runs...he and Fred Lynn (Boston-1975) are the only 2 rookies to accomplish the feat since 1950...others on the list include Joe DiMaggio and Ted Williams.
- ▶ Tied Kevin Seitzer's 1987 club rookie marks with 56 extra base hits and 301 total bases.
- ▶ Was 2nd in the A.L. with 663 at-bats, tied for 2nd with 16 outfield assists, tied for 3rd with 10 sacrifice flies and 7th with 194 hits.
- ▶ Led A.L. rookies in runs, hits, home runs, RBI, multi-hit games (54), total bases, stolen bases (27) and on-base percentage (.337).
- ▶ Became just the 3rd Royal to record a 20/20 season with 22 home runs and 27 stolen bases...Amos Otis was the 1st to do so in 1978, and Bo Jackson accomplished the feat in both 1988 and 1989.
- ▶ Connected for his 1st big league home run on April 10 at Chicago off Jaime Navarro.
- ▶ Tied a club record with 3 doubles at Seattle on May 14.
- ▶ Put together a career-high 12-game hitting streak from April 23-May 7...after the streak came to an end at Minnesota on May 8, put together a 10-game streak, hitting safely in 22 of 23 games from April 23-May 19.



- ▶ Belted 2 home runs in Kansas City's 9-4 loss to Cincinnati on June 5 (Game 1).
- ▶ Successful in 27-of-35 stolen base tries, including 14 of the last 15.
- ▶ Was a .306 hitter (53-for-173) with runners in scoring position.
- ▶ Fielded at a .972 clip while setting a club rookie record with 16 outfield assists...led the league with 395 outfield putouts and 421 total chances.

## 1998

- ▶ Jumped from Class A to the majors, earning the club's Minor League Player of the Year award along the way.
- ▶ Began the year at Wilmington...named the Carolina League Player of the Month for June after hitting .323 with 3 homers and 20 RBI.
- ▶ Named the Most Exciting Player, Best Outfield Arm and Best Defensive Outfielder in the Carolina League at the All-Star break in *Baseball America's* "Tools of the Trade" survey.
- ▶ Elevated to Wichita around the All-Star break and scorched the Texas League with a .352 average, 44 RBI and 50 runs in 47 games.
- ▶ Contract purchased by the Royals on Sept. 14...made his debut that night vs. Oakland...collected his 1st big league hit off Buddy Groom.
- ▶ Became the 15th Royal to hit 2 triples in a game when he accomplished the feat against Detroit on Sept. 21.
- ▶ Selected by *Baseball America* as the top prospect in the Royals organization, the 5th-best prospect in the Texas League and the 7th-best prospect in the Carolina League.

## Minor League Notes

- ▶ Beltran was the Royals 2nd round pick in the 1995 June Free Agent Draft.
- ▶ Batted .278 with 23 RBI in 52 games during his 1st pro season in the Gulf Coast League in 1995...selected by *Baseball America* as the 9th-best prospect in the GCL following the season.
- ▶ Began the 1996 season with Lansing in the Midwest League but was sent to Spokane in the Northwest League in June...belted 7 homers in 59 games for the Indians...named by *Baseball America* as the 2nd-best prospect in the Royals organization and the 8th-best prospect in the Northwest League following the season.
- ▶ Named the best defensive outfielder in the Carolina League in 1997 in *Baseball America's* Tools of the Trade survey.

## Miscellaneous Notes

- ▶ **Carlos Ivan Beltran** married the former Jessica Lugo just 3 days prior to being named the 1999 American League Rookie of the Year.
- ▶ Graduated from Fernando Callejas High in Puerto Rico in 1995.

Year	Club	AVG.	G	AB	R	H	2B	3B	HR	RBI	SH	SF	HP	BB	SO	SB-CS	E
1995	Gulf Coast	.278	52	180	29	50	9	0	0	23	1	3	3	13	30	5-3	2
1996	Lansing	.143	11	42	3	6	2	0	0	0	0	0	0	1	11	1-0	2
	Spokane	.270	59	215	29	58	8	3	7	29	3	2	0	31	65	10-2	7
1997	Wilmington	.229	120	419	57	96	15	4	11	46	3	1	4	46	96	17-7	8
1998	Wilmington	.276	52	192	32	53	14	0	5	32	0	1	2	25	39	11-7	2
	Wichita	.352	47	182	50	64	13	3	14	44	2	0	1	23	30	7-1	4
	KANSAS CITY	.276	14	58	12	16	5	3	0	7	0	1	1	3	12	3-0	1
1999	KANSAS CITY	.293	156	663	112	194	27	7	22	108	0	10	4	46	123	27-8	12
2000	KANSAS CITY	.247	98	372	49	92	15	4	7	44	2	4	0	35	69	13-0	6
	Gulf Coast	.500	1	4	3	2	1	0	1	1	0	0	0	1	0	0-0	0
	Wilmington	.308	3	13	2	4	0	1	2	6	0	0	0	5	0-0	0	
	Omaha	.333	5	18	4	6	1	0	2	2	0	0	1	3	3	1-0	0
Major League Totals		.276	268	1093	173	302	47	14	29	159	2	15	5	84	204	43-8	19

1995 Selected by Royals in the 2nd round of the June Free Agent Draft...signed by Johnny Ramos.

### Beltran's Career Fielding

POSITION	PCT.	G	PO	A	E	TC	DP
Outfield	.973	256	670	21	19	710	4

### Beltran's 2000 and Career Breakdown

	2000					CAREER				
	AVG.	AB	H	HR	RBI	AVG.	AB	H	HR	RBI
<b>vs. American League</b>										
vs. Anaheim	.395	43	17	2	6	.330	88	29	4	14
Baltimore	.143	14	2	0	1	.328	61	20	3	12
Boston	.429	14	6	0	0	.309	55	17	0	2
Chicago	.143	7	1	0	3	.299	87	26	2	13
Cleveland	.200	35	7	2	4	.238	101	24	3	11
Detroit	.067	30	2	0	3	.207	82	17	0	9
Kansas City	-	-	-	-	-	-	-	-	-	-
Minnesota	.300	30	9	1	9	.282	85	24	4	17
New York	.182	22	4	0	2	.246	57	14	1	9
Oakland	.318	44	14	1	5	.292	96	48	2	12
Seattle	.225	40	9	0	4	.302	96	29	4	19
Tampa Bay	.250	8	2	0	0	.167	42	7	0	4
Texas	.290	31	9	1	4	.254	71	18	2	11
Toronto	.235	17	4	0	0	.255	51	13	0	2
<b>vs. National League</b>										
vs. Arizona	-	-	-	-	-	-	-	-	-	-
Atlanta	-	-	-	-	-	-	-	-	-	-
Chicago	-	-	-	-	-	.500	14	7	1	4
Cincinnati	-	-	-	-	-	.214	14	3	2	5
Colorado	-	-	-	-	-	-	-	-	-	-
Florida	-	-	-	-	-	-	-	-	-	-
Houston	-	-	-	-	-	.357	14	5	0	2
Los Angeles	-	-	-	-	-	-	-	-	-	-
Milwaukee	-	-	-	-	-	.231	13	3	0	1
Montreal	-	-	-	-	-	-	-	-	-	-
New York	-	-	-	-	-	-	-	-	-	-
Philadelphia	-	-	-	-	-	-	-	-	-	-
Pittsburgh	.200	25	5	0	3	.256	39	10	1	6
St. Louis	.083	12	1	0	0	.296	27	8	0	6
San Diego	-	-	-	-	-	-	-	-	-	-
San Francisco	-	-	-	-	-	-	-	-	-	-
<b>Monthly</b>										
March/April	.220	100	22	1	13	.261	188	49	4	25
May	.307	88	27	2	9	.291	213	62	6	30
June	.240	100	24	3	10	.283	212	60	7	28
July	.000	8	0	0	0	.289	128	37	4	22
August	-	-	-	-	-	.229	109	25	5	15
September/October	.250	76	19	1	12	.284	243	69	3	39
<b>Situational Hitting</b>										
Home	.277	184	51	4	29	.283	554	157	16	90
Road	.218	188	41	3	15	.269	539	145	13	69
Day	.247	296	73	6	32	.233	673	187	18	91
Night	.250	76	19	1	12	.274	420	115	11	68
Natural Grass	.246	329	81	7	40	.276	967	267	26	138
Artificial Turf	.256	43	11	0	4	.278	126	35	3	21
Before ASG	.247	296	73	6	32	.233	673	187	18	91
After ASG	.250	76	19	1	12	.274	420	115	11	68
vs. LHP	.310	71	22	4	12	.290	224	65	11	33
vs. RHP	.233	301	70	3	32	.273	869	237	18	126
with RISP	.283	290	82	7	126	.295	478	141	13	216
Bases Loaded	.250	8	2	0	6	.310	29	9	0	23
Pinch Hitter	.000	3	0	0	0	.000	3	0	0	0
Desig. Hitter	.273	22	6	0	6	.308	26	8	0	8



#66

**Height, Weight:**  
6-0, 175

**Bats/Throws:**  
Right/Right

**Resides:**  
Santo Domingo,  
Dominican Republic

**Birthdate (Age):**  
Jan. 27, 1980 (21)

**Birthplace:**  
Santo Domingo,  
Dominican Republic

**Acquired:**  
Obtained from the Oakland Athletics with Roberto Hernandez, A.J. Hinch and cash considerations in exchange for Johnny Damon, Mark Ellis and a player to be named later, Jan. 8, 2001

**Contract Status:**  
Signed through 2001

**Major League Service:**  
0 days (Rookie)

# Angel Berroa

Shortstop (non-roster)

## 2000

- ▶ Berroa was obtained by the Royals following the 2000 season along with Roberto Hernandez and A.J. Hinch in a 3-team deal that sent Johnny Damon, Mark Ellis and cash considerations to Oakland on Jan. 8.
- ▶ Spent the year with Visalia of the California League, the Class A affiliate of the Oakland Athletics.
- ▶ Batted .277 with 10 home runs and 63 RBI in his 2nd season in the United States...finished 2nd on the team in batting average, at-bats (429), hits (119), doubles (25) and triples (6) and ranked 3rd in total bases (186) and RBI.
- ▶ Received an honorable mention selection on the California League All-Star team and was named the 6th-best prospect in the Athletics organization following the season by *Baseball America*.
- ▶ Played in the Dominican Winter League following the season...in 24 games with Azucareros, he hit .222 (10-for-45) with 1 triple, 1 home run, 6 RBI and 5 runs.

## Minor League Notes

- ▶ Berroa was signed by the Oakland Athletics as a non-drafted free agent on Aug. 14, 1997.
- ▶ Spent his 1st professional season playing for the A's team in the Dominican Summer League...hit .245 with 8 home runs, 51 runs and 37 RBI in 58 games.
- ▶ Hit .290 with 2 home runs, 42 runs and 24 RBI in 46 games for the A's rookie team of the Arizona League in 1999...also recorded 11 doubles and stole a career-high 11 bases.
- ▶ Named to the Arizona Rookie League All-Star team following the season.
- ▶ Also appeared in 4 games for Midland (AA) in 1999, his 1st at the Double-A level...managed just a double in 17 at-bats for a .059 average but scored 3 runs for the Rockhounds.

## Miscellaneous Notes

- ▶ Angel Maria Berroa (Selmo) is single.

Year	Club	AVG.	G	AB	R	H	2B	3B	HR	RBI	SH	SF	HP	BB	SO	SB-CS	E
1998	Dominican A's	.245	58	196	51	48	7	4	8	37	0	3	4	25	37	4-1	-
1999	Arizona A's	.290	46	169	42	49	11	4	2	24	0	2	7	16	26	11-4	18
	Midland	.059	4	17	3	1	1	0	0	0	0	0	0	0	2	0-0	2
2000	Visalia	.277	129	429	61	119	25	6	10	63	2	3	10	30	70	11-9	54
	Minor League Totals	.268	237	811	157	217	44	14	20	124	2	8	21	71	135	26-14	74

1997 Signed as a non-drafted free agent, Aug. 14...signed by Santiago Villalona.

2001 Obtained by the Royals with Roberto Hernandez, A.J. Hinch and cash considerations in exchange for Johnny Damon, Mark Ellis and a player to be named later, Jan. 8.



# Doug Bochtler

Right-handed Pitcher (non-roster)

## Career Notes

- ▶ Pitched at the big league level in each of the past 6 seasons, logging stints with San Diego (1995-97), Detroit (1998), Los Angeles (1999) and Kansas City (2000).
- ▶ All 220 career big league appearances have been in relief...owns 6 saves in 16 career opportunities...has logged all 9 of his victories and all of his saves have come while playing in the National League.

### Height, Weight:

6-3, 215

### Bats/Throws:

Right/Right

### Resides:

West Palm Beach, Fla.

### Birthdate (Age):

July 5, 1970 (30)

### Birthplace:

West Palm Beach, Fla.

### Acquired:

Signed as a minor league free agent, Jan. 12, 2001

### Contract Status:

Signed through 2001

### Major League Service:

3 years, 169 days

## 2000

- ▶ Bochtler was reassigned to minor league camp to begin the year and pitched most of the season with Omaha (AAA)...finished with a 2-1 mark and a 4.02 ERA in 2 stops with the Golden Spikes.
- ▶ Contract was purchased from Omaha on June 28...appeared in 6 games, all relief, and registered a 6.48 ERA with Kansas City...pitched 8.1 innings, allowing 13 hits and 10 walks.
- ▶ Designated for assignment on July 28 and outrighted to Omaha on Aug. 3...spent the rest of the season with the Golden Spikes, including a stint on the Disabled List from Aug. 7-Sept. 28.
- ▶ Underwent hernia surgery following the season.
- ▶ Elected for free agency on Oct. 2...signed as a minor league free agent with the club on Jan. 12, 2001.

## 1999

- ▶ Pitched for 3 clubs in 2 organizations during the 1999 campaign, logging stints in both the Blue Jays and Dodgers chains.
- ▶ Went to spring training with Los Angeles as a non-roster invite...was released prior to the start of the season and signed by the Blue Jays to a Triple-A contract on April 5...went 4-0 with a 2.63 in 14 relief appearances for Syracuse.
- ▶ Traded to the Dodgers for cash considerations and had his contract purchased by Los Angeles on May 19.
- ▶ Did not figure in a decision in 12 relief appearances with Los Angeles, toting a 5.54 ERA in 13.0 innings of work.
- ▶ Designated for assignment on June 19 and outrighted to Albuquerque (AAA) on June 23...spent the remainder of the season in the Pacific Coast League, logging a 3-4 record and 3 saves with a 3.18 ERA in 18 outings.

### Bochtler's Career Bests

#### Season:

Wins	4	1995
ERA	3.02	1996
SV	3	1996
IP	67.1	1998
SO	68	1996
Win Streak	4	1995

#### Game:

Low Hit

----

SO

4 - 3 times

Last: at SF, 9/27/95

## 1998

- ▶ Appeared in 51 games out of the Tigers bullpen after coming over from Oakland during spring training, marking his 3rd straight season with at least 50 appearances.
- ▶ Pitched 67.1 innings, tops among Tiger relievers.
- ▶ Did not allow an earned run from April 24-June 22, a span of 19.0 innings, to set a new single-season career-high.
- ▶ Claimed off waivers by the Los Angeles Dodgers on Oct. 6.

## 1997

- ▶ Ranked 3rd on the San Diego pitching staff with 54 relief appearances...went 3-6 with 2 saves and a 4.77 ERA on the season.
- ▶ Placed on the 15-day Disabled List on July 2 with a strained right calf...activated on July 18.
- ▶ Obtained by Oakland along with infielder Jorge Velandia from San Diego in exchange for pitcher Don Wengert and infielder David Newhan on Nov. 26.

## 1996

- ▶ Made the Padres Opening Day roster for the 1st time in his career and emerged as the club's top setup man, ranking 2nd on the team with 63 appearances.
- ▶ Fanned 68 batters in 65.2 innings, an average of 9.3 strikeouts per 9.0 innings...also held opponents to a .195 batting average to rank 3rd among N.L. relievers with 60 or more innings of work.
- ▶ His victory on Sept. 11 vs. Pittsburgh was his 1st big league win since Sept. 6, 1995, and snapped a personal 8-game losing streak.
- ▶ Took the loss in Game 2 of the NLDS vs. St. Louis, allowing a run on 2 walks and a wild pitch in 0.1 innings.

## 1995

- ▶ Logged 2 stints with the big league club, making 34 appearances with the Padres...allowed just 22 percent of his inherited runners to score, 5th-best among NL relievers.
- ▶ Recalled from Las Vegas (AAA) on May 5 and made his Major League debut that night against San Francisco, allowing 1 hit and fanning 1 in 1.1 innings.
- ▶ Earned his 1st Major League save at Pittsburgh on Sept. 13.

## Minor League Notes

- ▶ Bochtler was selected by Montreal in the 9th round of the 1989 June Free Agent Draft...began his career in the Gulf Coast League in 1989, going 2-2 with a complete game and a 3.21 ERA.
- ▶ Topped the 100-inning mark for Rockford (A) in 1990, making 25 starts in the Midwest League.
- ▶ Won a career-high 12 games to tie for the league lead in helping West Palm to the Class A Florida State League title in 1991...hurled 7 complete games, including a pair of shutouts.
- ▶ Limited to 13 starts for Harrisburg (AA) in 1992 due to a right elbow injury...named the Eastern League's Pitcher of the Week for May 11-17 following a complete game 3-hit, 14-strikeout performance vs. New Britain.
- ▶ Split the 1993 season between the Rockies and Padres organizations...selected by the Rockies in the 2nd round of the 1992 expansion draft (32nd overall) and began the year at Colorado Springs (AAA)...traded to San Diego on July 26 and assigned to Las Vegas (AAA).
- ▶ Hampered by a pair of disabling injuries with Las Vegas in 1994...was sidelined with a sprained right index finger, then later with a left hamstring injury.

## Miscellaneous Notes

- ▶ **Douglas Eugene Bochtler** is married to Darcy...the couple has 1 child, Colton (4-28-98).
- ▶ Graduated from John I. Leonard High School in Lake Worth, Fla. in 1988...pitched collegiately for Indian River Community College in Fort Pierce, Fla.
- ▶ Featured on *This Week in Baseball* while with the Padres for his roles as clubhouse barber and magician.

Year	Club	W-L	ERA	G	GS	CG	SHO	SV	IP	H	R	ER	HR	HB	BB	SO	WP	BK
1989	Gulf Coast Expos	2-2	3.21	9	9	1	0	0	47.2	46	22	17	0	0	20	45	3	1
1990	Rockford	9-12	3.50	25	25	1	1	0	139.0	142	82	54	3	8	54	109	6	5
1991	W. Palm Beach	+12-9	2.92	26	24	7	2	0	160.1	148	63	52	6	6	55	109	7	0
1992	Harrisburg	6-5	2.32	13	13	2	1	0	77.2	50	25	20	1	0	36	89	4	0
1993	Colo. Springs	1-4	6.93	12	11	0	0	0	50.2	71	41	39	3	1	26	38	2	0
	Central Valley	3-1	3.40	8	8	0	0	0	47.2	40	23	18	2	1	28	43	2	0
	Las Vegas	0-5	5.22	7	7	1	0	0	39.2	52	26	23	2	1	11	30	1	0
1994	Las Vegas	3-7	5.20	22	20	2	1	0	100.1	116	67	58	11	3	48	86	10	0
1995	Las Vegas	2-3	4.25	18	2	0	0	1	36.0	31	18	17	5	1	26	32	2	0
	SAN DIEGO	4-4	3.57	34	0	0	0	1	45.1	38	18	18	5	0	19	45	1	0
1996	SAN DIEGO	2-4	3.02	63	0	0	0	3	65.2	45	25	22	6	1	39	68	8	2
1997	SAN DIEGO	3-6	4.77	54	0	0	0	2	60.1	51	35	32	3	1	50	46	5	0
1998	DETROIT	0-2	6.15	51	0	0	0	0	67.1	73	48	46	17	3	42	45	6	0
1999	Syracuse	4-0	2.63	14	0	0	0	0	27.1	18	9	8	1	0	10	28	0	0
	LOS ANGELES	0-0	5.54	12	0	0	0	0	13.0	11	8	8	3	1	6	7	1	0
	Albuquerque	3-4	3.18	18	0	0	0	3	22.2	16	9	8	3	0	11	25	5	0
2000	Omaha	2-1	4.02	27	0	0	0	2	40.1	37	19	18	4	0	28	28	3	0
	KANSAS CITY	0-2	6.48	6	0	0	0	0	8.1	13	6	6	2	0	10	4	1	0
A.L. Totals		0-4	6.18	57	0	0	0	0	75.2	86	54	52	19	3	52	49	7	0
N.L. Totals		9-14	2.91	163	0	0	0	6	184.1	145	86	80	17	3	114	166	15	2
Major League Totals		9-18	4.57	220	0	0	0	6	260.0	231	140	132	36	6	166	215	22	2

+-Tied for League Lead

- 1989 Selected by the Montreal Expos in the 9th round of the June Free Agent Draft...signed by Pat Daugherty.
- 1992 Selected by the Colorado Rockies in the 2nd round (32nd pick overall) of the MLB Expansion Draft, Nov. 17.
- 1993 Obtained by San Diego Padres with catcher Brad Ausmus and a player to be named later (pitcher Andy Ashby) from Colorado in exchange for pitcher Bruce Hurst and pitcher Greg W. Harris, July 26.
- 1997 Obtained by Oakland Athletics with infielder Jorge Velandia from San Diego in exchange for pitcher Don Wengert and infielder David Newhan, Nov. 26.
- 1998 Obtained by Detroit Tigers from Oakland in exchange for cash considerations, March 25.
- 1998 Claimed off waivers by Los Angeles Dodgers, Oct. 6.
- 1999 Signed by Toronto Blue Jays as a minor league free agent, April 5.
- 1999 Obtained by Los Angeles Dodgers from Toronto in exchange for cash considerations, May 19.
- 1999 Signed by Royals as a minor league free agent, Nov. 16.
- 2001 Signed by the Royals as a minor league free agent, Jan. 12.

### Bochtler's Division Series Record

Year	Club, Opp.	W-L	ERA	G	GS	CG	SHO	SV	IP	H	R	ER	HR	HB	BB	SO	WP	BK
1996	S.D., vs. St.L.	0-1	27.00	1	0	0	0	0	0.1	0	1	1	0	0	2	0	1	0

### Bochtler's Batting Totals

	AVG.	AB	H	HR	RBI
M.L. Totals	.000	2	0	0	0

### Bochtler's Career Fielding

POSITION	PCT.	G	PO	A	E	TC	DP
Pitcher	.897	220	14	21	4	39	1

## Bochtler's 2000 and Career Breakdown

		2000							CAREER						
vs.	League	W-L	S	ERA	G	IP	H	ER	W-L	S	ERA	G	IP	H	ER
vs.	American League	-	-	-	-	-	-	-	1-0	0	0.96	8	9.1	5	1
	Anaheim	-	-	-	-	-	-	-	0-0	0	4.50	4	6.0	8	3
	Baltimore	-	-	-	-	-	-	-	0-0	0	0.00	2	1.2	0	0
	Boston	-	-	-	-	-	-	-	0-2	0	8.64	6	8.1	13	8
	Chicago	0-1	0	13.50	1	2.0	3	3	0-1	0	5.79	5	4.2	5	3
	Cleveland	0-0	0	0.00	1	0.0	2	0	0-1	0	8.10	2	3.1	6	3
	Detroit	0-1	0	8.10	2	3.1	6	3	0-0	0	7.20	3	5.0	4	4
	Kansas City	-	-	-	-	-	-	-	0-0	0	0.00	3	4.2	2	0
	Minnesota	-	-	-	-	-	-	-	0-0	0	12.27	4	7.1	11	10
	New York	-	-	-	-	-	-	-	0-2	0	7.11	7	6.1	6	5
	Oakland	-	-	-	-	-	-	-	0-0	0	4.76	5	5.2	6	3
	Seattle	-	-	-	-	-	-	-	0-0	0	16.20	3	3.1	8	6
	Tampa Bay	-	-	-	-	-	-	-	0-0	0	4.82	7	9.1	8	5
	Texas	-	-	-	-	-	-	-	0-0	0	27.00	1	1.0	2	3
	Toronto	-	-	-	-	-	-	-	0-0	0	-	-	-	-	-
vs.	National League	W-L	S	ERA	G	IP	H	ER	W-L	S	ERA	G	IP	H	ER
vs.	Arizona	-	-	-	-	-	-	-	1-1	2	1.84	13	14.2	7	3
	Atlanta	-	-	-	-	-	-	-	1-2	0	4.15	13	17.1	16	8
	Chicago	0-0	0	0.00	1	1.0	0	0	0-1	0	5.68	14	19.0	17	12
	Cincinnati	-	-	-	-	-	-	-	0-1	1	1.74	9	10.1	8	2
	Colorado	-	-	-	-	-	-	-	0-1	0	3.46	11	13.0	8	5
	Florida	-	-	-	-	-	-	-	0-0	0	1.13	14	16.0	9	2
	Houston	0-0	0	0.00	1	2.0	2	0	0-2	1	6.55	11	11.0	9	8
	Los Angeles	-	-	-	-	-	-	-	-	-	-	-	-	-	-
	Milwaukee	-	-	-	-	-	-	-	1-1	1	1.80	8	10.0	7	2
	Montreal	-	-	-	-	-	-	-	1-1	-	1.93	13	14.0	8	3
	New York	-	-	-	-	-	-	-	0-0	0	1.98	11	13.2	13	3
	Philadelphia	-	-	-	-	-	-	-	2-0	1	4.15	15	13.0	13	6
	Pittsburgh	-	-	-	-	-	-	-	1-2	0	7.00	16	18.0	19	14
	St. Louis	-	-	-	-	-	-	-	-	-	-	-	-	-	-
	San Diego	-	-	-	-	-	-	-	1-0	0	6.43	12	14.0	13	10
	San Francisco	-	-	-	-	-	-	-	0-1	2	4.02	27	31.1	30	14
<b>Monthly</b>		<b>W-L</b>	<b>S</b>	<b>ERA</b>	<b>G</b>	<b>IP</b>	<b>H</b>	<b>ER</b>	<b>W-L</b>	<b>S</b>	<b>ERA</b>	<b>G</b>	<b>IP</b>	<b>H</b>	<b>ER</b>
	March/April	-	-	-	-	-	-	-	0-2	2	3.00	39	42.0	29	14
	May	-	-	-	-	-	-	-	1-2	1	5.63	38	48.0	50	30
	June	0-0	0	0.00	1	1.0	1	0	1-5	0	4.53	40	55.2	47	28
	July	0-2	0	7.36	5	7.1	12	6	4-3	0	3.69	47	53.2	44	22
	August	-	-	-	-	-	-	-	3-5	1	7.36	29	29.1	31	24
	September/October	-	-	-	-	-	-	-	5-9	2	5.15	115	141.2	128	81
<b>Situational Pitching</b>		<b>W-L</b>	<b>S</b>	<b>ERA</b>	<b>G</b>	<b>IP</b>	<b>H</b>	<b>ER</b>	<b>W-L</b>	<b>S</b>	<b>ERA</b>	<b>G</b>	<b>IP</b>	<b>H</b>	<b>ER</b>
	Home	0-1	0	6.75	3	4.0	4	3	4-9	4	3.88	105	118.1	103	51
	Away	0-1	0	6.23	3	4.1	9	3	1-7	5	4.40	112	133.0	120	65
	Before ASG	0-1	0	5.40	3	5.0	6	3	8-11	1	4.75	108	127.0	111	67
	After ASG	0-1	0	8.10	3	3.1	7	3	-	-	-	-	-	-	-
	Starter	-	-	-	-	-	-	-	9-18	6	4.57	220	260.0	231	132
	Reliever	0-2	0	8.64	6	8.1	13	8							



# Dee Brown

## Outfielder

### Career Notes

- ▶ Has seen action in each of the past 3 seasons with the Royals as a September call-up...has played in just 32 big league games, collecting 6 hits and 4 RBI.
- ▶ Owns a .290 average with 71 home runs and 304 RBI in the Royals minor league system.

# #27

**Height, Weight:**  
6-0, 225

**Bats/Throws:**  
Left/Right

**Resides:**  
Kissimmee, Fla.

**Birthdate (Age):**  
March 27, 1978 (23)

**Birthplace:**  
Bronx, N.Y.

**Acquired:**  
Selected in 1st round of  
1996 June Free Agent  
Draft

**Contract Status:**  
Signed through 2001

**Major League Service:**  
76 days

### 2000

- ▶ Brown played most of the campaign at Omaha (AAA)...smacked a team-high 23 home runs with 70 RBI and a .269 average for the Golden Spikes, along with 20 stolen bases, in 125 games.
- ▶ Recalled from Omaha on Sept. 5...stroked a pinch-hit, 2-run single off Darwin Cubillan in the Royals 13-8 win vs. Texas on Sept. 10 for his first 2 RBI in the Major Leagues.
- ▶ Got his 1st start of the year by playing left field at Texas on Sept. 16...went 0-for-3 with 2 walks.
- ▶ Delivered a game-tying RBI off Detroit's Todd Jones in the bottom of the 8th of the Royals 8-5 win in the home finale on Sept. 28.
- ▶ Hit .160 (4-for-25) with 4 runs and 4 RBI with Kansas City...appeared in 15 games (4 in left field, 11 as a pinch-hitter)...went 3-for-11 (.273) with 4 RBI as a pinch-hitter.
- ▶ Ranked 11th in *Baseball America's* list of the top 100 Major League prospects for the 2000 season.
- ▶ Played in the Arizona Fall League following the 2000 season...hit .277 (28-for-101) with 2 home runs and 16 RBI for Grand Canyon.

### 1999

- ▶ Began the year at the Class A level, advanced to Double-A in mid-season and finished the year in the majors with Kansas City...combined on the 3 stops for a .318 average with 25 home runs and 102 RBI, earning Royals Minor League Player of the Year as selected by *Baseball America*.
- ▶ Began the season at Class-A Wilmington in the Carolina League...hit .308 with 13 homers, 46 RBI and 20 stolen bases in 61 games.
- ▶ Hit for the cycle with 7 RBI on April 18 at Myrtle Beach...the next night he belted 2 homers at Kinston, a game-tying blast in the 9th and a game-winner in the 11th.

Brown's Career Bests		
<b>Season:</b>		
<b>Avg:</b>	.160	2000
<b>Hits</b>	4	2000
<b>HR</b>	----	----
<b>RBI</b>	4	2000
<b>SB</b>	----	----
<b>Hit Streak</b>	----	----
<b>Game Highs:</b>		
<b>Hits</b>		
	1 - 6 times	
	Last: at Chi., 10/1/00	
<b>Home Runs</b>		
	----	
<b>RBI</b>		
	2 - vs. Tex., 9/10/00	
<b>SB</b>		
	----	

- ▶ Earned Carolina League Player of the Week honors April 15-21 and April Player of the Month honors...voted the Best Power Prospect and the Most Exciting Player in the Carolina League in *Baseball America's* Tools of the Trade survey.
- ▶ Promoted to Wichita on June 12 and registered a .353 average with 12 homers, 56 RBI and 10 stolen bases in 65 contests with the Wranglers in the Double-A Texas League.
- ▶ Selected to play in the inaugural All-Star Futures Game in Boston's Fenway Park over the All-Star break.
- ▶ Named the Texas League Player of the Week for July 26-Aug. 1.
- ▶ Named the 2nd-best prospect in both the Carolina League and the Texas League by *Baseball America*...earned a spot on *Baseball Weekly's* Minor League All-Star team.
- ▶ Recalled by the Royals on Sept. 1...collected 1st Major League hit on Sept. 5 vs. Toronto's Kelvim Escobar with a 4th-inning infield single...finished with 2 hits in 25 at-bats (.080)...appeared in 12 games (3 in left field, 2 as designated hitter and 7 as a pinch-hitter).
- ▶ Hit .324 with 3 home runs and 28 RBI in 28 games for Phoenix in the Arizona Fall League following the season...also played briefly for San Juan in the Puerto Rican Winter League.

## 1998

- ▶ Was a September call-up for the Royals after spending the campaign leading Wilmington to the Carolina League championship...hit .258 with 10 home runs and 58 RBI for the Blue Rocks...also scored 64 runs and stole 26 bases in 36 attempts.
- ▶ Made his Major League debut as a pinch runner on Sept. 14 vs. Oakland and scored a run.
- ▶ Made 5 late-inning appearances, garnering 3 at-bats without a hit.
- ▶ Named the Royals 4th-best prospect by *Baseball America* following the season.

## Minor League Notes

- ▶ Brown was the Royals 1st pick in the 1996 June Free Agent Draft, the 14th player selected overall...regarded as the Royals 9th-best prospect by *Baseball America* following his 1st pro season in 1996.
- ▶ Named the Royals co-Minor League Player of the Year with Jeremy Giambi in 1997...also named the MVP and Howe "Star of Stars" award winner in the Northwest League and earned a spot on the NWL's All-Star team after tying for the league lead in RBI, total bases (168), slugging (.564) and extra-base hits, 2nd in at-bats and hits, tied for 2nd in homers, tied for 3rd in games, tied for 4th in doubles and 7th in batting.

## Miscellaneous Notes

- ▶ **Dermal Bram Brown** is single...graduated from Marlboro Central High in Newburgh, N.Y. in 1996...earned 1st team All-America honors by *Baseball America*...also played football and basketball, turning down a scholarship to play running back at Maryland.
- ▶ Ranked 13th among *Baseball America's* Top 100 prospects entering the draft...*USA Today* named him to its list of Super 25 Baseball High School Prospects.

Year	Club	AVG.	G	AB	R	H	2B	3B	HR	RBI	SH	SF	HP	BB	SO	SB-CS	E
1996	Gulf Coast	.050	7	20	1	1	1	0	0	1	0	0	1	0	6	0-2	0
1997	Spokane	.326	73	298	67	97	20	6	13	+73	0	1	2	38	65	17-4	7
1998	Wilmington	.258	128	442	64	114	30	2	10	58	1	0	7	53	115	26-10	13
	KANSAS CITY	.000	5	3	2	0	0	0	0	0	0	0	0	0	1	0-0	0
1999	Wilmington	.308	61	221	49	68	10	2	13	46	0	0	4	44	56	20-8	2
	Wichita	.353	65	235	58	83	14	3	12	56	1	2	3	35	41	10-8	5
	KANSAS CITY	.080	12	25	1	2	0	0	0	0	0	0	0	2	7	0-0	1
2000	Omaha	.269	125	479	76	129	25	6	23	70	0	3	3	37	112	20-3	7
	KANSAS CITY	.160	15	25	4	4	1	0	0	4	0	0	0	3	9	0-0	0
Major League Totals		.113	32	53	7	6	1	0	0	4	0	0	0	5	17	0-0	1

+/-Tied for League Lead

1996 Selected by the Royals in 1st round (14th pick overall) in the June Free Agent Draft...signed by Ray Jackson.

### Brown's Career Fielding

POSITION	PCT.	G	PO	A	E	TC	DP
Outfield	.963	10	25	1	1	27	0

### Brown's 2000 and Career Breakdown

vs. American League	2000					CAREER				
	AVG.	AB	H	HR	RBI	AVG.	AB	H	HR	RBI
vs. Anaheim	.000	5	0	0	0	.000	10	0	0	0
Baltimore	-	-	-	-	-	-	-	-	-	-
Boston	-	-	-	-	-	.000	4	0	0	0
Chicago	.250	4	1	0	0	.167	6	1	0	0
Cleveland	.000	2	0	0	0	.000	2	0	0	0
Detroit	.000	1	0	0	1	.000	3	0	0	1
Kansas City	-	-	-	-	-	-	-	-	-	-
Minnesota	-	-	-	-	-	-	-	-	-	-
New York	.500	2	1	0	0	.167	6	1	0	0
Oakland	-	-	-	-	-	.200	5	1	0	0
Seattle	.000	2	0	0	0	.000	3	0	0	0
Tampa Bay	-	-	-	-	-	-	-	-	-	-
Texas	.222	9	2	0	3	.222	9	2	0	3
Toronto	-	-	-	-	-	.200	5	1	0	0
<b>Monthly</b>	<b>AVG.</b>	<b>AB</b>	<b>H</b>	<b>HR</b>	<b>RBI</b>	<b>AVG.</b>	<b>AB</b>	<b>H</b>	<b>HR</b>	<b>RBI</b>
September/October	.160	25	4	0	4	.113	53	6	0	4
<b>Situational Hitting</b>	<b>AVG.</b>	<b>AB</b>	<b>H</b>	<b>HR</b>	<b>RBI</b>	<b>AVG.</b>	<b>AB</b>	<b>H</b>	<b>HR</b>	<b>RBI</b>
Home	.154	13	2	0	3	.103	29	3	0	3
Road	.167	12	2	0	1	.125	24	3	0	1
Day	.333	6	2	0	2	.222	18	4	0	2
Night	.105	19	2	0	2	.057	35	2	0	2
Natural Grass	.160	25	4	0	4	.113	53	6	0	4
Artificial Turf	.000	0	0	0	0	.000	0	0	0	0
Before ASG	-	-	-	-	-	-	-	-	-	-
After ASG	.160	25	4	0	4	.113	53	6	0	4
vs. LHP	.000	2	0	0	0	.000	3	0	0	0
vs. RHP	.174	23	4	0	4	.120	50	6	0	4
with RISP	.182	11	2	0	4	.143	21	3	0	4
Bases Loaded	.000	1	0	0	1	.000	3	0	0	1
Pinch Hitter	.273	11	3	0	4	.158	19	3	0	4
Desig. Hitter	.000	0	0	0	0	.111	9	1	0	0

## 2001 Royals Road Hotels

### Anaheim — Anaheim Hilton & Towers

777 Convention Way, Anaheim, CA 92802-3497  
Ph: (714) 750-4321 • Fax: (714) 740-4460

### Baltimore — Renaissance Harborplace

202 East Pratt Street, Baltimore, MD 21202  
Ph: (410) 547-1200 • Fax: (410) 539-5780

### Boston — Marriott Copley Place

110 Huntington Avenue, Boston, MA 02116  
Ph: (617) 236-5800 • Fax: (617) 236-5885

### Chicago — Westin

909 North Michigan Avenue, Chicago, IL 60611  
Ph: (312) 943-7200 • Fax: (312) 649-6447

### Cleveland — Marriott at Key Center

127 Public Square, Cleveland, OH 44114-1305  
Ph: (216) 696-9200 • Fax: (216) 696-0966

### Detroit — Ritz-Carlton Dearborn

300 Town Center Drive, Dearborn, MI 48126  
Ph: (313) 441-2000 • Fax: (313) 441-2051

### Milwaukee — The Pfister

424 East Wisconsin Avenue, Milwaukee, WI 53202  
Ph: (414) 273-8222 • Fax: (414) 273-0747

### Minnesota — Marriott City Center

30 South Seventh Street, Minneapolis, MN 55402  
Ph: (612) 349-4000 • Fax: (612) 332-7165

### New York — Grand Hyatt

Park Avenue at Grand Central, New York, NY 10017  
Ph: (212) 883-1234 • Fax: (212) 697-3772

### Oakland — Renaissance Parc 55

55 Cyril Magnin Street, San Francisco, CA 94102  
Ph: (415) 392-8000 • Fax: (415) 403-6602

### Pittsburgh — Omni William Penn

530 William Penn Place, Pittsburgh, PA 15219  
Ph: (412) 281-7100 • Fax: (412) 553-5252

### Seattle — Crowne Plaza Seattle

1113 6th Avenue, Seattle, WA 98101  
Ph: (206) 464-1980 • Fax: (206) 340-1617

### Tampa Bay — Renaissance Vinoy Resort

501 Fifth Avenue NE, St. Petersburg, FL 33701  
Ph: (727) 894-1000 • Fax: (727) 822-2785

### Texas — Wyndham Arlington

1500 Convention Way, Arlington, TX 76011  
Ph: (817) 261-8200 • Fax: (817) 548-2875

### Toronto — Hilton Toronto

145 Richmond Street West, Toronto, Ontario M5H 2L2  
Ph: (416) 869-3456 • Fax: (416) 869-3187

### Baseball City — Hampton Inn

5530 U.S. Hwy. 27 North, Davenport, FL  
Ph: (941) 420-9898 • Fax: (941) 420-9797



#60

**Height, Weight:**

6-2, 195

**Bats/Throws:**

Right/Right

**Resides:**

Huntington, W.V.

**Birthdate (Age):**

May 4, 1975 (25)

**Birthplace:**

Huntington, W.V.

**Acquired:**

Signed as a minor league free agent, July 23, 2000

**Contract Status:**

Signed through 2001

**M.L. Service:**

0 days (Rookie)

# Jared Camp

## Right-handed Pitcher (non-roster)

### 2000

- ▶ Camp was invited to the Florida Marlins spring training camp, but did not make the big league club...accepted back by the Cleveland Indians on April 7 from Florida as a provision of the Rule 5 Draft.
- ▶ Played for 4 teams during the 2000 campaign, pitching at both the Double-A and Triple-A levels...posted a combined 1-2 record with a 7.77 ERA in 32 games.
- ▶ Began the year with Akron, Cleveland's Double-A affiliate in the Eastern League...posted a 9.35 ERA in 9 relief appearances before being promoted to Buffalo (AAA)...gave up 2 runs (1 earned) in 4.0 innings of work in 3 relief outings for the Bison.
- ▶ Claimed by the Texas Rangers off waivers from Cleveland on June 16...allowed 6 runs (0 earned) over 10.0 innings in 7 games for Tulsa, the Rangers Double-A affiliate.
- ▶ Signed by the Royals as a minor league free agent on July 23 after electing for free agency on July 15.
- ▶ Finished the season by appearing in 13 games for Omaha (AAA)...logged a 1-2 mark with a 13.50 ERA for the Golden Spikes...allowed 24 runs (19 earned) over 12.2 innings.
- ▶ Pitched in the Arizona Fall League following the 2000 season...went 0-1 with a 4.70 ERA in 6 games for the Grand Canyon Rafters.

### Minor League Notes

- ▶ Camp was selected by Milwaukee in the 5th round of the 1995 June Free Agent Draft...began his professional career with the Brewers rookie team in Helena, managing just a 1-4 mark with an 8.65 ERA in the Pioneer League.
- ▶ Started the 1996 season with Beloit (A)...went 3-5 with a 5.43 ERA in 11 starts before being traded to the Cleveland Indians in exchange for catcher Jesse Levis on June 7...finished the season at Watertown (A), going 10-2 with a complete-game shutout and a 1.69 ERA in 15 starts.
- ▶ Spent the 1997 campaign with Kinston (A) and Akron (AA)...posted a 7-12 record with a 4.90 ERA in 25 games (24 starts) on the year.
- ▶ Used primarily out of the bullpen for Akron (A) in 1998...registered a 6-2 mark with a 3.78 ERA in 18 games.
- ▶ Played with 3 teams in the Cleveland minor league system during the 1999 season.
- ▶ Selected by the Minnesota Twins as the 1st selection of the Major League phase of the Rule 5 Draft on Dec. 13, 1999...traded to Florida in exchange for pitcher Johan Santana and cash considerations on Dec. 13.

- ▶ Pitched for the Maryville Saguaros of the Arizona Fall League following the 1999 season and posted a 1-1 mark with a 4.66 ERA in 15 appearances.

## Miscellaneous Notes

- ▶ **Jared Andrew Camp** is single.
- ▶ Graduated from Huntington (W.V.) East High School...played baseball at Indian River Community College in Fort Pierce, Fla.

Year	Club	W-L	ERA	G	GS	CG	SHO	SV	IP	H	R	ER	HR	HB	BB	SO	WP	BK
1995	Helena	1-4	8.65	8	8	0	0	0	34.1	44	39	33	1	3	20	26	6	2
1996	Beloit	3-5	5.43	11	11	0	0	0	53.0	56	42	32	4	2	39	47	10	1
	Watertown	10-2	1.69	15	15	1	1	0	95.2	68	29	18	2	7	30	99	6	0
1997	Kinston	5-4	3.79	13	12	0	0	0	73.2	57	36	31	11	2	20	64	1	1
	Akron	2-8	6.19	12	12	1	0	0	64.0	79	49	44	13	1	26	39	4	0
1998	Akron	6-2	3.78	18	16	0	0	0	85.2	84	37	36	8	5	31	42	2	1
1999	Kinston	3-2	1.98	18	6	1	0	4	54.2	48	15	12	2	4	16	59	4	0
	Akron	1-2	6.50	17	0	0	0	7	18.0	22	17	13	0	2	16	18	2	1
	Buffalo	0-0	0.84	10	0	0	0	1	10.2	4	2	1	0	1	13	14	4	0
2000	Akron	0-0	9.35	9	0	0	0	0	17.1	28	21	18	6	1	7	13	2	0
	Buffalo	0-0	2.25	3	0	0	0	1	4.0	5	2	1	0	1	0	0	1	0
	Tulsa	0-0	0.00	7	0	0	0	1	10.0	10	6	0	1	1	7	4	2	0
	Omaha	1-2	13.50	13	0	0	0	0	12.2	19	24	19	4	2	13	13	1	0
Minor League Totals		32-31	4.35	154	80	3	1	14	533.2	524	319	258	52	32	240	438	45	6

1995 Selected by the Milwaukee Brewers in the 5th round of the June Free Agent Draft.

1996 Obtained by the Cleveland Indians from Milwaukee in exchange for catcher Jesse Levis, June 7.

1999 Selected by the Minnesota Twins in the 1st round (1st selection overall) of the Major League phase of the Rule 5 Draft and traded to the Florida Marlins in exchange for pitcher Johan Santana and cash considerations, Dec. 13.

2000 Returned to Cleveland from Florida after failing to make the Marlins Major League roster, April 7.

Claimed off waivers by the Texas Rangers from Cleveland, June 16.

Signed with the Royals as a minor league free agent, July 23.

## Behind the Scenes – Royals Groundscrew



### Trevor Vance

#### Director - Groundskeeping and Landscaping

Trevor begins his 7th season as the Royals Director - Groundskeeping and Landscaping, overseeing the supervision and overall operation of the natural grass field at Kauffman Stadium. Vance joined the groundcrew as a part-time member in 1985 and became a full-time member of the staff in 1988. He was named Assistant Groundskeeper in 1993, before assuming his current post in 1995.

Vance, 34, is a native of Raytown, Missouri and a 1985 graduate of Raytown High. An avid golfer, he attended Central Missouri State University. He resides in Lee's Summit, Missouri with his wife, Wendy, and children, Kelsie and Tanner.



### Jonnie Reed

#### Manager - Groundskeeping

Jonnie is in his 6th season as the Kansas City Royals Manager-Groundskeeping...Reed began his career with the Royals as a member of the tarp crew in 1989 and has served the organization in various occupations.



#43

**Height, Weight:**

6-0, 165

**Bats/Throws:**

Left/Left

**Resides:**

Valencia, Venezuela

**Birthdate (Age):**

Feb. 7, 1978 (23)

**Birthplace:**

Valencia, Venezuela

**Acquired:**

Selected in the 2000 Rule 5 Draft

**Contract Status:**

Signed through 2001

**M.L. Service:**

0 days (Rookie)

# Endy Chavez

## Outfield

### 2000

- ▶ Chavez was selected by the Royals from the Norfolk roster of the New York Mets in the Rule 5 Draft on Dec. 11, 2000.
- ▶ Spent the 2000 season with St. Lucie, the Mets Class-A Advanced affiliate in the Florida State League...batted .298, the 8th-best mark in the league, with 43 RBI in 111 games...also tied for the team lead with 84 runs.
- ▶ Set a career high and finished 5th in the league with 38 stolen bases on the season to earn the club's baserunning award.
- ▶ Played in the Venezuelan Winter League following the season...batted .284 for Magallanes with 36 runs, the 2nd-best mark in the league...led the league with 5 triples and ranked 3rd with 9 stolen bases.

### Minor League Career

- ▶ Signed by the New York Mets as a non-drafted free agent on April 29, 1996...spent his 1st professional season playing in the Dominican Summer League...batted .354 with 42 runs scored and 29 RBI in 48 games to finish 2nd on the club in average.
- ▶ Split the 1997 campaign with the Mets club in the Gulf Coast League and Kingsport (Rookie Advanced) of the Appalachian League...combined for a .286 average.
- ▶ Earned the 1997 Gulf Coast Mets Doubleday Award...hit .420 over a 13-game stretch from June 22-July 10...finished 3rd in walks (33), 5th in runs (42), 10th in batting (.286) and tied for 9th in hits (55) among Mets short-season hitters.
- ▶ Began the 1999 season with Capital City (A) of the South Atlantic League...hit .253 with 40 runs and 15 RBI in 73 games before jumping to St. Lucie (A) where he batted .311 with 33 runs in 45 games...swiped a total of 29 bases for the 2 teams.
- ▶ Hit .310 for Magallanes to rank 11th in the Venezuelan Winter League in 1999...voted as the top rookie in the league.

### Miscellaneous Notes

- ▶ **Endy DeJesus Chavez** is single...graduated from Liceo Batavia Carabobo High School in Valencia, Venezuela.

Year	Club	AVG.	G	AB	R	H	2B	3B	HR	RBI	SH	SF	HP	BB	SO	SB-CS	E
1996	Dominican Mets	.354	48	164	42	58	11	1	7	29	2	1	1	22	16	3-4	0
1997	Gulf Coast	.277	33	119	26	33	6	3	0	15	0	1	0	20	10	1-2	2
	Kingsport	.301	19	73	16	22	4	0	0	4	2	0	0	13	10	5-2	2
1998	Kingsport	.289	33	114	26	33	8	4	0	16	3	3	0	17	17	10-5	2
1999	Capital City	.253	73	253	40	64	8	1	0	15	2	1	0	34	36	20-12	5
	St. Lucie	.311	45	183	33	57	8	3	2	18	2	1	0	22	22	9-3	2
2000	St. Lucie	.298	111	433	84	129	20	2	1	43	7	3	0	47	48	38-16	5
Minor League Totals		.296	362	1339	267	519	65	14	10	140	18	10	1	175	159	86-44	18

1996 Signed by the New York Mets as a non-drafted free agent, April 29.

2000 Selected by the Royals in the Rule 5 Draft, Dec. 11.



# Tony Cogan

Left-handed Pitcher (non-roster)

## 2000

- ▶ Cogan played with 3 different teams in the Royals organization during the 2000 season...posted a 9-7 overall record with a 2.85 ERA in 31 games (16 starts).
- ▶ Ranked 2nd in the Royals farm system with his 2.85 ERA behind Ryan Baerlocher (2.40).
- ▶ Started the year with the Wilmington Blue Rocks (A)...went 2-4 with 1 save and a 4.35 ERA in 16 games, including the first 3 starts of his professional career.
- ▶ Was moved to Charleston (A) on June 2, posting a 6-2 mark with a 1.83 ERA in 13 starts...issued just 14 walks over 78.2 innings while striking out 51 batters.
- ▶ Finished the year by earning his 1st promotion to the Double-A level...logged a 1-1 mark with an 11.57 ERA in 2 games, giving up 4 runs (3 earned) in just 2.1 innings of work with the Wichita Wranglers.

**Height, Weight:**  
6-2, 205

**Bats/Throws:**  
Left/Left

**Resides:**  
Highland Park, Ill.

**Birthdate (Age):**  
Dec. 21, 1976 (24)

**Birthplace:**  
Chicago, Ill.

**Acquired:**  
Selected in the 12th round of the 1999 June Free Agent Draft

**Contract Status:**  
Signed through 2001

**M.L. Service:**  
0 days (Rookie)

## Minor League Notes

- ▶ Cogan was selected by the Royals in the 12th round of the 1999 June Free Agent Draft.
- ▶ Named to the Northwest League All-Star team in 1999 after posting a 1-3 record with a team-best 1.36 ERA in 27 relief appearances for the Spokane Indians in his 1st professional season...gave up just 6 earned runs over 39.2 innings.

## Miscellaneous Notes

- ▶ **Anthony Michael Cogan** is single...graduated from Highland Park (Ill.) High School in 1995.
- ▶ Played college baseball at Stanford with fellow Royals prospect Jeff Austin...received an economics degree in 1999 and pitched in the College World Series 2 years with the Cardinal.
- ▶ Led the Pac-10 Conference with a 3.08 ERA in 1999 and finished the season with a 7-4 mark with 8 saves.
- ▶ Finished his Stanford career with 105 appearances, the most in Cardinal history.

Year	Club	W-L	ERA	G	GS	CG	SHO	SV	IP	H	R	ER	HR	HB	BB	SO	WP	BK
1999	Spokane	1-3	1.36	27	0	0	0	4	39.2	26	10	6	0	2	14	37	3	1
2000	Wilmington	2-4	4.35	16	3	0	0	1	39.1	39	22	19	1	0	18	31	3	4
	Charleston	6-2	1.83	13	13	0	0	0	78.2	65	19	16	3	5	14	51	5	1
	Wichita	1-1	11.57	2	0	0	0	0	2.1	6	4	3	0	0	2	1	0	0
Minor League Totals		10-10	2.48	58	16	0	0	5	160.0	136	55	44	4	7	48	120	11	6

1999 Selected by the Royals in the 12th round of the June Free Agent Draft...signed by Dave Herrera.



# #56

**Height, Weight:**  
6-3, 200

**Bats/Throws:**  
Right/Right

**Resides:**  
Redmond, Wash.

**Birthdate (Age):**  
Nov. 9, 1974 (26)

**Birthplace:**  
Inglewood, Calif.

**Acquired:**  
Obtained from the Oakland A's with Brad Rigby and Blake Stein in exchange for Kevin Appier, July 31, 1999

**Contract Status:**  
Signed through 2001

**M.L. Service:**  
43 days

# Jeff D'Amico

Right-handed Pitcher (non-roster)

## 2000

- ▶ D'Amico started the 2000 campaign with Omaha (AAA)...recalled on June 3 and finished off a 16-3 Royals victory at Pittsburgh that night with a scoreless frame in his Major League debut.
- ▶ Made his 1st and only Major League start on June 18 vs. Oakland...gave up 8 earned runs over 2.0 frames in a 21-3 loss.
- ▶ Gave up 13 earned runs over his last 4 outings to see his ERA jump from 1.69 to 9.22...finished his 1st big league stint at 0-1 with 9 strikeouts, 15 walks and 19 hits over 13.2 innings.
- ▶ Optioned back to Omaha on July 15 and underwent arthroscopic shoulder surgery on Sept. 12...procedure performed by Dr. Lewis Yocum.
- ▶ Concluded the year at 3-3 with the Golden Spikes with a 3.83 ERA in 16 games, all starts.

## Minor League Notes

- ▶ D'Amico was selected by Oakland in the 2nd round of the 1993 June Free Agent Draft...signed as an infielder but was converted to pitcher in 1996.
- ▶ Began the 1994 season at West Michigan but went on the D.L. April 22 with a sprained left knee...eventually underwent surgery on the knee and missed the remainder of the season.
- ▶ Logged his 1st full season as a pitcher in 1997 and combined for an 8-5 record with 2 saves and a 4.86 ERA at Modesto (A) and Edmonton (AAA).
- ▶ Played for 3 minor league clubs in 2 organizations in 1999, going 4-7 mark with 8 saves and a 4.33 ERA in 58 games.
- ▶ Began the season with Midland (AA), the Oakland A's affiliate in the Texas League, and went 1-2 with 3 saves and a 4.96 ERA...promoted to Vancouver (AAA) where he logged a 2-2 record and 3 saves with a 2.65 ERA in the Pacific Coast League.
- ▶ Traded to the Royals in a 4-player deal that sent Kevin Appier to the A's on July 31, 1999.
- ▶ Spent the final month of the 1999 season with the Royals Triple-A club in Omaha...posted a 1-3 record with a pair of saves and a 4.34 ERA in a dozen games for the Golden Spikes.
- ▶ Pitched for San Juan (1-0, 3.18 ERA) in 12 winter league games.

## Miscellaneous Notes

- ▶ **Jeffrey Michael D'Amico** is single...graduated from Redmond (Wash.) High in 1993...named *USA Today* Washington Player of the Year.

### D'Amico's Career Bests

Season:	Wins	ERA	SV	IP	SO	Win Streak
	---	9.22	---	13.2	9	---
		2000		2000	2000	

### Game:

**Low Hit**

---

**SO**

4 - at St. Louis, 6/5/00

**D'Amico's M.L. Batting Totals**

	AVG.	AB	H	HR	RBI
M.L. Totals	.000	0	0	0	0

**D'Amico's Career Fielding**

POSITION	PCT.	G	PO	A	E	TC	DP
Pitcher	1.000	7	1	1	0	2	0


Year	Club	W-L	ERA	G	GS	CG	SHO	SV	IP	H	R	ER	HR	HB	BB	SO	WP	BK
1996	Arizona A's	3-0	1.42	8	0	0	0	0	19.0	14	3	3	0	3	2	15	0	1
	Modesto	0-0	18.00	1	0	0	0	0	1.0	3	3	2	0	1	0	0	0	0
1997	Modesto	7-3	3.80	20	13	0	0	1	97.0	115	57	41	5	7	34	89	9	1
	Edmonton	1-2	8.22	10	7	0	0	1	30.2	42	29	28	7	2	6	19	3	0
1998	Huntsville	5-5	7.67	24	8	0	0	0	61.0	77	57	52	12	3	34	46	6	5
	Arizona A's	0-0	3.86	4	1	0	0	0	9.1	6	4	4	2	1	1	8	0	0
1999	Midland	1-2	4.96	32	0	0	0	3	45.1	53	31	25	4	3	16	38	3	0
	Vancouver	2-2	2.65	14	0	0	0	3	17.0	16	6	5	1	0	10	10	2	0
	Omaha	1-3	4.34	12	0	0	0	2	18.2	29	13	9	1	1	3	12	3	1
2000	Omaha	3-3	3.83	16	16	1	0	0	91.2	87	39	39	16	7	26	66	6	2
	KANSAS CITY	0-1	9.22	7	1	0	0	0	13.2	19	14	14	2	0	15	9	1	2
Major League Totals		0-1	9.22	7	1	0	0	0	13.2	19	14	14	2	0	15	9	1	2

1993 Selected by Oakland A's in 2nd round of the June Free Agent Draft...signed by Dave Roberts.

1999 Obtained by Royals with pitchers Brad Rigby and Blake Stein from Oakland in exchange for pitcher Kevin Appier, July 31.

**D'Amico's 2000 and Career Breakdown**

vs. American League	2000								CAREER							
	W-L	S	ERA	G	IP	H	ER	W-L	S	ERA	G	IP	H	ER		
vs. Anaheim	-	-	-	-	-	-	-	-	-	-	-	-	-	-		
Baltimore	-	-	-	-	-	-	-	-	-	-	-	-	-	-		
Boston	-	-	-	-	-	-	-	-	-	-	-	-	-	-		
Chicago	-	-	-	-	-	-	-	-	-	-	-	-	-	-		
Cleveland	-	-	-	-	-	-	-	-	-	-	-	-	-	-		
Detroit	0-0	0	3.86	1	2.1	4	1	0-0	0	3.86	1	2.1	4	1		
Kansas City	-	-	-	-	-	-	-	-	-	-	-	-	-	-		
Minnesota	-	-	-	-	-	-	-	-	-	-	-	-	-	-		
New York	-	-	-	-	-	-	-	-	-	-	-	-	-	-		
Oakland	0-1	0	20.25	2	4.0	8	9	0-1	0	20.25	2	4.0	8	9		
Seattle	-	-	-	-	-	-	-	-	-	-	-	-	-	-		
Tampa Bay	-	-	-	-	-	-	-	-	-	-	-	-	-	-		
Texas	-	-	-	-	-	-	-	-	-	-	-	-	-	-		
Toronto	-	-	-	-	-	-	-	-	-	-	-	-	-	-		
vs. National League	W-L	S	ERA	G	IP	H	ER	W-L	S	ERA	G	IP	H	ER		
vs. Arizona	-	-	-	-	-	-	-	-	-	-	-	-	-	-		
Atlanta	-	-	-	-	-	-	-	-	-	-	-	-	-	-		
Chicago	-	-	-	-	-	-	-	-	-	-	-	-	-	-		
Cincinnati	-	-	-	-	-	-	-	-	-	-	-	-	-	-		
Colorado	-	-	-	-	-	-	-	-	-	-	-	-	-	-		
Florida	-	-	-	-	-	-	-	-	-	-	-	-	-	-		
Houston	0-0	0	13.50	1	2.0	3	3	0-0	0	13.50	1	2.0	3	3		
Los Angeles	-	-	-	-	-	-	-	-	-	-	-	-	-	-		
Milwaukee	-	-	-	-	-	-	-	-	-	-	-	-	-	-		
Montreal	-	-	-	-	-	-	-	-	-	-	-	-	-	-		
New York	-	-	-	-	-	-	-	-	-	-	-	-	-	-		
Philadelphia	-	-	-	-	-	-	-	-	-	-	-	-	-	-		
Pittsburgh	0-0	0	2.70	2	3.1	3	1	0-0	0	2.70	2	3.1	3	1		
St. Louis	0-0	0	0.00	1	2.0	1	0	0-0	0	0.00	1	2.0	1	0		
San Diego	-	-	-	-	-	-	-	-	-	-	-	-	-	-		
San Francisco	-	-	-	-	-	-	-	-	-	-	-	-	-	-		
Monthly	W-L	S	ERA	G	IP	H	ER	W-L	S	ERA	G	IP	H	ER		
March/April	-	-	-	-	-	-	-	-	-	-	-	-	-	-		
May	-	-	-	-	-	-	-	-	-	-	-	-	-	-		
June	0-1	0	9.64	5	9.1	12	10	0-1	0	9.64	5	9.1	12	10		
July	0-0	0	8.31	2	4.1	7	4	0-0	0	8.31	2	4.1	7	4		
August	-	-	-	-	-	-	-	-	-	-	-	-	-	-		
September/October	-	-	-	-	-	-	-	-	-	-	-	-	-	-		
Situational Pitching	W-L	S	ERA	G	IP	H	ER	W-L	S	ERA	G	IP	H	ER		
Home	0-1	0	13.50	3	6.2	13	10	0-1	0	13.50	3	6.2	13	10		
Road	0-0	0	5.14	4	7.0	6	4	0-0	0	5.14	4	7.0	6	4		
Before ASG	0-1	0	9.22	7	13.2	19	14	0-1	0	9.22	7	13.2	19	14		
After ASG	-	-	-	-	-	-	-	-	-	-	-	-	-	-		
Starter	0-1	0	36.00	1	2.0	6	8	0-0	0	36.00	1	2.0	6	8		
Reliever	0-0	0	4.63	6	11.2	13	6	0-0	0	4.63	6	11.2	13	6		



#19

**Height, Weight:**

5-11, 165

**Bats/Throws:**

Switch/Right

**Resides:**San Cristobal,  
Dominican Republic**Birthdate (Age):**

July 15, 1975 (25)

**Birthplace:**San Cristobal,  
Dominican Republic**Acquired:**Obtained from New York  
Yankees in exchange for SS  
Nick Ortiz, Aug. 11, 2000**Contract Status:**

Signed through 2001

**M.L. Service:**

2 years, 16 days

# Wilson Delgado

## Infielder

### Career Notes

- ▶ After being signed by the Mariners as a non-drafted free agent in 1992, Wilson has seen major league action with the Giants (1996-99) and Yankees (2000) prior to joining the Royals.
- ▶ Owns a .258 career batting average in 123 big league games.

### 2000

- ▶ Delgado was obtained from the New York Yankees in exchange for shortstop Nick Ortiz on Aug. 11...batted .244 (11-for-45) with 1 home run and 4 RBI in 31 games with the Yankees.
- ▶ Batted .265 (22-for-83) with Kansas City with 15 runs and 7 RBI... appeared in 33 games (19 at second base, 11 at shortstop, 3 at third base, 6 as a pinch hitter, 1 as a pinch runner).
- ▶ Debuted with the Royals on Aug. 13 vs. Baltimore...started at shortstop and matched a career high with 3 hits and 2 RBI in 4 at-bats.
- ▶ Matched a career high by hitting in 5-straight games from Sept. 1-6, going 7-for-15 over that stretch...also hit in 9 of 10 games from Aug. 26-Sept. 6 to lift average from .258 to .310.

### 1999

- ▶ Had 2 stints on the Giants roster during the season, logging a .254 average in 35 games.
- ▶ Made 13 starts in San Francisco's infield (8 at SS, 5 at 2B)...hit safely in 7 of those 13 games...posted a .224 average (11-for-49) with 2 doubles, a triple, 2 RBI and 5 runs scored as a starter.
- ▶ Hit .271 (13-for-49) during his 1st stint with the parent club from May 7-July 30, appearing in 25 games and making 8 starts.
- ▶ Was recalled from Fresno (AAA) on Sept. 1 and made 10 more appearances for the Giants...collected 3 hits, a career best, at Pittsburgh on Sept. 5, going 3-for-4 with a double and an RBI.
- ▶ Batted .300 (64-for-213) with 10 doubles, 3 triples, 1 home run, 33 RBI, 28 runs scored and 4 stolen bases in 57 games for Fresno.

#### Delgado's Career Bests

Season:		
<b>Avg:</b>	.258	2000
<b>Hits</b>	33	2000
<b>HR</b>	1	2000
<b>RBI</b>	11	2000
<b>SB</b>	2	2000
<b>Hit Streak</b>	5	96,00

#### Game Highs:

<b>Hits</b>	3 - 2 times
	at Pit., 9/5/99
	vs. Bal., 8/13/00
<b>Home Runs</b>	1 - at Chi., 5/25/00
<b>RBI</b>	2 - 3 times,
	vs. Bal., 8/13/00
	at T.B., 9/2/00
	at Tex., 9/16/00
<b>SB</b>	1 - 4 times
	Last: at T.B., 9/1/00

## 1998

- ▶ Spent the majority of the season with Fresno, but saw action with San Francisco on 2 different occasions...recalled from Fresno on July 4, making 7 appearances before being optioned back to the Grizzlies on July 20...rejoined the Giants on Sept. 14.
- ▶ Established career-bests in home runs (12), RBI (63), at-bats (512) and runs scored (87) for the Grizzlies.

## 1997

- ▶ Spent most of the year with the Phoenix Firebirds (AAA) of the Pacific Coast League, logging a .288 average in 119 games.
- ▶ Was optioned to Phoenix late in spring training, but was recalled prior to the season opener when Mark Lewis was placed on the Disabled List...appeared in just 1 game before he was optioned to Phoenix on April 7...rejoined the Giants on Sept. 1 and went 1-for-7 for the big league club.

## 1996

- ▶ Played at 3 different levels in the Giants organization...spent most of the year at San Jose (A) before his promotion to Phoenix.
- ▶ Made his Major League debut on Sept. 24 at Los Angeles, committing an error and going 0-for-3 at the plate...hit safely in his final 5 games, hitting .421 (8-for-19) with 2 RBI.

## Minor League Notes

- ▶ Delgado was signed by Seattle as a non-drafted free agent on Oct. 29, 1992...began his pro career with the Mariners Dominican Summer League club in 1993.
- ▶ Won the Arizona League batting title after hitting at a .376 clip for the Peoria Mariners in 1994...also stole a career-high 13 bases.
- ▶ Made stops with 4 teams during the 1995 season...opened the year with Port City (AA) and Wisconsin (A).
- ▶ Joined the Giants organization along with pitcher Shawn Estes from Seattle in exchange for pitcher Salomon Torres on May 20...spent the rest of the season Burlington (A) and was named the 7th-best prospect in the Midwest League by *Baseball America*...also appeared in 1 game for San Jose, the Giants Class-A affiliate in the California League.

## Miscellaneous Notes

- ▶ **Wilson Duran Delgado** is single.

Year	Club	AVG.	G	AB	R	H	2B	3B	HR	RBI	SH	SF	HP	BB	SO	SB-CS	E
1993	DSL-Mariners	.292	60	171	19	50	8	0	0	26	7	0	1	34	25	5-9	0
1994	Peoria	*.376	39	149	30	56	5	4	0	10	0	0	1	15	24	13-5	10
	Appleton	.194	9	31	2	6	0	0	0	0	0	0	0	0	0	0-0	1
1995	Port City	.195	13	41	3	8	4	0	0	1	0	0	0	6	8	0-0	5
	Wisconsin	.243	19	70	13	17	3	0	0	7	2	0	0	3	15	3-0	6
	Burlington	.310	93	365	52	113	20	3	5	37	2	1	2	32	57	9-9	19
	San Jose	.000	1	2	1	0	0	0	0	0	0	0	0	0	0	0-0	0
1996	San Jose	.268	121	462	59	124	19	6	2	54	4	4	2	48	89	8-2	24
	Phoenix	.140	12	43	1	6	0	1	0	1	0	0	0	3	7	0-1	2
	SAN FRANCISCO	.364	6	22	3	8	0	0	0	2	0	0	2	1	5	1-0	1
1997	SAN FRANCISCO	.143	8	7	1	1	1	0	0	0	1	0	0	0	2	0-0	0
	Phoenix	.288	119	416	47	120	22	4	9	59	6	4	1	24	70	9-3	18
1998	Fresno	.277	127	512	87	142	22	2	12	63	4	4	3	52	92	9-5	23
	SAN FRANCISCO	.167	10	12	1	2	1	0	0	1	0	0	0	1	3	0-0	0
1999	Fresno	.300	57	213	28	64	10	3	1	33	3	0	0	18	35	4-2	15
	SAN FRANCISCO	.254	35	71	7	18	2	1	0	3	1	0	1	5	9	1-0	5
2000	NEW YORK (AL)	.244	31	45	6	11	1	0	1	4	0	1	0	5	9	1-0	3
	KANSAS CITY	.265	33	83	15	22	1	0	0	7	0	1	0	6	17	1-1	1
	N.L. Totals	.259	59	112	12	29	4	1	0	6	2	0	3	7	19	2-0	6
	A.L. Totals	.258	64	128	21	33	2	0	1	11	0	2	0	11	26	2-1	4
	Major League Totals	.258	123	240	33	62	6	1	1	17	2	2	3	18	45	4-1	10

\*-Led league

1992 Signed by Seattle Mariners as a non-drafted free agent, Oct. 29.  
 1995 Obtained by San Francisco with LHP Shawn Estes in exchange for pitcher Salomon Torres, May 20.  
 2000 Obtained by Yankees in exchange for INF Juan Melo, March 23.  
 Obtained by Royals in exchange for SS Nick Ortiz, Aug. 11.

**Delgado's Career Fielding**

POSITION	PCT.	G	PO	A	E	TC	DP
2nd Base	.982	51	62	104	3	169	21
3rd Base	.800	8	1	3	1	5	0
Shortstop	.960	56	54	90	6	150	25

**Delgado's 2000 and Career Breakdown**

	2000					CAREER				
	AVG.	AB	H	HR	RBI	AVG.	AB	H	HR	RBI
<b>vs. American League</b>										
vs. Anaheim	.000	1	0	0	0	.000	1	0	0	0
Baltimore	.389	18	7	0	3	.389	18	7	0	3
Boston	.200	15	3	0	1	.200	15	3	0	1
Chicago	.211	19	4	1	1	.211	19	4	1	1
Cleveland	.273	11	3	0	2	.273	11	3	0	2
Detroit	.333	3	1	0	0	.333	3	1	0	0
Kansas City	.000	2	0	0	0	.000	2	0	0	0
Minnesota	.211	19	4	0	0	.211	19	4	0	0
New York	.667	3	2	0	0	.667	3	2	0	0
Oakland	-	-	-	-	-	.125	8	1	0	0
Seattle	.000	3	0	0	0	.000	3	0	0	0
Tampa Bay	.333	15	5	0	2	.333	15	5	0	2
Texas	.214	14	3	0	2	.214	14	3	0	2
Toronto	-	-	-	-	-	-	-	-	-	-
<b>vs. National League</b>										
vs. Arizona	-	-	-	-	-	.500	6	3	0	0
Atlanta	-	-	-	-	-	.500	4	2	0	0
Chicago	-	-	-	-	-	.500	2	1	0	1
Cincinnati	-	-	-	-	-	.000	5	0	0	0
Colorado	-	-	-	-	-	.300	30	9	0	2
Florida	-	-	-	-	-	.000	1	0	0	0
Houston	-	-	-	-	-	.000	8	0	0	0
Los Angeles	-	-	-	-	-	.150	20	3	0	2
Milwaukee	-	-	-	-	-	-	-	-	-	-
Montreal	-	-	-	-	-	.333	3	1	0	0
New York	.200	5	1	0	0	.200	5	1	0	0
Philadelphia	-	-	-	-	-	.333	3	1	0	0
Pittsburgh	-	-	-	-	-	.571	7	4	0	1
St. Louis	-	-	-	-	-	.333	9	3	0	0
San Diego	-	-	-	-	-	.167	6	1	0	0
San Francisco	-	-	-	-	-	-	-	-	-	-
<b>Monthly</b>										
March/April	.182	11	2	0	0	.167	12	2	0	0
May	.320	25	8	1	4	.310	42	13	1	4
June	.125	8	1	0	0	.273	22	6	0	2
July	.000	1	0	0	0	.148	27	4	0	0
August	.256	43	11	0	3	.256	43	11	0	3
September/October	.275	40	11	0	4	.277	94	26	0	8
<b>Situational Hitting</b>										
Home	.286	63	18	0	4	.270	111	30	0	6
Road	.231	65	15	1	7	.248	129	32	1	11
Day	.286	49	14	0	5	.277	112	31	0	10
Night	.241	79	19	1	6	.242	128	31	1	7
Natural Grass	.250	108	27	1	9	.246	207	51	1	14
Artificial Turf	.300	20	6	0	2	.333	33	11	0	3
Before ASG	.250	44	11	1	4	.280	82	23	1	6
After ASG	.262	84	22	0	7	.247	158	39	0	11
vs. LHP	.241	29	7	0	2	.250	60	15	0	4
vs. RHP	.263	99	26	1	9	.261	180	47	1	13
with RISP	.357	28	10	0	10	.268	56	15	0	16
Bases Loaded	.500	2	1	0	2	.250	12	3	0	5
Pinch Hitter	.167	6	1	0	0	.188	16	3	0	3
Desig. Hitter	.000	0	0	0	0	.000	0	0	0	0



Royals  
#33

# Chad Durbin

## Right-handed Pitcher

### 2000

- ▶ Durbin split the season between Triple-A and the big leagues...finished with a 2-5 mark and an 8.21 ERA in 16 games, all starts, with the Royals.
- ▶ Made the 1st start of his career at Toronto on April 6...at 22 years, 4 months and 3 days, became the 11th-youngest hurler to make a start for the Royals.
- ▶ Earned his 1st Major League win by holding the Blue Jays to 1 run on just 1 hit, a solo home run by Darrin Fletcher, over 6.0 innings of work in a 9-3 win...faced just 2 batters over the minimum in the 6 frames...became the 4th-youngest pitcher in club history to win his 1st big league start, behind only Bret Saberhagen, Melido Perez and Bill Butler.
- ▶ Roughed up for 9 runs on 9 hits in a 1.1 inning stint at Cleveland on May 11...then was tagged for 5 runs on 4 hits in just a third of an inning at Oakland on May 16...optioned to Omaha (AAA) on May 17.
- ▶ Recalled from Omaha on June 23 after going 3-1 with a 2.77 ERA in 6 starts for the Golden Spikes...started 7 games in his 2nd stint with Kansas City.
- ▶ Allowed 1 earned run and 5 hits in 8.2 frames with a career-high 6 strikeouts in a 6-1 victory vs. Cleveland on June 29...threw season-high 132 pitches.
- ▶ Optioned to Omaha on Aug. 7...posted a 4-4 mark and a 4.46 ERA in 12 games, all starts with the Golden Spikes...struck out 53 batters and walked 22 over 72.2 innings.
- ▶ Kansas City was 8-8 in his 16 starts...registered 5 quality starts.

**Height, Weight:**  
6-2, 200

**Bats/Throws:**  
Right/Right

**Resides:**  
Baton Rouge, La.

**Birthdate (Age):**  
Dec. 3, 1977 (23)

**Birthplace:**  
Spring Valley, Ill.

**Acquired:**  
Selected in 3rd round of  
1996 June Free Agent Draft

**Contract Status:**  
Signed through 2001

**M.L. Service:**  
101 days

### 1999

- ▶ Went 8-10 with a 4.64 ERA in 28 contests for Wichita, helping the Wranglers to the Double-A Texas League title...recorded team highs in innings pitched (157.0) and strikeouts (122).
- ▶ Tied for 3rd in the Texas League with 27 starts.
- ▶ Contract was purchased by Kansas City on Sept. 24...made his 1st big league appearance at Detroit on Sept. 26...hurled 2.1 scoreless innings, allowing 1 hit and 1 walk with 3 strikeouts.
- ▶ Scheduled to make the start in the season's final game vs. Detroit on Oct. 3, but the game was rained out.
- ▶ Pitched for Phoenix in the Arizona Fall League after the season...was 1-1 with a 0.75 ERA in 10 games, allowing 2 earned runs on 19 hits in 24.0 innings with 26 strikeouts.

#### Durbin's Career Bests

##### Season:

Wins	2	2000
ERA	8.21	2000
SV	---	---
IP	72.1	2000
SO	37	2000
Win Streak	---	---

##### Game:

Low Hit	----
SO	6 - vs. Cle., 6/29/00

## Minor League Notes

- ▶ Durbin was selected by the Royals in the 3rd round of the 1996 June Free Agent Draft.
- ▶ Began his pro career in the Gulf Coast League in 1996, fanning 43 batters in 44.1 innings.
- ▶ Advanced to Lansing (A) in the Midwest League for the 1997 season...was 5-8 with a 4.79 ERA in 26 starts for the Lugnuts.
- ▶ Pitched for Wilmington (A) in 1998...was 4th in strikeouts and 9th in ERA in the Carolina League...fanned 16 batters in an 8-inning stint vs. Prince William on July 8 in a 6-1, 2-hit win.
- ▶ Named the 10th-best prospect in the Royals minor league system by *Baseball America* following the 1998 season.

## Miscellaneous Notes

- ▶ **Chad Griffin Durbin** is single...graduated from Woodlawn High School in Baton Rouge, La., in 1996 where he also played basketball.

Year	Club	W-L	ERA	G	GS	CG	SHO	SV	IP	H	R	ER	HR	HB	BB	SO	WP	BK
1996	Gulf Coast	3-2	4.26	11	8	1	1	0	44.1	34	22	21	3	1	25	43	6	3
1997	Lansing	5-8	4.79	26	26	0	0	0	144.2	157	85	77	15	11	53	116	12	1
1998	Wilmington	10-7	2.93	26	26	0	0	0	147.2	126	57	48	10	8	59	162	13	1
1999	Wichita	8-10	4.64	28	27	1	1	0	157.0	154	88	81	20	6	49	122	12	1
	KANSAS CITY	0-0	0.00	1	0	0	0	0	2.1	1	0	0	0	0	1	3	1	0
2000	KANSAS CITY	2-5	8.21	16	16	0	0	0	72.1	91	71	66	14	0	43	37	7	0
	Omaha	4-4	4.46	12	12	0	0	0	72.2	75	37	36	10	1	22	53	0	0
Major League Totals		2-5	7.96	17	16	0	0	0	74.2	92	71	66	14	0	44	40	8	0

1996 Selected by Royals in the 3rd round of the June Free Agent Draft...signed by Dennis Woody.

### Durbin's M.L. Batting Totals

	AVG.	AB	H	HR	RBI
M.L. Totals	.000	0	0	0	0

### Durbin's Career Fielding

POSITION	PCT.	G	PO	A	E	TC	DP
Pitcher	.938	17	8	7	1	16	2

### Durbin's 2000 and Career Breakdown

	2000							CAREER						
	W-L	S	ERA	G	IP	H	ER	W-L	S	ERA	G	IP	H	ER
<b>vs. American League</b>														
vs. Anaheim	-	-	-	-	-	-	-	-	-	-	-	-	-	-
Baltimore	0-0	0	6.35	1	5.2	5	4	0-0	0	6.35	1	5.2	5	4
Boston	0-0	0	20.26	1	1.1	1	3	0-0	0	20.26	1	1.1	1	3
Chicago	0-0	0	11.25	2	8.0	17	10	0-0	0	11.25	2	8.0	17	10
Cleveland	1-1	0	9.00	2	10.0	14	10	1.1	0	9.0	2	10.0	14	10
Detroit	0-0	0	10.39	1	4.1	8	5	0-0	0	6.75	2	6.2	9	5
New York	0-0	0	4.50	1	6.0	4	3	0-0	0	4.50	1	6.0	4	3
Oakland	0-1	0	16.62	3	8.2	15	16	0-1	0	16.62	3	8.2	15	16
Seattle	0-1	0	11.25	1	4.0	6	5	0-1	0	11.25	1	4.0	6	5
Tampa Bay	0-1	0	4.76	2	11.1	13	6	0-0	0	4.76	2	11.1	13	6
Toronto	1-0	0	1.50	1	6.0	1	1	1-0	0	1.50	1	6.0	1	1
<b>vs. National League</b>														
vs. Chicago	0-1	0	3.86	1	7.0	7	3	0-1	0	3.86	1	7.0	7	3
<b>Monthly</b>														
March/April	1-1	0	5.20	5	27.2	22	16	1-1	0	5.20	5	27.2	22	16
May	0-1	0	17.25	4	12.0	25	23	0-1	0	17.25	4	12.0	25	23
June	1-1	0	6.75	2	10.2	12	8	1-1	0	6.75	2	10.2	12	8
July	0-2	0	6.97	4	20.2	31	16	0-2	0	6.97	4	20.2	31	16
August	0-0	0	20.25	1	1.1	1	3	0-0	0	20.25	1	1.1	1	3
September/October	-	-	-	-	-	-	-	0-0	0	0.00	1	2.1	1	0
<b>Situational Pitching</b>														
Home	1-2	0	5.36	8	47.0	51	28	1-2	0	5.36	8	47.0	51	28
Road	1-3	0	13.50	8	25.1	40	38	1-3	0	12.36	9	27.2	41	38
Before ASG	2-3	0	8.61	12	54.1	68	52	2-3	0	8.61	12	54.1	68	52
After ASG	0-2	0	7.00	4	18.0	23	14	0-2	0	6.20	5	20.1	24	14
Starter	2-5	0	8.21	16	72.1	91	66	2-5	0	8.21	16	72.1	91	66
Reliever	-	-	-	-	-	-	-	0-0	0	0.00	1	2.1	1	0



Royals  
#24

**Height, Weight:**  
6-5, 220

**Bats/Throws:**  
Right/Right

**Resides:**  
Overland Park, Kan.

**Birthdate (Age):**  
Jan. 28, 1974 (27)

**Birthplace:**  
Vacaville, Calif.

**Acquired:**  
Obtained from Atlanta Braves with Jamie Walker in exchange for Michael Tucker and Keith Lockhart, March 27, 1997

**Contract Status:**  
Signed through 2001

**M.L. Service:**  
4 years, 84 days

# Jermaine Dye

## Outfielder

### Career Notes

- ▶ Voted in as a starter for his 1st All-Star Game and earned his 1st Gold Glove Award in 2000...both were firsts for a Royal in more than a decade.
- ▶ Has hit 2 home runs in a game on 7 occasions and has 2 grand slams, both coming in 2000.
- ▶ Set a Royals club record and tied for the American League lead with 17 outfield assists in 1999...led the team with 11 in 2000 and owns 41 career outfield assists.
- ▶ Participated in the 1996 post-season playoffs with the Atlanta Braves.

### 2000

- ▶ Dye set new career highs in batting (.321), hits (193) and home runs (33).
- ▶ Earned his 1st Gold Glove Award at the conclusion of the season, becoming just the 8th player in franchise history to receive the award and 1st since 1989 when catcher Bob Boone and pitcher Bret Saberhagen were honored.
- ▶ Became the 1st Royal elected to the American League All-Star team since Bo Jackson in 1989...started in right field in the July 11 game at Atlanta...finished 2nd among A.L. outfielders with 1,486,448 votes...only New York's Bernie Williams had more (1,568,209).
- ▶ Led the Royals in total bases (337) and extra-base hits (76).
- ▶ Led Royals outfielders with 11 assists after tying Baltimore's Albert Belle for the American League lead with 17 outfield assists in 1999...committed just 7 errors in 295 chances (.976 fielding percentage).
- ▶ Led the Royals with 2 grand slams – vs. Tampa Bay on April 26 and at Tampa Bay on Sept. 1...both came off the Devil Rays' Ryan Rupe...the grand slams were the second and third of his career.
- ▶ Hit 2 home runs in a game on 3 separate occasions – vs. Tampa Bay on April 26, at Chicago (A.L.) on July 25, and vs. Baltimore on Aug. 12.
- ▶ Homered twice on April 26 vs. Tampa Bay (both off Ryan Rupe), his 5th career 2-homer game...had 5 RBI, including 4 on his 2nd career grand slam.

#### Dye's Career Bests

Season:		
<b>Avgt:</b>	.321	2000
<b>Hits</b>	193	2000
<b>HR</b>	33	2000
<b>RBI</b>	119	1999
<b>SB</b>	2	97,98,99
<b>Hit Streak</b>	13	1999

#### Game Highs:

<b>Hits</b>	4 – 6 times
	Last: at TB, 9/1/00
<b>Home Runs</b>	2 – 7 times
	Last: vs. Bal., 8/12/00
<b>RBI</b>	6 – twice
	at Cle., 7/4/99
	vs. Bal., 8/12/00
<b>SB</b>	1 – 7 times
	Last: vs. TB, 8/15/99

- ▶ Matched his career-high with a 4-hit game vs. Tampa Bay on April 25 and again at Tampa Bay on Sept. 1.
- ▶ Tied a club record by homering in 4 straight games from April 22-26...it was the 9th time in club history it was accomplished and he became the 6th player to do so...accomplished the feat again by belting a home run in 4 consecutive games from June 2 to June 5.
- ▶ Homered in 6 of 7 games (7 home runs total) from April 19 to April 26.
- ▶ Recorded 6 straight multi-hit games from April 19 to April 26, going 17-for-32 (.531) with 3 doubles, 7 home runs, 10 runs scored and 15 RBI.
- ▶ Became the 1st player in major league history to tally double figures in both doubles and home runs before May 1.
- ▶ Established club records for home runs (11) and RBI (28) in the month of April (previous marks of 9 and 26 were set by Dean Palmer in 1998).
- ▶ Named American League Player of the Week for week of April 24-30 when he hit .524 (11-for-21) with 4 doubles, 3 homers, 7 runs and 11 RBI.
- ▶ Named the Royals and the American League Player of the Month for April...hit .388 with 12 doubles, 11 home runs and 28 RBI in 25 games...led the A.L. in doubles, home runs, total bases, slugging percentage and extra base hits.
- ▶ Set a club record with the most home runs through June with 20, breaking John Mayberry's previous mark of 19 set in 1973...became the fastest Royal to 20 homers with a solo blast on June 28, eclipsing Bo Jackson's mark of launching home run No. 20 on July 4, 1989.
- ▶ Hit his 22nd home run on July 8 at Houston to break Bo Jackson's club mark for the most homers before the All-Star break (21 in 1989).
- ▶ Tied his career high with 6 RBI in Kansas City's 12-11 loss vs. Baltimore on Aug. 12...the 6-RBI performance tied him with Jorge Fabregas for the most in a single game by a Royal during the 2000 season.
- ▶ Became the 9th player in Royals history to hit 30 home runs in a single season when he connected for a solo blast off Baltimore's Sidney Ponson on Aug. 20...reached the 30-home run plateau earlier than any player in Royals history (previous fastest was Dean Palmer on Aug. 26, 1998).
- ▶ Surpassed the 100-RBI mark for the 2nd straight year with 2 RBI in a 7-3 win vs. Minnesota on Aug. 29.
- ▶ Hit only 3 home runs in his final 39 games and finished with 33 home runs on the season, 3 shy of the club record of 36 set by Steve Balboni in 1985.
- ▶ Batted .341 (104-for-305) with 15 home runs and 57 RBI at Kauffman Stadium and hit .301 (89-for-296) with 18 dingers and 61 RBI on the road.
- ▶ Batted .376 (67-for-178) with 10 home runs and 40 RBI in 46 day games.

## 1999

- ▶ Enjoyed a breakthrough season, establishing career highs in nearly every offensive category en route to Royals Player of the Year honors.
- ▶ Led the team in both home runs (27) and RBI (119)...his RBI total matched Dean Palmer's 1998 total behind only Mike Sweeney (144 in 2000) and Hal McRae (133 in 1982).
- ▶ Tied for the American League lead with 17 outfield assists with Baltimore's Albert Belle...established a club record in the process, topping the previous mark of 15, set by Amos Otis in 1970.
- ▶ Also ranked among the league's top 10 in doubles (T2nd-44), triples (T5th-8), RBI (9th-119) and extra base hits (4th-79).
- ▶ Tied a club record for the most RBI in a single month with 32 in July...reached the plateau with a 5-RBI game at Texas on July 31... John Mayberry set the mark with 32 in July of 1975.
- ▶ Named the Royals Player of the Month for April, hitting .278 with 6 home runs and 20 RBI.

- ▶ Connected for 2 home runs in a game on 4 occasions: at Cleveland on July 2 and again on July 4, vs. Boston on Aug. 9 and vs. Anaheim in the 1st game of the Sept. 14 twinbill.
- ▶ Recorded a trio of 4-hit games: at the White Sox on April 10, vs. Seattle on May 23 and at Cleveland on July 4.
- ▶ Homered in all 3 games of a series vs. the White Sox, April 16-18, collecting 8 RBI.
- ▶ Put together a career-high 13-game hitting streak from May 11-25...went 25-for-52, .481, during the streak.
- ▶ Named the American League's Player of the Week for May 17-23 when he led the league with a .652 average and a .692 on-base percentage after posting 6 straight multi-hit games.
- ▶ Collected 2 hits in an inning on June 26 vs. Cleveland.
- ▶ Notched a career high 6 RBI at Cleveland on July 4.
- ▶ Stroked a game-winning home run in the bottom of the 10th inning on July 25 vs. Oakland.
- ▶ Home runs came in bunches...had 6 in April, 5 in May, 0 in June, 9 in July, 3 in August and 4 in September.
- ▶ Batted at a .267 clip with 5 home runs and 18 RBI vs. left-handed pitchers and .300 with 22 homers and 101 RBI against right-handed hurlers.
- ▶ Hit .254 (48-for-189) with runners in scoring position.
- ▶ Fielded at a .984 percentage with 17 assists and 6 errors in the outfield...his 6 double plays led American League outfielders.

## 1998

- ▶ Battled injuries for much of the season which limited him to 60 games with Kansas City and another 41 games at Omaha (AAA).
- ▶ Optioned to Omaha on March 23, but that assignment was later rescinded and he opened the season on the disabled list with a strained left quadricep...reinstated on May 8.
- ▶ Belted a game-tying 9th inning home run at Texas off John Wetteland on May 22 in a 16-pitch at-bat...it snapped a string of 25 consecutive successful save situations for Wetteland.
- ▶ Optioned to Omaha June 29...recalled by Kansas City Aug. 11.
- ▶ Tore cartilage in his right knee on Aug. 31 when getting into his car...placed on the 60-day Disabled List on Sept. 1...underwent season-ending arthroscopic surgery.

## 1997

- ▶ Posted a .236 batting average, 7 home runs and 22 RBI in just 75 games in an injury-plagued season, his 1st in the American League.
- ▶ Went on the 15-day Disabled List on April 17 with a possible fracture in his left foot...activated from the D.L. on May 3.
- ▶ Belted his 1st A.L. home run off the Yankees' Jim Mecir on May 4.
- ▶ Optioned to Omaha (AAA) on May 18...recalled on June 17.
- ▶ Recorded a career-high 4-hits in Chicago's Wrigley Field on June 30...doubled, homered and drove in 2 in the contest.
- ▶ Placed on the 15-day D.L. from July 3 to Aug. 13 with a strained right quadricep.
- ▶ Best game of the season came vs. St. Louis on Aug. 30...doubled twice, homered and drove in 5 runs in the contest.

## 1996

- ▶ Enjoyed one of the most impressive rookie campaigns in the National League after being recalled May 16 from Richmond (AAA) for his 1st tour in the majors.
- ▶ Stroked a homer off Cincinnati's Marcus Moore in his 1st swing of the bat with Atlanta on May 17, becoming the 1st Brave since Milwaukee's Chuck Tanner in 1955 and the 71st player overall to homer in his 1st major league at-bat.
- ▶ Held to 2 hits in the division series vs. Los Angeles, including a solo homer in the 7th inning in Game 2, which snapped a 2-2 tie and lifted the Braves to a 3-2 victory.
- ▶ Hit .214 in the NLCS vs. St. Louis with 1 double and 4 RBI...after an 0-for-11 start, batted .353 over the final 4 games of the series.
- ▶ Limited to 2 singles in 17 at-bats in the World Series with 1 RBI.

## Minor League Notes

- ▶ Dye was selected by the Atlanta Braves in the 17th round of the 1993 June Free Agent draft...signed by David Wilder.
- ▶ Began his pro career in the Gulf Coast League in 1993...ranked 8th on *Baseball America's* Top 10 GCL Prospects list.
- ▶ Given the Hank Aaron Award by the Braves for Most Outstanding Minor League Player in the organization in 1994...placed 5th in the South Atlantic League with a .298 average...led the SAL in doubles (41) and extra base hits (57)...finished 2nd in RBI (98) and total bases (239) and tied for 2nd in hits (151)...his 22 assists led all SAL outfielders...selected to the SAL All-Star team...named the league's 4th-best prospect by *Baseball America*.
- ▶ Rated the 3rd-best prospect in the Southern League by *Baseball America* in 1995...led the league's outfielders with 22 assists...named S.L. Player of the Week April 17-23, 1995...named to the league's mid-season and post-season all-star teams.

## Miscellaneous Notes

- ▶ **Jermaine Trevell Dye** is married to Tricia...the couple has 1 son, Jalen (10-14-00).
- ▶ Graduated from Will C. Wood High School in Vacaville, Calif., in 1992...played basketball, baseball and football...attended Cosumnes River Community College (Calif.), where he pitched more than played outfield.
- ▶ Works with the local Reviving Baseball in the Inner-City (RBI) program...donated \$50 to the RBI program for every run batted in he collected during the 2000 season...also serves as a spokesperson for the One for the Community Program, which raises more than \$1 million each year for Kansas City area schools.

Year	Club	AVG.	G	AB	R	H	2B	3B	HR	RBI	SH	SF	HP	BB	SO	SB-CS	E
1993	Gulf Coast	.347	31	124	17	43	14	0	0	27	0	1	5	5	13	5-0	3
	Danville	.277	25	94	6	26	6	1	2	12	0	2	0	8	10	4-1	2
1994	Macon	.298	135	506	73	151	*41	1	15	98	0	8	8	33	82	19-10	9
1995	Greenville	.285	104	403	50	115	26	4	15	71	2	4	1	27	74	4-8	4
1996	Richmond	.232	36	142	25	33	7	1	6	19	0	0	1	5	25	3-0	4
	Atlanta	.281	98	292	32	82	16	0	12	37	0	3	3	8	67	1-4	8
1997	KANSAS CITY	.236	75	263	26	62	14	0	7	22	1	1	1	17	51	2-1	6
	Omaha	.306	39	144	21	44	6	0	10	25	0	1	1	9	25	0-2	0
1998	KANSAS CITY	.234	60	214	24	50	5	1	5	23	0	4	1	11	46	2-2	2
	Omaha	.299	41	157	29	47	6	0	12	35	0	1	2	19	29	7-0	1
1999	KANSAS CITY	.294	158	608	96	179	44	8	27	119	0	6	1	58	119	2-3	6
2000	KANSAS CITY	.321	157	601	107	193	41	2	33	118	0	6	3	69	99	0-1	7
N.L. Totals		.281	98	292	32	82	16	0	12	37	0	3	3	8	67	1-4	8
A.L. Totals		.287	450	1686	253	484	104	11	72	282	1	17	6	155	315	6-7	21
Major League Totals		.286	548	1978	285	566	120	11	84	319	1	20	9	163	382	7-11	29
*-Led League																	

1993 Selected by Atlanta Braves in 17th round of June Free Agent Draft...signed by David Wilder.  
 1997 Obtained by Royals with pitcher Jamie Walker from Atlanta Braves in exchange for outfielder Michael Tucker and infielder Keith Lockhart, March 27.

### Dye's Division Series Record

Year	Club, Opp.	AVG.	G	AB	R	H	2B	3B	HR	RBI	SH	SF	HP	BB	SO	SB	E
1996	Atl. vs. L.A.	.182	3	11	1	2	0	0	1	1	0	0	0	0	6	1-0	0

**Dye's League Championship Record**

Year	Club, Opp.	AVG.	G	AB	R	H	2B	3B	HR	RBI	SH	SF	HP	BB	SO	SB	E
1996	Atl. vs. St.L.	.214	7	28	2	6	1	0	0	4	0	2	0	1	7	0-1	0

**Dye's World Series Record**

Year	Club, Opp.	AVG.	G	AB	R	H	2B	3B	HR	RBI	SH	SF	HP	BB	SO	SB	E
1996	Atl. vs. N.Y.	.118	5	17	0	2	0	0	0	1	1	0	0	1	1	0-0	1

**Dye's All-Star Game Record**

Year	Club, Site	AVG.	G	AB	R	H	2B	3B	HR	RBI	SH	SF	HP	BB	SO	SB	E
2000	A.L., Atl.	.000	1	2	1	0	0	0	0	0	0	0	0	1	1	0-0	0

**Dye's Career Fielding**

POSITION	PCT.	G	PO	A	E	TC	DP
Outfield	.975	529	1105	41	29	1175	16

**Dye's 2000 and Career Breakdown**

2000						CAREER				
vs. American League	AVG.	AB	H	HR	RBI	AVG.	AB	H	HR	RBI
vs. Anaheim	.325	40	13	2	8	.245	110	27	8	25
Baltimore	.351	37	13	5	12	.302	126	38	5	19
Boston	.326	43	14	1	8	.244	119	29	3	15
Chicago	.333	48	16	5	13	.304	135	41	9	26
Cleveland	.214	42	9	1	6	.271	107	29	8	25
Detroit	.306	12	6	0	9	.248	129	32	1	17
Kansas City	-	-	-	-	-	-	-	-	-	-
Minnesota	.388	49	19	4	10	.277	101	28	5	16
New York	.278	36	10	0	3	.235	102	24	3	10
Oakland	.263	38	10	1	4	.342	114	39	6	23
Seattle	.320	50	16	2	8	.370	108	40	4	15
Tampa Bay	.406	32	13	4	13	.330	109	36	7	21
Texas	.323	31	10	1	5	.267	86	23	2	16
Toronto	.297	37	11	1	7	.280	100	28	1	11
vs. National League	AVG.	AB	H	HR	RBI	AVG.	AB	H	HR	RBI
vs. Arizona	-	-	-	-	-	-	-	-	-	-
Atlanta	-	-	-	-	-	-	-	-	-	-
Chicago	.385	13	5	1	1	.276	58	16	2	7
Cincinnati	-	-	-	-	-	.258	62	16	3	7
Colorado	-	-	-	-	-	.368	19	7	1	5
Florida	-	-	-	-	-	.286	21	6	0	1
Houston	.455	11	5	1	2	.327	55	18	1	5
Los Angeles	-	-	-	-	-	.143	14	2	0	1
Milwaukee	.091	11	1	0	1	.273	66	18	1	9
Montreal	-	-	-	-	-	.189	37	7	2	5
New York	-	-	-	-	-	.304	23	7	1	4
Philadelphia	-	-	-	-	-	.500	14	7	0	1
Pittsburgh	.364	22	8	3	6	.356	59	21	6	19
St. Louis	.417	12	5	1	2	.264	53	14	2	11
San Diego	-	-	-	-	-	.250	24	6	1	3
San Francisco	-	-	-	-	-	.259	27	7	1	2
Monthly	AVG.	AB	H	HR	RBI	AVG.	AB	H	HR	RBI
March/April	.388	98	38	11	28	.315	213	67	17	48
May	.278	79	22	3	16	.274	299	82	13	43
June	.281	96	27	6	16	.267	363	97	9	55
July	.298	104	31	6	18	.311	286	89	17	55
August	.339	112	38	5	23	.270	441	119	17	63
September/October	.330	112	37	2	17	.298	376	112	11	55
Situational Hitting	AVG.	AB	H	HR	RBI	AVG.	AB	H	HR	RBI
Home	.341	305	104	15	57	.304	960	292	40	152
Road	.301	296	89	18	61	.269	1018	274	44	167
Day	.376	178	67	10	40	.299	578	173	26	100
Night	.298	423	126	23	78	.281	1400	393	58	219
Natural Grass	.323	529	171	26	100	.285	1700	485	70	276
Artificial Turf	.306	72	22	7	18	.291	278	81	14	43
Before ASG	.319	307	98	22	65	.285	972	277	48	169
After ASG	.323	294	95	11	53	.287	1006	289	36	150
vs. LHP	.323	133	43	7	25	.297	454	135	22	68
vs. RHP	.321	468	150	26	93	.283	1524	431	62	251
with RISP	.270	174	47	5	72	.248	557	138	14	208
Bases Loaded	.308	13	4	2	13	.260	50	13	3	42
Pinch Hitter	1.000	1	1	0	0	.200	5	1	0	0
Desig. Hitter	.325	40	13	2	8	.295	44	13	2	8



#3

**Height, Weight:**  
5-11, 185

**Bats/Throws:**  
Right/Right

**Resides:**  
La Romana, D.R.

**Birthdate (Age):**  
May 24, 1976 (24)

**Birthplace:**  
El Seybo,  
Dominican Republic

**Acquired:**  
Signed as non-drafted free  
agent, Nov. 2, 1993

**Contract Status:**  
Signed through 2001

**M.L. Service:**  
2 years, 14 days

# Carlos Febles

## Second baseman

### Career Notes

- ▶ Febles owns a .261 career batting average with 12 home runs and 84 RBI.

### 2000

- ▶ Febles experienced an injury-riddled sophomore season for the Royals, starting just 93 games at 2nd base and having 2 stints on the Disabled List.
- ▶ Finished 2nd in the American League with 13 sacrifice bunts behind Toronto's Alex Gonzalez (who had 16).
- ▶ Batted .292 (26-for-89) with 24 RBI with runners in scoring position.
- ▶ Put together a career-high 15-game hitting streak from April 6 to April 21...went 22-for-60 (.367) during the streak with 9 runs scored and 5 RBI.
- ▶ Stroked a game-winning single in the bottom of the 10th inning on May 2 vs. Oakland to cap a 3-run rally and give the Royals an 8-7 win.
- ▶ Stole 2 bases in a game for the 1st time in his career May 5 vs. Chicago.
- ▶ Registered back-to-back 3-run games at Cleveland on May 13 and May 14.
- ▶ Tied a career high with 3 RBI against the Angels on May 26 by hitting a 3-run bomb in the 6th inning of the Royals 9-4 win...teamed with Jermaine Dye, Mark Quinn and Brian Johnson to become the first 4 Royals to each hit a home run in the same inning.
- ▶ Placed on the 15-day Disabled List on June 5 with a strained left shoulder after diving for a ground ball on the turf at Three Rivers Stadium in Pittsburgh on June 4...reinstated from the D.L. on July 18...Kansas City went 11-24 in the 35 games he missed.
- ▶ Registered his only 4-hit game of the season vs. Baltimore on Aug. 12.
- ▶ Placed on the 15-day Disabled List again on Aug. 14 with a right ankle bone bruise...reinstated from the D.L. on Sept. 2.
- ▶ Delivered an RBI-double in Kansas City's 3-2 win over the Yankees on Sept. 6...the double tied the game at 2-2 in the bottom of the 9th...the Royals won it when Johnny Damon followed with an RBI-single.

#### Febles' Career Bests

<b>Season:</b>	.257	2000
<b>Hits</b>	116	1999
<b>HR</b>	10	1999
<b>RBI</b>	53	1999
<b>SB</b>	20	1999
<b>Hit Streak</b>	15	2000

#### Game Highs:

<b>Hits</b>	4 - 3 times
	Last: vs. Bal., 8/12/00
<b>Home Runs</b>	1 - 12 times
	Last: vs. Ana., 5/26/00
<b>RBI</b>	3 - 4 times
	Last: vs. Ana., 5/26/00
<b>SB</b>	2 - vs. Chi., 5/5/00

## 1999

- ▶ Put together a solid season both offensively and defensively in his rookie campaign with the Royals...finished with a .256 average, 10 home runs, 71 runs scored, 53 RBI and 20 stolen bases.
- ▶ Tied for 2nd in the American League with 9 triples and tied for 4th with 12 sacrifice bunts.
- ▶ Ranked 1st among AL rookies in triples (9), was 2nd in on-base percentage (.336) and walks (47), tied for 2nd in stolen bases (20) and 3rd in runs scored (71).
- ▶ Belted his 1st career home run on April 14 off Cleveland's Bartolo Colon...it was an inside-the-park shot at Jacobs Field, the 81st inside-the-park home run in club history, but only the 13th on the road.
- ▶ Collected a career-high 4 hits on 2 occasions: at Seattle on May 14 and vs. Seattle on May 21.
- ▶ Went 7-for-9 with 3 doubles, a home run, 5 runs scored and 4 RBI in consecutive games at Seattle, May 14-15.
- ▶ Hit safely in 7 straight games from May 11-18...was 15-for-28, .536, with 4 doubles, a triple, a homer, 8 runs and 5 RBI.
- ▶ Successful in 20 of 24 stolen base attempts on the season.
- ▶ Notched a career-high 3 RBI on 3 occasions: May 2 vs. New York, May 15 at Seattle and June 9 vs. St. Louis.
- ▶ Placed on the 15-day Disabled List on Aug. 24 with a dislocated left pinky finger he injured while sliding head-first into 2nd base at Tampa Bay on Aug. 20...did not return to the lineup until Sept. 18.
- ▶ Hit .278 with 2 homers and 12 RBI against southpaws and .250 with 8 homers and 41 RBI against right-handed hurlers.
- ▶ Ranked 7th among American League 2nd basemen in fielding percentage with a .979 average, committing 14 errors in 661 chances.
- ▶ Rated as the 3rd-best defensive 2nd baseman by *Baseball America* in a mid-season survey of the league's managers.

## 1998

- ▶ Led the Texas League with 51 stolen bases and a .441 on-base pct., was 4th with 110 runs and tied for 6th with a .326 average.



- ▶ Selected to play in the Texas League All-Star Game and was the lone Wrangler representative in the Double-A All-Star Game.

- ▶ Contract was purchased from Wichita on Sept. 14...made his major league debut that night against Oakland and delivered a pinch-hit single in his 1st big league at-bat off Mark Holzemer.

- ▶ Named to the Topps/NAPBL Class AA All-Star team and was the 2nd baseman on Howe SportsData's All-Prospect team.

- ▶ Named the Best Defensive 2nd Baseman in the Texas League, the Royals 2nd-best prospect and the 8th-best prospect in the Texas League by *Baseball America*.

## Minor League Notes

- ▶ Voted in as a starter for his 1st All-Star Game and earned his
- ▶ Febles was signed as a non-drafted free agent on Nov. 2, 1993, by Luis Silverio and Rafael Vasquez.
- ▶ Joined the Gulf Coast League rookie team in 1995...finished 3rd in the league in runs (40) and was 5th in extra base hits (21)...led the GCL 2nd basemen in games, chances, putouts and double plays.
- ▶ Named to the All-Teenager Team by Howe SportsData following the 1996 season in which he batted .295 with 84 runs and 30 stolen bases for Lansing in the Midwest League...finished 5th in the Royals minor league system in stolen bases and was 8th in batting average.
- ▶ Spent the 1997 season in the Carolina League at Class-A Wilmington...led the club with 78 runs, 27 doubles, 6 triples and 49 stolen bases.
- ▶ Considered the best base runner and the best defensive 2nd baseman in the Carolina League in 1997 according to *Baseball America's* Tools of the Trade survey.



## Miscellaneous Notes

- ▶ **Carlos Manuel Febles** married Nedelin following the 2000 season...graduated from Sagrado Corazon de Jesus High School in the Dominican Republic in 1993.

Year	Club	AVG.	G	AB	R	H	2B	3B	HR	RBI	SH	SF	HP	BB	SO	SB-CS	E
1994	Salcedo	.330	56	184	38	61	9	3	2	37	0	1	0	38	27	12-10	-
1995	Gulf Coast	.282	54	188	40	53	13	5	3	20	1	0	4	26	30	16-8	12
1996	Lansing	.295	102	363	84	107	23	5	5	43	7	4	11	66	64	30-14	19
1997	Wilmington	.237	122	438	78	104	27	6	3	29	3	0	12	51	95	49-11	23
1998	Wichita	.326	126	432	110	141	28	9	14	52	5	3	11	80	70	51-16	19
	KANSAS CITY	.400	11	25	5	10	1	2	0	2	0	0	0	4	7	2-1	0
1999	KANSAS CITY	.256	123	453	71	116	22	9	10	53	12	3	9	47	91	20-4	14
2000	KANSAS CITY	.257	100	339	59	87	12	1	2	29	13	1	10	36	48	17-6	10
	Gulf Coast	.333	1	3	0	1	1	0	0	0	0	0	0	1	0	1-0	0
	Wichita	.133	4	15	2	2	0	0	0	1	0	1	1	2	4	2-0	0
	Omaha	.214	11	42	6	9	4	0	1	5	0	0	1	7	10	3-3	1
Major League Totals		.261	234	817	135	213	35	12	12	84	25	4	19	87	146	39-11	24

\*-Led League

1993 Signed by Royals as a non-drafted free agent Nov. 2...signed by Luis Silverio and Rafael Vasquez.

### Febles' Career Fielding

POSITION	PCT.	G	PO	A	E	TC	DP
2nd Base	.979	232	453	678	24	1155	179

## Febles' 2000 and Career Breakdown

	2000					CAREER				
	AVG.	AB	H	HR	RBI	AVG.	AB	H	HR	RBI
<b>vs. American League</b>										
vs. Anaheim	.182	22	4	1	4	.208	48	10	2	6
Baltimore	.421	19	8	0	2	.267	45	12	1	4
Boston	.182	22	4	0	0	.125	40	5	1	2
Chicago	.364	22	8	0	2	.361	72	26	0	7
Cleveland	.308	26	8	0	1	.274	73	20	1	6
Detroit	.161	31	5	0	2	.203	79	16	2	8
Kansas City	-	-	-	-	-	-	-	-	-	-
Minnesota	.370	27	10	0	3	.316	57	18	1	5
New York	.276	29	8	0	2	.327	55	18	2	8
Oakland	.269	26	7	0	2	.232	69	16	0	4
Seattle	.200	20	4	0	3	.359	64	23	1	11
Tampa Bay	.231	26	6	0	2	.275	51	14	0	5
Texas	.200	25	5	1	1	.189	37	7	1	3
Toronto	.143	28	4	0	2	.255	51	13	0	5
<b>vs. National League</b>										
vs. Arizona	-	-	-	-	-	-	-	-	-	-
Atlanta	-	-	-	-	-	-	-	-	-	-
Chicago	.750	4	3	0	2	.375	16	6	0	3
Cincinnati	-	-	-	-	-	.091	11	1	0	1
Colorado	-	-	-	-	-	-	-	-	-	-
Florida	-	-	-	-	-	-	-	-	-	-
Houston	-	-	-	-	-	-	-	-	-	-
Los Angeles	-	-	-	-	-	-	-	-	-	-
Milwaukee	-	-	-	-	-	.077	13	1	0	1
Montreal	-	-	-	-	-	-	-	-	-	-
New York	-	-	-	-	-	-	-	-	-	-
Philadelphia	-	-	-	-	-	-	-	-	-	-
Pittsburgh	.250	12	3	0	1	.240	25	6	0	1
St. Louis	-	-	-	-	-	.091	11	1	0	4
San Diego	-	-	-	-	-	-	-	-	-	-
San Francisco	-	-	-	-	-	-	-	-	-	-
<b>Monthly</b>										
March/April	.290	93	27	0	8	.274	164	45	3	16
May	.253	91	23	2	7	.311	190	59	4	21
June	.250	12	3	0	1	.238	105	25	1	14
July	.326	43	14	0	4	.252	131	33	1	10
August	.205	39	8	0	2	.229	96	22	3	11
September/October	.197	61	12	0	7	.221	131	29	0	12
<b>Situational Hitting</b>										
Home	.270	174	47	2	18	.269	391	105	7	49
Road	.242	165	40	0	11	.254	426	108	5	35
Day	.225	120	27	0	10	.267	255	68	1	25
Night	.274	219	60	2	19	.258	562	145	11	59
Natural Grass	.256	297	76	2	23	.252	709	179	11	71
Artificial Turf	.262	42	11	0	6	.315	108	34	1	13
Before ASG	.270	196	53	2	16	.280	483	135	8	51
After ASG	.238	143	34	0	13	.234	334	78	4	33
vs. LHP	.272	92	25	0	12	.277	195	54	2	24
vs. RHP	.251	247	62	2	17	.256	622	159	10	60
with RISP	.292	89	26	1	24	.280	225	63	4	71
Bases Loaded	.182	11	2	0	8	.263	19	5	0	17
Pinch Hitter	.000	0	0	0	0	1.000	1	1	0	0
Desig. Hitter	.000	0	0	0	0	.000	0	0	0	0



#49

**Height, Weight:**  
6-2, 200

**Bats/Throws:**  
Right/Right

**Resides:**  
Oregon, Ohio

**Birthdate (Age):**  
May 19, 1976 (24)

**Birthplace:**  
Oregon, Ohio

**Acquired:**  
Obtained from the Baltimore Orioles in exchange for Jeff Conine, April 2, 1999

**Contract Status:**  
Signed through 2001

**M.L. Service:**  
1 year, 109 days

# Chris Fussell

## Right-handed Pitcher

### Career Notes

- ▶ Has played at the big league level in each of the past 3 seasons...owns a 5-9 record with 2 saves and a 6.90 ERA in 40 career games (19 starts).

### 2000

- ▶ Fussell began the season with Kansas City...posted a 5-3 record in 20 games (9 starts) with a 6.30 ERA...struck out 46 batters while issuing 44 walks over 70.0 innings with the Royals.
- ▶ Earned his 1st big league win, tossing 4.0 innings of relief in the Royals 10-6 win over the Twins in the home opener on April 7.
- ▶ Made his first 5 appearances in relief...was 1-1 with a 3.95 ERA when he made a spot start on April 25 vs. Tampa Bay...tagged for 5 runs on 4 hits and 4 walks in 2.1 innings of work.
- ▶ Optioned to Omaha (AAA) on April 26.
- ▶ Made just 1 start for Omaha, an 8-5 win over Iowa on April 29 before being recalled on May 5 to replace the injured Jose Rosado in the starting rotation.
- ▶ Started that night and matched a career high with 6 strikeouts over 7 innings in a 5-1 victory vs. Chicago.
- ▶ Won 2nd straight contest on May 10 at Detroit...fired 6.0 scoreless innings in a 6-0 win and yielded just 1 earned run and 8 hits over 13.0 frames in the 2 starts.
- ▶ Gave up 25 earned runs during his next 5 starts (24.0 innings) to raise his ERA from 3.72 to 6.28.
- ▶ Placed on 15-day Disabled List on June 8 with a right medial elbow strain...underwent rehab with the Gulf Coast Royals and Omaha...logged a 1-2 mark with a 4.62 ERA (13 ER in 25.1 IP) in his minor league stints.
- ▶ Reinstated from the Disabled List and recalled from rehab on Aug. 8.
- ▶ Started the final game of the season at Chicago on Oct. 1 and earned a 6-2 victory over the division champion White Sox, holding them to 4 hits and 2 runs over 5.0 innings.
- ▶ Opposing batters hit .286, with lefties registering a .261 average (36-for-138) and righthanders a .313 mark (40-for-128)...was 3-1 in home games.

### 1999

- ▶ Was obtained by the Royals prior to the start of the season from Baltimore in exchange for Jeff Conine...split the season between Triple-A and the big leagues.

#### Fussell's Career Bests

Season:		
Wins	5	2000
ERA	6.30	2000
SV	2	1999
IP	70.0	2000
SO	46	2000
Win Streak	2	2000

#### Game: Low Hit

-----  
SO  
6 - vs. Chi., 5/5/00

- ▶ Opened the year in the Pacific Coast League with Omaha...posted a 10-3 record and a 3.54 ERA in 14 games including 13 starts for the Golden Spikes...allowed just 66 hits in 81.1 innings while fanning 80.
- ▶ Recalled by Kansas City on May 16 and made his Royals debut that night as a starter at Seattle...suffered a 5-1 loss when he allowed 4 runs on 8 hits over 6.0 innings.
- ▶ Remained in the rotation and made 7 starts through June 26...was 0-4 with an 8.44 ERA, allowing 30 earned runs in 32.0 innings.
- ▶ Optioned to Omaha on June 27 and remained at the Triple-A level until being recalled on Aug. 14.
- ▶ Named the Pacific Coast League Pitcher of the Week July 12-18.
- ▶ Worked out of the bullpen upon his return to the big leagues, making 8 straight relief appearances from Aug. 14 - Sept. 11.
- ▶ Worked 3.1 innings of relief at Boston on Sept. 2 for his 1st career save...came back 3 days later vs. Toronto and notched his 2nd save with a scoreless inning of relief.
- ▶ Was 0-4 with a 7.82 ERA in 8 starts and 0-1 with 2 saves and a 4.18 ERA in 9 relief outings (13 ER in 28.0 IP)...allowed just 7 earned runs in his first 26.2 innings of relief, a 2.36 ERA, before giving up 6 runs at Oakland on Sept. 19 in his final outing of the season.
- ▶ The Royals were 2-6 in his 8 starts...they supported him with 44 runs, or an average of 5.5 runs per start.
- ▶ Opponents logged a .329 batting average against him...lefthanded batters posted a .316 average (30-for-95), while righthanders hit at a .339 clip (42-for-124).

## 1998

- ▶ Recalled by the Orioles on Sept. 11...made his major league debut Sept. 18 in a start against Texas...was charged with 3 earned runs in 5.0 innings and did not receive a decision in the Orioles 6-5 loss.
- ▶ Made his 2nd start of the season at Boston and suffered his 1st big league loss, allowing 4 earned runs in 1.2 innings.

## Minor League Notes

- ▶ Fussell was selected by Baltimore in the 9th round of the 1994 June Draft...was signed by Earl Winn, who is now a pro scout for the Royals.
- ▶ Fanned 65 batters in 56.1 innings in the Gulf Coast League in 1994.
- ▶ Led the Appalachian League in wins and strikeouts in 1995 and was 2nd in ERA...tabbed as the rookie league's top prospect in a poll of managers and was named to the league's post-season All-Star Team and the *Baseball America* short season All-Star squad.
- ▶ Selected as the Orioles 4th-best prospect by *Baseball America* in 1996...was the starting pitcher in the Carolina/California Leagues All-Star Game...went on the Disabled List on July 13 with a sore right shoulder...missed the remainder of the season.
- ▶ Advanced to the Double-A level with Bowie in 1997.

## Miscellaneous Notes

- ▶ **Christopher Wren Fussell** is single...graduated from Clay (Ohio) High in 1994...named all-league, all-district, all-Ohio and All-America...participated in the Little League World Series in 1988.

### Fussell's M.L. Batting Totals

	AVG.	AB	H	HR	RBI
M.L. Totals	.000	2	0	0	0

### Fussell's Career Fielding

POSITION	PCT.	G	PO	A	E	TC	DP
Pitcher	.857	40	12	12	4	28	4

Year	Club	W-L	ERA	G	GS	CG	SHO	SV	IP	H	R	ER	HR	HB	BB	SO	WP	BK
1994	Gulf Coast	2-3	4.15	14	8	0	0	0	56.1	53	30	26	2	4	24	65	6	1
1995	Bluefield	*9-1	2.19	12	12	1	1	0	65.2	37	18	16	4	7	32	*98	3	1
1996	Frederick	5-2	2.81	15	14	1	1	0	86.1	71	36	27	8	5	44	94	5	0
1997	Bowie	1-8	7.11	19	18	0	0	0	82.1	102	71	65	12	10	58	71	7	0
	Frederick	3-3	3.96	9	9	1	1	0	50.0	42	23	22	5	3	31	54	3	0
1998	Bowie	3-7	4.26	18	18	0	0	0	93.0	87	54	44	13	4	52	84	4	0
	Rochester	5-2	3.99	10	10	0	0	0	58.2	50	30	26	4	5	28	51	5	0
	BALTIMORE	0-1	8.38	3	2	0	0	0	9.2	11	9	9	1	0	9	8	0	0
1999	Omaha	10-3	3.54	14	13	1	1	0	81.1	66	35	32	11	2	27	80	4	0
	KANSAS CITY	0-5	7.39	17	8	0	0	2	56.0	72	51	46	9	5	36	37	6	0
2000	KANSAS CITY	5-3	6.30	20	9	0	0	0	70.0	76	52	49	18	2	44	46	3	0
	Gulf Coast	0-1	2.45	2	2	0	0	0	3.2	6	5	1	0	2	2	6	0	0
	Omaha	1-1	4.96	4.98	6	6	0	0	21.2	22	13	12	5	3	12	12	0	0
Major League Totals		5-9	6.90	40	19	0	0	2	135.2	159	112	104	28	7	89	91	9	0

\*-Led league

1994 Selected by Baltimore Orioles in the 9th round of the June Free Agent Draft...signed by Earl Winn.

1999 Obtained by Royals from Baltimore in exchange for 1B Jeff Conine, April 2.

### Fussell's 2000 and Career Breakdown

vs. American League	2000								CAREER							
	W-L	S	ERA	G	IP	H	ER	W-L	S	ERA	G	IP	H	ER		
vs. Anaheim	1-0	0	9.00	2	9.0	9	9	1-1	0	6.10	4	20.2	20	14		
Baltimore	0-0	0	2.70	1	3.1	5	1	0-0	0	4.82	2	9.1	13	5		
Boston	0-0	0	17.47	2	5.2	11	11	0-1	1	13.50	4	10.2	18	16		
Chicago	2-0	0	2.25	2	12.0	10	3	2-0	0	2.25	2	12.0	10	3		
Cleveland	0-0	0	5.06	1	5.1	5	3	0-0	0	11.05	2	7.1	7	9		
Detroit	1-0	0	0.00	1	6.0	2	0	1-0	0	0.00	1	6.0	2	0		
Kansas City	-	-	-	-	-	-	-	-	-	-	-	-	-	-		
Minnesota	1-0	0	3.86	2	7.0	9	3	1-0	0	2.79	3	9.2	11	3		
New York	0-1	0	13.50	2	1.1	5	2	0-1	0	10.13	5	5.1	11	6		
Oakland	0-1	0	7.20	1	5.0	3	4	0-2	0	14.21	2	6.1	7	10		
Seattle	-	-	-	-	-	-	-	0-2	0	6.35	2	11.1	15	8		
Tampa Bay	0-0	0	19.29	1	2.1	4	5	0-0	0	9.35	3	8.2	12	9		
Texas	0-0	0	3.00	2	3.0	4	1	0-0	0	3.48	4	10.1	11	4		
Toronto	0-1	0	5.40	2	5.0	4	3	0-2	1	8.64	4	8.1	9	8		
vs. National League	W-L	S	ERA	G	IP	H	ER	W-L	S	ERA	G	IP	H	ER		
vs. Arizona	-	-	-	-	-	-	-	-	-	-	-	-	-	-		
Atlanta	-	-	-	-	-	-	-	-	-	-	-	-	-	-		
Chicago	-	-	-	-	-	-	-	-	-	-	-	-	-	-		
Cincinnati	-	-	-	-	-	-	-	-	-	-	-	-	-	-		
Colorado	-	-	-	-	-	-	-	-	-	-	-	-	-	-		
Florida	-	-	-	-	-	-	-	-	-	-	-	-	-	-		
Houston	-	-	-	-	-	-	-	-	-	-	-	-	-	-		
Los Angeles	-	-	-	-	-	-	-	-	-	-	-	-	-	-		
Milwaukee	-	-	-	-	-	-	-	-	-	-	-	-	-	-		
Montreal	-	-	-	-	-	-	-	-	-	-	-	-	-	-		
New York	-	-	-	-	-	-	-	-	-	-	-	-	-	-		
Philadelphia	-	-	-	-	-	-	-	-	-	-	-	-	-	-		
St. Louis	0-0	0	7.20	1	5.0	5	4	0-0	0	8.38	2	9.2	13	9		
San Diego	-	-	-	-	-	-	-	-	-	-	-	-	-	-		
San Francisco	-	-	-	-	-	-	-	-	-	-	-	-	-	-		
<b>Monthly</b>	W-L	S	ERA	G	IP	H	ER	W-L	S	ERA	G	IP	H	ER		
March/April	1-1	0	6.19	6	16.0	23	11	1-1	0	6.19	6	16.0	23	11		
May	3-1	0	4.67	5	27.0	20	14	3-4	0	4.91	8	44.0	40	24		
June	0-0	0	10.80	2	10.0	11	12	0-1	0	11.52	6	25.0	34	32		
July	-	-	-	-	-	-	-	-	-	-	-	-	-	-		
August	0-1	0	20.25	2	2.2	7	6	0-1	0	7.71	5	11.2	17	10		
September/October	1-0	0	3.77	5	14.1	15	6	1-2	2	6.23	15	39.0	45	27		
<b>Situational Pitching</b>	W-L	S	ERA	G	IP	H	ER	W-L	S	ERA	G	IP	H	ER		
Home	3-1	0	5.40	10	33.1	41	20	3-2	1	6.55	21	66.0	82	48		
Road	2-2	0	7.12	10	36.2	35	29	2-7	1	7.23	19	69.2	77	56		
Before ASG	4-2	0	6.28	13	53.0	54	37	4-6	0	7.09	20	85.0	97	67		
After ASG	1-1	0	6.35	7	17.0	22	12	1-3	2	6.57	20	50.2	62	37		
Starter	4-1	0	6.30	9	44.1	39	33	4-6	0	7.38	19	89.0	95	73		
Reliever	1-2	0	6.70	11	25.2	37	16	1-3	2	5.98	21	46.2	64	31		



#67

**Height, Weight:**  
6-3, 215

**Bats/Throws:**  
Right/Right

**Resides:**  
West Palm Beach, Fla.

**Birthdate (Age):**  
April 4, 1972 (28)

**Birthplace:**  
Santiago,  
Dominican Republic

**Acquired:**  
Signed as a minor league  
free agent, Nov. 22, 2000

**Contract Status:**  
Signed through 2001

**M.L. Service:**  
61 days

# Guillermo Garcia

Catcher (non-roster)

## Career Notes

- ▶ Has appeared in 16 big league games during his career, posting a .200 average (8-for-40) with 2 home runs and 4 RBI.
- ▶ Played with the Mets, Reds and Marlins organizations before joining the Royals.

## 2000

- ▶ Guillermo joined the Royals as a minor league free agent on Nov. 22 after spending the season with the Reds Triple-A affiliate in Louisville.
- ▶ Hit at a .272 clip for the River Bats, recorded a .486 slugging percentage and stroked 40 extra-base hits (24 doubles, 2 triples and 14 home runs).
- ▶ Posted a .994 fielding percentage in 51 games at catcher...made just 2 errors behind the plate...also appeared in 36 games around the infield (29 at 1st base, 3 at 3rd base, 3 at shortstop and 1 at 2nd base).

## 1999

- ▶ Began the season with the Florida Marlins, appearing in 4 games before his contract was purchased by the Cincinnati Reds on April 20.
- ▶ Combined for a .291 average with 11 home runs and 35 RBI in 75 games at Indianapolis (AAA) and Chattanooga (AA).
- ▶ Went on the Disabled List and had season-ending "Tommy John" surgery on his right elbow on Aug. 19.

## 1998

- ▶ Appeared in 12 games, including 9 starts at catcher, during 2 stints with the Reds in his 1st big league season.
- ▶ Hit safely in 6 of the 12 games and threw out 6 of 15 baserunners from behind the plate.
- ▶ Made his big league debut vs. San Diego on July 19...started behind the plate and threw out a baserunner attempting to steal... went 1-for-3, including a 2-run homer off Sterling Hitchcock in his 2nd plate appearance...became the 1st Reds player to homer in his big league debut since Paul Moskau accomplished the feat at Philadelphia off Randy Lerch on June 21, 1977.

### Garcia's Career Bests

Season:		
<b>Avg:</b>	.250	1999
<b>Hits</b>	7	1998
<b>HR</b>	2	1998
<b>RBI</b>	4	1998
<b>SB</b>	-----	-----
<b>Hit Streak</b>	2	1998

### Game Highs:

<b>Hits</b>	2 - vs. St.L., 9/10/98
<b>Home Runs</b>	1 - twice vs. S.D., 7/19/98 at Fla., 8/2/98
<b>RBI</b>	2 - vs. S.D., 7/19/98
<b>SB</b>	-----

- ▶ Spent most of the season at Indianapolis (AAA), receiving his 1st big league promotion on July 18...appeared in 10 games for the Reds before returning to the Indians where he hit .254 with 19 home runs and 60 RBI...recalled on Sept. 9 and finished the season with the Reds.

## Minor League Notes

- ▶ Garcia was signed by the New York Mets as a free agent on Nov. 20, 1989.
- ▶ Hit just .184 for the Gulf Coast Mets in 1990, his 1st professional season.
- ▶ Started the 1991 campaign with Kingsport before moving to Pittsfield (A)...played at the A-ball level until starting the 1996 season with Chattanooga (AA)...batted .315 (64-for-203) in 60 games for the Lookouts and was named Southern League Player of the Week for Aug. 9-15 after batting at a .520 clip.
- ▶ Earned his 1st Triple-A assignment with Indianapolis in 1996...hit .255 in 16 games.
- ▶ Combined for a .253 average with 14 homers and 39 RBI in 75 games for Indianapolis and Chattanooga in 1997...played 5 positions during the season (46 games at catcher, 5 at 1st base, 13 at 2nd base, 1 at shortstop and 6 at 3rd base).

## Miscellaneous Notes

- ▶ **Guillermo Antonio Morel Garcia** is single...graduated from Liceo Republican High School in Santiago, Dominican Republic.

Year	Club	AVG.	G	AB	R	H	2B	3B	HR	RBI	SH	SF	HP	BB	SO	SB-CS	E
1990	Gulf Coast	.184	42	136	9	25	1	2	0	6	2	1	1	7	34	1-0	9
1991	Kingsport	.242	14	33	9	8	1	1	0	2	0	0	0	4	4	0-0	4
	Pittsfield	.274	45	157	23	43	13	2	0	24	3	3	1	15	38	4-1	5
1992	Pittsfield	.199	73	272	36	54	11	1	2	26	0	3	2	20	52	3-4	14
1993	Capital City	.289	119	429	64	124	28	2	3	72	1	3	10	49	60	10-8	19
1994	St. Lucie	.236	55	203	22	48	9	1	1	23	2	0	3	13	24	0-2	3
1995	Winston-Salem	.237	78	245	26	58	10	2	3	29	2	2	1	28	32	2-2	8
1996	Chattanooga	.315	60	203	25	64	12	0	6	36	2	1	1	12	32	3-3	6
	Indianapolis	.255	16	47	4	12	2	0	0	0	0	0	0	2	6	0-0	5
1997	Chattanooga	.284	20	74	11	21	1	1	4	19	0	1	0	8	13	0-0	1
	Indianapolis	.238	55	151	16	36	2	0	10	20	0	2	1	9	46	0-2	1
1998	Indianapolis	.254	93	334	48	85	20	0	19	60	1	0	0	22	81	0-2	6
	CINCINNATI	.194	12	36	3	7	2	0	2	4	0	0	0	2	13	0-0	1
1999	FLORIDA	.250	4	4	0	1	0	0	0	0	0	0	0	0	2	0-0	0
	Chattanooga	.310	10	42	11	13	3	3	1	7	0	0	1	2	6	0-0	0
	Indianapolis	.288	65	233	30	67	9	0	10	28	0	5	5	22	44	1-1	6
2000	Louisville	.272	102	327	38	89	24	2	14	55	1	5	2	25	54	2-2	4
Major League Totals		.200	16	40	3	8	2	0	2	4	0	0	0	2	15	0-0	1

1989 Signed by the New York Mets as a free agent, Nov. 20.

1994 Signed by Cincinnati as a free agent, Nov. 11.

1998 Obtained by Florida from Cincinnati in exchange for pitcher Manuel Barrios, Dec. 2.

1999 Contract was purchased by Cincinnati from Florida, April 20.

2000 Resigned by Cincinnati as a free agent, Jan. 6.

Signed by the Royals as a minor league free agent, Nov. 22.



# Chris George

Left-handed Pitcher (non-roster)

## 2000

- ▶ George was named the Royals Minor League Player of the Year after posting a combined 11-7 record with a 3.68 ERA in 26 starts for Wichita (AA) and Omaha (AAA)...tabbed as the top prospect in the Royals organization by *Baseball America*.
- ▶ Logged an 8-5 mark with a 3.14 ERA with Wichita before moving to Omaha...earned Pacific Coast League Pitcher of the Week for July 24-30 after shutting down Nashville for 7.0 innings in just his 2nd start at the Triple-A level...finished the season by going 3-2 with a 4.84 ERA in 8 starts for the Golden Spikes.
- ▶ Played with fellow Kansas City prospect Jeff Austin in the Futures Game during the 2000 All-Star weekend in Atlanta...faced 2 batters and earned the save in the exhibition game pitting top U.S.-born minor leaguers vs. foreign-born prospects.
- ▶ Played in Class AA All-Star game on July 12 at Bowie, Md. ...he retired the only batter he faced in the American League's 5-2 victory over the National League.
- ▶ Won an Olympic Gold Medal at the 2000 Games in Sydney, Australia as part of the USA baseball team...appeared in 3 games, giving up just 2 hits in 3.2 innings of work.

**Height, Weight:**  
6-2, 200

**Bats/Throws:**  
Left/Left

**Resides:**  
Spring, Texas

**Birthdate (Age):**  
Sept. 16, 1979 (21)

**Birthplace:**  
Houston, Texas

### Acquired:

Selected as a sandwich pick between the 1st and 2nd rounds (31st overall) of the 1998 June Free Agent Draft

**Contract Status:**  
Signed through 2001

**M.L. Service:**  
0 days (Rookie)

## Minor League Notes


- ▶ George was selected by the Royals as the 31st overall pick of the 1998 June Free Agent Draft...was a compensation pick for the loss of free agent Jay Bell.
- ▶ Assigned to the Gulf Coast Rookie League for his professional debut in 1998...went 0-1 with a 2.87 ERA in 5 outings (4 starts).
- ▶ Pitched in the Florida Instructional League following the season...did not permit an earned run in 17 innings in the FIL.
- ▶ Named as the Royals 9th-best prospect by *Baseball America* following the 1998 season.
- ▶ Won 9 games for the Wilmington Blue Rocks (A) in 1999...tied for 2nd in starts (27), tied for 4th in strikeouts (142) and ranked 6th in ERA (3.60) in the Carolina League.

## Miscellaneous Notes

- ▶ **Christopher Coleman George** is single.
- ▶ Graduated from Klein (Texas) High School in 1998...led his team to the state title as a senior, while earning *USA Today* Texas State Player-of-the-Year honors...went 15-0 with 3 saves and a 1.15 ERA as a senior with 15 complete games and 4 shutouts.
- ▶ Turned down a scholarship to Rice to sign with the Royals.

Year	Club	W-L	ERA	G	GS	CG	SHO	SV	IP	H	R	ER	HR	HB	BB	SO	WP	BK
1998	Gulf Coast	0-1	2.87	5	4	0	0	0	15.2	14	9	5	1	0	4	10	0	0
1999	Wilmington	9-7	3.60	27	27	0	0	0	145.0	142	65	58	8	5	53	142	5	1
2000	Wichita	8-5	3.14	18	18	0	0	0	97.1	92	41	34	5	6	51	80	2	2
	Omaha	3-2	4.84	8	8	0	0	0	44.2	47	29	24	8	1	20	27	1	1
Minor League Totals		20-15	3.60	58	57	0	0	0	302.2	295	144	121	22	12	128	259	8	4

1998 Selected as a sandwich pick between the 1st and 2nd rounds (31st overall) in the 1998 June Free Agent Draft...signed by Bill Price.



#4

**Height, Weight:**

6-2, 180

**Bats/Throws:**

Left/Left

**Resides:**Loma De Cabrera, Dasabon,  
Dominican Republic**Birthdate (Age):**

Aug. 6, 1980 (20)

**Birthplace:**Loma De Cabrera, Dasabon,  
Dominican Republic**Acquired:**Signed as a non-drafted  
free agent, Feb. 21, 1997**Contract Status:**

Signed through 2001

**M.L. Service:**

0 days (Rookie)

# Alexis Gomez

## Outfielder

### 2000

- ▶ Gomez spent the season with Wilmington (A)...batted .254 and tied for 2nd on the club with 63 runs scored.
- ▶ Opened the season on a tear, batting .294 in April...it was his highest monthly mark of the season...hit safely in 11 of his first 13 games of the year and boasted a season-high .378 average on April 18.
- ▶ Recorded 29 multiple-hit games on the season, including six 3-hit games...also registered 3 RBI in 3 games for Wilmington.
- ▶ Collected 3 hits against Potomac on June 24, including his only home run of the season...knocked in 3 of Wilmington's 4 runs on the day.
- ▶ Enjoyed one of his best games against Kinston on Aug. 2...went 3-for-5 with a double, 2 runs scored and 2 RBI in Wilmington's 8-2 win.
- ▶ Started 119 games in the Blue Rocks outfield...committed 14 errors on the season.
- ▶ Participated in the Royals Florida Instructional League following the 2000 campaign.

### Minor League Notes

- ▶ Gomez was signed as a non-drafted free agent on Feb. 21, 1997...signed by Luis Silverio and Andres Lopez.
- ▶ Spent his first 2 professional seasons with Salcedo of the Dominican Summer League.
- ▶ Hit at a .351 clip with 51 runs scored and 42 RBI in 64 games for Salcedo in his 1st professional season before batting .283 with 1 homer and 34 RBI in 1998.
- ▶ Batted .276 with 31 RBI and a career-best 5 homers for the Gulf Coast Royals in 1999...ranked 3rd in the league in at-bats (214) and runs (44), tied for 3rd in games played (56), finished 5th in walks (32) and tied for 5th in hits (59) and home runs (5).

### Miscellaneous Notes

- ▶ **Alexis De Jesus Gomez** is single...attended Liceo General Jose Cabrera (D.R.) High where he played volleyball.

Year	Club	AVG.	G	AB	R	H	2B	3B	HR	RBI	SH	SF	HP	BB	SO	SB-CS	E	
1997	Salcedo	.351	64	248	51	87	12	9	0	42	2	1	2	33	52	9-14	-	
1998	Salcedo	.283	67	233	51	66	11	3	1	34	4	2	7	50	46	17-14	-	
1999	Gulf Coast	.276	56	214	44	59	12	1	5	31	1	1	1	32	48	13-5	2	
2000	Wilmington	.254	121	461	63	117	13	4	1	33	7	1	2	45	121	21-10	14	
Minor League Totals			.285	308	1156	209	329	48	17	7	140	14	5	12	160	267	60-43	16

1997 Signed by the Royals as a non-drafted free agent, Feb. 21.



#38

# Jason Grimsley

## Right-handed Pitcher (non-roster)

### Career Notes

- ▶ Grimsley has compiled a 28-29 career mark with 3 saves and a 5.11 ERA in 219 games at the big league level.
- ▶ Played with 4 teams since breaking into the big leagues in 1989 – Philadelphia (1989-91), Cleveland (1993-95), California (1996) and the New York Yankees (1999-00).
- ▶ Earned 2 World Series rings as a member of the Yankees (1999 and 2000)...compiled a 10-4 record in 2 season with New York.

### Height, Weight:

6-3, 205

### Bats/Throws:

Right/Right

### Resides:

Lafayette, La.

### Birthdate (Age):

Aug. 7, 1967 (33)

### Birthplace:

Cleveland, Texas

### Acquired:

Signed as a minor league free agent, Jan. 19, 2001

### Contract Status:

Signed through 2001

### M.L. Service:

5 years, 149 days

## 2000

- ▶ Grimsley was 3-2 with 1 save and a 5.04 ERA in 63 games for the Yankees, including 4 emergency starts...led the Yankee bullpen with 79.0 innings.
- ▶ Made his 1st start since Aug. 19, 1996, when he took on Kansas City on April 16...went 5.0 innings, allowing 2 runs on 6 hits in New York's 10-9 win.
- ▶ Collected his 1st victory of the season against Cleveland on May 3 after allowing 2 hits and no runs in 2.0 innings.
- ▶ Made another emergency start of the season at Montreal on June 6 and recorded his 1st win as a starter since July 19, 1996.
- ▶ Earned his only save of the season against Minnesota on Sept. 2 after tossing 2.1 scoreless innings of relief...it was his 1st since July 17, 1999.
- ▶ Did not pitch for the Yankees in the A.L. Division Series against the Oakland A's or in the World Series vs. the New York Mets.
- ▶ Appeared in 2 games of the A.L. Championship Series vs. Seattle...allowed 2 hits and issued 3 walks in 1.0 inning of work...also threw a wild pitch and struck out a batter.
- ▶ Underwent surgery to remove bone chips in his right elbow in November...surgery performed by Dr. James Andrews.

## 1999

- ▶ Won a career-high 7 games for the World Champion Yankees...posted a 3.60 ERA with 1 save in 55 outings.
- ▶ Was a spring training non-roster invitee and made his Yankees debut vs. Detroit on April 9...allowed 2 runs and 2 hits over 1.2 frames in his 1st big league appearance since Sept. 28, 1996 against Texas as a member of the Angels.
- ▶ Earned his 1st win of the season after pitching 2.0 innings of scoreless relief in New York's 6-4, 11-inning victory vs. Toronto on April 25.

### Grimsley's Career Bests

#### Season:

Wins	7	1999
ERA	3.60	1999
SV	1	97,98,99
IP	96.1	2000
Win Streak	5	1999

#### Game:

Low Hit	3 – vs. Min., 5/4/96
SO	9 – at NY-NL, 4/9/91

- ▶ Won a career-high 5 straight decisions from April 25-June 4.
- ▶ Pitched a season-high 4.0 innings of relief vs. Seattle on May 9 to earn his 4th win of the year.
- ▶ Notched his 1st save as a Yankee in an 11-4 win over Atlanta on July 17.
- ▶ Was ejected in an 11-8 win at Seattle on Aug. 6 for hitting Edgar Martinez with a pitch following a 3-run homer by Alex Rodriguez...was fined and suspended for 3 games on Aug. 9 by A.L. President Gene Budig.
- ▶ Activated for the World Series after not being named to the Yankees Division or Championship Series rosters.
- ▶ Pitched 2.1 scoreless innings in relief of Andy Pettitte in New York's 10-inning, 6-5 win over Atlanta in Game 3 of the World Series...had not pitched in a game since Sept. 30 at Baltimore before making that appearance on Oct. 26.

## 1998

- ▶ Signed with the Cleveland Indians as a free agent on Jan. 8, 1998...spent the season at Buffalo (AAA) and pitched exclusively out of the bullpen.
- ▶ Appeared in 52 games out of the bullpen, posting a 6-3 record with a 3.76 ERA.

## 1997

- ▶ Signed a minor league contract with the Detroit Tigers on Jan. 17, 1997...was released at the end of spring training by Detroit and was signed by the Milwaukee Brewers on April 3.
- ▶ Assigned to Tucson (AAA) and appeared in 36 games (10 starts) before being traded to Kansas City in exchange for pitcher Jamie Brewington...joined the Omaha (AAA) club and managed just a 1-5 mark with a 6.68 ERA in 7 games (6 starts).

## 1996

- ▶ Traded to California with pitcher Pep Harris on Feb. 15 in exchange for pitcher Brian Anderson...made 2 starts for Vancouver (AAA) before being promoted to the big league club.
- ▶ Logged 5 wins to tie a then-career best established in 1994.
- ▶ Tied for the club and league lead with 13 hit batters...ranked 7th in the A.L. with 11 wild pitches.
- ▶ Recorded his 1st career shutout vs. New York on May 28, allowing just 5 hits in the route-going performance.
- ▶ Fired another complete-game victory against Minnesota on May 4, surrendering just 3 hits to establish the low-hit game of his career...posted a no-hitter through 6.1 innings before Greg Myers doubled.

## 1995

- ▶ Began the year in Cleveland's bullpen and recorded his 1st save as a professional against Kansas City on May 8.
- ▶ Moved to the rotation for 2 starts before moving back to the bullpen...made 5 more appearances before being outrighted to Buffalo (AAA) on July 13.

## 1994

- ▶ Started the season at Charlotte (AAA)...posted a 7-0 mark with a 3.42 ERA and 2 complete games in 10 starts...contract was purchased by Cleveland on June 2.
- ▶ Tossed his 1st complete game at Milwaukee on June 11.
- ▶ Put together a career-best 3-game winning streak from July 23-Aug. 1.

## 1993

- ▶ Signed with Cleveland as a free agent on April 7 and spent most of the season at Charlotte (AAA).
- ▶ Appeared in 28 games (19 starts) and led the Charlotte staff with a 3.39 ERA.
- ▶ Contract was purchased by Cleveland on Aug. 28...made his A.L. debut that day at Toronto in his 1st big league outing since June 5, 1991.
- ▶ Tossed 1.1 shutout innings of relief vs. New York on Aug. 27 to record his 1st American League victory and his 1st in the majors since April 28, 1991.

## 1992

- ▶ Obtained by Houston in exchange for pitcher Curt Schilling on April 2, 1992, and spent the season with Tucson (AAA)...finished with an 8-7 mark and a 5.05 ERA after going 0-4 with a 6.94 ERA in 7 starts through April and May...split time between the bullpen and starting role in June and July...returned to the rotation in August and had his best month, going 4-1 with a 4.95 ERA.

## 1991

- ▶ Opened the year in the Philadelphia rotation and set a career high with 9 strikeouts in his season debut at Shea Stadium on April 9...settled for a no-decision in the Phillies 2-1 loss to the Mets despite giving up only 3 hits and no runs over 6.1 frames.
- ▶ Earned his only victory vs. San Diego on April 28.
- ▶ Threw a team-high 14 wild pitches.
- ▶ Was placed on the Disabled List on June 6 with a tender elbow...went to Scranton (AAA) twice on rehab assignments (June 15-30 and Aug. 7-21)...returned from the D.L. on Aug. 21 and was optioned to Scranton...went 2-3 in 9 starts to close out the season.

## 1990

- ▶ Spent most of the season at Scranton (AAA) and led the staff with 99 strikeouts.
- ▶ Rated as the 10th-best prospect in the league by *Baseball America* following the season.
- ▶ Recalled from Scranton on Aug. 8...recorded 7 strikeouts at Montreal on Sept. 28.

## 1989

- ▶ Began the 1989 season with Reading...tossed a 7.0-inning no-hitter at Harrisburg on May 3...was named Phillies Player of the Month for August after going 5-0 with a 1.91 ERA...won 5-straight games to end the season and was selected to the Eastern League All-Star team.
- ▶ Won the Paul Owens Award as the best pitcher in the Phillies Minor League system.
- ▶ Called up in September and won his major league debut at Montreal on Sept. 8, allowing 1 earned run in 5.0 innings.

## Minor League Notes

- ▶ Selected by Philadelphia in the 10th round of the 1985 June Free Agent Draft.
- ▶ Started his professional career with Bend in 1985...went 0-1 with a 13.50 ERA in 6 games (1 start) for the rookie team...led the league with 77 walks in 64.2 innings while with Utica (A) in 1986...managed just a 1-10 record.
- ▶ Opened the 1988 season on the Disabled List with tendinitis in his right elbow...split the season between Clearwater (A) and Reading (AA)...fanned 12 batters in 6.0 innings against Miami in 1 of his Florida State League starts.

## Miscellaneous Notes

- ▶ **Jason Alan Grimsley** is married to Dana...the couple has 3 children, Hunter Ray (11/8/94), John Quinton (3/27/96) and Rayne Kay (11/7/99).
- ▶ Graduated from Tarkington High School in Cleveland, Texas...played baseball but was unable to pitch his last 2 seasons due to injuries (broken wrist as a junior and sore shoulder as a senior).
- ▶ Played shortstop at a Phillies tryout camp in Arlington, Texas.
- ▶ Lost his left big toe in a motorcycle accident at age 12.

Year	Club	W-L	ERA	G	GS	CG	SHO	SV	IP	H	R	ER	HR	HB	BB	SO	WP	BK
1985	Bend	0-1	13.50	6	1	0	0	0	11.1	12	21	117	0	1	25	10	3	0
1986	Utica	1-10	6.40	14	14	3	0	0	64.2	63	61	46	3	11	*77	46	18	0
1987	Spartanburg	7-4	3.16	23	9	3	0	0	88.1	59	48	31	4	6	54	98	12	0
1988	Clearwater	4-7	3.73	16	15	2	0	0	101.1	80	48	42	2	9	37	90	12	2
	Reading	1-3	7.17	5	4	0	0	0	21.1	20	19	17	1	1	13	14	1	0
1989	Reading	11-8	2.98	26	26	8	2	0	172.0	121	65	57	13	10	109	134	12	0
	PHILADELPHIA	1-3	5.89	4	4	0	0	0	18.1	19	13	12	2	0	19	7	2	0
1990	Scranton	8-5	3.93	22	22	0	0	0	128.1	111	68	56	7	4	78	99	18	3
	PHILADELPHIA	3-2	3.30	11	11	0	0	0	57.1	47	21	21	1	2	43	41	6	1
1991	PHILADELPHIA	1-7	4.87	12	12	0	0	0	61.0	54	34	33	4	3	41	42	14	0
	Scranton	2-2	4.35	9	9	0	0	0	51.2	48	28	25	3	2	37	43	2	2
1992	Tucson	8-7	5.05	26	20	0	0	0	124.0	152	79	70	4	9	55	90	14	0
1993	Charlotte	6-6	3.39	28	19	3	1	0	135.1	138	64	51	10	1	49	102	18	0
	CLEVELAND	3-4	5.31	10	6	0	0	0	42.1	52	26	25	3	1	20	27	2	0
1994	Charlotte	7-0	3.42	10	10	2	0	0	71.0	58	36	27	10	3	17	60	9	1
	CLEVELAND	5-2	4.57	14	13	1	0	0	82.2	91	47	42	7	6	34	59	6	1
1995	CLEVELAND	0-0	6.09	15	2	0	0	1	34.0	37	24	23	4	2	32	25	7	0
	Buffalo	5-3	2.92	10	10	2	0	0	68.0	61	26	22	4	3	19	40	4	0
1996	Vancouver	2-0	1.20	2	2	1	0	0	15.0	8	2	2	0	1	3	11	0	1
	CALIFORNIA	5-7	6.84	35	20	2	1	0	130.1	150	110	99	14	+13	74	82	11	0
1997	Tucson	5-10	5.70	36	10	0	0	4	85.1	96	70	54	6	4	32	65	20	0
	Omaha	1-5	6.68	7	6	0	0	0	31.0	36	26	23	3	3	29	22	3	0
1998	Buffalo	6-3	3.76	52	0	0	0	0	88.2	76	40	37	10	6	57	68	14	0
1999	NEW YORK (AL)	7-2	3.60	55	0	0	0	1	75.0	66	39	30	7	4	40	49	8	0
2000	NEW YORK (AL)	3-2	5.04	63	4	0	0	1	96.1	100	58	54	10	5	42	53	16	0
A.L. Totals		23-17	5.33	192	45	3	1	3	460.2	496	304	273	45	31	242	295	50	1
N.L. Totals		5-12	4.35	27	27	0	0	0	136.2	120	68	66	7	5	103	90	22	1
Major League Totals		28-29	5.11	219	72	3	1	3	597.1	616	372	339	52	36	345	385	72	2

\*-Led League    +-Tied for League Lead

1985 Selected by the Philadelphia Phillies in the 10th round of the June Free Agent Draft.

1992 Obtained by the Houston Astros in exchange for pitcher Curt Schilling, April 2.

1993 Signed by the Cleveland Indians as a free agent, April 7.

1996 Obtained by the California Angels with pitcher Pep Harris in exchange for pitcher Brian Anderson, Feb. 15.

1997 Signed by the Detroit Tigers as a free agent, Jan. 17.

Signed by the Milwaukee Brewers as a minor league free agent, April 3.

Obtained by the Royals in exchange for pitcher Jamie Brewington, July 29.

1998 Signed by the Cleveland Indians as a minor league free agent, Jan. 8.

1999 Signed by the New York Yankees as a minor league free agent, Jan. 27.

2001 Signed by the Royals as a minor league free agent, Jan. 19.

### Grimsley's League Championship Record

Year	Club, Opp.	W-L	ERA	G	GS	CG	SHO	SV	IP	H	R	ER	HR	HB	BB	SO	WP	BK
2000	NY vs. Sea.	0-0	0.00	2	0	0	0	0	1.0	2	0	0	0	0	3	1	1	0

### Grimsley's World Series Record

Year	Club, Opp.	W-L	ERA	G	GS	CG	SHO	SV	IP	H	R	ER	HR	HB	BB	SO	WP	BK
1999	NY vs. Atl.	0-0	0.00	1	0	0	0	0	2.1	2	0	0	0	0	2	0	0	0

### Grimsley's M.L. Batting Totals

	AVG.	AB	H	HR	RBI
M.L. Totals	.103	39	4	0	2

### Grimsley's Career Fielding

POSITION	PCT.	G	PO	A	E	TC	DP
Pitcher	.957	219	68	89	7	164	14

## Grimsley's 2000 and Career Breakdown

	2000							CAREER						
	W-L	S	ERA	G	IP	H	ER	W-L	S	ERA	G	IP	H	ER
<b>vs. American League</b>														
vs. Anaheim	0-0	0	3.86	2	2.1	2	1	0-0	0	2.08	4	4.1	3	1
Baltimore	0-0	0	8.44	4	5.1	8	5	2-1	0	6.23	16	39.0	54	27
Boston	1-1	0	6.10	4	10.1	5	7	1-4	0	7.71	17	39.2	48	34
Chicago	0-0	0	7.04	5	7.2	12	6	1-1	0	2.92	16	49.1	47	16
Cleveland	1-0	0	3.00	4	6.0	7	2	2-0	0	8.31	8	17.1	19	16
Detroit	0-0	0	3.72	6	9.2	15	4	3-1	0	4.53	16	45.2	52	23
Kansas City	0-0	0	3.86	3	7.0	7	3	2-2	1	4.41	13	34.2	36	17
Minnesota	0-0	1	2.84	4	6.1	5	2	2-4	1	5.80	18	54.1	58	35
New York	-	-	-	-	-	-	-	2-1	0	4.79	7	20.2	25	11
Oakland	0-0	0	6.23	3	4.1	5	3	0-0	0	7.88	8	16.0	22	14
Seattle	0-0	0	8.44	5	5.1	9	5	2-1	0	8.48	13	28.2	38	27
Tampa Bay	0-0	0	15.88	6	5.2	13	10	0-0	0	6.92	9	13.0	17	10
Texas	0-0	0	0.00	4	4.2	2	0	0-0	0	1.61	13	22.1	18	4
Toronto	0-0	0	1.42	4	6.1	2	1	3-0	0	5.46	14	31.1	30	19
<b>vs. National League</b>														
vs. Arizona	-	-	-	-	-	-	-	-	-	-	-	-	-	-
Atlanta	0-1	0	0.00	2	2.2	2	0	0-1	1	4.22	5	10.2	10	5
Chicago	-	-	-	-	-	-	-	0-2	0	5.71	3	17.1	15	11
Cincinnati	-	-	-	-	-	-	-	-	-	-	-	-	-	-
Colorado	-	-	-	-	-	-	-	-	-	-	-	-	-	-
Florida	0-0	0	0.00	1	1.2	0	0	0-0	0	4.50	2	2.0	1	1
Houston	-	-	-	-	-	-	-	-	-	-	-	-	-	-
Los Angeles	-	-	-	-	-	-	-	0-0	0	3.86	3	14.0	20	6
Milwaukee	-	-	-	-	-	-	-	1-0	0	3.44	3	18.1	10	7
Montreal	1-0	0	1.80	1	5.0	3	1	3-1	0	1.46	7	37.0	22	6
New York	0-0	0	0.00	3	3.0	0	0	1-3	0	2.57	9	28.0	17	8
Philadelphia	0-0	0	12.00	2	3.0	3	4	0-1	0	17.36	4	4.2	6	9
St. Louis	-	-	-	-	-	-	-	1-1	0	11.81	2	5.1	6	7
San Diego	-	-	-	-	-	-	-	1-0	0	3.00	2	12.0	5	4
San Francisco	-	-	-	-	-	-	-	1-1	0	11.81	2	5.1	6	7
<b>Monthly</b>														
March/April	0-0	0	2.70	7	13.1	12	4	3-4	0	3.47	20	62.1	51	24
May	1-0	0	2.57	11	21.0	19	6	6-7	1	4.01	44	125.2	116	56
June	2-2	0	5.25	12	24.0	29	14	5-4	0	5.55	38	121.2	130	75
July	0-0	0	8.76	12	12.1	11	12	5-3	1	7.04	36	84.1	100	66
August	0-0	0	4.80	11	15.0	15	8	4-4	0	6.53	41	84.0	107	61
September/October	0-0	1	8.44	10	10.2	14	10	5-7	1	4.30	40	119.1	112	57
<b>Situational Pitching</b>														
Home	1-0	1	5.88	37	56.2	60	37	15-10	3	5.11	113	317.1	312	180
Road	2-2	0	3.86	26	39.2	40	17	13-19	0	5.11	106	280.0	304	159
Before ASG	3-2	0	4.09	34	61.2	65	28	15-16	1	4.84	116	336.1	332	181
After ASG	0-0	1	6.75	29	34.2	35	26	13-13	2	5.49	103	261.0	284	158
Starter	1-0	0	5.19	4	17.1	21	10	18-23	0	5.23	72	384.0	407	223
Reliever	2-2	1	5.01	59	79.0	79	44	10-6	3	4.89	147	213.1	209	116



# Junior Guerrero

## Right-handed Pitcher

### 2000

- ▶ Guerrero managed a 4-10 mark with a 5.70 ERA in 28 games (24 starts) for Wichita (AA) in his 1st stint at the Double-A level.
- ▶ Dropped 7 of 8 decisions in a 13-game stretch from May 17-July 29...rebounded to win 2 of his final 3 decisions to finish off the regular season.
- ▶ Recorded 3 of his 4 victories over the San Antonio Missions...posted a 1.64 ERA (22.0 IP, 4 ER) in 4 starts against the Texas League foe.
- ▶ Logged a 2.05 ERA (22.0 IP, 5 ER) in his 4 wins, while managing just a 9.12 ERA (50 ER, 49.1 IP) in his 10 losses.
- ▶ Took the loss in his only postseason appearance for the Wranglers...surrendered a solo homer to Kevin Burns in the 9th inning of Wichita's 3-2 loss to Round Rock in the opening game of the Texas League Championships.

### Height, Weight:

6-2, 215

### Bats/Throws:

Right/Right

### Resides:

Santo Domingo,  
Dominican Republic

### Birthdate (Age):

Aug. 21, 1979 (21)

### Birthplace:

Santo Domingo,  
Dominican Republic

### Acquired:

Signed as a non-drafted  
free agent, Dec. 5, 1996

### Contract Status:

Signed through 2001

### M.L. Service:

0 days (Rookie)

### Minor League Notes

- ▶ Guerrero was signed as a non-drafted free agent on Dec. 5, 1996...signed by Luis Silverio and Andres Lopez.
- ▶ Logged a 4-4 record with a 5.30 ERA in 16 games (15 starts) for Salcedo in his 1st professional season.
- ▶ Named the 10th-best prospect in the Gulf Coast League by *Baseball America* following the 1998 season...posted a 4-4 mark with a 3.23 ERA for the Royals rookie team.
- ▶ Named Royals Minor League Pitcher of the Year in 1999 after posting a combined record of 11-5 with a 2.31 ERA in 28 total starts at Charleston (A) and Wilmington (A).

### Miscellaneous Notes

- ▶ **Junior Ernesto Guerrero** is single...graduated from San Antonio De Paula High School in the Dominican Republic in 1996.

Year	Club	W-L	ERA	G	GS	CG	SHO	SV	IP	H	R	ER	HR	HB	BB	SO	WP	BK
1997	Salcedo	4-4	5.30	16	15	0	0	0	71.1	70	61	42	3	2	45	67	22	0
1998	Gulf Coast	4-4	3.23	13	6	0	0	0	61.1	57	24	22	2	2	19	58	5	1
1999	Charleston	7-3	2.76	19	19	0	0	0	104.1	90	39	32	6	3	45	113	10	2
	Wilmington	4-2	1.40	9	9	0	0	0	51.1	30	10	8	2	0	26	68	4	0
2000	Wichita	4-10	5.70	28	24	0	0	0	131.0	153	93	83	25	3	69	79	8	3
Minor League Totals		23-23	4.06	85	73	0	0	0	419.1	400	227	189	38	10	204	385	49	6

1996 Signed as a non-drafted free agent, Dec. 5...signed by Luis Silverio and Andres Lopez.



# #70

# Aaron Guiel

## Outfielder (non-roster)

### 2000

- ▶ Guiel played for Oaxaca in the Mexican League before joining the Royals organization on June 13...hit .287 (74-for-258) with 13 homers and 40 RBI in his 1st year with Omaha (AAA).
- ▶ Saw action in 73 games for the Golden Spikes...committed only 4 errors in 70 games in the outfield.
- ▶ Re-signed with Kansas City on Oct. 14.

**Height, Weight:**  
5-10, 200

**Bats/Throws:**  
Left/Right

**Resides:**  
Langley, British Columbia

**Birthdate (Age):**  
Oct. 5, 1972 (28)

**Birthplace:**  
Vancouver, British Columbia

**Acquired:**  
Signed as a minor league free agent, Oct. 14, 2000

**Contract Status:**  
Signed through 2001

**M.L. Service:**  
0 days (Rookie)

### Minor League Notes

- ▶ Guiel was selected by the Anaheim Angels in the 21st round of the 1992 June Free Agent Draft but did not sign until May 19, 1993...batted .298 (31-for-104) in 35 games for Boise in 1993.
- ▶ Stole a career-best 21 bases and scored 84 runs for Cedar Rapids (A) in 1994, the 5th-most runs in the Midwest League.
- ▶ Spent the 1995 season with Lake Elsinore, the Angels Class-A Advanced affiliate...hit .269 with 7 homers and 58 RBI.
- ▶ Batted .269 with 10 homers and 48 RBI for Midland (AA) in 1996.
- ▶ Was sent to San Diego from Anaheim in exchange for catcher Angelo Encarnacio on Aug. 23, 1997...hit .385 (10-for-26) with a homer and 9 RBI in 8 games for Mobile (AA) and batted a combined .333 with career bests in homers (23) and RBI (94).
- ▶ Also set career highs in 1997 with 148 hits, 39 doubles and 100 runs...led all Double-A players and tied for 7th in the minors with 69 extra-base hits...ranked 2nd among all Double-A players in slugging percentage (.607), 3rd in on-base percentage (.607), 4th in doubles (39) and 7th in batting average (.333).
- ▶ Spent the majority of the 1998 campaign at Las Vegas (AAA)...hit .311 in 60 games for the Stars of the Pacific Coast League.

### Miscellaneous Notes

- ▶ **Aaron Colin Guiel** is single...graduated from Woodlands Senior (B.C.) High School and Kwantlen (B.C.) College.

Year	Club	AVG.	G	AB	R	H	2B	3B	HR	RBI	SH	SF	HP	BB	SO	SB-CS	E
1993	Boise	.298	35	104	24	31	6	4	2	12	2	0	4	26	21	3-0	12
1994	Cedar Rapids	.269	127	454	84	122	30	1	18	82	5	3	6	64	93	21-7	32
1995	Lake Elsinore	.269	113	409	73	110	25	7	7	58	4	4	7	69	96	7-6	22
1996	Midland	.269	129	439	72	118	29	7	10	48	2	1	10	56	71	11-7	28
1997	Midland	.329	116	419	91	138	37	7	22	85	2	3	18	59	94	14-10	8
	Mobile	.385	8	26	9	10	2	0	1	9	0	0	1	5	4	1-0	0
1998	Las Vegas	.311	60	183	33	57	15	4	5	31	1	2	4	28	51	5-1	4
	Peoria	.500	8	16	8	8	3	1	1	6	0	0	3	5	5	1-1	0
1999	Las Vegas	.245	84	257	46	63	25	2	12	39	0	3	5	44	86	5-4	5
2000	Oaxaca	.365	56	192	55	70	11	1	22	62	0	5	6	52	35	7-5	4
	Omaha	.287	73	258	47	74	15	2	13	40	0	0	8	35	54	6-0	4
Minor League Totals		.285	753	2565	487	731	187	35	91	410	16	16	66	391	575	74-36	119

1992 Selected by the Anaheim Angels in the 21st round of the June Free Agent Draft.  
 1997 Obtained by the San Diego Padres from Anaheim in exchange for catcher Angelo Encarnacion, Aug. 23.  
 2000 Signed by the Oakland Athletics as a minor league free agent, March 18.  
 Signed by Oaxaca of the Mexican League in April.  
 Signed by the Royals as a minor league free agent, June 13.  
 Signed by the Royals as a minor league free agent, Oct. 14.



#28

**Height, Weight:**

6-4, 205

**Bats/Throws:**

Right/Right

**Resides:**

Chandler, Ariz.

**Birthdate (Age):**

Dec. 10, 1963 (37)

**Birthplace:**

Sacramento, Calif.

**Acquired:**Signed as a free agent,  
Dec. 11, 2000**Contract Status:**Signed through 2002 with a  
club option for 2003**M.L. Service:**

9 years, 76 days

# Doug Henry

## Right-handed Pitcher

**Career Notes**

- ▶ Henry has seen big league action with the Brewers (1991-94), Mets (1995-96), Giants (1997, 2000) and Astros (1998-2000) prior to joining the Royals.
- ▶ Owns a 32-40 overall record with 82 saves and a 3.95 ERA in 529 relief appearances...has appeared in over 50 games in 7 of his 10 big league campaigns.
- ▶ Participated in post-season play in each of the past 4 seasons (1997 and 2000 with San Francisco, 1998-99 with Houston)...owns a 1.59 ERA in 8 career playoff outings (11.1 IP, 5 H, 2 ER).

**2000**

- ▶ Henry began the season with the Houston Astros and finished the campaign with the National League West champion San Francisco Giants.
- ▶ Logged a 4-4 combined record with 1 save and a 3.79 ERA in 72 games while pitching a career-high 78.1 innings in 2000...the appearance mark is the 2nd-highest total of his career.
- ▶ Was obtained by the San Francisco Giants from the Houston Astros in exchange for RHP Scott Linebrink on July 30...went 1-3 with 1 save and a 4.42 ERA in 45 appearances out of the Astros bullpen before joining the Giants...posted a 3-1 mark with a 2.49 ERA in 27 games for San Francisco.
- ▶ Limited opposing batters to a .207 average, the 7th-best mark among all N.L. relievers.
- ▶ Recorded a career-high 5 strikeouts against the Chicago White Sox on June 4.
- ▶ Picked up his only save of the year at San Francisco on June 18 after tossing a scoreless frame in Houston's 4-3, 11-inning win.
- ▶ Overcame blown saves to collect wins in his first 2 appearances with the Giants (Aug. 1 at Milwaukee and Aug. 3 vs. Pittsburgh).
- ▶ Was unscored upon in 19 of 27 outings for the Giants, including 18 of his last 23 games during which he posted a 1.57 ERA (23.0 IP, 4 ER).
- ▶ Was the winning pitcher for San Francisco when it clinched the N.L. West title over the Diamondbacks on Sept. 21...worked 2.0 scoreless innings in the 8-7 victory.
- ▶ Pitched in 3 games of the Giants series against the Mets in the NLDS...gave up 1 run on 1 hit over 4.0 innings of work...also walked 3 and struck out 1.

### Henry's Career Bests

**Season:**

<b>Wins</b>	8	1998
<b>ERA</b>	1.00	1991
<b>SV</b>	29	1992
<b>IP</b>	78.1	2000
<b>SO</b>	69	1997
<b>Win Streak</b>	5	1998

**Game:****Low Hit**

-----

**SO**

5 - vs. Chi.-AL, 6/4/00

## 1999

- ▶ Spent the season with the Astros, going 2-3 with a 4.65 ERA in 35 relief outings.
- ▶ Started the season slowly, posting an 8.64 ERA and allowing 5 home runs in April...pitched just 3.0 innings in May before being sidelined with an elbow injury.
- ▶ Spent 2 months on the Disabled List due to bone chips in his right elbow...underwent arthroscopic surgery on May 12...activated from the Disabled List on July 15 and logged a 1.23 ERA over 7 outings in July.
- ▶ Registered his 1st win of the season at San Diego on July 31 by working 1.1 scoreless innings in Houston's 8-5 win.
- ▶ Posted his 2nd victory at Florida on Aug. 21 after entering the game with 2 outs in the 8th inning of a 4-4 tie...stranded the potential go-ahead run at 3rd base...Jeff Bagwell's homer in the 9th inning gave the Astros a 5-4 win.
- ▶ Earned his 1st save of the year at Philadelphia on Sept. 7...retired all 3 batters he faced in the 9th inning to preserve an 8-6 lead...worked a scoreless 9th inning of Houston's 6-3 win at Pittsburgh on Sept. 21 to notch his 2nd save of the season.
- ▶ Appeared in 2 postseason games for the Astros in the NLDS against Atlanta...worked 3.2 innings, giving up 1 hit and no runs.

## 1998

- ▶ Logged an 8-2 record with a 3.04 ERA in 59 games for the Astros...led the Houston relief corps in wins (8), appearances (59) and innings pitched (71.0).
- ▶ His 8 victories marked a career best, doubling his previous single-season high of 4 for Milwaukee in 1993 and San Francisco in 1997.
- ▶ Put together a 5-game winning streak stretching from June 8 through the end of the season...recorded a 2.61 ERA during the span.
- ▶ Allowed 10 of 41 inherited baserunners to score and converted 2 of 5 save opportunities.
- ▶ Recorded his 1st victory with Houston over Montreal on April 18...pitched a scoreless 9th inning as the Astros rallied for a 5-3 win in their last at-bat.
- ▶ Appeared in 2 games of the NLDC series vs. the Padres...was touched for 2 hits over 1.2 innings...also walked 0 and fanned 1.
- ▶ Finished the season unbeaten in the Astrodome, going 5-0 with a 2.31 ERA over his 30 home appearances.

## 1997

- ▶ Appeared in a career-high 75 games for the N.L. West champion Giants in 1997, posting a 4-5 mark with 3 saves and a 4.71 ERA.
- ▶ Was not scored upon in 54 of his 75 outings (72 percent)...also retired 50 of 75 first batters faced (67 percent) and stranded 28 of 39 inherited runners (72 percent).
- ▶ Matched a then-career best with 4 victories on the season, which he also accomplished with Milwaukee in 1993...all 4 wins came in 3Com Park.
- ▶ Posted career-best marks in strikeouts (69) and walks (41).
- ▶ Made his only appearance in the NLDS against the World Champion Florida Marlins in Game 2 at Miami...worked 2.0 scoreless innings of relief in the Astros 7-6 loss.

## 1996

- ▶ Finished the 1996 campaign with a 2-8 mark with 9 saves and a 4.68 ERA...led the Mets bullpen by making 58 appearances.
- ▶ Suffered through a career-high, 7-game losing streak from June 16-Sept. 10.

## 1995

- ▶ Ranked 2nd among Mets relievers by pitching in 51 games during his 1st season in a New York uniform...ended the year with a 3-6 record with 4 saves and a 2.96 ERA.
- ▶ Finished the year strong, not allowing a run in his final 9 games, covering 11.1 innings...the effort lowered his ERA from 3.56 on Sept. 4 to a season-ending mark of 2.96.
- ▶ Pitched a season-high 3.2 innings for a save against the Dodgers on Aug. 30...also collected his 1st big-league hit in the same game, a single off Dodgers pitcher Mark Guthrie.
- ▶ Notched his 1st NL victory with a scoreless inning against Atlanta on May 10...recorded his 1st NL save at Houston on May 16, as he worked the final 2.0 innings in a 1-0 victory.

## 1994

- ▶ Started the 1994 season on Milwaukee's Disabled List due to right shoulder tendinitis.
- ▶ Completed a rehab assignment with El Paso (AA) and New Orleans (AAA) before being activated from the D.L. on April 26...touched for just 1 earned run over his first 5 appearances, covering 9.1 innings.
- ▶ Contract was optioned back to New Orleans on July 14 and recalled on Aug. 3...allowed only 1 run in his final 4 appearances of the season.

## 1993

- ▶ Went 4-4 with a 5.56 ERA and led Milwaukee for the 3rd consecutive year with 17 saves.
- ▶ Ranked 10th in the league with 41 games finished and established a career high with 4 wins, which led the Milwaukee relievers.
- ▶ Converted 17 of 24 (71 percent) save opportunities and reached the 100.0 innings pitched mark in his career with more saves than any previous pitcher in major league history (43).

## 1992

- ▶ Finished the season ranked among the league leaders in games finished (56), appearances (68) and saves (29).
- ▶ Converted 29 of 33 save opportunities, an 88 percent success rate.
- ▶ Blew his 1st save at Minnesota on April 16...it stopped his club-record streak of converting 16 consecutive opportunities, dating back to the 1991 season...the previous record was a streak of 9 straight set by Dan Plesac in 1988.

## 1991

- ▶ Named Brewers Rookie of the Year in 1991 after leading the Milwaukee bullpen with 15 saves and a 1.00 ERA...also converted 15 of 16 save opportunities (94 percent).
- ▶ Started the season at Denver (AAA) before his contract was recalled on July 14...made his major league debut the next day against Minnesota.
- ▶ Earned his 1st big league win with a 4-3 victory over the Twins on July 16...notched his 1st career save in a 5-2 win at Texas on Aug. 10.

## Minor League Notes

- ▶ Henry was selected by the Milwaukee Brewers in the 8th round of the 1985 June Free Agent Draft and spent his first 2 professional seasons pitching at Beloit (A) of the Midwest League.
- ▶ Posted a combined record of 11-1 and had a 2.32 ERA during the 1988 campaign in 37 games for Stockton (A) and El Paso (AA)...had a 7-1 record and a 1.78 ERA with 7 saves in

23 games for Stockton...also tossed a complete game in his only start there.

- ▶ Slowed by injuries during the 1989 season and saw action in just 5 games...underwent arthroscopic surgery on his right elbow on July 7...the procedure, performed by Dr. Lewis Yocum, removed loose bodies and relieved inflammation of the synovial membrane in the elbow.
- ▶ Made 3 stops in the Milwaukee system in 1990, starting the season at Stockton (A) before advancing to El Paso (AA) and Denver (AAA).

## Miscellaneous Notes

- ▶ **Richard Douglas Henry** and his wife Monique have 4 children: Danielle (4-14-82), Jason (12-5-84), and twins Zachary (7-6-93) and Mikayla (7-6-93).
- ▶ Graduated from Tennyson High School in Hayward, Calif., in 1982 where he participated in baseball, basketball, football and soccer.
- ▶ Played college baseball at Arizona State University, where he was a teammate of Barry Bonds...named to the All-West Regional team and the Pan American team in 1983...also tossed a 1-hitter against the University of Maine in the 1983 College World Series.
- ▶ Originally selected by the New York Mets in the 16th round of the 1982 June Free Agent Draft, but did not sign.

Year	Club	W-L	ERA	G	GS	CG	SHO	SV	IP	H	R	ER	HR	HB	BB	SO	WP	BK
1986	Beloit	7-8	4.65	27	24	4	1	1	143.2	153	95	74	16	6	56	115	9	4
1987	Beloit	8-9	4.88	31	15	1	0	2	132.2	145	83	72	6	5	51	106	7	0
1988	Stockton	7-1	1.78	23	1	1	0	7	70.2	46	19	14	1	1	31	71	5	4
	El Paso	4-0	3.15	14	3	3	1	0	45.2	33	16	16	4	1	19	50	3	3
1989	Stockton	0-1	1.11	4	3	0	0	0	11.0	9	4	0	1	1	3	9	5	4
	El Paso	0-0	13.50	1	1	0	0	0	2.0	3	3	3	1	0	3	2	0	0
1990	Stockton	1-0	1.13	4	0	0	0	1	8.0	4	1	1	0	2	3	13	1	0
	El Paso	1-0	2.93	15	0	0	0	9	30.2	31	13	10	1	0	11	25	0	2
	Denver	2-3	4.44	27	0	0	0	8	50.2	46	26	25	4	0	27	54	3	0
1991	Denver	3-2	2.18	32	0	0	0	14	57.2	47	16	14	4	3	20	47	4	2
	MILWAUKEE	2-1	1.00	32	0	0	0	15	36.0	16	4	4	1	0	14	28	0	0
1992	MILWAUKEE	1-4	4.02	68	0	0	0	29	65.0	64	34	29	6	0	24	52	4	0
1993	MILWAUKEE	4-4	5.56	54	0	0	0	17	55.0	67	37	34	7	3	25	38	4	0
1994	El Paso	1-0	5.40	6	0	0	0	3	8.1	7	5	5	1	1	2	10	1	0
	New Orleans	1-0	1.84	10	0	0	0	3	14.2	5	3	3	1	1	10	10	1	0
	MILWAUKEE	2-3	4.60	25	0	0	0	0	31.1	32	17	16	7	1	23	20	3	0
1995	NEW YORK (NL)	3-6	2.96	51	0	0	0	4	67.0	48	23	22	7	1	25	62	6	1
1996	NEW YORK (NL)	2-8	4.68	58	0	0	0	9	75.0	82	48	39	7	1	36	58	6	1
1997	SAN FRANCISCO	4-5	4.71	75	0	0	0	3	70.2	70	45	37	5	1	41	69	3	0
1998	HOUSTON	8-2	3.04	59	0	0	0	2	71.0	55	25	24	9	0	35	59	7	0
1999	HOUSTON	2-3	4.65	35	0	0	0	2	40.2	45	24	21	8	3	24	36	0	0
	New Orleans	0-0	4.50	3	3	0	0	0	4.0	4	2	2	0	0	3	3	0	0
2000	HOUSTON	1-3	4.42	45	0	0	0	1	53.0	39	26	26	10	3	28	46	2	0
	SAN FRANCISCO	3-1	2.49	27	0	0	0	0	25.1	18	10	7	2	1	21	16	1	0
A.L. Totals		9-12	3.99	179	0	0	0	61	187.1	179	92	83	21	4	86	138	11	0
N.L. Totals		23-28	3.93	350	0	0	0	21	402.2	357	201	176	48	10	210	346	25	2
Major League Totals		32-40	3.95	529	0	0	0	82	590.0	536	293	259	69	14	296	484	36	2

1985 Selected by the Milwaukee Brewers in the 8th round of the June Free Agent Draft.

1994 Obtained by the New York Mets in exchange for two players to be named later, Nov. 30 (Javier Gonzales on Dec. 6, 1994 and Fernando Vina on Dec. 22, 1994).

1997 Signed by the San Francisco Giants as a free agent, Jan. 9.

Signed by the Houston Astros as a free agent, Nov. 26.

2000 Obtained by the San Francisco Giants in exchange for pitcher Scott Linebrink, July 30.

Signed by the Royals as a free agent, Dec. 11.

### Henry's Division Series Record

Year	Club, Opp.	W-L	ERA	G	GS	CG	SHO	SV	IP	H	R	ER	HR	HB	BB	SO	WP	BK
1997	SF vs. Fla.	0-0	0.00	1	0	0	0	0	2.0	1	0	0	0	0	3	2	0	0
1998	Hou. vs. SD	0-0	5.40	2	0	0	0	0	1.2	2	1	1	0	0	0	1	0	0
1999	Hou. vs. Atl.	0-0	0.00	2	0	0	0	0	3.2	1	0	0	0	0	3	2	0	0
2000	SF vs. NY (NL)	0-0	2.25	3	0	0	0	0	4.0	1	1	1	0	1	3	1	0	0
NLDS Totals		0-0	1.59	8	0	0	0	0	11.1	5	2	2	0	1	9	6	0	0

### Henry's M.L. Batting Totals

	AVG.	AB	H	HR	RBI
M.L. Totals	.059	17	1	0	0

### Henry's Career Fielding

POSITION	PCT.	G	PO	A	E	TC	DP
Pitcher	.943	529	45	54	6	105	4

### Henry's 2000 and Career Breakdown

		2000							CAREER						
vs. American League	W-L	S	ERA	G	IP	H	ER	W-L	S	ERA	G	IP	H	ER	
vs. Anaheim	-	-	-	-	-	-	-	2-0	3	7.36	12	14.2	15	12	
Baltimore	-	-	-	-	-	-	-	1-0	2	1.20	14	15.0	11	2	
Boston	-	-	-	-	-	-	-	0-3	7	2.70	16	20.0	15	6	
Chicago	0-0	0	0.00	1	2.0	2	0	0-1	5	4.50	16	14.0	19	7	
Cleveland	0-0	0	0.00	1	1.0	0	0	1-1	6	1.10	17	16.1	9	2	
Detroit	0-1	0	99.99	1	0.0	1	3	1-3	6	5.03	23	19.2	21	11	
Kansas City	-	-	-	-	-	-	-	0-0	2	5.14	12	14.0	17	8	
Minnesota	0-0	0	0.00	1	2.0	0	0	2-0	5	5.66	18	20.2	20	13	
New York	-	-	-	-	-	-	-	1-2	4	4.70	15	15.1	18	8	
Oakland	-	-	-	-	-	-	-	0-1	5	2.25	16	16.0	9	4	
Seattle	-	-	-	-	-	-	-	1-1	6	3.95	12	13.2	11	6	
Tampa Bay	-	-	-	-	-	-	-	-	-	-	-	-	-	-	
Texas	-	-	-	-	-	-	-	1-0	5	1.93	14	14.0	10	3	
Toronto	-	-	-	-	-	-	-	0-1	6	4.40	13	14.1	18	7	
vs. National League	W-L	S	ERA	G	IP	H	ER	W-L	S	ERA	G	IP	H	ER	
vs. Arizona	1-0	0	1.04	7	8.2	4	1	1-0	0	1.29	12	14.0	8	2	
Atlanta	1-0	0	0.00	5	6.0	2	0	4-4	0	2.25	24	28.0	22	7	
Chicago	0-0	0	5.40	4	5.0	5	3	1-0	2	2.62	21	34.1	27	10	
Cincinnati	0-0	0	0.00	4	2.1	1	0	1-2	1	3.97	22	22.2	16	10	
Colorado	0-0	0	2.25	3	4.0	1	1	1-4	1	5.51	26	32.2	38	20	
Florida	0-0	0	0.00	1	1.0	0	0	2-3	0	7.40	20	20.2	28	17	
Houston	0-0	0	0.00	1	0.2	1	0	1-0	2	2.70	12	16.2	12	5	
Los Angeles	0-1	0	11.25	7	4.0	6	5	2-4	2	5.34	27	30.1	27	18	
Milwaukee	1-1	0	13.50	5	4.2	8	7	1-1	0	6.39	12	12.2	16	9	
Montreal	0-0	0	3.86	3	2.1	1	1	3-0	1	2.16	24	25.0	26	6	
New York	0-0	0	0.00	2	3.0	1	0	0-1	0	11.37	14	12.2	17	16	
Philadelphia	0-0	0	4.05	7	6.2	3	3	1-1	3	2.03	26	26.2	12	6	
Pittsburgh	1-0	0	2.45	4	3.2	3	1	2-1	2	3.33	24	27.0	22	10	
Saint Louis	0-0	0	6.35	4	5.2	5	4	0-3	1	4.88	23	27.2	22	15	
San Diego	0-1	0	3.09	8	11.2	10	4	1-2	1	4.25	28	29.2	34	14	
San Francisco	0-0	1	0.00	3	4.0	3	0	1-1	4	2.08	16	21.2	16	5	
Monthly	W-L	S	ERA	G	IP	H	ER	W-L	S	ERA	G	IP	H	ER	
March/April	0-1	0	5.17	11	15.2	12	9	4-3	11	5.04	70	80.1	84	45	
May	1-1	0	6.00	12	12.0	12	8	7-9	11	3.09	91	107.2	92	37	
June	0-0	1	1.32	12	13.2	8	2	2-7	16	3.54	81	86.1	78	34	
July	0-1	0	5.40	10	11.2	7	7	8-7	13	4.32	91	102.0	81	49	
August	2-0	0	3.00	13	12.0	7	4	10-6	14	4.10	106	123.0	112	56	
September/October	1-1	0	2.03	14	13.1	11	3	1-8	17	3.70	90	90.2	89	38	
Situational Pitching	W-L	S	ERA	G	IP	H	ER	W-L	S	ERA	G	IP	H	ER	
Home	3-0	0	3.55	34	38.0	27	15	21-11	38	3.57	277	310.1	274	123	
Road	1-4	1	4.02	38	40.1	30	18	11-29	44	4.38	252	279.2	262	136	
Before ASG	1-2	1	4.34	38	45.2	34	22	15-19	44	3.84	271	313.2	282	134	
After ASG	3-2	0	3.03	34	32.2	23	11	17-21	38	4.07	258	276.1	254	125	
Starter	-	-	-	-	-	-	-	-	-	-	-	-	-	-	
Reliever	4-4	1	3.79	72	78.1	57	33	32-40	82	3.95	529	590.0	536	259	



#39

**Height, Weight:**  
6-4, 250

**Bats/Throws:**  
Right/Right

**Resides:**  
Largo, Fla.

**Birthdate (Age):**  
Nov. 11, 1964 (36)

**Birthplace:**  
Santurce, Puerto Rico

**Acquired:**  
Obtained from the Oakland Athletics with A.J. Hinch, Angel Berroa and cash considerations in exchange for Johnny Damon, Mark Ellis and a player to be named later, Jan. 8, 2001

**Contract Status:**  
Signed through 2001 with a club option for 2002

**M.L. Service:**  
9 years, 20 days

# Roberto Hernandez

## Right-handed Pitcher

### Career Notes

- ▶ Hernandez ranks 6th on the active list and 15th on the all-time save list with 266 career saves...owns more saves than any pitcher born outside the United States.
- ▶ Has posted at least 30 saves in 6 seasons and has accomplished the feat 3 of the last 4 years.
- ▶ Owns a .809 save percentage (266-for-329) in 9 Major League seasons...began his big league career with the Chicago White Sox and ranks 2nd to Bobby Thigpen on the club's all-time saves list with 161.
- ▶ Spent 3 seasons with Tampa Bay before joining the Royals in the offseason...appeared in 207 games for the Devil Rays and compiled 101 saves, the 4th-most in the league during the 3-year span.
- ▶ Ranks 12th among active pitchers with 580 career outings and holds Tampa Bay's club record for most appearances by a Devil Rays pitcher...has logged 60-plus appearances in 6 straight seasons.
- ▶ Named to 2 American League All-Star teams (1996 with Chicago, 1999 with Tampa Bay).
- ▶ Participated in post-season play with the White Sox in 1993 (League Championship Series vs. Toronto) and with the Giants in 1997 (Division Series vs. Florida)...owns an 11.59 ERA in 4 career playoff outings (2.1 IP, 6 H, 3 ER).

### 2000

- ▶ Hernandez was obtained by the Royals on Jan. 8, 2001, in a 3-team deal that 1st sent him to the Oakland Athletics along with pitcher Cory Lidle in exchange for outfielder Ben Grieve and a player to be named later...the A's then sent Hernandez to the Royals along with catcher A.J. Hinch and shortstop Angel Berroa plus cash considerations in exchange for outfielder Johnny Damon, shortstop Mark Ellis and a player to be named later.
- ▶ Finished his final stint with Tampa Bay by posting a 4-7 record with 32 saves, the 9th-best mark in the league, and a 3.19 ERA in 68 games.
- ▶ Ranked 8th in the A.L. with an .800 save percentage (32-for-40)...tied for 6th in the league with 8 blown saves on the year, 4 more than he had during the 1999 campaign.

#### Hernandez's Career Bests

Season:		
Wins	7	1992
ERA	1.65	1992
SV	43	1999
IP	84.2	1996
SO	85	1996
Win Streak	5	96, 97

**Game:**  
Low Hit

-----  
SO  
7 - vs. Det., 6/21/92

- ▶ Surrendered home runs to Mo Vaughn, Tim Salmon and Troy Glaus in the 9th inning of Tampa Bay's game vs. Anaheim on April 21...it marked the 1st time in his career that he had given up more than 1 in a game...the 3 home runs were as many as he had allowed to the previous 485 batters he faced, dating back to July 4, 1998.
- ▶ Owned a season-high 7.36 ERA on May 7 after an 8-game stretch in which he surrendered 12 runs in 7.2 innings of work...logged a 2.15 ERA the remainder of the season, allowing just 14 earned runs in his last 58.2 innings pitched.
- ▶ Converted 25 of 26 save opportunities from June 9 to Sept. 25...posted a 1.33 ERA in 39 outings during that stretch.
- ▶ Earned his 250th career save at Detroit on July 24, tossing a hitless and scoreless 9th inning in Tampa Bay's 4-2 victory.
- ▶ Recorded a save in a season-high 7 straight outings from Aug. 15-31...gave up just 1 earned run over 7.2 innings.
- ▶ Notched his 100th save as a Devil Ray to preserve Tampa Bay's 5-1 win at Toronto on Sept. 25...owns 101 of the 111 saves in Devil Rays history.
- ▶ Took a 4-2 loss to Boston on Sept. 30 in his last appearance of the season...tied a career high with 7 defeats on the year, ranking behind only Cleveland's Steve Karsay (9) and Cleveland's Arthur Rhodes (8) in losses out of the bullpen.
- ▶ Recorded 12 saves and a 4.20 ERA before the All-Star break, but finished the season strong...logged 20 saves and a 1.93 ERA while holding opposing batters to a .229 average in the season's second half.
- ▶ Held right-handed batters to a .223 average, but lefties hit him at a .328 clip.
- ▶ Named by *The Sporting News* as one of the top 100 "Good Guys in Sports" from athletes among the 4 major sports in terms of civic responsibility and character.

**All-Time Save Leaders (Italic active)**

Rk	Player	Saves
1.	Lee Smith	478
2.	<i>John Franco</i>	420
3.	Dennis Eckersley	390
4.	Jeff Reardon	367
5.	Randy Myers	347
6.	Rollie Fingers	341
7.	<i>John Wetteland</i>	330
8.	Tom Henke	311
9.	Rich Gossage	310
10.	Jeff Montgomery	304
11.	<i>Doug Jones</i>	303
12.	Bruce Sutter	300
13.	<i>Rick Aguilera</i>	289
14.	<i>Trevor Hoffman</i>	271
15.	<b>Roberto Hernandez</b>	<b>266</b>
16.	<i>Rod Beck</i>	260
17.	Todd Worrell	256
18.	Dave Righetti	252
19.	Dan Quisenberry	244
20.	Sparky Lyle	238
21.	Hoyt Wilhelm	227
22.	Gene Garber	218
23.	<i>Gregg Olson</i>	217
24.	Dave Smith	216
25.	Bobby Thigpen	201

**1999**

- ▶ Selected Devil Rays MVP by the Tampa Bay chapter of the BBWAA.
- ▶ Saved a career-high 43 games, 5 more than his previous high of 38 he reached in 1996 and 1993 with the Chicago White Sox...became the 19th AL reliever to record 40 saves and 3rd Hispanic pitcher to reach the plateau, joining Mariano Rivera and Jose Mesa.
- ▶ Tied with John Wetteland of the Rangers for the 2nd-most saves in the league, two behind New York's Mariano Rivera.
- ▶ Converted 43 of 47 save opportunities, including 22 of his last 23, for a 91.5 percent success rate to rank 2nd in the league (Rivera - .918, 45-of-49).
- ▶ By saving 43 of Tampa Bay's 69 wins, he saved 62.3 percent of the team's victories, breaking the AL record of 60.6 percent set in 1990 by Chicago's Bobby Thigpen.
- ▶ Led the majors with 66 games finished.
- ▶ Ranked 7th in the AL with 72 appearances and a 3.07 ERA in relief...appeared in 70 games for the 4th time in his career.
- ▶ Notched 30 or more saves in a season for the 5th time in his career.
- ▶ Devil Rays were 52-20 in games he appeared.

10 straight scoreless outings, his longest such streak of the season...ERA was at a season-low 0.79 at the end of that stretch (April 23).

- ▶ Made his 2nd All-Star Game appearance on July 13 and tossed a perfect frame in the A.L. 4-1 victory.
- ▶ Had 26 saves and a 3.72 ERA at the break, while registering 17 saves and a 1.98 ERA in the second half.
- ▶ Tossed a hitless and scoreless 9th inning vs. Detroit on May 1 for his 200th career save, becoming only the 23rd pitcher to reach the plateau.
- ▶ Finished 2nd in the A.L. Roloids Relief Race with 119 points behind Mariano Rivera (129).

## 1998

- ▶ His 26 saves were third-most by a reliever on a first-year expansion team (Bryan Harvey, 1993 Marlins, 45; Gregg Olson, 1998 Diamondbacks, 30).
- ▶ Tied for 5th in A.L. with 58 games finished.
- ▶ Tied for 2nd in A.L. with 9 blown saves...Minnesota's Rick Aguilera had a league-high 11 and Seattle's Bobby Ayala also had 9.
- ▶ Didn't allow an earned run between May 10 to June 28, a span of 22 straight games (25.1 IP)...allowed one unearned run over that streak, June 7 vs. Montreal...earned 15 saves during that stretch and lowered his ERA from 7.80 to 2.97.
- ▶ Opponents hit him at a .212 clip (55-for-260), the lowest vs. any Devil Rays pitcher...held lefties to just a .184 average (25-for-136), 2nd in the A.L. behind Armando Benitez of Baltimore (.181).
- ▶ Allowed just 3 of 18 inherited runners to score (16.7 percent), tops on the staff.
- ▶ Saved 3 of the 4 Devil Rays wins in their 4-game sweep at Baltimore, May 15-18.
- ▶ Worked 2.0 innings at Oakland on Sept. 4 to earn his 24th save...he struck out a season-high 4 batters that night in his longest outing of the year.

## 1997

- ▶ Was 3rd in the A.L. in saves with 27 and was on pace for his first 40-save season when he was traded from the Chicago White Sox to the San Francisco Giants on July 31 as part of 9-player trade...was unscored upon in his last 10 appearances (8-for-8 in saves opportunities) with Chicago.
- ▶ Tied for the Major League lead with 10 relief wins for the 2 teams.
- ▶ Converted 27 of 31 save opportunities with the White Sox and 4 of 8 with the Giants.
- ▶ Earned his 148th career save on June 17 vs. the Cubs to surpass Willie Hernandez as the all-time saves leader among pitchers of Latin descent.
- ▶ Tied his career-best for 1 month with 9 saves in June leading the White Sox to their best month of 1997 (17-11)...was unscored upon in 14 of his 15 June appearances.
- ▶ Picked up 1st Giants and N.L. win at Cincinnati on Aug. 3 with 2.0 scoreless innings of relief...the Giants scored 5 runs in the top of the 10th.
- ▶ Registered 1st N.L. save vs. Cincinnati on Aug. 12 with 1.2 innings of scoreless work.
- ▶ Collected his 1st major league hit on Aug. 14 vs. the Cubs when he singled in his first big-league plate appearance off former Devil Rays teammate Ramon Tatis.

### The 60 Percent Club

In 1999, Hernandez became the 4th pitcher to save at least 60 percent of his team's wins since the save became an official statistic in 1969.

\* Bryan Harvey, Florida, 1993 saved 45 of the Marlins' 64 wins, 70.3 percent

\* Randy Myers, Cubs, 1993 saved 53 of the Cubs' 84 wins, 63.1 percent

\* **Roberto Hernandez, Rays, 1999 saved 43 of the Rays' 69 wins, 62.3 percent**

\* Bobby Thigpen, White Sox, 1990 saved 57 of the Sox 94 wins, 60.6 percent

league plate appearance off former Devil Rays teammate Ramon Tatis.

- ▶ Held opponents to a .177 (28-for-158) mark with men on base.
- ▶ Pitched in all 3 games of the Giants divisional series with the Marlins...he retired only 4 of the 12 batters he faced and was the loser in Game 2, a 7-6 defeat.

## 1996

- ▶ Finished 3rd in the A.L. with 38 saves, the 2nd-highest total in White Sox history.
- ▶ Converted 38 of 46 save opportunities (82.6 percent), including a club record 20 straight from April 3-June 14.
- ▶ Had the best month of his career in April, converting all 9 of his save opportunities without allowing a run over 14.0 innings...also struck out 22 batters.
- ▶ Didn't give up a run until a May 14 game vs. New York, his 14th outing of the season...the run broke a streak of 21.1 scoreless innings dating back to 1995.
- ▶ Led all A.L. relievers (min. 54.0 innings) with a 1.91 ERA.
- ▶ Also led the A.L. in games finished (61).
- ▶ Finished 2nd in the Rolands Relief Man standings behind New York's John Wetteland.
- ▶ Allowed 10 of his 18 earned runs in September...took a 1.26 ERA into the final month.
- ▶ Logged 84.2 innings, 6th-most in the league...posted a career-best 85 strikeouts.
- ▶ Became the 1st White Sox reliever since Bobby Thigpen (1990) to make the All-Star Game...tossed a scoreless inning and was involved in pre-game accident during team photos that resulted in Cal Ripken breaking his nose.
- ▶ Held A.L. hitters to a .208 average with men on base, the 4th-best mark in the league.
- ▶ Struck out all 6 batters he faced on July 25 vs. Texas.
- ▶ On July 19, he surrendered a home run to Kansas City's Bob Hamelin, his first allowed since Aug. 26, 1995, a span of 59.2 innings.

## 1995

- ▶ Finished the year with a 3-7 record with 32 saves and a 3.92 ERA in 60 games.
- ▶ Averaged 12.7 strikeouts per 9.0 innings to lead all Major League relievers...was the highest rate by a reliever in Chicago White Sox history.
- ▶ Converted 32 of 42 saves, including 20 of 24 after the All-Star break.

## 1994

- ▶ Posted a 4-4 mark with 14 saves and a 4.91 ERA...led the league with 45 games finished.
- ▶ Converted 14 of 20 save chances (70 percent) and held left-handed hitters to a .217 clip, the 6th-best mark in the league.

## 1993

- ▶ Took over as the ace of the bullpen and helped lead the White Sox to the A.L. West Division title by going 2-1 with 21 saves, 32 strikeouts and only 6 walks in 36.2 innings

### 40-Save Club – American League (Italic - Active)

Rk.	Name	Seasons
1.	Dennis Eckersley	4
2.	<i>John Wetteland</i>	4
3.	<i>Rick Aguilera</i>	2
	Dan Quisenberry	2
	Jeff Reardon	2
	<i>Mariano Rivera</i>	2
7.	Tom Gordon	1
	Bryan Harvey	1
	Tom Henke	1
	<b>Roberto Hernandez</b>	<b>1</b>
	<i>Mike Jackson</i>	1
	<i>Doug Jones</i>	1
	<i>Jose Mesa</i>	1
	Jeff Montgomery	1
	Randy Myers	1
	<i>Troy Percival</i>	1
	Dave Righetti	1
	Bobby Thigpen	1
	Duane Ward	1

- ▶ Finished 4th in the A.L. with 38 saves, the 2nd-highest total in club history behind Bobby Thigpen's major league record 57 saves.
- ▶ Converted 38 of 44 save opportunities (86.4 percent) and registered a 2.29 ERA, the 4th-best among A.L. relievers.
- ▶ Had a streak of 15 consecutive save conversions stopped at Kansas City on Sept. 15.
- ▶ Won the Roloids Relief monthly award for September.
- ▶ Saved Game 4 of the ALCS vs. Toronto, tying the series at 2-2 before the Blue Jays won the next 2 games.

## 1992

- ▶ Began the season at Vancouver (AAA) and was moved to the bullpen for the 1st time.
- ▶ Led A.L. relievers (min. 50 IP) in opponents batting average (.180) and was 3rd in relief ERA (1.65)...was 5-1 with 6 saves and a 0.44 ERA at home.
- ▶ Went 5-2 with 11 saves after the All-Star break...struck out 49 and walked 7 in 49.0 innings.
- ▶ Earned the 1st relief win of his career vs. Detroit on June 21..worked 4.2 innings and fanned a career-high 7 batters...named to *Baseball America's* Winter All-Star team after posting 16 saves and a 1.85 ERA for Mayaguez in Puerto Rican League.

## 1991

- ▶ Pitched at 4 levels of the White Sox organization...began season at Vancouver (AAA) but underwent potentially life-threatening surgery to transfer veins from his inner thigh to his right forearm on June 4...injury was diagnosed as blood clots after he suffered numbness in his right hand while pitching for Vancouver.
- ▶ Pitched in 1 game for Sarasota as part of a rehab assignment following his surgery...gave up just 2 hits and struck out 7 in his return.
- ▶ Joined the Birmingham Barons (AA) and posted a 2-1 mark with a 1.99 ERA in 4 starts.
- ▶ Made his Major League debut in a start vs. Kansas City on Sept. 2 after being recalled from Birmingham on Aug. 31...tossed no-hit ball through 6.0 innings before allowing a leadoff double to Bill Pecota in the 7th...gave up just 1 run on 1 hit over 7.0 innings to get a 5-1 win in what remains the longest outing in the big leagues.

## Minor League Notes

- ▶ Hernandez was selected by the California Angels in the 1st round (16th overall) of the 1986 June Free Agent Draft...signed by Al Goldis.
- ▶ 106 of his first 107 minor league appearances were starts...was 17-29 in his first 4 minor league seasons for 8 different minor league clubs.

## Miscellaneous Notes

- ▶ **Roberto Manuel Hernandez** and his wife Ivonne have 3 children, Kairy (6-4-92), Roberto Jr. (5-8-94) and Jose (12-1-99).
- ▶ Attended New Hampton (N.H.) High School and played college ball at the University of South Carolina-Aiken...the school's refurbished ballpark was named after Hernandez in 1993.
- ▶ In September 1998, Roberto earmarked \$100,000 a year for 3 years to the Puerto Rico All-Stars Fund to benefit the Puerto Rico Community Foundation and EduDeportes, 2 organizations that direct a number of successful youth-related educational and character-building programs.
- ▶ Organized an autograph show to benefit the hurricane disaster relief fund for Puerto Rico and the Dominican Republic in the winter of 1998...was nominated for the Florida Sports Awards Hometown Hero Award in 1998.

Year	Club	W-L	ERA	G	GS	CG	SHO	SV	IP	H	R	ER	HR	HB	BB	SO	WP	BK
1986	Salem	2-2	4.58	10	10	0	0	0	55.0	57	37	28	3	1	42	38	6	0
1987	Quad City	2-3	6.86	7	6	0	0	1	21.0	24	21	16	2	2	12	21	5	0
1988	Quad City	9-10	3.17	24	24	6	1	0	164.2	157	58	48	8	6	48	114	7	5
	Midland	0-2	6.57	3	3	0	0	0	12.1	16	13	9	0	1	8	7	1	0
1989	Palm Springs	1-4	4.64	7	7	0	0	0	42.2	49	27	22	2	2	16	33	4	0
	Midland	2-7	6.89	12	12	0	0	0	64.0	94	57	49	4	2	30	42	4	1
	South Bend	1-1	3.33	4	4	0	0	0	24.1	19	9	9	1	0	7	17	0	0
1990	Birmingham	8-5	3.67	17	17	1	0	0	108.0	102	57	44	6	6	43	62	3	1
	Vancouver	3-5	2.84	11	11	3	1	0	79.1	73	33	25	4	2	26	49	3	0
1991	Vancouver	4-1	3.22	7	7	0	0	0	44.2	41	17	16	2	0	23	40	1	0
	Sarasota	0-0	0.00	1	1	0	0	0	6.0	2	0	0	0	0	0	7	0	0
	Birmingham	2-1	1.99	4	4	0	0	0	22.2	11	5	5	2	2	6	25	2	0
	CHICAGO (AL)	1-0	7.80	9	3	0	0	0	15.0	18	15	13	1	0	7	6	1	0
1992	Vancouver	3-3	2.61	9	0	0	0	2	20.2	13	9	6	0	0	11	23	0	1
	CHICAGO (AL)	7-3	1.65	43	0	0	0	12	71.0	45	15	13	4	4	20	68	2	0
1993	CHICAGO (AL)	3-4	2.29	70	0	0	0	38	78.2	66	21	20	6	0	20	71	2	0
1994	CHICAGO (AL)	4-4	4.91	45	0	0	0	14	47.2	44	29	26	5	1	19	50	1	0
1995	CHICAGO (AL)	3-7	3.92	60	0	0	0	32	59.2	63	30	26	9	3	28	84	1	0
1996	CHICAGO (AL)	6-5	1.91	72	0	0	0	38	84.2	65	21	18	2	0	38	85	6	0
1997	CHICAGO (AL)	5-1	2.44	46	0	0	0	27	48.0	38	15	13	5	1	24	47	2	0
	SAN FRANCISCO	5-2	2.48	28	0	0	0	4	32.2	29	9	9	2	0	14	35	1	0
1998	TAMPA BAY	2-6	4.04	67	0	0	0	26	71.1	55	33	32	5	5	41	55	1	0
1999	TAMPA BAY	2-3	3.07	72	0	0	0	43	73.1	68	27	25	1	4	33	69	3	0
2000	TAMPA BAY	4-7	3.19	68	0	0	0	32	73.1	76	33	26	9	3	23	61	2	1
A.L. Totals		37-40	3.06	552	3	0	0	262	622.2	538	239	212	47	21	253	596	21	1
N.L. Totals		5-2	2.48	28	0	0	0	4	32.2	29	9	9	2	0	14	35	1	0
Major League Totals		42-42	3.04	580	3	0	0	266	655.1	567	248	221	49	21	267	631	22	1

1986 Selected by the California Angels in the 1st round (16th overall) of the June Free Agent Draft...signed by Al Goldis.

1989 Obtained by the Chicago White Sox with Mark Doran in exchange for Mark Davis, Aug. 2.

1997 Obtained by the San Francisco Giants with Wilson Alvarez and Danny Darwin in exchange for Keith Foulke, Bobby Howry, Lorenzo Barcelo, Ken Vining, Michael Caruso and Brian Manning, July 31.

Signed with the Tampa Bay Devil Rays as a free agent, Nov. 18.

2001 Obtained by the Oakland Athletics with Cory Lidle in exchange for Ben Grieve, Jan. 8.

Obtained by the Royals with A.J. Hinch, Angel Berroa and cash considerations in exchange for Johnny Damon, Mark Ellis and a player to be named later, Jan. 8.

#### Hernandez's Division Series Record

Year	Club, Opp.	W-L	ERA	G	GS	CG	SHO	SV	IP	H	R	ER	HR	HB	BB	SO	WP	BK
1997	SF vs. Fla.	0-1	20.25	3	0	0	0	0	1.1	5	3	3	0	0	3	1	0	0

#### Hernandez's League Championship Record

Year	Club, Opp.	W-L	ERA	G	GS	CG	SHO	SV	IP	H	R	ER	HR	HB	BB	SO	WP	BK
1993	Chi. vs. Tor.	0-0	0.00	4	0	0	0	1	4.0	4	0	0	0	0	0	1	0	0

#### Hernandez's All-Star Game Record

Year	Club, Site	W-L	ERA	G	GS	CG	SHO	SV	IP	H	R	ER	HR	HB	BB	SO	WP	BK
1996	A.L., Phi.	0-0	0.00	1	0	0	0	0	1.0	1	0	0	0	0	0	0	0	0
1999	A.L., Bos.	0-0	0.00	1	0	0	0	0	1.0	0	0	0	0	0	0	0	0	0
ASG Totals		0-0	0.00	2	0	0	0	0	2.0	1	0	0	0	0	0	0	0	0

#### Hernandez's M.L. Batting Totals

	AVG.	AB	H	HR	RBI
M.L. Totals	.500	2	1	0	0

#### Hernandez's Career Fielding

POSITION	PCT.	G	PO	A	E	TC	DP
Pitcher	.917	580	30	71	9	109	5

## Hernandez's 2000 and Career Breakdown

	2000							CAREER						
	W-L	S	ERA	G	IP	H	ER	W-L	S	ERA	G	IP	H	ER
<b>vs. American League</b>														
vs. Anaheim	0-1	1	10.50	5	6.0	11	7	4-4	15	4.20	43	49.1	46	23
Baltimore	1-0	4	0.00	7	8.2	4	0	2-3	25	1.24	43	51.0	35	7
Boston	0-1	4	5.68	6	6.1	8	4	3-3	21	3.53	45	51.0	49	20
Chicago	0-1	1	0.00	4	5.0	5	0	1-1	6	0.57	14	15.2	9	1
Cleveland	0-0	1	2.45	3	3.2	5	1	1-2	19	3.00	39	39.0	40	13
Detroit	1-1	3	1.50	5	6.0	4	1	5-6	23	3.83	44	51.2	39	22
Kansas City	0-1	4	0.00	5	3.2	3	0	4-6	27	2.77	44	55.1	38	17
Minnesota	0-1	2	2.45	4	3.2	5	1	1-3	20	3.61	42	42.1	40	17
New York	1-0	1	3.00	3	3.0	3	1	3-1	12	3.50	35	36.0	37	14
Oakland	0-0	1	0.00	2	2.2	3	0	5-3	18	4.60	41	47.0	46	24
Seattle	0-1	1	6.43	6	7.0	8	5	0-3	18	3.71	42	43.2	45	18
Tampa Bay	-	-	-	-	-	-	-	-	-	-	-	-	-	-
Texas	0-0	2	7.20	6	5.0	9	4	2-0	14	3.86	38	44.1	47	19
Toronto	0-0	2	0.00	5	5.2	1	0	2-2	21	1.51	33	41.2	26	7
<b>vs. National League</b>	<b>W-L</b>	<b>S</b>	<b>ERA</b>	<b>G</b>	<b>IP</b>	<b>H</b>	<b>ER</b>	<b>W-L</b>	<b>S</b>	<b>ERA</b>	<b>G</b>	<b>IP</b>	<b>H</b>	<b>ER</b>
vs. Arizona	-	-	-	-	-	-	-	-	-	-	-	-	-	-
Atlanta	0-0	1	0.00	1	0.2	1	0	0-1	1	4.16	4	4.1	6	2
Chicago	-	-	-	-	-	-	-	0-0	1	2.45	4	3.2	2	1
Cincinnati	-	-	-	-	-	-	-	1-0	2	3.00	4	6.0	6	2
Colorado	-	-	-	-	-	-	-	1-0	0	0.00	1	2.0	0	0
Florida	0-0	2	9.00	2	2.0	5	2	0-1	4	7.56	8	8.1	12	7
Houston	-	-	-	-	-	-	-	1-0	1	0.00	3	3.1	2	0
Los Angeles	-	-	-	-	-	-	-	0-0	1	0.00	2	2.2	1	0
Milwaukee	-	-	-	-	-	-	-	3-2	11	1.15	28	31.1	22	4
Montreal	0-0	2	0.00	2	1.1	0	0	0-1	3	2.25	9	8.0	8	2
New York	-	-	-	-	-	-	-	0-0	2	0.00	3	3.1	1	0
Philadelphia	1-0	0	0.00	2	3.0	1	0	2-0	1	0.00	7	9.0	3	0
Pittsburgh	-	-	-	-	-	-	-	0-0	0	0.00	1	1.1	1	0
St. Louis	-	-	-	-	-	-	-	-	-	-	-	-	-	-
San Diego	-	-	-	-	-	-	-	1-0	1	2.45	3	3.2	6	1
San Francisco	-	-	-	-	-	-	-	-	-	-	-	-	-	-
<b>Monthly</b>	<b>W-L</b>	<b>S</b>	<b>ERA</b>	<b>G</b>	<b>IP</b>	<b>H</b>	<b>ER</b>	<b>W-L</b>	<b>S</b>	<b>ERA</b>	<b>G</b>	<b>IP</b>	<b>H</b>	<b>ER</b>
March/April	1-2	2	4.85	11	13.0	19	7	3-6	29	2.96	77	85.0	69	28
May	0-0	3	6.23	12	13.0	18	9	4-6	46	4.32	90	98.0	94	47
June	1-0	6	1.54	11	11.2	9	2	8-5	50	3.00	105	117.0	93	39
July	0-1	9	0.96	11	9.1	5	1	4-9	52	2.90	106	111.2	95	36
August	1-1	8	1.13	13	16.0	11	2	11-6	46	1.86	102	121.0	84	25
September/October	1-3	4	4.35	10	10.1	14	5	12-10	43	3.67	100	122.2	132	50
<b>Situational Pitching</b>	<b>W-L</b>	<b>S</b>	<b>ERA</b>	<b>G</b>	<b>IP</b>	<b>H</b>	<b>ER</b>	<b>W-L</b>	<b>S</b>	<b>ERA</b>	<b>G</b>	<b>IP</b>	<b>H</b>	<b>ER</b>
Home	2-6	16	4.06	41	44.1	53	20	23-21	139	2.91	302	340.1	299	110
Away	2-1	16	1.86	27	29.0	23	6	19-21	127	3.17	278	315.0	268	111
Before ASG	2-3	12	4.20	36	40.2	49	19	17-20	140	3.36	312	337.2	296	126
After ASG	2-4	20	1.93	32	32.2	27	7	25-22	126	2.69	272	317.1	271	95
Starter	-	-	-	-	-	-	-	1-0	0	6.35	3	11.1	10	8
Reliever	4-7	32	3.19	68	73.1	76	26	41-42	266	2.99	577	641.2	567	213



#12

**Height, Weight:**

6-1, 205

**Bats/Throws:**

Right/Right

**Resides:**

Scottsdale, Ariz.

**Birthdate (Age):**

May 15, 1974 (26)

**Birthplace:**

Waverly, Iowa

**Acquired:**

Obtained from the Oakland Athletics with Roberto Hernandez, Angel Berroa and cash considerations in exchange for Johnny Damon, Mark Ellis and a player to be named later, Jan. 8, 2001

**Contract Status:**

Signed through 2001

**M.L. Service:**

2 years, 20 days

# A.J. Hinch

## Catcher

### Career Notes

- ▶ Hinch owns a .225 career average with 16 home runs and 59 RBI since coming up with Oakland in 1998 following a stellar collegiate career at Stanford...has seen action in 202 big league games, including 178 starts at catcher.

### 2000

- ▶ Hinch spent the first 5 months of 2000 at Sacramento (AAA)...hit .266 with 65 runs and 47 RBI in 109 games at Sacramento...caught a team-high 87 games...recorded 3 4-hit games and 2 4-RBI contests for the River Cats.
- ▶ Homered in his first 2 Triple-A games and hit safely in his first 7 contests for a .424 average.
- ▶ Belted 4 home runs and knocked in 17 runs over his first 24 games with Sacramento, but tallied just 2 homers and 30 RBI over his final 85 games.
- ▶ Put together a 9-game hitting streak from April 27-May 7 and hit safely in 10-straight games from May 28-June 9.
- ▶ Committed just 4 errors behind the plate for a .994 fielding percentage...also appeared in 1 game at 1st base and batted .270 with 3 homers and 12 RBI in 21 starts as the designated hitter for the River Cats.
- ▶ Joined Oakland as a September call-up...was 2-for-8 (.250) in 6 games (2 starts) with the parent club.

### 1999

- ▶ Was the A's Opening Day starter behind the plate, but struggled offensively the first 3 months of the season...ended up splitting the 2nd half of the season between Vancouver and Oakland...batted .377 (23-for-61) with 2 HR and 7 RBI in his 15 games at Vancouver.
- ▶ Hit just .160 in April and .204 in May for the A's...his average remained under .200 until a two-hit performance at Detroit on June 19 lifted it to .200 exactly.
- ▶ Was hitting .203 when he was optioned to Vancouver on July 12...hit .364 (16-for-44) during a 10-game stay with the Canadians and returned to Oakland on July 26.
- ▶ Belted his 1st career grand slam at Toronto on Aug. 14 to give him a career-high 4 RBI.

#### Hinch's Career Bests

Season:		
<b>Avg:</b>	.231	1998
<b>Hits</b>	78	1998
<b>HR</b>	9	1998
<b>RBI</b>	35	1998
<b>SB</b>	6	1999
<b>Hit Streak</b>	8	1998

#### Game Highs:

<b>Hits</b>	3 - 4 times
	Last: at Bos., 8/27/98
<b>Home Runs</b>	1 - 16 times
	Last: vs. Cle., 8/24/99
<b>RBI</b>	4 - at Tor., 8/14/99
<b>SB</b>	1 - 9 times
	Last: at Bos., 8/16/99

- ▶ Was sent back down to Vancouver on Aug. 27...hit .412 (7 for 17) in 5 games with the Canadians and returned to Oakland on Sept. 6 following the conclusion of the regular season for Vancouver...appeared in just 4 of the A's final 24 games.
- ▶ Threw out 10-of-52 (19.2 percent) attempted base stealers with the A's and tied for the team lead with 9 sacrifice hits after leading the A's with 13 the year before.

## 1998

- ▶ Made his Major League debut with the A's in 1998 after just 1 season of professional baseball...was named the No. 1 catching prospect by *Baseball Weekly* entering the 1998 season and was named to the Topps Rookie All-Star team following the season.
- ▶ Spent the entire year in Oakland and hit .231...was the A's opening night starter behind the plate and started each of the A's first 8 games.
- ▶ Collected his 1st big league hit off New York's David Cone on April 4 with a single in the 6th inning...1st homer came at Boston on April 14, a 2nd inning solo shot off Butch Henry.
- ▶ Suffered a concussion on April 16 after he was hit in the face attempting to catch a foul ball by Hal Morris...missed 2 games.
- ▶ Put together a career-best 8-game hitting streak from May 22 to June 6.
- ▶ Snapped a 36-game, 83 at-bat homerless streak by homering in consecutive games on Aug. 16 at Detroit and Aug. 17 against Toronto...homered 9 times on the season and 6 of those either tied the game or put the A's ahead, as did 17 of his 35 RBI...led the A's with 13 sacrifice hits, which tied him for 2nd in the league.
- ▶ Tied for the lead among all A.L. catchers with 9 errors...his 8 double plays also tied for the lead among all league catchers...tossed out 22-of-90 (24.4 percent) attempted base stealers.

## Minor League Notes

- ▶ Hinch was selected by Oakland in the 3rd round of the 1996 June Free Agent Draft.
- ▶ Named to the 1997 Howe Sports Data All-Star team in his 1st professional season...began the year at Modesto (A) but finished the year with the Pacific Coast League Champion Edmonton Trappers...batted a combined .328 at with 24 HR and 97 RBI in 134 games.
- ▶ Batted .309 at Modesto in 1997, ranking 10th in the California League for the season...also finished 2nd with a .583 slugging percentage...played in just 95 games at Modesto before his promotion, but still finished 2nd on the club in home runs (20), tied for 3rd in runs (70) and doubles (25) and 3rd in RBI (73).
- ▶ Was promoted to Edmonton on July 21...earned PCL Player-of-the-Week honors in his 1st week at Triple-A...was 5-for-5 vs. Albuquerque on July 29 to boost his average to .680 (17-for-25) after 9 games...went 30-for-100 (.300) over his last 29 games to finish the Triple-A portion of his season at .376...also hit .360 with a home run and 11 RBI in 7 playoff games with the PCL Champion Trappers.

## Miscellaneous Notes

- ▶ **Andrew Jay Hinch** is married to Erin...graduated from Midwest City (Okla.) High School in 1992...was the Gatorade Circle of Champions National High School Baseball Player of the Year.
- ▶ Drafted by the Chicago White Sox in the 2nd round of the 1992 June Free Agent Draft but decided to attend Stanford where he majored in psychology...was a Freshman All-American after leading the Cardinal with a .350 batting average and played for Team USA that summer.
- ▶ Was a third-team All-America selection by *Baseball America* in 1994 and was also an All-Six-Pac selection...was a consensus first-team All-America selection and the Pac-10 Southern Division Co-Player of the Year as a junior...led the Cardinal with a .366 average.
- ▶ Selected by Minnesota in the 3rd round of the 1995 June Free Agent Draft but returned to Stanford for his senior season...was the Pac-10 Southern Division Player of the Year as a senior and was also a *Baseball America* Second-Team All-America selection after batting .381 with 11 HR and 59 RBI for the Cardinal.

- ▶ Was on the 1996 U.S. Olympic Team and did not play professionally in 1996...hit .337 overall for Team USA with 3 home runs and 15 RBI, including a 5-for-21 performance (.238) with a homer and 3 RBI in the Olympic Games where the U.S. team won the Bronze Medal.
- ▶ Was involved with the A's Read to Exceed program and the Avanti Foundation.

Year	Club	AVG.	G	AB	R	H	2B	3B	HR	RBI	SH	SF	HP	BB	SO	SB-CS	E
1997	Modesto	.309	95	333	70	103	25	3	20	73	4	4	11	42	68	8-3	3
	Edmonton	.376	39	125	23	47	7	0	4	24	0	0	3	20	13	2-0	3
1998	OAKLAND	.231	120	337	34	78	10	0	9	35	13	7	4	30	89	3-0	9
1999	OAKLAND	.215	76	205	26	44	4	1	7	24	9	1	2	11	41	6-2	5
	Vancouver	.377	15	61	9	23	3	0	2	7	0	0	1	3	12	1-1	1
2000	Sacramento	.266	109	417	65	111	23	2	6	47	2	5	7	45	67	5-5	4
	OAKLAND	.250	6	8	1	2	0	0	0	0	0	0	1	1	0-0	0	
Major League Totals		.225	202	550	61	124	14	1	16	59	22	8	6	42	131	9-2	14

1996 Selected by the Oakland Athletics in the 3rd round of the June Free Agent Draft.

2001 Obtained by the Royals with Roberto Hernandez, Angel Berroa and cash considerations in exchange for Johnny Damon, Mark Ellis and a player to be named later, Jan. 8.

### Hinch's Career Fielding

POSITION	PCT.	G	PO	A	E	TC	DP
Catcher	.986	196	979	73	15	1067	12

### Hinch's 2000 and Career Breakdown

	2000					CAREER				
	AVG.	AB	H	HR	RBI	AVG.	AB	H	HR	RBI
<b>vs. American League</b>										
vs. Anaheim	-	-	-	-	-	.220	41	9	0	4
Baltimore	.000	2	0	0	0	.288	52	15	2	9
Boston	-	-	-	-	-	.233	43	10	2	6
Chicago	-	-	-	-	-	.160	25	4	0	2
Cleveland	-	-	-	-	-	.255	51	13	1	9
Detroit	-	-	-	-	-	.214	42	9	1	2
Kansas City	-	-	-	-	-	.200	25	5	2	3
Minnesota	-	-	-	-	-	.243	37	9	1	3
New York	-	-	-	-	-	.205	39	8	1	4
Oakland	-	-	-	-	-	-	-	-	-	-
Seattle	-	-	-	-	-	.171	35	6	2	3
Tampa Bay	-	-	-	-	-	.212	33	7	0	1
Texas	.000	1	0	0	0	.176	34	6	0	0
Toronto	.400	5	2	0	0	.269	52	14	4	11
<b>vs. National League</b>										
vs. Arizona	-	-	-	-	-	.200	10	2	0	0
Colorado	-	-	-	-	-	.286	7	2	0	2
Los Angeles	-	-	-	-	-	.200	5	1	0	0
San Diego	-	-	-	-	-	.250	8	2	0	0
San Francisco	-	-	-	-	-	.182	11	2	0	0
<b>Monthly</b>										
March/April	-	-	-	-	-	.234	124	29	4	14
May	-	-	-	-	-	.196	107	21	3	9
June	-	-	-	-	-	.231	91	21	1	5
July	-	-	-	-	-	.207	58	12	0	5
August	-	-	-	-	-	.276	105	29	6	19
September/October	.250	8	2	0	0	.185	65	12	2	7
<b>Situational Hitting</b>										
Home	.000	1	0	0	0	.226	257	58	7	25
Road	.286	7	2	0	0	.225	293	66	9	34
Day	.250	8	2	0	0	.259	228	59	8	28
Night	-	-	-	-	-	.202	322	65	8	31
Natural Grass	.000	3	0	0	0	.221	471	104	12	46
Artificial Turf	.400	5	2	0	0	.253	79	20	4	13
Before ASG	-	-	-	-	-	.224	335	75	8	29
After ASG	.250	8	2	0	0	.228	215	49	8	30
vs. LHP	.000	4	0	0	0	.215	144	31	4	11
vs. RHP	.500	4	2	0	0	.229	406	93	12	48
with RISP	.000	2	0	0	0	.203	128	26	2	41
Bases Loaded	-	-	-	-	-	.182	11	2	1	10
Pinch Hitter	.000	1	0	0	0	.000	4	0	0	0
Desig. Hitter	.000	1	0	0	0	.000	1	0	0	0



#18

**Height, Weight:**

6-2, 200

**Bats/Throws:**

Left/Right

**Resides:**

Miami, Fla.

**Birthdate (Age):**

June 2, 1972 (28)

**Birthplace:**

Manhattan, N.Y.

**Acquired:**

Signed by the Royals as a minor league free agent, Jan. 19, 2001

**Contract Status:**

Signed through 2001

**M.L. Service:**

3 years, 20 days

# Raul Ibanez

## Outfielder (non-roster)

### Career Notes

- ▶ Spent all of his big league career with Seattle, posting a .241 average with 14 home runs and 58 RBI since breaking into the majors with the Mariners in 1996.

### 2000

- ▶ Ibanez was used primarily as a pinch-hitter and reserve outfielder for the Mariners...hit .229 with 21 runs and 15 RBI in 92 games for the A.L. Wild Card team.
- ▶ Tied a career high with 3 hits in his 1st appearance of the year against New York on April 8...added a home run and 2 RBI in the game.
- ▶ Matched his career high again with 3 hits vs. Toronto on July 29.
- ▶ Placed on the 15-day Disabled List on Aug. 8 with a strained groin and was reinstated on Aug. 22.
- ▶ Stroked a pinch-hit single against Kansas City on Sept. 11 to snap a personal 0-for-23 stretch as a pinch-hitter, dating back to May 12, 1999.
- ▶ Delivered a crucial 2-run double in the 6th inning of Seattle's 5-2 win at Anaheim on Oct. 1 in the final game of the season.
- ▶ Batted .375 (3-for-8) with 2 runs for Seattle in the A.L. Division Series against the Chicago White Sox...went 0-for-9 with 2 strikeouts in six games in the A.L. Championship Series vs. the Yankees.

### 1999

- ▶ Played several positions for the Mariners in his 1st full Major League season...saw action at catcher (1 game), first base (21 games, 18 starts), left field (22 games, 7 starts) and right field (39 games, 22 starts)...made his 1st big league appearance at catcher against Texas on April 13.
- ▶ Spent May 18-June 4 on the Disabled List with a pinched nerve in his neck...completed a rehab assignment with Tacoma from May 26-June 3.
- ▶ Knocked in the game-winning run in the 12th inning of Seattle's 2-1 victory at Oakland on June 29.
- ▶ Hit his 1st Major League grand slam off San Diego's Carlos Reyes on July 17...it was the 1st grand slam at SAFECO Field.
- ▶ Put together a 6-game hitting streak, the longest of his career, from Sept. 20-29...batted .381 (8-for-21) with 2 home runs and 3 RBI over that stretch.
- ▶ Went 3-for-4 with a game-ending

#### Ibanez's Career Bests

##### Season:

<b>Avg:</b>	.258	1999
<b>Hits</b>	54	1999
<b>HR</b>	9	1999
<b>RBI</b>	27	1999
<b>SB</b>	5	1999
<b>Hit Streak</b>	6	1999

##### Game Highs:

<b>Hits</b>	3 - 4 times
	Last: vs. Tor., 7/29/00
<b>Home Runs</b>	1 - 14 times
	Last: vs. Oak., 8/26/00
<b>RBI</b>	4 - vs. SD, 7/17/99
<b>SB</b>	1 - 6 times
	Last: vs. LA, 7/7/00

home run off Anaheim's Shigetoshi Hasegawa in Seattle's 3-2 victory on Sept. 26...hit a homer in his 1st at-bat the following day off Rick Helling at Texas.

## 1998

- ▶ Started the 1998 season on the 60-day Disabled List recovering from surgery on a frayed labrum in the right shoulder, an injury that took place during winter ball...had his 2nd stint on the D.L. from July 7-14 with a bruised right heel.
- ▶ Hit .216 in 52 games with Tacoma before being recalled to Seattle on Aug. 7...his 1st at-bat was a pinch-hit, bases-loaded, 2-RBI double that night at Detroit.
- ▶ Batted .271 with 4 doubles and 8 RBI in September and played with Santurce over the winter.

## 1997

- ▶ Began the year at Tacoma (AAA) and hit .304 in 111 games before being recalled by Seattle on Aug. 6...collected his 1st big league hit, a triple, and an RBI off Doug Drabek in Comiskey Park in Game 1 on Aug. 16.
- ▶ Optioned back to Tacoma on Aug. 16 but was recalled again by Seattle on Aug. 31...registered his 1st Major League home run with a 3-run shot off Oakland's Mike Oquist into the Kingdome's 3rd deck in right field on Sept. 26.
- ▶ Hit .360 with 7 doubles and 7 home runs in 29 games at winter ball in Santurce before shoulder tendinitis cut his season short.

## 1996

- ▶ Played at 3 levels in the Mariners organization, including his 1st game at the big league level...began the season at Tacoma (AAA) but was optioned to Port City (AA) on April 13.
- ▶ Promoted back to Tacoma on May 3 and was recalled by Seattle on July 31...made his big league debut at Milwaukee on Aug. 1...fled out as a pinch hitter in the 9th inning.
- ▶ Made his only start as the designated hitter against Cleveland on Aug. 7...optioned back to Tacoma on Aug. 8.
- ▶ Played 109 games in Tacoma's outfield after spending the previous season as a catcher.

## Minor League Notes

- ▶ Ibanez was selected in the 36th round of the 1992 June Free Agent Draft.
- ▶ Started his pro career with Tempe in 1992...hit .308 in 33 games.
- ▶ Opened the 1993 season at Appleton, Seattle's Class A affiliate in the Midwest League...hit .274 with 21 RBI in 52 games before being sent to Bellingham (A) on June 16...batted .284 in 43 games in the Northwest League.
- ▶ Spent 1994 at Appleton (A)...batted .312, a mark which would have ranked 6th in the Midwest League, but he finished 15 plate appearances shy of qualifying...was selected to participate in the Midwest League All-Star game but was on the D.L. from June 4-July 16 with a bruised right shoulder.
- ▶ Named Mariners Minor League Player of the Year in 1995 despite missing the beginning of the season with a fractured left wrist...drove in 108 runs in just 95 games for Riverside (A).
- ▶ Activated on May 12, 1995, and was assigned to Riverside in the California League...ranked 2nd in the league in average (.332), RBI (108) and slugging percentage (.612)...his batting average led all minor league catchers...named California League Player of the Week for July 16-22, 1995, and posted consecutive 5-RBI games on Aug. 18-19 against Bakersfield...notched 13 RBI and hit a homer in 3-consecutive games from Aug. 16-19.
- ▶ Earned a spot on the league's All-Star team and was honored by *Baseball America* as its Class A All-Star catcher for 1995.

## Miscellaneous Notes

- ▶ **Raul Javier Ibanez** is single...graduated from Miami (Fla.) Sunset High School in 1991.
- ▶ Attended Miami-Dade Community College and was an all-conference selection in baseball.
- ▶ Converted from an outfielder in high school to a catcher in the pros...now back in the outfield.

Year	Club	AVG.	G	AB	R	H	2B	3B	HR	RBI	SH	SF	HP	BB	SO	SB-CS	E
1992	Tempe	.308	33	120	25	37	8	2	1	16	0	0	2	9	18	1-2	4
1993	Appleton	.274	52	157	26	43	9	0	5	21	1	2	1	24	31	0-2	2
	Bellingham	.284	43	134	16	38	5	2	0	15	0	1	0	21	23	0-3	1
1994	Appleton	.312	91	327	55	102	30	3	7	59	0	2	2	32	37	10-5	10
1995	Riverside	.332	95	361	59	120	23	9	20	108	0	1	2	41	49	4-3	12
1996	Tacoma	.284	111	405	59	115	20	3	11	47	0	5	2	44	56	7-7	11
	Port City	.368	19	76	12	28	8	1	1	13	0	1	0	8	7	3-2	4
	SEATTLE	.000	4	5	0	0	0	0	0	0	0	0	1	0	1	0-0	0
1997	Tacoma	.304	111	438	84	133	30	5	15	84	3	4	1	32	75	7-5	5
	SEATTLE	.154	11	26	3	4	0	1	1	4	0	0	0	0	6	0-0	0
1998	Tacoma	.216	52	190	24	41	8	1	6	25	0	2	0	24	47	1-1	1
	SEATTLE	.255	34	98	12	25	7	1	2	12	0	0	0	5	22	0-0	1
1999	SEATTLE	.258	87	209	23	54	7	0	9	27	0	1	0	17	32	5-1	3
	Tacoma	.355	8	31	6	11	1	0	3	5	0	0	0	1	7	1-1	0
2000	SEATTLE	.229	92	140	21	32	8	0	2	15	0	1	1	14	25	2-0	2
	Tacoma	.250	10	40	3	10	4	0	0	6	0	0	0	1	3	0-0	0

Major League Totals .241 228 478 59 115 22 2 14 58 0 2 2 36 86 7-1 6

1992 Selected by the Seattle Mariners in the 36th round of the June Free Agent Draft...signed by Fernando Arguelles.

2001 Signed by the Royals as a minor league free agent, Jan. 19.

### Ibanez's Division Series Record

Year	Club vs. Opp.	AVG.	G	AB	R	H	2B	3B	HR	RBI	SH	SF	HP	BB	SO	SB	E
2000	Sea. vs. Chi. (AL)	.375	3	8	2	3	0	0	0	0	0	0	0	0	0	0-0	0

### Ibanez's Championship Series Record

Year	Club, Opp.	AVG.	G	AB	R	H	2B	3B	HR	RBI	SH	SF	HP	BB	SO	SB	E
2000	Sea. vs. NY (AL)	.000	6	9	0	0	0	0	0	0	0	0	0	0	2	0-0	0

### Ibanez's Career Fielding

POSITION	PCT.	G	PO	A	E	TC	DP
Outfield	.985	166	190	3	3	196	1
First Base	.989	40	253	12	3	268	31
Catcher	1.000	1	4	0	0	4	0

### Ibanez's 2000 and Career Breakdown

vs. American League	2000					CAREER				
	AVG.	AB	H	HR	RBI	AVG.	AB	H	HR	RBI
vs. Anaheim	.385	13	5	0	2	.295	44	13	1	3
Baltimore	.250	4	1	0	0	.304	23	7	1	2
Boston	.000	2	0	0	0	.231	26	6	0	0
Chicago	.143	7	1	1	1	.250	32	8	3	9
Cleveland	.000	3	0	0	0	.190	21	4	0	1
Detroit	.100	10	1	0	2	.229	35	8	1	5
Kansas City	.296	27	8	0	3	.255	55	12	1	8
Minnesota	.182	11	2	0	3	.243	37	9	0	3
New York	.250	12	3	1	2	.189	37	7	2	4
Oakland	.214	14	3	0	1	.246	61	23	2	11
Tampa Bay	.200	5	1	0	1	.188	16	3	1	3
Texas	.273	11	3	0	0	.282	39	11	1	3
Toronto	.571	7	4	0	0	.294	17	5	0	1
vs. National League	AVG.	AB	H	HR	RBI	AVG.	AB	H	HR	RBI
vs. Arizona	.000	0	0	0	0	.000	2	0	0	0
Colorado	.000	2	0	0	0	.000	2	0	0	0
Los Angeles	.000	6	0	0	0	.182	11	2	0	1
Milwaukee	-	-	-	-	-	.000	2	0	0	0
San Diego	.000	5	0	0	0	.176	17	3	1	4
San Francisco	.000	1	0	0	0	.000	1	0	0	0
Monthly	AVG.	AB	H	HR	RBI	AVG.	AB	H	HR	RBI
March/April	.278	36	10	1	6	.295	44	13	1	7
May	.192	26	5	0	2	.229	35	8	0	3
June	.200	20	4	0	3	.240	54	13	0	4
July	.214	28	6	0	0	.258	62	16	2	8
August	.071	14	1	1	1	.170	106	18	5	16
September/October	.375	16	6	0	3	.266	177	47	6	20
Situational Hitting	AVG.	AB	H	HR	RBI	AVG.	AB	H	HR	RBI
Home	.200	70	14	2	4	.227	216	49	7	25
Road	.257	70	18	0	11	.252	262	66	7	33
Day	.215	65	14	1	5	.242	76	44	7	25
Night	.240	75	18	1	10	.240	296	71	7	33
Natural Grass	.224	125	28	2	11	.238	361	86	11	42
Artificial Turf	.267	15	4	0	4	.248	117	29	3	16
Before ASG	.223	94	21	1	11	.266	154	41	1	15
After ASG	.239	46	11	1	4	.228	324	74	13	43
vs. LHP	.333	9	3	0	0	.244	45	11	1	3
vs. RHP	.221	131	29	2	15	.240	433	104	13	55
with RISP	.200	40	8	0	13	.243	144	35	3	44
Bases Loaded	.100	9	1	0	2	.200	20	4	1	13
Pinch Hitter	.133	15	2	0	1	.162	37	6	0	3
Desig. Hitter	.000	1	0	0	0	.000	8	0	0	0



#32

**Height, Weight:**  
6-1, 210

**Bats/Throws:**  
Left/Right

**Resides:**  
Denham Springs, La.

**Birthdate (Age):**  
Oct. 5, 1973 (27)

**Birthplace:**  
Stafford, N.J.

**Acquired:**  
Obtained from Jeremy Giambi and cash considerations, Feb. 18, 2000

**Contract Status:**  
Signed through 2001

**M.L. Service:**  
58 days

# Brett Laxton

## Right-handed Pitcher

### Career Notes

- ▶ Laxton has seen Major League action in each of the past 2 seasons, going 0-2 with a 7.86 ERA in 9 career games.
- ▶ Owns a 6.00 ERA in 6 relief appearances and a 10.33 ERA in 3 career starts.

### 2000

- ▶ Laxton spent most of the campaign with Omaha (AAA) where he was 5-9 with a 5.32 ERA in 21 games (all starts)...struck out 88 batters in 108.1 innings.
- ▶ Recalled from Omaha on June 9...made his Royals debut in a June 13 start vs. Seattle...allowed 6 earned runs over 3.1 innings in a 7-0 Kansas City loss.
- ▶ Moved to bullpen afterwards and appeared in 6 more games with Kansas City...posted a 0-1 record and an 8.10 ERA with 14 strikeouts in 16.2 innings...optioned to Omaha on July 18.
- ▶ Pitched winter ball for Mayallanes in the Venezuelan League... posted a 3-4 mark with a 2.69 ERA, the 5th-best mark in the league...allowed just 59 hits in 64.0 innings, while striking out 53.

### 1999

- ▶ Spent most of the season at the Triple-A level with Vancouver, but also appeared in 3 games in 3 separate stints with Oakland.
- ▶ Recalled from Vancouver on June 18 and made his major league debut on June 21 at Detroit...allowed 1 earned run on a pair of walks and a hit batsman with 1 strikeout in 1.2 innings of relief...optioned back to Triple-A the next day.
- ▶ Recalled for the 2nd time on Aug. 1, but did not pitch before being optioned back to Vancouver on Aug. 2.
- ▶ Brought back to Oakland for a 3rd time on Sept. 23 and made his 1st major league start that day in the 1st game of a twinbill at Baltimore...had a no-decision in the Athletics 9-6 win (4.2 IP, 7 H, 6 R, 3 ER).
- ▶ Recorded his only decision in Oakland's 10-2 loss to Seattle on Oct. 2 (3.1 IP, 5 H, 4 ER).
- ▶ Went 13-8 with a 3.46 ERA in 25 starts for the PCL's Canadians, leading the team in wins, starts, complete games, innings pitched and strikeouts.
- ▶ Led the A's farm system in wins, was 4th in ERA and tied for 5th in strikeouts.

#### Laxton's Career Bests

Season:	Wins	ERA	SV	IP	SO	Win Streak
	----	7.45	----	16.2	14	----
		2000		2000	2000	

Game:	Low Hit
	----
SO	6 - at Oak., 6/23/00

- ▶ Finished 2nd in the Pacific Coast League in ERA and tied for 3rd in wins and complete games, earning a spot on the PCL's post-season All-Star team...also selected to *Baseball America's* Class AAA All-Star team.
- ▶ Won 8 consecutive starts from May 29-July 18 in which he posted a 1.69 ERA after allowing 11 earned runs in 58.2 innings.

## Minor League Notes

- ▶ Laxton was selected by the Athletics in the 24th round of the 1996 June Free Agent Draft.
- ▶ Pitched at Southern Oregon in his 1st professional season in 1996 and was winless in 5 decisions with a 7.71 ERA in 13 games...fanned 38 batters in 32.2 innings.
- ▶ Won 11 games at Visalia in 1997, tying for the team lead...posted a 2.99 ERA which led the A's farm system...his 11 wins tied for 3rd most among A's farmhands and his 121 strikeouts ranked 4th...finished 3rd in the California League in ERA and tied for 5th in wins.
- ▶ Pitched at Huntsville (AA) for most of the 1998 season...posting an 11-4 record and a 3.40 ERA in 21 starts...led the Stars in wins and finished 3rd in the Southern League in ERA...put together a 9-game winning streak over a 13-start span from April 21-June 28...earned SL Pitcher of the Week honors after posting wins on May 8 and 14.
- ▶ Earned a promotion to Edmonton on July 29...started 8 games for the Trappers, going 2-4 with a 6.60 ERA in his 1st stint at the Triple-A level.

## Miscellaneous Notes

- ▶ **Brett William Laxton** is married to Heather.
- ▶ Graduated from Audobon (N.J.) High School in 1992.
- ▶ Attended Louisiana State University...went 12-1 with a 1.98 ERA as a freshman and was an All-SEC and 2nd-team All-America selection...also named Freshman of the Year by *Baseball America*...tossed a 3-hit complete game shutout and fanned 16 as LSU defeated Wichita State 8-0 in the championship game of the 1993 College World Series.
- ▶ Father, Bill, pitched 5 seasons in the majors in the 1970s with Philadelphia, San Diego, Detroit, Seattle and Cleveland.

Year	Club	W-L	ERA	G	GS	CG	SHO	SV	IP	H	R	ER	HR	HB	BB	SO	WP	BK
1996	Southern Oregon	0-5	7.71	13	8	0	0	0	32.2	39	34	28	4	3	26	38	5	3
1997	Visalia	11-5	2.99	29	22	0	0	0	138.2	141	62	46	7	11	50	121	14	0
1998	Huntsville	11-4	3.40	21	21	0	0	0	129.2	109	64	49	4	10	79	82	8	0
	Edmonton	2-4	6.60	8	8	0	0	0	46.1	45	35	34	6	5	24	21	7	0
1999	Vancouver	13-8	3.46	25	25	3	1	0	161.1	158	68	62	8	6	49	112	10	0
	OAKLAND	0-1	7.45	3	2	0	0	0	9.2	12	12	8	1	2	7	9	3	0
2000	Omaha	5-9	5.32	21	21	0	0	0	108.1	118	69	64	4	7	61	88	7	0
	KANSAS CITY	0-1	8.10	6	1	0	0	0	16.2	23	15	15	0	2	10	14	1	0
Major League Totals		0-2	7.86	9	3	0	0	0	26.1	35	27	23	1	4	17	23	4	0

1996 Selected by the Oakland Athletics in the 24th round of the June Free Agent Draft...signed by Steve Bowden.

2000 Obtained by Royals in exchange for outfielder Jeremy Giambi and cash considerations, Feb. 18.

### Laxton's M.L. Batting Totals

	AVG.	AB	H	HR	RBI
M.L. Totals	.000	0	0	0	0

### Laxton's Career Fielding

POSITION	PCT.	G	PO	A	E	TC	DP
Pitcher	.500	9	0	1	1	2	0

Laxton's 2000 and Career Breakdown

vs. American League	2000							CAREER						
	W-L	S	ERA	G	IP	H	ER	W-L	S	ERA	G	IP	H	ER
vs. Anaheim	-	-	-	-	-	-	-	-	-	-	-	-	-	-
Baltimore	-	-	-	-	-	-	-	0-0	0	5.79	1	4.2	7	3
Boston	-	-	-	-	-	-	-	-	-	-	-	-	-	-
Chicago	0-0	0	7.36	1	3.2	7	3	0-0	0	7.36	1	3.2	7	3
Cleveland	0-0	0	36.00	1	1.0	1	4	0-0	0	36.00	1	1.0	1	4
Detroit	-	-	-	-	-	-	-	-	-	-	-	-	-	-
Kansas City	-	-	-	-	-	-	-	-	-	-	-	-	-	-
Minnesota	-	-	-	-	-	-	-	-	-	-	-	-	-	-
New York	-	-	-	-	-	-	-	-	-	-	-	-	-	-
Oakland	0-0	0	2.45	2	7.1	7	2	0-0	0	2.45	2	7.1	7	2
Seattle	0-1	0	16.20	1	3.1	8	6	0-2	0	13.50	2	6.2	13	10
Tampa Bay	-	-	-	-	-	-	-	-	-	-	-	-	-	-
Texas	-	-	-	-	-	-	-	-	-	-	-	-	-	-
Toronto	-	-	-	-	-	-	-	-	-	-	-	-	-	-
vs. National League	W-L	S	ERA	G	IP	H	ER	W-L	S	ERA	G	IP	H	ER
vs. Arizona	-	-	-	-	-	-	-	-	-	-	-	-	-	-
Atlanta	-	-	-	-	-	-	-	-	-	-	-	-	-	-
Chicago	-	-	-	-	-	-	-	-	-	-	-	-	-	-
Cincinnati	-	-	-	-	-	-	-	-	-	-	-	-	-	-
Colorado	-	-	-	-	-	-	-	-	-	-	-	-	-	-
Florida	-	-	-	-	-	-	-	-	-	-	-	-	-	-
Houston	-	-	-	-	-	-	-	-	-	-	-	-	-	-
Los Angeles	-	-	-	-	-	-	-	-	-	-	-	-	-	-
Milwaukee	0-0	0	0.00	1	1.1	0	0	0-0	0	0.00	1	1.1	0	0
Montreal	-	-	-	-	-	-	-	-	-	-	-	-	-	-
New York	-	-	-	-	-	-	-	-	-	-	-	-	-	-
Philadelphia	-	-	-	-	-	-	-	-	-	-	-	-	-	-
Pittsburgh	-	-	-	-	-	-	-	-	-	-	-	-	-	-
St. Louis	-	-	-	-	-	-	-	-	-	-	-	-	-	-
San Diego	-	-	-	-	-	-	-	-	-	-	-	-	-	-
San Francisco	-	-	-	-	-	-	-	-	-	-	-	-	-	-
Monthly	W-L	S	ERA	G	IP	H	ER	W-L	S	ERA	G	IP	H	ER
March/April	-	-	-	-	-	-	-	-	-	-	-	-	-	-
May	-	-	-	-	-	-	-	-	-	-	-	-	-	-
June	0-1	0	9.26	4	11.2	16	12	0-1	0	8.78	5	13.1	16	13
July	0-0	0	5.40	2	5.0	7	3	0-0	0	5.40	2	5.0	7	3
August	-	-	-	-	-	-	-	-	-	-	-	-	-	-
September/October	-	-	-	-	-	-	-	0-1	0	7.88	2	8.0	12	7
Situational Pitching	W-L	S	ERA	G	IP	H	ER	W-L	S	ERA	G	IP	H	ER
Home	0-1	0	9.49	5	12.1	20	13	0-2	0	9.77	6	15.2	25	17
Road	0-0	0	4.15	1	4.1	3	2	0-0	0	5.06	3	10.2	10	6
Before ASG	0-1	0	8.81	5	15.1	23	15	0-1	0	8.47	6	17.0	23	16
After ASG	0-0	0	0.00	1	1.1	0	0	0-1	0	6.75	3	9.1	12	7
Starter	0-1	0	16.20	1	3.1	8	6	0-2	0	10.33	3	11.1	20	13
Reliever	0-0	0	6.08	5	13.1	15	9	0-0	0	6.00	6	15.0	15	10



# Mike MacDougal

Right-handed Pitcher (non-roster)

## 2000

- ▶ MacDougal spent most of the season with Wilmington (A) but also earned his 1st promotion to the Double-A level, appearing in 2 games for the Wichita Wranglers.
- ▶ Logged a combined 9-8 record with 1 save and a 4.20 ERA in 28 games (27 starts)...led the Royals farm system by issuing 83 walks but also led Wilmington with 129 strikeouts.
- ▶ Posted a 1-1 mark with a 3.21 ERA in 2 playoff starts for the Wranglers...earned a 1-0 victory over Shreveport in the 2nd game of the Texas League Eastern Division Championships by scattering 4 hits over 7.0 frames.

**Height, Weight:**  
6-4, 195

**Bats/Throws:**  
Switch/Right

**Resides:**  
Mesa, Ariz.

**Birthdate (Age):**  
March 5, 1977 (24)

**Birthplace:**  
Las Vegas, Nev.

**Acquired:**  
Selected in the 1st round  
(25th overall) of the 1999  
June Free Agent Draft

**Contract Status:**  
Signed through 2001

**M.L. Service:**  
0 days (Rookie)

## Minor League Notes

- ▶ MacDougal was selected by the Royals in the 1st round (25th overall) of the 1999 June Free Agent Draft...the Royals received the pick as compensation for losing free agent Jose Offerman to Boston.
- ▶ Spent his 1st professional season with the Royals short-season Class A club, the Spokane Indians of the Northwest League...posted a 2-2 record with a 4.47 ERA in 11 starts for the league champions.
- ▶ Finished 2nd in the league with 11.07 strikeouts per 9.0 innings pitched and was touted as the Northwest League's 4th-best prospect by *Baseball America*.
- ▶ Pitched in the Florida Instructional League following the season.

## Miscellaneous Notes

- ▶ **Robert Meiklejohn MacDougal** is single...graduated from Mesa (Ariz.) High School in 1996.
- ▶ Attended Wake Forest University...was 13-3 with a 2.62 ERA in 17 starts as a junior, earning 1st-team All-Atlantic Coast Conference...also named as a 2nd-team All-American by *Collegiate Baseball* and a 1st-team All-American by *Baseball America*...led the ACC in wins and was 2nd in ERA.
- ▶ Tossed the 1st no-hitter in 60 years of Wake Forest baseball when he blanked Duke, 5-0, on March 12, 1999.
- ▶ Selected by Baltimore in the 21st round of the 1996 June Free Agent Draft and again in the 17th round of the 1998 draft but did not sign either time.
- ▶ Regarded as having the 2nd-best fastball among college pitchers eligible for the 1999 June draft by *Baseball America*.

Year	Club	W-L	ERA	G	GS	CG	SHO	SV	IP	H	R	ER	HR	HB	BB	SO	WP	BK
1999	Spokane	2-2	4.47	11	11	0	0	0	46.1	43	25	23	3	6	17	57	8	1
2000	Wilmington	9-7	3.92	26	25	0	0	1	144.2	115	79	63	5	14	76	129	21	4
	Wichita	0-1	7.71	2	2	0	0	0	11.2	16	10	10	0	1	7	9	1	0
	Minor League Totals	11-10	4.26	39	38	0	0	1	202.2	174	114	96	8	21	100	195	30	5

1999 Selected by the Royals in the 1st round (25th overall) of the June Free Agent Draft...signed by Paul Faulk.



#6

**Height, Weight:**

6-5, 215

**Bats/Throws:**

Right/Left

**Resides:**

Menlo Park, Calif.

**Birthdate (Age):**

Nov. 23, 1969 (31)

**Birthplace:**

Houston, Texas

**Acquired:**

Obtained from the Oakland Athletics in exchange for cash considerations, March 24, 2000

**Contract Status:**

Signed through 2002

**M.L. Service:**

4 years, 33 days

# Dave McCarty

## First baseman/Outfielder

### Career Notes

- ▶ Has appeared with 4 big league teams (Minnesota, San Francisco, Seattle and Kansas City) over his 10-year pro career.
- ▶ Owns a .239 career batting average in 381 big league games.

### 2000

- ▶ McCarty was the only non-roster invitee to make the Royals 25-man Opening Day roster.
- ▶ Played 103 games for the Royals...started 48 games at 1st base...also made 6 starts in the outfield (3 in left field and 3 in right field), and 5 more as the Royals designated hitter.
- ▶ Batted .278 while posting career highs in home runs (12), RBI (53) and games played (103)...also tied a career best with 75 hits...doubled his career-high output in homers (6 with San Francisco in 1996)...previous high in RBI was 24 with the Giants, also during the 1996 season.
- ▶ Was one of the most productive pinch hitters in the American League...batted .391 (9-for-23) with 1 home run and 9 RBI in pinch-hit situations, marking the highest average in the league among pinch hitters with more than 20 at-bats.
- ▶ Hit .365 (38-for-104) with 5 home runs and 24 RBI against lefthanders, and batted just .223 (37-for-166) with 7 home runs and 29 RBI vs. righties.
- ▶ Belted his 1st home run as a Royal on April 22 at Seattle off Kazuhiro Sasaki.
- ▶ Tripled on May 24 vs. Texas, his first 3-base hit since May 19, 1995.
- ▶ Belted a pinch-hit, game-tying 2-run home run in the bottom of the 9th inning on May 27 off Anaheim's Troy Percival...the Royals went on to win the game, 6-5 in 10 innings...it was Kansas City's only pinch-hit home run of the season...it was also the 51st pinch-hit home run in club history and the 1st since Shane Mack connected at Texas on May 22, 1998.
- ▶ Matched his career high with 4 hits and knocked in 3 runs at Boston on June 1...included was a 2-out, 2-run triple in the top of the 8th inning, breaking an 11-11 tie and lifting the Royals to a 13-11 win...only other 4-hit game came on Sept. 3, 1993 vs. Texas as a member of the Twins...last 3-RBI game was vs. Los Angeles on July 21, 1996 as a member of the Giants.

#### McCarty's Career Bests

##### Season:

Avg:	.278	2000
Hits	75	93/00
HR	12	2000
RBI	53	2000
SB	2	93,94,96
Hit Streak	13	1993

##### Game Highs:

###### Hits

4 - twice  
vs. Tex., 9/3/93  
at Bos., 6/1/00

###### Home Runs

1 - 22 times  
Last: vs. Tex., 9/10/00

###### RBI

4 - at Cle., 7/19/00

###### SB

1 - 8 times  
Last: at Tor., 5/17/98

- ▶ Hit his 1st career grand slam on July 19 in a 10-5 victory over the Indians...that contest was also his 1st career 4-RBI game.
- ▶ Batted .342 (26-for-76) with 32 RBI with runners in scoring position.

## 1999

- ▶ Spent the season at Toledo (AAA) in the Detroit organization...led the Mud Hens with a career-high 31 home runs...tied a career high with a team-leading 85 runs scored.
- ▶ Led the Mud Hens in hits (125) and total bases (248).
- ▶ Committed just 1 error in 115 games at 1st base...posted a .999 fielding percentage...also played 20 games in the outfield.
- ▶ Batted .328 (32-for-116) against left-handed pitching and .249 (87-for-350) against righties.
- ▶ Homered in consecutive games on May 24 against Richmond and May 25 at New Orleans...collected a pair of 2 home-run games at Syracuse on June 11 and 13.

## 1998

- ▶ Spent 1 month with Seattle and the rest of the season at Tacoma (AAA)...hit .317 in 108 games for the Rainiers.
- ▶ Went 4-for-6 with 4 RBI at Calgary on May 11 in his last game before a recall by the Mariners on May 13...started at Tiger Stadium that night, going 0-for-3.
- ▶ Belted his first homer of the year on May 23 against Tampa Bay...collected 3 hits against his former team at San Francisco on June 9.
- ▶ Sent back to Triple-A and hit .341 (74-for-217) for Tacoma (AAA) from July 5 through the rest of the season...saw action in the outfield and at 1st base.

## 1996

- ▶ Spent nearly the entire year with the Giants...led San Francisco's pinch-hitters with 9 RBI.
- ▶ Belted his first home run of the season against Houston on April 22, his first homer since May 15, 1994.

## 1995

- ▶ Began the season with the Twins but was traded twice during the season...obtained by Cincinnati in a June 8 trade before being dealt to San Francisco on July 21.
- ▶ Hit a combined .227 (17-for-75) in major league work with the Twins and Giants.
- ▶ Made his National League debut against the Mets on Sept. 1...went 0-for-1 in a pinch-hit appearance.
- ▶ Batted .344 in 2 Triple-A stops at Indianapolis and Phoenix.

## 1994

- ▶ Named to the Twins opening day roster...hit .260 in 44 games with Minnesota.
- ▶ Played 32 games at 1st base and 14 in the outfield before being optioned to Salt Lake (AAA) on June 30.
- ▶ Hit .253 in 55 games for Salt Lake.

Top A.L. Pinch Hitters in 2000 (More than 20 at-bats)					
Player	AVG	AB	H	HR	RBI
Dave McCarty, KC	.391	23	9	1	9
Wendell Magee, Det	.385	26	10	1	5
Frank Catalanotto, Tex	.357	28	10	0	4
Denny Hocking, Min	.333	24	8	0	3
Steve Cox, TB	.333	21	7	0	2
Midre Cummings, Min	.319	47	15	0	12
Scott Hatteberg, Bos	.292	24	7	2	5
Scott Spiezio, Ana	.286	28	8	2	8

## 1993

- ▶ Split the season between Minnesota and Portland (AAA)...batting .398 with 27 RBI in 31 games at Portland before his contract was purchased by the Twins on May 17.
- ▶ Singled off of Yankee pitcher Jimmy Key for his 1st Major League hit in his debut that night...belted his 1st homer off Roger Pavlik of Texas on June 7.
- ▶ Hit safely in 13 consecutive games from May 22-June 7.

## Minor League Notes

- ▶ McCarty was selected by the Minnesota Twins as the 3rd overall pick in the 1991 June Free Agent Draft.
- ▶ Began his pro career at Visalia (A) in 1991...promoted to Orlando (AA) on Aug. 11...batted a combined .304 (42-for-138) with 6 homers and 19 RBI in 43 games.
- ▶ Rated as the Twins' best prospect by *Baseball America* for the 2nd-consecutive year in 1992.

## Miscellaneous Notes

- ▶ **David Andrew McCarty** and his wife Monica have 2 children, Reid and Maxine.
- ▶ Graduated from Sharpstown (Texas) High School...was the 1988 Male Scholar-Athlete of the Year in Houston...earned district player of the year and all-state honors twice.
- ▶ Received an undergraduate degree in economics from Stanford in 1991...honored as *Baseball America's* Player of the Year in 1991...earned both first-team All-America and Pac-10 Southern Division Player of the Year honors...helped the Cardinal to a third-place finish in the College World Series by hitting .336 during his sophomore season.
- ▶ Hit a team-high .455 for Team USA in 1990...played on the 1988 USA Junior Team that competed in Japan.

Year	Club	AVG.	G	AB	R	H	2B	3B	HR	RBI	SH	SF	HP	BB	SO	SB-CS	E
1991	Visalia	.380	15	50	16	19	3	0	3	8	0	0	3	13	7	3-1	0
	Orlando	.261	28	88	18	23	4	0	3	11	0	0	2	10	20	0-1	1
1992	Portland	.500	7	26	7	13	2	0	1	8	1	0	1	5	3	1-0	1
	Orlando	.272	129	456	75	124	16	2	18	79	1	6	8	55	89	6-6	9
1993	Portland	.385	40	143	42	55	11	0	8	31	0	3	1	27	25	5-2	2
	MINNESOTA	.214	98	350	36	75	15	2	2	21	1	0	1	19	80	2-6	8
1994	MINNESOTA	.260	44	131	21	34	8	2	1	12	0	0	5	7	32	2-1	5
	Salt Lake	.253	55	186	32	47	9	3	3	19	1	2	4	35	34	1-3	5
1995	MINNESOTA	.218	25	55	10	12	3	1	0	4	0	1	1	4	18	0-1	1
	Indianapolis	.336	37	140	31	47	10	1	8	32	1	1	1	15	30	0-0	2
	Phoenix	.351	37	151	31	53	19	2	4	19	0	1	6	17	27	1-1	2
	SAN FRANCISCO	.250	12	20	1	5	1	0	0	2	0	0	0	2	4	1-0	1
1996	SAN FRANCISCO	.217	91	175	16	38	3	0	6	24	0	2	2	18	43	2-1	3
	Phoenix	.400	6	25	4	10	1	1	1	7	0	1	0	2	4	0-0	0
1997	Phoenix	.353	121	434	85	153	27	5	22	92	1	2	2	49	75	9-4	3
1998	Tacoma	.317	108	398	73	126	30	2	11	52	1	2	6	59	85	9-6	2
	SEATTLE	.278	8	18	1	5	0	0	1	2	0	0	0	5	4	1-0	0
1999	Toledo	.268	132	466	85	125	24	3	31	77	0	3	4	70	110	6-6	2
2000	KANSAS CITY	.278	103	270	34	75	14	2	12	53	0	3	0	22	68	0-0	5
	A.L. Totals	.244	278	824	102	201	40	7	16	92	1	4	7	57	202	5-8	19
	N.L. Totals	.221	103	195	17	43	4	0	6	26	0	2	2	20	47	3-1	4
	Major League Totals	.239	381	1019	119	244	44	7	22	118	1	6	9	77	249	8-9	23

1991 Selected by Minnesota Twins in the 1st round (3rd overall pick) of the June Free Agent Draft.

1995 Obtained by Cincinnati Reds in exchange for pitcher John Courtright, June 8.

1995 Obtained by San Francisco Giants with outfielder Deion Sanders, pitcher Ricky Pickett, pitcher Scott Service and pitcher John Roper in exchange for outfielder Darren Lewis, pitcher Mark Portugal and pitcher Dave Burba, July 21.

1998 Obtained by Seattle Mariners in exchange for outfielder Jay Leach and outfielder Scott Smith, Jan. 30.

1999 Signed by Oakland Athletics as free agent, Nov. 19.


2000 Obtained by the Royals from Oakland in exchange for cash considerations, March 24.

## McCarty's Career Fielding

POSITION	PCT.	G	PO	A	E	TC	DP
1st Base	.990	204	1393	142	15	1550	148
Outfield	.965	126	205	13	8	226	3

## McCarty's 2000 and Career Breakdown

	2000					CAREER				
	AVG.	AB	H	HR	RBI	AVG.	AB	H	HR	RBI
<b>vs. American League</b>										
vs. Anaheim	.471	17	8	2	6	.327	52	17	2	10
Baltimore	.000	6	0	0	0	.163	49	8	1	5
Boston	.296	27	8	2	8	.281	64	18	2	11
Chicago	.308	39	12	2	8	.265	68	18	2	8
Cleveland	.333	9	3	1	5	.357	70	25	1	9
Detroit	.143	7	1	0	2	.255	47	12	0	3
Kansas City	-	-	-	-	-	.118	34	4	0	1
Minnesota	.310	29	9	1	7	.310	29	9	1	7
New York	.348	23	8	0	2	.284	67	19	0	6
Oakland	.188	16	3	1	2	.100	70	7	1	3
Seattle	.227	22	5	1	1	.222	63	13	2	5
Tampa Bay	.353	17	6	0	4	.333	21	7	1	6
Texas	.273	22	6	2	4	.275	80	22	3	11
Toronto	.167	12	2	0	0	.169	59	10	0	3
<b>vs. National League</b>										
vs. Arizona	-	-	-	-	-	-	-	-	-	-
Atlanta	-	-	-	-	-	.364	11	4	1	1
Chicago	.250	4	1	0	1	.231	13	3	0	1
Cincinnati	-	-	-	-	-	.200	10	2	1	1
Colorado	-	-	-	-	-	.231	26	6	0	2
Florida	-	-	-	-	-	.000	1	0	0	1
Houston	.000	0	0	0	1	.059	17	1	1	5
Los Angeles	-	-	-	-	-	.250	16	4	1	4
Milwaukee	.000	7	0	0	0	.120	25	3	0	0
Montreal	-	-	-	-	-	.276	29	8	1	5
New York	-	-	-	-	-	.222	9	2	0	0
Philadelphia	-	-	-	-	-	.250	12	3	0	1
Pittsburgh	.231	13	3	0	2	.184	38	7	0	5
St. Louis	-	-	-	-	-	.154	13	2	1	2
San Diego	-	-	-	-	-	.300	20	6	0	2
San Francisco	-	-	-	-	-	.500	6	3	0	0
<b>Monthly</b>										
March/April	.300	20	6	1	1	.236	72	17	2	8
May	.315	54	17	6	14	.273	238	65	10	37
June	.281	32	9	0	5	.256	160	41	1	9
July	.250	48	12	2	16	.252	151	38	4	26
August	.219	64	14	2	11	.175	166	29	3	17
September/October	.327	52	17	1	6	.233	232	54	2	22
<b>Situational Hitting</b>										
Home	.286	133	38	6	25	.243	506	123	15	65
Road	.270	137	37	6	28	.236	513	121	7	53
Day	.286	84	24	5	23	.260	381	99	10	52
Night	.274	186	51	7	30	.227	638	145	12	66
Natural Grass	.275	240	66	11	46	.260	612	159	17	81
Artificial Turf	.300	30	9	1	7	.209	407	85	5	37
Before ASG	.319	116	37	8	26	.270	511	138	14	61
After ASG	.247	154	38	4	27	.209	508	106	8	57
vs. LHP	.365	104	38	5	24	.273	377	103	10	52
vs. RHP	.223	166	37	7	29	.220	642	141	12	66
with RISP	.342	76	26	3	32	.253	281	71	7	92
Bases Loaded	1.000	1	1	1	5	.261	23	6	1	17
Pinch Hitter	.391	23	9	1	9	.268	71	19	3	19
Desig. Hitter	.217	23	5	2	6	.240	25	6	2	6



# #59

# Brian Meadows

## Right-handed Pitcher

### Career Notes

- ▶ Has seen action with 3 teams (Florida, San Diego and Kansas City) in his 3-year Major League career.
- ▶ Led the Florida Marlins with 11 wins in both 1998 and 1999...led the staff in starts (62), wins (22) and innings pitched (352.2) over the 2-year span.
- ▶ Never pitched a game at the Triple-A level...jumped from Portland (AA) in 1997 to Florida on Opening Day of the 1998 campaign.

### Height, Weight:

6-4, 220

### Bats/Throws:

Right/Right

### Resides:

Troy, Ala.

### Birthdate (Age):

Nov. 21, 1975 (25)

### Birthplace:

Montgomery, Ala.

### Acquired:

Obtained from the San Diego Padres in exchange for Jay Witasick, July 31, 2000

### Contract Status:

Signed through 2001

### M.L. Service:

3 years, 0 days

### 2000

- ▶ Meadows established career highs in wins (13), ERA (5.13) and innings pitched (196.1) in a season split between the Royals and San Diego Padres.
- ▶ Obtained by the Royals from San Diego in exchange for pitcher Jay Witasick July 31...was 7-8 with a 5.34 ERA in 22 starts for the Padres and 6-2 with a 4.77 ERA in 11 appearances (10 starts) with Kansas City.
- ▶ Made 9 quality starts for the Padres and averaged 5.2 innings per start...worked at least 7.0 innings in 7 of his starts for San Diego.
- ▶ Won his first 2 decisions of the season, registering victories at Montreal on April 7 and against Arizona on April 12.
- ▶ Made the 1st relief appearance of his Major League career in his Royals debut at Boston on Aug. 5...came on in the 2nd inning in relief of Chad Durbin and picked up the win in Kansas City's 7-5 victory after giving up 1 run on 6 hits over 6.2 frames...it was the longest outing of the season by a Kansas City reliever.
- ▶ Registered his 1st win as a starter with the Royals at Minnesota on Aug. 16...worked 8.0 innings, giving up 3 runs on 6 hits in the 9-3 victory.
- ▶ Notched the 2nd complete game of his Major League career and 1st in a Royals uniform at Baltimore on Aug. 21...gave up 2 runs (1 earned) on 7 hits in the route-going performance in Kansas City's 2-1 loss.
- ▶ Collected his 2nd complete game of the season with a 3-2 win over the Yankees on Sept. 6 after holding New York to 2 runs on 9 hits.
- ▶ Won 4 straight starts from Sept. 1-16, posting a 3.47 ERA over that stretch.
- ▶ Posted quality starts in 4 of his 10 starts for the Royals.
- ▶ As a member of the Royals, he was 5-1 with a 3.50 ERA in 6 games on the road and 1-1 with a 6.75 ERA in 5 games at Kauffman Stadium.

#### Meadow's Career Bests

##### Season:

Wins	13	2000
ERA	5.13	2000
SV	-----	-----
IP	196.1	2000
SO	88	1998
Win Streak	5	1998

##### Game:

Low Hit	7 - at Bal., 8/21/00
SO	8 - vs. S.F., 5/5/98

## 1999

- ▶ Obtained by the San Diego Padres from Florida in exchange for pitcher Dan Miceli on Nov. 15.
- ▶ Led the Marlins in wins and starts, posting an 11-15 mark with a 5.60 ERA in 31 starts...ranked 2nd on the team with 178.1 innings pitched.
- ▶ Became the 1st Marlins pitcher to win his first 3 starts of a season after opening the year 3-0 with a 2.53 ERA...dropped his next 4 decisions over 6 starts before winning on May 25.
- ▶ Allowed just 2 earned runs over 14.1 innings in consecutive wins at Colorado on Aug. 7 and against San Diego on Aug. 13.

## 1998

- ▶ Made Florida's Opening Day roster and led the club with 11 wins...finished the campaign at 11-13 with a 5.21 ERA in 31 starts.
- ▶ Set franchise rookie records for wins (11), starts (31) and innings pitched (174.1)...ranked 2nd among N.L. rookies in wins behind the Cubs' Kerry Wood and in starts behind Montreal's Javier Vazquez.
- ▶ Earned his 1st Major League win with a 3-2 victory vs. Philadelphia at Pro Player Stadium on April 15...retired 11 straight batters and 17 of the final 18 he faced...the win was the 1st of a 3-game winning streak during which he posted a 0.41 ERA.
- ▶ Won a career-best 5 consecutive decisions between June 19 and July 18...was 5-0 with a 3.00 ERA during the stretch.

## Minor League Notes

- ▶ Meadows was selected by the Marlins in the 3rd round of the 1994 June Free Agent Draft...was a compensation pick for infielder Walt Weiss signing with Colorado.
- ▶ Made his professional debut in 1994 by going 3-0 with a 1.95 ERA in 8 games (7 starts) for the Marlins of the Gulf Coast League.
- ▶ Won 9 games for Kane County (A) in his 1st full pro season in 1995.
- ▶ Split the 1996 campaign between Brevard County (A) and Portland (AA)...posted an 8-8 combined mark in 27 starts...struck out 82 batters and walked only 29, an average of 1.5 walks per 9.0 innings.
- ▶ Tied his minor league best with 9 wins for Portland in 1997 and tied for the Eastern League lead with 29 starts...tied for 2nd in the league with 4 complete games.

## Miscellaneous Notes

- ▶ **Matthew Brian Meadows** is single...graduated from Charles Henderson (Ala.) High School in 1994.

YEAR	CLUB	W-L	ERA	G	GS	CG	SHO	SV	IP	H	R	ER	HR	HB	BB	SO	WP	BK
1994	Gulf Coast	3-0	1.95	8	7	0	0	0	37.0	34	9	8	1	1	6	33	0	0
1995	Kane County	9-9	4.22	26	26	1	1	0	147.0	163	90	69	11	12	41	103	3	2
1996	Brevard County	8-7	3.58	24	23	3	1	0	146.0	129	73	58	13	10	25	69	4	1
	Portland	0-1	4.33	4	4	1	0	0	27.0	26	15	13	1	1	4	13	0	0
1997	Portland	9-7	4.61	29	+29	4	0	0	175.2	204	99	90	23	4	48	115	7	1
1998	FLORIDA	11-13	5.21	31	31	1	0	0	174.1	222	106	101	20	3	46	88	5	1
1999	FLORIDA	11-15	5.60	31	31	0	0	0	178.1	214	117	111	31	5	57	72	4	1
2000	SAN DIEGO	7-8	5.34	22	22	0	0	0	124.2	150	80	74	24	8	50	53	3	0
	KANSAS CITY	6-2	4.77	11	10	2	0	0	71.2	84	39	38	8	0	14	26	0	0
	N.L. Totals	29-36	5.39	84	84	1	0	0	477.1	586	303	286	75	16	153	213	12	2
	A.L. Totals	6-2	4.77	11	10	2	0	0	71.2	84	39	38	8	0	14	26	0	0
	Major League Totals	35-38	5.31	95	94	3	0	0	549.0	670	342	324	83	16	167	239	12	2

1994 Selected by Florida Marlins in the 3rd round of the June Free Agent Draft (Compensation pick for INF Walt Weiss signing with Colorado).

1999 Obtained by San Diego Padres from Florida in exchange for pitcher Dan Miceli, Nov. 15.

2000 Obtained by Royals in exchange for pitcher Jay Witasick, July 31.

Meadows' M.L. Batting Totals

	AVG.	AB	H	HR	RBI
M.L. Totals	.139	144	20	0	6

Meadows' Career Fielding

POSITION	PCT.	G	PO	A	E	TC	DP
Pitcher	.966	95	45	67	4	116	5

Meadows' 2000 and Career Breakdown

		2000							CAREER						
vs. American League	W-L	S	ERA	G	IP	H	ER	W-L	S	ERA	G	IP	H	ER	
vs. Anaheim	-	-	-	-	-	-	-	-	-	-	-	-	-	-	
Baltimore	0-1	-	1.13	1	8.0	7	1	0-1	0	4.76	2	11.1	15	6	
Boston	1-1	0	3.77	2	14.1	18	6	2-1	0	4.79	3	20.2	28	11	
Chicago	-	-	-	-	-	-	-	-	-	-	-	-	-	-	
Cleveland	0-0	0	6.00	1	3.0	6	2	0-0	0	6.00	1	3.0	6	2	
Detroit	0-0	0	9.64	1	4.2	8	5	0-0	0	9.64	1	4.2	8	5	
Kansas City	-	-	-	-	-	-	-	-	-	-	-	-	-	-	
Minnesota	1-0	0	3.38	1	8.0	6	3	1-0	0	3.38	1	8.0	6	3	
New York	-	-	-	-	-	-	-	1-1	0	3.60	2	15.0	13	6	
Oakland	-	-	-	-	-	-	-	-	-	-	-	-	-	-	
Seattle	1-2	0	5.29	3	17.0	17	10	1-2	0	5.29	3	17.0	17	10	
Tampa Bay	1-0	0	6.75	1	6.2	8	5	3-0	0	5.71	3	17.1	22	11	
Texas	1-0	0	4.70	1	7.2	8	4	1-0	0	4.70	1	7.2	8	4	
Toronto	0-0	0	17.18	1	3.2	8	7	0-0	0	6.75	2	10.2	14	8	
vs. National League	W-L	S	ERA	G	IP	H	ER	W-L	S	ERA	G	IP	H	ER	
vs. Arizona	2-0	0	4.24	3	17.0	14	8	3-2	0	5.61	8	43.1	47	27	
Atlanta	0-1	0	7.71	2	9.1	13	8	1-4	0	5.74	6	31.1	39	20	
Chicago	-	-	-	-	-	-	-	2-0	0	1.71	3	21.0	14	4	
Cincinnati	0-1	0	5.63	2	8.0	13	5	0-2	0	6.98	4	19.1	30	15	
Colorado	1-0	0	2.84	1	6.1	7	2	3-0	0	2.80	5	35.1	38	11	
Florida	1-0	0	1.08	1	8.1	5	1	1-0	0	1.08	1	8.1	5	1	
Houston	1-0	0	6.55	2	11.0	16	8	1-2	0	8.85	4	20.1	30	20	
Los Angeles	1-1	0	5.11	2	12.1	17	7	2-4	0	7.16	6	32.2	46	26	
Milwaukee	0-1	0	7.71	1	4.2	7	4	1-4	0	6.12	5	25.0	37	17	
Montreal	1-0	0	6.75	1	5.1	9	4	3-2	0	4.83	5	31.2	37	17	
New York	0-0	0	3.18	1	5.2	6	2	2-5	0	6.53	8	41.1	57	30	
Philadelphia	-	-	-	-	-	-	-	3-1	0	5.09	4	23.0	23	13	
Pittsburgh	0-0	0	13.50	1	5.1	11	8	0-2	0	6.75	4	22.2	34	17	
St. Louis	0-1	0	6.00	1	6.0	8	4	1-3	0	8.14	4	21.0	32	19	
San Diego	-	-	-	-	-	-	-	2-1	0	3.24	4	25.0	33	9	
San Francisco	0-1	0	3.60	2	15.0	13	6	1-1	0	3.34	5	32.1	31	12	
Monthly	W-L	S	ERA	G	IP	H	ER	W-L	S	ERA	G	IP	H	ER	
March/April	2-2	0	5.58	5	30.2	34	19	8-7	0	4.11	16	100.2	107	46	
May	2-2	0	3.67	6	34.1	34	14	4-7	0	5.16	17	96.0	118	55	
June	2-1	0	6.95	5	22.0	33	17	5-6	0	6.61	16	80.1	102	59	
July	1-3	0	5.73	6	37.2	49	24	7-7	0	5.46	16	92.1	122	56	
August	2-2	0	4.50	5	34.0	39	17	5-7	0	5.02	14	84.1	110	47	
September/October	4-0	0	5.02	6	37.2	45	21	6-4	0	5.76	16	95.1	111	61	
Situational Pitching	W-L	S	ERA	G	IP	H	ER	W-L	S	ERA	G	IP	H	ER	
Home	6-6	0	4.69	17	101.2	121	53	18-19	0	4.48	48	283.0	326	141	
Road	7-4	0	5.61	16	94.2	113	59	17-19	0	6.19	47	266.0	344	183	
Before ASG	7-8	0	5.34	22	124.2	150	74	20-24	0	5.12	58	334.0	397	190	
After ASG	6-2	0	4.77	11	71.2	84	38	15-14	0	5.61	37	215.0	273	134	
Starter	12-10	0	5.27	32	189.2	228	111	34-38	0	5.36	94	542.1	664	323	
Reliever	1-0	0	1.35	1	6.2	6	1	1-0	0	1.35	1	6.2	6	1	



# #45

# Orber Moreno

## Right-handed Pitcher

### 2000

- ▶ Moreno spent the entire 2000 season on the Disabled List... hampered by a strained flexor tendon on the medial side of his right elbow during spring training...an MRI revealed inflammation in the flexor mass and was termed a partial ligament tear...placed on the 15-day Disabled List on April 1.
- ▶ Underwent medial elbow reconstruction on June 27... procedure performed by Dr. James Andrews...transferred to 60-day Disabled List Aug. 11.

**Height, Weight:**  
6-3, 200

**Bats/Throws:**  
Right/Right

**Resides:**  
Los Altos, Venezuela

**Birthdate (Age):**  
April 27, 1977 (23)

**Birthplace:**  
Caracas, Venezuela

**Acquired:**  
Signed as a non-drafted free agent, Nov. 10, 1993

**Contract Status:**  
Signed through 2001

**M.L. Service:**  
1 year, 132 days

### 1999

- ▶ Began the season in Omaha (AAA)...registered a 3-1 mark with a 2.10 ERA and 4 saves in 16 games in the Pacific Coast League.
- ▶ Recalled from the Golden Spikes on May 25 after putting together a 19.0 inning scoreless streak...made his Major League debut on May 25 at Oakland...pitched 1.0 scoreless inning and finished a 5-3 loss.
- ▶ Did not allow a run in his first 4 big league outings with 1 hit and 2 strikeouts in 4.2 innings...yielded 5 runs in next 3 outings (3.1 IP) to hike his ERA to 5.63.
- ▶ Placed on the 15-day Disabled List with biceps tendinitis on June 19, retroactive to June 10.
- ▶ Went on rehab assignment at Gulf Coast on July 26 and pitched 1.0 scoreless inning in lone appearance...transferred to 60-day Disabled List on Sept. 24.
- ▶ Concluded his 1st campaign with a 0-0 record and a 5.63 ERA in 7 games...struck out 7 batters in 8.0 frames with 4 hits and 6 walks.

### Minor League Notes

- ▶ Moreno was signed by the Royals as a non-drafted free agent on Nov. 10, 1993.
- ▶ Pitched for Salcedo in the Dominican Summer League in 1994.
- ▶ Came to the United States in 1995 to pitch in the Gulf Coast League... returned to the Gulf Coast Royals in 1996 where he logged a 5-1 record and 1.36 ERA in 12 games.
- ▶ Started 25 of 27 games for Lansing (A) of the Midwest League in 1997.
- ▶ Worked exclusively in relief in 1998...named to the Carolina League All-Star team after posting a 3-2 record with 7 saves and a 0.82 ERA in 23 relief appearances for Wilmington.

Moreno's Career Bests		
<b>Season:</b>		
Wins	----	----
ERA	5.63	1999
SV	----	----
IP	8.0	1999
SO	7	1999
Win Streak	----	----
<b>Game:</b>		
Low Hit	----	
SO	2 - twice	
	vs. St.L., 6/7/99	
	vs. St.L., 6/9/99	

- ▶ Voted as having the Carolina League's "Best Fastball" in 1998...limited league batters to just 8 hits and 10 walks in 33.0 innings while fanning 50.
- ▶ Named the Carolina League Pitcher of the Week for April 23-29, 1998 after tossing 9.0 hitless innings over 3 games.
- ▶ Promoted to Wichita (AA) on June 25, 1998...was 0-1 with 7 saves and a 2.88 ERA in 24 contests in his 1st stint in the Texas League...also saved 5 post-season games for Wichita.
- ▶ Combined on the 2 stops in 1998 for a 3-3 record and 14 saves with a 1.87 ERA, allowing just 36 hits in 67.1 innings...fanned 90 batters while walking just 22...posted a .153 opponents batting average, the 2nd-best mark for a minor league relief pitcher.
- ▶ Selected by *Baseball America* as the Royals 3rd-best prospect and was named the 9th-best prospect in the Carolina League...was the relief pitcher on the 1998 All-Prospect team announced by Howe SportsData.
- ▶ Selected to the 1998-99 Winter League All-Star team as selected by *Baseball America* after going 3-0 with a 1.32 ERA while playing in Venezuela.

### Miscellaneous Notes

- ▶ **Orber Aquiles Moreno** is married to Marjorie...they have 1 child, Maria (8-8-96).
- ▶ Attended Luisa Caceres High School in Venezuela.

Year	Club	W-L	ERA	G	GS	CG	SHO	SV	IP	H	R	ER	HR	HB	BB	SO	WP	BK
1994	Salcedo	3-3	3.19	16	11	0	0	1	67.2	51	33	24	3	0	27	44	4	0
1995	Gulf Coast	1-1	2.45	8	3	0	0	0	22.0	15	9	6	0	2	7	21	2	0
1996	Gulf Coast	5-1	1.36	12	7	0	0	1	46.1	37	15	7	2	1	10	50	2	2
1997	Lansing	4-8	4.81	27	25	0	0	0	138.1	150	83	74	15	8	45	128	9	0
1998	Wilmington	3-2	0.82	23	0	0	0	7	33.0	8	3	3	1	0	10	50	1	0
	Wichita	0-1	2.88	24	0	0	0	7	34.1	28	13	11	1	0	12	40	3	0
1999	Omaha	3-1	2.10	16	0	0	0	4	25.2	17	6	6	2	0	4	30	0	0
	KANSAS CITY	0-0	5.63	7	0	0	0	0	8.0	4	5	5	1	0	6	7	0	0
	Gulf Coast	0-0	0.00	1	1	0	0	0	1.0	0	0	0	0	0	0	1	0	0
2000	KANSAS CITY	(Injured - Did Not Play)																
Major League Totals		0-0	5.63	7	0	0	0	0	8.0	4	5	5	1	0	6	7	0	0
1993		Signed as a non-drafted free agent, Nov. 10...signed by Chuck McMichael and Graciano Ravelo.																

#### Moreno's M.L. Batting Totals

	AVG.	AB	H	HR	RBI
M.L. Totals	.000	0	0	0	0

#### Moreno's Career Fielding

POSITION	PCT.	G	PO	A	E	TC	DP
Pitcher	1.000	7	1	1	0	2	0

#### Moreno's 2000 and Career Breakdown

	2000							CAREER						
	W-L	S	ERA	G	IP	H	ER	W-L	S	ERA	G	IP	H	ER
<b>vs. American League</b>														
vs. Anaheim	-	-	-	-	-	-	-	0-0	0	0.00	1	1.0	1	0
Oakland	-	-	-	-	-	-	-	0-0	0	0.00	2	2.2	0	0
Texas	-	-	-	-	-	-	-	0-0	0	0.00	1	1.0	0	0
<b>vs. National League</b>														
vs. Arizona	-	-	-	-	-	-	-	-	-	-	-	-	-	-
Cincinnati	-	-	-	-	-	-	-	0-0	0	6.75	1	1.1	1	1
St. Louis	-	-	-	-	-	-	-	0-0	0	18.00	2	2.0	2	4
<b>Monthly</b>														
March/April	-	-	-	-	-	-	-	-	-	-	-	-	-	-
May	-	-	-	-	-	-	-	0-0	0	0.00	3	3.2	1	0
June	-	-	-	-	-	-	-	0-0	0	10.38	4	4.1	3	5
<b>Situational Pitching</b>														
Home	-	-	-	-	-	-	-	0-0	0	13.50	3	3.1	3	5
Road	-	-	-	-	-	-	-	0-0	0	0.00	4	4.2	1	0
Before ASG	-	-	-	-	-	-	-	0-0	0	5.63	7	8.0	4	5
Reliever	-	-	-	-	-	-	-	0-0	0	5.63	7	8.0	4	5



# Scott Mullen

## Left-handed Pitcher

### 2000

- ▶ Mullen spent time with Wichita (AA), Omaha (AAA) and Kansas City and was moved to the bullpen for the 1st time in his career.
- ▶ Started the season with Wichita...posted a 3-2 mark and 7 saves with a 3.19 ERA in 33 contests.
- ▶ Logged a 2-1 mark and a 3.05 ERA in 16 games out of the bullpen for Omaha.
- ▶ Contract was purchased by Kansas City on Aug. 30...made Major League debut Aug. 31 at Tampa Bay...retired the only batter he faced to finish a 2-1 loss.
- ▶ Yielded just 1 earned run over his first 10 outings with the Royals for a 0.96 ERA (9.1 IP)...was hit for 4 earned runs in final appearance to finish with a 4.35 ERA.
- ▶ Finished 5 games for Kansas City....retired 8 of 10 first-batters faced and limited left-handed batters to a .143 average (3-for-21).
- ▶ Underwent surgery on Oct. 17 to repair a partially torn tendon in the rotator-cuff area of his left shoulder...surgery performed by Dr. James Andrews.

#### Height, Weight:

6-2, 195

#### Bats/Throws:

Right/Left

#### Resides:

Beaufort, S.C.

#### Birthdate (Age):

Jan. 17, 1975 (26)

#### Birthplace:

San Benito, Texas

#### Acquired:

Selected in 7th round of  
1996 June Free Agent Draft

#### Contract Status:

Signed through 2001

#### M.L. Service:

32 days

### Minor League Notes

- ▶ Mullen tied for 2nd in games started, was 4th in strikeouts and tied for 5th in innings pitched in the Northwest League in 1996, his 1st professional season.
- ▶ Combined for a 9-6 record and a 4.04 ERA in 27 starts at Lansing and Wilmington in 1997.
- ▶ Earned All-Star honors in the Carolina League in 1998 after posting an 8-4 mark with a 2.21 ERA in 14 starts...named Carolina League Pitcher of the Week for the week of June 4-10.
- ▶ Promoted to Wichita on June 25...combined for a 16-6 record at Wilmington and Wichita in 1998 with a 3.06 ERA...his 16 wins tied for 3rd highest among all minor league pitchers and led all Kansas City farmhands.
- ▶ Added to the 40-man roster for the 1st time in his career in Nov. 1998...pitched for Caguas in the Puerto Rican Winter League following the 1998 season...was outrighted off the 40-man roster on Dec. 22, 1999.

#### Mullen's Career Bests

Season:		
Wins	----	----
ERA	4.35	2000
SV	----	----
IP	10.1	2000
SO	7	2000
Win Streak	----	----

### Miscellaneous Notes

- ▶ **Kenneth Scott Mullen** is married to Jennifer...graduated from Beaufort (S.C.) High School in 1993.
- ▶ Attended Dallas Baptist University.

Game:	
Low Hit	----
SO	2 - vs. NY, 9/4/00

Year	Club	W-L	ERA	G	GS	CG	SHO	SV	IP	H	R	ER	HR	HB	BB	SO	WP	BK
1996	Spokane	5-6	3.92	15	15	0	0	0	80.1	78	45	35	6	8	29	78	1	0
1997	Lansing	5-2	3.70	16	16	0	0	0	92.1	90	46	38	14	4	31	78	2	1
	Wilmington	4-4	4.55	11	11	0	0	0	59.1	64	35	30	5	1	26	43	5	2
1998	Wilmington	8-4	2.21	14	14	1	1	0	85.2	68	28	21	4	7	25	56	3	1
	Wichita	8-2	4.11	12	12	0	0	0	70.0	66	34	32	7	1	26	42	7	0
1999	Wichita	4-3	4.01	9	9	0	0	0	49.1	47	28	22	2	1	18	30	3	0
	Omaha	6-7	6.26	20	20	0	0	0	119.1	150	91	83	24	2	53	87	7	1
2000	Wichita	3-2	3.19	33	1	0	0	7	73.1	65	27	26	5	1	26	61	3	0
	Omaha	2-1	3.05	16	0	0	0	0	20.2	15	10	7	1	1	8	21	0	0
	KANSAS CITY	0-0	4.35	11	0	0	0	0	10.1	10	5	5	2	0	3	7	0	0
Major League Totals		0-0	4.35	11	0	0	0	0	10.1	10	5	5	2	0	3	7	0	0

1996 Selected in the 7th round of the June Free Agent Draft...signed by Terry Wetzel.

### Mullen's M.L. Batting Totals

	AVG.	AB	H	HR	RBI
M.L. Totals	.000	0	0	0	0

### Mullen's Career Fielding

Position	PCT.	G	PO	A	E	TC	DP
Pitcher	1.000	11	0	1	0	1	0

### Mullen's 2000 and Career Breakdown

vs. American League	2000								CAREER							
	W-L	S	ERA	G	IP	H	ER	W-L	S	ERA	G	IP	H	ER		
vs. Anaheim	0-0	0	0.00	1	1.0	0	0	0-0	0	0.00	1	1.0	0	0		
Baltimore	-	-	-	-	-	-	-	-	-	-	-	-	-	-		
Boston	-	-	-	-	-	-	-	-	-	-	-	-	-	-		
Chicago	0-0	0	36.00	1	1.0	4	4	0-0	0	36.00	1	1.0	4	4		
Cleveland	-	-	-	-	-	-	-	-	-	-	-	-	-	-		
Detroit	0-0	0	0.00	1	0.1	0	0	0-0	0	0.00	1	0.1	0	0		
Kansas City	-	-	-	-	-	-	-	-	-	-	-	-	-	-		
Minnesota	-	-	-	-	-	-	-	-	-	-	-	-	-	-		
New York	0-0	0	3.38	2	2.2	1	1	0-0	0	3.38	2	2.2	1	1		
Oakland	-	-	-	-	-	-	-	-	-	-	-	-	-	-		
Seattle	-	-	-	-	-	-	-	-	-	-	-	-	-	-		
Tampa Bay	0-0	0	0.00	2	1.2	0	0	0-0	0	0.00	2	1.2	0	0		
Texas	0-0	0	0.00	4	3.2	5	0	0-0	0	0.00	4	3.2	5	0		
Toronto	-	-	-	-	-	-	-	-	-	-	-	-	-	-		
vs. National League	W-L	S	ERA	G	IP	H	ER	W-L	S	ERA	G	IP	H	ER		
vs. Arizona	-	-	-	-	-	-	-	-	-	-	-	-	-	-		
Atlanta	-	-	-	-	-	-	-	-	-	-	-	-	-	-		
Chicago	-	-	-	-	-	-	-	-	-	-	-	-	-	-		
Cincinnati	-	-	-	-	-	-	-	-	-	-	-	-	-	-		
Colorado	-	-	-	-	-	-	-	-	-	-	-	-	-	-		
Florida	-	-	-	-	-	-	-	-	-	-	-	-	-	-		
Houston	-	-	-	-	-	-	-	-	-	-	-	-	-	-		
Los Angeles	-	-	-	-	-	-	-	-	-	-	-	-	-	-		
Milwaukee	-	-	-	-	-	-	-	-	-	-	-	-	-	-		
Montreal	-	-	-	-	-	-	-	-	-	-	-	-	-	-		
New York	-	-	-	-	-	-	-	-	-	-	-	-	-	-		
Philadelphia	-	-	-	-	-	-	-	-	-	-	-	-	-	-		
Pittsburgh	-	-	-	-	-	-	-	-	-	-	-	-	-	-		
St. Louis	-	-	-	-	-	-	-	-	-	-	-	-	-	-		
San Diego	-	-	-	-	-	-	-	-	-	-	-	-	-	-		
San Francisco	-	-	-	-	-	-	-	-	-	-	-	-	-	-		
Monthly	W-L	S	ERA	G	IP	H	ER	W-L	S	ERA	G	IP	H	ER		
March/April	-	-	-	-	-	-	-	-	-	-	-	-	-	-		
May	-	-	-	-	-	-	-	-	-	-	-	-	-	-		
June	-	-	-	-	-	-	-	-	-	-	-	-	-	-		
July	-	-	-	-	-	-	-	-	-	-	-	-	-	-		
August	0-0	0	0.00	1	0.1	0	0	0-0	0	0.00	1	0.1	0	0		
September/October	0-0	0	4.50	10	10.0	10	5	0-0	0	4.50	10	10.0	10	5		
Situational Pitching	W-L	S	ERA	G	IP	H	ER	W-L	S	ERA	G	IP	H	ER		
Home	0-0	0	1.50	6	6.0	3	1	0-0	0	1.50	6	6.0	3	1		
Road	0-0	0	8.31	5	4.1	7	4	0-0	0	8.31	5	4.1	7	4		
Before ASG	-	-	-	-	-	-	-	-	-	-	-	-	-	-		
After ASG	0-0	0	4.36	11	10.1	10	5	0-0	0	4.36	11	10.1	10	5		
Starter	-	-	-	-	-	-	-	-	-	-	-	-	-	-		
Reliever	0-0	0	4.36	11	10.1	10	5	0-0	0	4.36	11	10.1	10	5		



**#36**

**Height, Weight:**

6-1, 195

**Bats/Throws:**

Right/Right

**Resides:**

Garden Grove, Calif.

**Birthdate (Age):**

Nov. 21, 1973 (27)

**Birthplace:**

Los Alamitos, Calif.

**Acquired:**

Obtained from the New York Mets in exchange for pitcher Glendon Rusch, Sept. 14, 1999

**Contract Status:**

Signed through 2001.

**M.L. Service:**

72 days

# Dan Murray

## Right-handed Pitcher

### Career Notes

- ▶ Pitched for the Royals in each of the past 2 seasons, logging a 5.76 ERA in 15 big league contests...has yet to figure in a decision.

### 2000

- ▶ Murray spent most of the year with Omaha (AAA)...led the Golden Spikes staff with 10 wins, 140.2 innings pitched and 102 strikeouts in 27 games (22 starts)...finished with a 10-9 record, 1 save and a 5.57 ERA with Omaha.
- ▶ Recalled from Omaha on June 8...made 3 outings with a 10.50 ERA before being optioned to Omaha on June 23...recalled again on Sept. 5.
- ▶ Posted a 2.03 ERA in 13.1 innings over 7 appearances after his 2nd recall to lower his Royals ERA from 10.50 to a season-ending 4.66.
- ▶ Pitched in the Dominican Winter League, going 0-5 with a 3.79 ERA in 10 relief appearances.

### 1999

- ▶ Started the season with Norfolk (AAA) in the New York Mets organization...compiled a 12-10 record with a 4.97 ERA in 29 games and 27 starts in the International League...fired 3 complete games and a team-high 145.0 innings for the Tides.
- ▶ Totaled 96 strikeouts, finishing 2nd in the International League...tied for 3rd with 12 wins and tied for 4th with 27 starts.
- ▶ Recalled by the Mets on Aug. 9 and made his Major League debut that night against Los Angeles...surrendered 3 runs on 4 hits with 2 walks and 1 strikeout in 2.0 innings.
- ▶ Made just 1 appearance with the Mets before being optioned back to the Mets' Triple-A affiliate Norfolk on Aug. 11.
- ▶ Acquired by the Royals from the Mets in exchange for pitcher Glendon Rusch on Sept. 14...made debut with the Royals that night against Anaheim, allowing 1 earned run in 2.0 frames.
- ▶ Finished with a 6.48 ERA in 4 appearances for Kansas City...struck out 8 in 8.1 innings with 9 hits, 4 walks and 6 earned runs allowed.
- ▶ Was 2-3 with a 3.86 ERA in 11 games for Magallanes in the Venezuelan Winter League.

### Minor League Notes

- ▶ Murray had a 0-6 record despite a 1.97 ERA in 22 relief appearances in his 1st professional season at Pittsfield (A) in 1995...notched 6

#### Murray's Career Bests

**Season:**

<b>Wins</b>	—	—
<b>ERA</b>	4.66	2000
<b>SV</b>	—	—
<b>IP</b>	19.1	2000
<b>SO</b>	16	2000
<b>Win Streak</b>	—	—

**Game:**

**Low Hit**

-----

**SO**

4 – twice,  
vs. Oak., 6/18/00  
at Tex., 9/17/00

saves and struck out 34 batters in just 32.0 innings.

- ▶ Was 4-1 out of the bullpen and 3-4 as a starter in his 1st season with St. Lucie (A) in 1996.
- ▶ Pitched for St. Lucie in 1997 and tied for 2nd in wins (12) and complete games (4) among Mets short-season pitchers...was the Florida State League Pitcher of the Week for the period from Aug. 3-9.
- ▶ Finished 4th in the Eastern League in strikeouts and was 5th in ERA with Binghamton (AA) in 1998...finished the campaign with an 11-6 record and held right-handed batters to a .213 average...allowed 2 runs or less in 20 of his 27 starts...named to the Eastern League's mid-season All-Star team.
- ▶ Is 52-46 in 6 minor league seasons with a 4.14 ERA, allowing 340 earned runs on 738 hits in 740.0 innings of work.

### Miscellaneous Notes

- ▶ **Daniel Saffle Murray** is married to Sarah...he graduated from Pacifica (Calif.) High School where he played baseball, basketball and football... was the starting quarterback on the football squad.
- ▶ Pitched 2 years at San Diego State University...was a teammate of Phillies 1st baseman Travis Lee.

Year	Club	W-L	ERA	G	GS	CG	SHO	SV	IP	H	R	ER	HR	HB	BB	SO	WP	BK
1995	Pittsfield	0-6	1.97	22	0	0	0	6	32.0	24	17	7	1	1	16	34	3	0
1996	St. Lucie	7-5	4.25	33	13	0	0	0	101.2	114	60	48	2	8	53	56	11	0
1997	St. Lucie	12-10	3.45	30	24	4	2	0	156.1	150	75	60	4	10	55	91	13	0
1998	Binghamton	11-6	3.18	27	27	1	1	0	164.1	153	64	58	13	8	54	159	5	0
1999	Norfolk	12-10	4.97	29	27	3	1	0	145.0	149	91	80	22	7	70	96	11	3
	NEW YORK (NL)	0-0	13.50	1	0	0	0	0	2.0	4	3	3	0	0	2	1	1	0
	KANSAS CITY	0-0	6.48	4	0	0	0	0	8.1	9	8	6	4	1	4	8	0	0
2000	Omaha	10-9	5.57	27	22	1	1	1	140.2	148	99	87	22	7	60	102	9	1
	KANSAS CITY	0-0	4.66	10	0	0	0	0	19.1	20	10	10	7	1	10	16	2	0
A.L. Totals		0-0	5.21	14	0	0	0	0	27.2	29	18	16	11	2	14	24	2	0
N.L. Totals		0-0	13.50	1	0	0	0	0	2.0	4	3	3	0	0	2	1	1	0
Major League Totals		0-0	5.76	15	0	0	0	0	29.2	33	21	19	11	2	16	25	3	0

1995 Selected by the New York Mets in the 10th round of the June Free Agent Draft.

1999 Obtained by Royals from the Mets in exchange for LHP Glendon Rusch, Sept. 14.

### Murray's M.L. Batting Totals

	AV'G.	AB	H	HR	RBI
M.L. Totals	.000	0	0	0	0

### Murray's Career Fielding

POSITION	PCT.	G	PO	A	E	TC	DP
Pitcher	1.000	15	7	4	0	11	0

### Murray's 2000 and Career Breakdown

vs. American League	2000								CAREER							
	W-L	S	ERA	G	IP	H	ER		W-L	S	ERA	G	IP	H	ER	
vs. Anaheim	-	-	-	-	-	-	-	-	0-0	0	4.50	1	2.0	1	1	
Chicago	0-0	0	4.50	1	2.0	2	1		0-0	0	4.50	1	2.0	2	1	
Cleveland	0-0	0	0.00	1	3.1	4	0		0-0	0	0.00	1	3.1	4	0	
Detroit	0-0	0	0.00	2	2.2	2	0		0-0	0	4.15	3	4.1	5	2	
Oakland	0-0	0	23.63	2	2.2	9	7		0-0	0	15.19	3	5.1	13	9	
Seattle	0-0	0	0.00	1	3.1	0	0		0-0	0	1.69	2	5.1	1	1	
Tampa Bay	0-0	0	3.38	3	5.1	3	2		0-0	0	3.38	3	5.1	3	2	
vs. National League	W-L	S	ERA	G	IP	H	ER		W-L	S	ERA	G	IP	H	ER	
vs. Los Angeles	-	-	-	-	-	-	-		0-0	0	13.50	1	2.0	4	3	
Monthly	W-L	S	ERA	G	IP	H	ER		W-L	S	ERA	G	IP	H	ER	
June	0-0	0	10.50	3	6.0	9	7		0-0	0	10.50	3	6.0	9	7	
August	-	-	-	-	-	-	-		0-0	0	13.50	1	2.0	4	3	
September/October	0-0	0	2.03	7	13.1	11	3		0-0	0	3.74	11	21.2	20	9	
Situational Pitching	W-L	S	ERA	G	IP	H	ER		W-L	S	ERA	G	IP	H	ER	
Home	0-0	0	5.02	8	14.1	17	8		0-0	0	5.89	10	18.1	22	12	
Road	0-0	0	3.60	2	5.0	3	2		0-0	0	5.56	5	11.1	11	7	
Before ASG	0-0	0	10.50	3	6.0	9	7		0-0	0	10.50	3	6.0	9	7	
After ASG	0-0	0	2.03	7	13.1	11	3		0-0	0	4.56	12	23.2	24	12	
Starter	-	-	-	-	-	-	-		-	-	-	-	-	-	-	
Reliever	0-0	0	4.66	10	19.1	20	10		0-0	0	5.76	15	29.2	33	19	



#35

# Jon Nunnally

## Outfielder (non-roster)

### Career Notes

- ▶ Has played for 3 different teams since 1st coming up with the Royals in 1995 (Cincinnati, Boston, and the New York Mets)...owns a .246 career average with 42 home runs and 125 RBI in 364 games.
- ▶ Posted a .237 average with 20 home runs and 63 RBI in parts of 3 seasons with the Royals (1995-97) and owns the Royals career record for steals of home with 4.
- ▶ Became the 1st Royal and 70th Major Leaguer to homer in his 1st big league at-bat on April 29, 1995.

### Height, Weight:

5-10, 190

### Bats/Throws:

Left/Right

### Resides:

Keeling, Va.

### Birthdate (Age):

Nov. 9, 1971 (29)

### Birthplace:

Pelham, N.C.

### Acquired:

Signed as a minor league free agent, Dec. 18, 2000

### Contract Status:

Signed through 2001

### M.L. Service:

3 years, 13 days

### 2000

- ▶ Nunnally started the season on the Mets Opening Day roster and played in 48 games for the league champions...batted .189 with 16 runs scored and 6 RBI...homered at Pittsburgh on April 16 and at San Francisco on May 3.
- ▶ Designated for assignment on June 2 after hitting just .143 in May...contract sold to Orix of the Japanese League on June 7.
- ▶ Spent the remainder of the season with the Orix BlueWave of the Japanese League...managed just a .165 average with 5 home runs and 15 RBI in 42 games.
- ▶ Rejoined the Royals as a minor league free agent on Dec. 18.

### 1999

- ▶ Spent most of the season with Pawtucket (AAA), hitting .267 with 23 home runs and 76 RBI...ranked 5th in the International League in stolen bases (26) and 2nd in walks (85)...finished 3rd in the league with 12 outfield assists.
- ▶ Registered 37 multi-hit games and knocked in 4 runs 3 times.
- ▶ Put together a 12-game hitting streak from June 14-25, hitting .426 (20-for-47) during that stretch.
- ▶ Earned a September call-up with Boston...made 10 appearances and started 2 games.
- ▶ Batted .282 with 11 RBI in 33 games for Oriente of the Venezuelan Winter League.

#### Nunnally's Career Bests

Season:		
Avg:	.308	1997
Hits	74	1995
HR	14	95, 97
RBI	42	1995
SB	7	1997
Hit Streak	13	1997

### 1998

- ▶ Had 2 stints with the Reds during the year, March 31-June 14 and Sept. 9-27...made 51 starts for Cincinnati (30 in right field, 18 in center and 3 in left).
- ▶ Tied a career-high with 2 home runs and added 4 RBI against the Chicago Cubs at Wrigley Field on Sept. 19.

#### Game Highs:

<b>Hits</b>	3 - 10 times
	Last: at Colo., 4/11/98
<b>Home Runs</b>	2 - 2 times
	Last: at Chi.-NL, 9/19/98
<b>RBI</b>	4 - 3 times
	Last: at Chi.-NL, 9/19/98
<b>SB</b>	2 - at Tor, 5/23/95

## 1997

- ▶ Started the season in the Kansas City organization but was obtained by Cincinnati with Chris Stynes in exchange for Hector Carrasco and Scott Service on July 15...hit .241 in 13 games for the Royals.
- ▶ Made 52 starts in the Reds outfield, hitting at a .318 clip with 7 home runs and 20 RBI.
- ▶ Underwent surgery on Oct. 6 to remove a bone in his left foot and surgery on Dec. 8 to remove the same bone in his right foot.

## 1996

- ▶ Began the season with Kansas City but was optioned to Omaha (AAA) on April 12.
- ▶ Recalled on June 7 and homered in his 1st at-bat off Bob Wolcott...optioned back to Omaha on June 17...hit .211 with 5 home runs and 17 RBI in 35 games at the Major League level.
- ▶ Hit 12 home runs in July to tie Ozzie Timmons for most homers by a minor leaguer in a month.

## 1995

- ▶ Made the jump from Class A ball to Kansas City, hitting .244 for the Royals in 119 games.
- ▶ Made his Major League debut vs. Baltimore on April 26...entered the game as a pinch runner and scored a run...hit his 1st Major League homer off New York's Melido Perez in his 1st Major League at-bat on April 29 to become the 1st Royals player to homer in his 1st at-bat and the 70th player in Major League history to accomplish the feat.
- ▶ Stole home 4 times – May 24 at Toronto, July 29 vs. Detroit, Aug. 15 vs. Oakland and Sept. 18 vs. Minnesota – to set a Royals career record.

## Minor League Notes

- ▶ Nunnally was selected by Cleveland in the 3rd round of the 1992 June Free Agent Draft.
- ▶ Spent his 1st professional season with Watertown (A)...hit 19 extra-base hits and had 43 RBI.
- ▶ Named to the South Atlantic League All-Star Game in 1993 after hitting .251 with 15 home runs and 56 RBI for Columbus (A).
- ▶ Joined the Royals organization in December 1994 after being selected in the Rule 5 Draft.

## Miscellaneous Notes

- ▶ **Jon Keith Nunnally** is married to Tammy...the couple has 2 children, Kristen (1-17-92) and Jonathan Jr. (7-24-95).
- ▶ Graduated from Hargrave Military Academy in Chatham, Va., and played 2 years of baseball at Miami Dade South (Fla.) Community College...hit .410 as a sophomore and was named the Junior College Conference Player of the Year in the southern division.
- ▶ Originally selected by Baltimore in the 32nd round of the 1990 June Free Agent Draft but did not sign.

Year	Club	AVG.	G	AB	R	H	2B	3B	HR	RBI	SH	SF	HP	BB	SO	SB-CS	E
1992	Watertown	.240	69	246	39	59	10	4	5	43	0	4	1	32	55	12-3	8
1993	Columbus	.251	125	438	81	110	15	2	15	56	4	6	3	63	108	17-11	25
1994	Kinston	.267	132	483	70	129	29	2	22	74	1	3	3	64	125	23-10	9
1995	KANSAS CITY	.244	119	303	51	74	15	6	14	42	4	0	2	51	86	6-4	6
1996	KANSAS CITY	.211	35	90	16	19	5	1	5	17	0	1	0	13	25	0-0	2
	Omaha	.281	103	345	76	97	21	4	25	77	0	6	8	47	100	10-9	4
1997	Omaha	.278	68	230	35	64	11	1	15	33	0	2	3	39	67	8-3	7
	KANSAS CITY	.241	13	29	8	7	0	1	1	4	0	0	0	5	7	0-0	0
	CINCINNATI	.318	65	201	38	64	12	3	13	35	1	1	2	26	51	7-3	2
1998	CINCINNATI	.207	74	174	29	36	9	0	7	20	1	3	1	34	38	3-4	6
	Indianapolis	.252	79	290	53	73	18	2	11	53	1	6	2	47	71	7-4	8
1999	Pawtucket	.267	133	494	90	132	24	3	23	76	1	7	3	85	103	26-4	5
	BOSTON	.286	10	14	4	4	1	0	0	1	0	0	0	6	0-0	0	0
2000	NEW YORK (NL)	.189	48	74	16	14	5	1	2	6	0	1	0	17	26	3-1	1
	Orix	.165	42	115	18	19	7	0	5	15	0	0	0	19	44	2-0	0
	A.L. Totals	.239	177	436	79	104	21	8	20	64	4	1	2	69	124	6-4	8
	N.L. Totals	.254	187	449	83	114	26	4	22	61	2	5	3	77	115	13-8	9
	Major League Totals	.246	364	885	162	218	47	12	42	125	6	6	5	146	239	19-12	17

1992 Selected by the Cleveland Indians in the 3rd round of the June Free Agent Draft.  
 1994 Selected by the Royals in the December Rule 5 Draft.

- 1997 Obtained by the Cincinnati Reds with infielder Chris Stynes from the Royals in exchange for pitcher Hector Carrasco and pitcher Scott Service, July 15.
- 1999 Obtained by the Boston Red Sox from Cincinnati in exchange for pitcher Pat Flury, March 25.  
Obtained by the New York Mets in exchange for outfielder Jermaine Allensworth, Nov. 12.
- 2000 Contract sold to the Orix BlueWave of the Japanese League, June 7,  
Signed by the Royals as a minor league free agent, Dec. 18.

## Nunnally's Career Fielding

POSITION	PCT.	G	PO	A	E	TC	DP
Outfielder	.971	311	555	17	17	589	4

## Nunnally's 2000 and Career Breakdown

vs. American League	2000					CAREER				
	AVG.	AB	H	HR	RBI	AVG.	AB	H	HR	RBI
vs. Anaheim	-	-	-	-	-	.200	25	5	2	3
Baltimore	-	-	-	-	-	.200	30	6	1	5
Boston	-	-	-	-	-	.154	13	2	1	1
Chicago	-	-	-	-	-	.258	31	8	1	2
Cleveland	-	-	-	-	-	.149	47	7	0	3
Detroit	-	-	-	-	-	.242	33	8	2	2
Kansas City	-	-	-	-	-	.143	7	1	0	0
Minnesota	-	-	-	-	-	.234	47	11	1	10
New York	-	-	-	-	-	.381	21	8	1	6
Oakland	-	-	-	-	-	.190	42	8	1	3
Seattle	-	-	-	-	-	.250	36	9	3	8
Tampa Bay	-	-	-	-	-	-	-	-	-	-
Texas	-	-	-	-	-	.243	37	9	2	4
Toronto	-	-	-	-	-	.300	40	12	2	11
vs. National League	AVG.	AB	H	HR	RBI	AVG.	AB	H	HR	RBI
vs. Arizona	.200	5	1	0	0	.167	6	1	0	0
Atlanta	-	-	-	-	-	.125	16	2	0	1
Chicago	.200	5	1	0	0	.263	38	10	3	6
Cincinnati	.333	6	2	0	1	.333	6	2	0	1
Colorado	.200	5	1	0	0	.306	49	15	4	10
Florida	.000	11	0	0	0	.150	20	3	0	1
Houston	-	-	-	-	-	.286	14	4	2	3
Los Angeles	.333	6	1	0	0	.250	40	10	0	4
Milwaukee	.143	7	1	0	1	.286	63	18	4	10
Montreal	-	-	-	-	-	.381	21	8	2	8
New York	-	-	-	-	-	.233	43	10	4	4
Philadelphia	.500	4	2	0	1	.286	42	12	0	3
Pittsburgh	.375	8	3	1	2	.364	44	16	4	12
St. Louis	.000	4	0	0	0	.143	14	2	0	0
San Diego	.000	9	0	0	0	.243	37	9	1	3
San Francisco	.250	4	1	1	1	.087	23	2	1	1
Monthly	AVG.	AB	H	HR	RBI	AVG.	AB	H	HR	RBI
March/April	.231	39	9	1	5	.261	115	30	3	16
May	.143	35	5	1	1	.188	139	26	7	14
June	-	-	-	-	-	.246	118	29	7	18
July	-	-	-	-	-	.254	122	31	7	19
August	-	-	-	-	-	.228	158	36	6	20
September/October	-	-	-	-	-	.283	233	66	12	38
Situational Hitting	AVG.	AB	H	HR	RBI	AVG.	AB	H	HR	RBI
Home	.189	37	7	0	2	.221	403	89	17	48
Road	.189	37	7	2	4	.268	482	129	25	77
Day	.172	29	5	2	3	.234	295	69	18	47
Night	.200	45	9	0	3	.253	590	149	24	78
Natural Grass	.133	60	8	1	3	.239	595	142	26	74
Artificial Turf	.429	14	6	1	3	.262	290	76	16	51
Before ASG	.189	74	14	2	6	.234	397	93	19	52
After ASG	-	-	-	-	-	.256	488	125	23	73
vs. LHP	.000	2	0	0	0	.216	97	21	3	15
vs. RHP	.194	72	14	2	6	.250	788	197	39	110
with RISP	.214	14	3	0	3	.263	205	54	7	79
Bases Loaded	.000	7	0	0	1	.273	22	6	1	17
Pinch Hitter	.211	19	4	0	1	.164	67	11	1	8
Desig. Hitter	-	-	-	-	-	.200	10	2	0	0



#8

**Height, Weight:**

5-11, 170

**Bats/Throws:**

Right/Right

**Resides:**

Maracaibo, Venezuela

**Birthdate (Age):**

Aug. 12, 1975 (25)

**Birthplace:**

Maracaibo, Venezuela

**Acquired:**

Claimed off waivers from the Arizona Diamondbacks, April 5, 2000

**Contract Status:**

Signed through 2001

**M.L. Service:**

1 year, 170 days

# Luis Ordaz

## Infielder

### Career Notes

- ▶ Played in 144 big league contests (79 with the St. Louis Cardinals from 1997-99 and 65 with Kansas City in 2000)...owns a .212 career average with 32 runs scored and 22 RBI.
- ▶ Became the 100th Venezuelan-born player to play in the majors when he 1st appeared with St. Louis in 1997.

### 2000

- ▶ Ordaz was a member of the Arizona Diamondbacks Opening Day 25-man roster but was designated for assignment following the season's 1st game.
- ▶ Claimed off waivers from the Arizona Diamondbacks on April 5.
- ▶ Notched his 1st hit as a Royal and also had a pair of sacrifice bunts at Detroit on May 10 in his 2nd start of the season.
- ▶ Made 27 starts for the Royals – 12 at shortstop and 15 at second base...committed just 1 error (Sept. 20 at shortstop).
- ▶ Had 3 multi-hit games on the season – at Oakland on June 24, at Houston on July 8 and at Detroit on July 22 (Game 1).
- ▶ Knocked in a career-high 3 runs at Oakland on June 24...went 2-for-3 with a double and a sacrifice fly in Kansas City's 8-3 win.
- ▶ Delivered the game-winning single to score Johnny Damon in the bottom of the 9th for a 7-6 win over the Tigers on Sept. 26.
- ▶ Played in the Venezuelan Winter League in the offseason...hit .309 with 14 runs and 13 RBI in 31 games for Occidente.

### 1999

- ▶ Spent the majority of the season with Memphis, the Triple-A affiliate of the St. Louis Cardinals.
- ▶ Was recalled to the big league club twice, totaling 10 games.
- ▶ Initially optioned to Memphis on April 3, but just 2 days later was recalled to St. Louis due to an injury to David Howard...optioned back to Triple-A on April 19, then did not return until Sept. 2.
- ▶ Lone hit and RBI with the Cardinals occurred in the season opener against Milwaukee, knocking in a pair of runs with a single.
- ▶ Hit .285 with Memphis to rank 3rd among all Triple-A shortstops.
- ▶ Acquired by Arizona on Dec. 15 in exchange for outfielder Dante Powell.

#### Ordaz's Career Bests

##### Season:

<b>Avg:</b>	.273	1997
<b>Hits</b>	31	1998
<b>HR</b>	-----	-----
<b>RBI</b>	11	2000
<b>SB</b>	4	2000
<b>Hit Streak</b>	8	1998

##### Game Highs:

<b>Hits</b>	3 – vs. Pit., 9/14/98
<b>Home Runs</b>	-----
<b>RBI</b>	3 – at Oak., 6/24/00
<b>SB</b>	1 – 32 times
	Last: at Tex., 9/17/00

## 1998

- ▶ Saw his most extensive duty in the majors, appearing in 57 games during 3 stints with the Cardinals.
- ▶ Hit safely in 11 of his last 14 games with the Cardinals for a .349 clip (15-for-43), featuring a career-high 8-game hitting streak from Sept. 13-20.
- ▶ Logged a career-best 3-hit game on Sept. 14 vs. Pittsburgh.

## 1997

- ▶ Made the jump from Triple-A to the majors in September, his 1st taste of big league action.
- ▶ Debut came on Sept. 3 vs. the Chicago White Sox, but did not collect his 1st hit until Sept. 20, when he picked up 3 hits, including a double plus a stolen base.

## Minor League Notes

- ▶ Ordaz was signed as a non-drafted free agent by Cincinnati on Jan. 27, 1993 at age 17.
- ▶ Hit .300 in 57 games for Princeton in Appalachian Rookie League in 1993, splitting the season between 3rd base and shortstop.
- ▶ Opened the 1994 season with Charleston (A) but after 9 games was moved to Princeton...went on to lead the Appalachian League in assists (173) and total chances (277) among shortstops, earning a spot on the league's all-star team.
- ▶ Played at Charleston in 1995, finishing 2nd among South Atlantic shortstops with a .954 fielding percentage, committing 14 fewer errors (22) than any other shortstop with at least 110 games played.
- ▶ Was part of a 3-team trade on Dec. 4, 1995, going to the Cardinals for outfielder Andre King, while the Cards also received outfielder Miguel Mejia from the Royals and Kansas City received Mike Remlinger from the Reds.
- ▶ Finished 3rd on the St. Pete club (A) with a .272 average in his 1st season in the Cardinals chain in 1996.

## Miscellaneous Notes

- ▶ **Luis Javier Ordaz** is single...graduated from Santa Maria Goretti High School (Maracaibo, Venezuela) in 1992.

Year	Club	AVG.	G	AB	R	H	2B	3B	HR	RBI	SH	SF	HP	BB	SO	SB-CS	E
1993	Princeton	.300	57	217	28	65	9	7	2	39	0	5	2	7	32	3-1	13
1994	Charleston (WV)	.226	9	31	3	7	0	0	0	0	1	0	1	1	4	1-0	7
	Princeton	.246	60	211	33	52	12	3	0	12	5	1	2	10	27	7-5	24
1995	Charleston (WV)	.231	112	359	43	83	14	7	2	42	8	4	6	13	47	12-5	22
1996	St. Petersburg	.272	126	423	46	115	13	3	3	49	7	6	1	30	53	10-5	21
1997	Arkansas	.287	115	390	44	112	20	6	4	58	7	6	2	22	39	11-10	33
	ST. LOUIS	.273	12	22	3	6	1	0	0	1	0	0	0	1	2	3-0	1
1998	Memphis	.290	59	214	29	62	9	2	6	35	4	1	1	16	20	3-3	14
	ST. LOUIS	.203	57	153	9	31	5	0	0	8	4	0	0	12	18	2-0	13
1999	ST. LOUIS	.111	10	9	3	1	0	0	0	2	1	0	0	1	2	1-0	3
	Memphis	.285	107	362	31	103	25	4	1	45	3	9	4	24	40	3-4	23
2000	KANSAS CITY	.221	65	104	17	23	2	0	0	11	4	3	1	5	10	4-2	1
A.L. Totals		.221	65	104	17	23	2	0	0	11	4	3	1	5	10	4-2	1
N.L. Totals		.207	79	184	15	38	6	0	0	11	5	0	0	14	22	6-0	17
Major League Totals		.212	144	288	32	61	8	0	0	22	9	3	1	19	32	10-2	18

1993 Signed by the Cincinnati Reds as a non-drafted free agent, Jan. 27.

1995 Obtained by St. Louis Cardinals as part of a 3-team deal in which the Reds sent pitcher Mike Remlinger to the Royals, the Cardinals sent outfielder Andre King to Cincinnati and the Royals sent outfielder Miguel Mejia to St. Louis, Dec. 4.

1999 Obtained by Arizona from St. Louis in exchange for OF Dante Powell, Dec. 15.

2000 Claimed by the Royals off waivers from Arizona, April 5.

## Ordaz's Career Fielding

POSITION	PCT.	G	PO	A	E	TC	DP
2nd Base	1.000	24	29	34	0	63	11
3rd Base	-	3	0	0	0	0	0
Shortstop	.949	111	118	214	18	350	56

## Ordaz's 2000 and Career Breakdown

vs. American League	2000					CAREER				
	AVG.	AB	H	HR	RBI	AVG.	AB	H	HR	RBI
vs. Anaheim	.222	9	2	0	1	.222	9	2	0	1
Baltimore	-	-	-	-	-	-	-	-	-	-
Boston	.000	6	0	0	1	.000	6	0	0	1
Chicago	.286	7	2	0	0	.200	10	2	0	0
Cleveland	.500	4	2	0	0	.429	7	3	0	0
Detroit	.417	12	5	0	3	.417	12	5	0	3
Kansas City	-	-	-	-	-	.143	7	1	0	0
Minnesota	.167	6	1	0	1	.188	16	3	0	1
New York	.000	1	0	0	1	.000	1	0	0	1
Oakland	.200	15	3	0	3	.200	15	3	0	3
Seattle	.222	9	2	0	1	.222	9	2	0	1
Tampa Bay	-	-	-	-	-	-	-	-	-	-
Texas	.143	7	1	0	0	.143	7	1	0	0
Toronto	.000	5	0	0	0	.000	5	0	0	0
vs. National League	AVG.	AB	H	HR	RBI	AVG.	AB	H	HR	RBI
vs. Arizona	-	-	-	-	-	-	-	-	-	-
Atlanta	-	-	-	-	-	.167	12	2	0	2
Chicago	.000	7	0	0	0	.216	37	8	0	2
Cincinnati	-	-	-	-	-	.050	20	1	0	1
Colorado	-	-	-	-	-	-	-	-	-	-
Florida	-	-	-	-	-	.000	1	0	0	0
Houston	.273	11	3	0	0	.261	23	6	0	1
Los Angeles	-	-	-	-	-	.000	1	0	0	0
Milwaukee	.333	3	1	0	0	.194	31	6	0	4
Montreal	-	-	-	-	-	.231	13	3	0	1
New York	-	-	-	-	-	.167	12	2	0	0
Philadelphia	-	-	-	-	-	-	-	-	-	-
Pittsburgh	.500	2	1	0	0	.367	30	11	0	1
St. Louis	-	-	-	-	-	.000	3	0	0	0
San Diego	-	-	-	-	-	-	-	-	-	-
San Francisco	-	-	-	-	-	.000	1	0	0	0
Monthly	AVG.	AB	H	HR	RBI	AVG.	AB	H	HR	RBI
March/April	.000	7	0	0	1	.111	9	1	0	3
May	.250	12	3	0	0	.200	15	3	0	0
June	.263	19	5	0	4	.222	36	8	0	4
July	.243	37	9	0	2	.179	56	10	0	2
August	.071	14	1	0	3	.169	71	12	0	8
September/October	.333	15	5	0	1	.267	101	27	0	5
Situational Hitting	AVG.	AB	H	HR	RBI	AVG.	AB	H	HR	RBI
Home	.160	50	8	0	2	.204	147	30	0	10
Road	.278	54	15	0	9	.220	141	31	0	12
Day	.161	56	9	0	8	.169	118	20	0	11
Night	.292	48	14	0	3	.241	170	41	0	11
Natural Grass	.218	101	22	0	11	.215	246	53	0	22
Artificial Turf	.333	3	1	0	0	.190	42	8	0	0
Before ASG	.230	61	14	0	5	.192	99	19	0	7
After ASG	.209	43	9	0	6	.222	189	42	0	15
vs. LHP	.172	29	5	0	2	.125	88	11	0	3
vs. RHP	.240	75	18	0	9	.250	200	50	0	19
with RISP	.185	27	5	0	11	.219	73	16	0	22
Bases Loaded	.000	2	0	0	0	.000	2	0	0	1
Pinch Hitter	.333	6	2	0	0	.222	9	2	0	0
Desig. Hitter	.000	0	0	0	0	.000	0	0	0	0



#22

**Height, Weight:**  
6-0, 205

**Bats/Throws:**  
Right/Right

**Resides:**  
Canovanas, Puerto Rico

**Birthdate (Age):**  
Oct. 14, 1969 (31)

**Birthplace:**  
Rio Piedras, Puerto Rico

**Acquired:**  
Signed as a minor league free agent, Nov. 30, 1999

**Contract Status:**  
Signed through 2001

**M.L. Service:**  
103 days

# Hector Ortiz

## Catcher

### Career Notes

- ▶ Has had stints with the Royals during the 1998 and 2000 seasons...has logged a .370 average with 5 RBI at the Major League level.

### 2000

- ▶ Ortiz started the season with Omaha (AAA)...hit at a .322 clip with 6 home runs and 24 RBI in 68 games with the Golden Spikes.
- ▶ Contract was purchased from Omaha on July 20...remained on the Royals roster the rest of the season and batted .386 (34-for-88) in 26 games with 15 runs scored, 6 doubles and 5 RBI...registered 12 multi-hit games as a Royal.
- ▶ First game of the season with Kansas City was 2nd game of a doubleheader at Detroit on July 22...collected a career-high 3 hits, including 2 doubles, and scored 3 runs in the game...followed with a 3-for-5 outing July 25 at Chicago.
- ▶ Collected his 1st Major League RBI on July 30 vs. Tampa Bay...drove in 2 runs with a 3-for-5 performance on Aug. 16 at Minnesota.

### 1999

- ▶ Signed a minor league contract with the Dodgers on Jan. 6 and went to spring training as a non-roster invite...assigned to San Antonio (AA) in the Texas League to open the season.
- ▶ Finished the season at Albuquerque after being promoted June 4...hit .305 in 55 games with the Dukes.

### 1998

- ▶ Had his contract purchased by Kansas City on Aug. 30 to replace the injured Sal Fasano...all 4 of his at-bats came in his lone start, Sept. 26 vs. the Chicago White Sox.

### Minor League Notes

- ▶ Ortiz was selected by the Los Angeles Dodgers in the 35th round of the 1988 June Free Agent Draft.
- ▶ Remained in the Dodgers chain through the 1994 season.
- ▶ Signed by the Chicago Cubs organization on Jan. 22, 1995, and spent the next 2 seasons in the Cubs organization.
- ▶ Signed by the Royals to a minor league contract in 1997 and was a non-roster invite to the big league spring training camp in 1998.

#### Ortiz's Career Bests

Season:		2000
<b>Avg:</b>	.386	2000
<b>Hits</b>	34	2000
<b>HR</b>	-----	-----
<b>RBI</b>	5	2000
<b>SB</b>	-----	-----
<b>Hit Streak</b>	5	2000

#### Game Highs:

<b>Hits</b>	3 - 4 times
	Last: vs. Det., 9/27/00
<b>Home Runs</b>	-----
<b>RBI</b>	2 - at Min., 8/16/00
<b>SB</b>	-----

## Miscellaneous Notes

- ▶ **Hector Ortiz, Jr.** and his wife Selena have one son, also named Hector.
- ▶ Graduated from Luis Hernaiz Verone High School in Canovanas, Puerto Rico in 1987...attended Ringer (Texas) Junior College.

Year	Club	AVG.	G	AB	R	H	2B	3B	HR	RBI	SH	SF	HP	BB	SO	SB-CS	E
1988	Salem	.143	32	77	5	11	1	0	0	4	1	0	1	5	16	0-2	7
1989	Vero Beach	.141	42	85	5	12	0	1	0	4	4	0	2	6	15	0-0	6
	Salem	.229	44	140	13	32	3	1	0	12	2	0	1	4	24	2-1	12
1990	Yakima	.272	52	173	16	47	3	1	0	12	1	0	1	5	15	1-1	7
1991	Vero Beach	.228	42	123	3	28	2	0	0	8	0	0	3	5	8	0-0	7
1992	Bakersfield	.282	63	206	19	58	8	1	1	31	3	2	5	21	16	2-3	3
	San Antonio	.203	26	59	1	12	1	0	0	5	1	0	1	11	13	0-0	3
1993	San Antonio	.214	49	131	6	28	5	0	1	6	3	0	0	9	17	0-2	8
	Albuquerque	.182	18	44	0	8	1	1	0	3	2	0	1	0	6	0-0	2
1994	Albuquerque	.301	34	93	7	28	1	1	0	10	0	1	0	3	12	0-0	4
	San Antonio	.120	24	75	4	9	0	0	0	4	0	2	1	2	7	0-0	2
1995	Orlando	.234	96	299	13	70	12	0	0	18	1	4	1	20	39	0-5	6
1996	Orlando	.218	78	216	16	47	8	0	0	15	1	3	0	26	23	1-2	6
	Iowa	.241	27	79	6	19	2	0	0	3	0	1	0	3	16	0-0	2
1997	Omaha	.190	21	63	7	12	3	0	0	3	0	0	0	13	15	0-0	3
	Wichita	.250	59	180	20	45	3	0	1	25	4	2	2	21	15	1-2	15
1998	Wichita	.154	4	13	1	2	0	0	0	0	0	0	0	2	1	0-1	1
	Omaha	.225	63	191	17	43	7	0	0	12	2	0	1	9	26	0-0	8
	KANSAS CITY	.000	4	4	1	0	0	0	0	0	0	0	0	0	0	0-0	0
1999	San Antonio	.240	40	121	10	29	4	0	0	13	0	3	0	10	17	0-1	6
	Albuquerque	.305	55	164	21	50	9	0	6	20	0	3	1	7	27	2-3	10
2000	Omaha	.322	68	227	30	73	12	0	6	24	3	1	1	22	18	4-3	6
	KANSAS CITY	.386	26	88	15	34	6	0	0	5	2	0	1	8	8	0-0	1
Major League Totals		.370	30	92	16	34	6	0	0	5	2	0	1	8	8	0-0	1

- 1988 Selected by Los Angeles Dodgers in 35th round of the June Free Agent Draft...signed by Miguel Villarain.
- 1995 Signed by the Chicago Cubs as a minor league free agent, Jan. 22.
- 1997 Signed by the Royals as a minor league free agent, Jan. 29.
- 1999 Signed by the Los Angeles Dodgers as a minor league free agent, Jan. 6.
- 1999 Signed by the Royals as a minor league free agent, Nov. 30.

### Ortiz's Career Fielding

POSITION	PCT.	G	PO	A	E	TC	DP
Catcher	.993	29	134	18	1	153	1
1st Base	-	1	0	0	0	0	0

### Ortiz's 2000 and Career Breakdown

vs. American League	2000					CAREER				
	AVG.	AB	H	HR	RBI	AVG.	AB	H	HR	RBI
vs. Anaheim	.500	4	2	0	0	.500	4	2	0	0
Baltimore	.167	6	1	0	0	.167	6	1	0	0
Boston	.222	9	2	0	0	.222	9	2	0	0
Chicago	.417	12	5	0	0	.313	16	5	0	0
Cleveland	-	-	-	-	-	-	-	-	-	-
Detroit	.857	7	6	0	0	.857	7	6	0	0
Kansas City	-	-	-	-	-	-	-	-	-	-
Minnesota	.556	9	5	0	2	.556	9	5	0	2
New York	.500	8	4	0	0	.500	8	4	0	0
Oakland	-	-	-	-	-	-	-	-	-	-
Seattle	.000	5	0	0	0	.000	5	0	0	0
Tampa Bay	.286	14	4	0	1	.286	14	4	0	1
Texas	.300	10	3	0	1	.300	10	3	0	1
Toronto	.500	4	2	0	1	.500	4	2	0	1
<b>Monthly</b>	<b>AVG.</b>	<b>AB</b>	<b>H</b>	<b>HR</b>	<b>RBI</b>	<b>AVG.</b>	<b>AB</b>	<b>H</b>	<b>HR</b>	<b>RBI</b>
July	.400	20	8	0	1	.400	20	8	0	1
August	.353	34	12	0	3	.353	34	12	0	3
September/October	.412	34	14	0	1	.368	38	14	0	1
<b>Situational Hitting</b>	<b>AVG.</b>	<b>AB</b>	<b>H</b>	<b>HR</b>	<b>RBI</b>	<b>AVG.</b>	<b>AB</b>	<b>H</b>	<b>HR</b>	<b>RBI</b>
Home	.425	40	17	0	2	.386	44	17	0	2
Road	.354	48	17	0	3	.354	48	17	0	3
Day	.462	26	12	0	2	.462	26	12	0	2
Night	.355	62	22	0	3	.333	66	22	0	3
Natural Grass	.387	75	29	0	3	.367	79	29	0	3
Artificial Turf	.385	13	5	0	2	.385	13	5	0	2
After ASG	.386	88	34	0	5	.370	92	34	0	5
vs. LHP	.326	43	14	0	4	.311	45	14	0	4
vs. RHP	.444	45	20	0	1	.426	47	20	0	1
with RISP	.615	13	8	0	5	.615	13	8	0	5
Bases Loaded	.000	1	0	0	0	.000	1	0	0	0
Pinch Hitter	-	-	-	-	-	-	-	-	-	-
Desig. Hitter	-	-	-	-	-	-	-	-	-	-



#62

**Height, Weight:**  
6-0, 185

**Bats/Throws:**  
Right/Right

**Resides:**  
Cidra, Puerto Rico

**Birthdate (Age):**  
July 9, 1973 (27)

**Birthplace:**  
Cidra, Puerto Rico

**Acquired:**  
Signed as a minor league free agent, Nov. 3, 2000

**Contract Status:**  
Signed through 2001

**M.L. Service:**  
0 days (Rookie)

# Nick Ortiz

## Shortstop (non-roster)

### 2000

- Ortiz signed with the Royals on Jan. 20 and started the year at Wichita (AA)...batted .294 with 10 homers and 62 RBI in 111 games for the Wranglers
- Was selected to the Class AA All-Star games...went 0-for-2 for the winning American League team.
- Sent to the Yankees organization in exchange for Wilson Delgado on Aug. 11...ended the year with a .282 average.
- Rejoined the Royals organization when he signed as a minor league free agent on Nov. 3, 2000.

### Minor League Notes

- Nick was selected by Boston in the 34th round of the 1990 June Free Agent Draft...played in the Red Sox system from 1991-97.
- Signed by Montreal on Jan. 31, 1998...hit .241 for Harrisburg (AA) and Ottawa (AAA) before being outrighted back to the Red Sox organization on July 27, 1998...finished the year at Trenton...signed with Cleveland on Jan. 12, 1999.
- Played at Akron (AA) and Buffalo (AAA) to begin the 1999 campaign, batting a combined .264 with 2 homers and 14 RBI in 77 games...outrighted to the Dodgers on Aug. 14, 1999 and spent the remainder of the season with San Antonio (AA).

### Miscellaneous Notes

- Nicolas Y. Ortiz graduated from Candela (P.R.) High School in 1991.

Year	Club	AVG.	G	AB	R	H	2B	3B	HR	RBI	SH	SF	HP	BB	SO	SB-CS	E
1991	Gulf Coast	.260	35	100	16	26	3	1	0	13	1	0	4	21	23	1-2	14
1992	Elmira	.179	9	28	2	5	3	0	0	1	0	0	0	5	13	0-0	19
	Gulf Coast	.264	50	163	25	43	9	3	0	15	2	1	0	28	36	3-2	1
1993	Utica	.269	63	197	31	53	14	1	2	26	1	2	6	19	56	4-1	18
	Ft. Lauderdale	.205	36	112	9	23	9	1	1	14	4	0	0	9	39	2-1	12
1994	Sarasota	.269	81	283	34	76	18	3	2	40	6	3	3	21	57	7-2	18
1995	Sarasota	.247	91	304	38	75	20	1	5	38	1	1	4	27	68	6-4	33
1996	Michigan	.302	73	242	37	73	14	4	2	25	1	1	5	20	44	1-1	17
	Trenton	.223	38	130	20	29	4	0	3	13	1	0	0	13	28	2-2	4
1997	Trenton	.281	87	288	47	81	17	2	8	53	6	5	5	27	55	3-2	10
1998	Harrisburg	.270	56	163	18	44	11	2	6	24	7	2	2	18	37	2-3	6
	Ottawa	.094	12	32	1	3	1	0	0	0	1	0	0	6	10	0-0	1
	Trenton	.229	39	131	17	30	6	0	1	9	3	0	1	14	27	0-0	14
1999	Akron	.267	55	195	24	52	15	2	2	13	0	3	4	17	40	1-2	6
	Buffalo	.255	22	51	7	13	4	0	0	1	0	0	0	3	10	0-0	2
	San Antonio	.175	14	40	4	7	1	0	0	2	0	0	0	3	7	0-0	2
2000	Wichita	.294	111	381	59	112	19	2	10	62	9	2	1	52	66	14-6	11
	Norwich	.162	11	37	4	6	0	0	0	1	0	0	1	7	8	0-0	0
Minor League Totals		.261	883	2877	393	751	168	22	42	350	43	20	36	311	625	46-28	188

- 1990 Signed as a non-drafted free agent by the Boston Red Sox, Dec. 17.  
 1998 Signed by the Montreal Expos as a minor league free agent, Jan. 14.  
 Obtained by the Boston Red Sox from Montreal for future considerations, July 27.  
 1999 Signed by the Cleveland Indians as a free agent, Jan. 12.  
 Obtained by the Los Angeles Dodgers from Cleveland for future considerations, Aug. 14.  
 2000 Signed by the Royals as a free agent, Jan. 20.  
 Obtained by the New York Yankees in exchange for infielder Wilson Delgado, Aug. 11.  
 Signed by the Royals as a minor league free agent, Nov. 3.



#2

**Height, Weight:**

5-11, 185

**Bats/Throws:**

Right/Right

**Resides:**

Bailey, Miss.

**Birthdate (Age):**

April 15, 1977 (23)

**Birthplace:**

Demopolis, Ala.

**Acquired:**Selected in 9th round of  
1998 June Free Agent Draft**Contract Status:**

Signed through 2001

**M.L. Service:**

0 days (Rookie)

# Paul Phillips

## Catcher

### 2000

- ▶ Phillips spent the 2000 season with the Wichita Wranglers (AA)...injuries limited him to 82 games for the Texas League Eastern Division Champions...hit .292 with 49 runs scored and 30 RBI.
- ▶ Committed 9 errors in 72 games behind the plate..handled a pitching staff that ranked 3rd in the league with a 4.22 ERA.
- ▶ Struggled in the Texas League playoffs, hitting at just a .167 clip in 9 postseason games...hit a home run in Game 1 of the championship series vs. Round Rock in a 4-2 loss.
- ▶ Played in the Arizona Fall League after the 2000 season...went 14-for-51 (.275) with 4 doubles and 6 RBI for Grand Canyon.

### Minor League Notes

- ▶ Phillips was selected in the 9th round of the 1998 June Free Agent Draft and was assigned to Spokane in the Northwest League.
- ▶ Played catcher for the Indians...scored 55 runs and batted at a .308 clip, the 10th-best mark in the league.
- ▶ Named the top prospect in the Northwest League in a survey of the league's managers by *Baseball America* and was selected to the league's post-season All-Star team.
- ▶ Earned a late-season promotion to Wilmington (A)...named the MVP of the Carolina League playoffs as the Blue Rocks won the Mills Cup Championship...hit .357 (5-for-14) in the final series against Winston-Salem and was named the Royals 7th-best prospect by *Baseball America* following the season.
- ▶ Batted at a .267 clip as the starting catcher for Wichita in 1999, his 1st season at the Double-A level...added 3 home runs, 58 runs and 56 RBI in 108 contests and hit at a .361 clip (26-for-72) over a 20-game stretch from July 23-Aug. 18...also nailed down 42 percent of runners trying to steal (45-of-107).
- ▶ Played for Phoenix in the Arizona Fall League, batting at a .282 clip with a pair of homers and 12 RBI in 24 games.

### Miscellaneous Notes

- ▶ **Paul Anthony Phillips** is single...graduated from West Lauderdale High School in Collinsville, Miss., in 1995...lettered in football and baseball.
- ▶ Graduated from Meridian (Miss.) Community College in 1997 and attended the University of Alabama where he played center field for the Crimson Tide.

Year	Club	AVG.	G	AB	R	H	2B	3B	HR	RBI	SH	SF	HP	BB	SO	SB-CS	E
1998	Spokane	.308	59	234	55	72	12	2	4	25	0	1	4	18	19	12-1	10
	Wilmington	.400	2	5	0	2	0	0	2	0	0	1	0	0	1	0-0	0
1999	Wichita	.267	108	393	58	105	20	2	3	56	3	3	2	26	38	8-9	10
2000	Wichita	.292	82	291	49	85	11	5	4	30	1	4	1	21	22	4-5	9
Minor League Totals		.286	251	923	162	264	43	9	11	113	4	9	7	65	80	24-15	29

1998 Selected by the Royals in 9th round in the June Free Agent Draft...signed by Dennis Woody.



# #14

# Mark Quinn

## Outfielder

### Career Notes

- ▶ Owns a .298 career batting average with 26 home runs and 96 RBI in 152 big league games.
- ▶ Became just the 4th player in Major League history to hit 2 homers in his Major League debut when he accomplished the feat vs. Anaheim on Sept. 14, 1999.

### Height, Weight:

6-1, 195

### Bats/Throws:

Right/Right

### Resides:

West Covina, Calif.

### Birthdate (Age):

May 21, 1974 (26)

### Birthplace:

La Miranda, Calif.

### Acquired:

Selected in 11th round of  
1995 June Free Agent Draft

### Contract Status:

Signed through 2001

### M.L. Service:

1 year, 15 days

### 2000

- ▶ Quinn finished the year leading all American League rookies in batting (.294), home runs (20), slugging percentage (.488), and on-base percentage (.342)...also finished 2nd in RBI (78), extra-base hits (55), total bases (244), multi-hit games (42) and doubles (T2nd-33).
- ▶ Finished 3rd in voting with 56 points for the BBWAA's American League Rookie of the Year Award behind Seattle's Kazuhiro Sasaki (104 points) and Oakland's Terrence Long (83 points).
- ▶ Made 128 starts for the Royals – 48 at designated hitter and 80 in the outfield (76 in left, 3 in right and 1 in center).
- ▶ Also led all American League rookies with 9 outfield assists despite playing just 80 games in the field...committed just 2 errors.
- ▶ Connected for a pair of home runs at Minnesota on April 19, both off Eric Milton...they were his first 2 home runs of the season...it was his 3rd career 2-home run game in just his 32nd big league contest.
- ▶ His RBI-single off Albie Lopez in the bottom of the 9th inning lifted the Royals to a 7-6 walk-off win over Tampa Bay on April 26.
- ▶ Belted a game-tying, 2-run home run in the bottom of the 10th inning on May 2 off Oakland's Jason Isringhausen...Royals won, 8-7, in 10 innings.
- ▶ Delivered a 2-out, RBI single to score Jermaine Dye in the 11th inning of Kansas City's 4-1 win over the Tigers at Comerica Park on May 8.
- ▶ Optioned to Omaha (AAA) on June 3 after batting .279 with 7 home runs and 26 RBI for Kansas City...hit .377 (23-for-61) with 3 homers and 13 RBI in 13 games for the Golden Spikes.
- ▶ Recalled by the Royals June 21...went 98-for-325 (.302) with 23 doubles, 2 triples, 13 homers and 52 RBI in 87 games after his recall.

### Quinn's Career Bests

Season:		
<b>Avg.</b>	.294	2000
<b>Hits</b>	147	2000
<b>HR</b>	20	2000
<b>RBI</b>	78	2000
<b>SB</b>	5	2000
<b>Hit Streak</b>	13	2000

### Game Highs:

<b>Hits</b>	4 – at Chi., 7/24/00
<b>Home Runs</b>	2 – 4 times Last: vs. Bal., 8/11/00
<b>RBI</b>	4 – 4 times Last: at TB, 9/3/00
<b>SB</b>	1 – 6 times Last: at TB, 8/31/00

**2000 A.L.****Rookie Leaders****Batting Average**

<b>.294 Quinn</b>	<b>KC</b>
.288 Long	Oak
.281 Molina	Ana

**Slugging Percentage**

<b>.488 Quinn</b>	<b>KC</b>
.452 Long	Oak
.421 Molina	Ana

**Home Runs**

<b>20 Quinn</b>	<b>KC</b>
18 Long	Oak
16 Branyan	Cle

**On Base Percentage**

<b>.342 Quinn</b>	<b>KC</b>
.336 Long	Oak
.328 Lamb	Tex

**Outfield Assists**

<b>9 Quinn</b>	<b>KC</b>
4 Tyner	TB
4 Mateo	Tex

**Extra Base Hits**

56 Long	Oak
<b>55 Quinn</b>	<b>KC</b>
53 Kennedy	Ana

**Total Bases**

264 Long	Oak
<b>244 Quinn</b>	<b>KC</b>
241 Kennedy	Ana

**RBI**

80 Long	Oak
<b>78 Quinn</b>	<b>KC</b>
72 Kennedy	Ana

**Doubles**

34 Long	Oak
<b>33 Quinn</b>	<b>KC</b>
33 Kennedy	Ana

**Multi-hit Games**

49 Long	Oak
<b>42 Quinn</b>	<b>KC</b>
39 Lamb	Tex

- ▶ Hit .266 with 11 home runs and 38 RBI before the All-Star break, but batted .317 with 9 round-trippers and 40 RBI in the 2nd half of the season.
- ▶ Enjoyed the first 4-hit game of his career at Chicago on July 24.
- ▶ Belted a pair of homers vs. Baltimore on Aug. 11, both coming off Mike Mussina...it was his second 2-homer game of the year and 4th of his major league career...also doubled to give him 10 total bases in the game...that tied Johnny Damon for the most by a Royal in a single game this season.
- ▶ Put together a career-high 13-game hitting streak between July 23 and Aug. 5...went 20-for-55 (.364) during the 13-game streak.
- ▶ Notched his 1st career grand slam with a blast off of Dave Eiland in the 3rd inning of Kansas City's 8-2 win at Tampa Bay on Sept. 3.
- ▶ Tied a franchise mark for most doubles by a rookie by stroking his 33rd of the year on Sept. 27 vs. Detroit...Kevin Seitzer also had 33 doubles during his 1987 rookie campaign.
- ▶ Batted .359 (37-for-103) with 6 homers and 19 RBI vs. lefthanders and batted .277 (110-for-397) with 14 home runs and 59 RBI against righthanders.
- ▶ Hit .243 (43-for-177) as the Royals designated hitter and batted .325 (98-for-302) when playing left field.

**1999**

- ▶ Earned Royals Minor League Player of the Year and Pacific Coast League Rookie of the Year honors after an outstanding season with Omaha (AAA).
- ▶ Paced the loop with a .360 average while belting 25 homers and 84 RBI...it was the 2nd straight year he's won his league's batting title.
- ▶ Named to the PCL post-season All-Star team and the Triple-A post-season All-Star teams as selected by *Baseball America* and *Topps*...finished 3rd in the league in slugging (.598), 5th in hits (154) and 5th in on-base percentage (.409).
- ▶ Named the PCL Player of the Week for July 26-Aug. 1.
- ▶ Voted the league's best defensive outfielder in *Baseball America's* Tools of the Trade mid-season survey of the league's managers.
- ▶ Recalled by Kansas City from the Golden Spikes on Sept. 12.
- ▶ Posted one of the most impressive Major League debuts on Sept. 14 vs. Anaheim...became the 4th player in Major League history to smack 2 homers in his debut...recorded his 1st hit off Mike Fyhrie, a double in the 4th inning...drilled his 1st big league homer off Fyhrie in the 6th frame, then launched his 2nd dinger against Shigetoshi Hasegawa in the 8th.
- ▶ Smacked 2 homers and 3 hits on Sept. 20 at Seattle...collected 4 RBI on Sept. 24 at Detroit.
- ▶ Earned Royals Player of the Month for September...finished the month and his 1st big league stint with a .333 clip (20-for-60) with 4 doubles, 6 homers and 18 RBI in 17 games.

## Minor League Notes

- ▶ Quinn was Kansas City's 11th round selection in the 1995 June Free Agent Draft.
- ▶ Hit .284 with 6 homers and 37 RBI in 44 games with Spokane in the Northwest League in his 1st professional season in 1995...was the NWL's Player of the Week for Aug. 7-13.
- ▶ Batted .302 with 9 homers and 71 RBI for Lansing (A) in the Midwest League in 1996... finished 3rd in the Royals minor league system and was tied for 10th in the Midwest League in batting.
- ▶ Began the 1997 season at Wilmington (A) where he hit .308 with 16 home runs and 71 RBI in 87 contests...paced the club in RBI and was 2nd in homers...promoted to Wichita (AA) on July 29 where he hit at a .375 clip with a pair of homers and 19 RBI in just 26 contests.
- ▶ Led the Texas League and tied for 7th among all minor leaguers with a .349 batting average for Wichita in 1998...earned a spot in the Texas League mid-season All-Star game and was selected as an outfielder on the Texas League post-season All-Star team...named to the 1998 Topps/NAPBL Class AA All-Star team.



## Miscellaneous Notes

- ▶ **Mark David Quinn** is single...graduated from Clements High School in Sugar Land, Texas in 1991.
- ▶ Attended Rice University in Houston where he was a teammate of Jose Cruz, Jr.

Year	Club	AVG.	G	AB	R	H	2B	3B	HR	RBI	SH	SF	HP	BB	SO	SB-CS	E
1995	Spokane	.284	44	162	28	46	12	2	6	37	0	3	5	15	28	0-1	8
1996	Lansing	.302	113	437	63	132	23	3	9	71	0	6	5	43	54	14-8	7
1997	Wilmington	.308	87	299	51	92	22	3	16	71	0	6	8	42	47	3-2	6
	Wichita	.375	26	96	26	36	13	0	2	19	0	0	3	15	19	1-1	1
1998	Wichita	*.349	100	372	82	130	26	6	16	84	0	7	10	43	54	4-1	8
1999	Omaha	*.360	107	428	67	154	27	0	25	84	0	4	10	28	69	7-9	4
	KANSAS CITY	.333	17	60	11	20	4	1	6	18	0	0	1	4	11	1-0	1
2000	KANSAS CITY	.294	135	500	76	147	33	2	20	78	3	3	3	35	91	5-2	2
	Omaha	.377	13	61	8	23	5	0	3	13	0	1	0	0	8	0-1	0
Major League Totals		.298	152	560	87	167	37	3	26	96	3	3	4	39	102	6-2	3

\*-Led League

1995 Selected by Royals in 11th round of June Free Agent Draft...signed by Terry Wetzel.

### Quinn's Career Fielding

POSITION	PCT.	G	PO	A	E	TC	DP
Outfield	.985	96	183	11	3	197	1

### Quinn's 2000 and Career Breakdown

	2000					CAREER				
	AVG.	AB	H	HR	RBI	AVG.	AB	H	HR	RBI
<b>vs. American League</b>										
vs. Anaheim	.250	32	8	1	4	.326	43	14	3	10
Baltimore	.324	37	12	2	7	.324	37	12	2	7
Boston	.250	28	7	0	4	.250	28	7	0	4
Chicago	.370	46	17	4	8	.370	46	17	4	8
Cleveland	.256	43	11	0	9	.224	49	11	0	9
Detroit	.233	43	10	0	6	.290	62	18	1	13
Kansas City	-	-	-	-	-	-	-	-	-	-
Minnesota	.372	43	16	5	8	.372	43	16	5	8
New York	.263	38	10	0	1	.263	38	10	0	1
Oakland	.267	30	8	2	11	.225	40	9	3	12
Seattle	.150	20	3	1	2	.235	34	8	3	6
Tampa Bay	.325	40	13	2	6	.325	40	13	2	6
Texas	.281	32	9	0	4	.281	32	9	0	4
Toronto	.353	34	12	1	2	.353	34	12	1	2
<b>vs. National League</b>										
vs. Arizona	-	-	-	-	-	-	-	-	-	-
Atlanta	-	-	-	-	-	-	-	-	-	-
Chicago	.273	11	3	0	1	.273	11	3	0	1
Cincinnati	-	-	-	-	-	-	-	-	-	-
Colorado	-	-	-	-	-	-	-	-	-	-
Florida	-	-	-	-	-	-	-	-	-	-
Houston	.231	13	3	1	4	.231	13	3	1	4
Los Angeles	-	-	-	-	-	-	-	-	-	-
Milwaukee	.556	9	5	1	1	.556	9	5	1	1
Montreal	-	-	-	-	-	-	-	-	-	-
New York	-	-	-	-	-	-	-	-	-	-
Philadelphia	-	-	-	-	-	-	-	-	-	-
Pittsburgh	.000	1	0	0	0	.000	1	0	0	0
St. Louis	-	-	-	-	-	-	-	-	-	-
San Diego	-	-	-	-	-	-	-	-	-	-
San Francisco	-	-	-	-	-	-	-	-	-	-
<b>Monthly</b>										
March/April	.293	82	24	4	9	.293	82	24	4	9
May	.273	88	24	3	17	.273	88	24	3	17
June	.185	27	5	1	6	.185	27	5	1	6
July	.324	108	35	6	16	.324	108	35	6	16
August	.333	111	37	5	15	.333	111	37	5	15
September/October	.262	84	22	1	15	.292	144	42	7	33
<b>Situational Hitting</b>										
Home	.308	247	76	12	41	.317	271	86	14	48
Road	.281	253	71	8	37	.280	289	81	12	48
Day	.287	157	45	7	31	.287	171	49	9	35
Night	.297	343	102	13	47	.303	389	118	17	61
Natural Grass	.284	437	124	15	69	.290	497	144	21	87
Artificial Turf	.365	63	23	5	9	.365	63	23	5	9
Before ASG	.266	229	61	11	38	.266	229	61	11	38
After ASG	.317	271	86	9	40	.320	331	106	15	58
vs. LHP	.359	103	37	6	19	.357	112	40	7	20
vs. RHP	.277	397	110	14	59	.283	448	127	19	76
with RISP	.298	141	42	2	53	.294	163	48	2	62
Bases Loaded	.214	14	3	1	10	.176	17	3	1	11
Pinch Hitter	.200	5	1	0	2	.167	6	1	0	2
Desig. Hitter	.243	177	43	6	21	.254	181	46	8	25



#58

**Height, Weight:**  
6-6, 260

**Bats/Throws:**  
Right/Right

**Resides:**  
Walnut, Calif.

**Birthdate (Age):**  
June 2, 1975 (25)

**Birthplace:**  
Los Angeles, Calif.

**Acquired:**  
Signed as a minor league free agent, Jan. 19, 2001

**Contract Status:**  
Signed through 2001

**Major League Service:**  
139 days

# Steve Rain

Right-handed Pitcher (non-roster)

## Career Notes

- ▶ Rain has seen Major League action in each of the past 2 seasons with the Chicago Cubs...has logged a 3-5 record with a 4.56 ERA in 53 games...fanned 66 batters while issuing 34 walks over 64.1 innings.
- ▶ In 8 minor league seasons, he has logged a 3.71 ERA with 463 strikeouts over 495.2 innings of work, an average of 8.4 strikeouts per 9.0 innings.

## 2000

- ▶ Rain split the year between the Triple-A level and the big leagues, appearing in a career-high 65 games.
- ▶ Started the season at Iowa and pitched in 28 Triple-A games, going 0-2 with 6 saves and a 3.45 ERA...struck out 34 batters in 31.1 innings while issuing just 6 walks.
- ▶ Did not allow a run over his last 10 outings for Iowa...surrendered just 6 hits and 1 walk while fanning 13 in 11.0 innings of work.
- ▶ Joined the Cubs after Chicago purchased his contract on June 16...earned his 1st Major League win after working 3.2 scoreless innings in the Cubs 1-0 win over Montreal on June 17.
- ▶ Fanned 18 batters in his first 18.1 innings of work for Chicago...struck out 7 of the 10 batters he faced in a 2-game span from June 27-30.
- ▶ Struck out a career-high 4 batters over 2.0 innings at Pittsburgh on June 27.
- ▶ Was a 4-1 winner at Philadelphia on July 27 after retiring all 7 batters he faced with 3 strikeouts.
- ▶ Underwent surgery to repair torn ligaments in his left ankle during the offseason.

## 1999

- ▶ Made stops at West Tenn (AA), Iowa (AAA) and with the Chicago Cubs during the 1999 campaign.
- ▶ Opened the season at West Tenn, where he was selected to participate in both the Double-A and Southern League All-Star games...went 3-1 with 24 saves and a 1.59 ERA in 40 appearances for the Diamond Jaxx.
- ▶ Saw his 1st big league action when the Cubs purchased his contract on July 17...made his major league debut that day vs. Minnesota and allowed 2 runs (1 earned) in 1.0 inning of work.

Rain's Career Bests		
<b>Season:</b>		
<b>Wins</b>	3	2000
<b>ERA</b>	4.35	2000
<b>SV</b>	---	---
<b>IP</b>	49.2	2000
<b>SO</b>	54	2000
<b>Win Streak</b>	3	2000
<b>Game:</b>		
<b>Low Hit</b>	----	
<b>SO</b>	4 - at Pit., 6/27/00	

- ▶ Was optioned to Iowa on July 21 before returning to the Cubs from Aug. 1-26...in 2 stints with the Cubs, he went 0-1 with a 9.20 ERA in 16 games.
- ▶ Spent the rest of the season with Iowa, going 0-1 with 2 saves and a 2.00 ERA and was selected to *Baseball Weekly's* minor league all-star team following the season.

## Minor League Notes

- ▶ Rain was selected by the Chicago Cubs in the 11th round of the 1993 June Free Agent Draft.
- ▶ Made his professional debut at Port St. Lucie, the Cubs rookie team...went 1-3 with a 3.89 ERA in 10 games (6 starts).
- ▶ Was used solely as a reliever in 1995, going 5-2 with 23 saves and a 1.21 ERA in 53 games at Rockford (A)...led the league in games finished (51) and tied for 4th in saves.
- ▶ Earned a save during the Midwest League All-Star game on June 20, 1995.
- ▶ Went 3-1 with 20 saves and a 2.78 ERA in 61 relief outings for Iowa (AAA) and Orlando (AA) in 1996...opened the year at Orlando and notched 10 saves with a 2.56 ERA in 35 games...was selected to participate in the Double-A All-Star game.
- ▶ Did not allow an earned run in his 1st 13 games of the 1996 season and went from July 24, 1995-May 7, 1996 – a span of 26 outings and 29.1 innings – without giving up an earned run.
- ▶ Went 2-1 with a 3.12 ERA in 26 games at Iowa to close out the 1996 season...posted a 1.75 ERA through 25 outings before surrendering 4 runs in 0.1 innings in his final contest of the year at Omaha.
- ▶ Spent the 1997 season with Orlando (AA) and Iowa (AAA)...logged an 8-3 record with 5 saves and a 5.19 ERA in 54 games...went 7-1 with 1 save and a 5.89 ERA in 40 games for Iowa before being optioned to Orlando on Aug. 1...went 1-2 with 4 saves for the Rays.
- ▶ Pitched in 29 games for Iowa (AAA) in 1998, going 4-6 with a 6.68 ERA...posted a 3-6 mark with a 5.84 ERA in his 14 starts...recorded the 2nd complete game of his career against Vancouver on May 29, 1998.

## Miscellaneous Notes

- ▶ **Steven Nicholas Rain** is single...graduated from Walnut (Calif.) High School in 1993.

Year	Club	W-L	ERA	G	GS	CG	SHO	SV	IP	H	R	ER	HR	HB	BB	SO	WP	BK
1993	Port St. Lucie	1-3	3.89	10	6	0	0	0	37.0	37	20	16	0	2	17	29	5	1
1994	Huntington	3-3	2.65	14	10	1	1	0	68.0	55	26	20	2	2	19	55	4	4
1995	Rockford	5-2	1.21	53	0	0	0	23	59.1	38	12	8	0	2	23	66	8	0
1996	Orlando	1-0	2.56	35	0	0	0	10	38.2	32	15	11	4	3	12	48	2	1
	Iowa	2-1	3.12	26	0	0	0	10	26.0	17	9	9	3	0	8	23	1	0
1997	Iowa	7-1	5.89	40	0	0	0	1	44.1	51	30	29	8	0	34	50	4	1
	Orlando	1-2	3.07	14	0	0	0	4	14.2	16	7	5	2	1	8	11	0	0
1998	Iowa	4-6	6.68	29	14	1	0	0	103.2	118	82	77	14	7	64	83	16	0
1999	West Tenn	3-1	1.59	40	0	0	0	24	45.1	32	9	8	3	1	16	55	5	1
	CHICAGO (NL)	0-1	9.20	16	0	0	0	0	14.2	28	17	15	1	1	7	12	1	0
	Iowa	0-1	2.00	8	0	0	0	2	9.0	7	2	2	1	0	4	9	0	0
2000	Iowa	0-2	3.45	28	0	0	0	6	31.1	31	14	12	4	0	6	34	2	0
	CHICAGO (NL)	3-4	4.35	37	0	0	0	0	49.2	46	25	24	10	1	27	54	4	0
Major League Totals		3-5	4.56	53	0	0	0	0	64.1	74	42	39	11	2	34	66	5	0

1993 Selected in the 11th round of the June Free Agent Draft...signed by Spider Jorgensen.

2001 Signed by the Royals as a minor league free agent, Jan. 19.

### Rain's M.L. Batting Totals

	AVG.	AB	H	HR	RBI
M.L. Totals	.000	2	0	0	0

### Rain's Career Fielding

POSITION	PCT.	G	PO	A	E	TC	DP
Pitcher	1.000	53	5	5	0	10	0

## Rain's 2000 and Career Breakdown

	2000							CAREER						
	W-L	S	ERA	G	IP	H	ER	W-L	S	ERA	G	IP	H	ER
<b>vs. American League</b>														
vs. Anaheim	-	-	-	-	-	-	-	-	-	-	-	-	-	-
Baltimore	-	-	-	-	-	-	-	-	-	-	-	-	-	-
Boston	-	-	-	-	-	-	-	-	-	-	-	-	-	-
Chicago	0-0	0	0.00	1	1.0	0	0	0-0	0	0.00	1	1.0	0	0
Cleveland	-	-	-	-	-	-	-	-	-	-	-	-	-	-
Detroit	-	-	-	-	-	-	-	-	-	-	-	-	-	-
Kansas City	0-0	0	3.86	2	2.1	2	1	0-0	0	6.77	3	2.2	5	2
Minnesota	0-0	0	9.00	1	1.0	3	1	0-0	0	9.00	2	2.0	5	2
New York	-	-	-	-	-	-	-	-	-	-	-	-	-	-
Oakland	-	-	-	-	-	-	-	-	-	-	-	-	-	-
Seattle	-	-	-	-	-	-	-	-	-	-	-	-	-	-
Tampa Bay	-	-	-	-	-	-	-	-	-	-	-	-	-	-
Texas	-	-	-	-	-	-	-	-	-	-	-	-	-	-
Toronto	-	-	-	-	-	-	-	-	-	-	-	-	-	-
<b>vs. National League</b>														
vs. Arizona	0-1	0	3.38	2	2.2	4	1	0-2	0	6.75	4	4.0	7	3
Atlanta	0-0	0	6.00	1	3.0	4	2	0-0	0	6.00	1	3.0	4	2
Chicago	-	-	-	-	-	-	-	-	-	-	-	-	-	-
Cincinnati	0-1	0	21.00	3	3.0	8	7	0-1	0	21.00	3	3.0	8	7
Colorado	1-0	0	5.40	3	3.1	3	2	1-0	0	2.84	5	6.1	6	2
Florida	0-0	0	0.00	1	2.1	0	0	0-0	0	0.00	1	2.1	0	0
Houston	0-0	0	2.45	2	3.2	3	1	0-0	0	5.14	5	7.0	9	4
Los Angeles	0-0	0	3.86	3	2.1	2	1	0-0	0	3.86	3	2.1	2	1
Milwaukee	0-0	0	0.00	4	3.2	0	0	0-0	0	0.00	4	3.2	0	0
Montreal	1-0	0	0.00	1	3.2	4	0	1-0	0	0.00	3	5.0	5	0
New York	-	-	-	-	-	-	-	0-0	0	0.00	1	1.0	0	0
Philadelphia	1-0	0	4.50	3	4.0	4	2	1-0	0	4.50	3	4.0	4	2
Pittsburgh	0-1	0	4.76	3	5.2	3	3	0-1	0	4.76	3	5.2	3	3
St. Louis	0-0	0	0.00	4	5.1	4	0	0-0	0	0.00	6	6.1	5	0
San Diego	0-1	0	10.13	3	2.2	2	3	0-1	0	10.13	3	2.2	2	3
San Francisco	-	-	-	-	-	-	-	0-0	0	30.86	2	2.1	9	8
<b>Monthly</b>														
March/April	-	-	-	-	-	-	-	-	-	-	-	-	-	-
May	-	-	-	-	-	-	-	-	-	-	-	-	-	-
June	1-0	0	1.50	5	12.0	8	2	1-0	0	1.50	5	12.0	8	2
July	1-0	0	3.38	10	13.1	10	5	1-0	0	4.30	12	14.2	15	7
August	1-3	0	6.39	12	12.2	16	9	1-4	0	7.62	26	26.0	39	22
September/October	0-1	0	6.17	10	11.2	12	8	0-1	0	6.17	10	11.2	12	8
<b>Situational Pitching</b>														
Home	2-1	0	3.42	18	23.2	22	9	2-2	0	5.95	31	36.1	48	24
Away	1-3	0	5.19	19	26.0	24	15	1-3	0	4.82	22	28.0	26	15
Before ASG	1-0	0	2.40	7	15.0	11	4	1-0	0	2.40	7	15.0	11	4
After ASG	2-4	0	5.19	30	34.2	35	20	2-5	0	6.39	46	49.1	63	35
Starter	-	-	-	-	-	-	-	-	-	-	-	-	-	-
Reliever	3-4	0	4.35	37	49.2	46	24	3-5	0	5.54	53	64.1	74	39



# #31

**Height, Weight:**  
6-2, 200

**Bats/Throws:**  
Right/Right

**Resides:**  
Pittsburgh, Pa.

**Birthdate (Age):**  
June 29, 1973 (27)

**Birthplace:**  
Pittsburgh, Pa.

**Acquired:**  
Claimed off waivers from  
Cleveland Indians,  
Nov. 17, 1999

**Contract Status:**  
Signed through 2001

**M.L. Service:**  
110 days

# Jason Rakers

Right-handed Pitcher (non-roster)

## Career Notes

- ▶ Rakers collected the first 2 wins of his big league career with the Royals in 2000...owns an 8.76 ERA in 13 major league contests.
- ▶ Appeared in 2 games for the Indians (1 in 1998 and 1 in 1999) before Kansas City claimed him off waivers on Nov. 17, 1999.

## 2000

- ▶ Rakers spent most of the year with Omaha (AAA)...posted a 3-2 record and a 5.52 ERA in 32 games for the Golden Spikes.
- ▶ Recalled from Omaha on April 25...pitched a scoreless 1.1 innings to collect his 1st Major League victory on May 2 in an 8-7, 10-inning win vs. Oakland...added another victory on June 4 at Pittsburgh in 7-5, 11-inning Royals win.
- ▶ Worked a career-high 3.2 innings at Cleveland on May 10...matched that with 3.2 shutout innings in his next outing at Oakland on May 16.
- ▶ Optioned to Omaha on June 9 and remained with the Golden Spikes the rest of the season...was 2-0 with a 9.14 ERA in 11 relief outings as a Royal.
- ▶ Pitched for Magallanes in the Venezuelan Winter League following the season...went 4-4 with a 3.83 ERA in 18 games (5 starts).

## 1999

- ▶ Spent most of the season pitching for the Buffalo Bisons, the Cleveland Indians Triple-A affiliate in the International League.
- ▶ Posted a 7-8 record with a 4.92 ERA in 23 games for the Bisons including 20 starts.
- ▶ Recalled by the parent Indians on Aug. 18...made 1 appearance for the Tribe, tossing 2.0 innings of 2-hit, 1-run ball in an 11-10 loss at Oakland on Aug. 24.
- ▶ Placed on the 60-day Disabled List on Aug. 31 with a pulled left groin muscle and missed the remainder of the season.
- ▶ Was 2-1 with a 1.41 ERA in 21 relief appearances for Magallanes in the Venezuelan Winter League.

## 1998

- ▶ Began the season at Akron (AA) and logged a 3-1 record and 2.59 ERA in 5 starts when he was promoted to the big leagues for the 1st time in his career on May 5.

### Raker's Career Bests

<b>Season:</b>		
Wins	2	2000
ERA	----	----
SV	----	----
IP	21.2	2000
SO	16	2000
Win Streak	2	2000

### Game:

Low Hit

----

SO

3—at Cle., 5-11-00

- ▶ Made his Major League debut on May 6 vs. Baltimore...allowed a run in the 9th inning on 3 walks in a 14-5 Tribe win.
- ▶ Optioned to Buffalo (AAA) on May 19...spent the remainder of the season and the playoffs in the International League.
- ▶ Combined for an 11-7 record and 4.18 ERA in 26 starts for Buffalo and Akron.
- ▶ Was 2-1 with a 3.44 ERA in 3 post-season starts for the I.L. champs.
- ▶ Played for Phoenix in the Arizona Fall League...posted a league-best 0.97 ERA in 8 starts in the AFL.

## Minor League Notes

- ▶ Jason was selected by the Cleveland Indians in the 25th round of the 1995 June Free Agent Draft.
- ▶ Spent his 1st pro season at Watertown in the New York-Penn League...his 8.76 strikeouts per 9 innings pitched ranked 3rd in the league.
- ▶ Fractured his left ankle in an agility drill in spring training of 1996 which sidelined him from April 4-June 23...joined the Columbus club in the South Atlantic League...posted a 1.13 ERA in the SAL playoffs, allowing just 2 hits in his 8.0 innings of work.
- ▶ Compiled an overall record of 10-9 with a 3.29 ERA in an organizational-high 25 starts at Kinston, Akron and Buffalo in 1997...also led all Tribe farmhands in innings (150.2) and finished 2nd in wins (10), strikeouts (139) and fewest walks per 9 innings (1.8).
- ▶ Played for Mesa in the Arizona Fall League following the 1997 season.

## Miscellaneous Notes

- ▶ **Jason Paul Rakers** is single...graduated from Shaler Area High School in Pittsburgh, Pa., and attended the University of Pittsburgh and New Mexico State University.

Year	Club	W-L	ERA	G	GS	CG	SHO	SV	IP	H	R	ER	HR	HB	BB	SO	WP	BK
1995	Watertown	4-3	3.00	14	14	1	+1	0	75.0	72	27	25	3	0	24	73	6	2
1996	Columbus	5-4	3.61	14	14	1	1	0	77.1	84	37	31	5	3	17	64	8	1
1997	Kinston	8-5	3.07	17	17	2	2	0	102.2	93	41	35	10	1	18	105	2	1
	Buffalo	1-0	0.00	1	1	0	0	0	7.0	5	0	0	0	0	1	3	0	0
	Akron	1-4	4.39	7	7	1	1	0	41.0	36	21	20	3	4	11	31	1	0
1998	AKRON	3-1	2.59	5	5	0	0	0	31.1	35	10	9	2	0	7	27	2	0
	CLEVELAND	0-0	9.00	1	0	0	0	0	1.0	0	1	1	0	0	3	0	0	0
	Buffalo	8-6	4.57	21	21	1	0	0	126.0	134	70	64	13	8	38	89	7	1
1999	Buffalo	7-8	4.92	23	20	1	0	0	131.2	151	83	72	17	6	31	85	4	3
	CLEVELAND	0-0	4.50	1	0	0	0	0	2.0	2	1	1	1	0	1	0	0	0
2000	Omaha	3-2	5.52	32	6	0	0	2	75.0	83	49	46	14	1	17	68	2	1
	KANSAS CITY	2-0	9.14	11	0	0	0	0	21.2	33	22	22	5	0	7	16	3	0
Major League Totals		2-0	8.76	13	0	0	0	0	24.2	35	24	24	6	0	11	16	3	0

1995 Selected by Cleveland Indians in 25th round of June Free Agent Draft...signed by Rene Gayo.

1999 Claimed off waivers by the Royals from the Indians organization, Nov. 17.

### Rakers' M.L. Batting Totals

	AVG.	AB	H	HR	RBI
M.L. Totals	.000	0	0	0	0

### Rakers' Career Fielding

POSITION	PCT.	G	PO	A	E	TC	DP
Pitcher	1.000	13	1	0	0	1	0

## Rakers' 2000 and Career Breakdown

	2000							CAREER						
	W-L	S	ERA	G	IP	H	ER	W-L	S	ERA	G	IP	H	ER
<b>vs. American League</b>														
vs. Anaheim	0-0	0	7.20	2	5.0	6	4	0-0	0	7.20	2	5.0	6	4
Baltimore	-	-	-	-	-	-	-	0-0	0	9.00	1	1.0	0	1
Boston	0-0	0	3.86	1	2.1	2	1	0-0	0	3.86	1	2.1	2	1
Chicago	-	-	-	-	-	-	-	-	-	-	-	-	-	-
Cleveland	0-0	4.91	0	1	3.2	5	2	0-0	0	4.91	1	3.2	5	2
Detroit	-	-	-	-	-	-	-	-	-	-	-	-	-	-
Kansas City	-	-	-	-	-	-	-	-	-	-	-	-	-	-
Minnesota	-	-	-	-	-	-	-	-	-	-	-	-	-	-
New York	-	-	-	-	-	-	-	-	-	-	-	-	-	-
Oakland	1-0	0	7.36	3	7.1	12	6	1-0	0	6.75	4	9.1	14	7
Seattle	0-0	0	40.54	1	0.2	2	3	0-0	0	40.54	1	0.2	2	3
Tampa Bay	-	-	-	-	-	-	-	-	-	-	-	-	-	-
Texas	-	-	-	-	-	-	-	-	-	-	-	-	-	-
Toronto	-	-	-	-	-	-	-	-	-	-	-	-	-	-
<b>vs. National League</b>														
vs. Arizona	-	-	-	-	-	-	-	-	-	-	-	-	-	-
Atlanta	-	-	-	-	-	-	-	-	-	-	-	-	-	-
Chicago	-	-	-	-	-	-	-	-	-	-	-	-	-	-
Cincinnati	-	-	-	-	-	-	-	-	-	-	-	-	-	-
Colorado	-	-	-	-	-	-	-	-	-	-	-	-	-	-
Florida	-	-	-	-	-	-	-	-	-	-	-	-	-	-
Houston	-	-	-	-	-	-	-	-	-	-	-	-	-	-
Los Angeles	-	-	-	-	-	-	-	-	-	-	-	-	-	-
Milwaukee	-	-	-	-	-	-	-	-	-	-	-	-	-	-
Montreal	-	-	-	-	-	-	-	-	-	-	-	-	-	-
New York	-	-	-	-	-	-	-	-	-	-	-	-	-	-
Philadelphia	-	-	-	-	-	-	-	-	-	-	-	-	-	-
Pittsburgh	1-0	0	27.00	2	2.0	6	6	1-0	0	27.00	2	2.0	6	6
St. Louis	0-0	0	0.00	1	0.2	0	0	0-0	0	0.00	1	0.2	0	0
San Diego	-	-	-	-	-	-	-	-	-	-	-	-	-	-
San Francisco	-	-	-	-	-	-	-	-	-	-	-	-	-	-
<b>Monthly</b>														
March/April	0-0	0	40.50	1	0.2	2	3	0-0	0	40.50	1	0.2	2	3
May	1-0	0	6.38	7	18.1	25	13	1-0	0	6.52	8	19.1	25	14
June	1-0	0	20.25	3	2.2	6	6	1-0	0	20.25	3	2.2	6	6
July	-	-	-	-	-	-	-	-	-	-	-	-	-	-
August	-	-	-	-	-	-	-	0-0	0	4.50	1	2.0	2	1
September/October	-	-	-	-	-	-	-	-	-	-	-	-	-	-
<b>Situational Pitching</b>														
Home	1-0	0	14.73	4	7.1	14	12	1-0	0	14.04	5	8.1	14	13
Road	1-0	0	6.28	7	14.1	19	10	1-0	0	6.06	8	16.1	21	11
Before ASG	2-0	0	9.14	11	21.2	33	22	2-0	0	9.16	12	22.2	33	23
After ASG	-	-	-	-	-	-	-	0-0	0	4.50	1	2.0	2	1
Starter	-	-	-	-	-	-	-	-	-	-	-	-	-	-
Reliever	2-0	0	9.14	11	21.2	33	22	2-0	0	8.76	13	24.2	35	24



# #16

**Height, Weight:**  
5-11, 190

**Bats/Throws:**  
Right/Right

**Resides:**  
Leawood, Kan.

**Birthdate (Age):**  
Dec. 18, 1969 (31)

**Birthplace:**  
Milwaukee, Wis.

**Acquired:**  
Obtained from New York Mets in exchange for Juan LeBron, Dec. 10, 1998

**Contract Status:**  
Signed through 2001

**M.L. Service:**  
5 years, 114 days

# Joe Randa

## Third baseman

### Career Notes

- ▶ Has been part of 5 different organizations – the Royals, Pirates, Diamondbacks, Tigers and Mets – but never put on a uniform for 2 of those franchises, spending only hours with Arizona and less than a week with the Mets.
- ▶ Owns a .293 career average with 54 home runs and 352 RBI... is a .309 lifetime hitter (216-for-698) with men in scoring position.
- ▶ Hit better than .300 in 4 of the past 5 seasons and owns a .302 average with 38 home runs and 242 RBI in a Royals uniform.
- ▶ Logged a .422 average (57-for-135) in interleague contests during the past 2 seasons.

### 2000

- ▶ Randa started 155 games at 3rd base and appeared in a career-high 158 games on the year.
- ▶ Topped the 100-RBI mark for the 1st time in his career, finishing with 106...teamed with Mike Sweeney and Jermaine Dye to become just the 2nd trio in club history to each drive in 100 runs in the same season...Dye, Sweeney and Carlos Beltran accomplished the feat in 1999.
- ▶ Connected for a pair of homers off Chris Carpenter at Toronto on April 5, leading the Royals to a 4-3 victory, their 1st win of the 2000 campaign...it was his 4th career 2-home run game.
- ▶ His first 4-hit game of the season came on April 11 vs. Baltimore where he hit an 8th inning, game-tying, 3-run home run off Al Reyes in the Royals 12-inning, 7-5 win.
- ▶ Collected 10 RBI in a 7-game stretch from April 23 to May 1.
- ▶ Stole 2 bases in a game for the 1st time in his career May 5 vs. Chicago.
- ▶ Matched his career high with 5 RBI in Kansas City's 13-8 win over the Rangers on Sept.10...had a 2-run double and added a 3-run homer in that contest...he also collected 5 RBI against Oakland on July 25, 1999.
- ▶ Put together an 11-game hitting streak Sept. 7-19...batted .442 (19-for-43) with 2 home runs and 11 RBI during that stretch.
- ▶ Drove in 27 runs during a 17-game stretch from Sept. 4-22.
- ▶ Drove in his 100th run of the year in Kansas City's 8-3 win over Anaheim on Sept. 21...had 3 hits in the game, his 10th 3-hit game of the year.
- ▶ Notched three 4-hit games on the

#### Randa's Career Bests

Season:		
Avg.	.314	1999
Hits	197	1999
HR	16	1999
RBI	106	2000
SB	13	1996
Hit Streak	18	1999

#### Game Highs:

<b>Hits</b>	5 – 2 times
	vs. St.L., 6/9/99
	vs. Hou., 7/9/99
<b>Home Runs</b>	2 – 4 times
	Last: at Tor., 4/5/00
<b>RBI</b>	5 – twice
	vs. Oak., 7/25/99
	vs. Tex., 9/10/00
<b>SB</b>	2 – vs. Chi., 5/5/00



season – vs. Baltimore on April 11, vs. the Cubs on July 16 and at Texas on Sept. 15.

- ▶ Finished the season strong, batting .328 (38-for-116) with 20 RBI in September.
- ▶ Hit .330 (100-for-303) with 9 homers and 61 RBI at Kauffman Stadium and posted a .347 batting average (61-for-176) with 93 RBI with runners in scoring position.
- ▶ Hit all 15 of his home runs off right-handed pitchers.
- ▶ Batted .343 (24-for-70) with 3 home runs and 13 RBI against National League teams.

## 1999

- ▶ Returned to the Royals after a 2-year hiatus and proceeded to put together his best big league season...batted at a .314 clip with 16 home runs, 92 runs scored and 84 RBI...all 4 numbers represented career highs.
- ▶ Finished 6th in the American League with a team-leading 197 hits...it was the 5th-highest single season total in club history and the most hits by a Royal since Kevin Seitzer recorded 207 hits in 1987.
- ▶ Tied for 5th in the A.L. with 8 triples...had just a dozen 3-baggers in his first 4 Major League seasons combined...was 5th in the loop with 628 at-bats.
- ▶ Homered in his 1st at-bat of the season, a solo shot off Boston's Pedro Martinez on Opening Day, April 5, in Kansas City.
- ▶ Stole home on the front end of a double steal at Minnesota on May 10.
- ▶ Named the Royals Player of the Month in both June (.358-3-16) and July (.442-6-19).
- ▶ Tied a club record with 2 triples in a game on June 8 vs. St. Louis.
- ▶ Established a club record with 10 consecutive hits from June 8-12...had a single in his final at-bat against St. Louis on June 8, recorded 3 singles and 2 doubles en route to the first 5-hit game of his career the next day against the Cardinals (the 25th 5-hit game in club history), was 3-for-3 with a pair of homers and a double on June 11 at Pittsburgh, then singled in his 1st at-bat the following day at Pittsburgh...the previous club record was 8 consecutive hits, set by Amos Otis in 1970 and matched by George Brett in 1980.
- ▶ The hot stretch earned him American League Player-of-the-Week honors for June 7-13...led the league in slugging (1.083), on-base percentage (.593), runs (10) and total bases (26).
- ▶ Named the American League Player of the Month for July after becoming just the 3rd Royal in history to record 50 or more hits in a month...led the league with 50 hits and a .442 average, scoring 21 runs while driving in 19...George Brett (52 hits in August of 1980) and Willie Wilson (51 hits in July of 1982) were the only other Royals to collect 50 hits in a single month until Johnny Damon stroked 50 hits in July of 2000.

- ▶ Hit safely in a career-high 18 straight games from July 1-21, hitting .486 (36-for-74).
- ▶ Notched his 2nd 5-hit game of the season on July 9 vs. Houston.
- ▶ Homered twice in a game on 3 occasions: June 11 at Pittsburgh, July 6 at Chicago White Sox and July 25 vs. Oakland...had never homered twice in a game previously.
- ▶ Collected a career-high 5 RBI vs. Oakland on July 25.
- ▶ Led all players with a .508 average (33-for-65) in interleague play.
- ▶ Hit .356 with 1 homer and 10 RBI against left-handed pitching and .306 with 15 homers and 74 RBI against right-handed hurlers.
- ▶ Had the league's 5th best fielding mark among 3rd basemen (.952)...led all 3rd basemen with the most putouts (119), assists (314), total chances (455) and double plays (29).

## 1998

- ▶ Spent the campaign with the Detroit Tigers...batted .233 prior to the All-Star break and .287 after the break.
- ▶ Named American League Player of the Week for the week of Sept. 7-13...was 10-for-21, .476, with 2 doubles, 2 homers and 6 RBI.
- ▶ Hit safely in 25 of his final 33 games, going 38-for-115 (.330) to raise his average from .229 to .254.
- ▶ Belted a home run off Roger Clemens on Sept. 26, making him 1 of just 2 right-handed batters to connect off Clemens in 1998.
- ▶ Ranked 2nd among A.L. 3rd basemen and tied for 3rd in the majors with a .976 fielding percentage.
- ▶ Had a 40-game errorless streak snapped on June 14 at Kansas City, the longest streak by a Tiger 3rd baseman since 1996.
- ▶ Traded to the New York Mets on Dec. 4 in exchange for RHP Willie Blair...dealt to the Royals 6 days later in exchange for OF Juan Lebron.

## 1997

- ▶ Topped the .300 mark for the 2nd consecutive year while seeing his 1st National League action with the Pittsburgh Pirates.
- ▶ Tied for 3rd in the senior circuit with 9 triples.
- ▶ Led the club with a .317 average (38-for-120) with runners in scoring position.
- ▶ Fractured the small finger on his left hand while sliding head-first into 3rd base on June 27...on the Disabled List from June 28-July 27.
- ▶ Selected by Arizona in the 3rd round of the expansion draft on Nov. 18...traded the same day to Detroit with Gabe Alvarez and Matt Drews in exchange for Travis Fryman.

## 1996

- ▶ Hit .303 in 110 games for the Royals in his 1st full Major League season...collected 3 hits in his final game to reach the .300 plateau.
- ▶ Led the Royals with a .349 average (29-for-83) with runners in scoring position.
- ▶ Recorded a career-high 4 RBI on June 11 vs. California...was on the D.L. from May 5-27 with torn cartilage in his left knee...logged a rehab assignment at Omaha (AAA).

### Royals 100-RBI Club

Mike Sweeney, 2000	144
Jermaine Dye, 2000	118
<b>Joe Randa, 2000</b>	<b>106</b>
Jermaine Dye, 1999	119
Carlos Beltran, 1999	108
Mike Sweeney, 1999	102
Dean Palmer, 1998	119
Jeff King, 1997	112
Danny Tartabull, 1991	100
Bo Jackson, 1989	105
George Brett, 1988	103
Danny Tartabull, 1988	102
Danny Tartabull, 1987	101
George Brett, 1985	112
Hal McRae, 1982	133
George Brett, 1980	118
Darrell Porter, 1979	112
George Brett, 1979	107
Al Cowens, 1977	112
John Mayberry, 1975	106
John Mayberry, 1973	100
John Mayberry, 1972	100

## 1995

- ▶ Began the season with Kansas City but optioned to Omaha in early July...returned to the parent team in September to close out the year.
- ▶ Collected his 1st Major League hit off California's Mark Langston on May 14.
- ▶ Hit his 1st big league home run off Seattle's Dave Fleming at Kauffman Stadium on May 16.
- ▶ Traded to Pittsburgh with pitchers Jeff Granger, Jeff Martin and Jeff Wallace from the Royals in exchange for infielders Jay Bell and Jeff King, Dec. 13.

## Minor League Notes

- ▶ Randa was selected by the Royals in the 11th round of the 1991 June Free Agent Draft.
- ▶ Was a unanimous choice as MVP in the Northwest League while playing for Eugene in 1991 in his 1st pro season...led the league in hits, total bases (150) and on-base percentage (.438)...also led the league's 3rd basemen in fielding (.923)...named to *Baseball America's* Short-Season A All-Star team and to the Topps Class A Short-Season/Rookie All-Star team...named the league's 2nd-best prospect.
- ▶ Split the 1992 season between Class A squads in Appleton and Baseball City...hit a combined .290 with 6 homers and 55 RBI in 123 games...selected to play in the mid-season Midwest League All-Star game...promoted to Baseball City on July 4.
- ▶ Tied for 9th in the Southern League in hitting in 1993 while playing for Memphis (AA)...played in the Double-A All-Star game and was named to the league's post-season All-Star team.
- ▶ Spent the 1994 season at Omaha (AAA) and led all American Association 3rd basemen in games (126), chances (433), putouts (85), assists (324) and double plays (28).

## Miscellaneous Notes

- ▶ **Joseph Gregory Randa** is married to Bethany...the couple has 2 children, Jacob (12-14-98) and Justin (10-12-00).
- ▶ Graduated from Kettle-Moraine High School in Wales, Wis., in 1988...lettered in baseball, football, basketball and tennis and helped his baseball squad to the state title as a senior...played baseball at Indian River Community College in Florida and at the University of Tennessee.
- ▶ Joe and Bethany support the Sunshine Center School, which provides educational services to children with disabilities...served as an ESPN Radio analyst during the 1999 playoffs.

Year	Club	AVG.	G	AB	R	H	2B	3B	HR	RBI	SH	SF	HP	BB	SO	SB-CS	E
1991	Eugene	.338	72	275	53	*93	20	2	11	59	0	4	6	46	29	6-1	14
1992	Appleton	.301	72	266	55	80	13	0	5	43	0	6	6	34	37	6-2	12
	Baseball City	.275	51	189	22	52	7	0	1	12	1	1	2	12	21	4-3	6
1993	Memphis	.295	131	505	74	149	31	5	11	72	0	10	3	39	64	8-7	25
1994	Omaha	.275	127	455	65	125	27	2	10	51	5	5	8	30	49	5-2	24
1995	KANSAS CITY	.171	34	70	6	12	2	0	1	5	0	0	0	6	17	0-1	3
	Omaha	.275	64	233	33	65	10	2	8	33	1	1	2	22	33	2-2	6
1996	KANSAS CITY	.303	110	337	36	102	24	1	6	47	2	4	1	26	47	13-4	10
	Omaha	.111	3	9	1	1	0	1	0	0	0	0	0	1	1	0-0	0
1997	PITTSBURGH	.302	126	443	58	134	27	9	7	60	4	5	6	41	64	4-2	21
	Calgary	.364	3	11	4	4	1	0	1	4	0	0	0	3	4	0-0	1
1998	DETROIT	.254	138	460	56	117	21	2	9	50	3	3	7	41	70	8-7	7
1999	KANSAS CITY	.314	156	628	92	197	36	8	16	84	1	7	3	50	80	5-4	22
2000	KANSAS CITY	.304	158	612	88	186	29	4	15	106	1	10	6	36	66	6-3	19
A.L. Totals		.294	596	2107	278	614	112	15	47	292	7	24	17	159	280	32-19	61
N.L. Totals		.302	126	443	58	134	27	9	7	60	4	5	6	41	64	4-2	21
Major League Totals		.293	722	2550	336	748	139	24	54	352	11	29	23	200	344	36-21	82

\* - Led League

1991 Selected by Royals in the 11th round of the June Free Agent Draft...signed by Wil Rutenschroer.

1996 Obtained by Pittsburgh with pitchers Jeff Granger, Jeff Martin and Jeff Wallace from the Royals in exchange for infielders Jay Bell and Jeff King, Dec. 13.

1997 Selected by Arizona in the 3rd round of the MLB Expansion Draft, Nov. 18.

1997 Obtained by Detroit with Gabe Alvarez and Matt Drews from Arizona in exchange for infielder Travis Fryman, Nov. 18.

1998 Obtained by New York Mets from Detroit in exchange for pitcher Willie Blair, Dec. 4.

1998 Obtained by Royals in exchange for outfielder Juan LeBron, Dec. 10.

## Randa's Career Fielding

POSITION	PCT.	G	PO	A	E	TC	DP
1st Base	1.000	8	25	3	0	28	3
2nd Base	.990	57	72	122	2	196	23
3rd Base	.954	664	442	1226	80	1748	112

## Randa's 2000 and Career Breakdown

	2000					CAREER				
	AVG.	AB	H	HR	RBI	AVG.	AB	H	HR	RBI
<b>vs. American League</b>										
vs. Anaheim	.354	48	17	1	9	.336	149	50	4	20
Baltimore	.238	42	10	2	8	.290	131	38	4	20
Boston	.324	34	11	0	4	.248	137	34	2	20
Chicago	.340	50	17	0	7	.293	198	58	6	27
Cleveland	.222	45	10	2	11	.293	181	53	4	28
Detroit	.316	38	12	1	4	.295	105	31	2	10
Kansas City	-	-	-	-	-	.224	49	11	3	7
Minnesota	.233	43	10	0	4	.258	163	42	1	17
New York	.205	39	8	0	5	.191	136	26	2	17
Oakland	.256	43	11	0	5	.291	151	44	4	25
Seattle	.356	45	16	1	9	.296	152	45	2	17
Tampa Bay	.286	42	12	1	6	.295	112	33	1	15
Texas	.389	36	14	2	9	.331	127	42	2	17
Toronto	.378	37	14	2	12	.322	121	39	4	21
<b>vs. National League</b>										
vs. Arizona	-	-	-	-	-	-	-	-	-	-
Atlanta	-	-	-	-	-	.211	38	8	0	1
Chicago	.643	14	9	2	3	.413	63	26	4	11
Cincinnati	-	-	-	-	-	.200	45	9	0	6
Colorado	-	-	-	-	-	.324	37	12	1	5
Florida	-	-	-	-	-	.278	36	10	0	2
Houston	.091	11	1	1	2	.321	53	17	1	8
Los Angeles	-	-	-	-	-	.289	38	11	1	3
Milwaukee	.182	11	2	0	2	.267	90	24	0	8
Montreal	-	-	-	-	-	.357	42	15	1	7
New York	-	-	-	-	-	.400	25	10	0	5
Philadelphia	-	-	-	-	-	.379	29	11	0	7
Pittsburgh	.273	22	6	0	3	.282	39	11	2	7
St. Louis	.500	12	6	0	3	.490	51	25	2	15
San Diego	-	-	-	-	-	.304	23	7	1	5
San Francisco	-	-	-	-	-	.207	29	6	0	1
<b>Monthly</b>										
March/April	.326	95	31	5	19	.256	407	104	9	49
May	.309	94	29	2	15	.293	440	129	9	50
June	.313	96	30	1	17	.301	429	129	8	70
July	.321	106	34	3	14	.327	367	120	11	47
August	.229	105	24	1	21	.267	442	118	7	62
September/October	.328	116	38	3	20	.318	465	148	10	74
<b>Situational Hitting</b>										
Home	.330	303	100	9	61	.304	1263	384	27	198
Road	.278	309	86	6	45	.283	1287	364	27	154
Day	.305	177	54	5	36	.295	736	217	21	109
Night	.303	435	132	10	70	.293	1814	531	33	243
Natural Grass	.305	541	165	13	95	.297	2000	594	41	276
Artificial Turf	.296	71	21	2	11	.280	550	154	13	76
Before ASG	.316	316	100	9	55	.289	1390	402	30	182
After ASG	.291	296	86	6	51	.298	1160	346	24	170
vs. LHP	.310	126	39	0	24	.293	645	189	7	84
vs. RHP	.302	486	147	15	82	.293	1905	559	47	268
with RISP	.347	176	61	6	93	.309	698	216	13	290
Bases Loaded	.316	19	6	0	20	.291	55	16	0	46
Pinch Hitter	.000	0	0	0	0	.200	25	5	0	3
Desig. Hitter	.500	4	2	0	2	.273	11	3	0	3



#41

**Height, Weight:**  
6-3, 175

**Bats/Throws:**  
Right/Right

**Resides:**  
Overland Park, Kan.

**Birthdate (Age):**  
July 12, 1976 (24)

**Birthplace:**  
Monterey, Calif.

**Acquired:**  
Selected in 1st round of  
1997 June Free Agent Draft

**Contract Status:**  
Signed through 2001

**M.L. Service:**  
1 year, 87 days

# Dan Reichert

## Right-handed Pitcher

### Career Notes

- ▶ Has logged a career mark of 10-12 with 2 saves and a 5.54 ERA in 52 big league games.

### 2000

- ▶ Reichert split the season between the bullpen and the starting rotation, posting an 8-10 mark with 2 saves and a 4.70 ERA overall.
- ▶ Opened the season in the bullpen...had not pitched in relief since working for Lansing in 1998 while regaining his playing shape after being diagnosed with diabetes.
- ▶ Led the league with 18 wild pitches.
- ▶ Earned his 1st win of the season on April 25 vs. Tampa Bay when he tossed 3.2 innings of 1-run relief in a 7-6 win.
- ▶ Worked a season-high 4.0 innings of relief at Oakland on May 16, allowing just 2 hits and 1 unearned run for his 2nd win of the season.
- ▶ Recorded his 1st career save at Boston on June 1 with 2.0 scoreless innings of relief...got his 2nd save at Pittsburgh on June 4.
- ▶ Went 5-6 with a 4.80 ERA after moving to the rotation on June 24.
- ▶ Recorded his 1st win of the year as a starter with a 4-0 shutout at Detroit on July 21...surrendered just 6 hits and struck out 7 in the 1st complete game and shutout of his career...it was the 1st complete-game shutout by a Royals hurler on the season.
- ▶ Tossed 14.0 consecutive scoreless innings from July 16-26.
- ▶ The shutout was the 1st of 5 straight wins over an 8-start stretch from July 21-Aug. 27...the 5-game winning streak matched Blake Stein and Ricky Bottalico for the longest by a Royals pitcher on the season...posted 7 quality starts and a 2.28 ERA during the streak.
- ▶ Named Royals Pitcher of the Month for August after going 4-0 with 5 quality starts and a 3.54 ERA in 6 starts.
- ▶ Walked a career-high 9 batters in Kansas City's 7-3 loss to New York on Sept. 7, tying a club record for walks in a game...went 8.0 innings in the start, holding the Yankees to just 2 hits...left the game with a 1-0 lead, but did not figure in the decision as New York rallied for 7 runs in the top of the 9th.
- ▶ Ended the 2000 campaign with losses in each of his last 4 starts, posting a 10.13 ERA during that stretch.

#### Reichert's Career Bests

##### Season:

<b>Wins</b>	8	2000
<b>ERA</b>	4.70	2000
<b>SV</b>	2	2000
<b>IP</b>	153.1	2000
<b>SO</b>	94	2000
<b>Win Streak</b>	5	2000

##### Game:

<b>Low Hit</b>	6 - at Det., 7/21/00
<b>SO</b>	7 - at Det., 7/21/00

## 1999

- ▶ Began the season at Omaha (AAA) and earned his 1st promotion to the big leagues before an injury ended his season prematurely.
- ▶ Posted a 9-2 record with a 3.71 ERA in 17 games, all starts, with Omaha (AAA) in the Pacific Coast League...allowed just 92 hits in 111.2 innings of work for the Golden Spikes.
- ▶ Earned PCL Pitcher of the Week honors for June 28-July 4.
- ▶ Ranked 2nd among PCL starters with a .228 opponents batting average and was 3rd with 9.91 strikeouts per 9 innings pitched.
- ▶ Selected to represent Omaha in the Triple-A All-Star game.
- ▶ Named to the United States team for the Pan Am Games before joining the Royals.
- ▶ Contract was purchased from Omaha on July 9...made his Major League debut with a start at Milwaukee on July 16 in a 12-10 no-decision (1.2 IP, 5 H, 7 ER, 4 BB).
- ▶ Was the winning pitcher in his 1st big league decision, a 12-8 win at Texas on July 31 in his 4th start.
- ▶ Fired 7.0 scoreless frames of 4-hit ball at New York for a 3-0 win on Aug. 18.
- ▶ Suffered a crack in his right elbow (capitellum bone) on a line drive hit by Baltimore's Albert Belle in the 5th inning of a 4-2 loss on Aug. 23...placed on the 15-day Disabled List on Aug. 25...transferred to the 60-day Disabled List on Sept. 3.
- ▶ Finished his rookie slate with a 2-2 record and 9.08 ERA in 8 starts.
- ▶ Earned a spot on the Triple-A post-season All-Star team as selected by *Baseball America*.
- ▶ Pitched for San Juan in the Puerto Rican Winter League...was 2-3 with a 2.29 ERA in 7 games, fanning 34 batters in 35.1 innings.

## Minor League Notes

- ▶ Reichert was selected by the Royals with the 7th pick in the 1st round of the 1997 June Free Agent Draft...was the 4th pitcher selected in the draft.
- ▶ Spent his 1st pro season with Spokane in the Northwest League where he earned Royals Minor League Pitcher-of-the-Year honors.
- ▶ Invited to the big league spring training camp in 1998 and was impressive, holding opponents to a .192 average in 7.1 innings.
- ▶ Assigned to Wichita (AA) to start the 1998 season...struggled as his weight and his velocity both went down...spent from May 16-June 24 on the D.L. as he was diagnosed with diabetes.
- ▶ Worked the remainder of the 1998 season trying to regain his pitching shape and stamina...combined on 4 minor league stops for a 5-6 record and a 5.77 ERA in 26 contests.
- ▶ Named the PCL Pitcher of the Week for Aug. 24-30, 1998.

## Miscellaneous Notes

- ▶ **Daniel Robert Reichert** is single...graduated from Turlock (Calif.) High School in 1994...named the team MVP as a senior in baseball.
- ▶ Attended the University of the Pacific...finished 2nd in the nation with 169 strikeouts as a junior...Jeff Weaver, now with Detroit, had 181 strikeouts for Fresno State.
- ▶ Became the 1st pitcher ever to be named *Collegiate Baseball* National Player of the Week 2 consecutive weeks, Feb. 10 and 17, 1997...logged an NCAA Division I record for most strikeouts in 2 consecutive starts with 38...set an NCAA record for most innings pitched in a season without allowing a homer (133.1).
- ▶ Following his junior year he earned 1st team All-America honors by *Collegiate Baseball*, *The Sporting News*, the National Collegiate Baseball Writers Association and *Baseball America*.
- ▶ Served as the celebrity chairman for the Juvenile Diabetes Foundation's Walk to Cure Diabetes event last summer.

Year	Club	W-L	ERA	G	GS	CG	SHO	SV	IP	H	R	ER	HR	HB	BB	SO	WP	BK
1997	Spokane	3-4	2.84	9	9	0	0	0	38.0	40	25	12	2	3	16	39	2	2
1998	Wichita	1-4	9.75	8	8	0	0	0	36.0	52	40	39	7	4	29	24	2	1
	Lansing	1-1	3.28	13	6	0	0	0	35.2	25	16	13	0	3	20	35	4	1
	Wilmington	2-0	3.21	2	2	0	0	0	14.0	13	5	5	0	0	4	10	5	0
	Omaha	1-1	4.67	3	3	0	0	0	17.1	14	10	9	2	1	2	11	1	0
1999	Omaha	9-2	3.71	17	17	1	0	0	111.2	92	51	46	9	6	50	123	9	0
	KANSAS CITY	2-2	9.08	8	8	0	0	0	36.2	48	38	37	2	2	32	20	1	0
2000	KANSAS CITY	8-10	4.70	44	18	1	1	2	153.1	157	92	80	15	7	91	94	*18	0
Major League Totals		10-12	5.54	52	26	1	1	2	190.0	205	130	117	17	9	123	114	19	0

\*-Led league

1997 Selected by Royals in 1st round (7th pick overall) of June Free Agent Draft...signed by Dave Herrera.

### Reichert's M.L. Batting Totals

	AVG.	AB	H	HR	RBI
M.L. Totals	.250	4	1	0	0

### Reichert's Career Fielding

POSITION	PCT.	G	PO	A	E	TC	DP
Pitcher	1.000	52	17	19	0	36	2

### Reichert's 2000 and Career Breakdown

vs. American League	2000								CAREER							
	W-L	S	ERA	G	IP	H	ER	W-L	S	ERA	G	IP	H	ER		
vs. Anaheim	1-1	0	4.50	2	4.0	2	2	1-1	0	4.50	2	4.0	2	2		
Baltimore	1-0	0	4.50	2	8.0	6	4	1-1	0	5.11	3	12.1	13	7		
Boston	2-0	1	2.55	4	17.2	16	5	2-0	1	2.55	4	17.2	16	5		
Chicago	0-1	0	4.70	5	23.0	26	12	0-1	0	4.70	5	23.0	26	12		
Cleveland	0-2	0	29.25	3	4.0	15	13	0-2	0	29.25	3	4.0	15	13		
Detroit	1-1	0	1.80	2	15.0	9	3	1-1	0	1.80	2	15.0	9	3		
Kansas City	-	-	-	-	-	-	-	-	-	-	-	-	-	-		
Minnesota	1-0	0	3.27	4	11.0	8	4	1-0	0	4.41	5	16.1	14	8		
New York	0-0	0	2.87	3	15.2	11	5	1-0	0	1.99	4	22.2	15	5		
Oakland	1-2	0	3.29	5	13.2	14	5	1-2	0	7.02	6	16.2	18	13		
Seattle	0-1	0	5.14	3	7.0	9	4	0-1	0	5.14	3	7.0	9	4		
Tampa Bay	1-0	0	6.23	2	8.2	7	6	1-1	0	6.75	3	14.2	15	11		
Texas	0-1	0	7.50	2	6.0	11	5	1-1	0	8.18	3	11.0	19	10		
Toronto	0-0	0	4.00	2	9.0	9	4	0-0	0	4.00	2	9.0	9	4		
vs. National League	W-L	S	ERA	G	IP	H	ER	W-L	S	ERA	G	IP	H	ER		
vs. Arizona	-	-	-	-	-	-	-	-	-	-	-	-	-	-		
Atlanta	-	-	-	-	-	-	-	-	-	-	-	-	-	-		
Chicago	0-1	0	16.62	1	4.1	6	8	0-1	0	13.50	2	8.2	12	13		
Cincinnati	-	-	-	-	-	-	-	-	-	-	-	-	-	-		
Colorado	-	-	-	-	-	-	-	-	-	-	-	-	-	-		
Florida	-	-	-	-	-	-	-	-	-	-	-	-	-	-		
Houston	-	-	-	-	-	-	-	-	-	-	-	-	-	-		
Los Angeles	-	-	-	-	-	-	-	-	-	-	-	-	-	-		
Milwaukee	-	-	-	-	-	-	-	0-0	0	37.82	1	1.2	5	7		
Montreal	-	-	-	-	-	-	-	-	-	-	-	-	-	-		
New York	-	-	-	-	-	-	-	-	-	-	-	-	-	-		
Philadelphia	-	-	-	-	-	-	-	-	-	-	-	-	-	-		
Pittsburgh	0-0	1	0.00	3	4.1	5	0	0-0	1	0.00	3	4.1	5	0		
St. Louis	0-0	0	0.00	1	2.0	3	0	0-0	0	0.00	1	2.0	3	0		
San Diego	-	-	-	-	-	-	-	-	-	-	-	-	-	-		
San Francisco	-	-	-	-	-	-	-	-	-	-	-	-	-	-		
<b>Monthly</b>	W-L	S	ERA	G	IP	H	ER	W-L	S	ERA	G	IP	H	ER		
March/April	1-0	0	3.77	9	14.1	8	6	1-0	0	3.77	9	14.1	8	6		
May	2-3	0	5.68	10	19.0	20	12	2-3	0	5.68	10	19.0	20	12		
June	0-2	2	3.38	9	21.1	21	8	0-2	2	3.38	9	21.1	21	8		
July	1-1	0	4.10	4	26.1	25	12	2-1	0	8.26	8	40.1	48	37		
August	4-0	0	3.54	6	40.2	38	16	5-2	0	3.98	10	63.1	63	28		
September/October	0-4	0	7.39	6	31.2	45	26	0-4	0	7.39	6	31.2	45	26		
<b>Situational Pitching</b>	W-L	S	ERA	G	IP	H	ER	W-L	S	ERA	G	IP	H	ER		
Home	4-5	0	4.78	19	64.0	57	34	4-7	0	5.88	23	82.2	82	54		
Road	4-5	2	4.63	25	89.1	100	46	6-5	2	5.28	29	107.1	123	63		
Before ASG	3-5	2	4.16	29	62.2	57	29	3-5	2	4.16	29	62.2	57	29		
After ASG	5-5	0	5.06	15	90.2	100	51	7-7	0	6.22	23	127.1	148	88		
Starter	5-6	0	4.80	18	108.2	115	58	7-8	0	5.88	26	145.1	163	95		
Reliever	3-4	2	4.43	26	44.2	42	22	3-4	2	4.43	26	44.2	42	22		



# #50

## Jose Rosado

### Left-handed Pitcher

#### Career Notes

- ▶ Owns a 37-45 record with a 4.27 ERA in 125 big league contests...he has tossed 11 complete games with 2 shutouts and also owns a save.
- ▶ Is a 2-time All-Star and was the winning pitcher in his 1st All-Star appearance in 1997.

#### Height, Weight:

6-0, 185

#### Bats/Throws:

Left/Left

#### Resides:

Dorado, Puerto Rico

#### Birthdate (Age):

Nov. 9, 1974 (26)

#### Birthplace:

Jersey City, N.J.

#### Acquired:

Selected in 12th round of  
1994 June Free Agent Draft

#### Contract Status:

Signed through 2001

#### M.L. Service:

4 years, 83 days

#### 2000

- ▶ Rosado missed the majority of the season due to an injury to his left shoulder.
- ▶ Notched the Royals 1st win of the season on April 5 at Toronto, allowing 3 hits and 2 earned runs over 6.0 innings in a 4-3 victory.
- ▶ Missed one start in April due to a tired arm...returned for a 6-3 win his next start vs. Seattle on April 30, but went on the 15-day Disabled List on May 4 (retroactive to May 1) with tendinitis in his left shoulder.
- ▶ Underwent arthroscopic surgery on his left shoulder in Los Angeles on June 23...procedure was performed by Dr. Lewis Yocum...a labrum cartilage tear was repaired, along with a clean-up of the undersurface of the rotator cuff.
- ▶ Finished with a 2-2 record and a 5.86 ERA in 5 starts...allowed 29 hits in 27.2 innings...struck out 15 batters and posted 2 quality starts.

#### 1999

- ▶ Earned Royals Pitcher-of-the-Year honors for the 1st time in his career after posting a 10-14 record with a 3.85 ERA in 33 starts.
- ▶ His 10 wins was a career high, while the 3.85 ERA was the American League's 5th-best mark...recorded 5 complete games, tying for the league's 4th-highest total.
- ▶ Limited opposing batters to a .248 batting average, the league's 7th-best mark...lefthanders recorded a .242 average while righthanders batted at a .250 clip.
- ▶ Held opponents to a .390 slugging percentage, the league's 4th-best average...allowed 11.9 runners per 9 innings, the league's 8th-best mark.
- ▶ Led the team in ERA, complete games and strikeouts (141), tied for 1st in wins and was 2nd in innings pitched (208.0).

#### Rosado's Career Bests

##### Season:

Wins	10	1999
ERA	3.21	1996
SV	1	1998
IP	208.0	1999
SO	141	1999
Win Streak	4	1997

##### Game:

Low Hit	2 - vs. Cle., 7/3/98
SO	9 - twice at Tor., 7/27/97 at Oak., 7/15/98

- ▶ The Royals were 12-21 when he went to the hill despite his team-leading 19 quality starts...he was supported with 161 runs, or an average of 4.9 runs per game...the Royals scored 4 runs or fewer in 13 of his 14 setbacks.
- ▶ Lost his 1st start of the season to Boston on April 7 despite allowing just 1 earned run in 6.0 innings, which set the early season tone...was just 2-2 after 8 starts despite a 1.93 ERA and 7 quality performances.
- ▶ Named Royals Pitcher of the Month for April after going 1-1 with a 1.72 ERA in 5 starts.
- ▶ Was 5-6 with a 3.01 ERA at the break, earning All-Star honors for the 2nd time in his career...was the only southpaw named to the American League staff...he worked 1.0 scoreless inning in the mid-summer classic held in Boston, allowing 1 hit with 1 strikeout.
- ▶ Dropped a season-high 5 straight starts from Aug. 11-Sept. 1, despite tossing 2 complete game outings in that stretch...in fact, he was the losing pitcher in each of his first 4 complete games of the season.
- ▶ Finished the season strong with 3 wins in his final 4 decisions, including wins in each of his last 2 starts...tossed a complete game 5-2 win over Cleveland in his final outing of the year.
- ▶ Fanned a season-high 8 batters on 2 occasions: Aug. 22 at Tampa Bay and Sept. 7 vs. New York.

## 1998

- ▶ Opened the year working in relief after making each of his first 49 big league appearances as a starter...was 0-1 with a 4.76 ERA in relief.
- ▶ Recorded his 1st big league save with 3.0 scoreless innings of 1-hit relief at Oakland on April 19.
- ▶ Moved into the starting rotation on May 10...recorded an 8-10 record with a 4.68 ERA as a starter.
- ▶ 1st win of the season was a complete game 5-hitter in a 4-0 win at Anaheim on May 27, snapping a personal 6-game losing streak.
- ▶ Recorded the low-hit game of his career vs. Cleveland on July 3...carried a no-hitter for 5.2 innings and finished with a 2-hitter, but suffered a heart-breaking 2-1 loss, as both Indian hits, including the game-winner in the 9th, were solo home runs by Manny Ramirez.
- ▶ Matched his career high with 9 strikeouts in a 6.1-inning stint at Oakland on July 15.

## 1997

- ▶ Finished the campaign with a 9-12 record and 4.69 ERA in 33 starts.
- ▶ Allowed a 1st-inning double to Oakland's Patrick Lennon May 27, then did not allow another hit in the contest, leaving after 8 innings with a 2-0 lead...extended his consecutive hitless innings stretch to 11 on June 1 at Texas...retired the first 14 batters he faced in that game before Dean Palmer broke up the no-hit bid in the 5th.
- ▶ Established a career best with 9 strikeouts at Toronto on July 27.
- ▶ Won 4 straight starts from June 1-16, earning the club's Pitcher of the Month award...did not allow any of the opponents to score more than 2 runs in that stretch.
- ▶ Was the Royals lone representative on the All-Star squad...hurled 1 inning of relief in Cleveland, allowing the game-tying home run...became the winning pitcher of record when Sandy Alomar homered for the American League squad in a 3-1 win.

## 1996

- ▶ Began the season at the Double-A level and finished the season as one of baseball's top rookie pitchers...earned a spot on *Baseball Digest's* 1996 Rookie All-Star team and was named the Royals Minor League Pitcher of the Year.
- ▶ Tied for 4th in the A.L. Rookie of the Year balloting with Rocky Coppinger behind Derek Jeter, James Baldwin and Tony Clark.

- ▶ Logged an 8-6 record and 3.21 ERA in 16 games with the Royals, 15 of those coming after the All-Star break.
- ▶ Contract was purchased by Kansas City on June 12...made his big league debut that day vs. California...allowed 2 runs on 4 hits in 6.0 innings but did not figure in the decision in the Angels 4-3 win.
- ▶ Was 21 years, 7 months and 3 days old when he made his debut...became the 7th-youngest pitcher to make a start in Royals history.
- ▶ Posted his 1st big league victory with 7.2 innings of 6-hit ball in a 7-0 win at New York on July 25...recorded his 2nd straight 7-0 win on July 30 at Boston...twirled a 3-hit complete game in that contest for his 1st big league complete game and shutout.
- ▶ Earned back-to-back Royals Pitcher of the Month honors, capturing the award in July (2-1, 2.10 ERA) and August (3-3, 2.88).
- ▶ Named the 12th-best rookie in the Major Leagues and the 2nd-best prospect in the American Association by *Baseball America*.



## Minor League Notes

- ▶ Rosado was selected by the Royals in the 12th round of the 1994 June Free Agent Draft.
- ▶ Led the Gulf Coast League with a 1.25 ERA in 1994.
- ▶ Tossed 7 innings for Wilmington in a combined no-hitter with Pat Flury in the Blue Rocks 3-0 win vs. Winston-Salem on April 15, 1995.
- ▶ Was 2nd in the Carolina League in walks per 9 innings (1.56) and 9th in ERA in 1995.
- ▶ Selected to the A.L. affiliate squad for the AAA All-Star game in 1996.

## Miscellaneous Notes

- ▶ **Jose Antonio Rosado** and his wife Adalyz have 1 child, Genesis (7-4-99).
- ▶ Graduated from Jose S. Alegria (Dorado, P.R.) High School in 1992.
- ▶ Attended Galveston (Texas) Junior College...named MVP of the National Junior College World Series in 1994, recording 2 wins and a save.
- ▶ His cousin, Hector Rosado, was selected by Kansas City in the 2000 June Free Agent Draft and pitched for the Gulf Coast Royals in 2000.

Year	Club	W-L	ERA	G	GS	CG	SHO	SV	IP	H	R	ER	HR	HB	BB	SO	WP	BK
1994	Gulf Coast	6-2	*1.25	14	12	0	0	0	64.2	45	14	9	0	2	7	56	0	0
1995	Wilmington	10-7	3.13	25	25	0	0	0	138.0	128	53	48	9	3	30	117	1	5
1996	Wichita	2-0	0.00	2	2	0	0	0	13.0	10	0	0	0	0	1	12	0	0
	Omaha	8-3	3.17	15	15	1	0	0	96.2	80	38	34	16	2	38	82	4	1
	KANSAS CITY	8-6	3.21	16	16	2	1	0	106.2	101	39	38	7	4	26	64	5	1
1997	KANSAS CITY	9-12	4.69	33	33	2	0	0	203.1	208	117	106	26	4	73	129	4	2
1998	KANSAS CITY	8-11	4.69	38	25	2	1	1	174.2	180	106	91	25	5	57	135	6	1
1999	KANSAS CITY	10-14	3.85	33	33	5	0	0	208.0	197	103	89	24	5	72	141	9	0
2000	KANSAS CITY	2-2	5.86	5	5	0	0	0	27.2	29	18	18	4	4	9	15	0	1
Major League Totals		37-45	4.27	125	112	11	2	1	720.1	715	383	342	86	22	237	484	24	5

\*-Led league

1994 Selected by Royals in 12th round of June Free Agent Draft...signed by Terry Wetzel.

## Rosado's All-Star Game Record

Year Club	W-L	ERA	G	GS	CG	SHO	SV	IP	H	R	ER	HR	HB	BB	SO	WP	BK
1997 A.L., Cle.	1-0	9.00	1	0	0	0	0	1.0	2	1	1	1	0	1	1	0	0
1999 A.L., Bos.	0-0	0.00	1	0	0	0	0	1.0	1	0	0	0	0	0	1	0	0
ASG Totals	1-0	4.50	2	0	0	0	0	2.0	3	1	1	1	0	1	2	0	0

## Rosado's M.L. Batting Totals

	AVG.	AB	H	HR	RBI
M.L. Totals	.111	9	1	0	0

## Rosado's Career Fielding

POSITION	PCT.	G	PO	A	E	TC	DP
Pitcher	.956	125	31	98	6	135	5

## Rosado's 2000 and Career Breakdown

2000									CAREER								
vs. American League	W-L	S	ERA	G	IP	H	ER		W-L	S	ERA	G	IP	H	ER		
vs. Anaheim	-	-	-	-	-	-	-		5-1	0	2.78	10	68.0	60	21		
Baltimore	-	-	-	-	-	-	-		3-2	0	2.15	9	46.0	35	11		
Boston	-	-	-	-	-	-	-		2-6	0	4.39	9	55.1	48	27		
Chicago	-	-	-	-	-	-	-		1-3	0	6.17	9	54.0	65	37		
Cleveland	-	-	-	-	-	-	-		3-4	0	4.62	12	74.0	75	38		
Detroit	-	-	-	-	-	-	-		5-4	0	4.24	9	63.2	64	30		
Kansas City	-	-	-	-	-	-	-		-	-	-	-	-	-	-		
Minnesota	0-1	0	8.10	2	10.0	14	9		2-3	0	5.29	9	47.2	54	28		
New York	0-1	0	7.50	1	6.0	7	5		2-5	0	5.23	11	53.1	60	31		
Oakland	-	-	-	-	-	-	-		2-4	1	5.88	11	49.0	49	32		
Seattle	1-0	0	3.18	1	5.2	5	2		4-0	0	2.55	6	35.1	31	10		
Tampa Bay	-	-	-	-	-	-	-		1-1	0	1.50	3	18.0	7	3		
Texas	-	-	-	-	-	-	-		2-1	0	4.55	6	29.2	37	15		
Toronto	1-0	0	3.00	1	6.0	3	2		3-6	0	3.24	12	72.1	61	26		
vs. National League	W-L	S	ERA	G	IP	H	ER		W-L	S	ERA	G	IP	H	ER		
vs. Arizona	-	-	-	-	-	-	-		-	-	-	-	-	-	-		
Atlanta	-	-	-	-	-	-	-		-	-	-	-	-	-	-		
Chicago	-	-	-	-	-	-	-		0-0	0	1.80	1	5.0	8	1		
Cincinnati	-	-	-	-	-	-	-		0-2	0	6.10	2	10.1	16	7		
Colorado	-	-	-	-	-	-	-		-	-	-	-	-	-	-		
Florida	-	-	-	-	-	-	-		-	-	-	-	-	-	-		
Houston	-	-	-	-	-	-	-		1-1	0	3.77	2	14.1	11	6		
Los Angeles	-	-	-	-	-	-	-		-	-	-	-	-	-	-		
Milwaukee	-	-	-	-	-	-	-		0-2	0	9.35	3	17.1	27	18		
Montreal	-	-	-	-	-	-	-		-	-	-	-	-	-	-		
New York	-	-	-	-	-	-	-		-	-	-	-	-	-	-		
Philadelphia	-	-	-	-	-	-	-		-	-	-	-	-	-	-		
Pittsburgh	-	-	-	-	-	-	-		1-0	0	1.29	1	7.0	7	1		
St. Louis	-	-	-	-	-	-	-		-	-	-	-	-	-	-		
San Diego	-	-	-	-	-	-	-		-	-	-	-	-	-	-		
San Francisco	-	-	-	-	-	-	-		-	-	-	-	-	-	-		
Monthly	W-L	S	ERA	G	IP	H	ER		W-L	S	ERA	G	IP	H	ER		
March/April	2-2	0	5.86	5	27.2	29	18		4-4	1	3.38	25	109.1	106	41		
May	-	-	-	-	-	-	-		5-9	0	3.89	19	106.1	92	46		
June	-	-	-	-	-	-	-		8-4	0	3.46	17	114.1	117	44		
July	-	-	-	-	-	-	-		6-9	0	4.22	20	128.0	120	60		
August	-	-	-	-	-	-	-		7-12	0	5.00	23	136.2	139	76		
September/October	-	-	-	-	-	-	-		7-7	0	5.37	21	125.2	141	75		
Situational Pitching	W-L	S	ERA	G	IP	H	ER		W-L	S	ERA	G	IP	H	ER		
Home	1-0	0	3.86	2	11.2	10	5		20-20	0	3.98	61	350.2	350	155		
Road	1-2	0	7.31	3	16.0	19	13		17-25	1	4.55	64	369.2	365	187		
Before ASG	2-2	0	5.86	5	27.2	29	18		17-18	1	3.59	65	361.0	338	144		
After ASG	-	-	-	-	-	-	-		20-27	0	4.96	60	359.1	377	198		
Starter	2-2	0	5.86	5	27.2	29	18		37-44	0	4.26	112	697.2	691	330		
Reliever	-	-	-	-	-	-	-		0-1	1	4.76	13	22.2	24	12		



#1

# Rey Sanchez

## Shortstop

### Career Notes

- ▶ Owns a .273 career batting average and has hit .270 or higher in 7 of his 9 seasons.
- ▶ Has seen big league action with the Cubs (1991-97), Yankees (1997) and San Francisco Giants (1998) prior to joining the Royals.
- ▶ Holds the single-season club records for fewest errors by a shortstop (4) and fielding percentage by a shortstop (.994).

### Height, Weight:

5-9, 175

### Bats/Throws:

Right/Right

### Resides:

Trujillo Alto, Puerto Rico

### Birthdate (Age):

Oct. 5, 1967 (33)

### Birthplace:

Rio Piedras, Puerto Rico

### Acquired:

Signed as free agent,  
Dec. 10, 1998

### Contract Status:

Signed through 2001

### M.L. Service:

9 years, 21 days

## 2000

- ▶ Sanchez ranked 2nd among A.L. shortstops with a .994 fielding percentage...made just 4 errors in 143 games (674 total chances)...Cleveland's Omar Vizquel led A.L. shortstops with a .995 fielding percentage, making 3 errors in 156 games (648 total chances).
- ▶ Set a franchise record for fewest errors by a shortstop in a single season with 4...the previous mark of 9 was set by Angel Salazar in 1986 and 1987.
- ▶ Established a club record for fielding percentage by a shortstop in a single season with a .994 mark...the previous mark of .986 was set by Greg Gagne in 1993...he made 10 errors in 159 games.
- ▶ Went 60 consecutive games without committing an error between April 21 and July 8, a new club record for shortstops...the previous mark was 52 errorless games by Greg Gagne from Aug. 6-Oct. 3, 1993.
- ▶ Belted a game-winning, 3-run home run in the bottom of the 9th inning off Baltimore's Mike Trombley on April 12...it was the 3rd consecutive game in which the Royals hit a walk-off home run...matched his career high with 4 RBI in that contest...it was his only home run of the year.
- ▶ Collected 3 hits, including a pair of doubles, and scored the game-winning run in the bottom of the 9th inning on April 13 vs. Baltimore, the 4th-straight game which the Royals won in their last at-bat.
- ▶ Matched his career high with 2 stolen bases vs. Oakland on May 2.
- ▶ Notched his only 4-hit game of the season against Chicago on July 5.
- ▶ Posted back-to-back 3-hit games against the Indians on July 18 and 19...scored 3 runs and drove in another in the 2 games.

### Sanchez's Career Bests

#### Season:

<b>Avg:</b>	.294	1999
<b>Hits</b>	141	1999
<b>HR</b>	3	1995
<b>RBI</b>	56	1999
<b>SB</b>	11	1999
<b>Hit Streak</b>	14	1999

#### Game Highs:

<b>Hits</b>	4 - 8 times
	Last: vs. Chi., 7/5/00
<b>Home Runs</b>	1 - 12 times
	Last: vs. Bal., 4/12/00
<b>RBI</b>	4 - 4 times
	Last: vs., Bal., 4/12/00
<b>SB</b>	2 - 3 times
	Last: vs. Oak., 5/2/00

- ▶ Collected 17 hits in a 9-game stretch from Aug. 16-25...hit .436 (17-for-39) with a double, 9 runs scored and 4 RBI during the streak...also posted three 3-hit games in those 9 contests.
- ▶ Put together a 12-game hitting streak from Sept. 8-22...stroked 2 doubles and logged 3 multi-hit games during that stretch.
- ▶ Batted .310 (87-for-281) in his final 73 starts and .307 (86-for-280) in his 71 starts in the second spot of the Royals batting order.
- ▶ Posted a .240 average (63-for-263) with 34 runs scored and 19 RBI in the 1st half of the season, but hit .309 (76-for-246) with 34 runs scored and 19 RBI after the All-Star break.
- ▶ Hit .290 (38-for-131) against lefthanders and .267 (101-for-378) vs. righthanders.
- ▶ Posted a .291 average (73-for-251) in 73 games at Kauffman Stadium, 35 points higher than his average on the road...hit .256 (66-for-258) on the road.
- ▶ Collected 35 multi-hit games on the season, including one 4-hit game and 10 3-hit games.

## 1999

- ▶ Batted at a .294 clip with a pair of homers, 66 runs scored and 56 RBI...his average, runs scored and RBI totals were all career highs.

Player	G	E	T C	PCT.
1. Omar Vizquel, Cle	156	3	648	.995
2. <b>Rey Sanchez, KC</b>	<b>143</b>	<b>4</b>	<b>674</b>	<b>.994</b>
3. Alex Rodriguez, Sea	148	10	691	.986
4. Deivi Cruz, Det	156	13	717	.982
5. Royce Clayton, Tex	148	16	692	.977
6. Alex Gonzalez, Tor	141	16	636	.975
7. Miguel Tejada, Oak	160	21	755	.972
8. N. Garciaparra, Bos	136	18	621	.971
9. C.Guzman, Min	151	22	663	.967
10. Kevin Stocker, TB	109	18	480	.963

- ▶ Was the 9th-toughest batter to fan in the American League, striking out just once every 10.8 plate appearances...tied for 7th in the league with 10 sacrifice bunts.
- ▶ Matched his career high with 4 RBI at the Chicago White Sox on April 10...it was just the 2nd 4-RBI game of his career and 1st since July 9, 1995...had his 2nd 4-RBI game of the season and 3rd of his career vs. New York on April 30.
- ▶ Put together a career-best 14-game hitting streak from July 30-Aug. 15...was 21-for-51 (.412) during the streak with 9 runs scored and 8 RBI...hit safely in 22 of 23 contests from July 20-Aug. 15, going 35-for-81 (.432) as he raised his average from .259 to .296.
- ▶ Played in 116 of the club's first 126 games through Aug. 25 before suffering a torn right hamstring... was not placed on the Disabled List but did not play again until Sept. 11.
- ▶ Matched his career high with 4 hits on Sept. 20 at Seattle...also scored 4 runs.
- ▶ Successful in 11 of 16 stolen base opportunities...stole 2 bases at New York on Aug. 19.
- ▶ Batted at a .326 clip against left-handed pitching with 8 RBI and .286 vs. right-handers with both home runs and 48 RBI...hit .295 (41-for-139) with runners in scoring position.
- ▶ Was the American League's 3rd-best fielding shortstop, logging a .982 percentage with 13 errors...went 40 consecutive games without an error from April 17-June 1.

## 1998

- ▶ Helped the San Francisco Giants reach the post-season as a spot starter and backup infielder...drove in a then-career-high 30 runs while hitting .285 in 109 games.
- ▶ Drilled his 1st homer of the year on June 12 at San Diego off Sterling Hitchcock...it was his 1st since Aug. 20, 1997 off Anaheim's Mark Langston.

## 1997

- ▶ Split the campaign between the Chicago Cubs and New York Yankees...hit a combined .274 with 35 runs scored, 21 doubles, 2 homers, 27 RBI and 4 stolen bases.
- ▶ Drove in the winning run in the Cubs 1st victory of season on April 20 at the New York Mets after Chicago opened the season 0-14.
- ▶ Traded to the Yankees for minor league pitcher Frisco Parotte on Aug. 16.
- ▶ Matched his career high with a 4-hit game and scored 3 runs on Aug. 26 at Oakland.
- ▶ Started all 5 games for the Yankees in ALDS vs. Cleveland.



## 1996

- ▶ Struggled at the plate during an injury-plagued season, going on the Disabled List twice and appearing in just 95 games.
- ▶ Had a .977 fielding percentage in his 92 games at shortstop (90 starts), committing 11 errors in 469 chances...of his 11 miscues, only 1 was a throwing error (April 10 at Colorado).
- ▶ Started 50 of the Cubs first 56 games at shortstop before being placed on the Disabled List on June 5...underwent surgery that day to repair a fractured hamate bone in his left hand...the procedure was performed by Dr. Dan Nagle.
- ▶ Activated from the D.L. on July 20 following a 3-game injury rehab stint at Iowa (AAA).
- ▶ Returned to the Disabled List from Aug. 11-Sept. 1 with left hand synovitis.

## 1995

- ▶ Appeared in 114 games and batted .278 with career highs in doubles (22) and homers (3)...entered the season with 1 big league home run.
- ▶ When he homered on July 3 off New York's Bill Pulsipher, it was his 1st round tripper since Aug. 29, 1992 (San Francisco's Francisco Oliveras), a span of 911 at-bats.
- ▶ Had a then-career-high 11-game hitting streak from May 31-June 10, during which he hit .318 (14-for-44).
- ▶ Best game came on July 9 at Philadelphia...was 4-for-6 with a 2-run home run and a 2-run double...the 4 RBI established a career best, while the 4 hits tied his career standard.
- ▶ Hampered much of the 2nd half due to left hand injuries...after hitting .301 prior to break, hit just .237 rest of season (36-for-152).
- ▶ Was on the D.L. from July 24-Aug. 9 with left wrist tendinitis... started only 4 times after Sept. 12 due to stiffness in left hand.

## 1994

- ▶ Made smooth transition into the starting 2nd base position after Ryne Sandberg retired June 13, finishing the year with .285 average.
- ▶ Committed only 2 errors in 50 games at 2nd base (47 starts)...also appeared in 30 games at shortstop (17 starts) and 17 games at 3rd base (8 starts)...had only played in 5 Major League games at 2nd base prior to campaign and had never played 3rd prior to season.
- ▶ Went 4-for-5 with a double and 2 runs scored in his 1st official game as the Cubs starting 2nd baseman on June 14 at San Diego.

## 1993

- ▶ Appeared in 105 games, including 82 starts at shortstop, hitting .282 with 28 RBI.
- ▶ Made 15 errors in 489 total chances for a .969 fielding percentage.
- ▶ Was on the season-opening roster for 1st time in his career and made his 1st Opening Day start at shortstop.
- ▶ Had a pair of 4-hit games: April 24 vs. Cincinnati and June 29 at San Diego.
- ▶ Missed significant stretches during the 2nd half due to right hip flexor and left knee and hamstring strains.

## 1992

- ▶ Opened the season at Iowa and was promoted to Chicago on April 26.
- ▶ Spent a half-season as Chicago's starting shortstop, batting .251 in 74 games...had .974 fielding percentage in 68 games at shortstop.
- ▶ Placed on the Disabled List from May 5-21 with chicken pox.
- ▶ Notched the 1st 4-hit game of his career on Aug. 7 vs. New York.
- ▶ Hit his 1st Major League home run on Aug. 29 off San Francisco's Francisco Olivaras.
- ▶ Hampered by lower back problems late in the season, appearing in his final game on Sept. 4...an MRI revealed a bulging disc.

## 1991

- ▶ Saw his 1st big league action, appearing in 13 games for the Cubs.
- ▶ Made his big league debut on Sept. 8 as a defensive replacement at shortstop.
- ▶ Made his 1st start on Sept. 13 vs. Montreal at 2nd base...was his 1st pro appearance at that position.
- ▶ Recorded his 1st hit and RBI on Sept. 17 off Pittsburgh's Doug Drabek.

## Minor League Notes

- ▶ Sanchez was selected by the Texas Rangers in the 13th round of the 1986 June Free Agent Draft.
- ▶ Made his pro debut in 1986 at Rookie League Sarasota and led all Gulf Coast League shortstops with .932 fielding percentage.
- ▶ Split the 1987 season between Single-A clubs Gastonia and Butte.

### Fewest Single Season Errors by a Royals Shortstop

(Minimum 100 games played)

Player	Year	G	E
<b>Rey Sanchez</b>	<b>2000</b>	<b>143</b>	<b>4</b>
Angel Salazar	1987	116	9
Angel Salazar	1986	115	9
Greg Gagne	1993	159	10
Jay Bell	1997	149	10

### Best Single Season Fielding Percentage by a Royals Shortstop

(Minimum 100 games played)

Player	Year	G	Pct.
<b>Rey Sanchez</b>	<b>2000</b>	<b>143</b>	<b>.994</b>
Greg Gagne	1993	159	.986
Jay Bell	1997	149	.985
David Howard	1996	135	.982
Rey Sanchez	1999	134	.98

- ▶ Was a Florida State League mid-season and post-season All-Star at Port Charlotte in 1988...finished 2nd in the FSL in batting and was 6th in hits.
- ▶ Advanced to Oklahoma City (AAA) in 1989...led American Association shortstops in all fielding categories.
- ▶ Traded by Texas to Chicago in exchange for infielder Bryan House on Jan. 3, 1990...spent the 1990 campaign on the Disabled List at Iowa due to tear of medial collateral ligament in his right elbow...underwent surgery on April 2, 1990.
- ▶ Named to the American Association's post-season All-Star team in 1991...led the league's shortstops with .971 fielding percentage...started at shortstop in the Triple-A All-Star Game.

## Miscellaneous Notes

- ▶ **Rey Francisco Sanchez** is married to Becky...they have 3 daughters, Ashley (9-28-89), Elissa (9-24-93) and Sabrina (4-12-97).
- ▶ Graduated from Live Oak High School in Morgan Hill, Calif. in 1985... was a high school All-America selection in baseball...came to Morgan Hill as part of cultural and sports exchange program.

Year	Club	AVG.	G	AB	R	H	2B	3B	HR	RBI	SH	SF	HP	BB	SO	SB-CS	E
1986	Sarasota	.290	52	169	27	49	3	1	0	23	3	1	3	41	18	10-10	15
1987	Gastonia	.219	50	160	19	35	1	2	1	10	3	0	2	22	17	6-3	18
	Butte	.365	49	189	36	69	10	6	0	25	3	2	2	21	12	22-6	12
1988	Port Charlotte	.306	128	418	60	128	6	5	0	38	1	3	5	35	24	29-11	35
1989	Oklahoma City	.224	134	464	38	104	10	4	1	39	5	3	2	21	50	4-4	29
1990	Iowa	(Injured - Did Not Play)															
1991	Iowa	.290	126	417	60	121	16	5	2	46	11	2	7	37	27	13-7	17
	CHICAGO (NL)	.261	13	23	1	6	0	0	0	2	0	0	0	4	3	0-0	0
1992	Iowa	.342	20	76	12	26	3	0	0	3	1	0	0	4	1	6-3	5
	CHICAGO (NL)	.251	74	255	24	64	14	3	1	19	5	2	3	10	17	2-1	9
1993	CHICAGO (NL)	.282	105	344	35	97	11	2	0	28	9	2	3	15	22	1-1	15
1994	CHICAGO (NL)	.285	96	291	26	83	13	1	0	24	4	1	7	20	29	2-5	9
1995	CHICAGO (NL)	.278	114	428	57	119	22	2	3	27	8	2	1	14	48	6-4	7
1996	CHICAGO (NL)	.211	95	289	28	61	9	0	1	12	8	2	3	22	42	7-1	11
	Iowa	.167	3	12	2	2	0	0	0	1	0	0	0	1	2	2-0	1
1997	CHICAGO (NL)	.249	97	205	14	51	9	0	1	12	4	0	0	11	26	4-2	6
	NEW YORK (AL)	.312	38	138	21	43	12	0	1	15	5	1	1	5	21	0-4	4
1998	SAN FRANCISCO	.285	109	316	44	90	14	2	2	30	1	2	4	16	47	0-0	7
1999	KANSAS CITY	.294	134	479	66	141	18	6	2	56	10	3	4	22	48	11-5	13
2000	KANSAS CITY	.273	143	509	68	139	18	2	1	38	11	3	4	28	55	7-3	4
	N.L. Totals	.265	703	2151	229	571	92	10	8	154	39	11	21	112	234	22-14	64
	A.L. Totals	.287	315	1126	155	323	48	8	4	109	26	7	9	55	124	18-12	21
	Major League Totals	.273	1018	3277	384	894	140	18	12	263	65	18	30	167	358	40-26	85

1986 Selected by the Texas Rangers in the 13th round of the June Free Agent Draft.

1990 Obtained by Chicago Cubs from Texas in exchange for INF Bryan House, Jan. 3.

1997 Obtained by New York Yankees from Chicago in exchange for RHP Frisco Parotte, Aug. 16.

1998 Signed by San Francisco Giants as a free agent, Jan. 22.

1998 Signed by Royals as a free agent, Dec. 10.

### Sanchez's Division Series Record

Year	Club, Opp.	AVG.	G	AB	R	H	2B	3B	HR	RBI	SH	SF	HP	BB	SO	SB	E
1997	NY (AL), vs. Cle.	.200	5	15	1	3	1	0	0	1	1	0	0	1	2	0-0	0

### Sanchez's Career Fielding

POSITION	PCT.	G	PO	A	E	TC	DP
2nd Base	.988	272	459	767	15	1241	139
3rd Base	.950	18	6	32	2	40	2
Shortstop	.979	724	1124	2106	69	3299	457

### Sanchez's 2000 and Career Breakdown

	2000					CAREER				
	AVG.	AB	H	HR	RBI	AVG.	AB	H	HR	RBI
<b>vs. American League</b>										
vs. Anaheim	.294	34	10	0	2	.283	92	26	1	11
Baltimore	.333	33	11	1	7	.318	88	28	1	11
Boston	.273	33	9	0	2	.274	62	17	0	6
Chicago	.370	46	17	0	5	.316	98	31	1	18
Cleveland	.268	41	11	0	1	.262	84	22	0	2
Detroit	.250	28	7	0	3	.247	77	19	0	8
Kansas City	-	-	-	-	-	.500	4	2	0	0
Minnesota	.429	35	15	0	4	.434	76	33	0	11
New York	.188	32	6	0	2	.246	61	15	0	7
Oakland	.250	32	8	0	3	.273	88	24	2	11
Seattle	.171	35	6	0	0	.310	100	31	0	9
Tampa Bay	.265	34	9	0	2	.309	68	21	0	6
Texas	.185	27	5	0	1	.250	76	19	0	6
Toronto	.219	32	7	0	1	.200	70	14	0	2
<b>vs. National League</b>										
vs. Arizona	-	-	-	-	-	.231	13	3	0	0
Atlanta	-	-	-	-	-	.208	168	35	0	6
Chicago	.154	13	2	0	1	.250	40	10	0	1
Cincinnati	-	-	-	-	-	.241	170	41	0	10
Colorado	-	-	-	-	-	.262	168	44	0	9
Florida	-	-	-	-	-	.276	134	37	1	11
Houston	.231	13	3	0	2	.248	210	52	1	12
Los Angeles	-	-	-	-	-	.249	169	42	0	12
Milwaukee	.500	8	4	0	0	.293	41	12	0	3
Montreal	-	-	-	-	-	.256	168	43	0	12
New York	-	-	-	-	-	.274	146	40	1	16
Philadelphia	-	-	-	-	-	.279	136	38	1	12
Pittsburgh	.304	23	7	0	1	.273	176	48	0	14
St. Louis	.200	10	2	0	1	.292	171	50	0	16
San Diego	-	-	-	-	-	.303	152	46	2	13
San Francisco	-	-	-	-	-	.298	171	51	1	8
<b>Monthly</b>										
March/April	.273	77	21	1	9	.268	473	127	3	45
May	.192	78	15	0	3	.255	553	141	1	42
June	.227	75	17	0	4	.282	631	178	3	46
July	.327	104	34	0	9	.278	619	172	2	50
August	.292	89	26	0	7	.288	559	161	3	48
September/October	.302	86	26	0	6	.260	442	115	0	32
<b>Situational Hitting</b>										
Home	.291	251	73	1	19	.272	1573	428	5	123
Road	.256	258	66	0	19	.273	1704	466	7	140
Day	.245	102	25	0	9	.271	1449	392	5	117
Night	.280	407	114	1	29	.275	1828	502	7	146
Natural Grass	.268	444	119	1	34	.272	2655	721	11	207
Artificial Turf	.308	65	20	0	4	.278	622	173	1	56
Before ASG	.240	263	63	1	19	.272	1851	503	9	154
After ASG	.309	246	76	0	19	.274	1426	391	3	109
vs. LHP	.290	131	38	0	7	.288	825	238	4	66
vs. RHP	.267	378	101	1	31	.268	2452	656	8	197
with RISP	.252	127	32	1	36	.266	752	200	5	241
Bases Loaded	.250	4	1	0	2	.208	53	11	0	27
Pinch Hitter	.000	1	0	0	0	.000	40	0	0	0
Desig. Hitter	.000	0	0	0	0	.000	0	0	0	0



#46

**Height, Weight:**

6-3, 215

**Bats/Throws:**

Right/Right

**Resides:**

Loiza, Puerto Rico

**Birthdate (Age):**

Nov. 5, 1974 (26)

**Birthplace:**

Fajardo, Puerto Rico

**Acquired:**Selected in 70th round of  
1994 June Free Agent Draft**Contract Status:**

Signed through 2001

**M.L. Service:**

2 years, 24 days

# Jose Santiago

## Right-handed Pitcher

**Career Notes**

- ▶ Has appeared at the big league level in each of the past 4 seasons after being selected in the 70th round in the 1994 draft...owns an 11-10 mark with a 3.73 ERA in 85 games.

**2000**

- ▶ Santiago finished the season with an 8-6 record with 2 saves and a 3.91 ERA in 45 relief outings for the Royals.
- ▶ Set career bests in wins (8), innings pitched (69.0) and strikeouts (44)...he also tied a career high with 2 saves on the year.
- ▶ Notched his 1st save of the season and the 3rd of his career with 3.0 shutout innings of 1-hit relief vs. Minnesota on April 8...it was his 1st save since May 8, 1999 at Minnesota.
- ▶ Collected his 1st win of the year by working a scoreless 12th inning in the Royals 7-5 win over Baltimore on April 11...picked up his 2nd win in as many days with a 7-6 win over the O's on April 12 after working 2.0 hitless and scoreless innings.
- ▶ Set a career high with 5 strikeouts vs. Seattle on April 30.
- ▶ Earned Royals Pitcher-of-the-Month honors for April...posted a 2-1 record with 1 save and a 1.93 ERA in 10 relief appearances...it was the 1st time he's won the award in his career.
- ▶ Earned the victory at Anaheim on May 21...retired all 12 of the Angels he faced to pick up his 4th win of the season.
- ▶ Was 2-0 in 8 appearances during June, winning decisions at Boston on June 1 and at Anaheim on June 20.
- ▶ Was 6-3 with 1 save and a 4.14 ERA in 33 relief outings before being optioned to Omaha (AAA) on July 20...had gone 0-1 with a 7.50 ERA in 5 appearances that month before his demotion.
- ▶ Logged a 2.64 ERA in his first 17 outings (30.2 IP, 9 ER) and a 6.52 ERA in his next 16 appearances (19.1 IP, 14 ER).
- ▶ Went 0-1 with 4 saves and a 3.18 ERA in 11 outings for the Golden Spikes before being recalled on Aug. 18.
- ▶ Did not give up a homer after surrendering back-to-back shots to Brad Fullmer (3-run shot) and Tony Batista (solo) in the 8th inning of Toronto's 7-5 comeback win at SkyDome on Aug. 22.
- ▶ Teamed with Blake Stein to post a 9-0 shutout over Cleveland on Sept. 24...worked 2.0 scoreless innings to polish off the victory.
- ▶ Finished the 2000 campaign by going 2-3 with a save and a 3.71 ERA in his final 11 appearances.
- ▶ Allowed 22 of the 33 baserunners he inherited on the season to score.

### Santiago's Career Bests

**Season:**

<b>Wins</b>	8	2000
<b>ERA</b>	1.93	1997
<b>SV</b>	2	99,00
<b>IP</b>	69.0	2000
<b>SO</b>	44	2000
<b>Win Streak</b>	2	2000

**Game:****Low Hit**

-----

**SO**

5 - vs. Sea., 4/30/00



- ▶ Was 2-0 with 1 save and a 2.55 ERA in his 12 appearances during day games...his record fell to 6-6 with 1 save and a 4.73 ERA in 33 games at night.
- ▶ Pitched in the Puerto Rican League during the offseason...went 1-0 with a 6.38 ERA in 15 games (1 start) for Carolina.

## 1999

- ▶ Was a frequently used reliever for the Royals through mid-June before suffering an injury which limited his activity the rest of the way.
- ▶ Finished the season with a 3-4 record and a pair of saves in 34 big league contests.
- ▶ Made the big league roster to open the season and allowed no runs on just 1 hit over his first 3 outings and 5.2 innings.
- ▶ Tagged with the loss after surrendering a 3-run, 10th-inning home run to Travis Fryman at Cleveland

on April 12...allowed just 1 earned run in his next 8.0 frames.

- ▶ Posted his 1st big league victory in a 4-3 win over Anaheim on April 24.
- ▶ Notched his 1st big league save in his next appearance, a 15-5 win at Baltimore on April 29.
- ▶ 2nd and final save of the season came at Minnesota on May 8 when he worked a season-high 3.0 scoreless frames of 2-hit relief.
- ▶ Was 2-2 with a 2.36 ERA (7 ER in 26.2 IP) through May 18...converted 2 of 3 save situations on the year.
- ▶ Tagged for 10 earned runs in his next 10 appearances and 11.2 innings of work as his ERA ballooned to 3.99 on June 14.
- ▶ Placed on the 15-day Disabled List on June 25 with soreness in his right trapezius...while on a rehab assignment, worked in 3 games for Rookie League Gulf Coast, 4 games for Wichita (AA) and 1 game for Omaha (AAA).
- ▶ Recalled from his rehab. assignment on July 27 but was not activated until Sept. 11.
- ▶ Made 6 relief appearances in the final 2 weeks of the season, allowing just 1 earned run in 8.0 innings of work.
- ▶ Matched his season-high with 3.0 innings of relief at Seattle on Sept. 20 and earned the win.
- ▶ Allowed 8 of 34 1st-batters faced to reach base safely via a hit or walk...allowed 17 of 37 inherited runners to score.
- ▶ Opponents hit him at a .251 average...left-handers batted just .210 (17-for-81), while right-handers owned a .284 mark (29-for-102).
- ▶ Was 4-2 with a 3.06 ERA in 14 games for San Juan in winter ball.

## 1998

- ▶ Led the Texas League with 22 saves while posting a 3-4 record in 52 relief appearances...also paced the league with 64 Roloids relief points and with 41 games finished.
- ▶ Selected to appear in the mid-summer Texas League All-Star game and was named as the relief pitcher on the Texas League post-season all-star team.
- ▶ Recalled from Wichita on Aug. 21...made his 1st big league appearance of the season at

- Tampa Bay on Aug. 23, allowing 1 hit with 2 strikeouts in 1.0 inning of work in an 11-5 win.
- ▶ Only other major league appearance came at Toronto on Aug. 27 when he surrendered 2 runs on 3 hits in a one-inning stint.
- ▶ Optioned to Omaha on Aug. 28.

## 1997

- ▶ Became the 1st Royals player to make the jump from Class A to the big leagues since Jon Nunnally and Mike Sweeney in 1995.
- ▶ Began the season in the Carolina League...suspended by the league for 30 days from April 14-May 14 after throwing a ball into the stands.
- ▶ Assigned to the Midwest League after being reinstated to the active roster...made 9 appearances for Lansing with a 2.08 ERA.
- ▶ Contract was purchased by the Royals June 6...made his big league debut June 7 against Texas and retired the only batter he faced.
- ▶ Made 4 appearances for Kansas City from June 7-17, posting a 1.93 ERA in 4.2 innings of work.
- ▶ Placed on the 15-day Disabled List on June 18 with the chicken pox...reinstated to the active roster on July 9 and was optioned to Wichita (AA).

## Minor League Notes

- ▶ Santiago was selected in the 70th round of the 1994 June Free Agent Draft – the 1,627th player selected.
- ▶ Made 10 appearances for the Gulf Coast Royals in his 1st professional season in 1994, logging 1 win and a pair of saves.
- ▶ Was 2-4 with a 3.14 ERA in 22 relief appearances for the Spokane Indians in 1995.
- ▶ Made 54 appearances for Lansing in 1996, logging 7 wins and 19 saves...finished 2nd in relief points (59) in the Midwest League...also was tied for 2nd in games and 4th in saves and games finished (46).

## Miscellaneous Notes

- ▶ **Jose Rafael Santiago** and his wife, Ayra, have 1 child, Joselyn (2-2-95).
- ▶ Graduated from Carlos Escobar Lopez High in Loiza, Puerto Rico.

Year	Club	W-L	ERA	G	GS	CG	SHO	SV	IP	H	R	ER	HR	HB	BB	SO	WP	BK	
1994	Gulf Coast	1-0	2.37	10	1	0	0	2	19.0	17	7	5	1	1	7	10	2	1	
1995	Spokane	2-4	3.14	22	0	0	0	1	48.2	60	26	17	1	5	20	32	3	0	
1996	Lansing	7-6	2.57	54	0	0	0	19	77.0	78	34	22	4	5	21	55	3	1	
1997	Wilmington	1-1	4.91	4	0	0	0	2	3.2	3	3	2	0	1	1	1	0	0	
	Lansing	1-0	2.08	9	0	0	0	1	13.0	10	6	3	0	0	6	8	0	0	
	KANSAS CITY	0-0	1.93	4	0	0	0	0	4.2	7	2	1	0	1	2	1	0	0	
	Wichita	2-1	4.00	22	0	0	0	3	27.0	32	13	12	1	2	8	12	0	0	
1998	Wichita	3-4	3.61	52	0	0	0	*22	72.1	79	36	29	9	1	27	31	1	0	
	KANSAS CITY	0-0	9.00	2	0	0	0	0	2.0	4	2	2	0	0	0	2	0	0	
	Omaha	0-0	7.04	4	0	0	0	1	7.2	10	9	6	0	1	5	4	1	0	
1999	KANSAS CITY	3-4	3.42	34	0	0	0	2	47.1	46	23	18	7	2	14	15	2	1	
	Gulf Coast	0-0	1.80	3	3	0	0	0	5.0	1	1	1	0	0	0	4	0	0	
	Wichita	0-1	2.00	4	2	0	0	0	9.0	8	2	2	0	0	0	0	0	0	
	Omaha	0-0	0.00	1	0	0	0	0	1.2	3	0	0	0	0	0	0	0	0	
2000	KANSAS CITY	8-6	3.91	45	0	0	0	2	69.0	70	33	30	7	3	26	44	0	0	
	Omaha	0-1	3.18	11	0	0	0	4	17.0	19	7	6	2	0	3	14	1	0	
Major League Totals		11-10	3.73	85	0	0	0	4	123.0	127	60	51	14	6	42	62	2	1	
*-Led League																			

1994 Selected by Royals in 70th round of June Free Agent Draft...signed by Johnny Ramos.

Santiago's M.L. Batting Totals

	AVG.	AB	H	HR	RBI
M.L. Totals	.000	0	0	0	0

Santiago's Career Fielding

POSITION	PCT.	G	PO	A	E	TC	DP
Pitcher	.958	85	9	14	1	24	0

Santiago's 2000 and Career Breakdown

	2000								CAREER							
	W-L	S	ERA	G	IP	H	ER	W-L	S	ERA	G	IP	H	ER		
<b>vs. American League</b>																
vs. Anaheim	2-1	0	2.89	5	9.1	5	3	3-1	0	2.45	9	14.2	10	4		
Baltimore	2-0	0	0.00	2	3.0	1	0	2-0	1	1.35	4	6.2	4	1		
Boston	1-0	0	0.00	3	3.0	4	0	1-0	0	0.00	4	4.2	4	0		
Chicago	0-1	0	6.23	3	4.1	7	3	0-1	0	2.38	7	11.1	10	3		
Cleveland	0-0	0	3.86	4	4.2	6	2	0-1	0	5.40	6	8.1	9	5		
Detroit	2-0	0	0.00	3	5.2	1	0	2-0	0	1.17	5	7.2	3	1		
Kansas City	-	-	-	-	-	-	-	-	-	-	-	-	-	-		
Minnesota	0-1	1	1.80	3	5.0	4	1	0-1	2	2.45	6	11.0	9	3		
New York	0-0	0	3.38	2	2.2	5	1	0-1	0	5.06	4	5.1	8	3		
Oakland	0-0	0	27.01	3	2.1	9	7	0-0	0	12.60	5	5.0	10	7		
Seattle	0-0	1	0.75	5	12.0	5	1	2-0	1	1.47	9	18.1	12	3		
Tampa Bay	1-0	0	2.45	2	3.2	4	1	1-0	0	1.69	4	5.1	5	1		
Texas	0-2	0	11.57	3	4.2	11	6	0-4	0	10.50	6	6.0	15	7		
Toronto	0-1	0	6.00	2	3.0	3	2	0-1	0	7.20	4	5.0	7	4		
<b>vs. National League</b>																
vs. Arizona	-	-	-	-	-	-	-	-	-	-	-	-	-	-	-	
Atlanta	-	-	-	-	-	-	-	-	-	-	-	-	-	-	-	
Chicago	0-0	0	0.00	1	0.2	0	0	0-0	0	0.00	1	0.2	0	0		
Cincinnati	-	-	-	-	-	-	-	0-0	0	3.38	1	2.2	2	1		
Colorado	-	-	-	-	-	-	-	-	-	-	-	-	-	-	-	
Florida	-	-	-	-	-	-	-	-	-	-	-	-	-	-	-	
Houston	0-0	0	0.00	1	1.0	0	0	0-0	0	3.00	2	3.0	4	1		
Los Angeles	-	-	-	-	-	-	-	-	-	-	-	-	-	-	-	
Milwaukee	0-0	0	9.00	1	2.0	3	2	0-0	0	9.00	1	2.0	3	2		
Montreal	-	-	-	-	-	-	-	-	-	-	-	-	-	-	-	
New York	-	-	-	-	-	-	-	-	-	-	-	-	-	-	-	
Philadelphia	-	-	-	-	-	-	-	-	-	-	-	-	-	-	-	
Pittsburgh	0-0	0	9.00	1	1.0	1	1	0-0	0	15.43	3	2.1	6	4		
St. Louis	0-0	0	0.00	1	1.0	1	0	0-0	0	3.00	4	3.0	6	1		
San Diego	-	-	-	-	-	-	-	-	-	-	-	-	-	-	-	
San Francisco	-	-	-	-	-	-	-	-	-	-	-	-	-	-	-	
<b>Monthly</b>																
March/April	2-1	1	1.93	10	18.2	14	4	3-2	2	2.10	19	34.1	23	8		
May	2-1	0	4.70	10	15.1	14	8	3-3	1	4.35	22	31.0	29	15		
June	2-0	0	5.40	8	10.0	16	6	2-0	0	5.16	19	22.2	38	13		
July	0-1	0	7.50	5	6.0	7	5	0-1	0	7.50	5	6.0	7	5		
August	0-1	0	7.71	2	2.1	2	2	0-1	0	8.31	4	4.1	6	4		
September/October	2-2	1	2.70	10	16.2	17	5	3-3	1	2.19	16	24.2	24	6		
<b>Situational Pitching</b>																
Home	3-3	1	4.73	22	32.1	37	17	4-5	1	3.81	42	59.0	65	25		
Road	5-3	1	3.19	23	36.2	33	13	7-5	3	3.66	43	64.0	62	26		
Before ASG	6-3	1	3.99	31	47.1	48	21	88-6	3	3.84	63	91.1	94	39		
After ASG	2-3	1	3.74	14	21.2	22	9	3-4	1	3.41	22	31.2	33	12		
Starter	-	-	-	-	-	-	-	-	-	-	-	-	-	-	-	
Reliever	8-6	2	3.91	45	69.0	70	30	11-10	4	3.73	85	123.0	127	51		



# Shawn Sonnier

## Right-handed Pitcher

### 2000

- ▶ Sonnier led the Royals organization with 21 saves in 2000...ranked 3rd in the Texas League in saves.
- ▶ Logged a team-best 2.25 ERA in 48 games for the Wichita Wranglers (AA)...surrendered just 41 hits and 16 earned runs over 64.0 innings...held opposing batters to a .177 average.
- ▶ Issued just 26 walks while striking out 90 batters.
- ▶ Collected 2 saves for the Wranglers in the Texas League playoffs...also worked a hitless and scoreless 9th inning to seal a 7-2 victory over Shreveport to clinch the Eastern Division crown.
- ▶ Took the loss in Wichita's 4-2 loss to Round Rock in Game 1 of the Texas League Championships...rebounded by notching a save in Game 2 after striking out 3 of the 4 batters he faced in the Wranglers 5-2 win.
- ▶ Pitched in the Arizona Fall League following the 2000 season...logged a 2-0 mark with 2 saves a 2.40 ERA in 14 games for the Grand Canyon Rafters...was touched for just 4 runs on 9 hits over 15.0 innings...also struck out 17 batters and issued 7 walks.

#### Height, Weight:

6-5, 210

#### Bats/Throws:

Right/Right

#### Resides:

Carencro, La.

#### Birthdate (Age):

July 5, 1976 (24)

#### Birthplace:

Rayne, La.

#### Acquired:

Signed as a non-drafted free agent, Aug. 21, 1998

#### Contract Status:

Signed through 2001

#### M.L. Service:

0 days (Rookie)

### Minor League Notes

- ▶ Shawn was signed as a non-drafted free agent on Aug. 21, 1998...signed by Craig Struss and Bill Price.
- ▶ Appeared in 7 games for Spokane of the Northwest League in 1998...recorded a 1.35 ERA after allowing just 1 run over 6.2 innings for the Indians.
- ▶ Spent the 1999 season with Wilmington (A), posting a 1-2 mark with a team-high 13 saves and a 2.88 ERA in 44 games...walked just 19 batters while striking out 73 for the Carolina League co-champions.

### Miscellaneous Notes

- ▶ **Shawn Matthew Sonnier** is single...graduated from North Vermilion (Monroe, La.) High School in 1994.
- ▶ Attended Cipola (Marianna, Fla.) Junior College and Panola (Carthage, Texas) Junior College...also attended Louisiana Tech University where he was a starter.
- ▶ Was signed out of the NBC Tournament...pitched in the Jayhawk League for Nevada, Mo.

Year	Club	W-L	ERA	G	GS	CG	SHO	SV	IP	H	R	ER	HR	HB	BB	SO	WP	BK
1998	Spokane	0-0	1.35	7	0	0	0	1	6.2	7	1	1	0	0	1	10	1	0
1999	Wilmington	1-2	2.88	44	0	0	0	13	59.1	46	20	19	1	1	19	73	2	0
2000	Wichita	0-3	2.25	48	0	0	0	21	64.0	41	22	16	6	3	26	90	4	0
Minor League Totals		1-5	2.49	99	0	0	0	35	130.0	94	43	36	7	4	46	173	7	0

1998 Signed as a non-drafted free agent, Aug. 21...signed by Craig Struss and Bill Price.



#34

**Height, Weight:**  
6-7, 240

**Bats/Throws:**  
Right/Right

**Resides:**  
Daphne, Ala.

**Birthdate (Age):**  
Aug. 3, 1973 (27)

**Birthplace:**  
McComb, Miss.

**Acquired:**  
Obtained from the Oakland A's with Brad Rigby and Jeff D'Amico in exchange for Kevin Appier, July 31, 1999

**Contract Status:**  
Signed through 2001

**M.L. Service:**  
2 years, 45 days

# Blake Stein

## Right-handed Pitcher

### Career Notes

- ▶ Owns a 14-16 record with a 5.32 ERA in 54 career big league appearances.
- ▶ Has been included in trades involving Kevin Appier and Mark McGwire.


### 2000

- ▶ Stein suffered a small crack in the ulna bone in his right forearm after being struck by a ball off the bat of Alejandro Prieto in a spring training simulated game on Feb. 29...placed on the 15-day Disabled List on April 1, retroactive to March 24...recalled from rehab and reinstated from the D.L. on July 5.
- ▶ Started the season with losses at Houston on July 7 and against Milwaukee on July 13 before notching a 12-4 win over the Cubs on July 18...was touched for 4 runs on 8 hits over 7.1 frames in the victory.
- ▶ Collected his only complete game of the year with a 4-1 win at Baltimore on Aug. 18...held the Orioles to just 1 run on 8 hits in the performance...combined with Mac Suzuki to become the first 2 Royals pitchers to post back-to-back complete games since Sept. 2-3, 1996 when Tim Belcher and Kevin Appier accomplished the feat at Toronto.
- ▶ Won 5-straight decisions from Aug. 2-Sept. 3, posting 5 quality starts and a 4.20 ERA during the 7-start stretch...tied Dan Reichert and Ricky Bottalico for the longest winning streak by a Royals pitcher in 2000.
- ▶ Tossed 9.0 innings of 1-run ball at Seattle on Sept. 13, giving up just a solo homer to Jay Buhner, but did not figure in the 11-inning, 2-1 loss.
- ▶ Struck out a season-high 8 batters in a 5-1 win over the Angels on Sept. 19.
- ▶ Teamed with Jose Santiago to post a 9-0 shutout over Cleveland on Sept. 24...held the Indians to just 4 hits over 7.0 frames for the win.
- ▶ Named Royals Pitcher of the Month for September after posting a 3-2 mark with a 2.75 ERA in 6 starts and averaging 6-plus innings per start...also notched 4 quality starts during the month.
- ▶ Won 7 of his last 9 decisions on the season, posting a 1.92 ERA in those victories.
- ▶ Held left-handers to a .217 batting average.

#### Stein's Career Bests

Season:		
Wins	8	2000
ERA	4.56	1999
SV	---	---
IP	117.1	1998
SO	89	1998
Win Streak	5	2000

Game:	
Low Hit	2 vs. Chi., 8/19/98
SO	10 - vs. L.A., 6/8/98



## 1999

- ▶ Joined the Royals on July 31 from the Oakland Athletics as part of a 4-player swap that sent Kevin Appier to the West Coast.
- ▶ Began the season with the A's Triple-A affiliate in Edmonton...posted a 4-2 record and 4.10 ERA in 19 starts in the Pacific Coast League.
- ▶ Recalled to the big league roster and made his only appearance with Oakland in a start at Kansas City on July 25...did not figure in the decision despite allowing 5 runs on 6 hits and 6 walks in the 13-11 Royals win.
- ▶ His next appearance came in relief for Kansas City at Texas on Aug. 1...was tagged for 3 runs on 3 hits in 3.0 innings of relief, his only big league bullpen stint of the year.
- ▶ Moved into the Royals starting rotation on Aug. 8 and flourished in that role...finished his 1st stint with the Royals with a 1-2 record and a 4.09 ERA in 12 games, including 11

starts...had a 3.88 ERA in his 11 starts for Kansas City.

- ▶ Made 7 quality starts in his first 8 starts with the Royals, but garnered just a 1-1 record despite a 2.34 ERA.
- ▶ Allowed just 1 earned run over 15.0 innings in back-to-back starts vs. Tampa Bay on Aug. 13 and at New York on Aug. 19, but did not figure in the decision in either contest.
- ▶ Fanned a season-high 7 batters in a 7-inning, 3-hit performance vs. Tampa Bay on Aug. 13.
- ▶ Lone win came at Texas when he did not allow an earned run on 7 hits over 7.0 frames in a 7-3 victory.
- ▶ Tossed 8.0 shutout innings of 6-hit ball vs. Anaheim on Sept. 15, but had a no-decision as the Angels won by a 1-0 score.
- ▶ The Royals were 5-6 in his 11 starts despite 7 quality performances... they supported him with 45 runs, or an average of 4.1 runs per game.
- ▶ Allowed just 15 earned runs in his first 57.2 innings with the Royals, but gave up 17 earned runs in his final 3 starts covering 12.2 frames, as his ERA jumped from 2.34 to 4.09.
- ▶ Limited opponents to a .230 average while donning a Royals uniform...left-handers hit him at a .250 clip (32-for-128), while right-handed batters logged a .209 mark (27-for-129).

## 1998

- ▶ Saw time at the Major League level for the 1st time in his career, and went 5-9 with a 6.37 ERA in 24 games (20 starts).

- ▶ Made his Major League debut on May 10 vs. Chicago and struck out the side in the 1st inning...fanned 8 over 7.0 innings, but took the loss after allowing 4 unearned runs in a 4-3 defeat.
- ▶ Earned 1st win on May 16 at Chicago, allowing 2 runs in 7 innings.
- ▶ Fanned a career-high 10 batters in a June 8 win at Los Angeles.
- ▶ Tossed 1st complete game and shutout on Aug. 19 against Chicago, allowing just 2 hits in the 6-0 win.

## Minor League Notes

- ▶ Stein was selected by St. Louis in the 6th round of the 1994 June Free Agent Draft.
- ▶ Began his professional career with Johnson City of the Rookie Appalachian League in 1994...struck out 69 batters in 59.2 frames.
- ▶ Went 10-6 with a 3.80 ERA and tied for a league league with 27 starts for Peoria (A) in 1995.
- ▶ Led the Florida State League in wins, ERA and strikeouts with St. Petersburg in 1996...held opposing batters to a .203 average and owned 3rd-best ERA (2.15) among all minor leaguers.
- ▶ Appeared at Huntsville (AA) in 1997 after being traded to the A's along with pitchers T.J. Mathews and Eric Ludwick in exchange for Mark McGwire.

## Miscellaneous Notes

- ▶ **William Blake Stein** is married to Ellen...graduated from Covington (La.) High School in 1991 where he played baseball and basketball... tossed a perfect game in his 1st varsity start...was 2nd-team All-America at Spring Hill College.

Year	Club	W-L	ERA	G	GS	CG	SHO	SV	IP	H	R	ER	HR	HB	BB	SO	WP	BK
1994	Johnson City	4-1	2.87	13	13	1	0	0	59.2	44	21	19	4	1	24	69	4	0
1995	Peoria	10-6	3.80	27	+27	1	0	0	139.2	122	69	59	12	5	61	133	2	1
1996	St. Petersburg	*16-5	*2.15	28	27	2	1	1	172.0	122	48	41	4	5	54	*159	4	0
1997	Arkansas	8-7	4.24	22	22	1	0	0	133.2	128	67	63	17	1	49	114	5	0
	Huntsville	3-2	5.71	7	7	0	0	0	34.2	36	24	22	3	0	20	25	6	0
1998	Edmonton	3-1	3.47	5	4	0	0	0	23.1	22	13	9	1	0	11	31	1	0
	OAKLAND	5-9	6.37	24	20	1	1	0	117.1	117	92	83	22	5	71	89	15	0
1999	Edmonton	4-2	4.10	19	19	0	0	0	109.2	94	54	50	9	0	43	111	7	1
	OAKLAND	0-0	16.88	1	1	0	0	0	2.2	6	5	5	1	0	6	4	1	0
	KANSAS CITY	1-2	4.09	12	11	0	0	0	70.1	59	33	32	10	7	41	43	2	0
2000	Wilmington	0-0	6.75	2	2	0	0	0	5.1	6	4	4	1	0	2	12	1	0
	Wichita	1-0	6.23	2	2	0	0	0	8.2	10	6	6	2	0	1	12	1	0
	Omaha	2-0	0.73	2	2	0	0	0	12.1	9	1	1	1	0	2	14	0	0
	KANSAS CITY	8-5	4.68	17	17	1	0	0	107.2	98	57	56	19	3	57	78	7	0
Major League Totals		14-16	5.32	54	49	2	1	0	298.0	280	187	176	52	15	175	214	25	0

\*-Led League +-Tied for League Lead

1994 Selected by St. Louis Cardinals in 6th round of the June Free Agent Draft...signed by Roger Smith.

1997 Obtained by Oakland A's with pitcher T.J. Mathews and pitcher Eric Ludwick from St. Louis in exchange for 1B Mark McGwire, July 31.

1999 Obtained by Royals with pitcher Brad Rigby and pitcher Jeff D'Amico from Oakland in exchange for pitcher Kevin Appier, July 31.

### Stein's M.L. Batting Totals

	AVG.	AB	H	HR	RBI
M.L. Totals	.000	7	0	0	0

### Stein's Career Fielding

POSITION	PCT.	G	PO	A	E	TC	DP
Pitcher	.949	54	10	27	2	39	1

## Stein's 2000 and Career Breakdown

	2000							CAREER						
	W-L	S	ERA	G	IP	H	ER	W-L	S	ERA	G	IP	H	ER
<b>vs. American League</b>														
vs. Anaheim	1-0	0	1.13	1	8.0	3	1	1-1	0	3.51	4	25.2	20	10
Baltimore	1-0	0	7.15	2	11.1	13	9	1-0	0	6.04	4	22.1	25	15
Boston	0-0	0	0.00	0	0	0	0	0-0	0	5.40	1	5.0	5	3
Chicago	0-1	0	7.20	1	5.0	5	4	2-2	0	1.93	4	28.0	17	6
Cleveland	1-0	0	0.00	1	7.0	4	0	1-1	0	7.62	3	13.0	13	11
Detroit	0-0	0	6.75	1	5.1	6	4	0-2	0	10.50	4	18.0	26	21
Kansas City	-	-	-	-	-	-	-	1-1	0	6.88	4	17.0	22	13
Minnesota	1-0	0	4.05	1	6.2	5	3	1-1	0	5.09	3	17.2	13	10
New York	1-0	0	1.13	1	8.0	2	1	1-0	0	1.13	2	16.0	5	2
Oakland	-	-	-	-	-	-	-	-	-	-	-	-	-	-
Seattle	0-0	0	1.00	1	9.0	5	1	1-1	0	6.46	5	23.2	20	17
Tampa Bay	1-1	0	4.38	2	12.1	10	6	1-2	0	3.91	5	25.1	20	11
Texas	0-1	0	11.25	1	4.0	8	5	1-2	0	6.04	5	25.1	31	17
Toronto	1-0	0	4.97	2	12.2	15	7	1-0	0	4.94	4	23.2	27	13
<b>vs. National League</b>														
vs. Arizona	-	-	-	-	-	-	-	-	-	-	-	-	-	-
Atlanta	-	-	-	-	-	-	-	-	-	-	-	-	-	-
Chicago	1-0	0	4.91	1	7.1	8	4	1-0	0	4.91	1	7.1	8	4
Cincinnati	-	-	-	-	-	-	-	-	-	-	-	-	-	-
Colorado	-	-	-	-	-	-	-	-	-	-	-	-	-	-
Florida	-	-	-	-	-	-	-	-	-	-	-	-	-	-
Houston	0-1	0	10.80	1	5.0	7	6	0-1	0	10.80	1	5.0	7	6
Los Angeles	-	-	-	-	-	-	-	1-0	0	3.24	1	8.1	5	3
Milwaukee	0-1	0	7.50	1	6.0	7	5	0-1	0	7.50	1	6.0	7	5
Montreal	-	-	-	-	-	-	-	-	-	-	-	-	-	-
New York	-	-	-	-	-	-	-	-	-	-	-	-	-	-
Philadelphia	-	-	-	-	-	-	-	-	-	-	-	-	-	-
Pittsburgh	-	-	-	-	-	-	-	-	-	-	-	-	-	-
Saint Louis	-	-	-	-	-	-	-	-	-	-	-	-	-	-
San Diego	-	-	-	-	-	-	-	0-1	0	11.81	1	5.1	6	7
San Francisco	-	-	-	-	-	-	-	0-0	0	3.38	1	5.1	3	2
<b>Monthly</b>														
March/April	-	-	-	-	-	-	-	-	-	-	-	-	-	-
May	-	-	-	-	-	-	-	1-2	0	3.96	4	25.0	26	11
June	-	-	-	-	-	-	-	2-2	0	7.81	5	27.2	26	24
July	1-3	0	7.28	5	29.2	34	24	2-5	0	6.97	11	60.2	65	47
August	4-0	0	4.66	6	38.2	35	20	5-3	0	5.01	18	102.1	86	57
September/October	3-2	0	2.75	6	39.1	29	12	4-4	0	4.04	16	82.1	77	37
<b>Situational Pitching</b>														
Home	5-3	0	5.83	9	54.0	55	35	9-6	0	4.06	27	159.2	136	72
Road	3-2	0	3.52	8	53.2	43	21	5-10	0	6.77	27	138.1	144	104
Before ASG	0-1	0	10.80	1	5.0	7	6	3-6	0	6.86	11	63.0	65	48
After ASG	8-4	0	4.38	16	102.2	91	50	11-10	0	4.90	43	235.0	215	128
Starter	8-5	0	4.68	17	107.2	98	56	14-15	0	5.24	49	286.2	266	167
Reliever	-	-	-	-	-	-	-	0-1	0	7.15	5	11.1	14	9



# #37

**Height, Weight:**  
6-2, 210

**Bats/Throws:**  
Right/Right

**Resides:**  
West Hills, Calif.

**Birthdate (Age):**  
Jan. 2, 1975 (26)

**Birthplace:**  
Oklahoma City, Okla.

**Acquired:**  
Obtained from Arizona Diamondbacks as the player to be named for Jermaine Allensworth, Sept. 3, 1998

**Contract Status:**  
Signed through 2002

**M.L. Service:**  
3 years, 164 days

# Jeff Suppan

## Right-handed Pitcher

### Career Notes

- ▶ Owns a 30-34 career record with a 5.15 ERA in portions of 6 big league seasons with Boston, Arizona and the Royals.
- ▶ At 20 years, 6 months and 15 days, he was the youngest hurler to make a Boston debut since Mike Garman in 1969.

### 2000

- ▶ Suppan was the only pitcher on the Kansas City staff to post double-digit wins in 2000, logging a 10-9 record with a 4.94 ERA in 35 games (33 starts)...led the club in wins after tying Jose Rosado for the most victories on the staff last season with 10.
- ▶ Established a career best by working a team-high 217.0 innings while fanning 128 batters, the most of his big league career.
- ▶ Managed just a 2-6 record with a 5.84 ERA in the 1st half of the season before going 8-3 with a 3.99 ERA after the All-Star break.
- ▶ Started the 2nd half of the season by winning 4 straight decisions over a 6-start stretch from July 15-Aug. 9...posted 2 quality starts and a 4.19 ERA during that period.
- ▶ Led the A.L. circuit with 36 home runs allowed...Tim Belcher set the franchise mark for most home runs allowed during a season with 37 in 1998...Jeff matched his home runs allowed total of 1999 on July 25th when he gave up his 28th homer of the year to Chicago's Herbert Perry.
- ▶ Tied Baltimore's Sidney Ponson for 2nd in the league in earned runs allowed with 119...also surrendered 240 hits on the season, the 4th-highest mark in the A.L. circuit.
- ▶ Got the call as the Royals Opening Day starter at Toronto on April 3...allowed 4 runs on 5 hits over 5.0 innings in Kansas City's 5-4 loss...did not figure in the decision despite giving up 2 solo home runs to Shannon Stewart and a 2-run bomb to Tony Batista...Batista belted his 2nd homer of the game off Jerry Spradlin in the 9th to give the Blue Jays the win.
- ▶ Collected his 1st win of the year against Minnesota on April 8...he went 6.0 innings in the start, giving up 2 runs on 5 hits.
- ▶ Dropped 4 consecutive decisions over an 8-start stretch from April 18-May 19...posted a 5.62 ERA with 3 quality starts during that period.
- ▶ During the stretch, he settled for a no-decision at Detroit on May 8 despite giving up just 1 run on 3 hits over 9.0 frames in the Royals 11-inning, 4-1 win...also fired a career-high 9 strikeouts over 7.2 innings at Cleveland on May 13.

### Suppan's Career Bests

Season:		
<b>Wins</b>	10	1999
	10	2000
<b>ERA</b>	4.53	1999
<b>SV</b>	—	—
<b>IP</b>	217.0	2000
<b>SO</b>	128	2000
<b>Win Streak</b>	6	1997

### Game:

<b>Low Hit</b>	3 – twice
	vs. Pit., 5/15/98
	at Det., 5/8/00
<b>SO</b>	9 – at Cle., 5/13/00

- ▶ Broke the skid with a 3-0 win over Texas on May 24...allowed just 6 runs over 8.0 innings in the Royals 2nd shutout of the season.
- ▶ Made 2 relief appearances out of the bullpen in his final 2 outings before the All-Star break, his 1st in relief since the 1998 campaign...was tagged with 6 runs on 9 hits in just 4.1 innings of work.
- ▶ Collected his 1st complete game of the year with a 6-2 win over the Red Sox on Aug. 25...held his original big league team to 5 hits and 2 runs over 9.0 frames, as Carl Everett connected for a 2-run homer to account for Boston's only runs.
- ▶ Registered his 2nd complete game of the 2000 campaign with an 8-3 win over Anaheim on Sept. 21...was touched for 3 runs on 6 hits in the route-going performance.
- ▶ Fired his 1st complete-game shutout of the year in his final outing of the season against the Tigers on Sept. 27...it was his 2nd-straight complete game and 3rd route-going performance of 2000...the Tigers managed just 6 hits in the 3-0 loss...Jeff was the 2nd Royal to post back-to-back complete games on the season...Jay Witasick accomplished the feat at Anaheim on June 22 and vs. Cleveland on June 28.

## 1999

- ▶ Logged a 10-12 record with a 4.53 ERA in 32 starts for the Royals...his 10 wins tied Jose Rosado for the high mark on the team and matched his big league win total entering the 1999 campaign.
- ▶ Walked just 62 batters in 208.2 innings, or just 2.7 walks per 9 innings, the American League's 10th best ratio.
- ▶ Tossed 4 complete games, tying for 7th in the league.
- ▶ Led the team with 208.2 innings pitched and was 2nd with 103 strikeouts, both career highs.
- ▶ Dropped each of his first 3 starts...posted his 1st victory in his 5th start of the season, a 15-5 win at Baltimore...it was the 1st of 3 consecutive wins over 5 starts.
- ▶ Recorded 6 quality starts in his first 7 appearances and 10 in his first 12 starts while recording a 3.38 ERA, yet was just 3-4.
- ▶ Was 4-4 with a 3.28 ERA and 12 quality starts after 15 outings through June 25...was 6-8 the rest of the way with a 5.65 ERA and 5 quality starts in his final 17 appearances.
- ▶ Earned Royals Pitcher of the Month honors in June after going 1-0 with a 4.22 ERA in 5 starts.
- ▶ Tossed his 1st big league shutout at Anaheim on Aug. 3...scattered 5 hits and did not walk a batter in the complete-game win.
- ▶ Tossed back-to-back complete-game wins at Anaheim on Aug. 3 and vs. Boston on Aug. 9...allowed just 2 earned runs in the 18.0 innings of work.
- ▶ Earned Royals Pitcher of the Month honors in August after posting a 3-2 record with a 4.14 ERA in 6 starts.
- ▶ Went the distance in a 7-1 win against Anaheim on Sept. 16 to improve his record to 10-9.
- ▶ Lost each of his final 3 starts of the year to finish at 10-12.
- ▶ The Royals were 14-18 in his 32 starts...he was supported with 169 runs or an average of 5.3 runs per game...they scored 4 or fewer runs in 11 of his 12 setbacks...he made 17 quality starts.
- ▶ Opposing batters hit him at a .274 clip...left-handers batted .259 (104-for-402) while right-handers logged a .289 mark (118-for-408).
- ▶ Tossed a season-high 125 pitches over 7.0 innings in his final start of the season, vs. Detroit on Oct. 2.
- ▶ Induced 26 double plays, the 5th-best mark in the league.

## 1998

- ▶ Opened the season with the expansion Arizona Diamondbacks.
- ▶ Tossed his 1st career complete game, a 3-hit 6-1 win over Pittsburgh on May 15.
- ▶ Optioned to the Tucson (AAA) on June 2...recalled by Arizona on June 26 and optioned back to Tucson on July 3...obtained by the Royals on Sept. 3.

- ▶ Tossed 2.2 scoreless innings in his Royals debut, Sept. 9 at Texas.
- ▶ 1st start with Kansas City came vs. the White Sox on Sept. 25...tossed 6.0 shutout innings of 4-hit ball, fanning a season-high 6 batters, but did not figure in the 3-0 setback.

## 1997

- ▶ Finished the season with a 7-3 mark and a 5.69 ERA in 23 games, 22 starts with Boston.
- ▶ Recalled from Pawtucket (AAA) on May 24 and pitched that night at New York, working 6.2 innings in a no-decision.
- ▶ Earned a 3-0 win against Oakland on July 24 with 7.2 scoreless innings...the victory gave him a 5-0 record after 14 starts.
- ▶ Selected by the Arizona Diamondbacks with their 2nd pick in the 1st round of the Major League Baseball Expansion Draft.

## 1996

- ▶ Made the big league club out of spring training.
- ▶ Optioned to Pawtucket (AAA) on April 5...recalled on Aug. 2 and started the next night vs. Minnesota, losing 6-0.
- ▶ Worked 6.2 innings as he earned 1st win as a starter on Aug. 9 in Milwaukee.
- ▶ Made final appearance in relief vs. Seattle on Aug. 24...placed on the Disabled List with a right elbow strain, ending his season.
- ▶ Named the Red Sox Minor League Pitcher-of-the-Year...led the International League in strikeouts and complete games.

## 1995

- ▶ Began the season at Trenton (AA)...held Eastern League hitters to a .205 average...contract was purchased by Boston on July 16.
- ▶ Made his debut July 17 vs. Kansas City, losing a 4-3 decision...surrendered a homer to the 1st batter he faced (Keith Lockhart).
- ▶ At 20 years, 6 months and 15 days, he became the youngest hurler to make a Boston debut since Mike Garman in 1969...also became the 1st Red Sox pitcher to vault from Double-A to the majors since Jeff Sellers in 1985.
- ▶ Optioned to Pawtucket on Aug. 1...returned to Boston a month later and gained 1st big league win on Sept. 17 in Cleveland in stint of 1.2 innings.

## Minor League Notes

- ▶ Suppan was selected by Boston as their 2nd choice and the 49th overall pick of the 1993 June Free Agent Draft.
- ▶ Began his professional career in 1993 with Ft. Myers, going 4-3 with a 2.18 ERA in 10 games.
- ▶ Earned Pitcher-of-the-Week honors twice in 1994 for Sarasota (A)...won 13 of his last 15 decisions of the campaign and finished the year tied for the most victories in the league.

## Miscellaneous Notes

- ▶ **Jeffrey Scot Suppan** is married to Dana...graduated from Crespi High School in Encino, Calif...Jeff is actively involved in the community and participated in a golf tournament benefiting the Special Olympics of Southern California this past summer, as well as working with the National Childhood Cancer Foundation.

### Suppan's M.L. Batting Totals

	AVG.	AB	H	HR	RBI
M.L. Totals	.219	32	7	0	2

### Suppan's Career Fielding

POSITION	PCT.	G	PO	A	E	TC	DP
Pitcher	.953	123	45	77	6	128	4

Year	Club	W-L	ERA	G	GS	CG	SHO	SV	IP	H	R	ER	HR	HB	BB	SO	WP	BK
1993	Fort Myers	4-3	2.18	10	9	2	1	0	57.2	52	20	14	1	3	16	64	2	0
1994	Sarasota	+13-7	3.26	27	27	4	2	0	174.0	153	74	63	10	6	50	*173	9	1
1995	Trenton	6-2	2.36	15	15	1	1	0	99.0	86	35	26	5	8	26	88	4	0
	BOSTON	1-2	5.96	8	3	0	0	0	22.2	29	15	15	4	0	5	19	0	0
	Pawtucket	2-3	5.32	7	7	0	0	0	45.2	50	29	27	9	1	9	32	2	0
1996	BOSTON	1-1	7.54	8	4	0	0	0	22.2	29	19	19	3	1	13	13	3	0
	Pawtucket	10-6	3.22	22	22	*7	1	0	145.1	130	66	52	16	6	25	*142	9	1
1997	Pawtucket	5-1	3.71	9	9	2	1	0	60.2	51	26	25	7	1	15	40	2	1
	BOSTON	7-3	5.69	23	22	0	0	0	112.1	140	75	71	12	4	36	67	5	0
1998	ARIZONA	1-7	6.68	13	13	1	0	0	66.0	82	55	49	12	1	21	39	2	0
	Tucson	4-3	3.63	13	12	0	0	0	67.0	75	29	27	4	3	17	62	4	0
	KANSAS CITY	0-0	0.71	4	1	0	0	0	12.2	9	1	1	1	0	1	12	0	0
1999	KANSAS CITY	10-12	4.53	32	32	4	1	0	208.2	222	113	105	28	3	62	103	5	1
2000	KANSAS CITY	10-9	4.94	35	33	3	1	0	217.0	240	121	119	*36	7	84	128	7	1
	A.L. Totals	29-27	4.98	110	95	7	2	0	595.0	669	344	330	84	15	201	342	20	2
	N.L. Totals	1-7	6.68	13	13	1	0	0	66.0	82	55	49	12	1	21	39	2	0
	Major League Totals	30-34	5.15	123	108	8	2	0	662.0	751	399	379	96	16	222	381	22	2

\*-Led league +Tied for league lead

1992 Selected by the Boston Red Sox in the 2nd round of June Free Agent Draft.

1997 Selected by Arizona with their 2nd pick in 1st round of MLB Expansion Draft.

1998 Obtained by Royals from Arizona as the player to be named for Jermaine Allensworth, Sept. 3.

### Suppan's 2000 and Career Breakdown

2000									CAREER									
vs. American League	W-L	S	ERA	G	IP	H	ER		W-L	S	ERA	G	IP	H	ER			
vs. Anaheim	1-1	0	5.57	3	21.0	20	13		3-1	0	4.08	7	46.1	39	21			
Baltimore	0-0	0	2.57	2	14.0	15	4		2-0	0	2.54	4	28.1	28	8			
Boston	1-1	0	6.11	3	17.2	21	12		2-3	0	5.11	6	37.0	38	21			
Chicago	1-0	0	2.89	2	9.1	7	3		1-0	0	4.27	9	46.1	54	22			
Cleveland	1-0	0	4.80	2	15.0	16	8		4-1	0	4.64	9	42.2	42	22			
Detroit	1-0	0	2.49	3	21.1	17	6		2-3	0	5.55	8	47.0	54	29			
Kansas City	-	-	-	-	-	-	-		0-2	0	7.00	3	9.0	16	7			
Minnesota	1-2	0	4.12	3	19.2	20	9		3-5	0	4.85	8	52.0	56	28			
New York	0-1	0	8.44	1	5.1	10	5		0-1	0	4.85	3	13.0	17	7			
Oakland	0-2	0	5.25	2	12.0	14	7		2-3	0	3.35	6	37.2	35	14			
Seattle	0-1	0	10.38	3	13.0	22	15		0-3	0	9.07	10	43.2	73	44			
Tampa Bay	0-1	0	3.95	2	13.2	15	6		0-2	0	5.01	5	32.1	37	18			
Texas	2-0	0	4.91	3	18.1	21	10		3-0	0	4.29	9	42.0	46	20			
Toronto	1-0	0	4.85	2	13.0	16	7		1-1	0	5.36	9	43.2	50	26			
vs. National League	W-L	S	ERA	G	IP	H	ER		W-L	S	ERA	G	IP	H	ER			
vs. Arizona	-	-	-	-	-	-	-		-	-	-	-	-	-	-			
Atlanta	-	-	-	-	-	-	-		-	-	-	-	-	-	-			
Chicago	-	-	-	-	-	-	-		1-1	0	3.65	2	12.1	13	5			
Cincinnati	-	-	-	-	-	-	-		0-0	0	4.50	1	6.0	7	3			
Colorado	-	-	-	-	-	-	-		-	-	-	-	-	-	-			
Florida	-	-	-	-	-	-	-		0-1	0	5.17	3	15.2	18	9			
Houston	0-0	0	18.00	1	2.0	5	4		0-1	0	8.68	2	9.1	11	9			
Los Angeles	-	-	-	-	-	-	-		0-1	0	13.50	1	4.0	8	6			
Milwaukee	1-0	0	4.91	1	7.1	10	4		3-1	0	6.04	6	28.1	37	19			
Montreal	-	-	-	-	-	-	-		-	-	-	-	-	-	-			
New York	-	-	-	-	-	-	-		1-0	0	2.38	2	11.1	12	3			
Philadelphia	-	-	-	-	-	-	-		1-1	0	6.48	2	8.1	10	6			
Pittsburgh	0-0	0	3.86	2	14.0	11	6		1-0	0	3.33	4	27.0	21	10			
St. Louis	-	-	-	-	-	-	-		0-0	0	7.50	1	6.0	6	5			
San Diego	-	-	-	-	-	-	-		0-1	0	27.01	1	2.1	9	7			
San Francisco	-	-	-	-	-	-	-		0-2	0	8.71	2	10.1	14	10			
Monthly	W-L	S	ERA	G	IP	H	ER		W-L	S	ERA	G	IP	H	ER			
March/April	1-2	0	6.47	6	32.0	37	23		2-8	0	5.77	19	92.0	103	59			
May	1-3	0	4.23	6	38.1	40	18		4-7	0	4.04	20	120.1	126	54			
June	0-1	0	5.51	5	32.2	31	20		3-1	0	5.38	17	95.1	105	57			
July	3-0	0	6.06	7	35.2	47	24		7-5	0	5.80	20	113.1	142	73			
August	2-2	0	3.22	6	44.2	48	16		7-6	0	4.90	22	132.1	145	72			
September/October	3-1	0	4.81	5	33.2	37	18		7-7	0	10.77	25	108.2	130	64			
Situational Pitching	W-L	S	ERA	G	IP	H	ER		W-L	S	ERA	G	IP	H	ER			
Home	8-3	0	4.33	17	108.0	124	52		19-18	0	4.89	58	334.2	376	182			
Road	2-6	0	5.53	18	109.0	116	67		11-16	0	5.42	65	327.1	375	197			
Before ASG	2-6	0	5.84	20	111.0	125	72		9-18	0	5.26	63	340.2	380	199			
After ASG	8-3	0	3.99	15	106.0	115	47		21-16	0	5.04	60	321.1	371	180			
Starter	10-9	0	4.78	33	212.2	231	113		29-34	0	5.17	108	640.1	727	368			
Reliever	0-0	0	12.46	2	4.1	9	6		1-0	0	4.57	15	21.2	24	11			



# #17

# Mac Suzuki

## Right-handed Pitcher

### Career Notes

- Owns an 11-17 record with a 5.46 ERA in 77 big league contests...he is 10-16 with a 5.08 ERA in 47 career starts and 1-1 with a 7.22 ERA in 30 career relief appearances.
- Became the 3rd Japanese-born player to play Major League baseball and the 1st in the American League...is the 1st Japanese-born player to play in the majors without starting his career in the Japanese professional leagues.

### Height, Weight:

6-3, 205

### Bats/Throws:

Right/Right

### Resides:

Kobe, Japan

### Birthdate (Age):

May 31, 1975 (25)

### Birthplace:

Kobe, Japan

### Acquired:

Claimed off waivers from New York Mets, June 22, 1999

### Contract Status:

Signed through 2001

### M.L. Service:

2 years, 59 days

### 2000

- Suzuki put together the finest season of his young career, posting career bests in wins (8), ERA (4.34), innings pitched (188.2) and strikeouts (135).
- Posted 13 quality starts on the season.
- Got the lowest run support on the staff, as the Royals scored just 139 runs in Suzuki's 29 starts for an average of 4.8 runs per start.
- Got the call as the starter for the Royals home opener against Minnesota on April 7...escaped with a no-decision in Kansas City's 10-6 win after giving up 4 runs on 6 hits in just 4.0 innings of work.
- Made 3 starts to open the season, going 0-0 with a 5.40 ERA when he was sent to the bullpen.
- Made 3 relief appearances, allowing just 2 runs on 10 hits in 11.0 innings for a 1.64 ERA, before going back into the rotation on May 9.
- Matched his career high with 8 strikeouts in an 8.1 inning stint at Cleveland on May 14, the longest of his career at that point, to earn his 1st victory of the season in a 5-4 decision...notched 8 strikeouts on 3 more occasions during the year - vs. Detroit on July 2, vs. Tampa Bay on July 29 and at Texas on Sept. 14.
- Won 3 consecutive decisions over a 5-start stretch from May 14-June 5.
- Did not suffer his 1st loss of the season until he was tagged with a 3-1 defeat at Anaheim on June 21.
- Dropped 6 of 8 starts in a stretch from June 21-July 29...the Kansas City offense gave him a total of 3 runs in 5 of those losses.
- Named Royals Pitcher of the Month for July after logging a 2-4 mark with a 3.24 ERA in 6 starts...registered 5 quality starts in his 6 July outings and averaged 7.0 innings per start.

#### Suzuki's Career Bests

##### Season:

Wins	8	2000
ERA	4.34	2000
SV	—	—
IP	188.2	2000
SO	135	2000
Win Streak	3	2000

##### Game:

Low Hit	4 - at Bal, 8/19/00
SO	8 - 5 times
	Last: at Tex., 9/14/00

- ▶ Held the Astros to one unearned run over 7.0 innings and struck out 7 in a 5-2 victory on July 8.
- ▶ Won 3 of 4 starts from Aug. 13-30, going at least 7.0 innings in each win.
- ▶ Was winless in his first 10 starts at Kauffman Stadium...broke the streak with a 10-5 win over Baltimore on Aug. 13 and ended the year at 2-7 with a 4.80 ERA in 20 games (17 starts) at home.
- ▶ Notched his 1st career complete-game shutout with a 7-0 win at Baltimore on Aug. 19...was tagged with just 4 hits in the victory...combined with Blake Stein to become the first 2 Royals pitchers to post back-to-back complete games since Sept. 2-3, 1996 when Tim Belcher and Kevin Appier accomplished the feat at Toronto.
- ▶ Dropped 3 straight decisions from Sept. 4-14...posted a 6.48 ERA in those 3 losses.
- ▶ Did not make his last start of the season because of a tender shoulder...underwent arthroscopic surgery on his right shoulder on Oct. 11...procedure performed by Dr. Lewis Yocum.
- ▶ Posted a 6-3 mark with a 3.69 ERA in 12 road starts.
- ▶ Logged a 4-3 record with a 3.59 ERA in 17 outings (14 starts) before the All-Star break...managed just a 4-7 mark with a 5.11 ERA during the 2nd half of the season.

## 1999

- ▶ Split time between the starting rotation and the bullpen after joining the Royals, his 3rd organization in 1999.
- ▶ Began the season with the Seattle Mariners...pitched in 16 games including 4 starts for the Mariners, going 0-2 with a 9.43 ERA.
- ▶ Traded to the New York Mets in exchange for pitcher Allen Watson on June 18...did not make an appearance for the Mets...placed on waivers by New York and claimed by the Royals on June 22...placed on the Royals active roster on June 23.
- ▶ Recorded a 2-3 record and a 5.16 ERA in 22 games for Kansas City, including 9 starts.
- ▶ 1st outing with the Royals came in relief on June 26 vs. Cleveland... his next 2 outings were back-to-back starts vs. the Chicago White Sox on July 1 and 7.
- ▶ Began the season's 2nd half in the bullpen, making 4 relief appearances before getting a spot start vs. Oakland on July 23...returned to the bullpen following that contest and made each of his next 7 appearances in relief.
- ▶ Moved back into the starting rotation on Aug. 28 due to the injury to Dan Reichert...made 6-consecutive starts through Sept. 25.
- ▶ Posted his lone win as a starter at Boston on Sept. 2 when he allowed just 1 run on 3 hits in 5.1 innings in a 4-2 win over the Sox.
- ▶ Was 1-2 with a 5.53 ERA (26 ER in 42.1 IP) as a starter with the Royals and 1-1 with a 4.56 ERA (13 ER in 25.2 IP) when pitching in relief for Kansas City.
- ▶ The Royals were 2-7 when he went to the hill as a starter, supporting him with 39 runs or an average of 4.3 runs per game...he made 2 quality starts with the Royals.
- ▶ Fanned a season-high 6 batters on 3 occasions: April 27 vs. Detroit; May 17 vs. Minnesota and Sept. 14 vs. Anaheim.
- ▶ Opposing batters posted a .287 batting average when he was with the Royals...left-handers connected at a .284 clip (38-for-134) and right-handers were .291 (39-for-134).

## 1998

- ▶ Saw action in 28 games for Tacoma (AAA), including 21 starts, before being recalled by Seattle in September...had a 9-10 record with a 4.37 ERA and 117 strikeouts and 70 walks at Tacoma.
- ▶ Made his 1st Major League start and 2nd career appearance at Boston on Sept. 2, where he registered a no-decision despite leaving the game with a 3-1 lead.
- ▶ Notched 1st big league victory at Minnesota on Sept. 14, recording a career-high 8 strikeouts in 6.1 innings.

## 1996

- ▶ Began the season at Port City (AA) before being recalled by Seattle on July 4.
- ▶ Made his Major League debut on July 7 at Texas...entered the contest in the 6th inning and worked a scoreless frame...recorded just 1 out in the 7th and was charged with 3 runs.
- ▶ Optioned to Tacoma on July 11, where he finished the season.

## 1995

- ▶ Recalled by Seattle on Sept. 8, becoming the 3rd Japanese-born player to make a Major League active roster...did not appear in a game with the Mariners.

## Minor League Notes

- ▶ Suzuki played for a pair of independent clubs in Salinas and San Bernardino in 1992 and 1993...signed by the Seattle Mariners organization on Sept. 5, 1993.
- ▶ Named the 6th-best prospect in the California League by *Baseball America* in 1993.
- ▶ Limited to just 8 games in 1994 and 10 appearances in 1995 with tendinitis in his right shoulder and elbow.
- ▶ Spent the entire 1997 season at Tacoma (AAA) and went 4-9 with a 5.94 ERA in 32 games, including 10 starts.

## Miscellaneous Notes

- ▶ **Makoto Suzuki** is single...he attended Takigawa Daini High School in Kobe, Japan.

Year	Club	W-L	ERA	G	GS	CG	SHO	SV	IP	H	R	ER	HR	HB	BB	SO	WP	BK
1992	Salinas	0-0	0.00	1	0	0	0	0	1.0	0	0	0	0	0	0	1	0	0
1993	San Bernardino	4-4	3.68	48	1	0	0	12	80.2	59	37	33	5	2	56	87	12	2
1994	Jacksonville	1-0	2.84	8	0	0	0	1	12.2	15	4	4	1	0	6	10	0	0
1995	Peoria	1-0	6.75	4	3	0	0	0	4.0	5	4	3	1	1	0	3	0	0
	Riverside	0-1	4.70	6	0	0	0	0	7.2	10	4	4	0	0	6	6	6	2
1996	Port City	3-6	4.72	16	16	0	0	0	74.1	69	41	39	10	2	32	66	0	0
	SEATTLE	0-0	20.25	1	0	0	0	0	1.1	2	3	3	0	0	2	1	0	0
	Tacoma	0-3	7.25	13	2	0	0	0	22.1	31	19	18	3	0	12	14	3	0
1997	Tacoma	4-9	5.94	32	10	0	0	0	83.1	79	60	55	13	0	64	63	6	1
1998	Tacoma	9-10	4.37	28	21	2	1	0	131.2	130	70	64	19	5	70	117	8	0
	SEATTLE	1-2	7.18	6	5	0	0	0	26.1	34	23	21	3	0	15	19	0	0
1999	SEATTLE	0-2	9.43	16	4	0	0	0	42.0	47	47	44	7	0	34	32	2	0
	NEW YORK (NL)								(Did Not Pitch)									
	KANSAS CITY	2-3	5.16	22	9	0	0	0	68.0	77	45	39	9	3	30	36	9	0
2000	KANSAS CITY	8-10	4.34	32	29	1	1	0	188.2	195	100	91	26	3	94	135	11	0
	Major League Totals	11-17	5.46	77	47	1	1	0	326.1	355	218	198	45	10	175	223	22	0

1992 Signed by independent Salinas as a free agent, Aug. 30.

1993 Signed by independent San Bernardino as a free agent, April 9.

1993 Signed by Seattle Mariners as a free agent, Sept. 5.

1999 Obtained by the New York Mets from Seattle in exchange for pitcher Allen Watson, June 18.

1999 Claimed by the Royals off waivers from New York Mets, June 22.

### Suzuki's M.L. Batting Totals

	AVG.	AB	H	HR	RBI
M.L. Totals	.200	5	1	0	0

### Suzuki's Career Fielding

POSITION	PCT.	G	PO	A	E	TC	DP
Pitcher	.964	77	26	28	2	56	2

### Suzuki's 2000 and Career Breakdown

vs. American League	2000							CAREER						
	W-L	S	ERA	G	IP	H	ER	W-L	S	ERA	G	IP	H	ER
vs. Anaheim	0-1	0	5.89	3	18.1	23	12	0-1	0	4.70	6	30.2	41	16
Baltimore	2-0	0	2.91	3	21.2	21	7	2-0	0	3.71	5	26.2	23	11
Boston	1-0	0	6.30	2	10.0	9	7	2-1	0	5.65	6	28.2	26	18
Chicago	0-1	0	8.10	1	6.2	8	6	0-2	0	6.98	4	19.1	20	15
Cleveland	2-1	0	5.03	3	19.2	22	11	2-1	0	4.76	4	22.2	25	12
Detroit	0-1	0	5.25	2	12.0	10	7	1-2	0	2.96	5	24.1	20	8
Kansas City	-	-	-	-	-	-	-	0-0	0	9.00	1	1.0	0	1
Minnesota	1-0	0	4.80	3	15.0	19	8	2-0	0	5.03	9	34.0	37	19
New York	0-1	0	3.29	2	13.2	12	5	0-2	0	5.14	4	21.0	19	12
Oakland	0-0	0	1.00	2	9.0	2	1	0-0	0	5.03	5	19.2	17	11
Seattle	0-0	0	4.50	1	4.0	4	2	0-0	0	4.50	1	4.0	4	2
Tampa Bay	0-1	0	1.64	2	11.0	9	2	0-3	0	6.65	7	23.0	26	17
Texas	0-2	0	5.63	3	16.0	15	10	0-3	0	10.08	8	27.2	40	31
Toronto	0-1	0	14.73	1	3.2	10	6	0-1	0	8.31	2	8.2	15	8
vs. National League	W-L	S	ERA	G	IP	H	ER	W-L	S	ERA	G	IP	H	ER
vs. Arizona	-	-	-	-	-	-	-	-	-	-	-	-	-	-
Atlanta	-	-	-	-	-	-	-	-	-	-	-	-	-	-
Chicago	-	-	-	-	-	-	-	0-0	0	4.50	2	2.0	3	1
Cincinnati	-	-	-	-	-	-	-	-	-	-	-	-	-	-
Colorado	-	-	-	-	-	-	-	0-0	0	9.00	1	2.0	2	2
Florida	-	-	-	-	-	-	-	-	-	-	-	-	-	-
Houston	1-0	0	0.00	1	7.0	8	0	1-0	0	0.00	1	7.0	8	0
Los Angeles	-	-	-	-	-	-	-	-	-	-	-	-	-	-
Milwaukee	0-1	0	2.57	1	7.0	9	2	0-1	0	6.00	3	9.0	13	6
Montreal	-	-	-	-	-	-	-	-	-	-	-	-	-	-
New York	-	-	-	-	-	-	-	-	-	-	-	-	-	-
Philadelphia	-	-	-	-	-	-	-	-	-	-	-	-	-	-
Pittsburgh	0-0	0	1.04	1	8.2	9	1	0-0	0	1.04	1	8.2	9	1
St. Louis	1-0	0	6.75	1	5.1	5	4	1-0	0	6.75	1	5.1	5	4
San Diego	-	-	-	-	-	-	-	-	-	-	-	-	-	-
San Francisco	-	-	-	-	-	-	-	0-0	0	27.00	1	1.0	2	3
Monthly	W-L	S	ERA	G	IP	H	ER	W-L	S	ERA	G	IP	H	ER
March/April	0-0	0	4.43	5	20.1	24	10	0-0	0	5.71	10	34.2	40	22
May	2-0	0	3.94	5	29.2	24	13	2-2	0	6.27	13	51.2	50	36
June	1-2	0	3.73	5	31.1	27	13	1-2	0	5.18	9	40.0	35	23
July	2-4	0	3.24	6	41.2	42	15	2-5	0	5.46	14	61.0	70	37
August	3-1	0	4.62	6	37.0	42	19	3-2	0	4.58	14	57.0	65	29
September/October	0-3	0	6.59	5	28.2	36	21	3-6	0	5.60	17	82.0	95	51
Situational Pitching	W-L	S	ERA	G	IP	H	ER	W-L	S	ERA	G	IP	H	ER
Home	2-7	0	4.80	20	110.2	121	59	3-10	0	6.10	42	177.0	205	120
Road	6-3	0	3.69	12	78.0	74	32	8-7	0	4.70	35	149.1	150	78
Before ASG	4-3	0	3.59	17	95.1	87	38	4-6	0	5.53	37	153.0	150	94
After ASG	4-7	0	5.11	15	93.1	108	53	7-11	0	5.40	40	173.1	205	104
Starter	8-10	0	4.51	29	177.2	185	89	10-16	0	5.06	47	263.1	284	148
Reliever	0-0	0	1.64	3	11.0	10	2	1-1	0	7.14	30	63.0	71	50

### 2000 Run Support

PITCHER	STARTS	RUNS	RUNS/ START	CLUB RECORD	QUALITY STARTS
Suppan	33	172	5.2	16-17	15
<b>Suzuki</b>	<b>29</b>	<b>139</b>	<b>4.8</b>	<b>12-17</b>	<b>13</b>
Reichert	18	91	5.1	8-10	9
Stein	17	102	6.0	8-9	8
Durbin	16	94	5.9	8-8	5
Witasick	14	92	6.6	5-9	3
Meadows	10	57	5.7	7-3	4
Fussell	9	63	7.0	7-2	2
Batista	9	42	4.7	3-6	1
Rosado	5	24	4.8	3-2	2
D'Amico	1	3	3.0	0-1	0
Laxton	1	0	0.0	0-1	0
<b>TEAM</b>	<b>162</b>	<b>879</b>	<b>5.4</b>	<b>77-85</b>	<b>62</b>



# #29

**Height, Weight:**

6-3, 225

**Bats/Throws:**

Right/Right

**Resides:**

Lake Tahoe, Nev.

**Birthdate (Age):**

July 22, 1973 (27)

**Birthplace:**

Orange, Calif.

**Acquired:**

Selected in the 10th round of the 1991 June Free Agent Draft

**Contract Status:**

Signed through 2002

**M.L. Service:**

4 years, 69 days

# Mike Sweeney

## First baseman

### Career Notes

- ▶ Became the Royals single-season RBI leader with 144 RBI in 2000, breaking Hal McRae's mark of 133 set in 1982.
- ▶ In 2000 he became the 1st American League player to hit at least .330 with 200 hits and 140 RBI since Al Rosen in 1953 with Cleveland.
- ▶ Set a club record and tied the American League record by collecting an RBI in 13 straight games from June 23-July 4, 1999...the 58-year-old record was originally set by Chicago's Taffy Wright in 1941.
- ▶ Had a 25-game hitting streak from July 18-Aug. 13, 1999, the 3rd longest single season hitting streak in club history.
- ▶ Earned his 1st All-Star appearance as an American League reserve infielder in 2000...also earned Royals Player of the Year honors.
- ▶ With 206 hits in 2000, he teamed with Johnny Damon to become the 1st teammates in franchise history to each collect 200 hits in the same season...also became just the 5th set of teammates to accomplish the feat since 1990.
- ▶ Traveled to Japan for an 8-game tour as part of the Major League Baseball All-Star squad following the 2000 season...hit .364 (4-for-11) with a double, 3 runs scored, 2 RBI and a .455 slugging percentage in 7 contests...stroked a 2-run double in MLB's 5-1 win in Game 5...the All-Stars posted a 5-2-1 record against the Japanese club.
- ▶ Has hit 1 grand slam and has connected for 6 2-home run games.
- ▶ Has thrown out 46 of 138 baserunners attempting to steal during his career, a 33 percent ratio.

### 2000

- ▶ Sweeney put up MVP-type numbers, posting career bests in average (.333), hits (206), home runs (29) and RBI (144).
- ▶ Earned his 1st All-Star selection when he was named a reserve for the American League club in Atlanta on July 11...joined Jermaine Dye to become the 1st pair of Royals to go to the Mid-Summer Classic since 1989 (Bo Jackson and Mark Gubicza).
- ▶ Finished 2nd in the league with a club record 144 RBI, breaking Hal McRae's mark of 133 set in 1982...Seattle's Edgar Martinez took the RBI crown with 145 on the season.

#### Sweeney's Career Bests

Season:		
<b>Avg:</b>	.333	2000
<b>Hits</b>	206	2000
<b>HR</b>	29	2000
<b>RBI</b>	144	2000
<b>SB</b>	8	2000
<b>Hit Streak</b>	25	1999

#### Game Highs:


<b>Hits</b>	4 - 11 times
	Last: at Hou., 7/9/00
<b>Home Runs</b>	2 - 6 times
	Last: at Sea., 9/12/00
<b>RBI</b>	5 - at Pit., 6/3/00
<b>SB</b>	1 - 20 times
	Last: at TB, 8/31/00

- ▶ Finished 3rd in the A.L. circuit with 206 hits, behind only Darin Erstad (240) and Johnny Damon (214).
- ▶ Led the league by hitting at a .385 clip (79-for-205) with 10 home runs and 102 RBI with runners in scoring position.
- ▶ Logged the 2nd-best road average in the league by hitting .359 (111-for-309) with 12 homers and 71 RBI away from Kauffman Stadium.
- ▶ Tied Carlos Delgado as the most frequently-hit batter in the A.L...both were hit by 15 pitches...also finished 2nd in the league with 13 sacrifice flies.
- ▶ Ended the 2000 campaign with 55 multi-hit games, including eight 4-hit games.
- ▶ Connected for a pair of home runs, including a 452-foot bomb, in the Royals 10-6 win over Minnesota in Kansas City's home opener on April 7...it was his 5th career 2-home run game...also belted 2 home runs at Seattle on Sept. 12.
- ▶ Matched his previous career high with 4 RBI on April 7 vs. Minnesota, then duplicated that feat 3 more times during the season.
- ▶ Named Royals Player of the Month for May after hitting at a team-high .385 clip, the highest monthly average of his career...registered 28 RBI in 27 games, the most of any Royal during the month...collected 3 4-hit games in May and notched 4 RBI in 2 games.
- ▶ Set a career high by driving in 5 runs in Kansas City's 16-3 win at Pittsburgh on June 3...had 4 hits in the ballgame, including a 3-run homer, and scored 3 runs.
- ▶ Tied John Mayberry's 1973 club record with 74 RBI through June.
- ▶ Named Royals Player of the Month for June after pacing the club in average (.373), hits (38), total bases (56), doubles (9), RBI (27), slugging percentage (.549) and on-base percentage (.417)...hit safely in 20 of 26 contests.
- ▶ Owned a .360 average with 15 homers and 78 RBI at the All-Star break...batted at a .301 clip with 14 homers and 66 RBI after the break.
- ▶ Banged a 3-run homer off Steve Trachsel in the 3rd inning of the Royals 5-3 win over Toronto on Aug. 9...it was his 17th home run of the season and 1st since July 18.
- ▶ Passed the 100-RBI mark for the 2nd straight year on Aug. 13, reaching the century mark faster than any player in Royals history...Hal McRae collected RBI #100 on Aug. 16, 1982.
- ▶ Belted his 23rd home run of the season in the Royals 6-2 win at Boston on Aug. 25, establishing a new career high.
- ▶ Put together a 16-game hitting streak from Aug. 13-30, tying Johnny Damon for the longest streak by a Royal on the season...went 23-for-63 (.365) during that stretch with 5 home runs and 23 RBI.
- ▶ Tied the club record for RBI in a single season by belting 2 solo homers in Kansas City's 11-3 loss at Seattle on Sept. 12.
- ▶ Set the Royals single-



season RBI record by hitting a sacrifice fly to give the Royals 10-9 lead at Texas on Sept. 15...Kansas City lost the game by a 12-11 count in 10 innings.

- ▶ Committed just 3 errors in his final 84 games at 1st base after being tagged with 6 errors in his first 30 games in the field.



## 1999

- ▶ Began the season as the club's 3rd catcher and part-time designated hitter but put together one of the top offensive campaigns in club history, earning the Joe Burke Special Achievement Award.
- ▶ Led the team with a .322 average, tied for 2nd in doubles (44), home runs (22) and runs scored (101), and was 3rd in RBI (102).
- ▶ Tied for 2nd in the American League in doubles and was the league's 3rd-toughest batter to fan, striking out just once every 13.4 plate appearances.
- ▶ Became the 4th Royal to score 100 runs and drive in 100 runs in the same season, joining Darrell Porter (1979), George Brett (1979 & 1985) and Carlos Beltran, who also accomplished the feat in 1999.
- ▶ Put together a 10-game hitting streak to begin the year...was 15-for-35, .429, during the streak with a pair of homers and 6 RBI.
- ▶ Connected for a pair of homers at Tampa Bay on May 5, both off rookie Ryan Rupe...it was the first of his 3 multi-home run games.
- ▶ Belted his 1st career grand slam at Seattle on May 14 off Jeff Fassero...the 4 RBI in the contest matched his career high.
- ▶ Primarily used as the designated hitter in the first 2 months of the season...made his Major League debut at 1st base on June 5 in the 2nd game of the twinbill vs. Cincinnati and logged more time at 1st base than any other player after that time.
- ▶ Hit safely in 16 straight games from June 22-July 7...was 26-for-65, .400, during the streak with 16 runs scored and 19 RBI.
- ▶ Set a club record and tied the American League record by collecting an RBI in 13 straight games from June 23-July 4...recorded 19 RBI in the 13 contests...the 58-year-old AL record was originally set by Chicago's Taffy Wright in 1941.
- ▶ Earned him AL Player of the Week honors for June 27-July 4...batted .400 (12-for-30) during the week with 2 doubles, 4 homers, 26 total bases and an .867 slugging percentage.
- ▶ Matched his career high with 4 hits vs. Cleveland on June 27...had his 2nd 4-hit game of the season and 3rd of his career at the Chicago Cubs on July 19.
- ▶ Belted 2 home runs in a game on July 21 at Detroit and July 30 at Texas...they were his 2nd and 3rd multi-home run games of the season and the 3rd and 4th of his career.
- ▶ Put together a career-high 25-game hitting streak from July 18-Aug. 13...was 42-for-102 (.412) during the hot stretch with 23 runs scored and 25 RBI...it was the 3rd-longest streak in the league in 1999 and was the 3rd-longest single-season hitting streak in club history, behind only George Brett's 30-game streak in 1980 and Jose Offerman's 27-game streak in 1998.
- ▶ Batted .354 with 4 home runs and 18 RBI against left-handed pitching and .315 with 18 homers and 84 RBI vs. right-handers.
- ▶ Posted a .314 average (55-for-175) with men in scoring position.

- ▶ Garnered more at-bats as the designated hitter than any other player on the club, batting at a .333 clip (91-for-273) with 13 homers and 53 RBI in 71 contests as the DH.
- ▶ Posted a .981 fielding percentage at 1st base, committing a dozen errors...played in just 4 games making 3 starts in back of the plate without an error.

## 1998

- ▶ Split time behind the plate with Sal Fasano...posted a .259 batting average with 8 home runs and 35 RBI in 92 games in his 1st full season at the big league level.
- ▶ Was the Royals Opening Day backstop, the 4th different catcher to start on Opening Day for Kansas City in the last 4 years.
- ▶ Tied a club record with 2 hits in an inning vs. Oakland on May 31.
- ▶ Recorded a career-high 4 hits and matched his career high with 4 RBI vs. Oakland on Sept. 14...recorded a single, 2 doubles and a home run in the contest...missed hitting for the cycle by about 40 feet, when he retreated to 2nd base on what appeared to be a sure triple in the 8th inning with the Royals leading by a 12-6 score.
- ▶ Was a .282 hitter (22-for-78) when batting with runners in scoring position, including a .333 mark (8-for-24) with a runner on 3rd base.
- ▶ Threw out 17 of 67 runners (25 percent) attempting to steal.

## 1997

- ▶ Mike split the catching duties with Mike Macfarlane in 1997...made 76 appearances in back of the plate including 63 starts.
- ▶ Made the Opening Day roster out of spring training...optioned to Omaha (AAA) but recalled just 3 days later.
- ▶ Belted a 2-run 9th inning game-winning home run off Detroit's Doug Brocail on May 15.
- ▶ Optioned to Omaha for a 2nd time on May 28...recalled July 9 to begin the season's 2nd half.
- ▶ Threw out 23 of 55 runners attempting to steal (42 percent).

## 1996

- ▶ Started the year at the Double-A level and progressed up the ladder, finishing the season with Kansas City...earned Royals Minor League Player of the Year honors in the process.
- ▶ Recalled by Kansas City on July 17...notched a .279 average with 4 home runs and 24 RBI in 50 contests at the big league level.
- ▶ Made his 1st big league start of the season on July 18 at Chicago as the designated hitter...responded with 2 hits in 3 at-bats.

### Royals 200 Hit Club

Willie Wilson, 1980 .....	230
George Brett, 1976 .....	215
Johnny Damon, 2000 .....	214
George Brett, 1979 .....	212
Kevin Seitzer, 1987 .....	207
<b>Mike Sweeney, 2000 .....</b>	<b>206</b>

### Royals Top RBI Seasons

<b>Mike Sweeney, 2000 .....</b>	<b>144</b>
Hal McRae, 1982 .....	133*
Dean Palmer, 1998 .....	119
<b>Jermaine Dye, 1999 .....</b>	<b>119</b>
George Brett, 1980 .....	118
<b>Jermaine Dye, 2000 .....</b>	<b>118</b>
Al Cowens, 1977 .....	112
Darrell Porter, 1979 .....	112
George Brett, 1985 .....	112
Jeff King, 1997 .....	112
<b>Carlos Beltran, 1999 .....</b>	<b>108</b>

\*Led League

### Major League's 200-Hit Duos

The Royals became only the 5th team in the majors since 1990 to have 2 players with 200 or more hits in the same season.

2000	Royals	Damon and Sweeney
1999	Yankees	Jeter and Williams
1998	Rockies	Bichette and Castilla
1993	Blue Jays	Olerud and Molitor
1991	Rangers	Palmeiro, Sierra and Franco

- ▶ 1st homer was a 3-run shot off Jamie Moyer at Seattle, Aug. 12.
- ▶ Threw out 6 of 17 runners attempting to steal (35 percent).
- ▶ Named the catcher on the Minor League All-Star team by *Baseball America* and was the catcher on the Howe SportsData All-Star team...named the 7th-best prospect in the Texas League in a *Baseball America* survey of the league's managers.

**1995**

- ▶ Recalled by the Royals in September...his 1st Major League hit, a single, came as a pinch hitter off Cleveland's Paul Assenmacher at Jacobs Field in the final game of the season.

**Minor League Notes**

- ▶ Sweeney was selected in the 10th round of 1991 June Free Agent Draft.
- ▶ Named to Northwest League All-Star team in 1993.
- ▶ Earned the Midwest League's Player of the Week honors April 24-30, 1994 and was selected to play in the league's All-Star game despite spending May 24-July 5 on the Disabled List with a fractured left ankle.
- ▶ Named the 7th-best prospect in the Carolina League by *Baseball America* in 1995 as he led the league in hitting and slugging (.548) and was 2nd with a .424 on base percentage.
- ▶ Began the 1996 season in the Texas League, hitting at a .319 clip with 14 home runs and 51 RBI in 66 games...selected to play in the Texas League All-Star Game.

**Miscellaneous Notes**

- ▶ **Michael John Sweeney** is single...graduated from Ontario (Calif.) High in 1991...earned 3 letters in baseball and helped his team to a 26-0 record and state title in '91.
- ▶ Dedicates his time to various causes including Children's Mercy Hospital...serves as an instructor in the Royals Instructional Clinic Program and sponsors a local RBI (Reviving Baseball in the Inner-City) team...teams up with Chiefs running back Tony Richardson to support Athletes in Action, a faith-based outreach program...is also active with the Greater Kansas City Chapter of the Fellowship of Christian Athletes and Kansas City Youth for Christ.
- ▶ Made his acting debut on Saturday Night Live with Helen Hunt following the 1997 season.

Year	Club	AVG.	G	AB	R	H	2B	3B	HR	RBI	SH	SF	HP	BB	SO	SB-CS	E
1991	Gulf Coast	.216	38	102	8	22	3	0	1	11	0	2	0	11	9	1-0	4
1992	Eugene	.221	59	199	17	44	12	1	4	28	1	2	4	13	54	3-3	14
1993	Eugene	.240	53	175	32	42	10	2	6	29	0	1	3	30	41	1-0	7
1994	Rockford	.301	86	276	47	83	20	3	10	52	0	4	9	55	43	0-1	6
1995	Wilmington	*.310	99	332	61	103	23	1	18	53	1	5	9	60	39	6-1	7
	KANSAS CITY	.250	4	4	1	1	0	0	0	0	0	0	0	0	0	0-0	1
1996	Wichita	.319	66	235	45	75	18	1	14	51	0	4	2	32	29	3-2	1
	Omaha	.257	25	101	14	26	9	0	3	16	1	0	3	6	13	0-0	0
	KANSAS CITY	.279	50	165	23	46	10	0	4	24	0	3	4	18	21	1-2	1
1997	KANSAS CITY	.242	84	240	30	58	8	0	7	31	1	2	6	17	33	3-2	3
	Omaha	.236	40	144	22	34	8	1	10	29	0	3	2	18	20	0-2	1
1998	KANSAS CITY	.259	92	282	32	73	18	0	8	35	2	1	2	24	38	2-3	9
1999	KANSAS CITY	.322	150	575	101	185	44	2	22	102	0	4	10	54	48	6-1	12
2000	KANSAS CITY	.333	159	618	105	206	30	0	29	144	0	13	+15	71	67	8-3	9
Major League Totals		.302	539	1884	292	569	110	2	70	336	3	23	37	184	207	20-11	35

\*-Led League +-Tied for League Lead  
 1991 Selected by Royals 10th round of June Free Agent Draft...signed by Floyd Chandler.

**Sweeney's All-Star Game Record**

Year	Club, Site	AVG.	G	AB	R	H	2B	3B	HR	RBI	SH	SF	HP	BB	SO	SB	E
2000	A.L., Atl.	.000	1	1	0	0	0	0	0	0	0	0	0	0	0	0	0

**Sweeney's Career Fielding**

POSITION	PCT.	G	PO	A	E	TC	DP
Catcher	.988	201	1111	73	14	1198	22
1st Base	.988	188	1544	129	21	1694	183

## Sweeney's 2000 and Career Breakdown

	2000					CAREER				
	AVG.	AB	H	HR	RBI	AVG.	AB	H	HR	RBI
<b>vs. American League</b>										
vs. Anaheim	.354	48	17	0	13	.308	133	41	1	29
Baltimore	.316	38	12	4	10	.230	100	23	4	13
Boston	.425	40	17	2	11	.297	118	35	3	20
Chicago	.273	55	15	2	9	.294	160	47	7	26
Cleveland	.289	38	11	0	11	.336	125	42	4	30
Detroit	.378	45	17	2	6	.356	146	52	8	20
Kansas City	-	-	-	-	-	-	-	-	-	-
Minnesota	.277	47	13	5	17	.306	157	48	7	38
New York	.308	26	8	1	5	.227	128	29	4	18
Oakland	.279	43	12	1	11	.353	133	47	5	27
Seattle	.366	41	15	5	10	.281	139	39	9	25
Tampa Bay	.225	40	9	1	5	.255	94	24	5	12
Texas	.333	39	13	0	7	.330	112	37	4	20
Toronto	.372	43	16	2	9	.266	143	38	3	18
<b>vs. National League</b>										
vs. Arizona	-	-	-	-	-	-	-	-	-	-
Atlanta	-	-	-	-	-	-	-	-	-	-
Chicago	.300	10	3	1	3	.367	30	11	1	9
Cincinnati	-	-	-	-	-	.250	24	6	0	0
Colorado	-	-	-	-	-	-	-	-	-	-
Florida	-	-	-	-	-	-	-	-	-	-
Houston	.615	13	8	1	2	.370	27	10	1	4
Los Angeles	-	-	-	-	-	-	-	-	-	-
Milwaukee	.273	11	3	0	1	.220	41	9	1	6
Montreal	-	-	-	-	-	-	-	-	-	-
New York	-	-	-	-	-	-	-	-	-	-
Philadelphia	-	-	-	-	-	-	-	-	-	-
Pittsburgh	.429	28	12	2	9	.486	37	18	2	11
St. Louis	.385	13	5	0	5	.351	37	13	1	10
San Diego	-	-	-	-	-	-	-	-	-	-
San Francisco	-	-	-	-	-	-	-	-	-	-
<b>Monthly</b>										
March/April	.295	95	28	8	19	.278	255	71	14	39
May	.385	104	40	3	28	.324	275	89	11	58
June	.373	102	38	3	27	.338	237	80	6	48
July	.315	108	34	2	16	.329	337	111	12	61
August	.327	101	33	7	31	.267	412	110	13	76
September/October	.306	108	33	6	23	.293	368	108	14	54
<b>Situational Hitting</b>										
Home	.307	309	95	17	73	.297	920	276	39	170
Road	.359	309	111	12	71	.307	954	293	31	166
Day	.348	184	64	10	51	.303	512	155	23	106
Night	.327	434	142	19	93	.302	1372	414	47	230
Natural Grass	.336	541	182	24	124	.304	1616	491	59	286
Artificial Turf	.312	77	24	5	20	.291	268	78	11	50
Before ASG	.360	339	122	15	78	.315	851	268	34	160
After ASG	.301	279	84	14	66	.291	1033	301	36	176
vs. LHP	.374	131	49	6	29	.310	419	130	15	75
vs. RHP	.322	487	157	23	115	.300	1465	439	55	261
with RISP	.385	205	79	10	119	.324	562	182	23	273
Bases Loaded	.500	18	9	0	19	.431	51	22	1	54
Pinch Hitter	.000	0	0	0	0	.278	18	5	0	1
Desig. Hitter	.301	183	55	9	41	.312	539	168	24	104



# Mike Tonis

Catcher (non-roster)

## 2000

- ▶ Tonis was selected in the 2nd round (44th overall) of the 2000 June Free Agent Draft.
- ▶ Spent most of his 1st professional season with Charleston (A)...batted .200 (20-for-100) with 17 RBI in 28 games for the Alley Cats.
- ▶ Received a late-season promotion to Omaha (AAA)...went 4-for-8 with 3 RBI in 2 games with the Golden Spikes...he was the only player from the 2000 draft to play in Class AAA last season.
- ▶ Committed 5 errors on the season in 28 games behind the plate.
- ▶ Participated in the Royals Florida Instructional League following the season.

### Height, Weight:

6-3, 220

### Bats/Throws:

Right/Right

### Resides:

Sparks, Nev.

### Birthdate (Age):

Feb. 9, 1979 (22)

### Birthplace:

Sacramento, Calif.

### Acquired:

Selected in 2nd round (44th overall) of 2000 June Free Agent Draft

### Contract Status:

Signed through 2001

### M.L. Service:

0 days (Rookie)

## Miscellaneous Notes

- ▶ **Michael Timothy Tonis** is single...graduated from Elk Grove (Calif.) High School...named male athlete of the year, was a 2-time All-Delta League selection and 3-time team MVP.
- ▶ Earned a Junior Olympic gold medal in the summer of 1995 with the Nor Cal Angels...also played on a USA team that won a gold medal in a Goodwill Series in Japan and China.
- ▶ Played collegiately at the University of California...ranks 4th on Cal's all-time career home run list (40) and on the career slugging percentage list (.611)...also ranks 6th in total bases (367), 7th in RBI (140) and 8th in career doubles (44).
- ▶ Enjoyed an impressive sophomore campaign in which he was named as a 1st team All-Pac 10 selection and honorable mention All-American...led Cal with a .384 average with 17 home runs.
- ▶ Played all 9 positions in a game against UC Davis on May 4, 1999...earned the save after striking out 2 of the 3 batters he faced...also broke a school record for single-game doubles by hitting 4 consecutive 2-baggers in a 5-for-5 performance at Oregon State on April 18, 1999.
- ▶ Was an All-Pac 10 selection following his junior year after leading the Bears with a .329 average, 70 hits and 20 doubles...also hit 13 homers and drove in 47 runs...named as a semifinalist for the inaugural Johnny Bench National Collegiate Catcher of the Year award.
- ▶ Spent the summer of 1999 with the USA National Team...batted .310 (27-for-87) with 6 doubles, a triple, 8 home runs, 22 RBI and a .678 slugging percentage.

Year	Club	AVG.	G	AB	R	H	2B	3B	HR	RBI	SH	SF	HP	BB	SO	SB-CS	E
2000	Charleston	.200	28	100	10	20	8	0	0	17	1	2	1	9	22	1-0	5
	Omaha	.500	2	8	1	4	0	0	0	3	0	0	0	0	3	0-0	0
	Minor League Totals	.222	30	108	11	24	8	0	0	20	1	2	1	9	25	1-0	5

2000 Selected by the Royals in the 2nd round of the 2000 June Free Agent Draft...signed by Dave Herrera.



# Scott Walter

Catcher (non-roster)

## 2000

- ▶ Walter was selected in the 3rd round of the 2000 June Free Agent Draft after finishing his junior year at Loyola Marymount University.
- ▶ Spent his 1st professional season with Spokane (A)...hit just .114 (4-for-35) with 2 RBI in 13 games for the Indians...was limited to 13 games because of an injury to his left thumb.
- ▶ Participated in the Royals Florida Instructional League following the season.

### Height, Weight:

6-1, 200

### Bats/Throws:

Right/Right

### Resides:

Manhattan Beach, Calif.

### Birthdate (Age):

Dec. 28, 1978 (22)

### Birthplace:

Manhattan Beach, Calif.

### Acquired:

Selected in 3rd round of  
2000 June Free Agent Draft

### Contract Status:

Signed through 2001

### M.L. Service:

0 days (Rookie)

## Miscellaneous Notes

- ▶ **Scott Allen Walter** is single...graduated from Loyola (Calif.) High School.
- ▶ Played college baseball at Loyola Marymount University...helped lead the Lions to 3-consecutive West Coast Conference titles.
- ▶ Was named the 1998 WCC Player and Co-Freshman of the Year, as well as earning 1st-team all-conference honors...during league action, he led the conference in RBI (48), slugging percentage (.794), total bases (85) and on-base percentage (.794).
- ▶ Enjoyed one of the greatest hitting performances in school history when he tied single-game school records with 3 home runs and 8 RBI in a 16-4 victory at San Francisco on April 19, 1998...went 5-for-5 in the game and scored 4 runs.
- ▶ Earned 2nd-team All-WCC honors in 1999 after hitting .337 with 9 home runs and 47 RBI.
- ▶ Was an All-WCC selection and Johnny Bench National Collegiate Catcher of the Year finalist following his junior year in which he posted a .365 average and a team-high 19 homers.
- ▶ Also paced the league with 155 total bases in 2000 and registered 5 multiple-homer games, including a 3-home run performance against Gonzaga on May 7...belted 2 homers and knocked in 8 runs against Pepperdine in Game 1 of the WCC baseball championships.

Year	Club	AVG.	G	AB	R	H	2B	3B	HR	RBI	SH	SF	HP	BB	SO	SB-CS	E
2000	Spokane	.114	13	35	2	4	1	0	0	2	1	1	0	1	10	1-0	0

2000 Selected by the Royals in the 2nd round of the 2000 June Free Agent Draft...signed by Frank Baez.



#7

# Craig Wilson

Infielder (non-roster)

## Career Notes

- ▶ Joined the Royals after spending his entire pro career in the Chicago White Sox organization.
- ▶ Has seen action at the big league level in each of the past 3 seasons, logging a .272 average with 7 home runs and 40 RBI in 139 games.
- ▶ Posted a .468 average (22-for-47) for Chicago in 1998, the highest in Major League history among players with a minimum of 50 plate appearances.

## Height, Weight:

6-0, 185

## Bats/Throws:

Right/Right

## Resides:

Phoenix, Ariz.

## Birthdate (Age):

Sept. 3, 1970 (30)

## Birthplace:

Chicago, Ill.

## Acquired:

Signed as a minor league free agent, Nov. 22, 2000

## Contract Status:

Signed through 2001

## M.L. Service:

1 year, 157 days

## 2000

- ▶ Craig was obtained by Kansas City following the 2000 season as a minor league free agent.
- ▶ Appeared in 28 games and made 15 starts in the White Sox infield during the 2000 campaign...batted .260 on the season, going 19-for-73.
- ▶ Made the White Sox opening day roster for the 2nd-straight year...started the season opener at Texas on April 3, going 2-for-4 with a double but committed 2 errors at 3rd base.
- ▶ Went 3-for-4 with 2 runs in the White Sox home opener vs. Texas on April 14...matched his season high with 3 hits at Toronto on May 20 and added a double, an RBI and 3 runs scored.
- ▶ Batted .311 (19-for-61) in 20 games and hit safely in 10 of his 13 starts before being placed on the 15-day Disabled List on June 3 with a herniated disk in his lower back.
- ▶ Was optioned to Charlotte (AAA) on July 13 and compiled a team-high 11-game hitting streak from July 27-Aug. 6, batting .458 (22-for-48) with 9 RBI over that stretch.
- ▶ Recalled from Charlotte on Sept. 1 after hitting .370 (85-for-230) with 3 homers and 34 RBI in 62 games with the Knights.
- ▶ Hit .400 (10-for-25) against left-handed pitchers on the year, while managing just a .188 average (9-for-48) vs. righties...also posted a .318 average on the road (14-for-44) and hit just .172 (5-for-29) at Comiskey Park.

### Wilson's Career Bests

#### Season:

<b>Avg:</b>	.468	1998
<b>Hits</b>	60	1999
<b>HR</b>	4	1999
<b>RBI</b>	26	1999
<b>SB</b>	1	1998
	1	1999
<b>Hit Streak</b>	6	1999

#### Game Highs:

**Hits**  
4 – at Det., 9/14/98

**Home Runs**  
2 – twice  
at Det., 9/14/98  
at Bos., 6/27/99

**RBI**  
5 – at Det., 9/14/98

**SB**  
1 – 3 times  
Last: at Bos., 5/9/00

## 1999

- ▶ Played in 98 games for the White Sox in 1999, including 57 of Chicago's 77 games after the All-Star break.

- ▶ Compiled four 3-hit games during the season and put together a 6-game hitting streak from July 28-Aug. 13, going 10-for-23 (.435) with 6 runs scored during that stretch.
- ▶ Recorded his 2nd career multi-homer game at Boston on June 27, including the game-winner in the 9th inning...finished the game with a season-high 4 RBI.
- ▶ Batted .284 (42-for-148) with 3 home runs and 21 RBI on the road...hit just .173 (18-for-104) with 1 homer and 5 RBI at home.

## 1998

- ▶ Spent the majority of the season with Calgary (AAA), establishing career highs in average (.306), home runs (14) and RBI (69)...was named Calgary's Charles W. Lubin Award winner.
- ▶ Made his Major League debut vs. the Yankees on Sept. 5 after his contract was purchased from Calgary on Aug. 31...singled off Andy Pettitte in his 1st career at-bat...finished the night going 3-for-4 with 2 doubles, a home run, 2 RBI and 3 runs scored.
- ▶ Went 4-for-7 and belted 2 homers, drove in 5 runs, scored 4 runs and racked up 10 total bases in Chicago's extra-inning victory at Detroit on Sept. 14.
- ▶ Hit safely in 10 of his 11 starts, including 8 multi-hit games...the White Sox posted a 10-1 record in those 11 games.

## Minor League Notes

- ▶ Wilson was selected by the White Sox in the 13th round of the 1992 June Free Agent Draft.
- ▶ Batted .259 for South Bend in 1993, making the midseason Midwest League All-Star squad in his 1st professional season...led all MWL shortstops with a .963 fielding percentage.
- ▶ Set a Carolina League record for fielding percentage by a shortstop (.981) at Prince William (A) in 1994...was named the Best Defensive shortstop in the league by *Baseball America* after leading the league shortstops in fielding percentage, games (131), total chances (586), assists (388) and double plays (67).
- ▶ Also led the league and organization with 36 doubles and was named to the Carolina League midseason and postseason All-Star teams.
- ▶ Spent the 1995 season with Birmingham (AA), posting a .289 average...named the Barons Player of the Month in June...selected as the Southern League's Player of the Week for June 2-8 and was named as the White Sox organization Player of the Week for April 23-28.
- ▶ Collected a team-high 37 multi-hit games for the Barons and led all league shortstops in games (132), total chances (616), assists (389) and double plays (80).
- ▶ Began the 1996 season at Nashville before being assigned to Birmingham...was honored as Southern League Player of the Week for June 14-20 after hitting .611 (11-for-18) with 2 home runs and 6 RBI.
- ▶ Spent the entire 1997 campaign with Nashville (AAA)...hit .272 with 6 homers and 42 RBI in 137 games...went 5-for-5 with 4 runs scored vs. Indianapolis on May 20 .

## Miscellaneous Notes

- ▶ **Craig Franklin Wilson** is married to Susan...the couple has 1 child, Chase Nicholas.
- ▶ Graduated from Leyden High School in Franklin Park, Ill. ...starred in baseball and basketball, averaging 18.0 points per game as a senior basketball player and setting a school record with an 84.4 free throw percentage.
- ▶ Played college baseball at Kansas State University...was selected by San Francisco in the 13th round of the 1991 draft but did not sign, opting to return to college.
- ▶ Batted .416 with 8 homers and 62 RBI as a senior for the Wildcats...earned Big Eight Conference Player of the Year honors and was named 1st Team All-America by *Baseball America* in 1992...holds the KSU career records for hits, runs, RBI, doubles, total bases and at-bats.
- ▶ Played shortstop for Team USA in the 1992 Olympic Games in Barcelona, Spain...led the 1991 Pan American team with a .349 batting average.

Year	Club	AVG.	G	AB	R	H	2B	3B	HR	RBI	SH	SF	HP	BB	SO	SB-CS	E
1993	South Bend	.259	132	455	56	118	27	2	5	59	7	6	8	49	50	4-4	21
1994	Prince William	.264	131	496	70	131	*36	4	4	66	5	6	6	58	44	1-2	11
1995	Birmingham	.289	132	471	56	136	19	1	4	46	10	2	5	43	44	2-2	34
1996	Nashville	.179	44	123	13	22	4	1	1	6	5	1	0	10	15	0-0	10
	Birmingham	.282	58	202	36	57	9	0	3	26	6	4	1	40	28	1-1	16
1997	Nashville	.272	137	453	71	123	20	2	6	42	12	0	1	48	31	4-4	20
1998	Calgary	.306	120	432	67	132	21	1	14	69	9	5	3	37	41	4-2	9
	CHICAGO	.468	13	47	14	22	5	0	3	10	2	1	0	3	6	1-0	0
1999	CHICAGO	.238	98	252	28	60	8	1	4	26	6	1	0	23	22	1-1	7
2000	CHICAGO	.260	28	73	12	19	3	0	0	4	4	0	1	5	11	1-0	3
	Charlotte	.370	62	230	43	85	14	2	3	34	0	4	4	32	26	0-1	8
Major League Totals		.272	139	372	54	101	16	1	7	40	12	2	1	31	39	3-1	10

\*-Led League

1992 Selected by the Chicago White Sox in the 13th round of the June Free Agent Draft.

2000 Signed by the Royals as a minor league free agent, Nov. 22.

### Wilson's Career Fielding

POSITION	PCT.	G	PO	A	E	TC	DP
1st Base	1.000	1	4	0	0	4	0
2nd Base	.962	15	24	26	2	52	8
3rd Base	.964	89	53	133	7	193	12
Shortstop	.993	40	56	84	1	141	16

### Wilson's 2000 and Career Breakdown

vs. American League	2000					CAREER				
	AVG.	AB	H	HR	RBI	AVG.	AB	H	HR	RBI
vs. Anaheim	.300	10	3	0	0	.172	29	5	0	3
Baltimore	.000	3	0	0	0	.227	22	5	0	4
Boston	.250	4	1	0	0	.367	30	11	2	7
Chicago	-	-	-	-	-	-	-	-	-	-
Cleveland	.000	3	0	0	0	.217	23	5	0	0
Detroit	.500	4	2	0	0	.333	39	13	3	7
Kansas City	.000	5	0	0	0	.262	42	11	0	4
Minnesota	.000	1	0	0	0	.278	18	5	0	0
New York	.000	5	0	0	0	.429	28	12	1	5
Oakland	.400	5	2	0	1	.200	15	3	0	1
Seattle	.000	1	0	0	0	.095	21	2	0	1
Tampa Bay	.300	10	3	0	1	.182	22	4	0	2
Texas	.364	4	4	0	1	.314	35	11	1	4
Toronto	.300	10	3	0	1	.235	17	4	0	1
vs. National League	AVG.	AB	H	HR	RBI	AVG.	AB	H	HR	RBI
vs. Chicago	-	-	-	-	-	.333	3	1	0	0
Houston	1.000	1	1	0	0	.600	5	3	0	0
Milwaukee	-	-	-	-	-	.182	11	2	0	0
St. Louis	-	-	-	-	-	.333	12	4	0	1
Monthly	AVG.	AB	H	HR	RBI	AVG.	AB	H	HR	RBI
March/April	.326	43	14	0	3	.278	54	15	0	3
May	.235	17	4	0	1	.244	45	11	0	1
June	1.000	1	1	0	0	.321	28	9	2	5
July	-	-	-	-	-	.277	65	18	0	7
August	-	-	-	-	-	.178	73	13	1	9
September/October	.000	12	0	0	0	.327	107	35	4	15
Situational Hitting	AVG.	AB	H	HR	RBI	AVG.	AB	H	HR	RBI
Home	.172	29	5	0	0	.214	154	33	1	10
Road	.318	44	14	0	4	.312	218	68	6	30
Day	.231	39	9	0	3	.276	134	37	2	16
Night	.294	34	10	0	1	.269	238	64	5	24
Natural Grass	.241	54	13	0	2	.272	327	89	7	37
Artificial Turf	.316	19	6	0	2	.267	45	12	0	3
Before ASG	.311	61	19	0	4	.286	147	42	2	13
After ASG	.000	12	0	0	0	.307	225	69	5	27
vs. LHP	.400	25	10	0	3	.363	113	41	2	12
vs. RHP	.188	48	9	0	1	.232	259	60	5	28
with RISP	.231	13	3	0	3	.313	80	25	3	31
Bases Loaded	.000	1	0	0	0	.250	4	1	0	3
Pinch Hitter	.000	4	0	0	0	.000	6	0	0	0
Desig. Hitter	-	-	-	-	-	.000	0	0	0	0



**#51**

**Height, Weight:**  
6-4, 225

**Bats/Throws:**  
Right/Right

**Resides:**  
Palm Harbor, Fla.

**Birthdate (Age):**  
Aug. 6, 1976 (24)

**Birthplace:**  
Washington, D.C.

**Acquired:**  
Selected in 9th round of  
1997 June Free Agent Draft

**Contract Status:**  
Signed through 2001

**M.L. Service:**  
66 days

# Kris Wilson

## Right-handed Pitcher

### 2000

- ▶ Wilson spent most of the season at Wichita (AA)...recorded a 7-3 mark with a 3.51 ERA in 21 games, 15 starts, with the Wranglers.
- ▶ Contract purchased from Wichita on July 28....made his Major League debut with 2.0 scoreless innings at Tampa Bay on July 28.
- ▶ Didn't permit a run in his first 6 outings, covering 14.1 innings...it was the longest scoreless innings streak of the season by a Royals pitcher.
- ▶ Pitched 5.2 scoreless innings vs. Baltimore on Aug. 12...it was the 2nd longest outing of the year by a Royals reliever behind only a 6.2 innings stint by Brian Meadows at Boston on Aug. 5.
- ▶ Sustained a loss in his only decision – a 2-1 setback at Baltimore on Aug. 20...gave up 13 earned runs over 10.2 frames during his next 7 appearances to escalate his ERA from 0.59 to 4.85 on Sept. 12.
- ▶ Finished with a 3.93 ERA in 20 games in his 1st big league stint...struck out 17 batters and gave up 38 hits and 11 walks in 34.1 innings.
- ▶ Owned a 2.42 ERA in 10 games at Kauffman Stadium.

### Minor League Notes

- ▶ Wilson has posted a 35-23 career record with a 3.82 ERA in the Royals minor league system.
- ▶ Was selected in the 9th round of the 1997 June Free Agent Draft.
- ▶ Went 5-3 with a 4.52 ERA for Short-A Spokane in 1997, his 1st professional season...struck out 72 while issuing just 21 walks.
- ▶ Logged a 10-5 mark with a 3.53 ERA in 18 starts for Lansing (A) in 1998 before joining the Wilmington Blue Rocks of the Carolina League...went 0-3 with a 3.75 ERA in 10 appearances, including the 1st relief outings of his pro career.
- ▶ Played at 3 different levels during the 1999 season...started the 1999 campaign with Wilmington, going 8-1 with a 1.13 ERA in 14 outings (4 starts)...gave up just 6 earned runs and struck out 45 in 48.0 innings of work.
- ▶ Promoted to Wichita (AA) and compiled a 5-7 mark with a 5.45 ERA in 23 games (10 starts) for the Texas League champions...got his 1st start at the Triple-A level with the Omaha Golden Spikes...was tagged with 5 runs over 5.1 frames to take the loss.

#### Wilson's Career Bests

##### Season:

Wins	—	—
ERA	3.93	2000
SV	—	—
IP	34.1	2000
SO	17	2000
Win Streak	—	—

##### Game:

##### Low Hit

—

##### SO

2 – 4 times

Last: at Sea., 9/12/00

## Miscellaneous Notes

- ▶ **Kristopher Kyle Wilson** is single...graduated from Tarpon Springs (Fla.) High School in 1994.
- ▶ Attended Georgia Tech University on a football scholarship to play quarterback...was redshirted as a freshman and decided to concentrate on baseball...was 12-2 with a 3.12 ERA for the Yellow Jackets in 1997.

Year	Club	W-L	ERA	G	GS	CG	SHO	SV	IP	H	R	ER	HR	HB	BB	SO	WP	BK
1997	Spokane	5-3	4.52	15	15	0	0	0	73.2	101	50	37	6	5	21	72	1	2
1998	Lansing	10-5	3.53	18	18	1	0	0	117.1	119	50	46	7	3	15	74	2	0
	Wilmington	0-3	3.75	10	2	0	0	1	24.0	19	10	10	0	3	6	20	1	0
1999	Wilmington	8-1	1.13	14	4	0	0	0	48.0	25	7	6	0	0	11	45	1	0
	Wichita	5-7	5.45	23	10	0	0	0	74.1	91	51	45	11	3	14	45	1	2
	Omaha	0-1	8.44	1	1	0	0	0	5.1	8	5	5	3	0	0	3	0	0
2000	Wichita	7-3	3.51	21	15	1	0	0	102.2	99	52	40	12	6	21	69	4	1
	KANSAS CITY	0-1	4.19	20	0	0	0	0	34.1	38	16	16	3	0	11	17	0	0
Major League Totals		0-1	4.19	20	0	0	0	0	34.1	38	16	16	3	0	11	17	0	0

1997 Selected in the 9th round of the June Free Agent Draft...signed by Balos Davis.

### Wilson's M.L. Batting Totals

	AVG.	AB	H	HR	RBI
M.L. Totals	.000	2	0	0	0

### Wilson's Career Fielding

POSITION	PCT.	G	PO	A	E	TC	DP
Pitcher	.917	20	2	9	1	12	0

### Wilson's 2000 and Career Breakdown

vs. American League	2000								CAREER							
	W-L	S	ERA	G	IP	H	ER	W-L	S	ERA	G	IP	H	ER		
vs. Anaheim	0-0	0	0.00	1	2.0	1	0	0-0	0	0.00	1	2.0	1	0		
Baltimore	0-1	0	1.35	2	6.2	4	1	0-1	0	1.35	2	6.2	4	1		
Boston	0-0	0	0.00	2	3.1	3	0	0-0	0	0.00	2	3.1	3	0		
Chicago	0-0	0	0.00	2	2.1	2	0	0-0	0	0.00	2	2.1	2	0		
Cleveland	0-0	0	13.51	1	0.2	2	1	0-0	0	13.51	1	0.2	2	1		
Detroit	0-0	0	6.75	1	1.1	3	1	0-0	0	6.75	1	1.1	3	1		
Kansas City	-	-	-	-	-	-	-	-	-	-	-	-	-	-		
Minnesota	0-0	0	0.00	3	4.1	2	0	0-0	0	0.00	3	4.1	2	0		
New York	0-0	0	99.99	1	0.0	3	4	0-0	0	99.99	1	0.0	3	4		
Oakland	-	-	-	-	-	-	-	-	-	-	-	-	-	-		
Seattle	0-0	0	13.50	1	2.0	4	3	0-0	0	13.50	1	2.0	4	3		
Tampa Bay	0-0	0	2.45	2	3.2	4	1	0-0	0	2.45	2	3.2	4	1		
Texas	0-0	0	0.00	2	3.0	2	0	0-0	0	0.00	2	3.0	2	0		
Toronto	0-0	0	9.00	2	5.0	8	5	0-0	0	9.00	2	5.0	8	5		
vs. National League	W-L	S	ERA	G	IP	H	ER	W-L	S	ERA	G	IP	H	ER		
	-	-	-	-	-	-	-	-	-	-	-	-	-	-		
Monthly	W-L	S	ERA	G	IP	H	ER	W-L	S	ERA	G	IP	H	ER		
March/April	-	-	-	-	-	-	-	-	-	-	-	-	-	-		
May	-	-	-	-	-	-	-	-	-	-	-	-	-	-		
June	-	-	-	-	-	-	-	-	-	-	-	-	-	-		
July	0-0	0	0.00	1	2.0	2	0	0-0	0	0.00	1	2.0	2	0		
August	0-1	0	2.79	9	19.1	17	6	0-0	0	2.79	9	19.1	17	6		
September/October	0-0	0	6.92	10	13.0	19	10	0-0	0	6.92	10	13.0	19	10		
Situational Pitching	W-L	S	ERA	G	IP	H	ER	W-L	S	ERA	G	IP	H	ER		
Home	0-0	0	2.42	10	22.1	23	6	0-0	0	2.42	10	22.1	23	6		
Road	0-1	0	7.50	10	12.0	15	10	0-1	0	7.50	10	12.0	15	10		
Before ASG	-	-	-	-	-	-	-	-	-	-	-	-	-	-		
After ASG	0-1	0	4.19	20	34.1	38	16	0-1	0	4.19	20	34.1	38	16		
Starter	-	-	-	-	-	-	-	-	-	-	-	-	-	-		
Reliever	0-1	0	4.19	20	34.1	38	16	0-1	0	4.19	20	34.1	38	16		



#44

# Gregg Zaun

## Catcher

### Career Notes

- ▶ Owns a .244 career batting average...hit .301 for the World Champion Florida Marlins in 1997.
- ▶ Played at the big league level with 3 different clubs before joining the Royals, seeing action with the Orioles, Marlins and Rangers.

**Height, Weight:**  
5-10, 190

**Bats/Throws:**  
Switch/Right

**Resides:**  
Weston, Fla.

**Birthdate (Age):**  
April 14, 1971 (29)

**Birthplace:**  
Glendale, Calif.

**Acquired:**  
Obtained from Detroit Tigers for cash considerations, March 7, 2000

**Contract Status:**  
Signed through 2001

**M.L. Service:**  
5 years, 105 days

### 2000

- ▶ Zaun started 65 games behind the plate for the Royals, hitting .274 with career bests in home runs (7) and RBI (33)...also stroked a career-best 64 hits.
- ▶ Was one of the most effective pinch hitters in the league, going 5-for-14 (.357) with 2 RBI.
- ▶ Threw out only 13 of 70 baserunners attempting to steal (18.6 percent).
- ▶ Registered 12 multi-hit games on the season.
- ▶ Stroked a 2-out, 2-run, game-tying pinch-hit single in the top of the 9th inning off Blue Jays closer Billy Koch in the season-opening game at Toronto on April 3...the Royals lost the game in the bottom half of the frame.
- ▶ Belted his 1st home run with the Royals at New York on April 14 off Roger Clemens...later left that contest with a sprained right elbow injured when he hit batter Clay Bellinger while throwing out Shane Spencer attempting to steal.
- ▶ Placed on the 15-day Disabled List on April 18, retroactive to April 15, due to a sprained right elbow...began a rehab assignment at Omaha (AAA) on May 16.
- ▶ Recalled from his rehab assignment and reinstated from the D.L. on May 29.
- ▶ Knocked in a season-high 3 runs at Detroit on July 22 (Game 1) with a 2-run double in the 6th and an RBI single in the 7th to lead Kansas City to an 8-5 victory.
- ▶ Hit safely in 8 of 9 games, going 12-for-32 (.375) with 6 RBI from Aug. 13-26.
- ▶ Connected for a solo homer off Steve Karsay with 2 outs in the 8th inning to give the Royals a 3-2 win over the Indians on Sept. 22.
- ▶ Delivered a game-tying sacrifice fly to score Joe Randa in the 8th inning against Detroit on Sept. 26...the Royals won by a 7-6 count in the 9th inning on an RBI single by Luis Ordaz.

#### Zaun's Career Bests

Season:		
<b>Avg:</b>	.301	1997
<b>Hits</b>	64	2000
<b>HR</b>	7	2000
<b>RBI</b>	33	2000
<b>SB</b>	7	2000
<b>Hit Streak</b>	6	2000

#### Game Highs:

<b>Hits</b>	4 - at Pit., 7/23/98
<b>Home Runs</b>	1 - 20 times
	Last: vs. Cle., 9/22/00
<b>RBI</b>	4 - 4 times
	Last: at Det., G1, 7/22/00
<b>SB</b>	2 - at Oak., 6/24/00

- ▶ Hit at a .324 clip (11-for-34) with 2 home runs and 3 RBI from the right side of the plate while batting .265 (53-for-200) with 5 home runs and 30 RBI as a left-hander.
- ▶ Had a scope on his right shoulder in November...procedure performed by Dr. Steve Joyce.

2000 Catchers Profiles				
Catcher	Win-Loss	SB	C-CS	C-CS%
Jorge Fabregas	19-17	15	10	40.0
Brian Johnson	14-21	29	8	21.6
Hector Ortiz	12-14	17	7	29.2
Gregg Zaun	32-33	57	13	18.6
<b>Totals</b>	<b>77-85</b>	<b>118</b>	<b>38</b>	<b>24.4</b>

## 1999

- ▶ Started 21 games as the backup to Ivan Rodriguez for the Texas Rangers...hit .247 with 12 runs scored and 12 RBI.
- ▶ Posted career lows in at-bats (93) and games played (43).
- ▶ Tied a career-high with a 5-game hitting streak from July 18-Aug. 12...was 5-for-22, .236, during the stretch.
- ▶ Batted .303 (10-for-33) in his final 15 games...hit safely in 5 of his last 6 appearances.
- ▶ Posted two multi-hit games, May 30 against Minnesota and Sept. 1 at Detroit.
- ▶ Blasted his only home run of the season Sept. 1 at Tiger Stadium, his first homer since Sept. 7, 1998 at Colorado...drove in a career-tying 4 RBI in the game.
- ▶ Batted .348 (8-for-23) with men in scoring position on the season.
- ▶ Threw out 10 of 22 basestealers (45.4 percent).
- ▶ Compiled a .984 fielding percentage in 37 games behind the plate.
- ▶ Homered in the annual Hall of Fame Game on July 26 versus the Royals in Cooperstown after "calling his shot" to the right field stands.
- ▶ Was acquired by Detroit on Nov. 2 along with Juan Gonzalez and Danny Patterson in exchange for Frank Catalanotto, Francisco Cordero, Bill Haselman, Gabe Kapler, Justin Thompson and Alan Webb.

## 1998

- ▶ Was the primary catcher for the Marlins, starting 77 games.
- ▶ Established career-highs in games (106), at bats (298), hits (56), homers (5) and RBI (29).
- ▶ Collected a career-high 4 hits on July 23 at Pittsburgh and tied a career-high with 4 RBI on Aug. 3 against Houston.
- ▶ Hit safely in 5-straight games from July 1-9.
- ▶ Gunned down 26-of-78 baserunners (33 percent).
- ▶ Became the first player to homer into the pool area at Bank One Ballpark on April 19.
- ▶ Sent to Texas in exchange for a player to be named later or cash on Nov. 23...cash was sent to Florida on April 15, 1999, to complete the trade.

## 1997

- ▶ Made 38 starts at catcher for the World Champion Marlins.
- ▶ Posted one of his best performances by going 3-for-6 with a homer on May 3 at Houston.
- ▶ Appeared in 2 postseason games, going 0-for-2.

## 1996

- ▶ Began the 1996 campaign with Baltimore, making 28 starts behind the plate before being optioned to Rochester (AAA) on Aug. 6.
- ▶ Acquired by Florida on Aug. 23 as the player to be named in the deal that sent Terry Mathews to Baltimore on Aug. 21.
- ▶ Appeared in 10 games for Florida, making 8 starts.

## 1995

- ▶ Joined the Orioles on June 19...made his Major League debut as a pinch runner on June 24 against Boston.
- ▶ Singled off Boston's Mike Maddux on June 25 for his first big league hit...belted his first career homer off Toronto's Woody Williams on July 2.
- ▶ Posted back-to-back 3-hit games July 21-22 at Kansas City.
- ▶ Started 31 games behind the plate...compiled a .987 fielding percentage in 39 total games as catcher.

## Minor League Notes

- ▶ Zaun was selected by Baltimore Orioles in the 18th round of the 1989 June draft...began his pro career at Wausau (A) in 1990.
- ▶ Collected a career-high 112 hits in a single season with Kane County (A) in 1991...paced the team in runs (67) and walks (50).
- ▶ Selected for the 1991 Midwest League All-Star game.
- ▶ Topped all International League catchers by throwing out 40 percent of baserunners (40-of-99) and compiling a .989 field percentage in 1994.

## Miscellaneous Notes

- ▶ **Gregory Owen Zaun** is married...wife's name is Jacqueline.
- ▶ Graduated from St. Francis (Calif.) High School in 1989...earned Delrey League MVP honors his senior year.
- ▶ Was a member of the gold-winning Team USA at the 1989 World Junior Championships...played in the 1989 U.S. Olympic Festival.
- ▶ Is the nephew of former Major League catcher Rick Dempsey...his uncle, Pat, spent 11 years in pro baseball...mother, Cherie, is a former pro golfer and former women's golf coach at the University of Southern California.

Year	Club	AVG.	G	AB	R	H	2B	3B	HR	RBI	SH	SF	HP	BB	SO	SB-CS	E
1990	Wausau	.130	37	100	3	13	0	1	1	7	2	0	1	7	17	0-0	3
	Bluefield	.299	61	184	29	55	5	2	2	21	0	1	1	23	15	5-8	10
1991	Kane County	.274	113	409	67	112	17	5	4	51	3	4	2	50	41	4-4	16
1992	Frederick	.251	108	383	54	96	18	6	6	52	1	7	3	42	45	3-5	18
1993	Bowie	.306	79	258	25	79	10	0	3	38	0	1	1	27	26	4-7	10
	Rochester	.256	21	78	10	20	4	2	1	11	0	2	0	6	11	0-0	4
1994	Rochester	.237	123	388	61	92	16	4	7	43	3	3	4	56	72	4-2	9
1995	Rochester	.293	42	140	26	41	13	1	6	18	0	1	3	14	21	0-3	3
	BALTIMORE	.260	40	104	18	27	5	0	3	14	2	0	0	16	14	1-1	3
1996	BALTIMORE	.231	50	108	16	25	8	1	1	13	0	2	2	11	15	0-0	0
	Rochester	.319	14	47	11	15	2	0	0	4	0	1	0	11	6	0-2	3
	FLORIDA	.290	10	31	4	9	1	0	1	2	1	0	0	3	5	1-0	0
1997	FLORIDA	.301	58	143	21	43	10	2	2	20	1	0	2	26	18	1-0	8
1998	FLORIDA	.188	106	298	19	56	12	2	5	29	2	2	1	35	52	5-2	8
1999	TEXAS	.247	43	93	12	23	2	1	1	12	1	2	0	10	7	1-0	3
2000	KANSAS CITY	.274	83	234	36	64	11	0	7	33	0	2	3	43	34	7-3	5
	Omaha	.280	9	7	7	10	3	0	0	3	0	0	0	4	3	1-1	0
A.L. Totals		.216	216	539	82	139	26	2	12	72	3	6	5	80	70	9-4	14
N.L. Totals		.229	174	472	44	108	23	4	8	51	4	2	3	64	75	7-2	16
Major League Totals		.244	390	1011	126	247	49	6	20	123	7	8	8	144	145	16-6	30

1989 Selected by Baltimore Orioles in the 18th round of the June draft.

1996 Obtained by Florida Marlins from Baltimore as the player to be named later in exchange for P Terry Mathews, Aug. 23.

1998 Obtained by Texas Rangers from Florida in exchange for a player to be named later or cash, Nov. 23...cash sent to Florida on April 15, 1999, to complete trade.

1999 Obtained by Detroit Tigers with outfielder Juan Gonzalez and pitcher Danny Patterson from Texas in exchange for 2nd baseman Frank Catalanotto, pitcher Francisco Cordero, catcher Bill Haselman, outfielder Gabe Kapler, pitcher JustinThompson and pitcher Alan Webb, Nov. 2.

2000 Obtained by the Royals from Detroit for cash considerations, March 7.

### Zaun's League Championship Series Record

Year	Club, Opp.	AVG.	G	AB	R	H	2B	3B	HR	RBI	SH	SF	HP	BB	SO	SB	E
1997	Fla. vs. Atl.	.000	1	0	0	0	0	0	0	0	0	0	0	0	0	0	0

## Zaun's World Series Record

Year	Club, Opp.	AVG.	G	AB	R	H	2B	3B	HR	RBI	SH	SF	HP	BB	SO	SB	E
1997	Fla. vs. Cle.	.000	2	2	0	0	0	0	0	0	0	0	0	0	0	0	0

## Zaun's Career Fielding

POSITION	PCT.	G	PO	A	E	TC	DP
Catcher	.985	349	1890	147	30	2067	25
1st Base	1.000	2	3	1	0	4	1
2nd Base	1.000	2	0	1	0	1	0

## Zaun's 2000 and Career Breakdown

	2000					CAREER				
	AVG.	AB	H	HR	RBI	AVG.	AB	H	HR	RBI
<b>vs. American League</b>										
vs. Anaheim	.000	6	0	0	1	.091	22	2	0	2
Baltimore	.350	20	7	0	1	.257	35	9	0	1
Boston	.304	23	7	0	6	.278	54	15	1	10
Chicago	.231	13	3	0	0	.242	33	8	1	1
Cleveland	.250	16	4	3	3	.241	29	7	3	4
Detroit	.318	22	7	1	7	.359	39	14	2	13
Kansas City	-	-	-	-	-	.364	44	16	1	9
Minnesota	.154	13	2	0	1	.244	41	10	0	7
New York	.200	10	2	1	3	.185	54	10	2	9
Oakland	.353	17	6	0	3	.320	25	8	0	6
Seattle	.182	11	2	0	0	.143	28	4	0	0
Tampa Bay	.182	11	2	0	1	.267	30	8	1	4
Texas	.438	16	7	1	2	.283	46	13	1	2
Toronto	.364	22	8	0	3	.208	48	10	1	6
<b>vs. National League</b>										
vs. Arizona	-	-	-	-	-	.154	13	2	1	2
Atlanta	-	-	-	-	-	.074	27	4	0	3
Chicago	.167	6	1	0	0	.179	28	5	0	2
Cincinnati	-	-	-	-	-	.154	26	4	0	3
Colorado	-	-	-	-	-	.250	28	7	1	4
Florida	-	-	-	-	-	-	-	-	-	-
Houston	.000	3	0	0	0	.289	45	13	2	9
Los Angeles	-	-	-	-	-	.280	25	7	0	2
Milwaukee	.250	4	1	0	0	.300	50	15	1	2
Montreal	-	-	-	-	-	.231	39	9	0	3
New York	-	-	-	-	-	.114	35	4	0	1
Philadelphia	-	-	-	-	-	.194	31	6	0	2
Pittsburgh	.250	12	3	1	2	.295	44	13	1	4
St. Louis	.222	9	2	0	0	.245	49	12	1	6
San Diego	-	-	-	-	-	.346	26	9	0	4
San Francisco	-	-	-	-	-	.294	17	5	0	2
<b>Monthly</b>										
March/April	.353	17	6	1	4	.230	87	20	2	13
May	.000	3	0	0	0	.254	138	35	4	21
June	.242	62	15	2	9	.198	242	48	4	24
July	.196	51	10	2	7	.245	208	51	5	28
August	.290	62	18	0	8	.273	183	50	0	21
September/October	.385	39	15	2	5	.281	153	43	5	16
<b>Situational Hitting</b>										
Home	.262	103	27	2	8	.223	467	104	6	48
Road	.282	131	37	5	25	.263	544	143	14	75
Day	.303	66	20	1	10	.248	351	87	6	40
Night	.262	168	44	6	23	.242	660	160	14	83
Natural Grass	.266	207	55	6	26	.236	846	200	16	101
Artificial Turf	.333	27	9	1	7	.285	165	47	4	22
Before ASG	.239	92	22	3	13	.226	509	115	11	62
After ASG	.296	142	42	4	20	.263	502	132	9	61
vs. LHP	.324	34	11	2	3	.220	168	37	4	15
vs. RHP	.265	200	53	5	30	.249	843	210	16	108
with RISP	.314	70	22	0	24	.267	277	74	2	96
Bases Loaded	.500	4	2	0	4	.278	36	10	0	23
Pinch Hitter	.357	14	5	0	2	.306	49	15	1	6
Desig. Hitter	.000	0	0	0	0	1.000	1	1	0	0

# 2000 REVIEW

Day-by-Day Record

Season Recap

Standings


Statistics

Highs & Lows

Transactions

June Draft

Spring Training Stats



# 2000 Day-by-Day Record

Date	D-N	Opp.	Score	Rec.	Pos.	GB	Winning Pitcher	Losing Pitcher	Daily Att.	H #	Att. Tot	Rd #	Att. Total
4-3	D	at Toronto	4-5	0-1	T3	-1.0	Koch	SPRADLIN (0-1)	40,898			1	40,898
4-4	N	at Toronto	3-6	0-2	T4	-1.5	Halladay	WITASICK (0-1)	13,514			2	54,412
4-5	N	at Toronto	4-3	1-2	T3	-1.0	ROSADO (1-0)	Carpenter	14,957			3	69,369
4-6	D	at Toronto	9-3	2-2	T1	-	DURBIN (1-0)	Escobar	14,336			4	83,705
4-7	D	Minnesota	10-6	3-2	T1	-	FUSSELL (1-0)	Miller	40,474	1			40,474
4-8	D	Minnesota	5-2	4-2	T1	-	SUPPAN (1-0)	Radke	17,133	2			57,607
4-9	D	Minnesota	7-13	4-3	T2	-0.5	Milton	WITASICK (0-2)	20,480	3			78,087
4-10	D	Minnesota	6-5	5-3	2	-0.5	BOTTALICO (1-0)	Hawkins	13,252	4			91,339
4-11	N	Baltimore	7-5 (12)	6-3	2	-0.5	SANTIAGO (1-0)	Worrell	13,080	5			104,419
4-12	N	Baltimore	7-6	7-3	2	-0.5	SANTIAGO (2-0)	Trombley	15,228	6			119,647
4-13	D	Baltimore	6-5	8-3	T1	-	BOTTALICO (2-0)	Ryan	23,724	7			143,371
4-14	N	at New York	5-7	8-4	T1	-	Clemens	WITASICK (0-3)	33,094			5	116,799
4-15	D	at New York	1-7	8-5	T1	-	Mendoza	ROSADO (1-1)	34,056			6	150,855
4-16	D	at New York	4-8	8-6	2	-1.0	Nelson	FUSSELL (1-1)	36,724			7	187,579
4-18	N	at Minnesota	1-3	8-7	3	-1.0	Radke	SUPPAN (1-1)	6,630			8	194,209
4-19	N	at Minnesota	6-7	8-8	3	-1.5	Carrasco	SANTIAGO (2-1)	7,606			9	201,815
4-20	D	at Minnesota	7-9	8-9	3	-2.0	Bergman	ROSADO (1-2)	9,213			10	211,028
4-21	N	at Seattle	2-10	8-10	T3	-3.0	Rodriguez	DURBIN (1-1)	37,034			11	248,062
4-22	D	at Seattle	2-4	8-11	T3	-4.0	Tomko	WITASICK (0-4)	38,200			12	286,262
4-23	D	at Seattle	5-8	8-12	4	-5.5	Rhodes	BOTTALICO (2-1)	29,701			13	315,963
4-25	N	Tampa Bay	7-6	9-12	4	-4.5	REICHERT (1-0)	Lopez	14,677	8			158,048
4-26	N	Tampa Bay	7-6	10-12	4	-4.5	BOTTALICO (3-1)	Lopez	14,209	9			172,257
4-28	N	Seattle	8-5	11-12	3	-5.0	BATISTA (1-0)	Tomko	36,317	10			208,574
4-29	N	Seattle	3-11	11-13	3	-6.0	Sele	SUPPAN (1-2)	26,879	11			235,453
4-30	D	Seattle	6-3	12-13	3	-5.0	ROSADO (2-2)	Meche	23,568	12			259,021
5-1	N	Oakland	5-7	12-14	3	-5.0	Olivares	REICHERT (1-1)	14,544	13			273,565
5-2	N	Oakland	8-7 (10)	13-14	3	-4.0	RAKERS (1-0)	Isringhausen	13,224	14			286,789
5-3	N	Oakland	5-14	13-15	3	-5.0	Heredia	SUPPAN (1-3)	13,344	15			300,133
5-5	N	Chicago	5-1	14-15	3	-4.0	FUSSELL (2-1)	Eldred	19,622	16			319,755
5-6	N	Chicago	11-5	15-15	3	-3.0	SPRADLIN(1-1)	Sirotka	28,300	17			348,055
5-7	D	Chicago	12-8	16-15	3	-2.0	BOTTALICO (4-1)	Wunsch	23,107	18			371,162
5-8	N	at Detroit	4-1 (11)	17-15	3	-1.0	SANTIAGO (3-1)	Brocail	20,340			14	336,303
5-9	N	at Detroit			T2	-1.5	Postponed due to rain. Rescheduled for July 22						
5-10	D	at Detroit	6-0	18-15	2	-0.5	FUSSELL (3-1)	Nomo	31,529			15	367,832
5-11	N	at Cleveland	0-16	18-16	T2	-1.0	Wright (3-2)	DURBIN (1-2)	41,905			16	409,737
5-12	N	at Cleveland	3-7	18-17	3	-1.0	Colon	BATISTA (1-1)	42,801			17	452,538
5-13	D	at Cleveland	6-7(12)	18-18	3	-2.0	Reed	REICHERT (1-2)	40,689			18	493,227
5-14	D	at Cleveland	5-4	19-18	3	-2.0	SUZUKI (1-0)	Finley	40,530			19	533,757
5-15	N	at Oakland	3-6	19-19	3	-2.5	Mulder	FUSSELL (3-2)	6,836			20	540,593
5-16	D	at Oakland	8-7	20-19	3	-2.5	Reichert (2-2)	Jones	13,232			21	553,825
5-17	D	at Oakland	4-3	21-19	3	-1.5	Batista (2-1)	Olivares (3-4)	17,493			22	571,318
5-19	N	at Anaheim	4-6	21-20	3	-2.5	Percival	SUPPAN (1-4)	26,561			23	597,879
5-20	N	at Anaheim	8-9	21-21	3	-3.5	Hasegawa	REICHERT (2-3)	30,869			24	628,748
5-21	D	at Anaheim	10-6	22-21	3	-3.5	SANTIAGO (4-1)	Bottenfield	28,052			25	656,800
5-23	N	Texas	3-4	22-22	3	-4.0	Helling	BATISTA (2-2)	19,680	19			390,842
5-24	N	Texas	3-0	23-22	3	-3.0	SUPPAN (2-4)	Rogers	14,191	20			405,033
5-25	N	Texas	3-5	23-23	3	-3.0	Loaiza	SANTIAGO (4-2)	20,992	21			426,025
5-26	N	Anaheim	9-4	24-23	3	-3.0	FUSSELL (4-2)	Weaver	22,394	22			448,419
5-27	N	Anaheim	6-5 (10)	25-23	3	-3.0	REICHERT (3-3)	Weaver	30,024	23			478,443
5-28	D	Anaheim	4-8	25-24	3	-2.5	Cooper	BATISTA (2-3)	23,645	24			502,088
5-30	N	at Boston	2-8	25-25	3	-3.5	Fassero	SUPPAN (2-5)	31,861			26	688,661
5-31	N	at Boston	9-7	26-25	3	-3.5	SUZUKI (2-0)	Schourek	32,503			27	721,164
6-1	N	at Boston	13-11	27-25	3	-3.0	SANTIAGO (5-2)	Lowe	32,661			28	753,825
6-2	N	at Pittsburgh	3-9	27-26	3	-4.0	Ritchie	BATISTA (2-4)	23,527			29	777,352

# 2000 Day-by-Day Record

Date	D-N	Opp.	Score	Rec.	Pos.	GB	Winning Pitcher	Losing Pitcher	Daily Att.	H #	Att. Tot	Rd #	Att. Total
6-3	N	at Pittsburgh	16-3	28-26	3	-3.0	WITASICK (1-4)	Schmidt	26,264			30	803,616
6-4	D	at Pittsburgh	7-5(11)	29-26	3	-3.0	RAKERS (2-0)	Christiansen	27,915			31	831,531
6-5	N	at St. Louis	7-4	30-26	3	-3.0	SUZUKI (3-0)	Hentgen	43,625			32	875,156
6-6	N	at St. Louis	4-5	30-27	3	-4.0	Andy Benes	WITASICK (1-5)	40,017			33	915,173
6-7	N	at St. Louis	2-4	30-28	3	-5.0	Kile	BATISTA (2-5)	37,444			34	952,617
6-9	N	Pittsburgh	6-5 (10)	31-28	3	-5.0	SPRADLIN (2-1)	Christiansen	30,963	25	516,516		
6-10	N	Pittsburgh	2-1 (12)	32-28	3	-5.0	BOTTALICO (5-1)	Silva	34,868	26	547,479		
6-11	D	Pittsburgh	6-10 (10)	32-29	3	-5.0	Sauerbeck	SPRADLIN (2-2)	26,495	27	582,347		
6-12	N	Seattle	3-5	32-30	3	-6.0	Moyer	BATISTA (2-6)	18,435	28	608,842		
6-13	N	Seattle	0-7 (6)	32-31	3	-7.0	Meche	LAXTON (0-1)	14,428	29	627,277		
6-14	D	Seattle	5-4	33-31	3	-7.0	BOTTALICO (6-1)	Sasaki	27,028	30	654,305		
6-16	N	Oakland	3-8	33-32	3	-8.5	Jones	REICHERT (3-4)	19,569	31	673,874		
6-17	N	Oakland	4-10	33-33	3	-9.5	Appier	WITASICK (1-6)	26,077	32	699,951		
6-18	D	Oakland	3-21	33-34	3	-10.5	Heredia	D'AMICO (0-1)	25,180	33	725,131		
6-20	N	at Anaheim	8-6	34-34	3	-10.0	SANTIAGO (6-2)	Percival	16,711			35	969,328
6-21	N	at Anaheim	1-3	34-35	3	-10.0	Washburn	SUZUKI (3-1)	16,169			36	985,497
6-22	N	at Anaheim	3-4	34-36	3	-11.0	Belcher	WITASICK (1-7)	17,805			37	1,003,302
6-23	N	at Oakland	6-10	34-37	3	-12.0	Appier	DURBIN (1-3)	16,816			38	1,020,118
6-24	D	at Oakland	8-3	35-37	3	-11.0	BOTTALICO (7-1)	Heredia	25,318			39	1,045,436
6-25	D	at Oakland	3-4	35-38	3	-12.0	Mulder	SUPPAN (2-6)	26,115			40	1,071,551
6-27	N	Cleveland	1-12	35-39	3	-12.0	Finley	SUZUKI (3-2)	16,809	34	742,039		
6-28	N	Cleveland	8-1	36-39	3	-12.0	WITASICK (2-7)	Davis	19,522	35	761,561		
6-29	N	Cleveland	6-1	37-39	3	-11.0	DURBIN (2-3)	Colon	25,295	36	786,856		
6-30	N	Detroit	1-3	37-40	3	-12.0	Weaver	REICHERT (3-5)	23,396	37	810,252		
7-1	N	Detroit	7-8	37-41	3	-13.0	Brocail	BOTTALICO (7-2)	21,271	38	831,523		
7-2	D	Detroit	0-2	37-42	3	-14.0	Nomo	SUZUKI (3-3)	17,500	39	849,023		
7-3	N	Chicago	10-14	37-43	3	-15.0	Pena	SANTIAGO (6-3)	24,496	40	873,519		
7-4	N	Chicago	10-7	38-43	3	-14.0	SPRADLIN (3-2)	Garland	29,884	41	903,403		
7-5	N	Chicago	3-6 (13)	38-44	3	-15.0	Wunsch	BOCHTLER (0-1)	15,009	42	918,412		
7-7	N	at Houston	5-9	38-45	3	-16.0	Elarton	STEIN (0-1)	36,840			41	1,108,391
7-8	N	at Houston	5-2	39-45	3	-15.0	SUZUKI (4-3)	Miller (0-1)	42,585			42	1,150,976
7-9	D	at Houston	6-9	39-46	3	-15.0	Lima	WITASICK (2-8)	39,402			43	1,190,378
7-13	N	Milwaukee	2-5	39-47	4	-15.0	Wright	STEIN (0-2)	18,525	43	936,937		
7-14	N	Milwaukee	0-4	39-48	4	-15.0	D'Amico	SUZUKI (4-4)	29,473	44	966,410		
7-15	N	Milwaukee	7-4	40-48	4	-15.0	SUPPAN (3-6)	Laynes	23,598	45	999,008		
7-16	N	Chicago-NL	7-10	40-49	4	-16.0	Wood	REICHERT (3-6)	36,855	46	1,026,863		
7-17	N	Chicago-NL	1-3	40-50	4	-17.0	Downs	DURBIN (2-4)	37,355	47	1,064,218		
7-18	N	Chicago-NL	12-4	41-50	4	-17.0	STEIN (1-2)	Valdes	28,898	48	1,093,116		
7-19	N	at Cleveland	10-5	42-50	4	-16.0	SUZUKI (5-4)	Finley	43,248			44	1,233,626
7-20	N	at Cleveland	10-6	43-50	3	-16.0	SUPPAN (4-6)	Brower	43,222			45	1,276,848
7-21	N	at Detroit	4-0	44-50	3	-15.5	REICHERT (C, 4-6)	Weaver	38,738			46	1,315,586
7-22	D	at Detroit	8-5	45-50	3	-15.5	WITASICK (3-8)	Mlicki	36,917			47	1,352,503
7-22	N	at Detroit	6-10	45-51	4	-15.5	Cruz	BOCHTLER (0-2)	35,046			48	1,387,549
7-23	D	at Detroit	9-12	45-52	4	-16.5	Brocail	BYRDAK (0-1)	35,416			49	1,423,962
7-24	N	at Chicago	6-7	45-53	4	-15.5	Wunsch	SUZUKI (5-5)	34,473			50	1,458,435
7-25	N	at Chicago	6-1	46-53	3	-14.5	SUPPAN (5-6)	Parque	21,091			51	1,479,526
7-26	D	at Chicago	7-6	47-53	3	-14.5	SPRADLIN (4-2)	Howry	26,615			52	1,506,141
7-27	N	Tampa Bay	5-8	47-54	3	-15.5	Rupe	DURBIN (2-5)	20,898	49	1,114,014		
7-28	N	Tampa Bay	3-10	47-55	3	-15.5	Rekar	STEIN (1-3)	17,511	50	1,131,525		
7-29	N	Tampa Bay	1-2	47-56	4	-15.5	Lopez	SUZUKI (5-6)	29,162	51	1,160,687		
7-30	D	Tampa Bay	6-7(10)	47-57	4	-16.5	Sturtze	SPRADLIN (4-3)	16,612	52	1,177,299		
8-1	N	at New York	4-5	47-58	4	-17.5	Nelson	BOTTALICO (7-3)	32,649			53	1,538,790
8-2	D	at New York	4-1	48-58	4	-16.5	STEIN (2-3)	Neagle	38,993			54	1,577,783
8-3	N	at New York	2-3	48-59	4	-17.0	Rivera	SPRADLIN (4-4)	33,829			55	1,611,612

# 2000 Day-by-Day Record

Date	D-N	Opp.	Score	Rec.	Pos.	GB	Winning Pitcher	Losing Pitcher	Daily Att.	H #	Att. Tot	Rd #	Att. Total
8-4	N	at Boston	4-5	48-60	5	-17.0	Garces	LARKIN (0-1)	33,702			56	1,645,314
8-5	D	at Boston	7-5	49-60	4	-17.0	MEADOWS (1-0)	Cormier	31,441			57	1,676,755
8-6	D	at Boston	3-1	50-60	4	-17.0	REICHERT (5-6)	Wakefield	33,442			58	1,710,197
8-7	N	Toronto	8-7	51-60	4	-16.5	STEIN (3-3)	Loaiza	17,533	53	1,194,832		
8-8	N	Toronto	1-6	51-61	4	-16.0	Castillo	SUZUKI (5-7)	14,086	54	1,208,918		
8-9	N	Toronto	5-3	52-61	4	-16.0	SUPPAN (6-6)	Trachsel	14,198	55	1,223,116		
8-10	D	Toronto	7-15	52-62	4	-16.0	Carpenter	FUSSELL (4-3)	18,188	56	1,241,304		
8-11	N	Baltimore	7-6	53-62	4	-16.0	REICHERT (6-6)	Mussina	20,941	57	1,262,244		
8-12	N	Baltimore	11-12	53-63	4	-17.0	Groom	BOTTALICO (7-4)	36,658	58	1,298,902		
8-13	D	Baltimore	10-5	54-63	4	-15.5	SUZUKI (6-7)	Brea	16,702	59	1,315,604		
8-15	N	at Minnesota	2-6	54-64	4	-16.5	Milton	SUPPAN (6-7)	9,743			59	1,719,940
8-16	N	at Minnesota	9-3	55-64	4	-16.5	MEADOWS(2-0)	Romero	9,617			60	1,729,557
8-17	D	at Minnesota	8-4	56-64	4	-15.5	REICHERT (7-6)	Redman	16,376			61	1,745,933
8-18	N	at Baltimore	4-1	57-64	4	-15.5	STEIN (C, 4-3)	Rapp	40,265			62	1,786,198
8-19	N	at Baltimore	7-0	58-64	4	-15.5	SUZUKI (C, 7-7)	Mercedes	43,827			63	1,830,025
8-20	D	at Baltimore	1-2	58-65	4	-15.5	Ponson	WILSON (0-1)	38,753			64	1,868,778
8-21	N	at Baltimore	1-2	58-66	4	-15.5	Mussina	MEADOWS (C, 2-1)	33,365			65	1,902,143
8-22	N	at Toronto	5-7	58-67	4	-16.0	Escobar	SANTIAGO (6-4)	22,551			66	1,924,694
8-23	N	at Toronto	8-9	58-68	4	-17.0	Escobar	LARKIN (0-2)	22,616			67	1,947,310
8-24	N	Boston	7-9	58-69	4	-17.0	Pichardo	LARKIN (0-3)	18,928	60	1,334,532		
8-25	N	Boston	6-2	59-69	4	-17.0	SUPPAN (C, 7-7)	Florie	20,028	61	1,354,560		
8-26	N	Boston	3-5	59-70	4	-17.0	Arrojo	MEADOWS (2-2)	30,199	62	1,384,759		
8-27	D	Boston	11-7	60-70	4	-17.0	REICHERT (8-6)	Wakefield	17,037	63	1,401,796		
8-29	N	Minnesota	7-3	61-70	4	-16.5	STEIN (5-3)	Romero	11,931	64	1,413,727		
8-30	D	Minnesota	8-7	62-70	4	-16.5	SUZUKI (8-7)	Redman	13,273	65	1,427,000		
8-31	N	at Tampa Bay	1-2	62-71	4	-17.0	Fiore	SUPPAN (7-8)	13,608			68	1,960,918
9-1	N	at Tampa Bay	9-5	63-71	4	-17.0	MEADOWS (3-2)	Rupe	18,460			69	1,979,378
9-2	D	at Tampa Bay	7-5	64-71	4	-17.0	SANTIAGO (7-4)	Hernandez	23,129			70	2,002,507
9-3	D	at Tampa Bay	8-2	65-71	4	-17.0	STEIN (6-3)	Eiland	16,998			71	2,019,505
9-4	N	New York	3-4	65-72	4	-17.0	Pettitte	SUZUKI (8-8)	21,774	66	1,448,774		
9-5	N	New York	5-10	65-73	4	-17.0	Gooden	SUPPAN (7-9)	15,025	67	1,463,799		
9-6	N	New York	3-2	66-73	4	-17.0	MEADOWS (4-2)	Stanton	15,637	68	1,479,436		
9-7	N	New York	3-7	66-74	4	-18.0	Neagle	BOTTALICO (7-5)	20,933	69	1,500,369		
9-8	N	Texas	5-6	66-75	4	-19.0	Glynn	STEIN (6-4)	14,705	70	1,515,074		
9-9	N	Texas	5-6	66-76	4	-19.0	Zimmerman	SUZUKI (8-9)	26,009	71	1,541,083		
9-10	D	Texas	13-8	67-76	4	-18.5	SUPPAN (8-9)	Oliver	13,012	72	1,554,095		
9-11	N	at Seattle	6-3	68-76	4	-18.5	MEADOWS (5-2)	Halama	33,366			72	2,052,871
9-12	N	at Seattle	3-11	68-77	4	-18.5	Garcia	REICHERT (8-7)	36,520			73	2,089,391
9-13	N	at Seattle	1-2	68-78	4	-19.5	Mesa	BOTTALICO (7-6)	31,385			74	2,120,776
9-14	N	at Texas	1-8	68-79	4	-20.0	Davis	SUZUKI (8-10)	26,978			75	2,147,754
9-15	N	at Texas	1-2	68-80	4	-20.0	Wetteland	SANTIAGO (7-5)	32,050			76	2,179,804
9-16	N	at Texas	8-5	69-80	4	-20.0	MEADOWS (6-2)	Sikorski	37,668			77	2,217,472
9-17	D	at Texas	5-6	69-81	4	-19.5	Rogers	REICHERT (8-8)	28,473			78	2,245,945
9-19	N	Anaheim	5-1	70-81	4	-19.5	STEIN (7-4)	Ortiz	12,873	73	1,566,968		
9-20	N	Anaheim	4-7 (10)	70-82	4	-20.5	Percival	SANTIAGO (7-6)	11,442	74	1,578,410		
9-21	N	Anaheim	8-3	71-82	4	-20.0	SUPPAN (C, 9-9)	Schoeneweis	12,690	75	1,591,100		
9-22	N	Cleveland	3-2	72-82	4	-20.5	BOTTALICO (8-6)	Karsay	15,036	76	1,606,136		
9-23	N	Cleveland	1-11	72-83	4	-21.5	Colon	REICHERT (8-9)	20,253	77	1,626,389		
9-24	D	Cleveland	9-0	73-83	4	-20.0	STEIN (8-4)	Nagy	12,606	78	1,638,995		
9-26	N	Detroit	7-6	74-83	4	-19.0	BOTTALICO (9-6)	Blair	11,731	79	1,650,726		
9-27	N	Detroit	3-0	75-83	4	-18.0	SUPPAN (C, 10-9)	Nomo	12,187	80	1,662,913		
9-28	N	Detroit	8-5	76-83	T3	-17.0	SANTIAGO (8-6)	Jones	15,002	81	1,677,915		
9-29	N	at Chicago	4-6	76-84	4	-18.0	Bradford	REICHERT (8-10)	17,735			79	2,263,680
9-30	N	at Chicago	1-9	76-85	4	-19.0	Wells	STEIN (8-5)	29,692			80	2,293,372
10-1	D	at Chicago	6-2	77-85	4	-18.0	FUSSELL (5-3)	Baldwin	30,071			81	2,323,443

# 2000 Royals Season Recap

**GENERAL:** The Kansas City Royals finished in 4th place in the American League Central, 18.0 games behind the division champion Chicago White Sox...the Royals finished the 1st half of the season 15.0 games behind Chicago after dropping 18 of their last 24 games before the All-Star game...Kansas City established club records in runs scored (879), hits (1,644) and team batting average (.288) in 2000...the Royals pitching staff also surrendered a club record 930 runs and logged the highest ERA in Royals history at 5.48.

**RECORD:** The Royals finished 4th in the American League's Central Division with a 77-85 record, marking a 13-game improvement over the 1999 campaign (64-97)...after jumping out to an 8-3 record, their best start since 1978, the Royals dropped a season-high 9 straight games from April 14-April 22...KC was 39-46 at the All-Star break and 38-39 in the 2nd half of the season.

**ATTENDANCE:** The Royals drew 1,677,915 fans in 81 home dates at Kauffman Stadium, an average of 20,715 fans per game...the total marked an increase of 171,847 fans over the 1999 total when Kansas City averaged 19,309 fans per game...the average attendance ranked as the 12th best mark in the league...the 3-game series against the Cubs at Kauffman Stadium on July 16-18 drew 103,108 fans, the best-attended series of the season...the home opener against Minnesota on April 7 drew 40,474 fans, which ranked 4th among home opener attendance in club history and the largest since 1988 (40,648)...the Royals attracted 37,355 people on July 16 for the 1st game of the interleague series with the Cubs, the highest total at Kauffman Stadium besides the home opener...the Royals drew 2,323,443 in 81 road dates, an average of 28,684 to rank 8th in the league.

**BY MONTHS:** The Royals started the 2000 campaign by logging a 12-13 mark in April after jumping out to an 8-3 start and then enduring a 9-game losing streak...it was their 11th straight sub-.500 April...Kansas City recorded its 1st winning month since August 1998 with a 14-12 mark in May...the Royals stumbled in June, managing just an 11-15 mark before enduring a 10-17 mark in July...the club rebounded by logging a 15-14 mark in August and went 14-14 in September...the Royals were 1-0 in October to close out the year.

**HOME AND ROAD:** The Royals registered a 42-39 record at Kauffman Stadium, their 1st winning home mark since the strike-shortened 1994 season (35-24)...the Royals rolled against Baltimore (5-1) and Minnesota (5-1) at Kauffman Stadium, while also posting winning records against Cleveland (4-2), Chicago (4-2) and Anaheim (4-2)...they recorded .500 marks against Boston (2-2), Toronto (2-2), Detroit (3-3) and Seattle (3-3)...Kansas City struggled at home against New York (1-3), Tampa Bay (2-4), Oakland (1-5) and Texas (2-4)...the Royals registered winning marks at Boston (4-2), Tampa Bay (3-1) and Detroit (4-2) and posted .500 records at Baltimore (2-2), Cleveland (3-3), Chicago (3-3) and Oakland (3-3)...Kansas City struggled on the road at New York (1-5), Toronto (2-4), Minnesota (2-4), Anaheim (2-4), Seattle (1-5) and Texas (1-3).



Joe Randa was one of three Royals to drive in over 100 runs last season, finishing with a career-high 106 RBI.

**BY DIVISION:** KC owned a 24-26 record versus the A.L.'s Eastern Division teams (12-12 at home and 12-14 on the road)...the Royals posted winning records against Baltimore (7-3) and Boston (6-4), while registering marks of 5-5 against Tampa Bay, 4-6 against Toronto and 2-8 against the New York Yankees...Kansas City posted a 28-20 record against Central Division opponents (16-8 at home, 12-12 on the road), winning 7 of 12 games from Cleveland, Chicago, Detroit and Minnesota...the Royals managed just a 17-29 record against Western Division foes (10-14 at home and 7-15 on the road)...the Royals went 6-6 against Anaheim to manage a series split, but owned just a 4-8 mark against Oakland and Seattle and went 3-7 against Texas.



Jermaine Dye (left) and Mike Sweeney were both selected to the American League team in the 2000 Major League All-Star Game. Dye was the second-leading vote getter among A.L. outfielders.

**INTERLEAGUE GAMES:** The Royals logged an 8-10 record against National League foes in 2000...Kansas City posted a 4-2 record against Pittsburgh, its only winning record against a team from the Senior Circuit...the Royals managed just 1-2 marks at Houston and St. Louis and at home against the Cubs and the Brewers.

**THE ROSTER:** The Royals used 44 players during the 2000 season...the roster included 20 position players and 24 pitchers.

**THE ROOKIES:** Kansas City used 10 rookies in the 2000 campaign...another rookie, Orber Moreno, spent the season on the disabled list...the Opening Day roster included 2 rookies (Chad Durbin and Mark Quinn)...the remaining rookies to don a Royals uniform during the season include Dee Brown, Jeff D'Amico, Brett Laxton, Scott Mullen, Dan Murray, Hector Ortiz, Jason Rakers and Kris Wilson.

**OFFENSE:** The Royals ended the 2000 season with 879 runs scored, breaking the club record of 856 set in 1999...the team also logged a franchise record .288 career batting average, finishing 2nd in the league just behind Cleveland...KC also led the A.L. with a franchise-best 1,644 hits...the Royals stole 121 bases and were caught just 35 times for a 78 percent success rate, the best in the league...KC has now stolen at least 100 bases in 14 consecutive seasons and 29 out of 32 years.

**HOME RUNS:** Jermaine Dye belted 33 home runs on the season to lead the club in that department for the 2nd straight year...he hit a team-high 11 homers in April, the most by any Royal in the 1st month of the season...the Royals blasted 150 home runs on the season, the 5th highest total in franchise history...Kansas City also established a club record by connecting for 4 home runs in an inning in the 6th inning of the May 26 game vs. Anaheim...Jermaine Dye and Mark Quinn started the frame with back-to-back dingers before Brian Johnson and Carlos Febles each belted 3-run blasts...the Royals also had 6 players notch multi-homer games: Beltran (6/29 vs. Cle.), Damon (5/6 vs. Chi.), Dye (4/26 vs. TB, 7/25 at Chi., 8/12 vs. Bal.), Quinn (4/19 at Min., 8/11 vs. Bal.), Randa (4/5 at Tor.) and Sweeney (4/7 vs. Min., 9/12 at Sea.).

**GRAND SLAMS:** Kansas City belted 6 grand slams on the season, including 2 by slugger Jermaine Dye off Tampa Bay's Ryan Rupe (April 26 and September 1)...Jorge Fabregas connected for a grand slam off Chicago's Kevin Beirne on July 3 en route to posting a career-high 6 RBI...Dave McCarty belted a grand slam off Chuck Finley to give the Royals the lead in a 10-5 win at Cleveland on July 19...Johnny Damon hit Kansas City's final grand slam of the season off Jeff Zimmerman at Texas on September 19.

**DESIGNATED HITTING:** Nine different Royals started a game as the designated hitter during the year: Mark Quinn (48), Mike Sweeney (45), Johnny Damon (25), Todd Dunwoody (10), Jermaine Dye (10), Carlos Beltran (7), Dave McCarty (5), Scott Pose (2) and Joe Randa (1)...the DHs combined to hit at a .283 clip with 19 home runs and 101 RBI.

**PINCH HITTING:** KC pinch hitters logged a .252 average (30-for-119) with 1 home run and 18 RBI...Dave McCarty was the Royals most effective pinch hitter, going 9-for-23 (.391) with 9 RBI and 1 homer...his dinger on May 27 was the 51st pinch hit home run in club history and the 1st since Shane Mack connected at Texas on May 22, 1998.

**PITCHING:** The Royals pitching staff surrendered the most runs (930) in franchise history during the 2000 campaign...the team's ERA of 5.48 also was the highest in history and the Royals led the league with a club record of 239 home runs allowed...the club also finished last in the A.L. circuit in saves (29), base on balls (693) and wild pitches (77), while tying Texas for the most earned runs allowed (876).

**STARTERS:** Twelve Royals started games in 2000, with Jeff Suppan (33) and Mac Suzuki (29) leading the way...Suppan led the team with 10 victories...the starters were 48-55 with a 5.54 ERA, ranking 12th in the league...after logging just 3 complete games through the first 120 contests of the season, the Royals rotation registered 3 complete games in a 4-game stretch from Aug. 18-21 (Suzuki, Suppan, Meadows) and ended the season with 10 route-going performances...Suppan and Dan Reichert notched the only complete-game shutouts for the Royals.

**RELIEVERS:** The Kansas City bullpen struggled again in 2000, converting just 29 of 55 save opportunities...the team's 29 saves were the fewest in the A.L. and the 30 relief losses were the most in the circuit...the relievers ERA of 5.59 also ranked last in the league...Ricky Bottalico led the club with 16 saves in his 1st season in a Royals uniform.

**FIELDING:** The Royals fielded at a .983 percentage, the 4th-best mark in the league...Kansas City finished 2nd in the A.L. with 185 double plays, the 3rd-most in club history...Rey Sanchez recorded the top fielding season by a shortstop in club history and ranked as the league's 2nd-best fielding shortstop...Jermaine Dye led the Royals with 11 outfield assists and came away with his 1st Gold Glove Award in 2000.

**CLOSE GAMES & EXTRA INNINGS:** Kansas City thrived in close games to start the year before falling to 21-26 on the season in 1-run decisions...the Royals also managed just a 9-17 mark in games decided by 2 runs...the club did use home-field advantage to its favor in close ones at "The K", going 16-8 in 1-run games at home...the Royals were involved in 15 extra-inning games during the season, logging a 7-8 mark...Kansas City was 5-5 at home and 2-3 on the road.

**ALL-STARS:** Outfielder Jermaine Dye earned the start in right field for the All-Star Game held July 11 at Turner Field in Atlanta...he garnered the 2nd-most votes of any A.L. outfielder with 1,486,448 votes, behind only New York's Bernie Williams (1,568,209)...he became the 1st Royal elected to the A.L. All-Star team since Bo Jackson in 1989...Mike Sweeney was chosen as a reserve for the A.L. squad and teamed with Dye to become the 1st pair of Royals All-Stars since 1989 (Jackson and Mark Gubicza)...Dye went 0-for-2 but scored a run in the A.L.'s 6-3 win...Mike Sweeney reached on an error in his only plate appearance.

**AWARD RECIPIENTS:** Jermaine Dye and Jose Santiago earned Royals Pitcher and Player of the Month honors for April...it was the 2nd monthly award for Dye, who was also named the American League Player of the Month for April, and 1st for Santiago...Mike Sweeney and Jerry Spradlin were selected by the Kansas City media in May...Sweeney grabbed his 2nd straight honor in June along with pitcher Ricky Bottalico...Johnny Damon dominated the voting in the second half of the season, picking up back-to-back-to-back awards for July, August and September...he was also named American League Player of the Month for July...Mac Suzuki snagged the 1st pitching award of his career in July and Dan Reichert did the same for the month of August...Blake Stein, who missed the 1st half of the season, finished strong and was named Royals Pitcher of the Month for September.

### RECOUNTING THE MAGIC: Royals victories in their last at-bat

**April 7 vs. Minnesota:** The Royals overcame a 6-0 5th inning deficit to tie the score in the 7th...they scored 8 times in the 8th, highlighted by Mike Sweeney's 3-run homer to win by a 10-6 score.

**April 10 vs. Minnesota:** Johnny Damon led off the bottom of the 9th with a solo homer off LaTroy Hawkins, giving the Royals a 6-5 win.

**April 11 vs. Baltimore:** The Royals scored 3 times in the 8th before Brian Johnson belted a 2-run homer in the bottom of the 12th off Tim Worrell for a 7-5 win.

**April 12 vs. Baltimore:** The Royals rallied from a 6-0 deficit to post a 7-6 win...Rey Sanchez won it in the bottom of the 9th with a 3-run homer off Mike Trombley.

**April 13 vs. Baltimore:** The Royals blew a 5-0 lead but posted a 6-5 win when Carlos Beltran singled home Rey Sanchez in the 9th.

**April 25 vs. Tampa Bay:** The Royals overcame a 5-1 deficit and pushed across the game-winner in the bottom of the 9th when Albie Lopez threw away Mark Quinn's come-backer, allowing Carlos Beltran to score the winning run in a 7-6 Kansas City victory.

**April 26 vs. Tampa Bay:** The Royals blew a 6-1 lead, but for the 2nd night in a row, Mark Quinn faced Albie Lopez with Carlos Beltran in scoring position and the game on the line...Quinn singled to left, giving the Royals another 7-6 win.

**May 2 vs. Oakland:** Oakland took a 2-run lead in the top of the 10th, but Mark Quinn tied the score with a 2-run homer before Carlos Febles drove in Rey Sanchez in the bottom of the 10th for an 8-7 win.

**May 7 vs. Chicago:** Mike Sweeney singled home Rey Sanchez, breaking a 7-7 tie, and Carlos Beltran hit a 3-run double to highlight a 5-run 8th inning in Kansas City's 12-8 win.

**May 8 at Detroit:** Jermaine Dye stroked a 2-out, 2-run double in the top of the 11th inning as the Royals outlasted the Tigers in Detroit, 4-1...the win snapped a 9-game road losing streak.

**May 16 at Oakland:** The Royals fell behind



Jeff Suppan led the Royals with 10 wins and 217 innings pitched in 2000.

### 2000 Runs and Runs Allowed

**Scoring Runs:** Royals record when scoring each number of runs:

0	1	2	3	4	5	6	7	8	9	10	11	12	13	14	15	16	17
0-4	0-15	1-7	5-18	6-10	7-11	11-8	14-6	14-2	6-1	6-1	2-2	2-0	2-0	0-0	0-0	1-0	0-0

**Runs Allowed:** Royals record when allowing each number of runs:

0	1	2	3	4	5	6	7	8	9	10	11	12	13	14	15	16	21
6-0	10-0	7-6	11-5	7-7	16-8	10-10	7-12	2-8	0-8	0-8	1-3	0-4	0-1	0-2	0-1	0-1	0-1

5-1 after an inning, but clawed back to tie the score at 6-6 in the 7th on an RBI single by Jorge Fabregas... Fabregas delivered again with a 2-out, 2-run single in the top of the 9th for an 8-7 win.

**May 27 vs. Anaheim:** Dave McCarty blasted a pinch-hit, game-tying 2-run homer off Troy Percival in the bottom of the 9th...Carlos Beltran scored on a 1-out, bases-loaded foul pop to 1st baseman Mo Vaughn with the game winner in the bottom of the 10th for a 6-5 victory.

**June 4 at Pittsburgh:** After Wil Cordero blasted a 2-out, game-tying solo homer in the bottom of the 9th, the Royals put 3 runs on the board in the 11th and held on for a 7-5 win over the Pirates...Dave McCarty's 2-run double provided the margin of victory.

**June 9 vs. Pittsburgh:** After the Royals blew a 5-1 lead, Jeff Reboulet singled home Rey Sanchez with the winning run in the bottom of the 10th inning, lifting the Royals to a 6-5 win over the Pirates.

**June 10 vs. Pittsburgh:** The Bucs tied the game in the 9th inning to spoil a shutout bid by Mac Suzuki...Mike Sweeney's single scored Johnny Damon with the game-winner in the bottom of the 12th.

**June 14 vs. Seattle:** Joe Randa stroked an RBI triple and scored the game-winner on a bases-loaded walk to Scott Pose in the bottom of the 9th to give the Royals a 5-4 victory over the Mariners.

**June 20 at Anaheim:** Kansas City scored a pair of runs in the 7th and 3 more in the 9th to notch an 8-6 win over the Angels.

**July 26 at Chicago:** After squandering a 4-run lead, the Royals rallied for 3 runs with 2 outs in the 9th to claim a 7-6 win...pinch-hitter Dave McCarty singled home the tying run, while Johnny Damon and Rey Sanchez drove in the other 2 runs in the final frame.

**Sept. 2 vs. Tampa Bay:** KC matched its 1999 win total with a 7-5 victory...Wilson Delgado tied the game in the 6th with a 2-RBI single ...he also led off the 9th with a double and scored the winning run.

**Sept. 6 vs. New York:** The Royals rallied for 2 runs in the 9th to pull out a 3-2 win...Carlos Febles delivered an RBI double to tie the game at 2-2 and scored the winning run on Johnny Damon's RBI single.

**Sept. 22 vs. Cleveland:** Gregg Zaun belted a solo shot with 2 out in the 8th inning to give the Royals a 3-2 win over the Indians.

**Sept. 26 vs. Detroit:** Luis Ordaz delivered a game-winning single to score Johnny Damon in the bottom of the 9th for a 7-6 win over the Tigers.

**Sept. 28 vs. Detroit:** The Royals battled back from a 5-0 deficit in the home finale vs. the Tigers...KC pushed across 7 runs in the 8th inning for an 8-5 win.

### 2000 Royals Starts by Position

<b>P:</b>	Suppan (16-17), Suzuki (12-17), Reichert (8-10), Stein (8-9), Durbin (8-8), Witasick (5-9), Meadows (7-3), Fussell (7-2), Batista (3-6), Rosado (3-2), D'Amico (0-1), Laxton (0-1)
<b>C:</b>	Zaun (32-33), Fabregas (19-17), Johnson (14-21), Ortiz (12-14)
<b>1B:</b>	Sweeney (54-60), McCarty (23-25)
<b>2B:</b>	Febles (48-45), Reboulet (17-22), Ordaz (4-11), Delgado (8-7)
<b>SS:</b>	Sanchez (61-79), Ordaz (7-5), Delgado (5-1), Reboulet (4-0)
<b>3B:</b>	Randa (73-82), Reboulet (4-2), Delgado (0-1)
<b>LF:</b>	Quinn (37-39), Damon (31-34), Dunwoody (5-6), McCarty (0-3), Brown (2-1), Beltran (1-1), Pose (1-1)
<b>CF:</b>	Beltran (37-45), Damon (33-34), Dunwoody (7-5), Quinn (0-1)
<b>RF:</b>	Dye (69-76), Dunwoody (4-4), Beltran (0-3), McCarty (2-1), Quinn (2-1)
<b>DH:</b>	Quinn (28-29), Sweeney (23-22), Damon (12-13), Dunwoody (4-6), Dye (4-6), Beltran (3-4), McCarty (3-2), Pose (0-2), Randa (0-1)

### 2000 Royals Starts by Batting Order

<b>1st:</b>	Damon (76-81), Dunwoody (1-0), Ordaz (0-2), Sanchez (0-1), Febles (0-1)
<b>2nd:</b>	Sanchez (32-39), Febles (30-23), Reboulet (11-17), Delgado (4-2), Beltran (0-2), Randa (0-1), Ordaz (0-1)
<b>3rd:</b>	Sweeney (65-68), Beltran (11-15), Quinn (1-2)
<b>4th:</b>	Dye (73-82), Quinn (4-3)
<b>5th:</b>	Randa (30-38), Quinn (19-19), Sweeney (13-14), Beltran (13-13), McCarty (0-1)
<b>6th:</b>	Randa (41-45), Quinn (17-20), Beltran (11-8), McCarty (7-7), Dunwoody (0-4), Brown (1-0), Zaun (0-1)
<b>7th:</b>	McCarty (21-21), Quinn (18-18), Dunwoody (13-19), Beltran (8-14), Zaun (7-6), Fabregas (4-1), Ortiz (2-0), Brown (1-1), Johnson (1-1), Pose (0-2), Reboulet (0-1), Febles (0-1)
<b>8th:</b>	Zaun (26-25), Johnson (13-19), Ortiz (8-16), Fabregas (17-14), Dunwoody (4-1), Sanchez (1-4), Reboulet (3-1), Ordaz (1-3), Febles (2-0), McCarty (0-2), Delgado (1-0), Pose (1-0)
<b>9th:</b>	Sanchez (28-34), Febles (17-19), Ordaz (10-10), Reboulet (10-7), Delgado (8-7), Suzuki (2-0), Witasick (1-1), Batista (0-2), Suppan (1-0), Fabregas (0-1), Johnson (0-1), Pose (0-1), Fussell (0-1), Stein (0-1)

# 2000 Major League Standings

## AMERICAN LEAGUE

<i><b>EAST</b></i>	<b>WON</b>	<b>LOST</b>	<b>PCT.</b>	<b>GB</b>	<b>HOME</b>	<b>ROAD</b>
*New York	87	74	.540	-	44-36	43-38
Boston	85	77	.525	2.5	42-39	43-38
Toronto	83	79	.512	4.5	45-36	38-43
Baltimore	74	88	.457	13.5	44-37	30-51
Tampa Bay	69	92	.429	18.0	36-44	33-48
<i><b>CENTRAL</b></i>	<b>WON</b>	<b>LOST</b>	<b>PCT.</b>	<b>GB</b>	<b>HOME</b>	<b>ROAD</b>
*Chicago	95	67	.586	-	46-35	49-32
Cleveland	90	72	.556	5.0	48-33	42-39
Detroit	79	83	.488	16.0	43-38	36-45
<b>KANSAS CITY</b>	<b>77</b>	<b>85</b>	<b>.475</b>	<b>18.0</b>	<b>42-39</b>	<b>35-46</b>
Minnesota	69	93	.426	26.0	36-45	33-48
<i><b>WEST</b></i>	<b>WON</b>	<b>LOST</b>	<b>PCT.</b>	<b>GB</b>	<b>HOME</b>	<b>ROAD</b>
*Oakland	91	70	.565	-	47-34	44-36
y-Seattle	91	71	.562	-0.5	47-34	44-37
Anaheim	82	80	.506	9.5	46-35	36-45
Texas	71	91	.438	20.5	42-39	29-52

## NATIONAL LEAGUE

<i><b>EAST</b></i>	<b>WON</b>	<b>LOST</b>	<b>PCT.</b>	<b>GB</b>	<b>HOME</b>	<b>ROAD</b>
*Atlanta	95	67	.586	-	51-30	44-37
y-New York	94	68	.580	1.0	55-26	39-42
Florida	79	82	.491	15.5	43-38	36-44
Montreal	67	95	.414	28.0	37-44	30-51
Philadelphia	65	97	.401	30.0	34-47	31-50
<i><b>CENTRAL</b></i>	<b>WON</b>	<b>LOST</b>	<b>PCT.</b>	<b>GB</b>	<b>HOME</b>	<b>ROAD</b>
*St. Louis	95	67	.586	-	50-31	44-37
Cincinnati	85	77	.525	10.0	43-38	42-39
Milwaukee	73	89	.451	22.0	42-39	31-50
Houston	72	90	.444	23.0	39-42	33-48
Pittsburgh	69	93	.426	26.0	37-44	32-49
Chicago	65	97	.401	30.0	38-43	27-54
<i><b>WEST</b></i>	<b>WON</b>	<b>LOST</b>	<b>PCT.</b>	<b>GB</b>	<b>HOME</b>	<b>ROAD</b>
*San Francisco	97	65	.599	-	55-26	42-39
Los Angeles	86	76	.531	11.0	44-37	42-39
Arizona	85	77	.525	12.0	47-34	38-43
Colorado	82	80	.506	15.0	48-33	34-47
San Diego	76	86	.469	21.0	41-40	35-46

\* - DIVISION WINNER

y - WILD CARD WINNER

# 2000 Royals Statistics

PLAYER	AVG	G	AB	R	H	2B	3B	HR	RBI	SH	SF	HP	BB	SO	SB	CS	GDP	E	
Beltran,C	.247	98	372	49	92	15	4	7	44	2	4	0	35	69	13	0	12	6	
RIGHT	.310	-	71	-	22	4	0	4	12	1	2	0	4	16	-	-	2	-	
LEFT	.233	-	301	-	70	11	4	3	32	1	2	0	31	53	-	-	10	-	
Brown,D	.160	15	25	4	4	1	0	0	4	0	0	0	3	9	0	0	0	0	
Damon,J	.327	159	655	136	214	42	10	16	88	8	12	1	65	60	46	9	7	5	
Delgado,W	.258	64	128	21	33	2	0	1	11	0	2	0	11	26	2	1	2	4	
KC	.265	33	83	15	22	1	0	0	7	0	1	0	6	17	1	1	1	1	
RIGHT	.273	-	22	-	6	0	0	0	2	0	0	0	2	5	-	-	0	-	
LEFT	.262	-	61	-	16	1	0	0	5	0	1	0	4	12	-	-	1	-	
Dunwoody,T	.208	61	178	12	37	9	0	1	23	2	6	1	8	42	3	0	4	2	
Dye,J	.321	157	601	107	193	41	2	33	118	0	6	3	69	99	0	1	12	7	
Fabregas,J	.282	43	142	13	40	4	0	3	17	2	0	0	8	11	1	0	1	2	
Febles,C	.257	100	339	59	87	12	1	2	29	13	1	10	36	48	17	6	10	10	
Holbert,R	.250	3	4	0	1	0	0	0	0	0	0	0	0	2	0	0	0	0	
Johnson,B	.208	37	125	9	26	6	0	4	18	1	2	0	4	28	0	0	4	2	
McCarty,D	.278	103	270	34	75	14	2	12	53	0	3	0	22	68	0	0	6	5	
Ordaz,L	.221	65	104	17	23	2	0	0	11	4	3	1	5	10	4	2	6	1	
Ortiz,H	.386	26	88	15	34	6	0	0	5	2	0	1	8	8	0	0	0	1	
Pose,S	.188	47	48	6	9	0	0	0	1	0	0	0	6	13	0	1	1	0	
Quinn,M	.294	135	500	76	147	33	2	20	78	3	3	3	35	91	5	2	11	2	
Randa,J	.304	158	612	88	186	29	4	15	106	1	10	6	36	66	6	3	19	19	
Reboullet,J	.242	66	182	29	44	7	0	0	14	6	1	0	23	32	3	1	8	9	
Sanchez,R	.273	143	509	68	139	18	2	1	38	11	3	4	28	55	7	3	17	4	
Sweeney,M	.333	159	618	105	206	30	0	29	144	0	13	15	71	67	8	3	15	9	
Zaun,G	.274	83	234	36	64	11	0	7	33	0	2	3	43	34	7	3	4	5	
RIGHT	.324	-	34	-	11	0	0	2	3	0	0	0	10	5	-	-	1	-	
LEFT	.265	-	200	-	53	11	0	5	30	0	2	3	33	29	-	-	3	-	
Batista, M	.000	14	3	0	0	0	0	0	0	0	0	0	0	3	0	0	0	0	
Fussell,C	.000	20	2	0	0	0	0	0	0	0	0	0	0	2	0	0	0	1	
Reichert,D	.000	44	1	0	0	0	0	0	0	0	0	0	0	0	0	0	1	0	
Stein,B	.000	17	2	0	0	0	0	0	0	0	0	0	0	2	0	0	0	1	
Suppan,J	.000	35	3	0	0	0	0	0	0	0	0	0	0	0	0	0	0	2	
Suzuki,M	.200	32	5	1	1	0	0	0	0	1	0	0	0	2	0	0	0	1	
Witasick, J	.000	22	4	0	0	0	0	0	0	0	0	0	0	2	0	0	0	0	
PITCHERS	.050	162	20	1	1	0	0	0	0	1	0	0	0	11	0	0	1	12	
ROYALS	.288	162	5709	879	1644	281	27	150	831	56	70	48	511	840	121	35	139	102	
OPPONENTS	.282	162	5623	930	1585	309	27	239	879	39	45	42	693	927	118	38	159	147	
DH	.283	162	600	91	170	35	0	19	101	3	10	6	58	93	12	3	15	0	
PITCHER	W	L	ERA	G	GS	CG	SHO	SV	IP	H	R	ER	HR	HB	BB	SO	WP	BK	AVG
Batista,M	2	6	7.74	14	9	0	0	0	57.0	66	54	49	17	0	34	30	4	0	.292
Bochtler,D	0	2	6.48	6	0	0	0	0	8.1	13	6	6	2	0	10	4	1	0	.371
Bottalico,R	9	6	4.83	62	0	0	0	16	72.2	65	40	39	12	2	41	56	5	1	.239
Byrdak,T	0	1	11.37	12	0	0	0	0	6.1	11	8	8	3	0	4	8	1	0	.367
D'Amico,J	0	1	9.22	7	1	0	0	0	13.2	19	14	14	2	0	15	9	1	2	.345
Durbin,C	2	5	8.21	16	16	0	0	0	72.1	91	71	66	14	0	43	37	7	0	.301
Fussell,C	5	3	6.30	20	9	0	0	0	70.0	76	52	49	18	2	44	46	3	0	.286
Larkin,A	0	3	8.84	18	0	0	0	1	19.1	29	20	19	5	0	11	17	2	0	.349
Laxton,B	0	1	8.10	6	1	0	0	0	16.2	23	15	15	0	2	10	14	1	0	.348
Meadows,B	6	2	4.77	11	10	2	0	0	71.2	84	39	38	8	0	14	26	0	0	.293
Moreno,O	0	0	-	0	0	0	0	0	0.0	0	0	0	0	0	0	0	0	0	.000
Mullen,S	0	0	4.35	11	0	0	0	0	10.1	10	5	5	2	0	3	7	0	0	.244
Murray,D	0	0	4.66	10	0	0	0	0	19.1	20	10	10	7	1	10	16	2	0	.278
Rakers,J	2	0	9.14	11	0	0	0	0	21.2	33	22	22	5	0	7	16	3	0	.351
Reichert,D	8	10	4.70	44	18	1	11	1	153.1	157	92	80	15	7	91	94	18	0	.271
Rigby,B	0	0	16.20	4	0	0	0	1	8.1	19	16	15	6	1	5	3	0	0	.422
Rosado,J	2	2	5.86	5	5	0	0	0	27.2	29	18	18	4	4	9	15	0	1	.271
Santiago,J	8	6	3.91	45	0	0	0	2	69.0	70	33	30	7	3	26	44	0	0	.260
Spoljaric,P	0	0	6.52	13	0	0	0	0	9.2	9	7	7	4	0	5	6	0	0	.265
Spradlin,J	4	4	5.52	50	0	0	0	7	75.0	81	49	46	9	3	27	54	1	0	.283
Stein,B	8	5	4.68	17	17	1	0	0	107.2	98	57	56	19	3	57	78	7	0	.247
Suppan,J	10	9	4.94	35	33	3	1	0	217.0	240	121	119	36	7	84	128	7	1	.284
Suzuki,M	8	10	4.34	32	29	1	1	0	188.2	195	100	91	26	3	94	135	11	0	.265
Wilson,K	0	1	4.19	20	0	0	0	0	34.1	38	16	16	3	0	11	17	0	0	.288
Witasick,J	3	8	5.94	22	14	2	0	0	89.1	109	65	59	15	4	38	67	3	0	.301
ROYALS	77	85	5.48	162	162	10	6	29	1439.1	1585	930	876	239	42	693	927	77	5	.282
OPPONENTS	85	77	4.86	162	162	3	4	49	1443.2	1644	879	780	150	48	511	840	55	10	.288

## 2000 Royals Pinch Hitters

BATTER	AVG	G	AB	R	H	2B	3B	HR	RBI	SH	SF	HP	BB	SO	SB	CS	GIDP
Carlos Beltran	.000	3	3	0	0	0	0	0	0	0	0	0	0	1	0	0	0
Dee Brown	.273	11	11	2	3	0	0	0	4	0	0	0	0	3	0	0	0
Wilson Delgado	.143	7	7	0	1	0	0	0	0	0	0	0	0	1	0	0	0
Todd Dunwoody	.071	15	14	0	1	0	0	0	0	0	0	0	1	6	0	0	0
Jermaine Dye	1.000	1	1	0	1	0	0	0	0	0	0	0	0	0	0	0	0
Jorge Fabregas	.250	4	4	0	1	0	0	0	0	0	0	0	0	1	0	0	0
Dave McCarty	.391	28	23	3	9	0	0	1	9	0	2	0	3	3	0	0	0
Luis Ordaz	.333	6	6	2	2	0	0	0	0	0	0	0	0	1	0	0	0
Scott Pose	.222	30	27	4	6	0	0	0	1	0	0	0	3	7	0	0	1
Mark Quinn	.200	7	5	0	1	0	0	0	2	0	1	0	1	1	0	0	0
Joe Randa	.000	1	1	0	0	0	0	0	0	0	0	0	0	0	0	0	0
Jeff Reboulet	.000	3	3	0	0	0	0	0	0	0	0	0	0	0	0	0	0
Rey Sanchez	.000	1	1	0	0	0	0	0	0	0	0	0	0	0	0	0	0
Gregg Zaun	.357	16	14	2	5	0	0	0	2	0	0	0	2	2	2	0	0
<b>Totals</b>	<b>.251</b>	<b>1346</b>	<b>142</b>	<b>338</b>	<b>482</b>	<b>46</b>	<b>7</b>	<b>28</b>	<b>217</b>	<b>11</b>	<b>17</b>	<b>10</b>	<b>191</b>	<b>323</b>	<b>11</b>	<b>6</b>	<b>25</b>

## 2000 Club Pinch Hitters

CLUB	AVG	G	AB	R	H	2B	3B	HR	RBI	SH	SF	HP	BB	SO	SB	CS	GIDP
Texas	.340	103	13	35	59	8	2	4	22	1	0	1	16	16	1	0	1
Toronto	.333	51	6	17	20	3	0	0	8	1	1	0	6	7	1	0	2
Detroit	.299	107	15	32	46	3	1	3	19	2	1	1	14	22	1	1	1
Tampa Bay	.265	98	8	26	38	1	1	3	18	3	0	1	11	19	0	0	3
Boston	.256	133	10	34	47	4	0	3	19	1	1	0	20	32	0	2	3
Minnesota	.253	146	14	37	48	6	1	1	25	1	3	0	27	39	2	1	4
<b>Kansas City</b>	<b>.250</b>	<b>120</b>	<b>13</b>	<b>30</b>	<b>33</b>	<b>0</b>	<b>0</b>	<b>1</b>	<b>18</b>	<b>0</b>	<b>3</b>	<b>0</b>	<b>11</b>	<b>26</b>	<b>2</b>	<b>0</b>	<b>1</b>
New York	.237	76	10	18	32	2	0	4	15	0	1	1	7	23	2	0	1
Anaheim	.232	82	12	19	28	3	0	2	11	2	2	1	22	19	1	1	1
Cleveland	.231	65	5	15	21	3	0	1	5	0	1	0	6	17	0	0	2
Baltimore	.213	61	5	13	22	6	0	1	9	0	1	1	10	17	0	0	2
Oakland	.212	137	14	29	38	3	0	2	20	0	1	3	21	41	0	0	3
Seattle	.202	94	10	19	24	3	1	0	12	0	2	1	11	26	1	1	1
Chicago	.192	73	7	14	26	1	1	3	16	0	0	0	9	19	0	0	0
<b>Totals</b>	<b>.251</b>	<b>1346</b>	<b>142</b>	<b>338</b>	<b>482</b>	<b>46</b>	<b>7</b>	<b>28</b>	<b>217</b>	<b>11</b>	<b>17</b>	<b>10</b>	<b>191</b>	<b>323</b>	<b>11</b>	<b>6</b>	<b>25</b>

## 2000 Royals Designated Hitters

BATTER	AVG	G	AB	R	H	2B	3B	HR	RBI	SH	SF	HP	BB	SO	SB	CS	GIDP
Carlos Beltran	.273	7	22	0	6	0	0	0	6	0	2	0	5	3	0	0	2
Johnny Damon	.330	25	106	20	35	11	0	0	10	1	2	0	7	15	8	2	2
Todd Dunwoody	.256	11	39	3	10	3	0	0	7	0	2	0	4	7	1	0	2
Jermaine Dye	.325	10	40	4	13	2	0	2	8	0	0	0	5	6	0	0	0
Dave McCarty	.217	7	23	2	5	0	0	2	6	0	0	0	1	5	0	0	1
Scptt Pose	.000	4	5	0	0	0	0	0	0	0	0	0	1	0	0	1	1
Mark Quinn	.243	48	177	24	43	7	0	6	21	2	2	0	17	32	0	0	3
Mike Sweeney	.301	45	183	37	55	11	0	9	41	0	2	6	18	25	3	0	4
<b>Totals</b>	<b>.283</b>	<b>162</b>	<b>600</b>	<b>91</b>	<b>170</b>	<b>35</b>	<b>0</b>	<b>19</b>	<b>101</b>	<b>3</b>	<b>10</b>	<b>6</b>	<b>58</b>	<b>93</b>	<b>12</b>	<b>3</b>	<b>15</b>

## 2000 Club Designated Hitters

CLUB	AVG	G	AB	R	H	2B	3B	HR	RBI	SH	SF	HP	BB	SO	SB	CS	GIDP
Seattle	.324	577	110	187	333	32	0	38	149	0	7	5	101	101	5	1	13
Chicago	.296	581	99	172	311	43	0	32	117	0	6	4	104	101	1	2	12
Detroit	.293	598	89	175	267	34	5	16	91	2	10	1	72	87	10	5	12
Texas	.288	607	92	175	275	33	2	21	88	2	5	3	64	86	4	1	13
Toronto	.285	606	92	173	325	33	1	39	120	0	6	6	38	93	3	2	18
<b>KANSAS CITY</b>	<b>.283</b>	<b>600</b>	<b>91</b>	<b>170</b>	<b>262</b>	<b>35</b>	<b>0</b>	<b>19</b>	<b>101</b>	<b>3</b>	<b>10</b>	<b>6</b>	<b>58</b>	<b>93</b>	<b>12</b>	<b>3</b>	<b>15</b>
Anaheim	.275	579	93	159	264	27	0	26	81	1	1	7	86	96	8	5	11
New York	.274	558	88	153	248	23	3	22	71	1	8	6	79	132	10	5	9
Minnesota	.269	588	79	158	232	35	0	13	85	1	11	5	58	116	3	3	23
Cleveland	.266	579	103	154	313	30	0	43	117	1	2	5	88	153	0	1	11
Baltimore	.261	586	71	153	231	32	2	14	72	0	3	63	12	101	6	3	15
Tampa Bay	.260	565	86	147	258	36	0	25	89	1	3	5	89	145	4	2	9
Boston	.242	591	72	143	260	28	1	29	94	2	8	6	64	151	0	1	11
Oakland	.242	563	95	136	213	23	3	16	67	3	3	10	103	153	5	2	12
<b>Totals</b>	<b>.276</b>	<b>8178</b>	<b>1260</b>	<b>2255</b>	<b>3792</b>	<b>444</b>	<b>17</b>	<b>353</b>	<b>1342</b>	<b>17</b>	<b>83</b>	<b>72</b>	<b>1067</b>	<b>1608</b>	<b>71</b>	<b>36</b>	<b>185</b>

# 2000 Individual Fielding

## PITCHER

Player	Team	Pct	G	GS	PO	A	E	TC	DP
Batista, M	Kansas City	.875	14	9	3	4	1	8	0
Bochtler, D	Kansas City	.000	6	0	0	0	0	0	0
Bottalico, R	Kansas City	.929	62	0	6	7	1	14	1
Byrdak, T	Kansas City	1.000	12	0	1	0	0	1	0
D'Amico, J	Kansas City	1.000	7	1	1	1	0	2	0
Durbin, C	Kansas City	.938	16	16	8	7	1	16	2
Fussell, C	Kansas City	.929	20	9	9	4	1	14	0
Larkin, A	Kansas City	1.000	18	0	2	1	0	3	0
Laxton, B	Kansas City	.000	6	1	0	0	0	0	0
Meadows, B	Kansas City	1.000	11	10	6	7	0	13	0
Mullen, S	Kansas City	1.000	11	0	0	1	0	1	0
Murray, D	Kansas City	1.000	10	0	4	4	0	8	0
Rakers, J	Kansas City	1.000	11	0	1	0	0	1	0
Reichert, D	Kansas City	1.000	44	18	14	16	0	30	1
Rigby, B	Kansas City	1.000	4	0	3	0	0	3	0
Rosado, J	Kansas City	1.000	5	5	2	4	0	6	0
Saniago, J	Kansas City	.933	45	0	5	9	1	15	0
Spoljaric, P	Kansas City	1.000	13	0	1	4	0	5	1
Spradlin, J	Kansas City	.917	50	0	4	7	1	12	1
Stein, B	Kansas City	.941	17	17	8	8	1	17	0
Suppan, J	Kansas City	.944	35	33	14	20	2	36	0
Suzuki, M	Kansas City	.972	32	29	20	15	1	36	2
Wilson, K	Kansas City	.917	20	0	2	9	1	12	0
Witasick, J	Kansas City	.917	22	14	5	6	1	12	0

## CATCHER

Player	Team	Pct	G	GS	PO	A	E	TC	DP
Fabregas, J	Kansas City	.992	39	36	219	21	2	242	2
Johnson, B	Kansas City	.991	37	35	221	12	2	235	1
Ortiz, H	Kansas City	.993	26	26	130	18	1	149	1
Zaun, G	Kansas City	.988	76	65	376	31	5	412	4

## FIRST BASE

Player	Team	Pct	G	GS	PO	A	E	TC	DP
McCarty, D	Kansas City	.992	63	48	463	59	4	526	62
Sweeney, M	Kansas City	.991	114	114	960	88	9	1057	107
Zaun, G	Kansas City	1.000	1	0	1	0	0	1	0

## SECOND BASE

Player	Team	Pct	G	GS	PO	A	E	TC	DP
Delgado, W	Kansas City	1.000	19	15	28	70	0	98	15
Delgado, W	New York (AL)	.950	14	7	16	22	2	40	3
Febles, C	Kansas City	.978	99	93	165	285	10	460	76
Holbert, R	Kansas City	1.000	1	0	3	1	0	4	1
Ordaz, L	Kansas City	1.000	22	15	27	30	0	57	10
Reboulet, J	Kansas City	.982	50	39	71	143	4	218	36
Zaun, G	Kansas City	.000	1	0	0	0	0	0	0

## THIRD BASE

Player	Team	Pct	G	GS	PO	A	E	TC	DP
Delgado, W	Kansas City	1.000	3	1	0	2	0	2	0
Delgado, W	New York (AL)	.667	5	1	1	1	1	3	0
Holbert, R	Kansas City	.000	1	0	0	0	0	0	0
Randa, J	Kansas City	.957	156	155	132	293	19	444	30
Reboulet, J	Kansas City	.813	11	6	4	9	3	16	2

## SHORTSTOP

Player	Team	Pct	G	GS	PO	A	E	TC	DP
Delgado, W	Kansas City	.972	12	6	10	25	1	36	8
Delgado, W	New York (AL)	1.000	11	3	6	14	0	20	2
Holbert, R	Kansas City	1.000	1	0	1	1	0	2	1
McCarty, D	Kansas City	.000	1	0	0	0	0	0	0
Ordaz, L	Kansas City	.986	38	12	37	35	1	73	14
Reboulet, J	Kansas City	.923	5	4	9	15	2	26	3
Sanchez, R	Kansas City	.994	143	140	224	446	4	674	106

## OUTFIELDERS

Player	Team	Pct	G	GS	PO	A	E	TC	DP
Beltran, C	Kansas City	.975	88	87	231	5	6	242	2
Brown, D	Kansas City	1.000	5	3	12	0	0	12	0
Damon, J	Kansas City	.986	113	132	334	6	5	345	1
Dunwoody, T	Kansas City	.976	40	31	81	0	2	83	0
Dye, J	Kansas City	.976	146	145	277	11	7	295	3
McCarty, D	Kansas City	.955	11	6	19	2	1	22	1
Pose, S	Kansas City	1.000	11	2	6	0	0	6	0
Quinn, M	Kansas City	.988	81	80	158	9	2	169	1

# Miscellaneous Stats

2000 Review

	Home		Road		Totals	
	W	L	W	L	W	L
Shutouts	3	3	3	1	6	4
SHO-Individual	1	1	2	0	3	1
Extra Innings	5	5	2	3	7	8
One-run Decisions	16	8	5	18	21	26
Two-run Decisions	2	8	7	9	9	17
vs. LH Starters	10	10	8	14	18	24
vs. RH Starters	32	29	27	32	59	61
Grass Fields	42	39	26	36	68	75
Artificial Turf	0	0	9	10	9	10
Day Games	12	7	17	12	29	19
Night Games	30	32	18	34	48	66

	Home		Road		Totals	
	W	L	W	L	W	L
<b>Totals vs. N.L.</b>	<b>4</b>	<b>5</b>	<b>4</b>	<b>5</b>	<b>8</b>	<b>10</b>
<b>Totals vs. A.L.</b>	<b>38</b>	<b>34</b>	<b>31</b>	<b>41</b>	<b>69</b>	<b>75</b>
Totals vs. East	12	12	12	14	24	26
Totals vs. Central	16	8	12	12	28	20
Totals vs. West	10	14	7	15	17	29
vs. Anaheim	4	2	2	4	6	6
vs. Baltimore	5	1	2	2	7	3
vs. Boston	2	2	4	2	6	4
vs. Chicago	4	2	3	3	7	5
vs. Chicago (NL)	1	2	0	0	1	2
vs. Cleveland	4	2	3	3	7	5
vs. Detroit	3	3	4	2	7	5
vs. Houston	0	0	1	2	1	2
vs. Milwaukee	1	2	0	0	1	2
vs. Minnesota	5	1	2	4	7	5
vs. New York (AL)	1	3	1	5	2	8
vs. Oakland	1	5	3	3	4	8
vs. Pittsburgh	2	1	2	1	4	2
vs. Seattle	3	3	1	5	4	8
vs. St. Louis	0	0	1	2	1	2
vs. Tampa Bay	2	4	3	1	5	5
vs. Texas	2	4	1	3	3	7
vs. Toronto	2	2	2	4	4	6
<b>Overall Totals</b>	<b>42</b>	<b>39</b>	<b>35</b>	<b>46</b>	<b>77</b>	<b>85</b>

	KC	OPP
Double Plays	185	173
Triple Plays	0	0
Left on Base	1184	1195
Grand Slam HR	6	7
Home Runs - Home	84	117
Home Runs - Road	66	122
Doubleheaders (Home)	0-0-0	
Doubleheaders (Road)	0-0-0	



Jermaine Dye has been among the American League leaders in outfield assists the past two seasons.

# Club Stats

## Club Batting

CLUB	AVG	AB	R	H	2B	3B	HR	RBI	SH	SF	BB	IBB	SO	SB	CS	GDP
Cleveland	.288	5683	950	1639	310	30	221	889	41	52	685	27	1057	113	34	134
<b>KANSAS CITY</b>	<b>.288</b>	<b>5709</b>	<b>879</b>	<b>1644</b>	<b>281</b>	<b>27</b>	<b>150</b>	<b>831</b>	<b>56</b>	<b>70</b>	<b>511</b>	<b>28</b>	<b>840</b>	<b>121</b>	<b>35</b>	<b>139</b>
Chicago	.286	5646	978	1615	325	33	216	926	55	61	591	28	960	119	42	140
Texas	.283	5648	848	1601	330	35	173	806	48	48	580	39	922	69	47	161
Anaheim	.280	5628	864	1574	309	34	236	837	47	43	608	43	1024	93	52	126
New York	.277	5556	871	1541	294	25	205	833	16	50	631	42	1007	99	48	134
Detroit	.275	5644	823	1553	307	41	177	785	42	49	562	22	982	83	38	142
Toronto	.275	5677	861	1562	328	21	244	826	29	34	526	32	1026	89	34	130
Baltimore	.272	5549	794	1508	310	22	184	750	27	54	558	34	900	126	65	148
Minnesota	.270	5615	748	1516	325	49	116	711	24	51	556	31	1021	90	45	143
Oakland	.270	5560	947	1501	281	23	239	908	26	44	750	32	1159	40	15	147
Seattle	.269	5497	907	1481	300	26	198	869	63	61	775	34	1073	122	56	129
Boston	.267	5630	792	1503	316	32	167	755	40	48	611	40	1019	43	30	115
Tampa Bay	.257	5505	733	1414	253	22	162	692	52	40	559	25	1022	90	46	126
Totals	.276	78547	11995	21652	4269	420	2688	11418	566	705	8503	457	14012	1297	587	1914

## Club Pitching

CLUB	W	L	ERA	G	CG	SHO	SV	IP	H	R	ER	HR	HB	BB	SO	WP	BK
Boston	85	77	4.23	162	7	12	46	1452.2	1433	745	683	173	57	499	1121	33	2
Seattle	91	71	4.49	162	4	10	44	1441.2	1442	780	720	167	38	634	998	43	6
Oakland	91	70	4.58	161	7	11	43	1435.1	1535	813	730	158	48	615	963	46	1
Chicago	95	67	4.66	162	5	7	43	1450.1	1509	839	751	195	54	614	1037	43	8
Detroit	79	83	4.71	162	6	6	44	1443.1	1583	827	755	177	47	496	978	51	5
New York	87	74	4.76	161	9	6	40	1424.1	1458	814	753	177	52	577	1040	49	6
Cleveland	90	72	4.84	162	6	5	34	1442.1	1511	816	775	173	42	666	1213	50	3
Tampa Bay	69	92	4.86	161	10	8	38	1431.1	1553	842	773	198	66	533	955	57	3
Anaheim	82	80	5.00	162	5	3	46	1448.0	1534	869	805	228	36	662	846	47	10
Toronto	83	79	5.14	162	15	4	37	1437.1	1615	908	821	195	64	560	978	37	3
Minnesota	69	93	5.14	162	6	4	35	1432.2	1634	880	819	212	516	12	1042	68	4
Baltimore	74	88	5.37	162	14	6	33	1433.1	1547	913	855	202	36	665	1017	51	1
<b>KANSAS CITY</b>	<b>77</b>	<b>85</b>	<b>5.48</b>	<b>162</b>	<b>10</b>	<b>6</b>	<b>29</b>	<b>1439.1</b>	<b>1585</b>	<b>930</b>	<b>876</b>	<b>239</b>	<b>42</b>	<b>693</b>	<b>927</b>	<b>77</b>	<b>5</b>
Texas	71	91	5.52	162	3	4	39	1429.0	1683	974	876	202	63	661	918	40	6
TOTALS	1143	1122	4.91	1133	107	92	551	20141.0	21622	11950	10992	2696	680	8391	14033	692	63

## Club Fielding

CLUB	PCT	G	PO	A	E	TC	DP	TP	FB
Cleveland	.988	162	4327	1665	72	6064	147	0	10
Seattle	.984	162	4325	1629	99	6053	176	0	8
Toronto	.984	162	4312	1679	100	6091	176	0	11
<b>KANSAS CITY</b>	<b>.983</b>	<b>162</b>	<b>4318</b>	<b>1751</b>	<b>102</b>	<b>6171</b>	<b>185</b>	<b>0</b>	<b>7</b>
Detroit	.983	162	4330	1754	105	6189	172	0	7
Minnesota	.983	162	4298	1526	102	5926	155	0	13
Boston	.982	162	4358	1647	109	6114	120	0	26
New York	.981	161	4273	1487	109	5869	132	0	13
Tampa Bay	.981	161	4294	1814	118	6226	169	0	14
Baltimore	.981	162	4300	1578	116	5994	151	1	6
Anaheim	.978	162	4344	1746	134	6224	182	0	6
Chicago	.978	162	4351	1686	133	6170	190	0	13
Oakland	.978	161	4306	1726	134	6166	164	1	8
Texas	.978	162	4287	1594	135	6016	162	0	8
TOTALS	.982	1133	60423	23282	1568	85273	2281	2	150

# 2000 Highs and Lows

## TEAM

**Longest Winning Streak:** 5, twice: May 5-May 10 and July 18-July 22  
**Longest Losing Streak:** 9, April 14-April 23  
**Most Runs, Inning:** 9, twice: April 6 at Toronto (6th) and June 1 at Boston (6th)  
**Most Runs, Game:** 16, June 3 at Pittsburgh  
**Most Hits, Inning:** 9, June 1 at Boston  
**Most Hits, Game:** 20, July 18 vs. Chicago Cubs  
**Most Doubles, Game:** 8, July 18 vs. Chicago Cubs  
**Most Triples, Game:** 2, twice: May 6 vs. Chicago and Sept. 8 vs. Texas  
**Most Home Runs, Game:** 5, May 26 vs. Anaheim  
**Most Extra Base Hits, Game:** 11, July 18 vs. Chicago Cubs  
**Most Stolen Bases, Game:** 5, April 26 vs. Tampa Bay  
**Most Left On Base, Game:** 14, June 14 vs. Seattle  
**Most Errors, Game:** 4, twice: July 27 vs. Tampa Bay and Aug. 11 vs. Baltimore  
**Most Strikeouts, Game (KC pitching):** 11, twice: May 12 at Cleveland and May 16 at Oakland  
**Most Walks, Game (KC pitching):** 10, June 14 vs. Seattle  
**Longest Game By Innings:** 13.0, July 5 vs. Chicago  
**Longest Game By Time:** 3:55, July 3 vs. Chicago  
**Shortest Game By Time:** 1:38, June 13 vs. Seattle (6 innings); 2:15, June 21 at Ana. (9 innings)  
**Largest Crowd (Home):** 40,474, April 7 vs. Minnesota  
**Smallest Crowd (Home):** 11,442, Sept. vs. Anaheim  
**Largest Crowd (Road):** 43,827, Aug. 19 at Baltimore  
**Smallest Crowd (Road):** 6,630, April 18 at Minnesota  
**Largest Come From Behind Win:** 6, three times: April 7 vs. Min., April 12 vs. Bal., June 1 at Bos.  
**Largest Blown Lead:** 6, 3 times: July 3 vs. Chicago, July 23 at Detroit, Aug. 23 at Toronto

## INDIVIDUAL

**Longest Hitting Streak:** 16, twice: Damon, Aug. 5-21 & Sweeney, Aug. 13-30  
**Most Hits, Game:** 5, twice: Damon, July 18 vs. Chicago Cubs and Sept. 11 at Seattle  
**Most Runs, Game:** 4, Beltran, June 1 at Boston  
**Most Doubles, Game:** 4, Damon, July 18 vs. Chicago Cubs  
**Most Triples, Game:** 2, Damon: Sept. 8 vs. Texas  
**Most HR, Game:** 2, several times  
**Most Total Bases, Game:** 10, 3 times: Damon, May 6 vs. Chi. and Sept. 11 vs. Sea; Quinn, Aug. 11 vs. Bal.  
**Most RBI, Game:** 6, twice: Dye, Aug. 12 vs. Baltimore & Fabregas, July 3 vs. Chicago  
**Most Stolen Bases, Game:** 3, Damon, April 26 vs. Tampa Bay  
**Most Innings Pitched, Start:** 9.0, several times  
**Most Innings Pitched, Relief:** 6.2, Meadows, Aug. 5 at Boston  
**Most SO, Game:** 9, Suppan, May 13 at Cleveland (12-inning game)  
**Most Walks, Game:** 9: Reichert, Sept. 7 vs. New York  
**Low-Hit CG:** 4, twice: Witasick, June 28 vs. Cleveland; Suzuki, Aug. 19 at Baltimore  
**Low-Hit (Combined):** 2: Aug. 2 at New York (Stein & Bottalico)  
**Longest Winning Streak:** 5, 3 times: Bottalico, April 26-June 24; Reichert, July 21-Aug. 27; Stein, Aug. 2-Sept. 3  
**Longest Losing Streak:** 5, twice: Batista, May 23-June 12; Bottalico, July 1-Sept. 13

### Opening Day Roster (April 3, 2000)

**Pitchers (11):** Ricky Bottalico, Chad Durbin, Chris Fussell, Dan Reichert, Brad Rigby, Jose Rosado, Jose Santiago, Jerry Spradlin, Jeff Suppan, Mac Suzuki, Jay Witasick  
**Catchers (2):** Brian Johnson, Greg Zaun  
**Infielders (7):** Carlos Febles, Ray Holbert, Dave McCarty, Joe Randa, Jeff Reboulet, Rey Sanchez, Mike Sweeney  
**Outfielders (5):** Carlos Beltran, Johnny Damon, Jermaine Dye, Scott Pose, Mark Quinn  
**Disabled List (3):** Todd Dunwoody, Orber Moreno, Blake Stein

# How They Joined the Royals

## Free Agent Draft: (12)

Player	Draft Year	Round
Jeremy Affeldt	1997	3
Carlos Beltran	1995	2
Dee Brown	1996	1
Chad Durbin	1996	3
Scott Mullen	1996	7
Paul Phillips	1998	9
Mark Quinn	1995	11
Dan Reichert	1997	1
Jose Rosado	1994	12
Jose Santiago	1994	70
Mike Sweeney	1991	10
Kris Wilson	1997	9

## Rule 5 Draft: (1)

Player	Draft Year	From
Endy Chavez	2000	New York (NL)

## Acquired by Trade: (13)

Player Acquired From	Date	
Wilson Delgado New York	8-11-00	In exchange for Nick Ortiz
Jermaine Dye Atlanta	3-27-97	With Jamie Walker in exchange for Michael Tucker and Keith Lockhart
Chris Fussell Baltimore	4-2-99	In exchange for Jeff Conine
Roberto Hernandez Oakland	1-8-01	With A.J. Hinch, Angel Berroa and cash in exchange for Johnny Damon, Mark Ellis and a player to be named
A.J. Hinch Oakland	1-8-01	With Roberto Hernandez, Angel Berroa and cash in exchange for Johnny Damon, Mark Ellis and a player to be named
Brett Laxton Oakland	2-18-00	In exchange for Jeremy Giambi
Dave McCarty Oakland	3-24-00	In exchange for cash considerations
Brian Meadows San Diego	7-31-00	In exchange for Jay Witasick
Dan Murray New York (NL)	9-14-99	In exchange for Glendon Rusch
Joe Randa New York (NL)	12-10-98	In exchange for Juan LeBron
Blake Stein Oakland	7-31-99	With Jeff D'Amico and Brad Rigby in exchange for Kevin Appier
Jeff Suppan Arizona	9-3-98	In exchange for cash considerations
Gregg Zaun Detroit	3-7-00	In exchange for cash considerations

## Signed as Major League Free Agent: (3)

Player	Date
Luis Alicea	1-26-01
Doug Henry	12-11-00
Rey Sanchez	12-10-98

## Signed as Minor League Free Agent: (1)

Player	Date
Hector Ortiz	11-30-99

## Signed as Non-Drafted Free Agent: (5)

Player	Date
Carlos Febles	11-2-93
Alexis Gomez	2-21-97
Junior Guerrero	12-5-96
Orber Moreno	11-10-93
Shawn Sonnier	8-21-98

## Claimed off Waivers: (2)

Player	From	Date
Luis Ordaz	Arizona	4-5-00
Mac Suzuki	New York (NL)	6-22-99



Hector Ortiz joined the Royals organization on Nov. 30, 1999 after signing a minor league free agent contract.

# 2000 Transactions

## Spring Training Camp (63):

**Pitchers (36):** Jaime Bluma, Doug Bochtler, Ricky Bottalico, Billy Brewer, Matt Burch, Tim Byrdak, Lance Carter, Archie Corbin, Carl Dale, Jeff D'Amico, Chad Durbin, Chris Fussell, Jay Gehrke, Tyler Green, Edwin Hurtado, Justin Lamber, David Lundquist, Mike MacDougal, Orber Moreno, Dan Murray, Jason Rakers, Dan Reichert, Brad Rigby, Bill Risley, Jose Rosado, Ken Ryan, Jose Santiago, Kyle Snyder, Clint Sodowsky, Jerry Spradlin, Blake Stein, Jeff Suppan, Mac Suzuki, Jamie Walker, Derek Wallace, Jay Witasick

**Catchers (7):** Jorge Fabregas, Sal Fasano, Jeremy Hill, Brian Johnson, Izzy Molina, Hector Ortiz, Paul Phillips

**Infielders (11):** Carlos Febles, Jeremy Giambi, Ray Holbert, Anthony Medrano, Alejandro Prieto, Joe Randa, Jeff Reboulet, Rey Sanchez, Chris Snoppek, Paul Sorrento, Mike Sweeney

**Outfielders (9):** Carlos Beltran, Dee Brown, Johnny Damon, Jeremy Dodson, Todd Dunwoody, Jermaine Dye, Scott Pose, Mark Quinn, Goefrey Tomlinson

Date	Player/Position	Transaction
2/18	Brett Laxton, RHP	Obtained from Oakland Athletics in exchange for OF Jeremy Giambi
3/7	Gregg Zaun, C	Obtained from Detroit Tigers in exchange for future considerations
3/10	Jaime Bluma, RHP	Reassigned to minor league camp
	Matt Burch, RHP	Reassigned to minor league camp
	Jay Gehrke, RHP	Reassigned to minor league camp
	Kyle Snyder, RHP	Reassigned to minor league camp
	Jeremy Hil, C	Reassigned to minor league camp
	David Lundquist, RHP	Outrighted to Omaha and reassigned to minor league camp.
	Carl Dale, RHP	Released
3/15	Lance Carter, RHP	Optioned to Omaha
	Jeff D'Amico, RHP	Optioned to Omaha
	Goefrey Tomlinson, OF	Optioned to Omaha
	Justin Lamber, LHP	Optioned to Wichita
	Izzy Molina, C	Reassigned to minor league camp
	Paul Phillips, C	Reassigned to minor league camp
	Alejandro Prieto, INF	Reassigned to minor league camp
	Bill Risley, RHP	Reassigned to minor league camp
	Chris Snoppek, INF	Reassigned to minor league camp
	Clint Sodowsky, RHP	Released
3/16	Derek Wallace, RHP	Outrighted to Omaha
3/18	Edwin Hurtado, RHP	Released
3/20	Jeremy Dodson, OF	Reassigned to minor league camp
3/23	Tim Byrdak, LHP	Optioned to Omaha
	Dee Brown, OF	Optioned to Omaha
	Mike MacDougal, RHP	Reassigned to minor league camp
3/24	David McCarty, 1B/OF	Obtained from Oakland in exchange for cash considerations
	Blake Stein, RHP	Placed on 15-day D.L.
	Todd Dunwoody, OF	Placed on 15-day D.L.
	Orber Moreno, RHP	Placed on 15-day D.L.
3/25	Paul Sorrento, 1B	Released
3/28	Ken Ryan, RHP	Released
	Billy Brewer, LHP	Released
	Brett Laxton, RHP	Optioned to Omaha
	Jamie Walker, LHP	Optioned to Omaha
	Doug Bochtler, RHP	Reassigned to the minor league camp
3/29	Tyler Green, RHP	Released
3/30	Sal Fasano, C	Outrighted to Omaha, sent to Oakland for cash considerations
3/31	Jason Rakers, RHP	Optioned to Omaha
	Dan Murray, RHP	Optioned to Omaha
	Archie Corbin, RHP	Reassigned to the minor league camp
	Anthony Medrano, INF	Reassigned to the minor league camp
	Hector Ortiz, C	Reassigned to the minor league camp
4/1	Jorge Fabregas, C	Reassigned to the minor league camp
4/2	Dave McCarty, INF	Contract purchased from Omaha Golden Spikes
4/5	Luis Ordaz, INF	Claimed off waivers from Arizona Diamondbacks
	Ray Holbert, INF	Outrighted to Omaha Golden Spikes

<b>Date</b>	<b>Player/Position</b>	<b>Transaction</b>
4/15	Gregg Zaun, C Jorge Fabregas, C	Placed on 15-day D.L. (partial tear of medial ligament) Contract purchased from Omaha Golden Spikes
4/25	Jason Rakers, RHP	Recalled from Omaha Golden Spikes
4/25	Miguel Batista, RHP Brad Rigby, RHP	Obtained from Montreal Expos Traded to Montreal Expos for Miguel Batista
4/26	Chris Fussell, RHP	Optioned to Omaha Golden Spikes
5/5	Jose Rosado, LHP Chris Fussell, RHP	Placed on 15-day D.L., retro to 5/1 (tendinitis left shoulder) Recalled from Omaha Golden Spikes
5/13	Todd Dunwoody, OF	Assigned on Rehab to Omaha
5/16	Gregg Zaun, C	Assigned on Rehab to Omaha
5/17	Paul Spoljaric, LHP Chad Durbin, RHP	Contract purchased from Omaha Golden Spikes Optioned to Omaha Golden Spikes
5/20	Todd Dunwoody, OF	Recalled from Rehab assignment
5/29	Gregg Zaun, C Paul Spoljaric, LHP	Recalled from Rehab assignment; reinstated from 15-day D.L. Designated for assignment; outrighted to Omaha on 6/1
6/1	Todd Dunwoody, OF	Assigned on Rehab to Omaha
6/3	Todd Dunwoody, OF Jeff D'Amico, RHP Mark Quinn, OF	Returned from Rehab assignment; reinstated from D.L. Recalled from Omaha Golden Spikes Optioned to Omaha Golden Spikes
6/5	Jorge Fabregas, C Carlos Febles, INF Ray Holbert, INF Joe Randa, 3B	Designated for assignment; outrighted to Omaha on 6/10 Placed on 15-day D.L. (left shoulder strain) Contract purchased from Omaha Golden Spikes Signed one-year contract extension through 2001
6/7	Blake Stein, RHP	Assigned on Rehab to Wilmington
6/8	Chris Fussell, RHP Dan Murray, RHP	Placed on 15-day D.L. (right medial elbow strain) Recalled from Omaha Golden Spikes
6/9	Brett Laxton, RHP Jason Rakers, RHP	Recalled from Omaha Golden Spikes Optioned to Omaha Golden Spikes
6/10	Jorge Fabregas, C	Outrighted to Omaha Golden Spikes
6/18	Blake Stein, RHP	Recalled from Rehab assignment
6/21	Mark Quinn, OF Ray Holbert, INF Blake Stein, RHP	Recalled from Omaha Golden Spikes Outrighted to Omaha Golden Spikes Assigned on Rehab to Wichita
6/23	Chad Durbin, RHP Dan Murray, RHP	Recalled from Omaha Golden Spikes Optioned to Omaha Golden Spikes
6/28	Jorge Fabregas, C Doug Bochtler, RHP Brian Johnson, C Miguel Batista, RHP	Contract purchased from Omaha Golden Spikes Contract purchased from Omaha Golden Spikes Designated for Assignment Designated for Assignment
6/29	Carlos Febles, INF	Assigned on Rehab to Gulf Coast
6/30	Brian Johnson, C	Given unconditional release
7/5	Carlos Beltran, OF Blake Stein, RHP	Placed on 15-day D.L., retro to 7/4 (bone bruise, right knee) Recalled from Rehab assignment; reinstated from 15-Day D.L.
7/7	Miguel Batista, RHP	Outrighted to Omaha Golden Spikes
7/10	Carlos Febles, INF Chris Fussell, RHP	Recalled from Rehab assignment Assigned on Rehab to Gulf Coast
7/13	Carlos Febles, INF	Assigned on Rehab to Omaha
7/15	Tim Byrdak, LHP Jeff D'Amico, RHP	Recalled from Omaha Golden Spikes Optioned to Omaha Golden Spikes
7/18	Carlos Febles, INF Brett Laxton, RHP	Recalled from Rehab assignment; reinstated from D.L. Optioned to Omaha Golden Spikes
7/19	Andy Larkin, RHP Jorge Fabregas, C	Claimed off waivers from Cincinnati Reds; reported 7/20 Placed on 15-Day D.L. (Inflammation, right elbow)
7/20	Hector Ortiz, C Jose Santiago, RHP	Contract purchased from Omaha Golden Spikes Optioned to Omaha Golden Spikes
7/27	Jamie Walker, LHP	Given unconditional release
7/28	Kris Wilson, RHP Doug Bochtler, RHP	Contract purchased from Wichita Wranglers Designated for Assignment
7/31	Brian Meadows, RHP Jay Witasick, RHP Jorge Fabregas, C	Obtained from San Diego Padres Traded to San Diego Padres for Brian Meadows Assigned on Rehab to Omaha
8/3	Doug Bochtler, RHP Carlos Beltran, OF	Outrighted to Omaha Golden Spikes Placed on Suspended List by Royals

<b>Date</b>	<b>Player/Position</b>	<b>Transaction</b>
8/7	Chad Durbin, RHP	Optioned to Omaha Golden Spikes
8/8	Chris Fussell, RHP	Recalled from Rehab assignment; reinstated from D.L.
8/9	Jorge Fabregas, C	Recalled from Rehab assignment (still on D.L.)
8/11	Wilson Delgado, INF	Obtained from New York Yankees for Nick Ortiz
	Paul Spoljaric, LHP	Contract purchased from Omaha Golden Spikes
	Tim Byrdak, LHP	Optioned to Wichita Wranglers
	Scott Pose, OF	Optioned to Omaha Golden Spikes
	Orber Moreno, RHP	Transferred to 60-day D.L.
8/14	Carlos Febles, INF	Placed on 15-day D.L. (right ankle bone bruise)
	Scott Pose, OF	Recalled from Omaha Golden Spikes
8/18	Jose Santiago, LHP	Recalled from Omaha Golden Spikes
8/21	Carlos Beltran, OF	Removed from suspended list; assigned on Rehab to Gulf Coast; recalled from Rehab assignment
8/24	Jorge Fabregas, C	Assigned on Rehab to Omaha
8/25	Carlos Beltran, OF	Assigned on Rehab to Wilmington
8/28	Paul Spoljaric, LHP	Assigned on Rehab to Omaha
8/30	Jerry Spradlin, RHP	Given unconditional release
8/31	Scott Mullen, LHP	Contract purchased from Omaha Golden Spikes
9/1	Justin Lamber, RHP	Outrighted to Wichita Wranglers
	Jorge Fabregas, C	Recalled from Rehab assignment; reinstated from D.L.
9/2	Carlos Febles, INF	Reinstated from D.L.
9/4	Carlos Beltran, OF	Recalled from Rehab assignment; reinstated from D.L.
	Paul Spoljaric, LHP	Recalled from Rehab assignment; reinstated from D.L.
9/5	Dee Brown, OF	Recalled from Omaha Golden Spikes
	Dan Murray, RHP	Recalled from Omaha Golden Spikes
9/13	Tim Byrdak, LHP	Recalled from Omaha – Not to Report
	Lance Carter, RHP	Recalled from Omaha – Not to Report
	Jeff D'Amico, RHP	Recalled from Omaha – Not to Report
	Chad Durbin, RHP	Recalled from Omaha – Not to Report
	Brett Laxton, RHP	Recalled from Omaha – Not to Report
	Jason Rakers, RHP	Recalled from Omaha – Not to Report
	Goefrey Tomlinson, OF	Recalled from Omaha – Not to Report
10/2	Jose Rosado, RHP	Reinstated from 15-day D.L.
10/10	Scott Pose, OF	Elected for free agency
	Paul Spoljaric, LHP	Elected for free agency
	Jason Rakers, RHP	Outrighted to Omaha
	Goefrey Tomlinson, OF	Outrighted to Omaha
	Lance Carter, RHP	Became a free agent
	Andrew Larkin, RHP	Became a free agent
10/12	Orber Moreno, RHP	Reinstated from 60-day D.L.
10/14	Scott Pose, OF	Elected for free agency
	Paul Spoljaric, LHP	Elected for free agency
10/31	Jeff Reboulet, INF	Elected for free agency
11/1	Jorge Fabregas, C	Elected for free agency
11/3	Ricky Bottalico, RHP	Elected for free agency
11/19	Jeremy Affeldt, LHP	Contract purchased from Omaha
	Alexis Gomez, OF	Contract purchased from Omaha
	Shawn Sonnier, RHP	Contract purchased from Wichita
	Paul Phillips, C	Contract purchased from Wichita
11/20	Junior Guerrero, RHP	Contract purchased from Omaha
12/11	Endy Chavez, OF	Selected in the Rule 5 Draft from Norfolk
12/21	Tim Byrdak, LHP	Non-Tendered
	Jeff D'Amico, RHP	Non-Tendered
	Todd Dunwoody, OF	Non-Tendered
1/8	Roberto Hernandez, RHP	Obtained from Oakland Athletics
	A.J. Hinch	Obtained from Oakland Athletics
	Angel Berroa	Obtained from Oakland Athletics
	Johnny Damon	Traded to Oakland Athletics
	Mark Ellis	Traded to Oakland Athletics
1/18	Mike Sweeney	Agreed to two-year contract through 2002, avoiding salary arbitration
1/26	Luis Alicea	Agreed to one-year contract
2/1	Dave McCarty, 1B/OF	Agreed to two-year contract through 2002, avoiding salary arbitration

# Royals 2000 June Draft

RD.	PLAYER	POS.	HT	WT	B/T	DOB	LAST SCHOOL
1	Michael Stodolka	LHP	6-1	200	L/L	9-4-81	Centennial HS
2	Michael Tonis	C	6-3	215	R/R	2-9-79	University of California
3	Scott Walter	C	6-2	200	R/R	12-28-78	Loyola Marymount
4	David DeJesus	CF	5-11	165	L/L	12-20-79	Rutgers
5	Zachery McClellan	RHP	6-5	195	R/R	11-25-78	Indiana
6	Brian Bass	RHP	6-1	185	R/R	1-6-82	Robert E. Lee HS
7	Jason Kaanoi	RHP	5-11	175	R/R	8-19-82	Kamehameha HS
8	Luis Cotto	SS	6-0	170	R/R	7-9-81	Instituto Cumbre HS
9	Luis Escobar	C	6-0	175	L/R	9-5-82	Fernando Callejas HS
10	Jason Fingers	RHP	6-6	185	R/R	8-17-78	Arizona State
11	Ryan Bukvich	RHP	6-3	230	R/R	5-13-78	No School
12	Darren Fenster	SS	5-10	175	R/R	9-11-78	Rutgers
13	Jonathan Metzger	LHP	6-3	205	L/L	10-27-78	Fairfax Station, Va.
14	Justin Gemoll	3B	6-2	200	R/R	11-19-77	Southern California
15	Adam Peterson	RHP	6-2	195	R/R	5-18-79	Wichita State
16	Joseph Baker	RHP	6-5	205	R/R	8-30-78	San Jose State
17	William Keppinger	OF	6-0	190	L/L	12-15-78	Cumberland University
18	Thomas Saye	RHP	6-0	175	S/R	4-6-81	No School
19	Aaron Melebeck	SS	5-11	175	R/R	1-5-78	Houston
20	Justin Cowan	C	5-10	195	R/R	11-24-77	Canon City, Colo.
21	Ian Ferguson	RHP	6-4	225	R/R	8-23-79	Regis University
22	Michael Natale	RHP	6-2	195	R/R	9-2-79	Lewis & Clark State
23	Robert Mosby	RHP	6-3	245	R/R	4-9-82	East St. Louis HS
24	Michael Matthews	RF	6-5	210	S/R	12-9-79	Columbia State CC
25	William Brian	RHP	6-5	215	R/R	11-7-78	Louisiana State
26	Dustin Wrightsman	RHP	6-4	226	R/R	12-7-79	Faulkner State CC
27	Marco Cunningham	OF	5-10	185	R/R	8-3-77	Texas Tech
28	Louis Wieben	LHP	6-3	175	L/L	10-31-80	Pittsburgh CC
29	Daniel McKinney	LHP	6-3	215	R/L	11-25-81	White Station School
30	Jebson Thomas	RHP	6-4	215	R/R	10-3-78	Montreat College
31	Ruben Gotay	2B	5-10	163	S/R	12-25-82	Indian Hills CC
32	Richard Carroll	1B	6-3	225	R/R	12-24-79	St. Petersburg JC
33	Jason Cierlick	LHP	6-1	205	L/L	2-21-81	Kirkwood CC
34	Luca Petrocelli	RHP	6-1	195	R/R	9-26-81	Hackensack HS
35	Bradley Knox	RHP	6-2	195	R/R	5-27-82	Cypress Falls HS
36	Darnell Suber	OF	5-11	190	R/R	6-27-81	Lauren HS
37	Marland Williams	OF	5-9	175	R/R	6-22-81	Williston HS
38	John Caruso	C	6-1	190	R/R	3-14-82	Chapparel HS
39	William Hooten	RHP	6-3	185	R/R	9-24-80	Evangel Christian Academy
40	Michael Abdalla	RHP	6-0	210	R/R	5-24-79	Youngstown State
41	Dustin Timm	RHP	6-4	180	R/R	10-7-81	Yutan HS
42	Odannis Ayala	OF	5-11	170	R/R	7-2-80	Frank Phillips College
43	Britt Bearden	SS	6-0	170	R/R	2-23-81	Lexington HS
44	Stephen Nielsen	RHP	6-6	170	R/R	2-3-82	Joliet Catholic Academy
45	Reinaldo Colon	RHP	6-3	200	R/R	1-8-83	Patria La Torre HS
46	Seth Davidson	SS	6-0	170	S/R	2-26-79	Southern California
47	Brandon Bird	RHP	6-5	190	R/R	5-30-82	Northwest HS
48	Reeves Smith	RHP	6-5	180	R/R	12-29-81	Cleveland HS
49	Clint Mokry	RHP	6-4	215	R/R	11-4-81	Taylor HS
50	Hector Rosado	LHP	5-10	170	L/L	3-13-81	Hill JC

# 2000 Spring Training Stats

## Batting

PLAYER	AVG	G	AB	R	H	2B	3B	HR	RBI	SH	SF	HP	BB	SO	SB	CS	GDP	E
Alou	.000	1	1	0	0	0	0	0	0	0	0	0	0	1	0	0	0	0
Beltran	.386	26	88	20	34	5	2	5	27	0	3	0	6	14	2	0	0	1
Berblinger	.000	1	4	0	0	0	0	0	1	0	0	1	0	2	0	0	0	0
Berger	.000	2	1	0	0	0	0	0	0	0	0	0	0	0	0	0	0	0
Brown	.250	16	40	5	10	3	2	0	4	0	1	0	3	13	2	0	0	0
Calderon	.000	1	2	0	0	0	0	0	0	0	0	0	0	0	0	0	0	0
Carr	.500	3	6	2	3	0	0	0	1	0	0	0	0	1	0	1	0	0
Damon	.400	25	75	24	30	5	1	2	8	1	1	2	13	6	7	0	1	1
Dodson	.176	11	17	3	3	0	0	1	4	0	2	0	2	6	0	0	1	1
Dunwoody	.395	15	38	6	15	1	2	0	5	0	2	0	3	6	1	0	0	1
Dye	.298	23	84	13	25	8	0	2	22	0	2	1	5	15	0	0	1	0
Ellis	.000	2	2	1	0	0	0	0	0	0	0	0	0	1	0	0	0	0
Escamilla	1.000	1	1	1	1	0	0	1	2	0	0	0	0	0	0	0	0	0
Escandari	.000	2	0	0	0	0	0	0	0	0	0	0	1	0	1	0	0	0
Fabregas	.320	17	25	0	8	0	0	0	5	0	1	0	0	1	0	0	2	0
Fasano	.111	15	36	1	4	2	0	0	2	0	1	0	0	12	0	0	2	1
Febles	.282	24	78	17	22	6	0	0	15	1	1	1	8	15	4	2	2	1
Gomez	.333	2	3	1	1	0	0	0	0	0	0	0	0	2	0	0	0	0
Hallmark	1.000	1	2	0	2	0	0	0	0	0	0	0	0	0	1	0	0	0
Haney	.333	6	6	2	2	0	0	0	1	0	0	0	0	1	0	0	1	2
Hill	.000	2	1	0	0	0	0	0	0	0	0	0	0	0	0	0	0	0
Holbert	.234	23	47	6	11	2	0	0	2	2	1	1	4	7	3	2	1	7
Johnson	.353	15	34	5	12	1	1	0	6	0	0	0	5	6	0	0	0	0
McCarty	.381	8	21	5	8	1	0	1	4	0	0	0	1	6	0	0	1	0
Medrano	.233	26	43	8	10	3	0	1	6	1	0	0	5	6	2	0	0	2
Molina	.167	4	6	0	1	0	0	0	0	0	0	0	0	3	0	0	0	0
Norman	.375	6	8	2	3	1	0	1	1	0	0	0	1	0	0	0	0	0
Ortiz	.167	13	18	5	3	1	0	0	1	0	1	0	5	4	0	0	0	1
Pellow	.667	1	3	1	2	1	0	1	2	0	0	1	0	0	0	0	0	0
Phillips	.400	3	5	2	2	0	0	0	0	0	0	0	0	1	0	0	0	1
Pose	.397	24	58	12	23	2	3	0	6	0	0	1	3	6	3	1	0	1
Prieto	.313	13	16	4	5	0	0	0	2	0	0	0	2	3	0	0	0	3
Quinn	.277	23	65	8	18	3	0	2	11	0	1	1	8	12	0	0	0	0
Randa	.419	24	74	15	31	8	0	6	21	0	0	0	6	2	0	2	3	1
Reboulet	.373	23	51	12	19	5	1	0	5	1	0	0	9	12	0	0	1	2
Roberge	.000	2	3	0	0	0	0	0	0	0	0	0	0	1	0	0	0	0
Sanchez	.400	21	55	14	22	2	0	0	13	2	0	2	6	4	1	0	0	3
Snopek	.238	12	21	3	5	1	0	1	4	0	2	1	4	1	0	0	0	2
Sorrento	.286	17	42	3	12	2	0	1	11	0	3	0	3	8	1	0	1	2
Sweeney	.398	26	83	20	33	12	1	6	25	0	0	1	9	2	0	1	1	4
Tomlinson	.167	6	6	0	1	0	0	0	1	0	0	0	0	0	0	0	0	0
Zaun	.188	16	32	6	6	2	0	0	5	0	3	0	6	4	2	0	1	4
TEAM	.319	34	1215	229	388	77	13	31	224	12	25	13	121	189	31	9	20	44
OPP.	.274	34	1166	190	319	51	9	38	176	5	18	13	116	184	26	10	29	26

## Pitching

PITCHER	W	L	ERA	G	GS	CG	SHO	SV	IP	H	R	ER	HR	HB	BB	SO	WP	BK	AVG
Bochtler	0	0	0.90	8	0	0	0	0	10.0	11	2	1	0	0	3	12	0	0	.282
Bottalico	0	1	3.00	11	0	0	0	1	12.0	12	7	4	2	1	5	6	1	0	.267
Brewer	1	2	6.23	9	0	0	0	0	8.2	13	9	6	3	1	0	6	1	0	.342
Byrdak	0	1	16.50	6	0	0	0	0	6.0	15	12	11	3	1	4	4	0	0	.484
Carter	0	0	6.75	3	1	0	1	0	4.0	6	5	3	2	0	1	4	0	0	.353
Corbin	1	0	2.89	6	0	0	0	0	9.1	3	3	3	0	1	4	6	0	0	.097
Durbin	1	0	3.60	5	4	0	0	0	15.0	12	7	6	2	0	8	15	1	0	.226
Fussell	1	0	4.50	9	0	0	0	1	16.0	14	10	8	2	0	6	15	0	0	.230
George	0	0	9.00	1	0	0	0	0	1.0	2	1	1	0	0	0	1	0	0	.500
Green	1	1	8.03	4	4	0	0	0	12.1	23	11	11	5	0	8	9	2	0	.390
Guerrero	0	0	0.00	1	0	0	0	0	2.0	1	0	0	0	1	0	1	0	0	.200
Hurtado	0	0	6.75	3	0	0	0	0	4.0	4	3	3	1	0	1	1	1	0	.250
Laxton	1	1	6.75	4	3	0	0	0	10.2	8	11	8	2	1	9	4	1	0	.195
Lundquist	0	0	9.00	1	0	0	0	0	1.0	2	1	1	1	0	0	0	0	0	.400
MacDougal	0	1	9.82	2	2	0	0	0	3.2	3	9	4	0	0	6	1	0	0	.176
Murray	1	1	5.30	7	3	0	0	0	18.2	17	11	11	2	0	9	11	1	0	.250
Rakers	1	0	1.42	7	1	0	0	1	12.2	11	2	2	1	1	4	4	0	0	.229
Reichert	1	0	2.04	7	0	0	0	0	17.2	13	4	4	0	3	5	12	2	0	.217
Rigby	0	0	3.00	7	0	0	0	0	12.0	13	5	4	0	0	1	7	1	0	.271
Risley	0	0	0.00	1	0	0	0	0	1.0	1	1	0	0	0	1	2	0	0	.333
Rosado	0	1	9.82	3	3	0	0	0	11.0	18	12	12	12	0	6	5	0	0	.367
Ryan	1	1	12.19	7	0	0	0	0	10.1	23	15	14	3	0	5	4	0	0	.460
Santiago	1	0	3.00	10	0	0	0	0	15.0	12	8	5	0	1	3	14	0	0	.214
Sodowsky	0	1	18.00	2	0	0	0	1	2.0	4	4	4	1	0	2	0	0	0	.400
Sonnier	0	0	0.00	1	0	0	0	0	0.2	2	0	0	0	0	1	0	0	0	.667
Spradlin	2	1	5.52	8	0	0	0	1	14.2	19	10	9	2	1	2	7	1	0	.317
Suppan	2	1	2.70	4	4	0	0	0	16.2	14	6	5	0	0	4	9	0	0	.215
Suzuki	1	1	5.84	5	1	0	0	0	12.1	11	8	8	2	0	8	9	1	0	.239
Walker	1	0	1.13	5	1	0	0	2	8.0	9	1	1	0	1	0	3	0	0	.281
Wallace	0	1	18.00	1	0	0	0	0	1.0	1	2	2	0	0	2	0	0	0	.250
Witasick	1	1	3.00	7	7	0	0	0	27.0	22	10	9	4	0	8	12	1	0	.216
TEAM	18	16	4.74	34	34	0	1	7	296.1	319	190	156	38	13	116	184	14	0	.274
OPP.	16	18	6.26	34	34	0	0	6	296.0	388	229	206	31	13	121	189	19	1	.319

# HISTORY

Hall of Fame


All-Time Roster

All-Time Trades

Award Winners

Playoffs

World Series



# Royals Hall of Fame

The Royals Hall of Fame was established to honor individuals who have made exceptional contributions to the Royals organization. To date, 18 people have been inducted into the Royals Hall of Fame. Outfielder Amos Otis and pitcher Steve Busby were inducted in the inaugural ceremony in 1986; Paul Splitteroff, Cookie Rojas and Dick Howser were inducted in 1987; Dennis Leonard and Hal McRae were added in 1989; while Fred Patek, Larry Gura and Joe Burke joined the select group in 1992. Owner Ewing Kauffman was the sole addition in the Silver Anniversary season of 1993, George Brett was added in 1994 and Frank White joined the Hall in 1995. Muriel Kauffman and John Mayberry joined the select group in 1996. Dan Quisenberry was honored in 1998, while the most recent inductees, Whitey Herzog and Willie Wilson, were added in 2000. There were no selections for 2001.



## Amos Otis Outfielder, 1970-1983

**Amos Otis'** career with the Royals spanned 14 years (1970-1983) when he held down the starting centerfield spot. He compiled a solid .280 average in a Kansas City uniform with 193 home runs, 992 RBI and 340 stolen bases while winning 3 Gold Gloves and 5 All-Star nominations. He was the Royals Player of the Year three times (1971, '73 and '78).



## Steve Busby Pitcher, 1972-1976, 1978-1980

**Steve Busby** was one of the Royals best pitchers and top competitors despite having his career shortened by a shoulder injury. From 1973-75 he averaged 18.6 wins, 260 innings and 177 strikeouts per season while establishing many club records. A 2-time All-Star, he's the only pitcher to toss no-hitters in each of his first two big league seasons.



## Paul Splitteroff Pitcher, 1970-1984

**Paul Splitteroff's** big league career included action in 15 seasons from 1970-84. He was a mainstay on the staff from 1972-80 when he averaged nearly 15 wins and 220 innings per year. The big left-hander holds the Royals career records for wins, starts and innings pitched. In 1973 he became the first 20-game winner in Royals history.



## Cookie Rojas Second Base, 1970-1977

**Cookie Rojas** brought eight-and-a-half years National League experience to the Royals in 1970 and his experience and leadership abilities were felt immediately with the young expansion team, providing a solid base for future championships. Rojas was named to the American League All-Star team four consecutive years (1971-74).



## Dick Howser

### Manager, 1981-1987

**Dick Howser** managed the Royals from August 31, 1981 to February 23, 1987 before losing a courageous battle to cancer on June 17, 1987. During Howser's regime, the Royals won 2 division titles and a World Championship in 1985. He compiled a 404-365 record (.525) while guiding the Royals. His uniform number 10 was the first number retired by the Royals.



## Dennis Leonard

### Pitcher, 1974-1986

**Dennis Leonard** is the only 3-time 20-game winner in Royals history. The 3-time Royals Pitcher of the Year holds the club's career record for complete games and shutouts, and single season highs in starts, complete games, innings pitched and strikeouts. His 130 wins from 1975-81 were the most by a righthanded pitcher in the Major Leagues.



## Hal McRae

### Designated Hitter, 1973-1987

**Hal McRae's** hard-nosed, aggressive style of play set the tone for the Royals championship clubs. He spent 14 full seasons in a Royals uniform and was recognized as one of the AL's most prolific designated hitters. He was a 3-time All-Star, led the league in doubles twice and topped the loop with 133 RBI in 1982. He earned Royals Player of the Year honors in 1974 and '82.



## Fred Patek

### Shortstop, 1971-1979


Despite being the smallest player in the big leagues at 5-4, **Fred Patek** was a cornerstone of the early success of the franchise. He wore a Royals uniform from 1971-79, posting a .241 average in 1,245 games, earning a pair of All-Star game selections from his shortstop position. He led the league with 11 triples in 1971 and with 53 stolen bases in 1977.



## Larry Gura

### Left-handed Pitcher, 1976-1985


**Larry Gura** logged a 111-78 record as a Royal, a 59 percent winning percentage, the top mark in club history. The crafty lefthander was a member of the 1980 American League All-Star squad and twice was selected as the Royals Pitcher of the Year (1978 and 1981). His career highs for wins came in 1980 and 1982 when he recorded 18 victories.



## Joe Burke

### General Manager/President, 1973-1992

Under **Joe Burke's** guidance, baseball achieved its greatest success in Kansas City. He joined the club in 1973 and served as General Manager from 1974-1981. He was President of the club from that time until cancer took his life in 1992. He was named Major League Executive of the Year in 1976 and was named "Mr. Baseball" at the Kansas City Baseball Awards Dinner in 1978.



## Ewing Kauffman

### Owner, 1968-1993

The strength and integrity of **Ewing Kauffman's** ownership was the cornerstone of success for the Royals during the club's first 25 years. When purchasing the club as an expansion team in 1968, his primary motivation was to provide winning Major League Baseball for Kansas City. Prior to his death in 1993, he provided an innovative plan to insure new ownership would keep baseball in Kansas City.



## George Brett

### Infielder, 1973-1993

**George Brett** wrapped up a 20-year Hall of Fame career with the Royals in 1993. The 13-time All-Star and 8-time Royals Player of the Year is the club's all-time leader in every offensive category except stolen bases. He was an American League MVP, a Gold Glove Award winner and 3-time AL batting champion. He was selected to the Major League Hall of Fame in 1999.



## Frank White

### Second Baseman, 1973-1990

**Frank White** was *the* defensive star for the Royals from 1973-90 as he won 8 Gold Gloves, an American League record for 2nd basemen. He was selected to the All-Star team 8 times, named the Royals Player of the Year in 1983 and 1986 and tabbed as the ALCS MVP in 1980. He is 2nd on the Royals career charts in hits, games and at bats. White's number 20 has been retired.



## Muriel Kauffman

### Royals First Lady, 1968-1995


**Muriel Kauffman**, the Royals First Lady, was the driving force behind Mr. K's decision to buy the Kansas City Royals. She was a member of the club's Board of Directors and served as a major impetus to the smashing success of the Royal Lancers. Away from the ballpark, she established the Muriel McBrien Kauffman Foundation to support and perpetuate the performing arts and to advance education, research and prevention in the health field.



## John Mayberry

### Infielder, 1972-1977

**John Mayberry** was the Royals first true power hitter and probably the most impressive. He was a bomber in a lineup that featured speed and gap hitters. In 6 seasons in Kansas City he averaged 24 home runs and 94 RBI. He earned All-Star honors in both 1973 and '74 and became the club's first 30-home run hitter with 34 "taters" in 1975.



## Dan Quisenberry

### Pitcher, 1979-1988

**Dan Quisenberry's** bullseye control, submarine-style delivery and quick wit made him a favorite among his teammates, media, peers and fans. He earned Royals Pitcher of the Year honors 4 times, was selected to the All-Star team on 3 occasions, led the American League in saves 5 times and was a 5-time winner of the American League Fireman of the Year award.



## Willie Wilson

### Outfielder, 1976-1990

**Willie Wilson** became only the second player in baseball history to stroke 100 hits from each side of the plate in a season in 1980. He collected 2,207 hits and 668 stolen bases, including a league leading and club record 83 in 1979. He was a Gold Glove Award winner in 1980, was the Royals Player of the Year in 1981 and was on the American League All-Star team in 1982 and 1983.



## Whitey Herzog

### Manager, 1975-1979

Dorrel Norman Elvert "**Whitey**" Herzog managed the Royals from 1975 to 1979. He led the team to three straight American League Western Division titles, the first division titles in club history. His top season came in 1977 when he managed the Royals to a club record 102 wins. The 1976 UPI Manager of the Year, he is the Royals all-time winningest manager, posting a record of 410-304.

### Retired Numbers

In a ceremony that took place on April 7, 1997 prior to the season's home opener, the Kansas City Royals unveiled a special display of the club's three retired uniform numbers. The number 10, worn by former manager **Dick Howser**; the number 5, worn by former third baseman **George Brett**; and the number 20, worn by former second baseman **Frank White**; had all previously been retired by the ballclub. From that date forward, the four-foot high solid bronze numbers will be displayed at Kauffman Stadium just below the message board in center field.

# All-Time Royals Roster

Includes all 496 players who have appeared in one or more official Major League games for the Royals.

## A

Abernathy, Ted (P)—1970-72  
Adair, Jerry (INF)—1969-70  
Aikens, Willie (INF)—1980-83  
Alcaraz, Luis (INF)—1969-70  
Allensworth, Jermaine (OF)—1998  
Anderson, Rick (P)—1987-88  
Anderson, Scott (P)—1995  
Angelini, Norm (P)—1972-73  
Appier, Kevin (P)—1989-99  
Aquino, Luis (P)—1988-92  
Armstrong, Mike (P)—1982-83  
Ashford, Tucker (INF)—1984

## B

Balboni, Steve (INF)—1984-88  
Ballier, Jay (P)—1990  
Bankhead, Scott (P)—1986  
Bannister, Floyd (P)—1988-89  
Barber, Brian (P)—1998-99  
Barranca, German (INF)—1979-80  
Bass, Randy (INF)—1978  
Batista, Miguel (P)—2000  
Beckwith, Joe (P)—1984-85  
Belcher, Tim (P)—1996-98  
Belinda, Stan (P)—1993-94  
Bell, Jay (INF)—1997  
Bell, Terry (C)—1986  
Beltran, Carlos (OF)—1998-00  
Beniquez, Juan (OF-INF)—1987  
Benitez, Yamil (OF)—1997  
Benzinger, Todd (INF)—1991  
Berenguer, Juan (P)—1981, 1992  
Berry, Sean (INF)—1990-91  
Bevacqua, Kurt (INF)—1973-74  
Bevil, Brian (P)—1996-98  
Biancalana, Buddy (INF)—1982-87  
Bird, Doug (P)—1973-78  
Black, Buddy (P)—1982-88  
Blue, Vida (P)—1982-83  
Bluma, Jaime (P)—1996  
Bochtler, Doug (P)—2000  
Boddicker, Mike (P)—1991-92  
Bones, Ricky (P)—1997-98  
Boone, Bob (C)—1989-90  
Borders, Pat (C)—1995  
Bosley, Thad (OF)—1987-88  
Bottalico, Ricky (P)—2000  
Botelho, Derek (P)—1982  
Braun, Steve (OF-INF)—1978-80  
Brett, George (INF)—1973-93  
Brett, Ken (P)—1980-81  
Brewer, Billy (P)—1993-95  
Brewer, Mike (OF)—1986  
Briles, Nelson (P)—1974-75  
Brooks, Hubie (OF)—1993-94  
Brown, Dee (OF)—1998-00  
Browning, Tom (P)—1995  
Bruno, Tom (P)—1976  
Buchanan, Bob (P)—1989  
Buckner, Bill (INF-DH)—1988-89  
Bunch, Melvin (P)—1995  
Bunker, Wally (P)—1969-71  
Burgmeier, Tom (P)—1969-73  
Burgos, Enrique (P)—1993  
Busby, Steve (P)—1972-76, 1978-80  
Butler, Bill (P)—1969-71  
Byrdak, Tim (P)—1998-00

## C

Caceres, Edgar (INF)—1995  
Cadaret, Greg (P)—1993  
Campanis, Jimmy (C)—1969-70  
Campbell, Jim (P)—1990  
Capra, Nick (OF)—1988  
Cardenal, Jose (OF)—1980  
Carrasco, Hector (P)—1997  
Carter, Lance (P)—1999  
Casian, Larry (P)—1997  
Castillo, Manny (INF)—1980  
Castro, Bill (P)—1982-83  
Cepeda, Orlando (INF)—1974  
Chalk, Dave (INF)—1980-81  
Chamberlain, Craig (P)—1979-80  
Christenson, Gary (P)—1979-80  
Cisco, Galen (P)—1969  
Clark, David (OF)—1991  
Clark, Terry (P)—1996  
Clarke, Stan (P)—1989  
Clemons, Lance (P)—1971  
Codioli, Chris (P)—1990  
Colborn, Jim (P)—1977-78  
Cole, Stu (INF)—1991  
Coleman, Vince (OF)—1994-95  
Concepcion, Onix (INF)—1980-85  
Cone, David (P)—1986, 1993-94  
Conine, Jeff (INF)—1990, 1992, 1998  
Converse, Jim (P)—1995, 1997  
Cookson, Brent (OF)—1995  
Cooper, Scott (INF)—1997  
Corbin, Archie (P)—1991  
Cowens, Al (OF)—1974-79  
Cram, Jerry (P)—1969, 1976  
Crawford, Steve (P)—1989-91  
Creech, Keith (P)—1982-83  
Cripe, Dave (INF)—1978  
Cromartie, Warren (INF)—1991  
Cruz, Todd (INF)—1979

## D

Dal Canton, Bruce (P)—1971-75  
D'Amico, Jeff (P)—2000  
Damon, Johnny (OF)—1995-00  
Davis, Butch (OF)—1983-84  
Davis, Chili (DH)—1997  
Davis, John (P)—1987  
Davis, Mark (P)—1990-92  
Davis, Storm (P)—1990-91  
Davis, Tommy (OF)—1976  
DeJesus, Jose (P)—1988-89, 1994  
DeLaMaza, Roland (P)—1997  
Delgado, Wilson (INF)—2000  
de los Santos, Luis (INF)—1988-89  
Dent, Bucky (INF)—1984  
Detherage, Bob (OF)—1980  
DiPino, Frank (P)—1993  
Dotson, Richard (P)—1990  
Drabowsky, Moe (P)—1969-70  
Drago, Dick (P)—1969-73  
Dunwoody, Todd (OF)—2000  
Durbin, Chad (P)—1999-00  
Dye, Jermaine (OF)—1997-00

## E

Eastwick, Rawly (P)—1980  
Eaton, Craig (P)—1979  
Eisenreich, Jim (OF)—1987-92  
Encarnacion, Luis (P)—1990  
Evans, Bart (P)—1998

## F

Fabregas, Jorge (C)—2000  
Farr, Steve (P)—1985-90  
Fasano, Sal (C)—1996-99  
Febles, Carlos (INF)—1998-00  
Ferreira, Tony (P)—1985  
Filson, Pete (P)—1990  
Fiore, Mike (INF)—1969-70  
Fitzmorris, Al (P)—1969-76  
Fleming, Dave (P)—1995  
Floyd, Bob (INF)—1970-74  
Foucault, Steve (P)—1978  
Foy, Joe (INF)—1969  
Frost, Dave (P)—1982  
Fussell, Chris (P)—1999-00

## G

Gaetti, Gary (INF)—1993-95  
Gagne, Greg (INF)—1993-95  
Gale, Rich (P)—1978-81  
Garber, Gene (P)—1973-74, 1987-88  
Garcia, Dan (OF)—1981  
Gardner, Mark (P)—1993  
Gardner, Wes (P)—1991  
Gaudet, Jim (C)—1978-80  
Geronimo, Cesar (OF)—1981-83  
Giambi, Jeremy (OF)—1998-99  
Gibson, Kirk (OF)—1991  
Gleaton, Jerry Don (P)—1987-89  
Gonzalez, Fernando (INF)—1974  
Goodwin, Tom (OF)—1994-97  
Gordon, Tom (P)—1988-95  
Granger, Jeff (P)—1993-94, '96  
Grote, Jerry (C)—1981  
Grotewold, Jeff (C)—1995  
Gubicza, Mark (P)—1984-96  
Gumpert, Dave (P)—1987  
Gura, Larry (P)—1976-85  
Gwynn, Chris (OF)—1992-93

## H

Habyan, John (P)—1993  
Hall, Tom (P)—1976-77  
Halter, Shane (INF)—1997-98  
Hamelin, Bob (INF)—1993-96  
Hammaker, Atlee (P)—1981  
Hammond, Steve (OF)—1982  
Haney, Chris (P)—1992-98  
Hansen, Jed (INF)—1997-99  
Hansen, Ron (INF)—1972  
Hargeshimer, Al (P)—1986  
Harris, Bill (INF)—1969  
Harrison, Chuck (INF)—1969, 1971  
Hassler, Andy (P)—1976-78  
Hatcher, Chris (OF)—1998  
Healy, Fran (C)—1969, 1973-76  
Hearn, Ed (C)—1987-88

Heath, Kelly (INF)—1982  
 Heaton, Neal (P)—1992  
 Hedlund, Mike (P)—1969-72  
 Hegman, Bob (INF)—1985  
 Heise, Bob (INF)—1977  
 Henderson, Dave (OF)—1994  
 Hernandez, Jack (INF)—1969-70  
 Hlatt, Phil (INF)—1993, 1995  
 Hoerner, Joe (P)—1973-74  
 Holbert, Ray (INF)—1999-00  
 Hood, Don (P)—1982-83  
 Hopkins, Gail (INF)—1971-73  
 Hovley, Steve (OF)—1972-73  
 Howard, David (INF)—1991-97  
 Hrabosky, Al (P)—1978-79  
 Huisman, Rick (P)—1995-96  
 Huisman, Mark (P)—1983-86  
 Hurdle, Clint (OF)—1977-81

## I

Iorg, Dane (OF-INF)—1984-85  
 Ireland, Tim (INF)—1981-82

## J

Jackson, Bo (OF)—1986-90  
 Jackson, Danny (P)—1983-87  
 Jackson, Grant (P)—1982  
 Jackson, Mike (P)—1972-73  
 Jacome, Jason (P)—1995-97  
 James, Chris (OF)—1995  
 Jefferies, Gregg (INF)—1992  
 Jeltz, Steve (INF)—1990  
 Johnson, Bob (P)—1970  
 Johnson, Brian (C)—2000  
 Johnson, Ron (INF)—1982-83  
 Johnson, Rondin (INF)—1986  
 Johnston, Joel (P)—1991-92  
 Jones, Lynn (OF)—1984-86  
 Jones, Mike (P)—80-81, 84-85  
 Jones, Ross (INF)—1987  
 Jones, Ruppert (OF)—1976  
 Jones, Steve (P)—1969  
 Jose, Felix (OF)—1993-95  
 Joyner, Wally (INF)—1992-95

## K

Keatley, Greg (C)—1981  
 Kelly, Pat (OF)—1969-70  
 Keough, Joe (OF)—1969-72  
 Killebrew, Harmon (INF)—1975  
 King, Jeff (INF)—1997-99  
 Kingery, Mike (OF)—1986  
 Kirkpatrick, Ed (OF-C)—1969-73  
 Knoop, Bobby (INF)—1971-72  
 Koslowski, Kevin (OF)—1992-94  
 Kreuter, Chad (C)—1999  
 Kusnyer, Art (C)—1978

## L

LaCock, Pete (INF)—1977-80  
 LaCoss, Mike (P)—1985  
 Lahoud, Joe (OF)—1977-78  
 Lance, Gary (P)—1977  
 Larkin, Andy (P)—2000  
 Law, Rudy (OF)—1986  
 Laxton, Brett (P)—2000  
 Leach, Terry (P)—1989  
 Lee, Mark (P)—1988  
 Leeper, Dave (OF)—1984-85  
 Leibbrandt, Charlie (P)—1984-89

Leius, Scott (INF)—1998-99  
 Lennon, Patrick (OF)—1996  
 Leonard, Dennis (P)—1974-86  
 Lind, Jose (INF)—1993-95  
 Linton, Doug (P)—1995-96  
 Liriano, Nelson (INF)—1991  
 Littell, Mark (P)—1973, '75-77  
 Lockhart, Keith (INF)—1995-96  
 Long, Ryan (OF)—1997  
 Lopez, Aurelio (P)—1974  
 Lopez, Mendy (INF)—1998-99  
 Luecken, Rick (P)—1989

## M

Macfarlane, Mike (C)—1987-94, 1996-98  
 Mack, Shane (OF)—1998  
 Madison, Scotti (C-INF)—1987-88  
 Magnante, Mike (P)—1991-96  
 Maldonado, Carlos (P)—1991  
 Marshall, Keith (OF)—1973  
 Martin, Jerry (OF)—1982-83  
 Martin, Renie (P)—1979-81  
 Martinez, Buck (C)—1969-71, 1973-77  
 Martinez, Carmelo (INF)—1991  
 Martinez, Felix (INF)—1997-99  
 Martz, Gary (OF)—1975  
 Matchick, Tommy (INF)—1970  
 Mathews, Terry (P)—1999  
 May, Jerry (C)—1971-73  
 May, Lee (INF)—1981-82  
 Mayberry, John (INF)—1972-77  
 Mayne, Brent (C)—1990-95  
 McCarty, Dave (INF)—2000  
 McClure, Bob (P)—1975-76  
 McCormick, Mike (P)—1971  
 McDaniel, Lindy (P)—1974-75  
 McDill, Allen (P)—1997-98  
 McGaffigan, Andy (P)—1990-91  
 McGilberry, Randy (P)—1977-78  
 McGinnis, Russ (C)—1995  
 McRae, Brian (OF)—1990-94  
 McRae, Hal (OF-DH)—1973-87  
 McReynolds, Kevin (OF)—1992-93  
 McWilliams, Larry (P)—1989-90  
 Meacham, Rusty (P)—1992-95  
 Meadows, Brian (P)—2000  
 Melvin, Bob (C)—1992  
 Mercedes, Henry (C)—1995-96  
 Milacki, Bob (P)—1994  
 Miller, Keith (INF)—1992-95  
 Mingori, Steve (P)—1973-79  
 Moeller, Dennis (P)—1992  
 Monteagudo, Aurelio (P)—1970  
 Montgomery, Jeff (P)—1988-99  
 Montgomery, Monty (P)—1971-72  
 Moore, Bobby (OF)—1991  
 Morehead, Dave (P)—1969-70  
 Moreno, Omar (OF)—1985  
 Moreno, Orber (P)—1999-00  
 Morman, Alvin (P)—1999  
 Morman, Russ (OF)—1990-91  
 Morris, Hal (OF)—1998  
 Mota, Jose (INF)—1995  
 Motley, Darryl (OF)—1981, 83-86  
 Mullen, Scott (P)—2000  
 Mulliniks, Rance (INF)—1980-81  
 Murphy, Tom (P)—1972  
 Murray, Dan (P)—1999-00  
 Myers, Roderick (OF)—1996-97

## N

Nelson, Dave (INF)—1976-77  
 Nelson, Roger (P)—69-72, 76  
 Nettles, Jim (INF)—1979  
 Norman, Les (OF)—1995-96  
 Northey, Scott (OF-INF)—1969  
 Nunnally, Jon (OF)—1995-97

## O

Offerman, Jose (INF)—1996-98  
 Oliver, Bob (OF-INF)—1969-72  
 Olson, Gregg (P)—1995, 1997  
 O'Riley, Don (P)—1969-70  
 Ordaz, Luis (INF)—2000  
 Orta, Jorge (OF)—1984-87  
 Ortenzio, Frank (INF)—1973  
 Ortiz, Hector (C)—1998, 2000  
 Otis, Amos (OF)—1970-83  
 Owen, Dave (INF)—1988  
 Owen, Larry (C)—1987-88

## P

Paepke, Dennis (C)—1969, 1971-72, '74  
 Palacios, Rey (C)—1988-90  
 Palmer, Dean (INF)—1997-98  
 Paquette, Craig (INF)—1996-97  
 Paschall, Bill (P)—1978-79, 1981  
 Pastornicky, Cliff (INF)—1983  
 Patek, Fred (INF)—1971-79  
 Patten, Marty (P)—1974-80  
 Pecota, Bill (INF)—1986-91  
 Pedre, George (C)—1991  
 Pendleton, Terry (INF)—1998  
 Perez, Melido (P)—1987  
 Perez, Mike (P)—1997  
 Perry, Gaylord (P)—1983  
 Perry, Gerald (INF-DH)—1990  
 Phelps, Ken (INF)—1980-81  
 Pichardo, Hipolito (P)—1992-99  
 Pierce, Ed (P)—1992  
 Piniella, Lou (OF)—1969-73  
 Pinson, Vada (OF)—1974-75  
 Pisciotta, Marc (P)—1999  
 Pittsley, Jim (P)—1995, 1997-99  
 Poquette, Tom (OF)—1973, '76-79, '82  
 Porter, Darrell (C)—1977-80  
 Pose, Scott (OF)—1999-00  
 Power, Ted (P)—1988  
 Pryor, Greg (INF)—1982-86  
 Pugh, Tim (P)—1996  
 Puhl, Terry (OF)—1991  
 Pujols, Luis (C)—1984  
 Pulliam, Harvey (OF)—1991-93

## Q

Quinn, Mark (OF)—1999-00  
 Quirk, Jamie (C)—1975-76, '78-82, '85-88  
 Quisenberry, Dan (P)—1979-88

## R

Rakers, Jason (P)—2000  
 Randa, Joe (INF)—1995-96, 1999-00  
 Rapp, Pat (P)—1998  
 Rasmussen, Dennis (P)—1992-93, 1995  
 Rasmussen, Eric (P)—1983  
 Ray, Ken (P)—1999  
 Raziano, Barry (P)—1973  
 Reboulet, Jeff (INF)—2000

Reed, Rick (P)—1992-93  
 Reichardt, Rick (OF)—1973-74  
 Reichert, Dan (P)—1999-00  
 Renko, Steve (P)—1983  
 Rico, Fred (OF)—1969  
 Rigby, Brad (P)—1999-00  
 Rios, Danny (P)—1998  
 Rios, Juan (INF)—1969  
 Rivera, Bombo (OF)—1982  
 Rivera, Luis (INF)—1998  
 Roberts, Bip (INF)—1996-97  
 Roberts, Leon (OF)—1983-84  
 Robinson, Ken (P)—1996  
 Rodriguez, Ed (P)—1979  
 Rodriguez, Ellie (C)—1969-70  
 Rojas, Cookie (INF)—1970-77  
 Rooker, Jim (P)—1969-72  
 Rosado, Jose (P)—1996-00  
 Rossy, Rico (INF)—1992-93  
 Rusch, Glendon (P)—1997-99  
 Ryal, Mark (OF)—1982

## S

Saberhagen, Bret (P)—1984-91  
 Sadecki, Ray (P)—1975-76  
 Salazar, Angel (INF)—1986-87  
 Sampen, Bill (P)—1992-93  
 Samuel, Juan (INF)—1992, 1995  
 Sanchez, Israel (P)—1988, 1990  
 Sanchez, Orlando (C)—1984  
 Sanchez, Rey (SS)—1999-00  
 Sanders, Ken (P)—1976  
 Santiago, Jose (P)—1997-00  
 Santovena, Nelson (C)—1993  
 Sauveur, Rich (P)—1992  
 Savage, Ted (OF)—1971  
 Scanlan, Bob (P)—1996  
 Scarsons, Steve (INF)—1999  
 Schaal, Paul (INF)—1969-74  
 Schattinger, Jeff (P)—1981  
 Schatzeder, Dan (P)—1991  
 Scheinblum, Richie (OF)—1972, 1974  
 Schulz, Jeff (OF)—1989-90  
 Scott, George (INF)—1979  
 Scott, Rodney (INF)—1975  
 Scranton, Jim (INF)—1984-85  
 Seitzer, Kevin (INF-OF)—86-91  
 Service, Scott (P)—1997-99  
 Severson, Rich (INF)—1970-71  
 Sheridan, Pat (OF)—1981-85  
 Shields, Steve (P)—1986  
 Shifflett, Steve (P)—1992  
 Shirley, Bob (P)—1987  
 Shumpert, Terry (INF)—1990-94  
 Silverio, Luis (OF)—1978  
 Simpson, Joe (OF)—1983  
 Simpson, Wayne (P)—1973  
 Slaughter, Don (C)—1982-84  
 Smith, Daryl (P)—1990  
 Smith, Lonnie (OF)—1985-87  
 Solaita, Tony (INF)—1974-76  
 Sorrell, Bill (INF)—1970  
 Spehr, Tim (C)—1991, 1997-99  
 Splittorff, Paul (P)—1970-84  
 Spoljaric, Paul (P)—2000  
 Spradlin, Jerry (P)—2000  
 Spriggs, George (OF)—1969-70  
 Stein, Blake (P)—1999-00  
 Stewart, Andy (C)—1997  
 Stillwell, Kurt (INF)—1988-91  
 Stinson, Bob (C)—1975-76  
 Stoddard, Bob (P)—1987  
 Stottlemire, Jr., Mel (P)—1990

Stynes, Chris (INF)—1995-96  
 Sundberg, Jim (C)—1985-86  
 Suppan, Jeff (P)—1998-00  
 Sutton, Larry (INF)—1997-99  
 Suzuki, Mac (P)—1999-00  
 Sweeney, Mike (C)—1995-00

## T

Tabler, Pat (OF)—1988-90  
 Tartabull, Danny (OF)—1987-91  
 Taylor, Bob (C)—1969-70  
 Taylor, Carl (OF)—1971-73  
 Taylor, Dwight (OF)—1986  
 Terrell, Jerry (INF)—1978-80  
 Throop, George (P)—1975, 1977-79  
 Thurman, Gary (OF)—1987-92  
 Torres, Dilson (P)—1995  
 Torres, Rusty (OF)—1980  
 Tucker, Michael (OF)—1995-96  
 Tufts, Bob (P)—1982-83  
 Turner, Chris (C)—1998  
 Twitty, Jeff (P)—1980

## V

Valdespino, Sandy (OF)—1971  
 Valera, Jose (P)—1996  
 Veres, Randy (P)—1997  
 Vitiello, Joe (INF)—1995-99

## W

Wagner, Hector (P)—1990-91  
 Walker, Jamie (P)—1997-98  
 Wallace, Derek (P)—1999  
 Washington, U.L. (INF)—1977-84  
 Wathan, John (C-INF)—1976-85  
 Wellman, Brad (INF)—1988-89  
 Wengert, Don (P)—1999  
 Werth, Dennis (C-INF)—1982  
 Whisenant, Matt (P)—1997-99  
 White, Frank (INF)—1973-90  
 Wickersham, Dave (P)—1969  
 Wilkerson, Curtis (INF)—1992-93  
 Williams, Mike (P)—1997  
 Williams, Mitch (P)—1997  
 Wills, Frank (P)—1983-84  
 Wilson, Craig (INF)—1993  
 Wilson, Kris (P)—2000  
 Wilson, Willie (OF)—1976-90  
 Winters, Matt (OF)—1989  
 Witasick, Jay (P)—1999-00  
 Wohlford, Jim (OF)—1972-76  
 Wright, Jim (P)—1981-82  
 Wright, Ken (P)—1970-73

## Y

York, Jim (P)—1970-71  
 Young, Curt (P)—1992  
 Young, Ernie (OF)—1998  
 Young, Kevin (INF)—1996

## Z

Zachary, Chris (P)—1969  
 Zaur, Gregg (C)—2000  
 Zdeb, Joe (OF)—1977-79  
 Zuvella, Paul (INF)—1991

## Managers

Boone, Bob—1995-97  
 Ferraro, Mike—1986 (interim)  
 Frey, Jim—1980-81  
 Gardner, Billy—1987  
 Gordon, Joe—1969  
 Herzog, Whitey—1975-79  
 Howser, Dick—1981-87  
 Lemon, Bob—1970-72  
 McKeon, Jack—1973-75  
 McRae, Hal—1991-94  
 Metro, Charlie—1970  
 Muser, Tony—1997-00  
 Schaefer, Bob—1991 (interim)  
 Wathan, John—1987-91

## Coaches

Bedell, Howie—1984  
 Blaylock, Gary—1984-87  
 Boros, Steve—1975-79, 1993-94  
 Boyer, Cloyd—1982-83  
 Burgmeier, Tom—1991, 1998-00  
 Carnevale, Dan—1970  
 Cisco, Galen—1971-79  
 Colavito, Rocky—1982-83  
 Connors, Billy—1980-81  
 Cox, Jeff—1995  
 Dauer, Rich—1997-00  
 Dobson, Pat—1991  
 Dunlop, Harry—1969-75  
 Ezell, Glenn—1989-94  
 Ferraro, Mike—1984-86  
 Foli, Tim—1996  
 Friend, Owen—1969  
 Funk, Frank—1988-90  
 Garrett, Adrian—1988-92  
 Hansen, Guy—1991-93, '96-'97  
 Harder, Mel—1969  
 Hiller, Chuck—1976-79  
 Johnson, Lamar—1999-00  
 Jones, Joe—1987, 1992  
 Jones, Lynn—1991-92  
 Kison, Bruce—1992-98  
 Lau, Charley—1971-78  
 Lemon, Bob—1970  
 Lum, Mike—1988-89  
 Luzinski, Greg—1995-97  
 MacKenzie, Gordy—1980-81  
 Martinez, Jose—1980-87  
 Mauch, Gene—1995  
 May, Lee—1984-86, 1992-94  
 Mayberry, John—1989-90  
 McRae, Hal—1987  
 Napoleon, Ed—1987-88  
 Nossek, Joe—1982-83  
 Page, Mitchell—1995-97  
 Poquette, Tom—1997-98  
 Quirk, Jamie—1994-00  
 Schaefer, Bob—1988-91  
 Schaffer, Jim—1980-88  
 Schultz, Joe—1970  
 Strickland, George—1970-72  
 Strom, Brent—2000  
 Sullivan, John—1979  
 Wathan, John—1986  
 White, Frank—1997-00  
 White, Jo Jo—1969  
 Wiley, Mark—1999

# Opening Day Lineups

<b>1969</b>	<b>1976</b>	<b>1983</b>	<b>1990</b>	<b>1997</b>
Piniella ..... CF	Nelson ..... DH	Wilson ..... LF	Perry ..... DH	Offerman ..... 2B
Adair ..... 2B	Otis ..... CF	Washington ..... SS	Seitzer ..... 3B	Goodwin ..... CF
Kirkpatrick ..... LF	Brett ..... 3B	Brett ..... 3B	Brett ..... 1B	Roberts ..... LF
Foy ..... 3B	Mayberry ..... 1B	Otis ..... CF	Jackson ..... LF	King ..... 1B
Harrison ..... 1B	McRae ..... LF	McRae ..... DH	Tartabull ..... CF	Bell ..... SS
Oliver ..... RF	Cowens ..... RF	Aikens ..... 1B	Eisenreich ..... CF	Vitiello ..... DH
Rodriguez ..... C	Healy ..... C	White ..... 2B	Stillwell ..... SS	Dye ..... RF
Hernandez ..... SS	Patek ..... SS	Martin ..... RF	White ..... 2B	Paquette ..... 3B
Bunker ..... P	White ..... 2B	Wathan ..... C	Boone ..... C	Spehr ..... C
	Spittorff ..... P	Gura ..... P	Saberhagen ..... P	Appier ..... P
<b>1970</b>	<b>1977</b>	<b>1984</b>	<b>1991</b>	<b>1998</b>
Kelly ..... RF	Brett ..... 3B	Concepcion ..... SS	McRae ..... CF	Damon ..... CF
Fiore ..... 1B	McRae ..... DH	Davis ..... LF	Seitzer ..... 3B	Offerman ..... 2B
Otis ..... CF	Otis ..... CF	White ..... 2B	Brett ..... 1B	Morris ..... LF
Oliver ..... 3B	Mayberry ..... 1B	McRae ..... DH	Tartabull ..... RF	King ..... 1B
Piniella ..... LF	Cowens ..... RF	Balboni ..... 1B	Gibson ..... DH	Pendleton ..... DH
Alcaraz ..... 2B	Zdeb ..... LF	Motley ..... RF	Macfarlane ..... C	Palmer ..... 3B
Hernandez ..... SS	Martinez ..... C	Slaughter ..... C	Stillwell ..... SS	Sutton ..... RF
Rodriguez ..... C	Patek ..... SS	Sheridan ..... CF	Thurman ..... LF	Sweeney ..... C
Bunker ..... P	White ..... 2B	Pryor ..... 3B	Shumpert ..... 2B	Martinez ..... SS
	Spittorff ..... P	Black ..... P	Saberhagen ..... P	Belcher ..... P
<b>1971</b>	<b>1978</b>	<b>1985</b>	<b>1992</b>	<b>1999</b>
Patek ..... SS	Wilson ..... LF	Wilson ..... CF	McRae ..... CF	Beltran ..... CF
Keough ..... RF	McRae ..... DH	Sheridan ..... RF	Jefferies ..... 3B	Randa ..... 3B
Otis ..... CF	Brett ..... 3B	Joynes ..... 3B	Joynes ..... 1B	Damon ..... LF
Piniella ..... LF	Otis ..... CF	Orta ..... DH	McReynolds ..... RF	King ..... 1B
Oliver ..... 1B	Cowens ..... RF	Balboni ..... 1B	Brett ..... DH	Sutton ..... DH
Rojas ..... 2B	Hurdle ..... 1B	Motley ..... LF	Macfarlane ..... C	Dye ..... RF
Schaal ..... 3B	Otis ..... CF	White ..... 2B	Miller ..... LF	Kreuter ..... C
Martinez ..... C	Porter ..... C	Sundberg ..... C	Howard ..... SS	Sanchez ..... SS
Drago ..... P	Patek ..... SS	Concepcion ..... SS	Shumpert ..... 2B	Felbes ..... 2B
	White ..... 2B	Black ..... P	Appier ..... P	Appier ..... P
<b>1972</b>	<b>1979</b>	<b>1986</b>	<b>1993</b>	<b>2000</b>
Hovley ..... CF	Brett ..... 3B	Smith ..... LF	Miller ..... 3B	Damon ..... LF
Schaal ..... 3B	White ..... 2B	Wilson ..... CF	Joynes ..... 1B	Felbes ..... 2B
Rojas ..... 2B	Otis ..... CF	Brett ..... 3B	Brett ..... DH	Beltran ..... CF
Piniella ..... LF	Cowens ..... RF	McRae ..... DH	Jose ..... RF	Dye ..... RF
Mayberry ..... 1B	McRae ..... DH	Balboni ..... 1B	Mayne ..... C	Sweeney ..... 1B
Oliver ..... RF	Porter ..... C	Motley ..... RF	McReynolds ..... LF	Randa ..... 3B
May ..... C	Wathan ..... 1B	Sundberg ..... C	McRae ..... CF	Quinn ..... DH
Floyd ..... SS	Hurdle ..... LF	Salazar ..... SS	Lind ..... 2B	Johnson ..... C
Drago ..... P	Patek ..... SS	Black ..... P	Gagne ..... SS	Sanchez ..... SS
	Leonard ..... P		Appier ..... P	Suppan ..... P
<b>1973</b>	<b>1980</b>	<b>1987</b>	<b>1994</b>	
Patek ..... SS	Wilson ..... CF	Wilson ..... CF	Coleman ..... LF	
Rojas ..... 2B	McRae ..... DH	Seitzer ..... 1B	McRae ..... CF	
Otis ..... CF	Brett ..... 3B	Tartabull ..... RF	Joynes ..... 1B	
Mayberry ..... 1B	Aikens ..... 1B	Brett ..... 3B	Macfarlane ..... C	
McRae ..... LF	LaCock ..... LF	White ..... 2B	Gaetti ..... 3B	
Kirkpatrick ..... DH	Quirk ..... C	Jackson, B. .... LF	Hamelin ..... DH	
Piniella ..... RF	Hurdle ..... RF	Balboni ..... DH	Henderson ..... RF	
Schaal ..... 3B	White ..... 2B	Hearn ..... C	Gagne ..... SS	
May ..... C	Washington ..... SS	Biancalana ..... SS	Lind ..... 2B	
Busby ..... P	Leonard ..... P	Jackson, D. .... P	Appier ..... P	
<b>1974</b>	<b>1981</b>	<b>1988</b>	<b>1995</b>	
Patek ..... SS	Wilson ..... CF	Wilson ..... CF	Tucker ..... LF	
Wohlford ..... LF	McRae ..... DH	Seitzer ..... 3B	Goodwin ..... CF	
Pinson ..... RF	Brett ..... 3B	Brett ..... DH	Joynes ..... 1B	
Mayberry ..... 1B	Aikens ..... 1B	Tartabull ..... RF	Hamelin ..... DH	
Otis ..... CF	Otis ..... LF	White ..... 2B	Jose ..... RF	
Rojas ..... 2B	Hurdle ..... RF	Balboni ..... 1B	Gaetti ..... 3B	
McRae ..... DH	Wathan ..... C	Jackson ..... LF	Gagne ..... SS	
Schaal ..... 3B	Washington ..... SS	Macfarlane ..... C	Mayne ..... C	
Healy ..... C	White ..... 2B	Stillwell ..... SS	Lind ..... 2B	
Spittorff ..... P	Gura ..... P	Saberhagen ..... P	Appier ..... P	
<b>1975</b>	<b>1982</b>	<b>1989</b>	<b>1996</b>	
Patek ..... SS	Wilson ..... LF	Wilson ..... CF	Roberts ..... 2B	
Otis ..... CF	Wathan ..... C	Seitzer ..... 3B	Goodwin ..... LF	
Mayberry ..... 1B	Brett ..... 3B	Brett ..... 1B	Damon ..... CF	
McRae ..... RF	Aikens ..... 1B	Tartabull ..... RF	Tucker ..... RF	
Killebrew ..... DH	Otis ..... CF	Tabler ..... DH	Lockhart ..... 3B	
Brett ..... 3B	McRae ..... DH	Jackson ..... LF	Hamelin ..... 1B	
Pinson ..... LF	Martin ..... RF	Boone ..... C	Vitiello ..... DH	
Rojas ..... 2B	White ..... 2B	White ..... 2B	Macfarlane ..... C	
Rojas ..... 2B	Washington ..... SS	Stillwell ..... SS	Offerman ..... SS	
Healy ..... C	Leonard ..... P	Gubicza ..... P	Appier ..... P	
Busby ..... P				

# Royals All-Time Trades

Date	Team	Players Obtained	Players Traded
12-12-68	Angels	Ed Kirkpatrick, Dennis Paepke	Hoyt Wilhelm
12-16-68	Astros	Buck Martinez, Tommy Smith, Mike Sinnerud	John Jones
04-01-69	Pilots	Lou Piniella	Steve Whitaker, John Gelnar
12-03-69	Mets	Amos Otis, Bob Johnson	Joe Foy
05-29-70	Red Sox	Tommy Matchick	Mike Fiore
06-13-70	Cardinals	Cookie Rojas	Fred Rico
06-15-70	Orioles	Bob Floyd	Moe Drabowsky
07-01-70	Cardinals	Ted Abernathy	Chris Zachary
10-13-70	White Sox	Gail Hopkins, John Matias	Pat Kelly, Don O'Riley
10-19-70	Giants	Bob Garibaldi	Fran Healy
12-02-70	Pirates	Fred Patek, Jerry May, Bruce Dal Canton	Bob Johnson, Jack Hernandez, Jimmy Campanis
02-02-71	Brewers	Carl Taylor	Eliee Rodriguez
05-11-71	Brewers	Ted Savage	Tommy Matchick
12-02-71	Astros	John Mayberry, Dave Grangaard	Lance Clemons, Jim York
05-05-72	Angels	Tom Murphy	Bob Oliver
10-25-72	Pirates	Gene Garber	Jim Rooker
11-02-72	Indians	Kurt Bevacqua	Mike Hedlund
12-02-72	Reds	Hal McRae, Wayne Simpson	Roger Nelson, Richie Scheinblum
02-01-73	White Sox	Jim Lyttle	Joe Keough
04-02-73	Giants	Fran Healy	Greg Minton
06-09-73	Indians	Steve Mingori	Mike Jackson
10-24-73	Red Sox	Marty Pattin	Dick Drago
12-05-73	Pirates	Nelson Briles, Fernando Gonzalez	Ed Kirkpatrick, Kurt Bevacqua, Winston Cole
12-07-73	Yankees	Lindy McDaniel	Lou Piniella, Ken Wright
02-23-74	Angels	Vada Pinson	Barry Raziano
04-30-74	Angels	Richie Scheinblum	Paul Schaaf
06-30-75	Braves	Ray Sadecki	Bruce Dal Canton, Norm Angelini, Al Autry, Nelson Briles
11-12-75	Rangers	Dave Nelson	Fran Healy
05-16-76	Yankees	Larry Gura	Jamie Quirk, Jim Wohlford, Bob McClure
12-06-76	Brewers	Jim Colborn, Darrell Porter	
12-09-77	Cardinals	Al Hrabosky	Mark Littell, Buck Martinez
06-01-78	Mariners	Steve Braun	Jim Colborn
08-03-78	Brewers	Jamie Quirk	Gerry Ako
04-03-79	Phillies	Todd Cruz	Doug Bird
06-13-79	Red Sox	George Scott	Tom Poquette
12-06-79	Angels	Willie Aikens, Rance Mulliniks	Todd Cruz, Al Cowens, Craig Eaton
01-21-81	Reds	Cesar Geronimo	German Barranca
03-31-81	Mets	Juan Berenguer	Marvell Wynne, John Skinner
12-11-81	Giants	Jerry Martin	Rich Gale, Bill Laskey
12-11-81	Reds	Scott Brown	Clint Hurdle
01-19-82	Expos	Grant Jackson	Ken Phelps
03-02-82	Mariners	Buddy Black	Manny Castillo
03-24-82	White Sox	Greg Pryor	Jeff Schattinger
03-25-82	Blue Jays	Phillip Huffman	Rance Mulliniks
03-30-82	Giants	Vida Blue, Bob Tufts	Atlee Hammaker, Renie Martin, Brad Wellman, Craig Chamberlain
02-04-83	Blue Jays	Leon Roberts	Cecil Fielder
06-07-83	Reds	Charlie Leibbrandt	Bob Tufts
12-08-83	Yankees	Steve Balboni, Roger Erickson	Mike Armstrong, Duane Dewey
12-09-83	Dodgers	Joe Beckwith	John Serritella, Joe Szekely, Jose Torres
12-19-83	Blue Jays	Jorge Orta	Willie Aikens
01-07-85	Expos	Mike Kinnunen, Ken Baker	U.L. Washington
01-18-85	Brewers	Jim Sundberg	%Don Slaught, #Frank Wills
05-17-85	Cardinals	Lonnie Smith	John Morris
04-01-86	Mets	Angel Salazar	Tony Ferreira
05-21-86	Mariners	Terry Bell	Mark Huisman
09-23-86	Braves	Steve Shields	Darryl Motley
12-10-86	Mariners	Danny Tartabull, Rick Luecken	Scott Bankhead, Mike Kingery, Steve Shields
12-17-86	Orioles	Juan Beniquez	Jimmy Daniel, Joe Jarrell
03-27-87	Mets	Rick Anderson, Ed Hearn, Mauro Gozzo	David Cone, Chris Jelic
03-30-87	Cubs	Thad Bosley, Dave Gumpert	Jim Sundberg
07-14-87	Blue Jays	Luis Aquino	Juan Beniquez
% Slaught traded to Texas		# Wills traded to New York Mets	@Rhodes traded to Chicago Cubs.

<b>Date</b>	<b>Team</b>	<b>Players Obtained</b>	<b>Players Traded</b>
08-30-87	Braves	Gene Garber	Terry Bell
11-06-87	Reds	Ted Power, Kurt Stillwell	Danny Jackson, Angel Salazar
12-10-87	White Sox	Floyd Bannister Dave Cochrane	John Davis, Greg Hibbard, Chuck Mount, Melido Perez
02-13-88	Reds	Jeff Montgomery	Van Snider
06-03-88	Indians	Pat Tabler	Buddy Black
08-31-88	Tigers	Mark Lee, Rey Palacios	Ted Power
06-09-89	Mets	Terry Leach	Aguedo Vasquez
09-02-89	Phillies	Larry McWilliams	Jeff Hulse
12-15-89	Braves	Gerald Perry, Jim LeMasters	Charlie Leibrandt, Rick Luecken
03-31-90	Phillies	Steve Jeltz	Jose DeJesus
04-02-90	Tigers	Greg Everson	Jerry Don Gleaton
08-31-90	Mets	Archie Corbin	Pat Tabler
05-04-91	Pirates	Carmelo Martinez	Victor Cole
07-11-91	Reds	Todd Benzinger	Carmelo Martinez
12-11-91	Dodgers	Chris Gwynn, Domingo Mota	Todd Benzinger
12-11-91	Mets	Gregg Jefferies, Keith Miller Kevin McReynolds	Bret Saberhagen, Bill Pecota
12-11-91	Orioles	Bob Melvin	Storm Davis
03-10-92	Pirates	Neal Heaton	Kirk Gibson
07-21-92	Braves	Juan Berenguer	Mark Davis
08-29-92	Expos	Chris Haney, Bill Sampen	Sean Berry, Archie Corbin
11-19-92	Pirates	Jose Lind	Dennis Moeller, Joel Johnston
12-09-92	Expos	Mark Gardner, Doug Piatt	Tim Spehr, Jeff Shaw
02-12-93	Cardinals	Felix Jose, Craig Wilson	Gregg Jefferies, Ed Gerald
04-26-93	Brewers	Cash	Mike Boddicker
07-30-93	Yankees	John Habyan	@Karl Rhodes
07-31-93	Pirates	Stan Belinda	Dan Miceli, Jon Leiber
01-05-94	Mets	Vince Coleman	Kevin McReynolds
12-13-94	Red Sox	Player to be Named	Terry Shumpert
04-05-95	Cubs	Derek Wallace, Geno Morones	Brian McRae
04-06-95	Blue Jays	Chris Stynes, David Sinnes Anthony Medrano	David Cone
04-22-95	Giants	Brent Cookson	Enrique Burgos
07-08-95	Mariners	Dave Fleming	Bob Milacki
07-21-95	Mets	Jason Jacome	Derek Wallace, Player to be named later
08-12-95	Astros	Rick Huisman	Pat Borders
08-14-95	Red Sox	Wes Chamberlain	Chris James
08-15-95	Mariners	Jim Converse	Vince Coleman
09-08-95	Tigers	Juan Samuel	Phil Hiatt
12-17-95	Dodgers	Jose Offerman	Billy Brewer
12-21-95	Padres	Bip Roberts, Bryan Wolff	Wally Joyner, Aaron Dolarque
10-28-96	Angels	Chili Davis	Mark Gubicza, Mike Bovee
11-27-96	Giants	Jamie Brewington	Ramon Martinez
12-13-96	Pirates	Jay Bell, Jeff King	Joe Randa, Jeff Granger, Jeff Wallace, Jeff Martin
01-28-97	Expos	Yamil Benitez	Melvin Bunch
03-27-97	Braves	Jermaine Dye, Jamie Walker	Michael Tucker, Keith Lockhart
07-15-97	Reds	Hector Carrasco, Scott Service	Jon Nunnally, Chris Stynes
07-26-97	Rangers	Dean Palmer	Tom Goodwin
07-29-97	Marlins	Matt Whisenant	Matt Treanor
08-31-97	Indians	Roland DeLaMaza	Bip Roberts
11-20-97	Marlins	Jeff Conine	Blaine Mull
04-08-98	Athletics	Shane Mack, Greg Hansell	Mike MacFarlane
06-27-98	Pirates	Jermaine Allensworth	Manuel Bernal
12-10-98	Mets	Joe Randa	Juan LeBron
03-22-99	Mets	Jonathan Guzman	Shane Halter
03-30-99	Athletics	Jay Witasick	Scott Chaiison
04-02-99	Orioles	Chris Fussell	Jeff Conine
07-31-99	Athletics	Blake Stein, Brad Rigby, Jeff D'Amico	Kevin Appier
08-13-99	Mets	Derek Wallace	Jeremy Jackson
09-14-99	Mets	Dan Murray	Glendon Rusch
12-12-99	Orioles	Jeff Reboulet	Ray Brown
12-13-99	Giants	Jerry Spradlin	Ken Ray
12-15-99	Marlins	Todd Dunwoody	Sean McNally
2-18-00	Athletics	Brett Laxton	Jeremy Giambi
3-7-00	Tigers	Gregg Zaun	Cas Considerations
4-25-00	Expos	Miguel Batista	Brad Rigby
7-31-00	Padres	Brian Meadows	Jay Witasick
1-8-01	Athletics	Roberto Hernandez A.J. Hinch, Angel Berroa	Johnny Damon Mark Ellis

# Royals Award Winners

## Major League Player of the Year

- 1979 George Brett (Baseball Digest, Baseball Bulletin)  
1980 George Brett (The Sporting News, AP, Sport, Baseball Magazine, Baseball Digest)

## American League Player of the Year (MVP)

- 1976 George Brett (Baseball Bulletin)  
1980 George Brett (BBWAA, The Sporting News, AP)

## American League Pitcher of the Year

- 1989 Bret Saberhagen (The Sporting News)

## All-Major League Team

- 1973 John Mayberry, 1B (UPI)  
1975 George Brett, 3B (UPI); John Mayberry, 1B (UPI)  
1976 George Brett, 3B (AP)  
1978 Frank White, 2B (The Sporting News)  
1980 George Brett, 3B (The Sporting News)  
1982 Hal McRae, DH (AP)  
1989 Bret Saberhagen P (AP)  
1993 Kevin Appier (Baseball America)

## American League Team

- 1971 Cookie Rojas, 2B (The Sporting News)  
1972 Richie Scheinblum, OF (The Sporting News)  
1973 John Mayberry, 1B; Amos Otis, OF (The Sporting News)  
1975 John Mayberry, 1B (The Sporting News)  
1976 George Brett, 3B (The Sporting News, UPI, Baseball Bulletin); Dennis Leonard, P (UPI); Mark Littell, P (UPI)  
1977 Hal McRae, DH (The Sporting News); George Brett, 3B (Baseball Bulletin, AP)  
1979 George Brett, 3B (The Sporting News, AP, UPI); Darrell Porter, C (The Sporting News)  
1980 George Brett, 3B (The Sporting News, UPI, Baseball Bulletin, Baseball Magazine); Hal McRae, DH (The Sporting News); Willie Wilson, OF (UPI)  
1982 Hal McRae, DH (The Sporting News, UPI); Dan Quisenberry, P (UPI)  
1983 Dan Quisenberry (UPI)  
1988 George Brett, 1B (The Sporting News)  
1989 Bret Saberhagen, P (The Sporting News, USA TODAY, UPI); Bo Jackson, OF (USA Today)  
1994 David Cone, P (The Sporting News)

## Cy Young Award

- 1985 Bret Saberhagen (23 of 28 first-place votes)  
1989 Bret Saberhagen (27 of 28 first-place votes)  
1994 David Cone (15 of 28 first-place votes)

## American League Fireman of the Year

- 1980 Dan Quisenberry (Roloids, The Sporting News)  
1982 Dan Quisenberry (Roloids, The Sporting News)  
1983 Dan Quisenberry (Roloids, The Sporting News)  
1984 Dan Quisenberry (Roloids, The Sporting News)  
1985 Dan Quisenberry (Roloids, The Sporting News)  
1993 Jeff Montgomery (Roloids)

## American League Comeback Player of the Year

- 1987 Bret Saberhagen, P (The Sporting News, UPI)

## American League Rookie of the Year

- 1969 Lou Piniella (BBWAA)  
1989 Tom Gordon (Baseball Digest, USA TODAY)  
1994 Bob Hamelin (BBWAA, The Sporting News, Baseball Digest)  
1999 Carlos Beltran (BBWAA, The Sporting News, Baseball America, Baseball Digest)

## American League Rookie Pitcher of the Year

- 1973 Steve Busby (The Sporting News)  
1978 Rich Gale (The Sporting News)  
1989 Tom Gordon (The Sporting News)  
1990 Kevin Appier (The Sporting News)

## All-Rookie Team

- 1969 Bill Butler, LHP (Topps); Lou Piniella, OF (Topps)  
1974 George Brett, 3B (Baseball Digest)  
1976 Tom Poquette, OF (Topps, Baseball Digest, Baseball Bulletin)  
1978 Rich Gale, P (Baseball Digest, Baseball Bulletin); Clint Hurdle, OF (Baseball Digest, Baseball Bulletin); Willie Wilson, OF (Baseball Bulletin)  
1987 Kevin Seitzer, 3B (Topps, Baseball Digest)  
1988 Jeff Montgomery, P (Baseball Digest)  
1989 Tom Gordon, P (Topps, Baseball Digest)  
1990 Kevin Appier, P (Topps, Baseball Digest)  
1991 David Howard, SS (Baseball Digest)  
1992 Rusty Meacham, P (Baseball Digest)  
1994 Bob Hamelin, DH (Baseball Digest) 1B (Topps)  
1996 Jose Rosado, P (Baseball Digest), Joe Randa, 3B (Topps)  
1999 Carlos Beltran, OF (Baseball Digest, Topps)

## Designated Hitter of the Year

- 1976 Hal McRae (Manchester Union Leader)  
1980 Hal McRae (Manchester Union Leader)  
1982 Hal McRae (Manchester Union Leader)

## Major League and A.L. Manager of the Year

- 1976 Whitney Herzog (UPI, Baseball Bulletin)

## World Series Most Valuable Player

- 1985 Bret Saberhagen

## ALCS Most Valuable Player

- 1980 Frank White  
1985 George Brett

## All-Star Game MVP

- 1989 Bo Jackson, OF

## Executive of the Year

- 1971 Cedric Tallis (The Sporting News)  
1976 Joe Burke (The Sporting News)  
1985 John Schuerholz (The Sporting News)

## Miscellaneous Awards

### Joe Cronin Award

- George Brett (1980, 1992), Dan Quisenberry (1983)

### Fred Hutchinson Award

- George Brett (1980), Dennis Leonard (1986)

### Seagram's 7 Crown of Sports Award

- George Brett (1980), Dan Quisenberry (1983)

### Man of the Year (The Sporting News)

- George Brett (1980)

### Minor League Player of the Year (Baseball America)

- Tom Gordon (1988)

### Minor League Player of the Year (Topps/NAPBL)

- Johnny Damon (1995)

### Tony Conigliaro Award

- Jim Eisenreich (1991)

### Organization of the Year

- Royals (1994-Baseball America, USA Today, Topps);  
Royals (1995-Topps)

### American League Player of the Month

July, 1975	John Mayberry
July, 1980	George Brett (co-winner)
Sept., 1981	Willie Wilson (co-winner)
May, 1982	Hal McRae
June, 1982	George Brett
April, 1983	George Brett
May, 1985	George Brett
July, 1985	George Brett
July, 1990	George Brett
June, 1997	Jeff King
July, 1999	Joe Randa
April, 2000	Jermaine Dye
July, 2000	Johnny Damon

### American League Pitcher of the Month

July, 1980	Larry Gura
Sept., 1981	Larry Gura (co-winner)
April, 1985	Charlie Leibrandt
July, 1985	Bret Saberhagen
Sept., 1985	Charlie Leibrandt
April, 1987	Bret Saberhagen
June, 1988	Mark Gubicza
June, 1989	Mark Gubicza
Aug., 1989	Bret Saberhagen
July, 1992	Kevin Appier
May, 1994	David Cone
June, 1995	Kevin Appier

### American League Player of the Week

May 5, 1974	Fran Healy
June 18, 1974	John Mayberry
June 25, 1974	Steve Busby
Aug. 13, 1974	Amos Otis
Sept. 4, 1974	Hal McRae
July 6, 1975	John Mayberry
Aug. 31, 1975	Dennis Leonard
May 10, 1976	George Brett
June 7, 1976	Hal McRae
May 9, 1977	Jim Colborn
Sept. 19, 1977	Al Cowens
July 23, 1978	Clint Hurdle
Sept. 17, 1978	Amos Otis
May 28, 1979	George Brett
Aug. 12, 1979	Hal McRae
Aug. 26, 1979	Willie Wilson
June 8, 1980	George Brett
July 20, 1980	George Brett
Aug. 17, 1980	George Brett
May 2, 1982	Hal McRae
April 24, 1983	George Brett
Sept. 18, 1983	Dan Quisenberry
July 30, 1984	Frank White
Sept. 17, 1984	Buddy Black
July 1-7, 1985	George Brett
July 8-14, 1985	Bret Saberhagen
July 8-14, 1985	Bret Saberhagen
Aug. 11-17, 1986	George Brett
July 27-Aug. 2, 1987	Kevin Seitzer
May 16-22, 1988	Kurt Stillwell
July 18-24, 1988	George Brett
April 17-23, 1989	Bo Jackson
Sept. 11-17, 1989	Bret Saberhagen
July 16-22, 1990	George Brett
June 9-16, 1991	Danny Tartabull
July 1-7, 1991	Danny Tartabull
Aug. 26-Sept. 1, 1991	Bret Saberhagen
May 10-17, 1992	Mark Gubicza
June 1-7, 1992	Jeff Montgomery
July 27-Aug. 2, 1992	Gregg Jefferies
Sept. 28-Oct. 4, 1992	George Brett
May 24-30, 1993	Wally Joyner
Sept. 13-19, 1993	Kevin Appier
Sept. 20-26, 1993	George Brett
April 11-17, 1994	Bob Hamelin

May 16-22, 1994	David Cone
July 11-17, 1994	Wally Joyner
May 29-June 4, 1995	Gary Gaetti
Sept. 22-28, 1997	Jeff King
April 12-19, 1998	Hal Morris
May 17-23, 1999	Jermaine Dye
June 7-13, 1999	Joe Randa
June 28-July 4, 1999	Mike Sweeney
April 24-30, 2000	Jermaine Dye




### Royals All-Star Game Selections

1969	Ellie Rodriguez (C-DNP)
1970	Amos Otis (OF)
1971	Cookie Rojas (2B)
	Amos Otis (OF)
1972	Bob Lemon (Coach)
	Amos Otis (OF-injured, DNP)
	Lou Piniella (OF)
	Cookie Rojas (2B)
	Richie Scheinblum (OF)
1973	John Mayberry (1B)
	Amos Otis (OF)*
	Cookie Rojas (2B)
1974	Steve Busby (P-DNP)
	John Mayberry (1B)
	Jack McKeon (Coach)
	Cookie Rojas (2B-DNP)
1975	Steve Busby (P)
	Hal McRae (OF)
1976	George Brett (3B)*
	Jim Dudley (Trainer)
	Hal McRae (OF)
	Amos Otis (OF)
	Fred Patek (SS)
1977	George Brett (3B)*
1978	George Brett (3B)*
	Whitey Herzog (Coach)
	Fred Patek (SS)
	Darrell Porter (C-DNP)
	Frank White (2B)
1979	George Brett (3B)*
	Frank White (2B)*
1980	George Brett (3B*-injured, DNP)
	Larry Gura (P-DNP)
	Darrell Porter (C)
1981	<b>George Brett (3B)*</b>
	Jim Frey (Manager)
	Frank White (2B)
1982	George Brett (3B)*
	Mickey Cobb (Trainer)
	Dick Howser (Coach)
	Hal McRae (OF)
	Dan Quisenberry (P)
	Frank White (2B)
	Willie Wilson (OF)
1983	George Brett (3B)*

.....	Dan Quisenberry (P)
.....	Willie Wilson (OF)
1984	George Brett (3B)*
.....	Dan Quisenberry (P-DNP)
1985	George Brett (3B)*
.....	Dick Howser (Coach)
1986	George Brett (3B*-injured, DNP)
.....	Dick Howser (Manager)
.....	Frank White (2B)
1987	George Brett (3B-injured, DNP)
.....	Bret Saberhagen (P)*
.....	Kevin Seitzer (3B)
1988	George Brett (1B)
.....	Mark Gubicza (P)
.....	Kurt Stillwell (SS)
1989	<b>Bo Jackson (OF)*</b>
.....	Mark Gubicza (P)
1990	Bret Saberhagen (P)
.....	Mickey Cobb (Trainer)
1991	Danny Tartabull (DH)*
1992	Jeff Montgomery (P)
.....	Hal McRae (Coach)
1993	Jeff Montgomery (P)
1994	David Cone (P)
1995	Kevin Appier (P)
1996	Jeff Montgomery (P-DNP)
.....	Bob Boone (Coach)
.....	Nick Swartz (Trainer)
1997	Jose Rosado (P)
1998	Dean Palmer (3B)
1999	Jose Rosado (P)
2000	Jermaine Dye (OF)*
.....	Mike Sweeney (1B)

\*Denotes start

**Bold**-Denotes A.L.'s Highest Vote-Getter

One of the Royals most-decorated players, Frank White was a five-time All-Star selection and the 1980 ALCS Most Valuable Player.

### Royals Gold Glove Winners

Eight Royals have combined for 17 Rawlings Gold Glove Awards, symbolic of fielding excellence. They are judged and selected as the best fielding players at their respective positions by the AL managers and coaches. Votes are tabulated for Rawlings by *The Sporting News*.

1971	.....	Amos Otis, OF
1973	.....	Amos Otis, OF
1974	.....	Amos Otis, OF
1977	.....	Al Cowens, OF
.....	.....	Frank White, 2B
1978	.....	Frank White, 2B
1979	.....	Frank White, 2B
1980	.....	Frank White, 2B
.....	.....	Willie Wilson, OF
1981	.....	Frank White, 2B
1982	.....	Frank White, 2B
1985	.....	George Brett, 3B
1986	.....	Frank White, 2B
1987	.....	Frank White, 2B
1989	.....	Bob Boone, C
.....	.....	Bret Saberhagen, P
2000	.....	Jermaine Dye, OF

### Royals 25th Anniversary Team

(as selected by the fans in 1993)

Steve Busby	.....	Pitcher
Dennis Leonard	.....	Pitcher
Paul Splittorff	.....	Pitcher
Bret Saberhagen	.....	Pitcher
Dan Quisenberry	.....	Pitcher
Darrell Porter	.....	Catcher
John Mayberry	.....	First Base
Frank White	.....	Second Base
George Brett	.....	Third Base
Fred Patek	.....	Shortstop
Willie Wilson	.....	Outfield
Amos Otis	.....	Outfield
Al Cowens	.....	Outfield
Hal McRae	.....	Designated Hitter
Dick Howser	.....	Manager

### Les Milgram Royals Player of the Year

1971	.....	Amos Otis, Fred Patek
1972	.....	John Mayberry
1973	.....	Amos Otis
1974	.....	Hal McRae
1975	.....	George Brett
1976	.....	George Brett
1977	.....	Al Cowens
1978	.....	Amos Otis
1979	.....	George Brett
1980	.....	George Brett
1981	.....	Willie Wilson
1982	.....	Hal McRae
1983	.....	Frank White
1984	.....	Willie Wilson
1985	.....	George Brett
1986	.....	Frank White
1987	.....	Danny Tartabull
1988	.....	George Brett
1989	.....	Jim Eisenreich
1990	.....	George Brett
1991	.....	Danny Tartabull
1992	.....	George Brett
1993	.....	Greg Gagne
1994	.....	Bob Hamelin
1995	.....	Gary Gaetti
1996	.....	Tom Goodwin
1997	.....	Jay Bell
1998	.....	Dean Palmer
1999	.....	Jermaine Dye
2000	.....	Mike Sweeney

### Bruce Rice Royals Pitcher of the Year

1971	..... Dick Drago
1972	..... Roger Nelson
1973	..... Paul Splittorff
1974	..... Steve Busby
1975	..... Dennis Leonard
1976	..... Mark Littell
1977	..... Dennis Leonard
1978	..... Larry Gura
1979	..... Dennis Leonard
1980	..... Dan Quisenberry
1981	..... Larry Gura
1982	..... Dan Quisenberry
1983	..... Dan Quisenberry
1984	..... Dan Quisenberry
1985	..... Bret Saberhagen
1986	..... Mark Gubicza
1987	..... Bret Saberhagen
1988	..... Mark Gubicza
1989	..... Bret Saberhagen
1990	..... Steve Farr
1991	..... Bret Saberhagen
1992	..... Kevin Appier
1993	..... Kevin Appier
1994	..... David Cone
1995	..... Kevin Appier
1996	..... Tim Lincecum
1997	..... Tim Lincecum
1998	..... Jeff Montgomery
1999	..... Jose Rosado
2000	..... Jeff Suppan

### Mister Baseball Award

Awarded to a person who has contributed greatly to further the cause of professional baseball in Kansas City.

1971	..... Ernie Mehl & Earl Smith
1972	..... Les Milgram
1973	..... Stuart Symington
1974	..... Bill Phillips
1975	..... Ewing Kauffman
1976	..... Muriel Kauffman
1977	..... Joe Burke
1978	..... The Royal Lancers
1979	..... Dr. Paul Meyer
1980	..... Kansas City Fans
1981	..... Denny Matthews
1982	..... Joe McGuff
1983	..... John McDermott
1985	..... John Schuerholz
1986	..... Dick Howser
1988	..... Avron Fogelman
1990	..... Ewing & Muriel Kauffman
1993	..... George Brett
1996	..... Frank White
1997	..... Buck O'Neil
1998	..... Art Stewart
1999	..... Harry Wiggins
2000	..... Herk Robinson

### Dick Howser Award

The Royals recognize a Player Development Department employee for outstanding contributions to the organization.

1987	..... Jo Anne Joyce
1988	..... Joe Jones
1989	..... Carlos Tosca
1990	..... No Award
1991	..... Tom Poquette
1992	..... Mike Jirschele
1993	..... Ron Johnson
1994	..... Mike Jirschele
1995	..... Bob Herold
1996	..... John Mizerock
1997	..... Jose Tartabull
1998	..... Brian Poldberg
1999	..... Jeff Stevenson
2000	..... Jeff Garber

### Alex George Royals Minor League Player of the Year

1986	..... Kevin Seitzer
1987	..... Gary Thurman
1988	..... Tom Gordon
1989	..... Harvey Pulliam
1990	..... Jeff Conine
1991	..... Doug Harris
1992	..... Danny Miceli
1993	..... Les Norman
1994	..... Sal Fasano (Player)
..... Jim Pittsley/Mike Bovee (pitcher)	
1995	..... Johnny Damon
1996	..... Mike Sweeney (Player)
..... Jose Rosado (Pitcher)	
1997	..... Dermal Brown/Jeremy Giambi
..... Dan Reichert (Pitcher)	
1998	..... Carlos Beltran (Player)
..... Bart Evans (Pitcher)	
1999	..... Mark Quinn (Player)
..... Junior Guerrero (Pitcher)	
2000	..... Chris George

### Expansion Draft Selections

#### October 15, 1968

1.	Roger Nelson	P	Baltimore
2.	Joe Foy	3B	Boston
3.	Jim Rooker	P	New York
4.	Joe Keough	O F	Oakland
5.	Steve Jones	P	Washington
6.	Jon Warden	P	Detroit
7.	Ellie Rodriguez	C	New York
8.	Dave Morehead	P	Boston
9.	Mike Fiore	1B	Baltimore
10.	Bob Oliver	1B	Minnesota
11.	Bill Butler	P	Detroit
12.	Steve Whitaker	O F	New York
13.	Wally Bunker	P	Baltimore
14.	Paul Schaal	3B	California
15.	Dan Haynes	1B	Chicago
16.	Dick Drago	P	Detroit
17.	Pat Kelly	O F	Minnesota
18.	Bill Harris	2B	Cleveland
19.	Don O'Riley	P	Oakland
20.	Al Fitzmorris	P	Chicago
21.	Moe Drabowsky	P	Baltimore
22.	Jack Hernandez	SS	Minnesota
23.	Mike Hedlund	P	Cleveland
24.	Tom Burgmeier	P	California
25.	Hoyt Wilhelm	P	Chicago
26.	Jerry Adair	2B	Boston
27.	Jerry Cram	P	Minnesota
28.	Fran Healy	C	Cleveland
29.	Scott Northey	O F	Chicago
30.	Ike Brookens	P	Washington

# Royals Playoff History

## 1976 ALCS vs. New York Yankees

The Royals and Yankees staged one of the most thrilling confrontations since the ALCS was initiated in 1969. Down 2 games to 1, the Royals pressed the series to the decisive final game by capturing a 7-4 victory in Game #4. New York finally edged Kansas City on Chris Chambliss' climactic home run to lead off the bottom of the 9th inning of Game #5 in Yankee Stadium and put a sudden end to the hard-fought matchup.

### Game 1 • at Kansas City • Saturday, Oct. 9

New York 2 0 0 0 0 0 2 - 4 12 0  
 Kansas City 0 0 0 0 0 1 0 - 1 5 2  
 HUNTER and Munson; GURA, Littell (9) and Martinez, Wathan (8). HR: none. T-2:06 A-42,077.

### Game 2 • at Kansas City • Sunday, Oct. 10

New York 0 1 2 0 0 0 0 0 - 3 12 5  
 Kansas City 2 0 0 0 0 2 0 3 x - 7 9 0  
 FIGUEROA, Tidrow (6) and Munson; Leonard, SPLITTORFF (3), Mingori (9) and Martinez. HR: none. T-2:45 A-41,091.

### Game 3 • at New York • Tuesday, Oct. 12

Kansas City 3 0 0 0 0 0 0 0 - 3 6 0  
 New York 0 0 0 2 0 3 0 0 x - 5 9 0  
 HASSLER, Pattin (6), Hall (6), Mingori (6), Littell (6) and Martinez, Stinson (8); ELLIS, Lyle (9) and Munson. HR: Chambliss. T-3:00 A-56,808.

### Game 4 • at New York • Wednesday, Oct. 13

Kansas City 0 3 0 2 0 1 0 1 0 - 7 9 1  
 New York 0 2 0 0 0 0 1 0 1 - 4 11 0  
 Gura, BIRD (3), Mingori (7) and Martinez; HUNTER, Tidrow (4), Jackson (7) and Munson. HR: Nettles (2). T-2:50 A-56,355.

### Game 5 • at New York • Thursday, Oct. 14

Kansas City 2 1 0 0 0 0 0 3 0 - 6 11 1  
 New York 2 0 2 0 0 2 0 1 - 7 11 1  
 Leonard, Splittorff (1), Pattin (4), Hassler (5), LITTELL (7) and Martinez; Figueroa, Jackson (8), TIDROW (9) and Munson. HR: Mayberry, Brett, Chambliss. T-3:13 A-56,821 (253,152).

## 1977 ALCS vs. New York Yankees

In a rematch of the previous year's division winners, Kansas City and New York once again battled to the final inning of Game #5 before the American League champion was crowned. The Yankees, trailing 2 games to 1, captured Game #4 in Royals Stadium to force another dramatic showdown in Game #5. Kansas City opened up a 3-1 advantage, but late-game heroics, including a 3-run 9th inning, produced a 5-3 Yankee triumph.

### Game 1 • at New York • Wednesday, Oct. 5

Kansas City 2 2 2 0 0 0 0 1 0 - 7 9 0  
 New York 0 0 2 0 0 0 0 0 0 - 2 9 0  
 SPLITTORFF, Bird (9) and Porter; GULLETT, Tidrow (3), Lyle (9) and Munson. HR: McRae, Mayberry, Cowens, Munson. T-2:40 A-54,930.

### Game 2 • at New York • Thursday, Oct. 6

Kansas City 0 0 1 0 0 1 0 0 0 - 2 3 1  
 New York 0 0 0 0 2 3 0 1 x - 6 10 1  
 HASSLER, Littell (6), Mingori (8) and Porter; GUIDRY and Munson. HR: Johnson. T-2:58 A-56,230.

### Game 3 • at Kansas City • Friday, Oct. 7

New York 0 0 0 0 1 0 0 0 1 - 2 4 0  
 Kansas City 0 1 1 0 1 2 1 0 x - 6 12 2  
 TORREZ, Lyle (6) and Munson; LEONARD and Porter. HR: none. T-2:19 A-41,285.

### Game 4 • at Kansas City • Saturday, Oct. 8

New York 1 2 1 1 0 0 0 0 1 - 6 13 0  
 Kansas City 0 0 2 2 0 0 0 0 0 - 4 8 2  
 Figueroa, Tidrow (4), LYLE (4) and Munson; GURA, Pattin (3), Mingori (9), Bird (9) and Porter. HR: none. T-3:08 A-41,135.

### Game 5 • at Kansas City • Sunday, Oct. 9

New York 0 0 1 0 0 0 0 1 3 - 5 10 0  
 Kansas City 2 0 1 0 0 0 0 0 0 - 3 10 1  
 Guidry, Torrez (3), LYLE (8) and Munson; Splittorff, Bird (8), Mingori (8), LEONARD (9), Gura (9), Littell (9) and Porter. HR: none. T-3:04 A-41,133 (178,483).

Royals History

## Royals At The All-Star Break

Year	Record	Pos.	GB	Year	Record	Pos.	GB
1969	41-55	6th	18.5	1985	<b>44-42</b>	<b>3rd</b>	<b>7.5</b>
1970	33-52	4th	22.5	1986	40-48	4th	8.5
1971	43-41	2nd	11.5	1987	46-41	T2nd	2
1972	44-45	4th	11	1988	46-41	3rd	7.5
1973	55-46	2nd	2.5	1989	49-37	3rd	3.5
1974	47-47	3rd	7	1990	36-45	7th	15.5
1975	47-41	2nd	8.5	1991	34-44	7th	9.5
<b>1976</b>	<b>51-31</b>	<b>1st</b>	<b>+7</b>	1992	37-50	5th	16.0
<b>1977</b>	<b>51-38</b>	<b>2nd</b>	<b>2.5</b>	1993	44-42	2nd	1.0
<b>1978</b>	<b>44-40</b>	<b>2nd</b>	<b>1</b>	1994	45-42	3rd	7.5
1979	44-47	4th	1	1995	33-32	2nd	12.0
<b>1980</b>	<b>47-33</b>	<b>1st</b>	<b>+8.5</b>	1996	38-50	5th	14.5
1981	20-30	5th	12	1997	36-46	4th	9.0
1982	47-37	2nd	1	1998	38-48	3rd	12.5
1983	37-36	4th	4.5	1999	35-52	4th	21.0
<b>1984</b>	<b>39-44</b>	<b>5th</b>	<b>4</b>	2000	39-46	3rd	15.0

NOTE: **Bold Face** denotes Western Division Championship years.

# Royals Playoff History

## 1978 ALCS vs. New York Yankees

Once again the Royals and Yankees met in a thrilling battle for the A.L. pennant with New York prevailing in 4 games. After splitting 2 games in Kansas City to open series action, the Yankees captured a pair of dramatic 1-run verdicts at Yankee Stadium to secure their 3rd straight league crown. In 1 of the most memorable moments in ALCS history, George Brett blasted 3 consecutive home runs off Jim "Catfish" Hunter in Game #3 at New York.

### Game 1 • at Kansas City • Tuesday, Oct. 3

New York	0	1	1	0	2	0	0	3	0	-	7	16	0
Kansas City	0	0	0	0	1	0	0	0	0	-	1	2	2

BEATTIE, Clay (6) and Munson; LEONARD, Mingori (5), Hrabosky (8), Bird (9) and Porter. HR: Jackson. T-2:57 A-41,143.

### Game 2 • at Kansas City • Wednesday, Oct. 4

New York	0	0	0	0	0	0	2	2	0	-	4	12	1
Kansas City	1	4	0	0	0	0	3	2	x	-	10	16	1

FIGUEROA, Tidrow (2), Lyle (7) and Munson; GURA, Pattin (7), Hrabosky (8) and Porter. HR: Patek. T-2:40 A-41,158.

### Game 3 • at New York • Friday, Oct. 6


Kansas City	1	0	1	0	1	0	0	2	0	-	5	10	1
New York	0	1	0	2	0	1	0	2	x	-	6	10	0

Splitteroff, BIRD (8), Hrabosky (8) and Porter; Hunter, GOSSAGE (7) and Munson. HR: Brett (3), Jackson, Munson. T-2:14 A-55,455.

### Game 4 • at New York • Friday, Oct. 7

Kansas City	1	0	0	0	0	0	0	0	0	-	1	7	0
New York	0	1	0	0	0	1	0	0	x	-	2	4	0

LEONARD and Porter; GUIDRY, Gossage (9) and Munson. HR: Nettles, R.White. T-2:20 A-54,356 (192,112).



George Brett hit three consecutive home runs off Jim "Catfish" Hunter in Game 3 of the 1978 ALCS at New York.

## 1980 ALCS vs. New York Yankees

For the 4th time in 5 seasons, Kansas City and New York squared off to determine the American League Champion. The Royals, after taking the initial 2 games of the series in Kansas City, stunned a Yankee Stadium crowd by edging New York, 4-2, in Game #3 to complete a convincing sweep of the 1980 rematch. Kansas City's first pennant was secured when George Brett blasted a 3-run homer into the upper deck off Rich Gossage in the 7th inning of the final contest.

### Game 1 • at Kansas City • Wednesday, Oct. 8

New York	0	2	0	0	0	0	0	0	0	-	2	10	1
Kansas City	0	2	2	0	0	0	1	2	x	-	7	10	0

GUIDRY, Davis (4), Underwood (8) and Cerone; GURA and Porter. HR: Cerone, Piniella, Brett. T-3:00 A-42,598.

### Game 2 • at Kansas City • Thursday, Oct. 9

New York	0	0	0	2	0	0	0	0	0	-	2	8	0
Kansas City	0	0	3	0	0	0	0	0	x	-	3	6	0

MAY and Cerone; LEONARD, Quisenberry (9) and Porter. HR: Nettles. T-2:51 A-42,633.

### Game 3 • at New York • Friday, Oct. 10

Kansas City	0	0	0	1	0	3	0	0	-	4	12	1
New York	0	0	0	2	0	0	0	0	-	2	8	0

Splitteroff, QUISENBERRY (6) and Porter; John, GOSSAGE (7), Underwood (8) and Cerone. HR: F. White, Brett. T-2:59 A-56,588 (141,819).

## 1984 ALCS vs. Detroit Tigers

Kansas City's Cinderella 1984 season culminated with its 5th LCS appearance in 9 years, and its 1st against a team other than the Yankees. The Royals were defeated by the Detroit Tigers in 3 straight. The Royals lack of offensive support overshadowed outstanding pitching performances by Bret Saberhagen and Charlie Leibrandt.

### Game 1 • at Kansas City • Tuesday, Oct. 2

Detroit	2	0	0	1	1	0	1	2	1	-	8	14	0
Kansas City	0	0	0	0	0	0	1	0	0	-	1	5	1

MORRIS, Hernandez (8) and Parrish; BLACK, Huisman (6), M.Jones (8) and Slaughter. HR: Trammell, Parrish, Herndon. T-2:42 A-41,973.

### Game 2 • at Kansas City • Wednesday, Oct. 3

Detroit	2	0	1	0	0	0	0	0	2	-	5	8	1
Kansas City	0	0	0	1	0	0	1	1	0	-	3	10	2

Petry, Hernandez (8), LOPEZ (9) and Parrish; Saberhagen, QUISENBERRY (9) and Slaughter. HR: Gibson. T-3:37 A-42,019.

### Game 3 • at Detroit • Friday, Oct. 5

Kansas City	0	0	0	0	0	0	0	0	0	-	0	3	3
Detroit	0	1	0	0	0	0	0	0	x	-	1	3	0

WILCOX, Hernandez (9) and Parrish; LEIBRANDT and Slaughter. HR: none. T-2:39 A-52,168.

# Royals Playoff History

## 1985 ALCS vs. Toronto Blue Jays

In the first American League Championship Series featuring 2 expansion clubs and a best-of-7 format, Kansas City defeated Toronto 4 games to 3. The Royals came back from a 3-1 deficit by posting wins in Games 5, 6 and 7 at Exhibition Stadium in Toronto. Jim Sundberg's 3-run triple highlighted a 4-run 6th inning that sealed the victory in Game #7.

### Game 1 • at Toronto • Tuesday, Oct. 8

Kansas City	0 0 0	0 0 0	0 0 1	-	1	5	1
Toronto	0 2 3	1 0 0	0 0 x	-	6	11	0

LEIBRANDT; Farr (3), Gubicza (5), Jackson (8) and Sundberg; STIEB, Henke (9) and Whitt. HR: none. T-2:24 A-39,115.

### Game 2 • at Toronto • Wednesday, Oct. 9

Kansas City	0 0 2	1 0 0	0 0 1	-	1	5	10	3
Toronto	0 0 0	1 0 2	0 1 0	-	2	6	10	0

Black, QUISENBERRY (8) and Sundberg; Key, Lamp (4), Lavelle (8), HENKE (8) and Whitt. HR: Wilson, Sheridan. T-3:39 A-34,029.

### Game 3 • at Kansas City • Friday, Oct. 11

Toronto	0 0 0	0 5 0	0 0 0	-	5	13	1
Kansas City	1 0 0	1 1 2	0 1 x	-	6	10	1

Alexander, Lamp (6), CLANCY (8) and Whitt; Saberhagen, Black (5), FARR (5) and Sundberg. HR: Barfield, Mullinix, Brett (2), Sundberg. T-2:51 A-40,224.

### Game 4 • at Kansas City • Saturday, Oct. 12

Toronto	0 0 0	0 0 0	0 0 3	-	3	7	0
Kansas City	0 0 0	0 0 1	0 0 0	-	1	2	0

Stieb, HENKE (7) and Whitt, Hearron (9); LEIBRANDT, Quisenberry (9) and Sundberg. HR: none. T-3:02 A-41,112.

### Game 5 • at Kansas City • Sunday, Oct. 13

Toronto	0 0 0	0 0 0	0 0 0	-	0	8	0
Kansas City	1 1 0	0 0 0	0 0 x	-	2	8	0

KEY, Acker (6) and Whitt; JACKSON and Sundberg. HR: none. T-2:21 A-40,064.

### Game 6 • at Toronto • Tuesday, Oct. 15

Kansas City	1 0 1	0 1 2	0 0 0	-	5	8	1
Toronto	1 0 1	0 0 1	0 0 0	-	3	8	2

GUBICZA, Black (6), Quisenberry (9) and Sundberg; ALEXANDER, Lamp (6) and Whitt, Hearron (8). HR: Brett. T-3:12 A-37,557.

### Game 7 • at Toronto • Wednesday, Oct. 16

Kansas City	0 1 0	1 0 4	0 0 0	-	6	8	0
Toronto	0 0 0	0 1 0	0 0 1	-	2	8	1

Saberhagen, LEIBRANDT (4), Quisenberry (9) and Sundberg; STIEB, Acker (6) and Whitt. HR: Sheridan. T-2:49 A-32,084 (264,185).

## 1981 Western Div. Playoffs vs. Oakland

Kansas City and Oakland met in the first ever Division Playoff Series as a result of the 1981 split season. The Athletics were in command of the entire Division Playoff Series, sweeping the Royals 3 games to 0.

### Game 1 • at Kansas City • Tuesday, Oct. 6

Oakland	0 0 0	3 0 0	0 1 0	-	4	8	2
Kansas City	0 0 0	0 0 0	0 0 0	-	0	4	1

NORRIS and Heath; LEONARD, Martin (9) and Wathan. HR: Murphy, Gross. T-2:35; A-40,592.

### Game 2 • at Kansas City • Wednesday, Oct. 7

Oakland	1 0 0	0 0 0	0 1 0	-	2	10	1
Kansas City	0 0 0	0 1 0	0 0 0	-	1	6	0

MCCATTY and Newman; JONES, Quisenberry (9) and Wathan. HR: none. T-2:50 A-40,274.

### Game 3 • at Oakland • Friday, Oct. 9

Kansas City	0 0 0	1 0 0	0 0 0	-	1	10	3
Oakland	1 0 1	2 0 0	0 0 x	-	4	7	0

GURA, Martin (4) and Wathan; LANGFORD, Underwood (8), Beard (8), and Heath. HR: McKay. T-2:59 A-40,002 (120,868).



Jim Sundberg's three-run triple in the sixth inning sealed the Royals victory in Game 7 of the 1985 ALCS vs. Toronto.

## Royals Clinching Dates

Year	No.	Date	Details
1976	160	Oct. 1	KC lost to Minnesota 4-3 while Oakland lost to California 2-0
1977	151	Sept. 23	KC defeated California 7-3 at Anaheim (Leonard over Simpson)
1978	158	Sept. 26	KC defeated Seattle 4-1 at Royals Stadium (Gura over Abbott)
1980	145	Sept. 17	KC defeated California 5-0 at Royals Stadium (Leonard over Botting)
1984	160	Sept. 28	KC defeated Oakland 6-5 at Oakland (Leibrandt over Burris)
1985	161	Oct. 5	KC defeated Oakland 5-4 at Royals Stadium (Quisenberry over Howell)

# World Series History

## 1980 World Series vs. Philadelphia Phillies

The first World Series in Kansas City history matched the Royals against the Philadelphia Phillies. The Phillies claimed the World Championship in 6 games. After falling behind by 2 games, the Royals won 2 games in Royals Stadium to even the matchup, but the National League club rallied for a pair of runs in the final frame of Game #5 at Royals Stadium to regain the lead. The showdown returned to Veterans Stadium for Game #6 and the Phils secured the title in front of the home fans with a 4-1 verdict. In an exciting series spiced by several outstanding individual performances, Willie Aikens blasted 4 homers while hitting .400 and Amos Otis supplied a .478 clip with 3 homers in leading KC's offensive showing.

### Game 1 • at Philadelphia • Tuesday, Oct. 14

Philadelphia came back from a 4-0 deficit to win a 7-6 thriller...20-game winner Dennis Leonard was unable to survive the Phillies 5-run 3rd inning...Bob Walk, the 1st rookie to start a World Series game since 1952, was the winner...Tug McGraw snuffed out a late rally to earn the save...the Royals struck early as Amos Otis homered in his 1st World Series at bat in the 2nd inning...KC made it 4-0 via a Willie Aikens 2-run homer in the 3rd...the Phillies came to life with 5 runs on 4 hits and a walk in the 3rd inning...the big blow was a 2-out, 3-run homer by Bake McBride...Aikens homered again in the 8th.

Kansas City	0	2	2	0	0	0	0	2	0	0	-	6	9	1
Philadelphia	0	0	5	1	1	0	0	0	0	x	-	7	11	0

LEONARD, Martin (4), Quisenberry (8) and Porter; WALK, McGraw (8) and Boone. HR: Aikens (2), Otis, McBride. T-3:01 A-65,791.

### Game 2 • at Philadelphia • Wednesday, Oct. 15

The Phillies used late-inning heroics to win another come-from-behind battle...KC led 4-2 entering the 8th but Philly scored 4 times off ace reliever Dan Quisenberry...George Brett left the game in the 6th inning after going 2-for-2 with a walk...it was later revealed he was suffering from hemorrhoids...neither club could score off starters Larry Gura and Steve Carlton until the 5th when Philadelphia scored twice on 3 hits and a walk...KC scored an unearned run in the 6th and 3 times in the 7th, keyed by an Amos Otis' bases-loaded double.

Kansas City	0	0	0	0	1	3	0	0	-	4	11	0
Philadelphia	0	0	0	2	0	0	4	x	-	6	8	1

Gura, QUISENBERRY (7) and Wathan; CARLTON, Reed (9) and Boone. HR: none. T-3:01 A-65,775.

### Game 3 • at Kansas City • Friday, Oct. 17

The Royals won their 1st-ever World Series game by outlasting Philadelphia 4-3 in 10 innings...George Brett put KC on the scoreboard first with a 1st inning solo home run off Dick Ruthven...Willie Aikens continued his hot hitting with a triple and game-winning single in the 10th...Mike Schmidt homered for the Phillies and Pete Rose stroked a game-tying single in the 8th...each club's bullpen ace squared off with Dan Quisenberry earning the victory and Tug McGraw taking the loss...the winning run scored after a walk to Willie Wilson who stole 2nd base and scored with 2 out on Aikens' opposite-field single (McGraw walked Brett intentionally to get to Aikens).

Philadelphia	0	1	0	0	1	0	0	0	-	3	14	0
Kansas City	1	0	1	0	1	0	1	-	4	11	0	

Ruthven, MCGRAW (10) and Boone; Gale, Martin (5), QUISENBERRY (8) and Porter. HR: Brett, Otis, Schmidt. T-3:19 A-42,380.

### Game 4 • at Kansas City • Saturday, Oct. 18

The Royals evened the series at 2 by slugging their way to a 5-3 triumph...Willie Aikens homered in the 1st and 2nd frames...a 4-run 1st inning sent Phils' starter Larry Christensen packing...the Royals logged 4 consecutive extra-base hits in that inning...the big lead held up although Dennis Leonard needed late help from Dan Quisenberry as Philadelphia scored single runs in the 7th and 8th innings.

Philadelphia	0	1	0	0	0	1	1	0	-	3	10	1
Kansas City	4	1	0	0	0	0	0	x	-	5	10	2

CHRISTENSEN, Noles (1), Saucier (6), Bruslar (6) and Boone; LEONARD, Quisenberry (8) and Porter. HR: Aikens (2). T-2:37 A-42,363.

### Game 5 • at Kansas City • Sunday, Oct. 19

The Royals' hope for a Royals Stadium sweep faded as Philadelphia won its 3rd come-from-behind victory...the Phillies' 2-run 9th inning off Dan Quisenberry sealed KC's fate...Mike Schmidt's 2-run home run in the 4th inning broke the scoreless tie...the Royals sent Marty Bystrom to the showers with a run in the 5th and 2 more in the 6th...Amos Otis continued his sizzling offensive performance with a game-tying home run (his 3rd of the Series) leading off the 6th...KC took the lead on a U.L. Washington sacrifice fly scoring Clint Hurdle in the 6th...Phillies' relievers Ron Reed and Tug McGraw silenced the KC bats the rest of the way...the Royals loaded the bases via 3 walks in the 9th, but McGraw fanned Jose Cardenal to end the game.

Philadelphia	0	0	0	2	0	0	0	2	-	4	7	0
Kansas City	0	0	1	2	0	0	0	0	-	3	12	2

Bystrom, Reed (6), MCGRAW (7) and Boone; Gura, QUISENBERRY (7) and Porter. HR: Otis, Schmidt. T-2:51 A-42,369.

### Game 6 • at Philadelphia • Tuesday, Oct. 21

Behind the near-rabid support of 65,838 fans at Veterans Stadium, Philadelphia methodically eliminated the Royals 4-1 behind the crafty work of Steve Carlton and Tug McGraw...Carlton allowed only 4 hits while striking out 7 in his 7 innings of work and McGraw pitched the final 2 frames allowing 3 hits...Mike Schmidt gave the Phils all they really needed with a 2-run single in the 3rd inning...Philadelphia added single tallies off Renie Martin in the 5th and Paul Splittorff in the 6th...the Royals never ran out of spirit, sending Carlton to the clubhouse by scoring a run in the 8th...KC also threatened in the 9th, loading the bases with only 1 out, but McGraw fought his way out of the jam to bring the Phillies their 1st World Series title.

Kansas City	0	0	0	0	0	0	1	0	-	1	7	2
Philadelphia	0	0	2	0	1	1	0	x	-	4	9	0

GALE, Martin (3), Splittorff (5), Pattin (7), Quisenberry (8) and Wathan; CARLTON, McGraw (8) and Boone. HR: none. T-3:00 A-65,838 (324,516).

# World Series History

## 1985 World Series vs. St. Louis Cardinals

Kansas City rallied from a 2-games to 0 and a 3-games to 1 deficit to capture their 1st World Championship by defeating the St. Louis Cardinals in the "I-70 Series"...the Royals became the 1st club in the 82-year history of the Fall Classic to lose their first 2 games at home and come back to win the title...KC was only the 5th team on record to come back from a 3-1 deficit and win the Series...the Royals became the first AL expansion club to win a World Championship and the 2nd expansion team overall, joining the New York Mets...KC's talented and youthful pitching staff held the major league's best hitting club to 13 runs and a batting average of .185—the lowest ever in a 7-game World Series...George Brett, Willie Wilson, Lonnie Smith and Steve Balboni all hit over .300 during the Series...Bret Saberhagen earned Most Valuable Player honors with 2 wins and a 0.50 ERA.

### Game 1 • at Kansas City • Saturday, Oct. 19

John Tudor and Todd Worrell combined on an 8-hitter...the Cardinals turned a leadoff walk and a 1-out ground out in the 3rd inning into their 1st run, a Cesar Cedeno run-scoring double in the 4th and then a misplayed line drive by Lonnie Smith into the final run in the 9th...the Royals tried a suicide squeeze (Buddy Biancalana failed to connect) and Darryl Motley was out at the plate...they tried scoring Jim Sundberg from 3rd on a Steve Balboni pop up, but Terry Pendleton made an over-the-shoulder catch and a perfect throw to the plate.

St. Louis	0	0	1	1	0	0	0	0	1	-	3	7	1
Kansas City	0	1	0	0	0	0	0	0	0	-	1	8	0

TUDOR, Worrell (7) and Porter; JACKSON, Quisenberry (8), Black (9) and Sundberg; HR: none. T-2:48 A-41,650.

### Game 2 • at Kansas City • Sunday, Oct. 20

Charlie Leibrandt limited the Cardinals to 2 hits through 8 innings, but St. Louis struck for 4 runs in the 9th to take a 2-0 lead in the Series...the Cardinals became the first team since the Yankees in the '39 Series to come back from a 2-0 deficit in the 9th inning...the Cards strung together a Series-record 3 doubles, the last of which was Terry Pendleton's 2-out bases-loaded shot.

St. Louis	0	0	0	0	0	0	0	0	4	-	4	6	0
Kansas City	0	0	0	2	0	0	0	0	0	-	2	9	0

Cox, DAYLEY (8), Lahti (9) and Porter; LEIBRANDT, Quisenberry (9) and Sundberg; HR: none. T-2:44 A-41,656.

### Game 3 • at St. Louis • Tuesday, Oct. 22

Bret Saberhagen allowed 6 singles en route to giving the Royals their 1st victory of the Series...KC's offense collected 11 hits, including a 2-run home run and a run-scoring double by Frank White...after Lonnie Smith's 2-run double put the Royals ahead 2-0 in the 4th, White unloaded a 2-run round-tripper in the 5th...Saberhagen survived a Cardinal rally in the 1st...with the runners going from 1st and 2nd on a full-count to Jack Clark, Sabes threw a called 3rd strike and Jim Sundberg threw out Willie McGee for an inning-ending DP.

Kansas City	0	0	0	2	2	0	2	0	1	-	6	11	0
St. Louis	0	0	0	0	1	0	0	0	0	-	1	6	0

SABERHAGEN and Sundberg; ANDUJAR, Campbell (5), Horton (6), Dayley (8) and Porter. HR: White. T-3:00 A-53,634.

### Game 4 • at St. Louis • Wednesday, Oct. 23

Tito Landrum and Willie McGee each hit bases-empty home runs to back John Tudor's 2nd consecutive brilliant outing to give the Cards a 3-1 advantage in the series...in addition to the home runs, KC starter Buddy Black was victimized by a squeeze play on a full-count to Tom Nieto, who laid the bunt down scoring Terry Pendleton who had tripled...Tudor, meanwhile, tossed but 106 pitches.

Kansas City	0	0	0	0	0	0	0	0	0	-	0	5	1
St. Louis	0	1	0	1	0	0	0	0	x	-	3	6	0

BLACK, Beckwith (6), Quisenberry (8) and Sundberg; TUDOR and Nieto. HR: Landrum, McGee. T-2:19 A-53,634.

### Game 5 • at St. Louis • Thursday, Oct. 24

Danny Jackson stuffed a cork in the Cardinals offense and their celebration hopes with a 5-hitter and Willie Wilson keyed an early Royals uprising to force the Series westward via I-70...D.J. retired the Redbirds in order 5 times...Wilson stroked a 2-run triple to highlight a 3-run 2nd inning that sent Cardinal starter Bob Forsch to the showers...the St. Louis bullpen shutdown the Royals until the 8th and 9th when KC scored single runs.

Kansas City	1	3	0	0	0	0	1	1	1	-	6	11	2
St. Louis	1	0	0	0	0	0	0	0	0	-	1	5	1

JACKSON and Sundberg; FORSCH, Horton (2), Campbell(4), Worrell (6) Lahti (8) and Nieto; HR: none. T-2:52 A-53,634.

### Game 6 • at Kansas City • Saturday, Oct. 26

For the first time in the '85 season the Cardinals did not win a game when they led entering the 9th...St. Louis went into the 9th with a 1-0 lead thanks to a bloop run-scoring single by Brian Harper...having guarded all of their previous 88 9th-inning leads, the Cardinals fell prey to a little bit of fate and Iorg's timely 2-run single...a controversial call at 1st, a misplayed pop up by Jack Clark, a passed ball by Darrell Porter, an intentional walk to Hal McRae and Dane Iorg's 1-out dramatic hit to right and the Royals were winners.

St. Louis	0	0	0	0	0	0	1	0	0	-	1	5	0
Kansas City	0	0	0	0	0	0	2	2	2	-	2	10	0

Cox, Dayley (8), WORRELL (9) and Porter; Leibrandt, QUISENBERRY (8) and Sundberg. HR: none. T-2:48 A-41,628.

### Game 7 • at Kansas City • Sunday, Oct. 27

Bret Saberhagen tossed a 5-hitter, Darryl Motley blasted a 2-run homer and the Royals beat the Cardinals climaxing one of the greatest comebacks in World Series play...it was the 3rd-highest run total and most lopsided victory in the 176 games KC played during the season...John Tudor suffered his earliest exit of the season...the Royals tied a Series record by scoring 6 times in the 5th, Whitey Herzog and Joaquin Andujar were ejected and the Cards tied a Series mark by using 5 pitchers in the inning.

St. Louis	0	0	0	0	0	0	0	0	0	-	0	5	0
Kansas City	0	2	3	0	6	0	0	0	x	-	11	14	0

TUDOR, Campbell (3), Lahti (5), Horton (5), Andujar (5), Forsch (5), Dayley (7) and Porter; SABERHAGEN and Sundberg. HR: Motley. T-2:46 A-41,658 (327,494).

# RECORDS

All-Time Standings

Club Stats


Yearly Leaders

Career Top 10

Season Top 10

Club Records

The Last Time



# Royals All-Time Standings

Year	Position	Won	Lost	Pct.	GB	Attendance
1969	*Fourth	69	93	.426	28	902,183
1970	*Fourth (Tied)	65	97	.401	33	693,047
1971	*Second	85	76	.528	16	910,784
1972	*Fourth	76	78	.494	16.5	707,656
1973	*Second	88	74	.543	6	1,345,341
1974	*Fifth	77	85	.475	13	1,173,292
1975	*Second	91	71	.562	7	1,151,836
1976	*First	90	72	.556	+2.5	1,680,265
1977	*First	102	60	.630	+8	1,852,603
1978	*First	92	70	.567	+5	2,255,493
1979	*Second	85	77	.525	3	2,261,845
1980	*+First	97	65	.599	+14	2,288,714
1981	*Fourth	90	53	.485	11	1,279,403
1982	*Second	90	72	.556	3	2,284,464
1983	*Second	79	83	.488	20	1,963,875
1984	*First	84	78	.519	+3	1,810,018
<b>1985</b>	<b>*+First</b>	<b>91</b>	<b>71</b>	<b>.562</b>	<b>+1</b>	<b>2,162,717</b>
1986	*Third (Tied)	76	86	.469	16	2,320,764
1987	*Second	83	79	.512	2	2,392,471
1988	*Third	84	77	.522	19.5	2,350,181
1989	*Second	92	70	.568	7	2,477,700
1990	*Sixth	75	86	.466	27.5	2,244,956
1991	*Sixth	82	80	.506	13	2,161,537
1992	*Fifth (Tied)	72	90	.444	24	1,867,689
1993	*Third	84	78	.519	10	1,934,578
1994	^Third	64	51	.557	4	1,400,494
1995	^Second	70	74	.486	30	1,233,296
1996	^Fifth	75	86	.466	24	1,436,007
1997	^Fifth	67	94	.416	19	1,517,638
1998	^Third	72	89	.447	16.5	1,494,875
1999	^Fourth	64	97	.398	32.5	1,506,068
2000	^Fourth	77	85	.475	18.0	1,677,915
<b>Totals</b>		<b>2548</b>	<b>2497</b>	<b>.505</b>	<b>-</b>	<b>54,739,705</b>

\*Western Division

+A.L. Pennant

^Central Division

**Bold** Denotes World Series Championship

## Royals Month-By-Month Records

	1969	1970	1971	1972	1973	1974	1975	1976	1977
April	9-10	7-12	11-11	6-8	13-8	8-11	11-9	5-7	11-8
May	12-15	12-15	12-11	7-16	14-15	17-11	16-11	20-10	10-15
June	10-18	7-19	15-12	18-9	15-15	12-14	14-14	19-10	17-12
July	11-18	12-19	14-16	15-16	18-10	14-14	15-14	17-12	18-8
August	10-17	13-16	18-12	14-14	14-12	18-13	16-12	17-12	20-11
September	15-15	14-15	15-14	15-13	14-14	8-20	19-11	12-16	25-5
October	2-0	0-1	1-2	0-2	-	0-2	-	0-3	1-1
Totals	69-93	65-97	85-76	76-78	88-74	77-85	91-71	90-72	102-60
	1978	1979	1980	1981	1982	1983	1984	1985	1986
April	14-5	11-10	10-8	3-10	11-8	10-7	8-11	11-8	9-10
May	11-14	17-11	17-10	12-15	14-13	11-13	12-15	14-13	14-14
June	13-17	14-14	17-12	5-5	16-11	14-14	13-14	12-14	14-15
July	20-8	10-17	18-9	-	15-12	12-15	17-15	17-10	9-17
August	13-16	19-11	23-7	10-11	21-11	17-18	17-12	15-12	14-14
September	20-10	14-14	8-18	18-10	11-16	13-15	17-11	18-12	13-15
October	1-0	-	4-1	-	2-1	2-1	-	4-2	3-1
Totals	92-70	85-77	97-65	50-53	90-72	79-83	84-78	91-71	76-86
	1987	1988	1989	1990	1991	1992	1993	1994	1995
April	9-10	12-10	<b>16-8</b>	6-12	8-11	3-17	9-14	9-11	2-2
May	18-9	11-17	14-13	14-14	13-14	14-14	16-9	16-13	14-13
June	12-16	17-10	14-12	11-16	12-15	15-12	13-15	15-13	15-10
July	10-18	12-15	13-14	17-12	16-10	13-14	16-12	18-10	10-18
August	16-13	18-10	21-8	17-12	18-11	14-14	15-14	6-4	17-13
September	15-13	14-13	14-14	10-18	14-15	12-16	13-13	-	12-17
October	3-0	0-2	0-1	0-2	1-4	1-3	2-1	-	0-1
Totals	83-79	84-77	92-70	75-86	82-80	72-90	84-78	64-51	70-74
	1996	1997	1998	1999	2000	Totals			
March	-	-	1-0	-	-	1-0			
April	9-18	11-12	11-15	9-11	12-13	294-325			
May	15-12	12-16	9-17	14-15	14-12	436-425			
June	10-17	13-13	15-13	9-18	11-15	428-434			
July	14-13	8-19	12-15	11-16	10-17	432-432			
August	14-15	11-18	16-13	8-21	15-14	495-414			
September	13-11	12-16	8-16	12-15	14-14	432-435			
October	-	-	-	1-1	1-0	30-32			
Totals	75-86	67-94	72-89	64-97	77-85	2548-2497			

**Bold**-denotes most wins in a month

# Royals All-Time Club Stats

## Batting

Yr.	Avg.	AB	R	H	2B	3B	HR	RBI	SH	SF	SB	CS
1969	.240	5462	586	1311	179	32	98	538	57	38	129	70
1970	.244	5503	611	1341	202	41	97	572	63	27	97	53
1971	.250	5295	603	1323	225	40	80	573	45	59	130	46
1972	.255	5167	580	1317	220	26	78	547	<b>7</b>	38	85	44
1973	.261	5508	755	1440	239	40	114	703	49	47	105	69
1974	.259	5582	667	1448	232	42	89	623	56	43	146	76
1975	.261	5491	710	1431	263	58	118	667	68	51	155	75
1976	.269	5540	713	1490	259	57	65	656	71	71	<b>218</b>	<b>106</b>
1977	.277	5594	822	1549	299	77	146	773	49	58	170	87
1978	.268	5474	743	1469	305	59	98	695	55	72	216	84
1979	.282	5653	851	1596	286	<b>79</b>	116	791	57	<b>76</b>	207	76
1980	.286	<b>5714</b>	809	1633	266	59	115	766	34	63	185	43
1981	.267	3560	397	952	169	29	61	381	28	35	100	53
1982	.285	5629	784	1603	295	58	132	746	32	49	133	48
1983	.271	5598	696	1515	273	54	109	653	32	33	182	47
1984	.268	5543	673	1487	269	52	117	639	41	55	106	62
1985	.252	5500	687	1384	261	49	154	657	44	41	128	48
1986	.252	5561	654	1403	264	45	137	618	24	33	97	46
1987	.262	5499	715	1443	239	40	<b>168</b>	677	34	42	125	43
1988	.259	5469	704	1419	275	40	121	671	46	51	137	54
1989	.261	5475	690	1428	227	41	101	653	42	50	154	51
1990	.267	5488	707	1465	<b>316</b>	44	100	660	31	54	107	62
1991	.264	5584	727	1475	290	41	117	689	53	47	119	68
1992	.256	5501	610	1411	284	42	75	568	45	46	131	71
1993	.263	5522	675	1455	294	35	125	641	48	51	100	75
1994	.269	3911	574	1051	211	38	100	538	32	38	140	62
1995	.260	4903	629	1275	240	35	119	578	66	39	120	53
1996	.267	5542	746	1477	286	38	123	689	66	49	195	85
1997	.264	5599	747	1478	256	35	158	711	51	42	130	66
1998	.263	5546	714	1459	274	40	134	686	45	65	135	50
1999	.282	5624	856	1584	294	52	151	800	46	56	127	39
2000	<b>.288</b>	5709	<b>879</b>	<b>1644</b>	281	27	150	<b>831</b>	56	70	121	35

## Pitching

Year	ERA	CG	SHO	SV	IP	H	R	ER	HR	HB	BB	SO	WP
1969	3.72	42	10	25	1464.2	1357	688	605	136	25	560	894	52
1970	3.78	30	11	25	1463.2	1346	705	615	138	34	641	915	56
1971	3.25	34	15	44	1420.1	1301	566	513	84	36	496	775	41
1972	3.24	44	<b>16</b>	28	1381.1	1293	545	497	85	30	405	801	37
1973	4.19	40	7	41	1449.1	1521	752	675	114	33	617	790	43
1974	3.51	54	13	17	1471.2	1477	662	574	91	30	482	731	42
1975	3.47	52	11	25	1456.2	1422	649	561	108	30	498	815	40
1976	<b>3.21</b>	41	12	35	<b>1472.1</b>	1356	611	525	83	31	493	735	29
1977	3.52	41	15	42	1460.2	1377	651	571	110	36	499	850	56
1978	3.44	<b>53</b>	14	33	1439.0	1350	634	550	108	34	478	657	37
1979	4.45	42	7	27	1448.1	1477	816	716	165	28	536	640	40
1980	3.83	37	10	42	1459.1	1496	694	621	129	19	465	614	35
1981	3.56	24	8	24	922.1	909	405	365	75	20	273	404	13
1982	4.08	16	12	45	1431.0	1443	717	649	163	26	471	650	43
1983	4.25	19	8	49	1437.2	1535	767	679	133	27	471	593	40
1984	3.92	18	9	<b>50</b>	1444.0	1426	686	629	136	27	433	724	31
1985	3.49	27	11	41	1461.0	1433	639	566	103	28	463	846	43
1986	3.82	24	13	31	1440.2	1413	673	612	121	38	479	888	43
1987	3.86	44	11	26	1424.0	1424	691	610	128	36	548	923	54
1988	3.65	29	12	32	1428.1	1415	648	580	102	33	465	886	55
1989	3.55	27	13	38	1451.2	1415	635	572	86	25	455	978	56
1990	3.93	18	8	33	1420.2	1449	709	621	116	46	560	<b>1006</b>	59
1991	3.92	17	12	41	1466.0	1473	722	639	105	43	529	1004	47
1992	3.81	9	12	44	1447.1	1426	667	613	106	39	512	834	42
1993	4.04	16	6	48	1445.1	1379	694	649	105	44	571	985	76
1994	4.23	5	6	38	1031.2	1018	532	485	95	33	392	717	60
1995	4.49	11	10	37	1288.0	1323	691	642	142	38	503	763	45
1996	4.55	17	8	35	1450.0	1563	786	733	176	56	460	926	56
1997	4.70	11	5	29	1443.0	1530	820	753	186	54	531	961	62
1998	5.15	6	5	46	1436.1	1590	899	822	196	60	568	999	72
1999	5.35	11	3	29	1420.2	<b>1607</b>	921	844	202	<b>68</b>	643	831	60
2000	5.48	10	6	29	1439.1	1585	<b>930</b>	<b>876</b>	<b>239</b>	42	<b>693</b>	927	<b>77</b>

Royals Records

## Fielding

Year	PCT.	G	PO	A	E	TC	DP	PB
1969	.975	<b>163</b>	4394	1659	157	6210	114	17
1970	.976	162	4391	1708	152	6251	162	16
1971	.979	161	4261	1807	132	6200	178	11
1972	.981	154	4144	1762	116	6022	164	17
1973	.974	162	4353	<b>1912</b>	<b>167</b>	6432	<b>192</b>	8
1974	.976	162	4415	1875	152	<b>6442</b>	166	<b>29</b>
1975	.976	162	4370	1831	155	6356	151	13
1976	.978	162	<b>4417</b>	1858	139	6414	147	9
1977	.978	162	4382	1788	137	6307	145	13
1978	.976	162	4317	1676	150	6143	153	11
1979	.977	162	4345	1777	145	6267	160	15
1980	.978	162	4378	1820	141	6339	150	15
1981	.982	103	2767	1100	72	3939	94	7
1982	.979	162	4293	1743	127	6163	140	6
1983	.974	<b>163</b>	4313	1816	165	6294	178	4
1984	.979	162	4332	1860	131	6323	157	3
1985	.980	162	4383	1907	127	6417	160	10
1986	.980	162	4322	1757	123	6202	153	16
1987	.979	162	4272	1853	131	6256	151	17
1988	.980	161	4285	1714	124	6123	147	12
1989	.982	162	4355	1761	114	6230	139	12
1990	.980	161	4262	1598	122	5982	161	13
1991	.980	162	4398	1694	125	6217	141	11
1992	.980	162	4342	1748	122	6212	164	14
1993	.984	162	4336	1709	97	6142	150	14
1994	.982	115	3095	1253	80	4428	102	5
1995	.984	144	3864	1660	90	5614	168	11
1996	.982	161	4350	1704	111	6165	184	11
1997	<b>.985</b>	161	4329	1630	91	6050	168	14
1998	.980	161	4309	1689	125	6123	172	11
1999	.980	161	4262	1727	125	6114	188	10
2000	.983	162	4318	1751	102	6171	185	7

## The .300 Club

The Royals 32-year history has produced 18 different .300 hitters as the magical .300 plateau has been reached 46 times. George Brett hit .300 on 11 different occasions to head the exclusive list. Kansas City has had a .300 hitter in 25 of the 32 seasons.

1969	None				1984	Hal McRae	.303
1970	Lou Piniella	.301				Willie Wilson	.301
1971	Amos Otis	.301			1985	George Brett	.335
1972	Lou Piniella	.312			1986	None	
	Richie Scheinblum	.300			1987	Kevin Seitzer	.323
1973	Amos Otis	.300				Danny Tartabull	.309
1974	Hal McRae	.310			1988	George Brett	.306
1975	George Brett	.308				Kevin Seitzer	.304
	Hal McRae	.306			1989	None	
1976	George Brett	.333			1990	George Brett	.329
	Hal McRae	.332			1991	Danny Tartabull	.316
1977	George Brett	.312			1992	None	
	Al Cowens	.312			1993	None	
1978	None				1994	Wally Joyner	.311
1979	George Brett	.329				Felix Jose	.303
	Willie Wilson	.315			1995	Wally Joyner	.310
1980	George Brett	.390			1996	Jose Offerman	.303
	Willie Wilson	.326			1997	None	
	John Wathan	.305			1998	Jose Offerman	.315
1981	George Brett	.314				Hal Morris	.309
	Willie Wilson	.303			1999	Mike Sweeney	.322
1982	Willie Wilson	.332				Joe Randa	.314
	Hal McRae	.308				Johnny Damon	.307
	George Brett	.301			2000	Mike Sweeney	.333
1983	Hal McRae	.311				Johnny Damon	.327
	George Brett	.310				Jermaine Dye	.321
						Joe Randa	.304

# Royals Yearly Leaders

## Batting

Average	
1969	Piniella .....282
1970	Piniella .....301
1971	Otis .....301
1972	Piniella .....312
1973	Otis .....300
1974	McRae .....310
1975	Brett .....308
1976	Brett .....*333
1977	Brett, Cowens .....312
1978	Otis .....298
1979	Brett .....329
1980	Brett .....*390
1981	Brett .....314
1982	Wilson .....*332
1983	McRae .....311
1984	McRae .....303
1985	Brett .....335
1986	Brett .....290
1987	Seitzer .....323
1988	Brett .....306
1989	Seitzer .....281
1990	Brett .....*329
1991	Tartabull .....316
1992	Brett, Jefferies .....285
1993	Joyner .....292
1994	Joyner .....311
1995	Joyner .....310
1996	Offerman .....303
1997	Bell .....291
1998	Offerman .....315
1999	Sweeney .....322
2000	Sweeney .....333

## Games

1969	Hernandez, Foy .....145
1970	Oliver .....160
1971	Schaal .....161
1972	Piniella .....151
1973	Mayberry .....152
1974	Patek .....149
1975	Brett .....159
1976	Mayberry .....161
1977	Cowens,McRae .....+162
1978	McRae .....156
1979	Porter .....157
1980	Wilson .....161
1981	Wilson .....102
1982	McRae .....159
1983	McRae .....157
1984	Motley .....146
1985	Balboni .....160
1986	Wilson .....156
1987	Seitzer .....161
1988	Brett .....157
1989	Seitzer .....160
1990	Seitzer .....158
1991	McRae .....152
1992	Brett, Jefferies .....152
1993	Gagne .....159
1994	McRae .....114
1995	Gaetti .....137
1996	Offerman .....151
1997	King .....155
1998	Damon .....161
1999	Dye .....158
2000	Sweeney, Damon .....159

## At-Bats

1969	Foy .....519
1970	Otis .....620
1971	Patek .....591
1972	Piniella .....574
1973	Otis .....583
1974	Otis .....552
1975	Brett .....+634
1976	Brett .....+645
1977	McRae .....641
1978	McRae .....623
1979	Brett .....645
1980	Wilson .....*705
1981	Wilson .....439
1982	McRae .....613
1983	McRae .....589
1984	Wilson .....541
1985	Wilson .....605
1986	Wilson .....631
1987	Seitzer .....641
1988	Wilson .....591
1989	Seitzer .....597
1990	Seitzer .....622
1991	McRae .....629
1992	Jefferies .....604
1993	McRae .....627
1994	Coleman .....438
1995	Gaetti .....514
1996	Offerman .....561
1997	Bell .....573
1998	Damon .....642
1999	Beltran .....663
2000	Damon .....655

## Runs

1969	Foy .....72
1970	Otis .....91
1971	Patek .....86
1972	Otis .....75
1973	Otis .....89
1974	Otis .....87
1975	Mayberry .....95
1976	Brett .....94
1977	Brett .....105
1978	McRae .....90
1979	Brett .....119
1980	Wilson .....*133
1981	Wilson .....54
1982	Brett .....101
1983	Wilson, Brett .....90
1984	Wilson .....81
1985	Brett .....108
1986	Smith .....80
1987	Seitzer .....105
1988	Brett, Seitzer .....90
1989	Jackson .....86
1990	Seitzer .....91
1991	McRae .....86
1992	Jefferies, Joyner .....66
1993	Joyner .....83
1994	McRae .....71
1995	Gaetti .....76
1996	Offerman .....85
1997	Bell .....89
1998	Damon .....104
1999	Beltran .....112
2000	Damon .....*136

## Hits

1969	Foy .....139
1970	Otis .....176
1971	Otis .....167
1972	Piniella .....179
1973	Otis .....175
1974	McRae .....167
1975	Brett .....+195
1976	Brett .....+215
1977	McRae .....191
1978	McRae .....170
1979	Brett .....*212
1980	Wilson .....*230
1981	Wilson .....133
1982	Wilson .....194
1983	McRae .....183
1984	Wilson .....163
1985	Brett .....184
1986	Wilson .....170
1987	Seitzer .....+207
1988	Brett .....180
1989	Seitzer .....168
1990	Brett .....179
1991	McRae .....164
1992	Jefferies .....172
1993	McRae .....177
1994	McRae .....119
1995	Joyner .....144
1996	Offerman .....170
1997	Bell .....167
1998	Offerman .....191
1999	Randa .....197
2000	Damon .....214

## Doubles

1969	Piniella .....21
1970	Otis .....+36
1971	Schaal .....31
1972	Piniella .....*33
1973	Rojas .....29
1974	McRae .....36
1975	Mayberry,McRae .....38
1976	Otis .....*40
1977	McRae .....*54
1978	Brett .....*45
1979	Brett .....42
1980	McRae .....39
1981	Brett .....27
1982	McRae .....+46
1983	McRae .....41
1984	Slaught .....27
1985	Brett .....38
1986	White .....37
1987	Seitzer .....33
1988	Brett .....42
1989	Eisenreich .....33
1990	Brett .....+45
1991	Brett .....40
1992	Jefferies, Joyner .....36
1993	Joyner .....36
1994	Jose .....28
1995	Joyner .....28
1996	Lockhart,Offerman .....33
1997	King .....30
1998	Damon .....30
1999	Dye, Sweeney .....44
2000	Damon .....42

**Triples**

1969	Piniella	6
1970	Otis	9
1971	Patek	*11
1972	3 tied	4
1973	Patek	5
1974	Otis	9
1975	Brett	+13
1976	Brett	*14
1977	Cowens	14
1978	Cowens, Brett	8
1979	Brett	*20
1980	Wilson	+15
1981	Wilson, Brett	7
1982	Wilson	*15
1983	Wilson	8
1984	Wilson	9
1985	Wilson	*21
1986	Wilson, Smith	7
1987	Wilson	*15
1988	Wilson	+11
1989	3 tied	7
1990	Brett, Eisenreich	7
1991	McRae	9
1992	Brett, McRae	5
1993	McRae	9
1994	Coleman	12
1995	Nunnally	6
1996	Offerman	8
1997	Damon	8
1998	Offerman	*13
1999	Damon, Febles	9
2000	Damon	10

**Home Runs**

1969	Kirkpatrick	14
1970	Oliver	27
1971	Otis	15
1972	Mayberry	25
1973	Mayberry, Otis	26
1974	Mayberry	22
1975	Mayberry	34
1976	Otis	18
1977	Mayberry, Cowens	23
1978	Otis	22
1979	Brett	23
1980	Brett	24
1981	Aikens	17
1982	McRae	27
1983	Brett	25
1984	Balboni	28
1985	Balboni	36
1986	Balboni	29
1987	Tartabull	34
1988	Tartabull	26
1989	Jackson	32
1990	Jackson	28
1991	Tartabull	31
1992	MacFarlane	17
1993	MacFarlane	20
1994	Hamelin	24
1995	Gaetti	35
1996	Paquette	22
1997	Davis	30
1998	Palmer	34
1999	Dye	27
2000	Dye	33

**RBI**

1969	Piniella	68
1970	Oliver	99
1971	Otis	79
1972	Mayberry	100
1973	Mayberry	100
1974	McRae	88
1975	Mayberry	106

1976	Mayberry	95
1977	Cowens	112
1978	Otis	96
1979	Porter	112
1980	Brett	118
1981	Otis	57
1982	McRae	*133
1983	Brett	93
1984	Balboni	77
1985	Brett	112
1986	Balboni	88
1987	Tartabull	101
1988	Brett	103
1989	Jackson	105
1990	Brett	87
1991	Tartabull	100
1992	Jefferies	75
1993	Brett	75
1994	Hamelin	65
1995	Gaetti	96
1996	Paquette	67
1997	King	112
1998	Palmer	119
1999	Dye	119
2000	Sweeney	144

**Pitching****Wins**

1969	Bunker	12
1970	Rooker	10
1971	Drago	17
1972	Spittorff, Drago	12
1973	Spittorff	20
1974	Busby	22
1975	Busby	18
1976	Leonard	17
1977	Leonard	+20
1978	Leonard	21
1979	Spittorff	15
1980	Leonard	20
1981	Leonard	13
1982	Gura	18
1983	Spittorff	13
1984	Black	17
1985	Saberhagen	20
1986	Leibrandt	14
1987	Saberhagen	18
1988	Gubicza	20
1989	Saberhagen	*23
1990	Farr	13
1991	Appier, Saberhagen	13
1992	Appier	15
1993	Appier	18
1994	Cone	16
1995	Appier	15
1996	Belcher	15
1997	Belcher	13
1998	Belcher	14
1999	Rosado, Suppan	10
2000	Suppan	10

**Losses**

1969	Rooker	16
1970	Rooker, Drago	15
1971	Drago	11
1972	Drago	17
1973	Busby	15
1974	Spittorff	19
1975	Fitzmorris, Busby	12
1976	Pattin	14
1977	Colborn	14
1978	Leonard	17
1979	Spittorff	17
1980	Spittorff, Leonard	11

1981	Leonard	11
1982	Blue, Gura	12
1983	Gura	18
1984	Gubicza	14
1985	Black	15
1986	Leonard	13
1987	Jackson, Gubicza	18
1988	Saberhagen	16
1989	Gubicza, Leibrandt	11
1990	Gordon	11
1991	Gordon	14
1992	Gordon	10
1993	Cone	14
1994	Gubicza	9
1995	Gubicza	14
1996	Haney	14
1997	Appier	13
1998	Rusch	15
1999	Rosado	14
2000	Reichert, Suzuki	10

**ERA**

1969	Bunker	3.23
1970	Johnson	3.07
1971	Hedlund	2.71
1972	Nelson	2.08
1973	Spittorff	3.98
1974	Fitzmorris	2.79
1975	Busby	3.08
1976	Fitzmorris	3.06
1977	Leonard	3.04
1978	Gura	2.72
1979	Leonard	4.08
1980	Gura	2.95
1981	Gura	2.72
1982	Blue	3.78
1983	Spittorff	3.63
1984	Black	3.12
1985	Leibrandt	2.69
1986	Jackson	3.20
1987	Saberhagen	3.36
1988	Gubicza	2.70
1989	Saberhagen	*2.16
1990	Appier	2.76
1991	Saberhagen	3.07
1992	Appier	2.46
1993	Appier	*2.56
1994	Cone	2.94
1995	Gubicza	3.75
1996	Appier	3.62
1997	Appier	3.40
1998	Belcher	4.27
1999	Rosado	3.85
2000	Santiago	3.91

**Games**

1969	Drabowsky	52
1970	Wright	47
1971	Burgmeier	68
1972	Burgmeier	51
1973	Bird	54
1974	Bird	55
1975	Bird	51
1976	Littell	60
1977	Bird	53
1978	Hrabosky	58
1979	Hrabosky	58
1980	Quisenberry	*75
1981	Quisenberry	40
1982	Quisenberry	72
1983	Quisenberry	*69
1984	Quisenberry	72
1985	Quisenberry	*84
1986	Quisenberry	62
1987	Gleaton	48
1988	Farr	62

1989	Montgomery	63
1990	Montgomery	73
1991	Montgomery	67
1992	Montgomery	65
1993	Montgomery	69
1994	Brewer	50
1995	Montgomery	54
1996	Pichardo	57
1997	Montgomery	55
1998	Service	73
1999	Service	68
2000	Botalico	62

#### Starts

1969	Bunker	31
1970	Drago	34
1971	Drago	34
1972	Splitteroff, Drago	33
1973	Splitteroff	38
1974	Busby	38
1975	Fitzmorris	35
1976	Leonard	34
1977	Splitteroff, Leonard	37
1978	Leonard	+40
1979	Splitteroff	35
1980	Leonard	*38
1981	Leonard	+26
1982	Gura	37
1983	Gura	31
1984	Black	35
1985	Leibrandt, Black	33
1986	Leibrandt	34
1987	Gubicza, Leibrandt	35
1988	3 tied	35
1989	Gubicza	+36
1990	Gordon	32
1991	Appier	31
1992	Appier	30
1993	Appier, Cone	34
1994	Gordon	24
1995	Gubicza	*33
1996	Belcher, Haney	35
1997	Appier	34
1998	Belcher	34
1999	Rosado	33
2000	Suppan	33

#### Complete Games

1969	Bunker, Drago	10
1970	Johnson	10
1971	Drago	15
1972	Splitteroff	12
1973	Splitteroff	12
1974	Busby	20
1975	Busby	18
1976	Leonard	16
1977	Leonard	21
1978	Leonard	20
1979	Leonard	12
1980	Gura	16
1981	Gura	12
1982	Gura	8
1983	Gura	5
1984	Black	8
1985	Saberhagen	10
1986	Leibrandt	8
1987	Saberhagen	15
1988	Saberhagen	9
1989	Saberhagen	*12
1990	Gordon	6
1991	Saberhagen	7
1992	Appier	3
1993	Cone	6
1994	Cone	4
1995	Appier	4
1996	Appier	5

### Royals Pitchers With 10+ Strikeout Games

Name	Number	Top Game	Date/Opponent
Kevin Appier	21	13	5-25-94 vs. Texas 9-15-95 at California 8-29-96 at Detroit
Mark Gubicza	8	14	8-27-88 vs. Minnesota
Tom Gordon	8	13	4-20-91 at New York
Bret Saberhagen	7	13	9-30-89 at Oakland
Dennis Leonard	7	13	7-8-77 vs. Oakland
Bob Johnson	5	12	8-23-70 vs. Boston
Steve Busby	4	13	7-10-73 at Milwaukee
Bill Butler	3	10	7-15-69 vs. Seattle 7-20-69 at Chicago 9-5-69 at Seattle
David Cone	2	12	7-23-94 at Detroit
Danny Jackson	2	12	5-26-87 at Chicago
Charlie Leibrandt	2	11	7-31-88 at Baltimore
Paul Splitteroff	2	10	9-5-72 at Texas 9-16-73 at California

11 pitchers tied with 1

1997	Appier	4	1982	Gura	248.0
1998	Belcher, Rosado	2	1983	Gura	200.1
1999	Rosado	5	1984	Black	257.0
2000	Suppan	3	1985	Leibrandt	237.2

#### Saves

1969	Drabowsky	11	1988	Gubicza	269.2
1970	Abernathy	12	1989	Saberhagen	*262.1
1971	Abernathy	23	1990	Gordon	195.1
1972	Burgmeier	9	1991	Appier	207.2
1973	Bird	20	1992	Appier	208.1
1974	Bird	10	1993	Cone	254.0
1975	Bird	11	1994	Cone	171.2
1976	Littell	16	1995	Gubicza	213.1
1977	Bird	14	1996	Belcher	238.2
1978	Hrabosky	20	1997	Appier	235.2
1979	Hrabosky	11	1998	Belcher	234.0
1980	Quisenberry	+33	1999	Suppan	208.2
1981	Quisenberry	18	2000	Suppan	217.0
1982	Quisenberry	*35			
1983	Quisenberry	*45			
1984	Quisenberry	*44			
1985	Quisenberry	*37			
1986	Quisenberry	12			
1987	Garber, Quisenberry	8			
1988	Farr	20			
1989	Farr, Montgomery	18			
1990	Montgomery	24			
1991	Montgomery	33			
1992	Montgomery	39			
1993	Montgomery	+45			
1994	Montgomery	27			
1995	Montgomery	31			
1996	Montgomery	24			
1997	Montgomery	14			
1998	Montgomery	36			
1999	Montgomery	12			
2000	Botalico	16			

#### Strikeouts

1969	Butler	156
1970	Johnson	206
1971	Drago	109
1972	Splitteroff	140
1973	Busby	174
1974	Busby	198
1975	Busby	160
1976	Leonard	148
1977	Leonard	244
1978	Leonard	183
1979	Leonard	126
1980	Leonard	155
1981	Leonard	107
1982	Blue	103
1983	Splitteroff	61
1984	Black	140
1985	Saberhagen	158
1986	Gubicza	118
1987	Gubicza	166
1988	Gubicza	183
1989	Saberhagen	193
1990	Gordon	175
1991	Gordon	167
1992	Appier	150
1993	Cone	191
1994	Appier	145
1995	Appier	185
1996	Appier	207
1997	Appier	196
1998	Rosado	135
1999	Rosado	141
2000	Suzuki	135

# Royals All-Time Records

(Does not include strike-shortened season yearly totals)

## Season Records

### Club General-Season

**Best Record, Overall:** 102-60, 1977  
**Worst Record, Overall:** 64-97, 1999  
**Most Games Won:** 102, 1977  
**Most Games Lost:** 97, 1970; 1999  
**Highest Winning Percentage:** .630, 1977  
**Lowest Winning Percentage:** .398, 1999  
**Best Record, Home:** 56-25, 1978; 1982  
**Worst Record, Home:** 29-51, 1998  
**Best Record, Away:** 48-33, 1980  
**Worst Record, Away:** 28-53, 1992  
**Wins Over One Club, Home:**  
8, twice, Minnesota, and Texas, 1975  
**Losses to One Club, Home:**  
6, 7 times, Baltimore 1969 and 1970, California; Oakland, 1971, Detroit, 1984, Milwaukee, 1996, Chicago, 1997  
**Wins Over One Club, Away:**  
8, twice, Chicago and California, 1975  
**Losses to One Club, Away:**  
8, twice, Minnesota, 1970, Oakland, 1975  
**Most Total Wins Over One Club:**  
14, twice, California and Texas, 1975  
**Most Total Losses to One Club:**  
13, Oakland, 1971  
**Most Shutouts Participated:** 33, 1971  
**Most Shutouts Won:** 16, 1972  
**Most Shutouts Lost:** 18, 1971; 1989  
**Most Shutouts Won, Home:** 13, 1972  
**Most Shutouts Lost, Home:** 9, 1971  
**Most Shutouts Won Away:** 9, 1977  
**Most Shutouts Lost, Away:** 10, 1972; 1989  
**Most Shutouts Over One Team:**  
4, Milwaukee, 1974  
**Must Shutouts by Opponent:** 4, 3 times, Baltimore and Chicago, 1971, and Texas, 1973  
**Best Winning Percentage, Season Series:**  
1.000 vs. Baltimore (12-0), 1988  
**Most One-Run Games Played:** 70, 1993  
**Most One-Run Games Won:** 38, 1993  
**Fewest One-Run Games Won:** 11, 1999  
**Most One-Run Games Lost:** 33, 1970  
**Fewest One-Run Games Lost:** 12, 1980  
**Most One-Run Victories, Home:** 21, 1977; 1993  
**Fewest One-Run Victories, Home:** 4, 1998  
**Most One-Run Victories, Away:** 17, 1993  
**Fewest One-Run Victories, Away:** 4, 1992  
**Most One-Run Losses, Home:** 16, 1993  
**Fewest One-Run Losses, Home:**  
6, 3 times, 1977, 1980 and 1992  
**Most One-Run Losses, Away:** 22, 1971  
**Fewest One-Run Losses, Away:** 6, 1980  
**Best Homestand:** 8-1, twice, Sept. 14-21, 1977 and July 19-27, 1978 (Fewer than 9 games: 8-0, Sept. 2-8, 1985 and 7-0, June 2-8, 1988)  
**Worst Homestand:** 2-11, Aug. 26-Sept. 8, 1974 (9 games or less: 1-8, April 13-23, 1992)

### Most Games Won, Homestand:

12, July 25-Aug. 7, 1994 (12-2)

### Most Games Lost, Homestand:

11, Aug. 26-Sept. 8, 1974 (2-11)

**Best Trip:** 7-0, Sept. 5-11, 1977 (Fewer than 7 games: 3-0, 3 times, April 13-15, 1973, Aug. 18-20, 1980; Sept. 28-30, 1981)

**Worst Trip:** 0-9, twice, June 27-July 6, 1986 and April 14-23, 2000. (Fewer than 7 games: 0-6, Sept. 22-28, 1980, April 6-12, 1992 and June 30-July 6, 1997)

**Most Games Won, Trip:** 10, Aug. 29-Sept. 10, 1975 (10-5)

### Most Games Lost, Trip:

11, Aug. 28-Sept. 9, 1990 (2-11)

**Most Extra-Inning Games, Played:** 22, 1970

**Most Extra-Inning Games, Won:** 14, 1970

**Most Extra-Inning Games, Lost:** 12, 1969

**Best Extra-Inning Record:** 12-5, 1975

### Most Doubleheaders Won:

7, twice, 1970; 1971

**Best Doubleheader Record:** 5-1-3, 1973

**Most 1-0 Victories:** 5, 1972

**Most 1-0 Losses:** 4, 1971; 1989; 1992

**Most Wins vs. RHP Starters:** 71, 1977

**Most Losses vs. RHP Starters:** 80, 1999

**Most Wins vs. LHP Starters:** 41, 1980

**Most Losses vs. LHP Starters:** 34, 1974, 1997

**Most Players Used, Season:** 51, 1995, 1997, 1998

**Fewest Players Used, Season:** 32, 1975

## Club Batting-Season

**Highest Batting Average:** .288, 2000

**Lowest Batting Average:** .240, 1969

**Most At Bats:** 5,714, 1980

**Fewest At Bats:** 5,295, 1971

**Most Runs:** 879, 2000

**Fewest Runs:** 586, 1969 (580, 154 games, 1972)

**Most Opponent Runs:** 930, 2000

**Fewest Opponent Runs:**

566, 1971 (545, 154 games, 1972)

**Most Total Bases:** 2,440, 1977

**Fewest Total Bases:** 1,848, 1969

**Most Hits:** 1,644, 2000

**Fewest Hits:** 1,311, 1969

**Most Singles:** 1,193, 1980

**Fewest Singles:** 920, 1985

**Most Doubles:** 316, 1990

**Fewest Doubles:** 179, 1969

**Most Triples:** 79, 1979

**Fewest Triples:** 32, 1969

**Most Home Runs:** 168, 1987

**Fewest Home Runs:** 65, 1976

**Most Home Runs, Home:** 88, 1997

**Fewest Home Runs, Home:** 24, 1992

**Most Home Runs, Away:** 95, 1987

**Fewest Home Runs, Away:** 28, 1976

**Runs Batted In:** 831, 2000

**Highest Slugging Percentage:** .436, 1977

**Lowest Slugging Percentage:** .338, 1969

**Most Stolen Bases:** 218, 1976

**Most Times Caught Stealing:** 87, 1977  
**Most Times Stole Home:** 9, 1996  
**Most Times GDP:** 156, 1999  
**Fewest Times GDP:** 95, 1978  
**Most Sacrifice Hits:** 72, 1972  
**Most Sacrifice Flies:** 76, 1979  
**Most Grand Slams:** 7, 1991  
**Most Pinch Hit At Bats:** 231, 1969  
**Most Pinch Hits:** 49, 1991  
**Fewest Pinch Hits:** 12, 1982  
**Most Pinch Hit RBI:** 33, 1977  
**Best Pinch Hit Average:** .303, 1983  
**Most Pinch Hit Home Runs:** 6, 1995  
**Most DH Hits:** 205, 1977  
**Fewest DH Hits:** 129, 1987  
**Most DH RBI:** 133, 1982  
**Best DH Average:** .313, 1982, 1983  
**Most Strikeouts:** 1,061, 1997  
**Fewest Strikeouts:** 644, 1978  
**Most Walks:** 644, 1973  
**Fewest Walks:** 397, 1983  
**Most Runners LOB:** 1,209, 1980  
**Fewest Runners LOB:** 1057, 1985  
**Most Times HBP:** 64, 1999  
**Fewest Times HBP:** 21, 1970

### Club Pitching-Season

**Lowest ERA:** 3.21, 1976  
**Highest ERA:** 5.48, 2000  
**Most Complete Games:** 54, 1974  
**Fewest Complete Games:** 6, 1998  
**Most Strikeouts:** 1,006, 1990  
**Fewest Strikeouts:** 593, 1983  
**Most Walks:** 693, 2000  
**Fewest Walks:** 433, 1984 (405, 154 games, 1972)  
**Games No Walks:** 17, 1992, 1996  
**Most Hits:** 1,607, 1999  
**Fewest Hits:**  
1,301, 1971 (1293, 154 games, 1972)  
**Most Runs:** 930, 2000  
**Fewest Runs:** 603, 1971 (545, 154 games, 1972)  
**Most Saves:** 50, 1984  
**Fewest Saves:** 17, 1974

### Club Fielding-Season

**Highest Fielding Percentage:** .985, 1997  
**Lowest Fielding Percentage:** .974, 1973, 1983  
**Fewest Errors:** 91, 1997  
**Most Errors:** 167, 1973  
**Most Double Plays:** 192, 1973  
**Fewest Double Plays:** 114, 1969  
**Five or More Double Plays, Game:**  
3 times, 1971 (Tied American League Record)  
**Most Errorless Games:** 95, 1993  
**Fewest Passed Balls:** 3, 1984

### Individual Batting-Season

**Highest Average:** .390, George Brett, 1980  
**Highest Slugging Percentage:**  
.664, George Brett, 1980  
**Most Games Played:**  
162, twice, Al Cowens, 1977; Hal McRae, 1977  
**Most Games Played by Rookie:**  
161, Kevin Seitzer, 1987

**Most At Bats:** 705, Willie Wilson, 1980  
**Most Runs:** 136, Johnny Damon, 2000  
**Most Hits:** 230, Willie Wilson, 1980  
**Most Total Bases:** 363, George Brett, 1979  
**Most Singles:** 184, Willie Wilson, 1980  
**Most Doubles:** 54, Hal McRae, 1977  
**Most Triples:** 21, Willie Wilson, 1985  
**Most Home Runs:**  
**RH Batter:** 36, Steve Balboni, 1985  
**LH Batter:** 34, John Mayberry, 1975  
**Home:** 21, Chili Davis, 1997; Dean Palmer, 1998  
**Road:** 23, John Mayberry, 1975  
**Most Grand Slams:** 3, Danny Tartabull, 1988  
**Most RBI:** 144, Mike Sweeney, 2000  
**Best Pinch Hit Average:** (.10 at bats)  
.550, Kevin Seitzer (11-for-20), 1991  
**Most Pinch Hits:** 15, Hal McRae, 1986  
**Most Stolen Bases:** 83, Willie Wilson, 1979  
**Most Strikeouts:** 172, Bo Jackson, 1989  
**Fewest Strikeouts:** (min. 502 plate appearances) 22, George Brett, 1980  
**Most Walks:** 122, John Mayberry, 1973  
**Most Intentional Walks:** 31, George Brett, 1985  
**Most Sacrifice Hits:** 21, Tom Goodwin, 1996  
**Most Sacrifice Flies:** 13, Darrell Porter, 1979, Dean Palmer, 1998 and Mike Sweeney, 2000  
**Most Times HBP:** 18, Mike MacFarlane, 1994  
**Most Times GDP:** 26, John Wathan, 1982  
**Fewest Times GDP:** 1, Willie Wilson, 1979

### Individual Fielding-Season

#### Double Plays by Position:

**First Baseman:** 156, John Mayberry, 1973  
**Second Baseman:** 124, Frank White, 1983  
**Shortstop:** 115, Fred Patek, 1973  
**Third Baseman:** 33, George Brett, 1977, 1985; Kevin Seitzer, 1988  
**Outfielder:** 6, Amos Otis, 1970; Jermaine Dye, 1999  
**Catcher:** 13, Mike Sweeney, 1997  
**Pitcher:** 9, Dick Drago, 1971  
**Outfield Assists:** 17, Jermaine Dye, 1999

### Individual Pitching-Season

**Games:** 84, Dan Quisenberry, 1985  
**Games by Rookie:** 64, Rusty Meacham, 1992  
**Complete Games:** 21, Dennis Leonard, 1977  
**Starts:** 40, Dennis Leonard, 1978  
**Games Finished:** 77, Dan Quisenberry, 1985  
**Shutouts:** 6, Roger Nelson, 1972  
**Wins:** 23, Bret Saberhagen, 1989  
**Wins vs. One Club:** 5, twice, Paul Splittorff vs. Chicago (5-0), 1973; Steve Busby vs. California (5-0), 1974.  
**Relief Wins:** 12, Dan Quisenberry, 1980  
**Win Percentage, Starter:**  
.793, Bret Saberhagen (23-6), 1989  
**Losses:** 19, Paul Splittorff, 1974  
**Innings Pitched:** 294.2, Dennis Leonard, 1978  
**Most Runs Allowed:** 137, Larry Gura, 1979  
**Most Earned Runs Allowed:**  
119, Chris Haney, 1996, Tim Belcher, 1997 and Jeff Suppan, 2000  
**Most Hits Allowed:** 284, Steve Busby, 1974  
**Most Walks Allowed:** 120, Mark Gubicza, 1987

**Complete Games, No Walks:**

5, Dick Drago, 1971

**Most Strikeouts:** 244, Dennis Leonard, 1977**Best ERA, Starter:** 2.08, Roger Nelson, 1972**Best ERA, Reliever:** 1.71, Ted Abernathy, 1972**Most HR Allowed:** 37, Tim Belcher, 1998**Most Saves:** 45, Dan Quisenberry, 1983; Jeff Montgomery, 1993.**Most Saves by a Rookie:** 20, Doug Bird, 1973**Most Saves vs. One Club:**

8, Jeff Montgomery vs. Milwaukee, 1991

**Most Hit Batsmen:**

13, Jim Colborn, 1977; Mike Boddicker, 1991

**Most Wild Pitches:** 18, Dan Reichert, 2000**Most Balks:** 7, Buddy Black, 1982**Single Month Records****Club General-Month****Wins:** 25, September, 1977**Losses:** 21, August, 1999**Best Record:** 25-5, September, 1977**Club Batting-Month****Home Runs:** 43, August, 1997**Home Runs Allowed:** 50, May, 2000**Individual Batting-Month****Hits:** 52, George Brett, August, 1980**Home Runs:** 12, John Mayberry, July, 1975

Chili Davis, August, 1997

**RBI:** 32, John Mayberry, July, 1975; Jermaine Dye, July, 1999**Individual Pitching-Month****Wins:** 7, Bret Saberhagen, August, 1989**Single Game Records****Club General-Game****Players Used:**

27 (ML record) at California, Sept. 10, 1969

**Players Used by Opponent:**

27, at Minnesota, Sept. 29, 1970 (12 innings)

**Players Used, Both Teams:**

42 (A.L. record), Oakland (24) at Kansas City (18), Sept. 20, 1975

**Players Used, Both Teams, Extra Innings:**

49, Kansas City (22) at Minnesota (27), Sept. 29, 1970 (12 innings)

**Longest Game, 9 Innings, Home:**

4:08, vs. St. Louis, June 9, 1999

**Longest Game, 9 Innings, Away:**

3:53, at Baltimore, July 13, 1995

**Shortest Game, 9 Innings, Home:**

1:42, Seattle, Sept. 26, 1978

**Shortest Game, Home:**

1:22, Minnesota, July 29, 1987, 5 innings

**Shortest Game, 9 Innings Away:**

1:35, Oakland, Sept. 28, 1971

**Shortest Game, Away:**

0:48, Baltimore, July 30, 1971, 4-1/2 innings

**Longest Game, Extra Innings, Home:**

6:28, Texas, June 6, 1991 (18 innings)

**Longest Game, Extra Innings, Away:**

5:00, at Anaheim, Sept. 13, 1997 (13 innings)

**Shortest Game, Extra Innings, Home:**

2:30, twice, Oakland, Sept. 17, 1969;

California, May 14, 1973 (both 10 innings)

**Shortest Game, Extra Innings, Away:**

2:01, Chicago, Sept. 27, 1973 (10 innings)

**Longest Game, Innings, Home:**

18, twice, Texas, May 17, 1972; Texas, June 6, 1991

**Longest Game, Innings, Away:**

16, at New York, Aug. 27, 1972, (second game)

**Longest 1-0 Win:**

15 innings, vs. Minnesota, May 23, 1981

**Longest 1-0 Loss:**

14 innings at Cleveland, July 23, 1992

**Largest Winning Margin:**

17 (23-6), vs. Minnesota, April 6, 1974

**Largest Losing Margin:**

18 (3-21), vs. Oakland, June 18, 2000

**Largest Shutout Victory:**

16-0, vs. Oakland, June 25, 1984

**Largest Shutout Loss:**

0-17, vs. Detroit, July 20, 1991

**Club Batting-Game****Fewest At Bats:**

20, vs. Toronto, April 6, 1989 (8 innings)

**Runs Scored:**

23, vs. Minnesota (6), April 6, 1974

**Runs Scored, Opponent:**

22, vs. Boston, April 12, 1994

**Runs Scored, Both Teams:**

33, Boston (22) at Kansas City (11), April 12, 1994

**Scored in Every Inning:**

vs. Oakland, September 14, 1998

**RBI:**

21, vs. Minnesota, April 6, 1974

**RBI, Opponent:** 21, vs. Oakland, June 18, 2000**RBI, Both Teams:**

30, Boston (19) at Kansas City (11), April 12, 1994

**Hits:** 24, at Detroit, June 15, 1976**Hits, Opponent:**

26, at New York, Aug. 27, 1972 (2nd game)

**Hits, Both Teams:**

40, twice, Kansas City (20) at Minnesota (20), Sept. 29, 1970; Kansas City (14) at New York (26), Aug. 27, 1972 (2nd game)

**Singles:** 20, at Minnesota, June 24, 1990**Singles, Extra Innings:**

20, vs. Detroit, July 29 (16 innings)

**Singles, Opponent:**

21, at New York, Aug. 27, 1972 (2nd game)

**Singles, Both Teams:**

36, Kansas City (18) at Minnesota (18), Sept. 29, 1970

**Doubles:** 9, at Chicago, May 13, 1979**Doubles, Opponent:** 8, at Seattle May 11 & 12, 1996**Doubles, Both Teams:** 11, Cleveland (7) at Kansas City (4), Aug. 27, 1974 (1st game)**Triples:** 5, twice, vs. Minnesota, Aug. 7, 1974

(2nd game), and vs. Chicago, June 4, 1978

**Triples, Opponent:** 4, Boston, Aug. 24, 1971

**Triples, Both Teams:**

6, Boston (4) at Kansas City (2), Aug. 24, 1971

**Home Runs:** 6, at Detroit, July 14, 1991**Home Runs, Opponent:** 6, 3 times, at Boston, May 28, 1977, vs. Texas, July 21, 1998 and vs. Minnesota, April 9, 2000**Home Runs, Both Teams:** 9, 3 times, Kansas City (3) at Boston (6), May 28, 1977, Kansas City (6) at Detroit (3), July 14, 1991 and Kansas City (3) vs. Minnesota (6), April 9, 2000**Back-to-Back-to-Back Home Runs,****Both Teams:** Kansas City vs. Minnesota, April 9, 2000 (Min-Corey Koskie, Ron Coomer, Jacque Jones-6th inning; KC-Carlos Beltran, Jermaine Dye, Mike Sweeney-8th inning) (ML record)**Extra Base Hits:** 12, at Chicago, May 13, 1979 (9 2B, 1 3B, 2 HR)**Extra Base Hits, Opponent:** 12, at Seattle, May 11, 1996 (8 2B, 4 HR)**Extra Base Hits, Both Teams:** 16, Boston (11) at Kansas City (5), April 12, 1994**Total Bases:**

37, Sept. 12, 1982 vs. Minnesota (11 1B, 5 2B, 4 HR)

**Total Bases, Opponent:**

39, vs. Minnesota, April 9, 2000 (5 1B, 5 2B, 6 HR)

**Hit by Pitch:** 5, at Texas, Sept. 3, 1989**HBP Both Teams:** 7, at Texas, Sept. 3, 1989**Left on Base:** 17, at California, May 26, 1972**LOB, Opponent:** 18, by Cleveland, May 1, 1985**LOB, Both Teams:** 28, Kansas City (15) at Chicago (13), April 21, 1974**Fewest LOB:**

0, 2 times, vs. Cleveland, July 18, 1970 and at Pittsburgh, June 2, 2000

**Fewest LOB, Opponent:**

0, 7 times, latest vs. Texas, July 27, 1993

**Fewest LOB, Both Teams:**

3, 4 times, latest at California, Sept. 9, 1985

**LOB, Extra Innings:**

25, vs. Texas, June 6, 1991 (18 innings), AL Record

**LOB, Extra Innings, Opponent:**

20, vs. Texas, June 6, 1991 (18 innings)

**LOB, Extra Innings, Both Teams:**

45, Kansas City (25) vs. Texas (20), June 6, 1991 (18 innings), Tied ML Record

**Fewest LOB, Extra Innings:**

3, twice, at Boston, June 6, 1969 (11 innings); and vs. Oakland, Sept. 13, 1971 (11 innings)

**Fewest LOB, Extra Innings, Opponent:**

2, Oakland, June 16, 1969 (2nd game—12 innings)

**Fewest LOB, Extra Innings, Both Teams:**

6, Kansas City (3) at Boston (3), June 6, 1969 (11 innings)

**Pinch-Hitters Used:** 7, twice, vs. Seattle, Sept. 14, 1991 and vs. California, Sept. 28, 1991**Designated Hitters Used:**

4, vs. Cleveland, September 19, 1997 (2nd game)

**Pinch-Runners Used:**

4, vs. Oakland, Sept. 15, 1977

**Catchers Used, Extra Inning Game:**

4, vs. Chicago (Martinez, Taylor, Healy, Kirkpatrick), Sept. 21, 1973 (12 innings), (tied Major League record)

**Catchers Used, Extra Innings, Both Clubs:**

6, Chicago (2) vs. Kansas City (4), Sept. 21, 1973 (12 innings—tied ML record)

**Strikeouts:** 18, at Toronto, August 25, 1998**Strikeouts Extra Innings:** 18, at California, May 8, 1996 (14 innings)**Walks Received:** 15, at Chicago, Sept., 4, 1975**Intentional Walks Received:**

5, vs. Detroit, July 14, 1974

**Intentional Walks Received Extra Innings:**

6, vs. Texas, June 6, 1991 (18 innings)

**Stolen Bases:** 8, vs. Baltimore, Aug. 1, 1998**Club Pitching-Game****Pitchers Used:** 8, at California, Sept. 7, 1975**Pitchers Used, Extra Innings:**

8, vs. Toronto, Aug. 20, 1996 (14 innings)

**Pitchers Used, Extra Innings, Opponent:**

8, three times, at Seattle, Sept. 20, 1988; at Anaheim, Sept. 13, 1997; vs. Detroit, July 21, 1998

**Pitchers Used, Both Teams:**

13, Kansas City (7) at Minnesota (6), Sept. 29, 1970; Kansas City (6) at Minnesota (7), Sept. 17, 1972 and Detroit (8) at Kansas City (5), Sept. 21, 1998

**Pitchers Used, Extra Innings Both Teams:**

14, Kansas City (7) vs. Texas (7), June 6, 1991 (18 innings); Kansas City (6) at Anaheim (8), Sept. 13, 1997 (13 innings)

**Strikeouts:** 16, 3 times, vs. Chicago, July 9, 1989, at New York, April 20, 1991; vs. Texas, May 25, 1994.**Strikeouts, Extra Innings:**

17, vs. Cleveland, May 2, 1970 (17 innings)

**Walks:** 14, at Minnesota, Sept. 10, 1976, and at New York, May 14, 1980**Hit Batsmen:** 4, 4 times, vs. Minnesota, April 13, 1971, at Seattle, September 1, 1990, vs. Detroit, July 15, 1994 (1st game), and at New York, April 15, 2000**Club Fielding-Game****Double Plays:** 6, twice, vs. Oakland, May 14, 1971; at Baltimore, May 6, 1972**Double Plays, Opponent:**

6, Oakland, Sept. 13, 1970 (1st game)

**Double Plays, Both Teams:**

9, Oakland (3) at Kansas City (6), May 14, 1971

**Triple Plays:** 1, 5 times, at Texas, Aug. 13, 1972; at New York, May 3, 1985; vs. Boston, July 4, 1988; vs. Oakland, May 14, 1994; at Baltimore, April 3, 1996**Triple Plays, Opponent:** 1, 4 times, at Baltimore, Aug. 6, 1969; at California, June 26, 1970; vs. Baltimore, June 3, 1977, and at Oakland, June 19, 1979**Errors:** 8, at Oakland, May 13, 1974**Errors, Opponent:** 7, Oakland, July 24, 1976**Errors, Both Teams:**

9, Kansas City (2) at Texas (7), May 24, 1976

**Individual Batting-Game**

**Hits:** 6, twice, Bob Oliver at California, May 4, 1969 (4 1B, 2B HR); Kevin Seitzer vs. Boston, Aug. 2, 1987 (3 1B, 2B, 2 HR)

**Hits, Pitcher:** 3, twice, Paul Splittorff vs. Oakland, May 19, 1972; Steve Busby at California, Sept. 20, 1972

**Runs Scored:** 5, twice, Tony Solaita vs. California, June 18, 1975; Tom Poquette at Detroit, June 15, 1976

**At Bats:** 8, 9 times, latest Jose Offerman, Hal Morris and Dean Palmer, vs. Milwaukee, June 10, 1998

**Best Perfect Day:** 6-for-6, twice, Bob Oliver at California, May 4, 1969 and Kevin Seitzer vs. Boston, Aug. 2, 1987

**Hit For Cycle:** 6 times, Fred Patek at Minnesota, July 9, 1971; John Mayberry, vs. Chicago, Aug. 5, 1977; George Brett, twice, vs. Baltimore, May 28, 1979 (2 HR) and at Toronto, July 25, 1990; Frank White, twice, at California, Sept. 26, 1979; vs. Detroit, Aug. 3, 1982

**Singles:** 5, 4 times, George Brett vs. California, Sept. 9, 1976; Hal McRae at Chicago, Aug. 2, 1980; Kevin Seitzer at California, July 4, 1991; Wally Joyner, vs. Detroit, July 16, 1994

**Doubles:** 4, Johnny Damon, vs. Chicago (NL), July 18, 2000

**Triples:** 2, 17 times, latest, Johnny Damon, vs. Texas, Sept. 8, 2000

**Home Runs:** 3, 7 times, John Mayberry at Texas, July 1, 1975; Tony Solaita at California, Sept. 7, 1975 (11 innings); John Mayberry at Toronto, June 1, 1977; George Brett at Texas, July 22, 1979; at Detroit, April 20, 1983; Bo Jackson, at New York, July 17, 1990; Danny Tartabull, vs. Oakland, July 6, 1991

**Total Bases:** 13, twice, George Brett at Detroit, April 20, 1983 (3 HR, 1 1B) and Kevin Seitzer vs. Boston, August 2, 1987 (2 HR, 1 2B, 3 1B)

**Total Bases, Extra Innings:** 14, George Brett vs. Baltimore, May 28, 1979

**Extra Base Hits:** 4, twice, Hal McRae vs. Cleveland, Aug. 27, 1974, (1st game) (3 2B, 1 HR), Johnny Damon vs. Chicago (NL), July 18, 2000 (4 2B)

**Extra Base Hits, Extra Innings:** 4, George Brett vs. Baltimore, May 28, 1979 (1 2B, 1 3B, 2 HR)

**RBI:** 7, 8 times, Jerry Grote vs. Seattle, June 3, 1981; Willie Aikens vs. Oakland, Sept. 30, 1982; George Brett at Detroit, April 20, 1983; Frank White vs. Texas, Aug. 19, 1986; Bo Jackson, vs. Detroit, April 14, 1987; at New York, July 17, 1990; Kevin Seitzer vs. Boston, Aug. 2, 1987; Johnny Damon at California, Aug. 10, 1996

**Walks:** 4, 11 times, latest, Johnny Damon, vs. Oakland, July 25, 1999

**Strikeouts:** 5, 3 times, Bo Jackson at New York, April 18, 1987, Greg Gagne vs. Boston, Aug. 28, 1993 and Bob Hamelin at Detroit, May 24, 1995 at Toronto

**Stolen Bases:** 5, Amos Otis vs. Milwaukee, Sept. 7, 1971

**Steal of Home:** 1, many times; latest Joe Randa, at Minn., May 10, 1999

**Individual Pitching-Game**

**Strikeouts:** 14, Mark Gubicza, vs. Minnesota, Aug. 27, 1988

**Walks:**

9, twice, Dick Drago, vs. Milwaukee, May 22, 1970 and Dan Reichert, vs. New York, Sept. 7, 2000

**Home Runs:** 4, latest, Jim Pittsley, vs. Texas, July 21, 1998

**Innings:** 12, 5 times, Dick Drago vs. Minnesota, May 24, 1972; Roger Nelson vs. Minnesota, Sept. 9, 1972; Paul Splittorff vs. Chicago, June 26, 1974; Al Fitzmorris vs. Texas, Sept. 27, 1974; Steve Busby at California, June 25, 1975

**Individual Fielding-Game****Double Plays:**

**First Baseman:** 6, twice, Bob Oliver vs.

Oakland, May 14, 1971; John Mayberry at Baltimore, May 6, 1972

**Second Baseman:** 4, 3 times, Cookie Rojas vs. Washington, Aug. 30, 1970, vs. Oakland, May 14, 1971 and vs. Minnesota, May 11, 1973

**Shortstop:** 5, twice, Fred Patek at Baltimore, May 6, 1972 and vs. Texas, Aug. 2, 1974 (ties AL and ML records)

**Third Baseman:** 3, Paul Schaal vs. Cleveland, April 25, 1971

**Putouts:**

**Outfielder:** 10, Amos Otis vs. Texas, May 1, 1979; Carlos Beltran, at Chicago, Sept. 17, 1998

**First Baseman:** 19, Bob Oliver vs. Cleveland, April 24, 1971

**Putouts, Extra Innings:** 24, John Mayberry vs. Oakland, April 17, 1973 (14 innings)

**Putouts, Extra Innings, Catcher:** 17, Jimmy Campanis vs. Cleveland, May 2, 1970, 17 innings (18 total chances)

**Assists, Second Baseman:** 11, Cookie Rojas at Texas, May 17, 1973

**Assists, Third Baseman:** 10, George Brett vs. California, July 1, 1979

**Assists, Shortstop:** 11, twice, Fred Patek at Detroit, Aug. 13, 1974; vs. Seattle, Sept. 26, 1978

**Assists, Catcher:** 7, Ed Kirkpatrick at Milwaukee, June 16, 1972

**Unassisted Double Play by Outfielder:**

1, Brian McRae at Chicago, Aug. 23, 1992 (Ties Major League record)

**Assists, Extra Innings:** 11, twice, Cookie Rojas, April 17, 1973 (14 innings); Frank White, Sept. 21, 1973 (12 innings)

## Doubleheader Records

### Club General-Doubleheader

#### Players Used, Both Games, 9 Innings:

24, at Oakland, Sept. 27, 1977

#### Players Used, Both Games, 9 Innings, Opp.

25, at Chicago, Sept. 21, 1970

#### Players Used, Both Games, Both Teams:

44, 3 times, Kansas City (19) at Chicago (25), Sept. 21, 1970; Milwaukee (23) at Kansas City (21), Sept. 6, 1971; Kansas City (24) at Oakland (20), Sept. 27, 1977

#### Players Used, One/Both Games, Extra Innings:

24 vs. Minnesota, Sept. 10, 1979 (1st game, 14 innings)

#### Players Used, One/Both Games, Extra Innings Opponent:

23 vs. Minnesota, Sept. 10, 1979 (1st game, 14 innings)

#### Players Used, One/Both Games, Extra Innings, Both Teams:

47, vs. Minnesota, Sept. 10, 1979 (1st game, 14 innings)

#### Longest Doubleheader, Innings: 25, twice, vs. Oakland, June 16, 1969 (1st game 13 innings) and at New York, Aug. 27, 1972 (1st game 9 innings)

#### Longest Doubleheader, 9 Innings:

6 hours, 3 minutes vs. Baltimore, July 28, 1990 (1st game 3:27; 2nd game 2:36)

#### Shortest Time, Doubleheader, 9 Innings:

4 hours, 13 minutes at Seattle, June 20, 1969 (1st game, 2:23; 2nd game, 1:50)

#### Longest Doubleheader, Extra Innings:

8 hours, 11 minutes vs. Baltimore, June 23, 1991 (1st game 3:44; 2nd game 4:27)

### Club Batting-Doubleheader

#### Runs:

24, at Milwaukee, June 1, 1975 (13, 1st game)

#### Runs, Opponent:

25, Oakland, June 18, 1969 (16, 1st game)

#### Runs, Both Clubs:

37, Minnesota (17) at Kansas City (20), Sept. 18, 1995 (23, 1st game)

#### Fewest Runs: 0, twice, at Oakland, Sept. 9, 1974; at New York, April 19, 1987

#### Fewest Runs, Opponent: 1, Minnesota, Aug. 4, 1971 (1, 1st game)

#### Fewest Runs, Both Clubs: 5, Kansas City (3) at Washington (2), Aug. 12, 1971 (2, 1st game)

#### Hits:

33, at New York, July 14, 1989 (18, 1st game)

#### Hits, Opponent: 40, at New York, Aug. 27, 1972 (14 1st game)

#### Hits, Both Clubs: 65, Baltimore (35) at Kansas City (30), June 23, 1991 (31 1st game)

#### Triples:

6, vs. Minnesota, Aug. 7, 1974 (1, 1st game)

#### Home Runs:

7, at New York, July 14, 1989 (5 1st game)

#### Home Runs, Opponent: 5, at Cleveland, July 26, 1970 (21st game), at Seattle, May 25, 1981 (3, 1st game)

#### Home Runs, Both Clubs: 8, twice, Kansas City (4) at Cleveland (4), July 24, 1970 (2, 1st game), and KC (4) at Chicago (4), July 31, 1977 (3, 1st game)

#### RBI:

24, at Milwaukee, June 1, 1975 (13, 1st game)

#### RBI, Opponent:

25, Oakland, June 18, 1969 (16 1st game)

#### RBI, Both Clubs:

35, 3 times, Kansas City (24) at Milwaukee (11), June 1, 1975 (19, 1st game); Baltimore (19) at KC (16), June 23, 1991 (18 1st game); Minnesota (17) at Kansas City (18), Sept. 18, 1995 (21, 1st game)

#### Strikeouts:

19, at Boston, July 15, 1988 (16, 1st game)

#### Strikeouts, Opponent:

22, at Milwaukee, April 18, 1971 (7 1st game)

#### Strikeouts, Both Clubs:

37, Kansas City (15) at Milwaukee (22), April 18, 1971 (12 1st game)

### Club Pitching-Doubleheader

#### Pitchers Used: (Duplicate appearances not included) 8, vs. Oakland, June 18, 1969 (4 each game)

#### Pitchers Used, Opponents: 8, twice, at Chicago, Sept. 21, 1970 (3 1st game) and vs. Milwaukee, Aug. 10, 1990 (5, 1st game)

#### Pitchers Used, Both Clubs: 14, Kansas City (6) at Chicago (8), Sept. 21, 1970 (7 each game)

#### Pitchers Used, One/Both Game Extra Innings:

8, twice, at Boston, July 7, 1974 (6, 1st game) and vs. Minnesota, Sept. 10, 1979 (5, 1st game)

#### Pitchers Used, Opponent: 8, vs. Baltimore, June 23, 1991 (6, 1st game)

#### Pitchers Used, Both Clubs: 14, 3 times, Kansas City (7) at Chicago (7), July 20, 1969 (11 1st game); Kansas City (8) at Boston (6), July 7, 1974 (11, 1st game); Baltimore (8) at Kansas City (6), June 23, 1991 (11, 1st game)

#### Fewest Pitchers Used: 2, 4 times, vs. Minnesota, Aug. 4, 1971; vs. Minnesota, Sept. 8, 1972; vs. Boston, July 16, 1975; at Minnesota, Sept. 22, 1978

#### Fewest Pitchers Used, Opponents:

2, 3 times, latest at Baltimore, May 25, 1977

#### Fewest Pitchers Used, Both Clubs:

5, 3 times, Minnesota (3) at Kansas City (2); Aug. 4, 1971, Kansas City (3) at Oakland (2), Sept. 9, 1974; Kansas City (2) at Minnesota (3), Sept. 22, 1978

### Club Fielding-Doubleheader

#### Double Plays:

7 vs. Boston, Aug. 12, 1986 (5, 1st game)

#### Double Plays, Opponent:

8 Oakland, Sept. 13, 1970 (6, 1st game)

#### Double Plays, Both Clubs:

10 vs. Oakland, Sept. 13, 1970 (Oakland, 8, 6 in 1st game; Kansas City, 2 in 1st game)

### Individual Batting-Doubleheader

#### Hits: 7, George Brett, vs. Milwaukee, Aug. 10, 1990 (4, 1st game); Gerald Perry, at Boston (day/night DH), July 14, 1990 (4, 1st game)

**Doubles:** 5, Hal McRae vs. Cleveland, Aug. 27, 1974 (3, 1st game)

**Home Runs:** 3, Bill Pecota, at New York, July 14, 1989 (2, 1st game)

**Extra Base Hits:** 6, Hal McRae vs. Cleveland, Aug. 27, 1974 (5 2B, 1HR), (Tied ML record)

**Total Bases:** 15, Bill Pecota at New York, July 14, 1989 (1 1B, 2 2B, 3 HR)

**RBI:** 7, Hal McRae vs. Cleveland, Aug. 27, 1974 (6, 1st game)

**RBI, Opponent:** 6, Tony Oliva, Minnesota, June 29, 1969 (1, 1st game)

### Individual Pitching-Doubleheader

#### Pitchers in Both Games, Won or Lost:

**Won One:** 7 times, latest, Dan Quisenberry vs. Detroit, Aug. 10, 1979 (won 1st, saved 2nd)

**Lost One:** 6 times, latest Dan Quisenberry at Toronto, Aug. 8, 1980 (lost 1st, saved 2nd)

**Won One, Lost One:** Tom Burgmeier, at Milwaukee, April 18, 1971 (won 1st, lost 2nd)

**Saved Both:** 3 times, Tom Burgmeier at Cleveland, July 9, 1972; Ken Wright vs. Cleveland, July 18, 1972; Dan Quisenberry at Oakland, Oct. 1, 1983

### Individual Fielding-Doubleheader

#### Double Plays:

**First Baseman:** 7, Steve Balboni, vs. Boston, Aug. 12, 1986

**Second Baseman/Shortstop Together:** 4, shortstop, Bob Floyd and 2nd baseman Rich Severson vs. Minnesota, Sept. 25, 1971

## Inning Records

### Club Batting-Inning

#### Plate Appearances:

16, at Toronto, Aug. 6, 1979 (7th)

**Runs:** 11, at Toronto, Aug. 6, 1979 (7th); at Boston, Aug. 2, 1986 (7th); at Milwaukee, Aug. 21, 1995 (4th) 2nd game

#### Runs, Home:

10, vs. Cleveland, June 26, 1999 (8th)

#### Runs, Opponent:

12, vs. New York, April 11, 1987 (7th)

#### Runs, Extra Inning:

7, at Baltimore, July 12, 1972 (10th)

**Hits:** 11, at Boston, August 2, 1986 (7th)

#### Hits, Opponent:

11, vs. New York, April 11, 1987 (7th)

**Home Runs:** 4, vs. Anaheim, May 26, 2000 (6th)

**Home Runs, Opponent:** 4, vs. Anaheim, May 28, 2000 (5th)

**Stolen Bases:** 4, vs. California, Sept. 17, 1980 (1st game-1st inning); at Seattle, May 12, 1996 (1st inning)

**Pinch Hitter Used:** 4, 7 times, latest vs. New York, Aug. 4, 1996

### Club Pitching-Inning

**Pitchers Used:** 5, twice, vs. Oakland, May 14, 1971 (9th); vs. Chicago, September 13, 1972 (8th)

### Individual Batting-Inning

**Hits:** 2, many times, latest, Carlos Beltran, Dave McCarty and Gregg Zaun, vs. Boston, June 1, 2000 (6th inning)

**Home Runs:** 1, many times

#### Stolen Bases:

3, Chris Stynes, at Seattle, May 12, 1996

### Individual Pitching-Inning

**Home Runs Allowed:** 3, 9 times, latest, Chad Durbin, at Oakland, June 23, 2000 (2nd inning)

**Strikeouts:** 4, Kevin Appier, at Toronto, July 3, 1996

## Consecutive Records

### Club General-Consecutive

#### Games Won:

16, Aug. 31-Sept. 15 (2nd game), 1977

**Games Lost:** 12, June 28-July 13, 1997

**Won, Home:** 13, July 10-August 7, 1977; July 17-Aug. 5, 1994

#### Won, Road:

11, Sept. 5-Sept. 25 (2nd game), 1977

**Lost, Home:** 8, 3 times April 10-29, 1970; Aug. 28-Sept. 5, 1974; June 22-July 6, 1991

**Lost, Road:** 12, June 23-July 18, 1997

**Double Headers Won:** 3, twice, June 17-30, 1973; July 15-Aug. 6, 1976

**One-Run Games Played:** 8, May 12-20, 1981

**One-Run Games Won:** 11, July 3-Aug. 10, 1973

**Won vs. One Club:** 13, Baltimore, July 26, 1987-Aug. 11, 1988.

**Lost vs. One Club:** 23, Baltimore, May 10, 1969-Aug. 2, 1970 (ML Record)

#### Won vs. One Club, Home:

10, Baltimore, June 4, 1977-May 28, 1979

**Lost vs. One Club:** 12, Baltimore, 1969-1970

**Won Away:** 10, Chicago, Sept. 26, 1972-Sept. 20, 1973

**Lost Away:** 14, Detroit, 1987-90

**Won Extra Innings:** 7, April 19-May 17, 1970

**Series Won:** 13, July 10-Aug. 20, 1980

**Series, Non-Losing:** 16, July 10-Aug. 31, 1980

### Club Batting-Consecutive

#### Hits, One Game:

9, at Chicago, May 7, 1980 (7 1B, 2 2B)

**Hits, One Game, Opponent:** 6, 4 times, latest Chicago, Sept. 4, 1974

**Singles:** 7, at Minnesota, June 24, 1990

#### Hits, Start of Game:

7, vs. Baltimore, April 22, 1988

#### Most Hits

**Two Games:** 38, May 12-13, 1976

**Three Games:** 54, July 18-20, 1980

**Four Games:** 65, Aug. 27-30, 1979

**Five Games:** 76, Aug. 26-30, 1979

**Six Games:** 87, July 18-23, 1980

#### Most Hits, Opponent

**Two Games:** 40, Aug. 27, 1972 (doubleheader)

**Three Games:** 49, Aug. 26-27, 1972

**Four Games:** 60, May 19-22, 1998

#### Most Runs

**Two Games:** 30, May 12-13, 1976

**Three Games:** 38, June 8-11, 1999

**Four Games:** 46, June 8-12, 1999  
**Five Games:** 51, May 14-19, 1999; June 7-12, 1999  
**Six Games:** 58, May 14-20, 1999

**Most Runs, Opponent**  
**Two Games:** 30, May 19-20, 1998  
**Three Games:** 36, May 19-21, 1998  
**Four Games:** 49, May 19-22, 1998

**Games, Home Runs Hit:**  
 11, Aug. 9-Aug. 19, 1987 (19 homers)

**Games, Home Runs Hit, Opponent:**  
 14, April 19-May 5, 2000 (23 homers)

**Most Home Runs**  
**Two Games:** 9, Aug. 2-3, 1997  
**Three Games:** 11, twice, July 1-3, 1975;  
 Sept. 6-8, 1977  
**Four Games:** 12, twice, July 1-4, 1975; Sept.  
 5-8, 1977  
**Five Games:** 13, 3 times, July 1-5, 1975,  
 Sept. 5-9, 1977; April 28-May 3, 1999

**Most Home Runs, Opponent**  
**Two Games:** 8, May 27-28, 1977  
**Three Games:** 9, April 9-11, 2000 and May 19-  
 21, 2000  
**Four Games:** 13, June 16-20, 2000  
**Five Games:** 14, June 15-20, 2000 and June 16-  
 21, 2000

**Batters Hitting Home Runs:** 3, 3 times,  
 Darryl Motley, Frank White & Steve Balboni at  
 Texas, Aug. 19, 1984; George Brett, Frank  
 White & Jamie Quirk vs. Oakland, Sept. 28, 1986  
 and Carlos Beltran, Jermaine Dye and Mike  
 Sweeney vs. Minnesota, April 9, 2000

**Batters Hitting Home Runs, Opponent:**  
 3, 5 times, at Oakland, June 19, 1979, at  
 Minnesota, June 7, 1982, vs. Minnesota, April 9,  
 2000, vs. Anaheim, May 28, 2000 and vs.  
 Oakland, June 16, 2000

**Batters on Base:** 12, at Boston, Aug. 2, 1986  
 (6 1B, 2 2B, 1 3B, 1 HR, 2 BB)

**Club Pitching-Consecutive**  
**Shutouts Won:** 2, 12 times, latest at California,  
 Sept. 29-30, 1992  
**Shutouts vs. One Club:** 2, 9 times, latest at  
 California, Sept. 29-30, 1992  
**Innings, No Opponent Home Runs:**  
 135, July 7-22, 1970  
**Games, No Opponent Home Runs:**  
 14, July 7-22, 1970  
**Innings No Opponent Extra Base Hits:**  
 34, June 11-15, 1971  
**Games, No Opponent Extra Base Hits:**  
 3, twice, July 10-11, 1970; June 12-14, 1971  
**Complete Games:** 5, Aug. 21-26, 1979  
 (Paul Splittorff and Larry Gura vs. New York  
 and Craig Chamberlain, Dennis Leonard and  
 Paul Splittorff vs. Boston)

**Scoreless Innings Pitched:**  
 24.2 vs. Detroit and Baltimore, June 9-12, 1976

**Scoreless Innings Pitched Against Royals:**  
 30.2 at New York (7), vs. Minnesota (23.2),  
 May 20-23, 1981

**Scoreless Innings vs. One Club:**  
 24, at Washington, Aug. 10-12, 1971

**Scoreless Innings by One Club Against Royals:**  
 27 by Milwaukee, April 18 (G2), July 6, 1971

**Hitless Innings, Start of Game:** 9, 4 times,  
 at Detroit, April 27, 1973 (Steve Busby), at  
 Milwaukee, June 19, 1974 (Steve Busby),  
 vs. Texas, May 14, 1977 (Jim Colborn) and vs.  
 Chicago, Aug. 26, 1991 (Bret Saberhagen)

**Hitless Innings:** 9, 4 times, at Detroit, April 27,  
 1973 (Steve Busby), at Milwaukee, June 19,  
 1974 (Steve Busby), vs. Texas, May 14, 1977  
 (Jim Colborn) and vs. Chicago, August 26, 1991  
 (Bret Saberhagen)

**Perfect Innings, Start of Game:**  
 7, vs. Seattle, June 22, 1985 (Bret Saberhagen)

### Club Fielding-Consecutive

**Innings Making Double Plays:** 4, Sept. 19,  
 1983 vs. California (1st, 2nd, 3rd, 4th)  
**Games, No Errors:** 11, May 31-June 11, 1997  
**Innings, No Errors:**  
 106.0, May 30-June 13, 1997  
**Games Making Errors:** 12, June 5-17, 1992

### Individual General-Consecutive

**Games Played:** 305, Johnny Damon, March  
 31, 1998-Sept. 14, 1999  
**Stolen Bases, Without Being Caught:**  
 32, Willie Wilson, July 23-Sept. 23, 1980  
**Stolen Bases, Season, w/out Being Caught:**  
 16, Gary Thurman, 1989

### Individual Batting-Consecutive

**Hitting Streak:**  
 30, George Brett, July 18-Aug. 18, 1980  
**Games Most Hits:**  
**Two Games:**  
 8, 12 times, last: Johnny Damon, July 18-19, 2000  
**Three Games:** 12, 3 times, George Brett, May  
 8-10, 1976, Kevin Seitzer, Aug. 2-4, 1987 and  
 Johnny Damon, July 18-20, 2000  
**Four Games:** 15, 2 times, George Brett, May 8  
 11, 1976 and Johnny Damon, July 18-21, 2000  
**Five Games:** 18, George Brett, May 8-12, 1976  
**Six Games:** 21, George Brett, May 8-13, 1976

**Games Most Extra Base Hits:**  
**Two Games:** 6, 3 times, Ed Kirkpatrick, Sept.  
 28-30, 1969 (4 HR, 1 3B, 1 2B), Hal  
 McRae, Aug. 27, 1974 (5 2B, 1 HR) and  
 George Brett, April 17-20, 1983 (3 2B, 3 3B)  
**Games with an Extra Base Hit:** 7, Amos Otis,  
 April 24-May 1, 1970 (2 HR, 3 3B, 2 2B)  
**Hits:** 10, Joe Randa, June 8-12, 1999 (1 walk)  
**Times Reaching First Base:** 11, 3 times, Amos  
 Otis, April 30-May 2, 1970 (8 hits, 3 walks);  
 Steve Braun, Aug. 7-17, 1978 (5 hits, 6 walks);  
 Joe Randa, June 8-12, 1999 (10 hits, 1 walk)  
**Times Leading off Game with a Hit:**  
 10, Johnny Damon, April 26-May 7, 2000  
 (ML record)  
**Games With a Run Scored:** 14, Johnny  
 Damon, Aug. 5-19, 2000  
**Games, RBI:**  
**Two Games:** 9, 3 times, Ed Kirkpatrick,  
 Sept. 28-30, 1969; Hal McRae, May 24-25,  
 1975; Bo Jackson, July 17 & Aug. 26, 1990

**Three Games:** 11, Ed Kirkpatrick, Sept. 28-Oct. 1, 1969 and Hal McRae, May 11-13, 1982  
**Games with an RBI:** 13 (tied AL record), Mike Sweeney, June 23-July 4, 1999 (total 19 RBI)

**Games with a Home Run:** 4, 10 times, John Mayberry, Sept. 25-27, 1972, and July 1-4, 1975; George Brett, June 1-4, 1984, Aug. 23-26, 1985 and Oct. 2-5, 1985; Steve Balboni, July 28-31, 1985; Kirk Gibson, April 20-24, 1991; Chili Davis, Aug. 23-27, 1997; Jermaine Dye

**At Bats with a Home Run:** 4, Bo Jackson, July 17, 1990 at New York (3 at bats) and Aug. 26, 1990 vs. Seattle (1st at bat)

**Games with a Walk:** 14, John Mayberry, July 2-16, 1973 (22 walks); Jeff King, April 17-May 14 (20 walks)

**Walks:** 6, Terry Shumpert, Aug. 25-31, 1991

**Games with a Strikeout:**

16, Bo Jackson, July 1-18, 1987

**Strikeouts:** 9, (plate appearances), Steve Balboni, Aug. 20-23, 1984; Bo Jackson, Sept. 16-19, 1988; 11, (official at bats), Steve Balboni, Aug. 20-24, 1984

**Pinch Hits:**

5, Richie Scheinblum, May 30-June 7, 1972

**Games, RBI, Pinch Hitting:**

4, Richie Scheinblum, June 1-7, 1972 (5 RBI)

**Games Reaching Base, Pinch Hitting:**

5, 5 times, Richie Scheinblum (1 HR, 4 1B), May 30-June 7, 1972; Joe Keough (4 1B, 1 BB), June 3-16, 1972; Steve Braun (2 2B, 1 1B, 2 BB), Aug. 7-15, 1978; Dane Iorg (2 1B, 1 2B, 1 HR, 1 BB), July 16-Sept. 12, 1984; and Bill Buckner (4 1B, 1 BB, April 11-27, 1989)

## Individual Pitching-Consecutive

**Winning Decisions, Starter:**

11, Rich Gale, June 17-Aug. 23, 1980

**Winning Decisions, Reliever:**

12, Doug Bird, Sept. 1, 1975-July 28, 1977

**Losing Decisions:** 10, Tom Gordon, Aug. 22, 1991-May 24, 1992

**Complete Games:** 7, twice, Dick Drago, July 1-Aug. 13, 1971; Dennis Leonard, Sept. 3-Oct. 2, 1977

**Games in Relief:** 6, Ted Abernathy, Sept. 13 (1st game)-20, 1970

**Games Started and Won vs. One Club:**

9, Paul Splittorff vs. Chicago, April 14, 1973-July 3, 1974

**Decisions Won vs. One Club:** 10, Larry Gura vs. Toronto, May 1, 1977-July 20, 1982

**Complete Games vs. One Club:** 5, Dick Drago vs. California, April 6-Sept. 21, 1971

**Hitless Innings, Start of Game:** 9, 4 times, Steve Busby at Detroit, April 27, 1973; Steve Busby at Milwaukee, June 19, 1974; Jim Colborn vs. Texas, May 14, 1977; Bret Saberhagen vs. Chicago, Aug. 26, 1991

**Hitless Innings:**

17, Steve Busby, June 14-24, 1974 (3 games)

**Shutout Games:** 3, David Cone, May 11-22, 1994 (vs. Minnesota, 9-0, at Seattle, 4-0 and at California, 4-0)

**Scoreless Innings, Starter:** 33.0, Kevin

Appier, Aug. 28-Sept. 23, 1993

**Scoreless Innings, Reliever:**

22.1, Rusty Meacham, May 19-July 2, 1994

**Scoreless Innings vs. One Club:**

30.1, Paul Splittorff vs. Chicago, Sept. 11, 1972-July 31, 1973

**Innings No Home Runs:** 134.1, Mark Gubicza, Sept. 21, 1988-June 7, 1989

**Innings No Home Runs, Relief:** 75, Tom Burgmeier, Aug. 29, 1971-April 24, 1973

**Innings No Walks Issued:** 46.2, Doug Bird, May 28-July 1, 1976

**Home Runs Off:** 3, 4 times, Dennis Leonard at Oakland, June 19, 1979, Brad Rigby vs. Minnesota, April 9, 2000, Dan Murray vs. Oakland, June 16, 2000 and Chad Durbin at Oakland, June 23, 2000

**Strikeouts:** 6, Steve Busby vs. Boston, July 16, 1974; Danny Jackson at Toronto, Aug. 17, 1985; Bret Saberhagen at Detroit, May 19, 1989; Doug Linton, at Chicago, July 20, 1996

**Batters Retired:** 33, Steve Busby at Milwaukee, June 19, 1974 (last 24 batters) and vs. Chicago, June 24, 1974 (first 9 batters) (AL record)

**Batters Retired, Start of Game:** 21, Bret Saberhagen vs. Seattle, June 21, 1985

**Batters Faced Without Allowing a Hit:**

54, Steve Busby, June 14-24, 1974 (51 outs, 3 walks in 3-game period)

**Relief App. Fanning At Least 1 Batter:**

32, Jeff Montgomery, June 18-Sept. 5, 1989

## Individual Fielding-Consecutive

**Games No Errors:**

**First Baseman:** 92, John Wathan, June 26, 1976 (first game)-Sept. 10, 1979 (first game)

**Second Baseman:** 70, Frank White, Sept. 22, 1987-June 20, 1988

**Shortstop:** 60, Rey Sanchez, April 21-July 8, 2000

**Third Baseman:** 69, Bill Pecota April 29-Aug. 30, 1991

**Outfielder:** 165, Amos Otis, July 18, 1970-July 29, 1971

**Catcher:**

64, Ed Kirkpatrick, April 30-July 29, 1972

**Pitcher:** 125, Al Fitzmorris, June 21, 1971-July 3, 1975

**Innings Making Double Plays**

**First Baseman:** 4, Willie Aikens, vs. California (1st game), Sept. 19, 1983

**Second Baseman:** 4, Frank White vs. California (1st game), Sept. 10, 1983

**Shortstop:** 3, twice, latest, Fred Patek at Minnesota, Sept. 17, 1971

**Third Baseman:** 3, Paul Schaal vs. Cleveland, April 25, 1971

**Games in Double Plays:**

**First Baseman:** 9, twice, Bob Oliver, Sept. 4-12, 1970; John Mayberry, Sept. 15-24 (first game), 1972

**Second Baseman:** 8, Cookie Rojas, Sept. 4-11, 1970

**Shortstop:** 7, Fred Patek, June 15-24, 1972

**Putouts, Game, Outfielder:** 5, Willie Wilson vs. Texas, May 14, 1982

## Royals Rookie Batting Records

Games	161	Kevin Seitzer	1987
Average	.323	Kevin Seitzer	1987
Doubles	33	Kevin Seitzer	1987
	33	Mark Quinn	2000
Triples	10	Tom Poquette	1976
Home Runs	24	Bob Hamelin	1994
Slugging Pct.	.599	Bob Hamelin	1994
Runs	112	Carlos Beltran	1999
Extra Base Hits	56	Kevin Seitzer	1987
	56	Carlos Beltran	1999
Hits	207	Kevin Seitzer	1987
At-Bats	663	Carlos Beltran	1999
RBI	108	Carlos Beltran	1999
Total Bases	301	Kevin Seitzer	1987
	301	Carlos Beltran	1999
Walks	80	Kevin Seitzer	1987
Stolen Bases	46	Willie Wilson	1978
Singles	151	Kevin Seitzer	1987

## Royals Rookie Pitching Records

Wins	17	Tom Gordon	1989
Losses	16	Jim Rooker	1969
Win Pct.	.778 (7-2)	Jeff Montgomery	1988
ERA	2.69	Paul Splitteroff	1971
Games	64	Rusty Meacham	1992
Games Started	37	Steve Busby	1973
Complete Games	10	Dick Drago	1969
		Bob Johnson	1970
Saves	20	Doug Bird	1973
Innings Pitched	238.1	Steve Busby	1973
Hits Allowed	246	Steve Busby	1973
Walks	105	Steve Busby	1973
Strikeouts	206	Bob Johnson	1970

## Royals Who Have Stolen Home

Player	Opponent	Date
Amos Otis	at California	July 31, 1972
John Mayberry	vs Oakland	July 2, 1976
Dave Nelson	at Chicago	Aug. 8, 1976
George Brett	vs Cleveland	Aug. 17, 1976
	vs California	Sept. 14, 1987
Fred Patek	vs Minnesota	June 8, 1977
Kevin Seitzer	vs Boston	April 7, 1989
Bo Jackson	at Minnesota	May 16, 1989
Juan Samuel	at Texas	Aug. 26, 1992
Greg Gagne	vs New York	April 30, 1995
<b>Jon Nunnally</b>	<b>at Toronto</b>	<b>May 24, 1995</b>
	<b>vs Detroit</b>	<b>July 29, 1995</b>
	<b>vs Oakland</b>	<b>Aug. 15, 1995</b>
	<b>vs Minnesota</b>	<b>Sept. 18, 1995 (G1)</b>
Tom Goodwin	at Texas	Sept. 1, 1995
Chris Stynes	at Seattle	May 12, 1996
Bob Hamelin	at Detroit	May 22, 1996
David Howard	vs Texas	May 23, 1996
Kevin Young	vs California	June 10, 1996
Sal Fasano	at Minnesota	July 5, 1996
Craig Paquette	vs Chicago	July 13, 1996
	vs Oakland	August 7, 1996
Michael Tucker	vs Cleveland	July 15, 1996
Johnny Damon	vs Cleveland	Sept. 27, 1996
Craig Paquette	vs Seattle	May 23, 1997
Jeff Conine	at St. Louis	June 30, 1998
Jermaine Allensworth	at Chicago	July 9, 1998
<b>Joe Randa</b>	<b>at Minnesota</b>	<b>May 10, 1999</b>

## 30 Stolen Bases In A Season

SB	Player	Year
83	Willie Wilson	1979
79	Willie Wilson	1980
66	Tom Goodwin	1996
59	Willie Wilson	1983
59	Willie Wilson	1987
53	Fred Patek	1977
52	Amos Otis	1971
51	Fred Patek	1976
50	Vince Coleman	1994
50	Tom Goodwin	1995
49	Fred Patek	1971
47	Willie Wilson	1984
46	Johnny Damon	2000
46	Willie Wilson	1978
45	Jose Offerman	1998
43	Willie Wilson	1985
40	Pat Kelly	1969
40	U.L. Washington	1983
40	Lonnie Smith	1985
39	Amos Otis	1975
38	Fred Patek	1978
37	Joe Foy	1969
37	Willie Wilson	1982
36	Fred Patek	1973
36	John Wathan	1982
36	Johnny Damon	1999
35	Willie Wilson	1988
34	Pat Kelly	1970
34	Willie Wilson	1981
34	Tom Goodwin	1997
33	Amos Otis	1970
33	Fred Patek	1972
33	Fred Patek	1974
32	Fred Patek	1975
32	Amos Otis	1978
31	Felix Jose	1993
30	Amos Otis	1979



Kevin Seitzer had one of the best rookie seasons in Royals history and still holds eight club rookie records.

# Royals All-Time Top 10

## Single Season Batting

### Single Season Games

162	Hal McRae	1977
162	Al Cowens	1977
161	Paul Schaal	1971
161	John Mayberry	1976
161	Willie Wilson	1980
161	Kevin Seitzer	1987
161	Johnny Damon	1998
160	Steve Balboni	1985
160	Kevin Seitzer	1989
159	6 players tied	

### Single Season At Bats

*705	Willie Wilson	1980
663	Carlos Beltran	1999
655	Johnny Damon	2000
*645	George Brett	1976
645	George Brett	1979
642	Johnny Damon	1998
641	Hal McRae	1977
641	Kevin Seitzer	1987
*634	George Brett	1975
631	Willie Wilson	1986

### Single Season Runs Scored

*136	Johnny Damon	2000
*133	Willie Wilson	1980
119	George Brett	1979
113	Willie Wilson	1979
112	Carlos Beltran	1999
108	George Brett	1985
107	Jermaine Dye	2000
105	George Brett	1977
105	Kevin Seitzer	1987
105	Mike Sweeney	2000

### Single Season Hits

*230	Willie Wilson	1980
*215	George Brett	1976
214	Johnny Damon	2000
*212	George Brett	1979
+207	Kevin Seitzer	1987
206	Mike Sweeney	2000
197	Joe Randa	1999
*195	George Brett	1975
193	Jermaine Dye	2000
194	2 players tied	

### Single Season Doubles

+54	Hal McRae	1977
+46	Hal McRae	1982
*45	George Brett	1978
45	Frank White	1982
+45	George Brett	1990
44	Jermaine Dye	1999
44	Mike Sweeney	1999
42	George Brett	1979
42	George Brett	1988
42	Johnny Damon	2000

### Single Season Triples

*21	Willie Wilson	1985
*20	George Brett	1979
15	Willie Wilson	1980
*15	Willie Wilson	1982
*15	Willie Wilson	1987
*14	George Brett	1976
14	Al Cowens	1977
+13	George Brett	1975
13	Willie Wilson	1979
*13	Jose Offerman	1998

### Single Season Home Runs

36	Steve Balboni	1985
35	Gary Gaetti	1995
34	John Mayberry	1975
34	Danny Tartabull	1987
34	Dean Palmer	1998
33	Jermaine Dye	2000
32	Bo Jackson	1989
31	Danny Tartabull	1991
30	George Brett	1985
30	Chili Davis	1997

### Single Season Runs Batted In

144	Mike Sweeney	2000
*133	Hal McRae	1982
119	Dean Palmer	1998
119	Jermaine Dye	1999
118	George Brett	1980
118	Jermaine Dye	2000
112	Al Cowens	1977
112	Darrell Porter	1979
112	George Brett	1985
112	Jeff King	1997

### Single Season Batting Average

*.390	George Brett	1980
.385	George Brett	1985
*.383	George Brett	1976
.383	Mike Sweeney	2000
.382	Hal McRae	1976
*.382	Willie Wilson	1982
.379	George Brett	1979
*.379	George Brett	1990
.377	Johnny Damon	2000
.376	Willie Wilson	1980

### Single Season Walks

122	John Mayberry	1973
121	Darrell Porter	1979
119	John Mayberry	1975
103	Paul Schaal	1971
103	George Brett	1985
102	Kevin Seitzer	1989
89	Jeff King	1997
89	Jose Offerman	1998
85	Chili Davis	1997
84	Mike Fiore	1969

\*Led League

+Tied for league lead

Single Season batting average based on a minimum 502 plate appearances; Career batting average based on a minimum 400 games played

**Single Season Strikeouts**

*172	Bo Jackson	1989
166	Steve Balboni	1985
158	Bo Jackson	1987
146	Steve Balboni	1986
146	Bo Jackson	1988
139	Steve Balboni	1984
138	Jerry Martin	1982
136	Danny Tartabull	1987
134	Dean Palmer	1998
128	Bo Jackson	1990

**Single Season Stolen Bases**

*83	Willie Wilson	1979
79	Willie Wilson	1980
66	Tom Goodwin	1996
59	Willie Wilson	1983
59	Willie Wilson	1987
+53	Fred Patek	1977
*52	Amos Otis	1971
51	Fred Patek	1976
50	Vince Coleman	1994
50	Tom Goodwin	1995

**Single Season Pitching****Single Season Victories**

*23	Bret Saberhagen	1989
22	Steve Busby	1974
21	Dennis Leonard	1978
20	Paul Splittorff	1973
*20	Dennis Leonard	1977
20	Dennis Leonard	1980
20	Bret Saberhagen	1985
20	Mark Gubicza	1988
19	Paul Splittorff	1978
18	6 pitchers tied	

**Single Season Losses**

19	Paul Splittorff	1974
18	Larry Gura	1983
18	Mark Gubicza	1987
18	Danny Jackson	1987
17	Dick Drago	1972
17	Dennis Leonard	1978
17	Paul Splittorff	1979
16	Jim Rooker	1969
16	Bret Saberhagen	1988
15	5 pitchers tied	

**Single Season ERA**

2.08	Roger Nelson	1972
*2.16	Bret Saberhagen	1989
2.46	Kevin Appier	1992
*2.56	Kevin Appier	1993
2.69	Charlie Leibrandt	1985
2.70	Mark Gubicza	1988
2.71	Mike Hedlund	1971
2.72	Larry Gura	1978
2.72	Larry Gura	1981
2.76	Kevin Appier	1990

**Single Season Appearances**

*84	Dan Quisenberry	1985
*75	Dan Quisenberry	1980
73	Jeff Montgomery	1990
73	Scott Service	1998
72	Dan Quisenberry	1982
72	Dan Quisenberry	1984
70	Matt Whisenant	1998
*69	Dan Quisenberry	1983
69	Jeff Montgomery	1993
68	Scott Service	1999

**Single Season Games Started**

*40	Dennis Leonard	1978
38	Paul Splittorff	1973
38	Steve Busby	1974
38	Paul Splittorff	1978
*38	Dennis Leonard	1980
37	Steve Busby	1973
37	Paul Splittorff	1977
37	Larry Gura	1982
36	3 pitchers tied	

**Single Season Complete Games**

21	Dennis Leonard	1977
20	Steve Busby	1974
20	Dennis Leonard	1978
18	Steve Busby	1975
16	Dennis Leonard	1976
16	Larry Gura	1980
15	Dick Drago	1971
15	Bret Saberhagen	1987
*12	4 pitchers tied	
	(Saberhagen led league in '89)	

**Single Season Shutouts**

6	Roger Nelson	1972
+5	Dennis Leonard	1979
5	Dennis Leonard	1977
4	8 pitchers tied	

**Single Season Saves**

*45	Dan Quisenberry	1983
+45	Jeff Montgomery	1993
*44	Dan Quisenberry	1984
39	Jeff Montgomery	1992
*37	Dan Quisenberry	1985
36	Jeff Montgomery	1998
*35	Dan Quisenberry	1982
+33	Dan Quisenberry	1980
33	Jeff Montgomery	1991
31	Jeff Montgomery	1995

**Single Season Innings Pitched**

295	Dennis Leonard	1978
293	Dennis Leonard	1977
292	Steve Busby	1974
283	Larry Gura	1981
280	Dennis Leonard	1980
270	Mark Gubicza	1988
262	Paul Splittorff	1973
262	Paul Splittorff	1978
262	Bret Saberhagen	1989
261	Bret Saberhagen	1988

\*Led League

+Tied for league lead

Single Season ERA based on a minimum 162 innings pitched; Career ERA based on a minimum 400 innings pitched

**Single Season Home Runs Allowed**

*37	Tim Belcher	1998
*36	Jeff Suppan	2000
33	Dennis Leonard	1979
31	Larry Gura	1982
31	Tim Belcher	1997
30	Dennis Leonard	1980
29	Wally Bunker	1969
29	Larry Gura	1979
29	Chris Haney	1996
28	3 pitchers tied	

**Single Season Walks**

120	Mark Gubicza	1987
114	David Cone	1993
109	Danny Jackson	1987
107	Pat Rapp	1998
105	Steve Busby	1973
102	Jim Rooker	1970
100	Rich Gale	1978
99	Rich Gale	1979
94	Mac Suzuki	2000
92	Steve Busby	1974

**Single Season Strikeouts**

244	Dennis Leonard	1977
207	Kevin Appier	1996
206	Bob Johnson	1970
198	Steve Busby	1974
196	Kevin Appier	1997
193	Bret Saberhagen	1989
191	David Cone	1993
186	Kevin Appier	1993
185	Kevin Appier	1995
183	2 pitchers tied	

**Career Batting****Career Games**

2707	George Brett	1973-93
2324	Frank White	1973-90
1891	Amos Otis	1970-83
1837	Hal McRae	1973-87
1787	Willie Wilson	1976-90
1245	Fred Patek	1971-79
897	John Mayberry	1972-77
890	Mike Macfarlane	1987-98
880	Cookie Rojas	1970-77
860	John Wathan	1976-85

**Career At Bats**

10349	George Brett	1973-93
7859	Frank White	1973-90
7050	Amos Otis	1970-83
6799	Willie Wilson	1976-90
6568	Hal McRae	1973-87
4305	Fred Patek	1971-79
3131	John Mayberry	1972-77
3072	Cookie Rojas	1970-77
3057	Johnny Damon	1995-00
2805	Mike Macfarlane	1987-94, 96-98

**Career Runs Scored**

1583	George Brett	1973-93
1074	Amos Otis	1970-83
1060	Willie Wilson	1976-90
912	Frank White	1973-90
873	Hal McRae	1973-87
571	Fred Patek	1971-79
504	Johnny Damon	1995-00
459	John Mayberry	1972-77
408	Kevin Seitzer	1986-91
373	Al Cowens	1974-79

**Career Hits**

3154	George Brett	1973-93
2006	Frank White	1973-90
1977	Amos Otis	1970-83
1968	Willie Wilson	1976-90
1924	Hal McRae	1973-87
1036	Fred Patek	1971-79
894	Johnny Damon	1995-00
824	Cookie Rojas	1970-77
816	John Mayberry	1972-77
809	Kevin Seitzer	1986-91

**Career Doubles**

665	George Brett	1973-93
449	Hal McRae	1973-87
407	Frank White	1973-90
365	Amos Otis	1970-83
241	Willie Wilson	1976-90
182	Fred Patek	1971-79
174	Mike Macfarlane	1987-94, 96-98
156	Johnny Damon	1995-00
141	Danny Tartabull	1987-91
139	2 players tied	

**Career Triples**

137	George Brett	1973-93
133	Willie Wilson	1976-90
65	Amos Otis	1970-83
63	Hal McRae	1973-87
58	Frank White	1973-90
47	Johnny Damon	1995-00
44	Al Cowens	1974-79
41	Fred Patek	1971-79
32	Brian McRae	1990-94
28	U.L. Washington	1977-84

**Career Home Runs**

317	George Brett	1973-93
193	Amos Otis	1970-83
169	Hal McRae	1973-87
160	Frank White	1973-90
143	John Mayberry	1972-77
124	Danny Tartabull	1987-91
119	Steve Balboni	1984-88
109	Bo Jackson	1986-90
103	Mike Macfarlane	1987-94, 96-98
77	Willie Aikens	1980-83

\*Led League

+TJed for league lead

Single Season batting average based on a minimum 502 plate appearances; Career batting average based on a minimum 400 games played.

Single Season ERA based on a minimum 162 innings pitched; Career ERA based on a minimum 400 innings pitched.

**Career Grand Slams**

6	Frank White	1973-90
5	Danny Tartabull	1987-91
3	Mike Macfarlane	1987-94, 96-98

**Career Pinch-Hit Home Runs**

2	Steve Balboni	1984-88
2	Jim Eisenreich	1987-92
2	Chuck Harrison	1969, 1971
2	Carmelo Martinez	1991
2	Hal McRae	1973-87
2	Bob Oliver	1969-72
2	Amos Otis	1970-83

**Career Inside-the-Park Home Runs**

13	Willie Wilson	1976-90
7	George Brett	1973-93
6	Amos Otis	1970-83
4	Brian McRae	1990-94
3	Danny Tartabull	1987-91
3	John Wathan	1976-85
3	Frank White	1973-90

**Career Runs Batted In**

1595	George Brett	1973-93
1012	Hal McRae	1973-87
992	Amos Otis	1970-83
886	Frank White	1973-90
552	John Mayberry	1972-77
509	Willie Wilson	1976-90
425	Danny Tartabull	1987-91
398	Mike Macfarlane	1987-94, 96-98
382	Fred Patek	1971-79
374	Al Cowens	1974-79

**Career Batting Average**

.306	Jose Offerman	1996-98
.305	George Brett	1973-93
.302	Mike Sweeney	1995-00
.302	Joe Randa	1995-96, 99-00
.294	Kevin Seitzer	1986-91
.293	Hal McRae	1973-87
.293	Wally Joyner	1992-95
.292	Johnny Damon	1995-00
.290	Danny Tartabull	1987-91
.290	Willie Wilson	1976-90

**Career Walks**

1096	George Brett	1973-93
766	Amos Otis	1970-83
616	Hal McRae	1973-87
561	John Mayberry	1972-77
413	Fred Patek	1971-79
412	Frank White	1973-90
369	Kevin Seitzer	1987-91
360	Willie Wilson	1976-90
325	Danny Tartabull	1987-91
300	Paul Schaal	1969-74

**Career Strikeouts**

1035	Frank White	1973-90
990	Willie Wilson	1976-90
953	Amos Otis	1970-83
907	George Brett	1973-93
697	Hal McRae	1973-87
638	Bo Jackson	1986-90
592	Danny Tartabull	1987-91
586	Fred Patek	1971-79
568	Steve Balboni	1984-88
536	Mike Macfarlane	1987-94, 96-98

**Career Stolen Bases**

612	Willie Wilson	1976-90
340	Amos Otis	1970-83
336	Fred Patek	1971-79
201	George Brett	1973-93
178	Frank White	1973-90
159	Johnny Damon	1995-00
150	Tom Goodwin	1994-97
120	U.L. Washington	1977-84
105	Hal McRae	1973-87
105	John Wathan	1976-85

**Career Pitching****Career Victories**

166	Paul Splittorff	1970-84
144	Dennis Leonard	1974-86
132	Mark Gubicza	1984-96
114	Kevin Appier	1989-99
111	Larry Gura	1976-85
110	Bret Saberhagen	1984-91
79	Tom Gordon	1988-95
76	Charlie Leibrandt	1984-89
70	Steve Busby	1972-80
70	Al Fitzmorris	1969-76

**Career Losses**

143	Paul Splittorff	1979-84
135	Mark Gubicza	1984-96
106	Dennis Leonard	1974-86
89	Kevin Appier	1989-99
78	Larry Gura	1976-85
78	Bret Saberhagen	1984-91
71	Tom Gordon	1988-95
70	Dick Drago	1969-73
67	Charlie Leibrandt	1984-89
57	Buddy Black	1982-88

**Career ERA**

2.55	Dan Quisenberry	1979-88
3.05	Steve Farr	1985-90
3.06	Steve Mingori	1973-79
3.08	Roger Nelson	1969-72, 76
3.20	Jeff Montgomery	1988-99
3.21	Bret Saberhagen	1984-91
3.29	David Cone	1986, 93-94
3.46	Kevin Appier	1989-99
3.46	Al Fitzmorris	1969-76
3.48	Marty Pattin	1974-80

**Career Appearances**

686	Jeff Montgomery	1988-99
573	Dan Quisenberry	1979-88
429	Paul Splittorff	1970-84
382	Mark Gubicza	1984-96
312	Dennis Leonard	1974-86
310	Larry Gura	1976-85
292	Doug Bird	1973-78
289	Steve Farr	1985-90
281	Kevin Appier	1989-99
274	Tom Gordon	1988-95

**Career Games Started**

392	Paul Splittorff	1970-84
327	Mark Gubicza	1984-96
302	Dennis Leonard	1974-86
269	Kevin Appier	1989-99
226	Bret Saberhagen	1984-91
219	Larry Gura	1976-85
187	Charlie Leibrandt	1984-89
160	Dick Drago	1969-73
150	Steve Busby	1972-80
144	Tom Gordon	1988-95

**Career Complete Games**

103	Dennis Leonard	1974-86
88	Paul Splittorff	1970-84
61	Larry Gura	1976-85
64	Bret Saberhagen	1984-91
53	Steve Busby	1972-80
53	Dick Drago	1969-73
42	Mark Gubicza	1984-96
35	Al Fitzmorris	1969-76
34	Charlie Leibrandt	1984-89
32	Kevin Appier	1989-99

**Career Shutouts**

23	Dennis Leonard	1974-86
17	Paul Splittorff	1970-84
16	Mark Gubicza	1984-96
14	Larry Gura	1976-85
14	Bret Saberhagen	1984-91
11	Al Fitzmorris	1969-76
10	Dick Drago	1969-73
10	Charlie Leibrandt	1984-89
10	Kevin Appier	1989-99

**Career Saves**

304	Jeff Montgomery	1988-99
238	Dan Quisenberry	1979-88
58	Doug Bird	1973-78
49	Steve Farr	1985-90
40	Ted Abernathy	1970-72
31	Al Hrabosky	1978-79
28	Tom Burgmeier	1969-73
28	Mark Littell	1973, 75-77
27	Steve Mingori	1973-79
26	Gene Garber	1973-74, 87-88

**Career Innings Pitched**

2555	Paul Splittorff	1970-84
2218	Mark Gubicza	1984-96
2187	Dennis Leonard	1974-86
1821	Kevin Appier	1989-99
1701	Larry Gura	1976-85
1660	Bret Saberhagen	1984-91
1257	Charlie Leibrandt	1984-89
1149	Tom Gordon	1988-95
1134	Dick Drago	1969-73
1098	Al Fitzmorris	1969-76

**Career Home Runs Allowed**

202	Dennis Leonard	1974-86
192	Paul Splittorff	1970-84
166	Larry Gura	1976-85
153	Mark Gubicza	1984-96
134	Kevin Appier	1989-99
123	Bret Saberhagen	1984-91
102	Charlie Leibrandt	1984-89
100	Buddy Black	1982-88
96	Tim Belcher	1996-98
91	Dick Drago	1969-73

**Career Walks**

783	Mark Gubicza	1984-96
780	Paul Splittorff	1970-84
624	Kevin Appier	1989-99
622	Dennis Leonard	1974-86
587	Tom Gordon	1988-95
503	Larry Gura	1976-85
433	Steve Busby	1972-80
359	Al Fitzmorris	1969-76
359	Charlie Leibrandt	1984-89
331	Bret Saberhagen	1984-91

**Career Strikeouts**

1451	Kevin Appier	1989-99
1366	Mark Gubicza	1984-96
1323	Dennis Leonard	1974-86
1093	Bret Saberhagen	1984-91
1057	Paul Splittorff	1970-84
999	Tom Gordon	1988-95
720	Jeff Montgomery	1988-99
659	Steve Busby	1972-80
633	Larry Gura	1976-85
618	Charlie Leibrandt	1984-89

**Royals Extra Inning Record**

Year	Record	Pct.	Year	Record	Pct.
1969	7-12	.368	1985	11-7	.611
1970	14-8	.636	1986	6-10	.375
1971	2-7	.222	1987	5-3	.625
1972	5-10	.333	1988	5-5	.500
1973	9-5	.643	1989	11-6	.647
1974	10-11	.476	1990	5-4	.556
1975	12-5	.706	1991	11-8	.579
1976	13-7	.650	1992	4-10	.286
1977	9-6	.600	1993	8-6	.571
1978	7-5	.583	1994	6-5	.545
1979	9-6	.600	1995	7-6	.538
1980	8-6	.571	1996	10-6	.625
1981	2-5	.286	1997	7-8	.467
1982	7-3	.700	1998	7-5	.583
1983	5-5	.500	1999	5-10	.333
1984	6-5	.545	2000	7-8	.467
<b>Totals</b>	<b>240-213</b>	<b>.530</b>			

# Top Pitching Performances

## Complete Game No-Hitters

No.	Pitcher	Date	Opponent	Score
1.	Steve Busby	April 27, 1973	at Detroit	3-0
2.	Steve Busby	June 19, 1974	at Milwaukee	2-0
3.	Jim Colborn	May 14, 1977	Texas	6-0
4.	Bret Saberhagen	Aug. 26, 1991	Chicago	7-0

## One-Hitters

No.	Pitcher	Date	Opponent	Score
1.	Bill Butler	Aug. 9, 1969	at Cleveland	10-0
2.	Wally Bunker	Sept. 11, 1969	at California	3-0
3.	Dick Drago	July 30, 1971 (4 1/2 inn.)	at Baltimore	0-1
4.	Paul Splittorff	Aug. 11, 1971	at Washington	1-0
5.	Roger Nelson	Aug. 23, 1972	Boston	3-0
6.	Paul Splittorff	Aug. 3, 1975	Oakland	5-0
7.	Andy Hassler	July 2, 1977	at Cleveland	1-0
8.	Paul Splittorff	Sept. 2, 1977 (2nd)	Milwaukee	3-0
9.	Rich Gale	June 13, 1978	Texas	5-0
10.	Larry Gura	April 30, 1980	at Toronto	3-0
11.	Vida Blue	Sept. 13, 1982	Seattle	8-0
12.	Charlie Leibrandt	May 16, 1987	Milwaukee	13-0
13.	Kevin Appier	July 7, 1990	at Detroit	4-0
14.	Hipolito Pichardo	July 21, 1992	Boston	8-0
15.	Dennis Rasmussen	Sept. 29, 1992	at California	2-0
16.	Kevin Appier	July 27, 1993	Texas	0-1
17.	David Cone	May 22, 1994	at California	4-0
18.	Mark Gubicza	June 15, 1995	at Oakland	7-0

## Two-Hitters

No.	Pitcher	Date	Opponent	Score
1.	Bob Johnson	Aug. 23, 1970	Boston	4-3
2.	Al Fitzmorris	Aug. 4, 1971 (2nd)	Minnesota	3-0
3.	Dick Drago	April 25, 1972	Baltimore	3-0
4.	Roger Nelson	Oct. 4, 1972	Texas	4-0
5.	Paul Splittorff	April 14, 1973	at Chicago	3-0
6.	Paul Splittorff	June 18, 1974	at Milwaukee	4-0
7.	Al Fitzmorris	Aug. 5, 1975	Minnesota	6-1
8.	Andy Hassler	Aug. 20, 1976	Milwaukee	3-0
9.	Dennis Leonard	June 28, 1977	at California	3-1
10.	Rich Gale	May 15, 1978	Boston	3-1
11.	Dennis Leonard	June 11, 1980 (1st)	Cleveland	5-0
12.	Bret Saberhagen	May 17, 1985	at Milwaukee	3-0
13.	Bret Saberhagen	April 16, 1986	at Boston	1-0
14.	Dennis Leonard	April 29, 1986	at Detroit	1-2
15.	Danny Jackson	Oct. 1, 1986	California	2-0
16.	Bret Saberhagen	April 10, 1987	New York	13-1
17.	Bret Saberhagen	May 9, 1987	at Cleveland	4-0
18.	Charlie Leibrandt	July 26, 1987	at Baltimore	4-0
19.	Mark Gubicza	June 11, 1988	at California	7-0
20.	Charlie Leibrandt	June 15, 1988	at Oakland	2-0
21.	Mark Gubicza	Sept. 16, 1988	at Oakland	3-0
22.	Bret Saberhagen	May 18, 1990	at New York	4-1
23.	Chris Haney	Sept. 22, 1992	Seattle	3-0
24.	David Cone	May 9, 1993	Texas	1-2
25.	Kevin Appier	Aug. 7, 1996	Oakland	7-0
26.	Tim Belcher	May 13, 1997	Boston	9-0
27.	Kevin Appier	May 21, 1997	at Cleveland	0-1
28.	Jose Rosado	July 3, 1998	Cleveland	1-2

## No-Hitter Summaries

Steve Busby, Jim Colborn and Bret Saberhagen are the only pitchers in Royals history to have hurled no-hitters.

Busby accomplished the feat on 2 occasions, the first coming at Tiger Stadium when he held Detroit hitless on April 27, 1973. He gave up 6 walks and struck out 4 as Kansas City won 3-0. His 2nd gem also came on the road on June 19, 1974 at Milwaukee's County Stadium where he blanked the Brewers, 2-0. It was in near perfect fashion as the only baserunner was George Scott, who walked to lead off the 2nd inning.

Colborn recorded the 1st no-hitter by a Kansas City pitcher in Kauffman Stadium on May 14, 1977, when he blanked the Texas Rangers, 6-0. It too was nearly a perfect outing as Colborn walked one batter and hit another while facing only 28 batters.

Saberhagen recorded his gem in Kauffman Stadium vs. the Chicago White Sox on August 26, 1991. He walked 2 and fanned 5.

California Angels ace Nolan Ryan recorded the 1st no-hitter in Kauffman Stadium on May 15, 1973. He struck out 12 and allowed only 3 base runners, all walks, in the 3-0 win, his 1st career no-hitter.

# Miscellaneous Home Runs

## Home Runs By Year

Year	Royals			Opponents		
	KC	Road	Total	KC	Road	Total
1969	39	59	98	64	72	136
1970	46	51	97	48	90	138
1971	23	57	80	36	48	84
1972	29	49	78	28	57	85
1973	54	60	114	61	53	114
1974	38	51	89	42	49	91
1975	46	72	118	50	58	108
1976	37	28	65	35	48	83
1977	56	90	146	50	60	110
1978	43	55	98	44	64	108
1979	53	63	116	81	84	165
1980	47	68	115	51	78	129
1981	17	44	61	27	48	75
1982	61	71	132	64	99	163
1983	50	59	109	66	67	133
1984	48	69	117	59	77	136
1985	67	87	154	43	60	103
1986	60	77	137	46	75	121
1987	73	95	168	57	71	128
1988	55	66	121	37	65	102
1989	38	63	101	26	60	86
1990	42	58	100	46	70	116
1991	47	70	117	40	65	105
1992	24	51	75	41	65	106
1993	50	75	125	49	56	105
1994	41	59	100	48	47	95
1995	49	70	119	68	74	142
1996	50	73	123	90	86	176
1997	88	70	158	94	92	186
1998	76	58	134	110	86	196
1999	74	77	151	96	106	202
2000	84	66	150	117	122	239
<b>Total</b>	<b>1605</b>	<b>2061</b>	<b>3666</b>	<b>1814</b>	<b>2252</b>	<b>4066</b>

Royals Records

## Royals Home Runs - By Clubs

Team	2000			1969-00		
	Home	Road	Total	Home	Road	Total
Anaheim	6	5	11	124	181	305
Arizona	-	-	-	-	-	-
Baltimore	12	3	15	131	140	271
Boston	6	1	7	116	132	248
Chicago-AL	11	5	16	127	174	301
Chicago-NL	4	0	4	10	7	17
Cleveland	6	4	10	112	155	267
Detroit	3	2	5	123	181	304
Houston	0	6	6	2	6	8
Milwaukee	1	0	1	116	135	251
Minnesota	9	9	18	137	198	335
New York	0	2	2	127	130	257
Oakland	6	2	8	167	141	308
Pittsburgh	2	6	8	4	13	17
Seattle	5	8	13	106	142	248
St. Louis	0	1	1	10	1	11
Tampa Bay	5	3	8	13	13	26
Texas	5	4	9	105	182	287
Toronto	3	5	8	73	124	197

# Royals Grand Slams

No.	Player	Date	Inning	Opponent	Pitcher
1	Bob Oliver	July 4, 1969 (1st)	8	Seattle	Jim Bouton
2	Ed Kirkpatrick	Aug. 13, 1970	8	at Boston	John Curtis
3	Bob Oliver	April 19, 1971	5	at Minnesota	Steve Barber
4	Paul Schaal	June 4, 1972 (1st)	6	Boston	Ray Culp
5	Cookie Rojas	July 1, 1972	10	at Baltimore	Mickey Scott
6	John Mayberry	Sept. 20, 1972	1	at California	Rudy May
7	Lou Piniella	May 23, 1973	3	at Minnesota	Jim Kaat
8	Kurt Bevacqua	July 9, 1973	5	at Milwaukee	Jerry Bell
9	Cookie Rojas	May 28, 1974	11	Baltimore	Bob Reynolds
10	Vada Pinson	Aug. 21, 1974	7	at Cleveland	Tim Buskey
11	Hal McRae	Sept. 26, 1974	2	California	Chuck Dobson
12	Frank White	June 25, 1975	12	at California	Luis Quintana
13	Amos Otis	April 18, 1978	1	at Toronto	Dave Lemaczzyk
14	Al Cowens	Aug. 6, 1978	1	Toronto	Balor Moore
15	George Brett	Sept. 28, 1980	6	at Minnesota	Pete Redfern
16	Jerry Grote	June 3, 1981	5	Seattle	Ken Clay
17	Frank White	Aug. 12, 1981	8	at Baltimore	Jeff Schneider
18	Amos Otis	April 9, 1982	1	Detroit	Jack Morris
19	Hal McRae	July 6, 1982	1	Boston	John Tudor
20	Willie Aikens	Sept. 30, 1982	7	Oakland	Bob Owchinko
21	Pat Sheridan	May 18, 1984	4	Texas	Charlie Hough
22	Frank White	Aug. 3, 1984	4	at Detroit	Milt Wilcox
23	Don Slaught	Aug. 16, 1984	6	at Texas	Mike Mason
24	George Brett	Sept. 21, 1984	7	Oakland	Dave Leiper
25	Darryl Motley	Sept. 24, 1984 (2nd)	6	California	Frank LaCorte
26	Steve Balboni	April 30, 1985	3	Cleveland	Jose Ramon
27	Frank White	July 10, 1985	1	at New York	Dennis Rasmussen
28	Steve Balboni	Sept. 20, 1985	1	Minnesota	Bert Blyleven
29	Frank White	May 15, 1986	8	Cleveland	Rich Yett
30	Jim Sundberg	July 11, 1986	3	Detroit	Frank Tanana
31	Darryl Motley	Aug. 10, 1986	4	at New York	Dennis Rasmussen
32	Bo Jackson	April 14, 1987	6	Detroit	Nate Snell
33	Jamie Quirk	Aug. 22, 1987	6	at Milwaukee	Mark Knudson
34	Frank White	Aug. 25, 1987	6	Texas	Dwayne Henry
35	Kevin Seitzer	Aug. 30, 1987	6	at Chicago	Scott Nielsen
36	Danny Tartabull	Oct. 2, 1987	5	Minnesota	Frank Viola
37	Danny Tartabull	May 15, 1988	3	at Texas	Charlie Hough
38	Danny Tartabull	Aug. 11, 1988	1	Baltimore	Jay Tibbs
39	Danny Tartabull	Sept. 20, 1988	1	at Seattle	Terry Taylor
40	Jim Eisenreich	Aug. 19, 1989	4	at Seattle	Randy Johnson
41	Bo Jackson	Sept. 27, 1989	7	at California	Willie Fraser
42	Gerald Perry	May 8, 1990	1	at Texas	Nolan Ryan
43	Rey Palacios	May 14, 1990	10	Boston	Jeff Reardon
44	Mike Macfarlane	Aug. 4, 1990	2	at Baltimore	Pete Harnisch
45	Kurt Stillwell	May 25, 1991	9	at Minnesota	Larry Casian
46	Kirk Gibson	June 19, 1991	6	at Texas	Joe Bitker
47	Mike Macfarlane	July 11, 1991	2	at Detroit	Mark Leiter
48	Brian McRae	July 14, 1991	8	at Detroit	Dan Gakeler
49	Todd Benzinger	July 23, 1991	6	Milwaukee	Julio Machado
50	Danny Tartabull	Aug. 14, 1991	11	at New York	Steve Farr
51	Tim Spehr	Sept. 29, 1991	2	California	Jim Abbott
52	Gregg Jefferies	May 20, 1992	5	at Chicago	Alex Fernandez
53	Wally Joyner	July 23, 1993	7	at Detroit	Bob MacDonald
54	Greg Gagne	July 29, 1993	7	Texas	Bob Patterson
55	Gary Gaetti	Sept. 5, 1993	6	at Boston	Roger Clemens
56	Brent Mayne	May 4, 1994	3	at Toronto	Juan Guzman
57	Terry Shumpert	May 18, 1994	7	at Seattle	Dave Fleming
58	Mike Macfarlane	May 31, 1994	4	at Boston	Joe Hesketh
59	Hubie Brooks	June 13, 1994	8	California	Bob Patterson
60	Gary Gaetti	May 29, 1995	8	Texas	Terry Burrows

No.	Player	Date	Inning	Opponent	Pitcher
61.	Wally Joyner	Aug. 18, 1995	6	at Toronto	Giovanni Carrara
62.	Johnny Damon	Aug. 10, 1996	1	at California	Jim Abbott
63.	Chili Davis	April 25, 1997	6	at Oakland	Richie Lewis
64.	Craig Paquette	May 24, 1997	6	Seattle	Jamie Moyer
65.	Jeff King	June 18, 1997	1	Houston	Donne Wall
66.	Jay Bell	June 27, 1997	4	Milwaukee	Bryce Florie
67.	Jermaine Dye	Aug. 30, 1997	4	St. Louis	Mark Petkovsek
68.	Jeff King	Sept. 27, 1997	6	at Chicago	Danny Darwin
69.	Johnny Damon	May 14, 1998	2	at Tampa Bay	Dennis Springer
70.	Shane Mack	May 22, 1998	7	at Texas	Xavier Hernandez
71.	Larry Sutton	May 1, 1999	8	New York	Tony Fossas
72.	Mike Sweeney	May 14, 1999	5	at Seattle	Jeff Fassero
73.	Jermaine Dye	April 26, 2000	1	Tampa Bay	Ryan Rupe
74.	Jorge Fabregas	July 3, 2000	3	Chicago	Kevin Beirne
75.	Dave McCarty	July 19, 2000	6	at Cleveland	Chuck Finley
76.	Jermaine Dye	Sept. 1, 2000	4	at Tampa Bay	Ryan Rupe
77.	Mark Quinn	Sept. 3, 2000	3	at Tampa Bay	Dave Eiland
78.	Johnny Damon	Sept. 15, 2000	6	at Texas	Jeff Zimmerman

## Inside The Park Home Runs

No.	Player	Date	Inn. On Base	Opponent	Pitcher
1.	Jerry Adair	April 23, 1969	7	0 Seattle	Marty Pattin
2.	Lou Piniella	Aug. 11, 1969	8	1 at New York	Fritz Peterson
3.	Ed Kirkpatrick	Sept. 28, 1969	1	1 at Chicago	Fred Rath
4.	Pat Kelly	May 5, 1970	5	0 at Baltimore	Tom Phoebus
5.	Fred Patek	July 18, 1971 (1st)	6	0 Detroit	Mike Kilkenny
6.	Fran Healy	July 29, 1973 (1st)	4	1 California	Bill Singer
7.	Paul Schaal	Sept. 19, 1973	2	0 Chicago	Wilbur Wood
8.	Cookie Rojas	July 13, 1974	3	1 Detroit	Woodie Fryman
9.	Jim Wohlford	Aug. 9, 1974	6	0 Milwaukee	Ed Rodriguez
10.	Amos Otis	June 9, 1975	8	1 Detroit	John Hiller
11.	Amos Otis	June 13, 1975	8	0 Boston	Dick Pole
12.	Frank White	July 5, 1975	8	0 Chicago	Dave Hamilton
13.	Fred Patek	Aug. 7, 1975	1	0 Minnesota	Vic Albury
14.	Frank White	Sept. 14, 1975	2	0 California	Frank Tanana
15.	Jim Wohlford	June 6, 1976	1	0 Milwaukee	Jim Colborn
16.	Tom Poquette	June 15, 1976	7	0 at Detroit	Steve Grilli
17.	Al Cowens	Aug. 10, 1976	7	0 New York	Dock Ellis
18.	George Brett	Oct. 3, 1976	9	0 Minnesota	Jim Hughes
19.	Amos Otis	May 5, 1977	1	0 Chicago	Ken Brett
20.	Darrell Porter	April 12, 1978	6	0 Baltimore	Mike Flanagan
21.	Clint Hurdle	April 15, 1978	6	0 Cleveland	Don Hood
22.	Amos Otis	May 12, 1978	9	1 New York	Rich Gossage
23.	John Wathan	July 9, 1978	3	0 Baltimore	John Finn
24.	Amos Otis	April 7, 1979	2	1 Toronto	Jim Clancy
25.	Willie Wilson	May 13, 1979	7	1 Chicago	Steve Trout
26.	Willie Wilson	June 9, 1979	13	0 New York	Ken Clay
27.	Willie Wilson	June 15, 1979	9	2 at Milwaukee	Bill Castro
28.	Frank White	Aug. 8, 1979	1	0 Detroit	Pat Underwood
29.	Willie Wilson	Aug. 25, 1979	1	0 Boston	Mike Torrez
30.	Willie Wilson	Sept. 16, 1979	3	0 Seattle	Rob Dressler
31.	Willie Wilson	May 14, 1980	1	0 at New York	Ron Guidry
32.	John Wathan	May 31, 1980	6	2 Chicago	Ed Farmer
33.	Willie Wilson	June 19, 1980	7	0 Cleveland	Mike Stanton
34.	Clint Hurdle	July 25, 1980	2	1 New York	Luis Tiant
35.	Hal McRae	July 31, 1980	6	2 Boston	Bill Campbell
36.	George Brett	Aug. 15, 1980	1	2 Toronto	Jesse Jefferson
37.	Willie Wilson	May 11, 1982	8	2 Milwaukee	Dwight Bernard
38.	Hal McRae	June 4, 1982	1	1 at New York	Dave Righetti
39.	George Brett	June 13, 1982	4	0 Seattle	Floyd Bannister
40.	Amos Otis	July 4, 1982	2	0 California	Geoff Zahn

No.	Player	Date	Inn.	OnBase	Opponent	Pitcher
41.	Willie Wilson	July 21, 1982	8	1	Toronto	Dale Murray
42.	Willie Wilson	Sept. 3, 1982	3	0	New York	Jay Howell
43.	Jerry Martin	April 9, 1983	2	0	Milwaukee	Bob McClure
44.	U.L. Washington	April 11, 1983	5	0	Boston	Bruce Hurst
45.	Willie Wilson	May 14, 1983	1	0	Detroit	David Rucker
46.	Willie Wilson	Aug. 9, 1983	7	0	Milwaukee	Don Sutton
47.	John Wathan	Sept. 23, 1983	7	0	Minnesota	Harry Pettibone
48.	Willie Wilson	June 1, 1984	3	0	at Minnesota	Mike Smithson
49.	Pat Sheridan	May 12, 1985	6	0	New York	Phil Niekro
50.	Omar Moreno	Sept. 5, 1985	1	0	Milwaukee	Moose Haas
51.	George Brett	Oct. 2, 1985	1	2	California	Ron Romanick
52.	George Brett	Oct. 4, 1985	7	0	Oakland	Jose Rijo
53.	Jorge Orta	June 26, 1986	1	1	Oakland	Rick Langford
54.	Jorge Orta	July 2, 1986	6	0	Seattle	Mike Morgan
55.	Danny Tartabull	Oct. 3, 1987	2	0	Minnesota	Bert Blyleven
56.	Kurt Stillwell	April 7, 1988	6	1	Toronto	Jim Clancy
57.	George Brett	May 4, 1988	3	1	New York	John Candelaria
58.	Danny Tartabull	May 25, 1988	6	0	Minnesota	Bert Blyleven
59.	Brad Wellman	Sept. 11, 1988	6	0	Oakland	Bob Welch
60.	Kevin Seitzer	May 13, 1989	1	0	Texas	Jamie Moyer
61.	Bo Jackson	May 31, 1990	6	1	Oakland	Bob Welch
62.	Danny Tartabull	June 28, 1990	6	1	at Seattle	Russ Swan
63.	Bill Pecota	Sept. 16, 1990	3	1	Cleveland	Efrain Valdez
64.	Kurt Stillwell	Sept. 24, 1990	7	2	Oakland	Reggie Harris
65.	Brian McRae	April 30, 1991	4	0	Detroit	Walt Terrell
66.	Bill Pecota	May 20, 1991	4	0	Seattle	Bill Swift
67.	Gary Thurman	July 5, 1991	8	0	Oakland	Steve Chitren
68.	Brent Mayne	Aug. 22, 1991	4	1	Texas	Jose Guzman
69.	Harvey Pulliam	Aug. 27, 1991	4	1	Chicago	Wilson Alvarez
70.	Brent Mayne	Sept. 27, 1991	4	1	California	Kirk McCaskill
71.	David Howard	Aug. 4, 1992 (2nd)	7	2	California	Mike Butcher
72.	Brian McRae	Aug. 6, 1992	4	2	California	Chuck Finley
73.	George Brett	Sept. 6, 1992	7	1	Chicago	Roberto Hernandez
74.	Brian McRae	Sept. 22, 1992	2	1	Seattle	Randy Johnson
75.	Wally Joyner	June 24, 1993	8	0	California	Doug Linton
76.	Brian McRae	July 17, 1993	9	1	at Toronto	Danny Cox
77.	Greg Gagne	June 19, 1994	7	2	Seattle	Bill Risley
78.	Michael Tucker	Aug. 16, 1996	9	0	at Texas	Mike Henneman
79.	Craig Paquette	May 27, 1997	4	1	Oakland	Mike Oquist
80.	Tom Goodwin	July 19, 1997	8	0	at Seattle	Bob Wolcott
81.	Carlos Febles	April 14, 1999	2	1	at Cleveland	Bartolo Colon
82.	Johnny Damon	Aug. 25, 1999	3	0	Baltimore	Doug Linton

## Three Home Run Games

Player (total)	Date	Opponent	Pitchers
<b>George Brett (3)</b>	<b>July 22, 1979</b>	at Texas	Comer (2) & Babcock (1)
	April 20, 1983	at Detroit	Morris (2) & Bailey (1)
	Oct. 6, 1978*	at New York	Hunter
<b>John Mayberry (2)</b>	July 1, 1975	at Texas	Jenkins
	June 1, 1977	at Toronto	Johnson, Willis, & Bruno
<b>Tony Solaita (1)</b>	Sept. 7	at California	Lange (1) & Scott (2)
<b>Bo Jackson (1)</b>	July 17, 1990	at New York	Hawkins
<b>Danny Tartabull (1)</b>	July 6, 1991	vs. Oakland	Welch (2) & Nelson (1)

**Note:** Only five total players, including just one Royal (Tartabull) have recorded three home run games at Kauffman Stadium. Tony Oliva (Minnesota), July 3, 1973, Willie Horton (Texas), May 15, 1977, Paul Molitor (Milwaukee), May 12, 1982 and George Bell (Toronto), April 4, 1988 are the only opposing players to hit three homers at Kauffman Stadium.

# Pinch-Hit Home Runs

No.	Player	Date	Inning	On Base	Opponent	Pitcher
1.	Bob Taylor	May 6, 1969	9	2	at Detroit	Dick Radatz
2.	Chuck Harrison	July 10, 1969	7	1	at Minnesota	Dick Woodson
3.	Bob Oliver	Sept. 8, 1969	5	1	at Oakland	Lew Krause
4.	Lou Piniella	July 4, 1970	9	2	at Milwaukee	Dave Baldwin
5.	Gail Hopkins	June 5, 1971	7	2	at New York	Lindy McDaniel
6.	Bob Oliver	June 23, 1971	6	0	at Chicago	Wilbur Wood
7.	Chuck Harrison	July 27, 1971	7	1	at Detroit	Mickey Lolich
8.	Ed Kirkpatrick	Aug. 7, 1971 (1st)	6	1	Milwaukee	Marty Pattin
9.	Richie Scheinblum	June 1, 1972	8	1	at Minnesota	Dave LaRoche
10.	Kurt Bevacqua	July 9, 1973	5	3	at Milwaukee	Jerry Bell
11.	Al Cowens	April 15, 1975	8	1	at Oakland	Paul Lindblad
12.	Tony Solaita	May 1, 1975	7	1	California	Don Kirkwood
13.	Harmon Killebrew	Sept. 1, 1975	8	1	at Chicago	Claude Osteen
14.	Jamie Quirk	Sept. 20, 1975	9	0	Oakland	Rollie Fingers
15.	John Mayberry	June 4, 1977	2	2	Baltimore	Tony Chevez
16.	Joe Zdeb	June 25, 1977	7	1	at Oakland	Bob Lacey
17.	Amos Otis	July 6, 1977	7	1	Milwaukee	Bob McClure
18.	Tom Poquette	Sept. 24, 1978	9	0	at Minnesota	Dave Goltz
19.	Amos Otis	Sept. 10, 1979 (1st)	5	0	Minnesota	Darrell Jackson
20.	George Brett	Sept. 28, 1980	6	3	at Minnesota	Pete Redfern
21.	Willie Aikens	Aug. 22, 1982	9	1	at Chicago	Jim Kern
22.	Dane Iorg	Aug. 7, 1984	8	1	Milwaukee	Pete Ladd
23.	Buddy Biancalana	Sept. 18, 1984	9	1	at California	D.W. Smith
24.	Hal McRae	June 28, 1986	8	2	California	Donnie Moore
25.	Jim Sundberg	July 30, 1986	9	0	Toronto	John Cerutti
26.	Hal McRae	Sept. 17, 1986	8	0	at California	Don Sutton
27.	Steve Balboni	July 8, 1987	7	2	at Cleveland	Mark Huismann
28.	Jim Eisenreich	Aug. 13, 1987	8	0	Detroit	Jack Morris
29.	Steve Balboni	Sept. 10, 1987	7	1	at Oakland	Curt Young
30.	Jim Eisenreich	April 26, 1989	8	1	New York	Lance McCullers
31.	Pat Tabler	Sept. 12, 1989	9	1	Texas	Kenny Rogers
32.	Bo Jackson	Sept. 30, 1990	9	0	at California	Scott Lewis
33.	Carmelo Martinez	May 18, 1991	8	0	Milwaukee	Mark Lee
34.	Carmelo Martinez	June 6, 1991	9	0	Texas	Jeff Russell
35.	Brent Mayne	Aug. 1, 1991	8	1	at Milwaukee	Julio Machado
36.	Warren Cromartie	Aug. 17, 1991	9	1	at Boston	Jeff Reardon
37.	Kurt Stillwell	Sept. 4, 1991	8	0	at Chicago	Alex Fernandez
38.	Hubie Brooks	June 13, 1994	8	3	California	Bob Patterson
39.	Phil Hiatt	May 4, 1995	7	1	at Minnesota	Rich Robertson
40.	Wally Joyner	May 30, 1995	6	2	Texas	Hector Fajardo
41.	Jon Nunnally	June 4, 1995	7	0	Milwaukee	Graeme Lloyd
42.	Bob Hamelin	July 2, 1995	9	1	Chicago	Tim Lincecum
43.	Gary Gaetti	Aug. 17, 1995	10	0	at Baltimore	Jesse Orosco
44.	Joe Vitiello	Sept. 23, 1995	9	0	Cleveland	Jim Poole
45.	Bob Hamelin	April 28, 1996	9	1	at Boston	Heathcliff Slocumb
46.	Roderick Myers	Sept. 12, 1996	8	0	Seattle	Rafael Carmona
47.	Johnny Damon	May 15, 1997	9	0	Detroit	Doug Brocail
48.	Scott Cooper	May 27, 1997	9	0	Oakland	Bill Taylor
49.	Larry Sutton	Aug. 28, 1997	9	2	at Baltimore	Terry Mathews
50.	Shane Mack	May 22, 1998	7	3	at Texas	Xavier Hernandez
51.	Dave McCarty	May 27, 2000	9	1	at Anaheim	Troy Percival

## Home Runs from Both Sides of the Plate

1.	Willie Wilson	June 15, 1979	at Milwaukee	Caldwell & Castro
2.	U.L. Washington	Sept. 21, 1979	at Oakland	Langford & Minetto
3.	Chili Davis	June 7, 1997	vs. Texas	Oliver & Whiteside
4.	Carlos Beltran	June 29, 2000	vs. Cleveland	Colon & Lorraine

# Top Plate Performances

## 5 & 6 Hit Games

### Six-Hit Games

No.	Player	Date	Opponent
1.	Bob Oliver	May 4, 1969	at California
2.	Kevin Seitzer	Aug. 2, 1987	Boston

### Five-Hit Games

No.	Player	Date	Opponent
1.	Amos Otis	May 1, 1970	Cleveland
2.	George Brett	Sept. 5, 1975	at California
3.	Tom Poquette	June 15, 1976	at Detroit
4.	George Brett	Sept. 9, 1976	California
5.	Al Cowens	June 1, 1977	at Toronto
6.	Joe Zdeb	July 1, 1977	at Cleveland
7.	Al Cowens	Sept. 6, 1977	at Seattle
8.	Darrell Porter	June 4, 1978	Chicago
9.	George Brett	May 28, 1979	Baltimore
10.	Amos Otis	Aug. 27, 1979	Milwaukee
11.	Willie Wilson	July 18, 1980	at New York
12.	Hal McRae	Aug. 2, 1980	at Chicago
13.	George Brett	Aug. 26, 1980	at Milwaukee
14.	Hal McRae	May 29, 1982	at Texas
15.	Willie Aikens	June 6, 1982	at New York
16.	George Brett	June 10, 1986	Seattle
17.	Willie Wilson	May 13, 1987	at Baltimore
18.	Kevin Seitzer	June 21, 1990	at Minnesota
19.	Jim Eisenreich	June 24, 1990	at Minnesota
20.	Kevin Seitzer	July 4, 1991	at California
21.	Brian McRae	May 31, 1994	at Boston
22.	Wally Joyner	July 16, 1994	Detroit
23.	Vince Coleman	July 29, 1995	Detroit
24.	Hal Morris	Aug. 12, 1998	at Boston
25.	Joe Randa	June 9, 1999	St. Louis
26.	Joe Randa	July 9, 1999	Houston
27.	Johnny Damon	July 18, 2000	Chicago (NL)
28.	Johnny Damon	Sept. 11, 2000	Seattle

## Royals Hit For The Cycle

No.	Player	Date	Opponent
1.	Fred Patek	July 9, 1971	at Minnesota
2.	John Mayberry	Aug. 5, 1977	Chicago
3.	George Brett	May 28, 1979	Baltimore
4.	Frank White	Sept. 26, 1979	at California
5.	Frank White	Aug. 3, 1982	Detroit
6.	George Brett	July 25, 1990	at Toronto

## Royals Top Hitting Streaks

Rk. No.	Name	Dates	Rk. No.	Name	Dates
1.	30 George Brett	July 18-Aug. 18, 1980	17	Kevin Seitzer	April 27-May 16, 1990
2.	27 Jose Offerman	July 11-Aug. 7, 1998	17	Kevin McReynolds	May 24-June 12, 1992
3.	25 George Brett	Sept. 27, 1982-May 8, 1983	17	Vince Coleman	May 21-June 13, 1995
	25 Mike Sweeney	July 18-Aug. 13, 1999	17.	16 John Mayberry	July 28-Aug. 12, 1975
5.	22 Brian McRae	July 20-Aug. 13, 1991		16 Al Cowens	Sept. 10-27, 1977
	19 Amos Otis	July 30-Aug. 17, 1974	16	George Brett	July 26-Aug. 12, 1987
7.	18 Lou Piniella	July 11-29, 1970	16	Gregg Jefferies	June 18-July 5, 1992
	18 Ed Kirkpatrick	April 4-May 12, 1973	16	Jose Lind	July 17-Aug. 2, 1994
	18 Willie Wilson	July 13-27, 1984	16	Johnny Damon	April 27-May 12, 1999
	18 Gregg Jefferies	May 13-June 1, 1992	16	Mike Sweeney	June 22-July 7, 1999
	18 Joe Randa	July 1-21, 1999	16	Johnny Damon	Aug. 5-Aug. 21, 2000
12.	17 Hal McRae	July 10-29, 1974	16	Mike Sweeney	Aug. 13-Aug. 30, 2000
	17 Willie Wilson	April 19-May 26, 1982			

# All-Time League Leaders

## Games (2)

162+	Al Cowens	1977
162+	Hal McRae	1977

## Batting Average (4)

.333	George Brett	1976
.390	George Brett	1980
.332	Willie Wilson	1982
.329	George Brett	1990

## Runs (2)

133	Willie Wilson	1980
136	Johnny Damon	2000

## Hits (5)

195	George Brett	1975
215	George Brett	1976
212	George Brett	1979
230	Willie Wilson	1980
207+	Kevin Seitzer	1987

## Doubles (7)

36+	Amos Otis	1970
33	Lou Piniella	1972
40	Amos Otis	1976
54	Hal McRae	1977
45	George Brett	1978
46+	Hal McRae	1982
45+	George Brett	1990

## Triples (10)

11	Fred Patek	1971
13+	George Brett	1975
14	George Brett	1976
20	George Brett	1979
15+	Willie Wilson	1980
15	Willie Wilson	1982
21	Willie Wilson	1985
15	Willie Wilson	1987
11+	Willie Wilson	1988
13	Jose Offerman	1998

## Runs Batted In (1)

133	Hal McRae	1982
-----	-----------	------

## Total Bases (1)

298	George Brett	1976
-----	--------------	------

## Slugging Percentage (4)

.664	George Brett	1980
.463	George Brett	1983
.585	George Brett	1985
.593	Danny Tartabull	1991

## Stolen Bases (4)

52	Amos Otis	1971
53	Fred Patek	1977
83	Willie Wilson	1979
46	Johnny Damon	2000

## Longest Games in Royals History

Inn.	Date	Opponent	KC-Opp.
18	May 17, 1972	Texas	3-4
18	June 6, 1991	Texas	4-3
17	April 9, 1969	Minnesota	4-3
17	May 2, 1970	Cleveland	4-3
17	May 25, 1986	Chicago	2-1
16	April 30, 1972 (1st)	Cleveland	3-5
16	Aug. 27, 1972 (2nd)	at New York	8-9
16	May 28, 1979	Baltimore	5-4
16	Aug. 26, 1984	Chicago	6-5
16	July 29, 1995	Detroit	5-4
16	June 15, 1996	Baltimore	7-6
15	May 30, 1969 (2nd)	New York	4-5
15	July 28, 1976	at California	3-2
15	Aug. 26, 1976	at Boston	7-6
15	Aug. 25, 1977	at Milwaukee	4-3
15	Sept. 27, 1977 (1st)	at Oakland	2-4
15	May 23, 1981	Minnesota	1-0
15	April 12, 1989	Baltimore	4-5
15	June 12, 1993	Chicago	1-2
15	June 10, 1998	Milwaukee	6-9

## On-Base Percentage (2)

.429	Darrell Porter	1979
.461	George Brett	1980

## Base on Balls (3)

122	John Mayberry	1973
119	John Mayberry	1975
121	Darrell Porter	1979

## Hit By Pitch (1)

15+	Mike Sweeney	2000
-----	--------------	------

## Wins (2)

20+	Dennis Leonard	1977
23	Bret Saberhagen	1989

## Winning Percentage (1)

.793	Bret Saberhagen	1989
------	-----------------	------

## ERA (2)

2.16	Bret Saberhagen	1989
2.56	Kevin Appier	1993

## Appearances (3)

75	Dan Quisenberry	1980
69	Dan Quisenberry	1983
84	Dan Quisenberry	1985

## Starts (5)

40+	Dennis Leonard	1978
38	Dennis Leonard	1980
26+	Dennis Leonard	1981
36+	Mark Gubicza	1989
33	Mark Gubicza	1995

## Complete Games (1)

12	Bret Saberhagen	1989
----	-----------------	------

## Shutouts (1)

5+	Dennis Leonard	1979
----	----------------	------

## Saves (6)

33+	Dan Quisenberry	1980
35	Dan Quisenberry	1982
45	Dan Quisenberry	1983
44	Dan Quisenberry	1984
37	Dan Quisenberry	1985
45+	Jeff Montgomery	1993

## Innings Pitched (2)

201.2	Dennis Leonard	1981
262.1	Bret Saberhagen	1989

## Outfield Assists (3)

15 +	Amos Otis	1970
14	Willie Wilson	1981
17	Jermaine Dye	1999

+ Tied for League Lead

# Consecutive Streaks

## Wins—All Games

Length	Year	Details
16	1977	Aug. 31 (win vs. Texas) - Sept. 16 (loss vs. Seattle)
14	1994	July 23 (win at Detroit) - Aug. 6 (loss vs. Seattle)
10	1978	July 14 (win at Milwaukee) - July 25 (loss vs. New York)
10	1977	Aug. 17 (win at Cleveland) - Aug. 27 (loss at Balt.)
9	1989	Aug. 15 (win at Chicago) - Aug. 24 (loss vs. Cal.)
8		8 times, latest: Sept. 2 (win vs. Chicago) - Sept. 9 (loss at California), 1985

## Losses—All Games

Length	Year	Details
12	1997	June 28 (loss vs. Milwaukee) - July 14 (win vs. Milwaukee)
11	1986	June 27 (loss at Minnesota) - July 9 (win vs. Baltimore)
10	1991-92	Oct. 4 (loss at California) - April 14 (win vs. Oakland)
9	2000	April 14 (loss at New York) - April 25 (win vs. Tampa Bay)
9	1999	May 29 (loss at Anaheim) - June 8 (win vs. St. Louis)
9	1992	April 15 (loss vs. Oakland) - April 26 (win at Toronto)
9	1990	Sept. 3 (loss at Chicago) - Sept. 12 (win vs. Toronto)
8	1980	Sept. 20 (loss vs. Oakland) - Sept. 30 (win vs. Seattle)
8	1974	Aug. 28 (loss vs. Cleveland) - Sept. 6 (win vs. Minn.)
8	1971	July 25 (loss at Cleveland) - Aug. 4 (win vs. Minn.)
8	1990	June 5 (loss vs. California) - June 13 (win at California)
8	1998	May 15 (loss at Boston) - May 24 (win at Texas)

## Wins—Home Games

Length	Year	Details
13	1994	July 17 (win vs. Detroit) - Aug. 6 (loss vs. Seattle)
13	1977	July 10 (win vs. Oakland) - Aug. 8 (loss vs. California)
9	1991	July 20 (win vs. Detroit) - Aug. 10 (loss vs. Cleveland)
9	1988	May 28 (win vs. Texas) - June 17 (loss vs. California)
9	1987	May 2 (win vs. Cleveland) - May 20 (loss vs. Boston)
9	1985	Aug. 26 (win vs. Texas) - Sept. 16 (loss vs. Seattle)
9	1978	July 7 (win vs. Baltimore) - July 25 (loss vs. New York)
9	1977	Aug. 31 (win vs. Texas) - Sept. 16 (loss vs. Seattle)

## Losses—Home Games

Length	Year	Details
8	1991	June 22 (loss vs. Baltimore) - July 7 (win vs. Oakland)
8	1974	Aug. 28 (loss vs. Cleveland) - Sept. 6 (win vs. Minn.)
8	1970	April 10 (loss to California) - April 30 (win vs. Detroit)
7	1992	April 15 (loss vs. Oakland) - May 6 (win vs. Milwaukee)
7	1991	April 27 (loss vs. Boston) - May 4 (win vs. Toronto)
6		8 times, latest: May 8 (loss vs. Boston) - May 29 (win vs. Oakland), 1998

## Wins—Road Games

Length	Year	Details
11	1977	Sept. 5 (win at Seattle) - Sept. 26 (loss at Oakland)
8	1975	Sept. 1 (win at Chicago) - Sept. 8 (loss at Oakland)
7	1973	April 7 (win at California) - April 29 (loss at Detroit)
7	1989	Aug. 15 (win at Chicago) - Sept. 2 (loss at Texas)
6		7 times, latest: May 7 (win at Minnesota) - May 16 (loss at Seattle), 1999

## Losses—Road Games

Length	Year	Details
12	1997	June 23 (loss at Chicago) - July 19 (win at Seattle)
11	1991-92	Oct. 4 (loss at California) - April 26 (win at Toronto)
10	1986	June 18 (loss at Oakland) - July 21 (win at Baltimore)
9	2000	April 14 (loss at New York) - May 8 (win at Detroit)
9	1999	Aug. 20 (loss at Tampa Bay) - Sept. 2 (win at Boston)
8	1982	June 26 (loss at California) - July 18 (win at Baltimore)
8	1973	Aug. 5 (loss at Minn.) - Aug. 29 (win at Cleveland)
8	1971-72	Sept. 28 (loss at Oakland) - May 2 (win at Detroit)
7		5 times, latest: Sept. 3, 1990 (loss at Chicago) - Sept. 17, 1990 (win at Minnesota)

# Miscellaneous Records

## Royals Position Players Pitching Statistics

Date	Opponent	Pitcher	IP	H	R	ER	BB	SO
8-20-79	vs New York	Jerry Terrell	1.0	0	0	0	0	0
5-14-80	at New York	Jerry Terrell	1.0	1	0	0	1	0
9-01-83	at Chicago	Joe Simpson	1.0	1	1	1	2	0
9-05-83	vs Seattle	Joe Simpson	2.0	3	0	0	0	1
7-03-84	at Cleveland	Leon Roberts	1.0	4	3	3	1	1
6-24-91	vs California	Bill Pecota	2.0	4	1	1	0	0
4-12-94	vs Boston	David Howard	2.0	2	1	1	5	0
7-17-98	at Seattle	Shane Halter	1.0	1	0	0	0	0

## Royals Grass/Turf Record

Year	Grass	Turf
1969	69-93	---
1970	65-97	---
1971	85-76	---
1972	76-78	---
1973	40-41	48-33
1974	37-44	40-41
1975	40-41	51-30
1976	41-40	49-32
1977	36-32	66-28
1978	28-41	64-29
1979	31-37	54-40
1980	42-27	55-38
1981	24-20	26-33
1982	27-35	63-37
1983	26-36	53-47
1984	32-30	52-48
1985	32-29	59-42
1986	25-37	51-49
1987	28-34	55-45
1988	32-30	52-47
1989	25-37	67-33
1990	22-39	53-47
1991	31-31	51-49
1992	22-40	50-50
1993	31-31	53-47
1994	21-22	43-29
1995	60-66	10-8
1996	66-76	9-10
1997	55-83	12-11
1998	53-80	19-9
1999	55-83	9-14
2000	68-75	9-10

## Royals Home/Road Record

Year	Home	Road	Year	Home	Road
1969	36-45	33-48	1985	50-32	41-39
1970	35-44	30-53	1986	45-36	31-50
1971	44-37	41-39	1987	46-35	37-44
1972	44-33	32-45	1988	44-36	40-41
1973	48-33	40-41	1989	55-26	37-44
1974	40-41	37-44	1990	45-36	30-50
1975	51-30	40-41	1991	40-41	42-39
1976	49-32	41-40	1992	44-37	28-53
1977	55-26	47-34	1993	43-38	41-40
1978	56-25	36-45	1994	35-24	29-27
1979	46-35	39-42	1995	35-37	35-37
1980	49-32	48-33	1996	37-43	38-43
1981	19-28	31-25	1997	33-47	34-47
1982	56-25	34-47	1998	29-51	43-38
1983	45-36	34-47	1999	33-47	31-50
1984	44-37	40-41	2000	42-39	35-46

### Totals

Home: 1373-1144 (.545)      Road: 1175-1353 (.465)

### Totals

Grass: 1325-1561 (.459)  
Turf: 1223-936 (.567)

## Royals Top Offensive Performances

The Royals have exploded for 17 or more runs 13 times in their history. The club has tallied 17 or more runs 5 times vs. Minnesota (all at home), 3 times against Detroit (twice in Tiger Stadium) and Milwaukee (twice at home), once at California and once vs. St. Louis.

Date	Opponent	Score
1. April 6, 1974	vs Minnesota	23-6
2. June 15, 1976	at Detroit	21-7
3. Aug. 29, 1979	vs Milwaukee	18-8
Sept. 12, 1982	vs Minnesota	18-7
Aug. 16, 1983	vs Detroit	18-7
July 14, 1991	at Detroit	18-4
Aug. 21, 1995	at Milwaukee (Game 2)	18-9
Aug. 10, 1996	at California	18-3
9. Aug. 6, 1974	vs Minnesota	17-3
May 12, 1976	vs Minnesota	17-5
Oct. 4, 1980	vs Minnesota	17-1
May 11, 1982	vs Milwaukee	17-3
June 9, 1999	vs St. Louis	17-13

### Royals Biggest Come-From-Behind Victories

- 9 runs: June 15, 1979 at Milwaukee. Came back from 11-2 deficit to win 14-11
- 7 runs: September 6, 1978 at Oakland. Came back from 7-0 deficit to win 11-8 in 12 innings  
7 runs: June 7, 1984 vs. Seattle. Came back from 7-0 deficit to win 9-8  
7 runs: July 17, 1991 vs. Baltimore. Came back from 7-0 deficit to win 9-8 in 15 innings  
7 runs: July 16, 1997 at Milwaukee (Game 2). Came back from 7-0 deficit to win 12-10  
7 runs: June 26, 1999 vs. Cleveland. Came back from 7-0 deficit to win 11-7

### Royals Biggest Blown Leads Resulting in Losses

- 8 runs: June 18, 1993 at Oakland. Led 8-0 before losing 10-9.  
8 runs: July 3, 1999 at Cleveland. Led 8-0 before losing 9-8.
- 7 runs: May 14, 1983 vs. Detroit. Led 7-0 before losing 11-10.  
7 runs: May 20, 1985 at Texas. Led 7-0 before losing 8-7.  
7 runs: June 8, 1995 at Texas. Led 8-1 before losing 10-9 in 10.

### Youngest Pitchers to Start for the Royals

Name	1st Start	Age Y/M/D	Opp.	W/LScore	IP	H	ER	BB	SO
Bret Saberhagen	4/19/84	20/0/8	at Det.	W 5-2	6.0	6	1	2	4
Tom Gordon	9/17/88	20/9/29	at Oak.	L 2-3	6.0	5	3	4	6
Jim Pittsley	5/23/95	21/1/19	at Tor.	- 6-10	3.1	7	5	1	0
Mike Jones	9/20/80	21/1/20	vs Oak.	L 0-9	1.1	5	5	2	1
Kevin Appier	6/04/89	21/5/29	at Cal.	L 1-5	5.1	8	4	4	3
Melido Perez	9/04/87	21/6/19	vs Chi.	W 6-2	7.0	6	0	3	4
<b>Jose Rosado</b>	<b>6/12/96</b>	<b>21/7/3</b>	<b>vs. Cal.</b>	<b>- 3-4</b>	<b>6.0</b>	<b>4</b>	<b>2</b>	<b>4</b>	<b>5</b>
Mark Gubicza	4/06/84	21/7/23	vs Cle.	L 0-2	6.0	5	1	1	4
Danny Jackson	9/19/83	21/8/14	vs Cal.	- 7-6	6.0	11	5	2	1
Bill Butler	4/13/69	22/1/1	at Oak.	W 4-1	5.2	2	1	4	3
Jeff Granger	5/15/94	22/4/29	vs Oak.	L 2-6	5.1	7	3	2	2
<b>Chad Durbin</b>	<b>4/6/00</b>	<b>22/4/3</b>	<b>at Tor.</b>	<b>W 9-3</b>	<b>6.0</b>	<b>1</b>	<b>1</b>	<b>1</b>	<b>2</b>
Glendon Rusch	4/06/97	22/4/30	at Min.	W 12-2	8.0	4	0	1	4
Craig Chamberlain	8/12/79	22/6/10	vs Det.	W 7-1	9.0	6	1	2	6
Hipolito Pichardo	5/20/92	22/8/28	at Chi.	W 7-2	5.0	3	0	0	2
Scott Bankhead	6/10/86	22/10/10	vs Sea.	- 9-5	4.2	7	4	2	3
Steve Busby	9/08/72	22/11/9	vs Min.	W 3-2	9.0	5	2	2	7
<b>Chris Fussell</b>	<b>5/16/99</b>	<b>22/11/28</b>	<b>at Sea.</b>	<b>L 1-5</b>	<b>6.0</b>	<b>8</b>	<b>4</b>	<b>3</b>	<b>3</b>
<b>Dan Reichert</b>	<b>7/16/99</b>	<b>23/0/4</b>	<b>at Mil.</b>	<b>- 12-10</b>	<b>1.2</b>	<b>5</b>	<b>7</b>	<b>4</b>	<b>1</b>
Dennis Leonard	9/10/74	23/4/2	vs Cal.	L 2-8	5.1	8	2	3	2
Melvin Bunch	7/16/95	23/8/12	at Bal.	L 2-3	6.0	4	3	2	3
Paul Splittorff	9/23/70	23/11/15	at Chi.	L 0-6	7.0	10	3	3	8


### Royals 20-Game Winners

Wins	Pitcher	Age	Year
23	Bret Saberhagen	25	1989
22	Steve Busby	25	1974
21	Dennis Leonard	27	1978
20	Paul Splittorff	26	1973
20	Dennis Leonard	26	1977
20	Dennis Leonard	29	1980
20	Bret Saberhagen	21	1985
20	Mark Gubicza	26	1988

### Seeing 20/20

Here are the Royals whom have collected 20 home runs and 20 stolen bases in a single season:

Player	Year	HR	SB
Amos Otis	1978	22	32
Bo Jackson	1988	25	27
Bo Jackson	1989	32	26
<b>Carlos Beltran</b>	<b>1999</b>	<b>22</b>	<b>27</b>



Bret Saberhagen tossed the Royals last no-hitter against Chicago on Aug. 26, 1991, the fourth in club history.

# The Last Time It Happened

## FOR THE ROYALS

### Hitting

**Hit for the Cycle**—George Brett, July 25, 1990 at Toronto

**Grand Slam**—Johnny Damon, Sept. 19, 2000 at Texas

**Pinch-Hit Home Run**—Dave McCarty, May 27, 2000 vs. Anaheim

**Pinch-Hit Grand Slam**—Shane Mack, May 22, 1998 at Texas

**Home Run Leading Off Game**—Johnny Damon, May 26, 2000 vs. Anaheim

**Five-Hit Game**—Johnny Damon, Sept. 11, 2000 at Seattle (5-for-5)

**Six-Hit Game**—Kevin Seitzer, August 2, 1987 vs. Boston (6-for-6)

**Two Hits, One Inning**—Carlos Beltran, Dave McCarty and Gregg Zaun, June 1, 2000 vs. Boston (6th inning)

**Two-Home Run Game**—Mike Sweeney, Sept. 12, 2000 at Seattle

**Three-Home Run Game**—Danny Tartabull, July 6, 1991 vs. Oakland

**Back-to-Back Home Runs**—Dave McCarty and Gregg Zaun, July 19, 2000 at Cleveland (6th inning)

**Three Home Runs, One Inning**—Carlos Beltran, Jermaine Dye, Mike Sweeney (consecutive), April 9, 2000 vs. Minnesota (8th inning)

**Four Home Runs, One Inning**—Jermaine Dye, Mark Quinn, Brian Johnson, Carlos Febles, May 26, 2000 vs. Anaheim (6th inning)

### Pitching (Complete Games Only for Low-Hit Games)

**No-Hitter**—Bret Saberhagen, August 26, 1991 vs. Chicago (Royals 7-0)

**One-Hitter**—Mark Gubicza, June 16, 1995 at Oakland (Royals 7-0)

**Two-Hitter**—Jose Rosado, July 3, 1998 vs. Cleveland (Indians 2-1)

**10+ Innings Pitched**—Kevin Appier, July 23, 1992 at Cleveland (10.0)

**10+ Strikeouts**—Jay Witasick, September 17, 1999 at Oakland (10)

**Back-to-Back Complete Game Victories**: Blake Stein and Mac Suzuki, Aug. 18-19, 2000

**Back-to-Back Shutouts**—Sept. 29-30, 1992 at California (2-0 and 4-0)

### Miscellaneous

**Triple Play**—April 3, 1996 at Baltimore (Randa-Roberts-Hamelin-Fasano with Bonilla batting)

**Position Player Pitching**—Shane Halter, July 17, 1998 at Seattle

**Three or more Steals, One Game**—Johnny Damon, April 26, 2000 vs. Tampa Bay

**Steal of Home**—Joe Randa, at Minnesota, May 18, 1999

**Suspended Game**—May 26-27, 1976 at Texas (Texas 5-4 in 10 innings)

**Home run in first ML at bat**—Jon Nunnally, April 29, 1995 vs. New York (Melido Perez)

## AGAINST THE ROYALS

### Hitting

**Hit for the Cycle**—Chris Singleton, Chicago, July 6, 1999 at Comiskey Park

**Grand Slam**—Frank Catalanotto, Texas, Sept. 10, 2000 at Kauffman Stadium (Larkin pitching)

**Inside-the-Park Home Run**—Damon Buford, Texas, June 5, 1997 at Kauffman Stadium (Appier pitching)

**Pinch-Hit Home Run**—Darryl Strawberry, New York, May 2, 1998 at Kauffman Stadium (Service pitching)

**Pinch-Hit Grand Slam**—Darryl Strawberry, New York, May 2, 1998 at Kauffman Stadium (Service pitching)

**Home Run Leading Off Game**—Jerry Hairston, Baltimore, Aug. 8, 2000 at Kauffman Stadium (Reichert pitching)

**Back-to-Back Home Runs**—Brad Fullmer and Tony Batista, Toronto, Aug. 22, 2000, at SkyDome (Santiago pitching)

**Three Home Runs, One Inning**—Randy Velarde, Jason Giambi and Ben Grieve, Oakland, June 23, 2000 at Network Associates Coliseum (Durbin pitching)

**Four Home Runs, One Inning**—Darin Erstad, Mo Vaughn, Tim Salmon and Garret Anderson, Anaheim, May 28, 2000 at Kauffman Stadium (Batista and Rakers pitching)

### Pitching (Complete Games Only for Low-Hit Games)

**No-Hitter**—Nolan Ryan, California, May 15, 1973 in Kauffman Stadium (Angels 3-0)

**One-Hitter**—Bobby Witt, Oakland, June 24, 1994 at Oakland Coliseum (Athletics 4-0)

**Two-Hitter**—Pat Hentgen, Toronto, May 3, 1994 at SkyDome (Blue Jays 1-0)

**Back-to-Back Shutouts**—September 26-27, 1995 vs. Chicago (7-0 and 6-0)

### Miscellaneous

**Triple Play**—June 3, 1977 vs. Baltimore at Kauffman Stadium, (9-6-4-6 Wathan batting)

**Position Player Pitching**—Vance Law, Oakland, October 2, 1991 at Kauffman Stadium

**Three or more Steals, One Game**—Shannon Stewart, Toronto, June 21, 1999 at SkyDome (3 SB's)


**Steal of Home**—Albert Belle, Baltimore, April 27, 1999 at Camden Yards

# OPPONENTS



American League

National League



# Anaheim Angels



**VP & General Manager:** Bill Stoneman  
**Field Manager:** Mike Scioscia  
**Vice President, Communications:** Tim Mead  
**Manager, Baseball Information:** Larry Babcock  
**Traveling Secretary:** Tom Taylor

**Edison International Field**  
 2000 Gene Autry Way • Anaheim, CA 92806  
 (714) 940-2000 • (714) 940-2205 - PR FAX  
**Seating Capacity:** 45,050  
**Website:** www.angelsbaseball.com  
**Hotel in KC:** The Fairmont

**2000 Notes:** The home teams held the edge in 2000 in a series that had been dominated by the road clubs the previous 5 years...the Royals snapped the Angels 5-year winning streak at Kauffman Stadium by winning 4 of 6 games...the Angels still hold a 20-14 edge in KC since 1995...the Angels had a winning mark at home (4-2) for the first time since 1994...since 1995 the Royals have posted an impressive 22-14 record at Edison International Field...overall the Royals hold a 124-100 advantage at Anaheim while the Angels hold a slim 108-107 lead in Kansas City in the 32-year history of the rivalry...Kansas City owns more victories (231) over the Angels than against any other club.

**Last 2 game Sweep By Royals:** at KC--Sept. 13-14, 1996; at Anaheim--May 25-27, 1998  
**Last 3 game Sweep By Royals:** at KC--June 9-11, 1989; at Anaheim--September 15-17, 1995  
**Last 4 game Sweep By Royals:** at KC--none; at Anaheim--May 6-9, 1996  
**Last 2 game Sweep By Angels:** at KC--June 1-2, 1998; at Anaheim--June 9-10, 1984  
**Last 3 game Sweep By Angels:** at KC--June 10-12, 1996; at Anaheim--June 12-14, 1992  
**Last 4 game Sweep By Angels:** at KC--none; at Anaheim--none  
**Series Sweep By Kansas City:** 2-game: 7; 3-game: 12; 4-game: 3  
**Series Swept By Anaheim:** 2-game: 11; 3-game: 11  
**Longest Win Streak:** by KC--12, May 1-September 12, 1975  
 by Anaheim--9, October 4, 1991-August 4, 1992  
**Most Runs, Game:** by KC--18, 18-3, August 10, 1996 at California  
 by Anaheim--19, 19-8, July 28, 1973 at KC  
**Widest Margin Victory:** by KC--15 runs, 18-3, August 10, 1996 at California  
 by Anaheim--15 runs, 18-3, September 18, 1986 at California

## 2000 Results (KC split series 6-6)

Gm	Date	Site	Score	Winner	Loser	Record	Pos.	GB
41	5-19	ANA	4-6	Percival	Suppan	21-20	3rd	-2.5
42	5-20	ANA	8-9	Hasegawa	Reichert	21-21	3rd	-3.5
43	5-21	ANA	10-6	Santiago	Bottenfield	22-21	3rd	-3.5
47	5-26	KC	9-4	Fussell	Weaver	24-23	3rd	-3.0
48	5-27	KC	6-5 (10)	Reichert	Weaver	25-23	3rd	-3.0
49	5-28	KC	4-8	Cooper	Batista	25-24	3rd	-2.5
68	6-20	ANA	8-6	Santiago	Percival	34-34	3rd	-10.0
69	6-21	ANA	1-3	Washburn	Suzuki	34-35	3rd	-10.0
70	6-22	ANA	3-4	Belcher	Witasick	34-36	3rd	-11.0
151	9-19	KC	5-1	Stein	Ortiz	70-81	4th	-19.5
152	9-20	KC	4-7 (10)	Percival	Santiago	70-82	4th	-20.5
153	9-21	KC	8-3	Suppan	Schoeneweis	71-82	4th	-20.0

## All-Time Results

Year	Home	Road	Total	Year	Home	Road	Total	Year	Home	Road	Total
1969	5-4	4-5	9-9	1980	4-2	4-3	8-5	1991	3-4	1-5	4-9
1970	4-5	4-5	8-10	1981	3-0	3-0	6-0	1992	3-3	2-5	5-8
1971	3-6	7-2	10-8	1982	5-1	1-6	6-7	1993	4-3	3-3	7-6
1972	2-4	4-5	6-9	1983	3-4	4-2	7-6	1994	2-1	2-5	4-6
1973	4-5	4-5	8-10	1984	3-3	4-3	7-6	1995	2-4	5-1	7-5
1974	4-5	6-3	10-8	1985	5-2	4-2	9-4	1996	2-3	6-1	8-4
1975	6-3	8-1	14-4	1986	3-3	2-5	5-8	1997	2-3	3-3	5-6
1976	5-4	5-4	10-8	1987	3-4	5-1	8-5	1998	2-4	3-2	5-6
1977	3-5	6-1	9-6	1988	2-4	6-1	8-5	1999	2-4	3-3	5-7
1978	4-3	2-6	6-9	1989	6-1	3-3	9-4	2000	4-2	2-4	6-6
1979	2-5	4-2	6-7	1990	2-4	4-3	6-7	Totals	107-108	124-100	231-208

# Baltimore Orioles



**VP Baseball Operations:** Syd Thrift  
**Field Manager:** Mike Hargrove  
**Director of Public Relations:** Bill Stetka  
**Manager, Baseball Information:** Kevin Behan  
**Traveling Secretary:** Phil Itzoe

**Oriole Park at Camden Yards**  
 333 West Camden Street • Baltimore, MD 21201  
 (410) 685-9800 • (410) 547-6272 - PR FAX  
**Seating Capacity:** 48,190  
**Website:** www.theorioles.com  
**Hotel in KC:** The Fairmont

**2000 Notes:** Kansas City posted a winning record at home for the first time since 1989, winning 5 of 6 games...the Royals won the first 4 games of the season, their only loss being a 12-11 setback on August 12...the 3-game sweep by the Royals at Kauffman Stadium in April was their first since August 11-13, 1988...the Orioles still hold a 32-26 edge vs. KC at Kauffman Stadium over the past 11 years...the Royals now have a 91-88 record against the Birds in 32 years of games in Kansas City...the teams split a 4-game series at Camden Yards in August...the Royals now stand 18-28 after 9 years of play in the new park...the Orioles and Royals will play only 6 games in 2001 after playing a 10-game slate the past 2 seasons.

**Last 2 game Sweep By Royals:** at KC--July 17-18, 1991; at Baltimore--May 13-14, 1985  
**Last 3 game Sweep By Royals:** at KC--April 11-13, 2000; at Baltimore--August 28-30, 1998  
**Last 4 game Sweep By Royals:** at KC--July 29-August 1, 1982; at Baltimore--none  
**Last 2 game Sweep By Orioles:** at KC--April 7-9, 1998; at Baltimore--April 2-3, 1997  
**Last 3 game Sweep By Orioles:** at KC--April 21-23, 1992; at Baltimore--June 14-16, 1999  
**Last 4 game Sweep By Orioles:** at KC--July 16-19, 1987; at Baltimore--none  
**Series Swept By Kansas City:** 2-Game--6; 3-Game--10; 4-Game--2  
**Series Swept By Baltimore:** 2-Game--7; 3-Game--16; 4-Game--1  
**Longest Winning Streak:** by KC--15, July 26, 1987-April 11, 1989  
 by Baltimore--23, May 10, 1969-August 2, 1970  
**Most Runs, Game:** by KC--15, twice, latest 15-5, April 29, 1999 at Baltimore  
 by Baltimore--14, 14-1, August 3, 1990 at Baltimore  
**Widest Margin Victory:** by KC--13 runs, 15-2, August 16, 1992 at KC  
 by Baltimore--13 runs, 14-1, August 3, 1990 at Baltimore

## 2000 Results (Kansas City won series 7-3)

Gm	Date	Site	Score	Winner	Loser	Record	Pos.	GB
9	4-11	KC	7-5 (12)	Santiago	Worrell	6-3	2nd	-0.5
10	4-12	KC	7-6	Santiago	Trombly	7-3	2nd	-0.5
11	4-13	KC	6-5	Bottalico	Ryan	6-5	T1st	-
115	8-11	KC	7-6	Reichert	Mussina	53-62	4th	-16.0
116	8-12	KC	11-12	Groom	Bottalico	52-63	4th	-17.0
117	8-13	KC	10-5	Suzuki	Brea	54-63	4th	-15.5
121	8-18	BALT	4-1	Stein	Rapp	57-64	4th	-15.5
122	8-19	BALT	7-0	Suzuki	Mercedes	58-64	4th	-15.5
123	8-20	BALT	1-2	Ponson	Wilson	58-65	4th	-15.5
124	8-21	BALT	1-2	Mussina	Meadows	58-66	4th	-15.5

## All-Time Series Results

Year	Home	Road	Total	Year	Home	Road	TOTAL	YEAR	HOME	ROAD	TOTAL
1969	0-6	1-5	1-11	1980	4-2	2-4	6-6	1991	3-3	5-1	8-4
1970	0-6	0-6	0-12	1981	1-1	2-4	3-5	1992	2-4	2-4	4-8
1971	4-2	1-4	5-6	1982	6-0	2-4	8-4	1993	3-3	2-4	5-7
1972	3-3	3-3	6-6	1983	2-4	2-4	4-8	1994	1-2	0-2	1-4
1973	3-3	1-5	4-8	1984	4-2	3-3	7-5	1995	2-2	3-2	5-4
1974	2-4	2-4	4-8	1985	2-4	4-2	6-6	1996	2-4	1-5	3-9
1975	4-2	1-5	5-7	1986	3-3	3-3	6-6	1997	2-4	2-3	4-7
1976	4-2	2-4	6-6	1987	1-5	2-4	3-9	1998	2-3	4-2	6-5
1977	4-2	3-2	7-4	1988	6-0	6-0	12-0	1999	2-2	2-4	4-6
1978	5-0	3-2	8-2	1989	4-2	2-4	6-6	2000	5-1	2-2	7-3
1979	3-3	3-3	6-6	1990	2-4	1-4	3-8	Totals	91-88	72-108	163-196

# Boston Red Sox



**General Manager:** Dan Duquette  
**Field Manager:** Jimmy Williams  
**Director of Communications:** Kevin Shea  
**Baseball Information Coord.:** Glenn Wilburn  
**Traveling Secretary:** Jack McCormick

**Fenway Park**  
 24 Yawkey Way • Boston, MA 02215  
 (617) 267-9440 • (617) 375-0944 - PR FAX  
**Seating Capacity:** 33,991  
**Website:** www.redsox.com  
**Hotel in KC:** The Fairmont

**2000 Notes:** Kansas City won the season series with Boston in 2000 (6-4) after watching the Red Sox win the season series with 8 wins in both 1998 and '99...the Red Sox hold a 20-11 edge over the Royals the past 3 years, including an 11-5 mark at Kauffman Stadium...prior to that stretch the Royals won 17 of 23 games from the Red Sox in 1996 and '97...the Royals took 4 of 6 at Fenway Park and have a winning record at the historic stadium in 3 of the last 5 years (14-12)...neither team swept a series in 2000...the Royals are 104-75 all-time against the Red Sox at home, a .583 winning percentage...the Royals and Red Sox will play only 6 games in 2001 with each team visiting the opponents park once.

**Last 2 game Sweep By Royals:** at KC--May 13-14, 1997; at Boston--May 5-6, 1997  
**Last 3 game Sweep By Royals:** at KC--August 5-7, 1991; at Boston--April 26-28, 1996  
**Last 4 game Sweep By Royals:** at KC--none; at Boston--none  
**Last 2 game Sweep By Red Sox:** at KC--none; at Boston--May 8-9, 1978  
**Last 3 game Sweep By Red Sox:** at KC--April 5-8, 1999; at Boston--May 15-17, 1998  
**Last 4 game Sweep By Red Sox:** at KC--none; at Boston--July 15-17, 1988  
**Series Swept By Kansas City:** 2-Game: 4; 3-Game: 11  
**Series Swept By Boston:** 2-Game: 4; 3-Game: 10; 4-Game: 1  
**Longest Winning Streak:** by KC--12, August 23, 1970-August 25, 1971  
 by Boston--7, twice, latest May 8-August 11, 1998  
**Most Runs, Game:** by KC--13, 8 times, latest 13-4, July 15, 1990 at Boston  
 by Boston--22, 22-11, April 12, 1994 at KC  
**Widest Margin Victory:** by KC--11 runs, 13-2, August 2, 1986 at Boston  
 by Boston--14 runs, 18-4, April 13, 1983 at Boston

## 2000 Results (Kansas City won series 6-4)

Game	Date	Site	Score	Winner	Loser	Record	Pos.	GB
50	5-30	BOS	2-8	Fassero	Suppan	25-25	3rd	-3.5
51	5-31	BOS	9-7	Suzuki	Schourek	26-25	3rd	-3.5
52	6-1	BOS	13-11	Santiago	Lowe	27-25	3rd	-3.0
108	8-4	BOS	4-5	Garces	Larkin	48-60	5th	-17.0
109	8-5	BOS	7-5	Meadows	Cormier	49-60	4th	-17.0
110	8-6	BOS	3-1	Reichert	Wakefield	50-60	4th	-17.0
127	8-24	KC	7-9 (10)	Pichardo	Larkin	58-69	4th	-17.0
128	8-25	KC	6-2	Suppan	Florie	59-69	4th	-17.0
129	8-26	KC	3-5	Arrojo	Meadows	59-70	4th	-17.0
130	8-27	KC	11-7	Reichert	Wakefield	60-70	4th	-17.0

## All-Time Results

Year	Home	Road	Total	Year	Home	Road	Total	Year	Home	Road	Total
1969	2-4	0-6	2-10	1980	3-3	4-2	7-5	1991	4-2	1-5	5-7
1970	3-3	2-4	5-7	1981	1-2	2-1	3-3	1992	3-3	2-4	5-7
1971	5-1	6-0	11-1	1982	4-2	2-4	6-6	1993	1-5	6-0	7-5
1972	4-2	2-4	6-6	1983	4-2	3-3	7-5	1994	1-2	1-2	2-4
1973	4-2	0-6	4-8	1984	5-1	4-2	9-3	1995	1-2	1-1	2-3
1974	4-2	4-2	8-4	1985	3-3	4-2	7-5	1996	4-2	5-1	9-3
1975	2-4	3-3	5-7	1986	3-3	3-3	6-6	1997	5-1	3-2	8-3
1976	5-1	4-2	9-3	1987	4-2	2-4	6-6	1998	2-4	1-4	3-8
1977	4-1	1-4	5-5	1988	4-2	2-4	6-6	1999	1-5	1-3	2-8
1978	4-1	2-3	6-4	1989	4-2	4-2	8-4	2000	2-2	4-2	6-4
1979	4-2	0-6	4-8	1990	4-2	4-2	8-4	Totals	104-75	83-93	187-168

# Chicago White Sox



**Senior VP & General Manager:** Ken Williams  
**Field Manager:** Jerry Manuel  
**Director of Public Relations:** Scott Reifert  
**Manager of Public Relations:** Bob Beghtol  
**Manager of Team Travel:** Ed Cassin

**Comiskey Park**  
 333 West 35th Street • Chicago, IL 60616  
 (312) 674-1000 • (312) 674-5116 - PR FAX  
**Seating Capacity:** 45,887  
**Website:** www.whitesox.com  
**Hotel in KC:** The Fairmont

**2000 Notes:** The Royals won the season series (7-5) for the first time since 1994 over the Central Division champion White Sox in 2000...the Royals were 4-2 at Kauffman Stadium and swept Chicago in the first series of the season in May...it was the first 3-game sweep at home for the Royals over Chicago since August 26-28, 1991...the winning home mark was also the first for KC since 1994...the White Sox have captured 30 of the last 48 games played between the 2 clubs, including 17 of the last 24 meetings in Kauffman Stadium...the Royals now have a 10-year record of 32-31 at the new Comiskey Park...the Royals hold a slim 222-219 edge in the 32-year history of the series.

**Last 2 game Sweep By Royals:** at KC--June 26-27, 1972; at Chicago--Sept. 26-27, 1972  
**Last 3 game Sweep By Royals:** at KC--May 5-7, 2000; at Chicago--April 9-11, 1999  
**Last 4 game Sweep By Royals:** at Kansas City--July 25-28, 1994; at Chicago--none  
**Last 2 game Sweep By White Sox:** at KC--June 3-4, 1998; at Chi.--Aug. 31 & Sept. 1, 1983  
**Last 3 game Sweep By White Sox:** at KC--June 7-9, 1991; at Chicago--June 23-25, 1997  
**Last 4 game Sweep By White Sox:** at KC--July 10-13, 1997; at Chi.--May 30-June 2, 1985  
**Series Sweep By Kansas City:** 2-game: 3; 3-game: 15; 4-game: 1  
**Series Sweep By Chicago:** 2-game: 6; 3-game: 9; 4-game: 2  
**Longest Winning Streak:** by KC--6, twice, latest May 31, 1982-August 21, 1982  
 by Chicago--10, June 23-September 26, 1997  
**Most Runs, Game:** by KC--14, 14-5, May 13, 1979 at Chicago  
 by Chicago--16, 16-2, April 20, 1973 at KC  
**Widest Margin Victory:** by KC--12 runs, 12-0, August 3, 1978 at KC  
 by Chicago--14 runs, 16-2, April 20, 1973 at KC

## 2000 Results (Kansas City won series 7-5)

Game	Date	Site	Score	Winner	Loser	Record	Pos.	GB
29	5-5	KC	5-1	Fussell	Eldred	14-15	3rd	-4.0
30	5-6	KC	11-5	Spradlin	Sirotko	15-15	3rd	-3.0
31	5-7	KC	12-8	Bottalico	Wunsch	16-15	3rd	-2.0
80	7-3	KC	10-14	Pena	Santiago	37-43	3rd	-15.0
81	7-4	KC	10-7	Spradlin	Garland	38-43	3rd	-14.0
82	7-5	KC	3-6 (13)	Wunsch	Bochtler	38-44	3rd	-15.0
98	7-24	CHI	6-7	Wunsch	Suzuki	45-53	4th	-15.5
99	7-25	CHI	6-1	Suppan	Parque	46-53	3rd	-14.5
100	7-26	CHI	7-6	Spradlin	Howry	47-53	3rd	-14.5
160	9-29	CHI	4-6	Bradford	Reichert	76-84	4th	-18.0
161	9-30	CHI	1-9	Wells	Stein	76-85	4th	-19.0
162	10-1	CHI	6-2	Fussell	Baldwin	77-85	4th	-18.0

## All-Time Series Results

Year	Home	Road	Total	Year	Home	Road	Total	Year	Home	Road	Total
1969	6-3	4-5	10-8	1980	5-2	3-3	8-5	1991	3-3	3-4	6-7
1970	5-2	6-5	11-7	1981	---	0-2	0-2	1992	3-4	3-3	6-7
1971	5-4	4-5	9-9	1982	6-1	4-2	10-3	1993	2-4	5-2	7-6
1972	6-2	3-6	9-8	1983	2-4	2-5	4-9	1994	4-0	3-3	7-3
1973	4-5	8-1	12-6	1984	5-2	3-3	8-5	1995	2-4	3-4	5-8
1974	4-5	3-6	7-11	1985	6-0	2-5	8-5	1996	2-5	4-2	6-7
1975	5-4	4-5	9-9	1986	4-3	2-4	6-7	1997	0-6	1-5	1-11
1976	6-3	4-5	10-8	1987	3-3	4-3	7-6	1998	1-5	3-3	4-8
1977	5-2	2-6	7-8	1988	4-3	2-4	6-7	1999	2-4	4-2	6-6
1978	4-4	3-4	7-8	1989	4-2	3-4	7-6	2000	4-2	3-3	7-5
1979	4-2	4-3	8-5	1990	4-3	0-6	4-9	Totals	120-96	102-123	222-219

# Cleveland Indians



**Executive VP & General Manager:** John Hart  
**Field Manager:** Charlie Manuel  
**Director, Media Relations:** Bart Swain  
**Manager, Media Relations:** Susie Giuliano  
**Manager, Media Relations:** Curtis Danburg  
**Director, Team Travel:** Mike Seghi

**Jacobs Field**  
 2401 Ontario Street • Cleveland, OH 44115  
 (216) 420-4200 • (216) 420-4396 - PR FAX  
**Seating Capacity:** 43,368  
**Website:** www.indians.com  
**Hotel in KC:** The Fairmont

**2000 Notes:** Kansas City ended a 5-year stretch of dominance by the Indians by winning the season series 7-5 in 2000...the Indians had won the season series every year since the inception of the Central Division in 1995 and own a 48-26 mark during that span...the Royals have a winning record at Kauffman Stadium in 3 of the last 5 years (15-14)...over a longer stretch KC is 51-40 since 1984 at "The K"...the 2 teams split 6 games at Jacobs Field bringing the Royals all-time record to 13-27 at the Tribe's new stadium...the Royals swept a 2-game set at Cleveland in July for the first time since May 15-16, 1985...the Indians 16 runs on May 11 were the most ever by the Tribe vs. the Royals...the 2 teams will square off 19 times in 2001 (9 in Kansas City and 10 in Cleveland).

**Last 2 game Sweep by Royals:** at KC--May 12-13, 1992; at Cleveland--July 19-20, 2000  
**Last 3 game Sweep by Royals:** at KC--July 26-28, 1985; at Cleveland--April 15-17, 1994  
**Last 4 game Sweep by Royals:** at KC--none; at Cleveland--June 15-17, 1973  
**Last 2 game Sweep by Indians:** at KC--June 7 & 9, 1974; at Cleveland--April 12 & 14, 1999  
**Last 3 game Sweep by Indians:** at KC--May 19-21, 1998; at Cleveland--July 4-6, 1997  
**Last 4 game Sweep by Indians:** at Kansas City--none; at Cleveland--none  
**Series Sweep By Kansas City:** 2-game: 9; 3-game: 7; 4-game: 1  
**Series Sweep By Cleveland:** 2-game: 5; 3-game: 14  
**Longest Winning Streak:** by KC--9, June 1, 1973-August 15, 1973  
 by Cleveland--8, May 8-September 23, 1995

**Most Runs, Game:** by KC--15, 15-7, April 27, 1979 at KC  
 by Cleveland--17, 3 times, latest, 17-7, Oct. 1, 1995 at Cle.

**Widest Margin Victory:** by KC--11 runs, 13-2, August 27, 1974 at KC  
 by Cleveland--16 runs, 16-0, May 11, 2000 at Cleveland

## 2000 Results (Kansas City won series 7-5)

Game	Date	Site	Score	Winner	Loser	Record	Pos.	GB
29	5-11	CLEV	0-16	Wright	Durbin	18-16	T2nd	-1.0
30	5-12	CLEV	3-7	Colon	Batista	18-17	3rd	-1.0
31	5-13	CLEV	6-7 (12)	Reed	Reichert	18-18	3rd	-2.0
32	5-14	CLEV	5-4	Suzuki	Finley	19-18	3rd	-2.0
74	6-27	KC	1-2	Finley	Suzuki	35-39	3rd	-12.0
75	6-28	KC	8-1	Witasick	Davis	36-39	3rd	-12.0
76	6-29	KC	6-1	Durbin	Colon	37-39	3rd	-11.0
92	7-19	CLEV	10-5	Suzuki	Finley	42-50	4th	-16.0
93	7-20	CLEV	10-6	Suppan	Brower	43-50	3rd	-16.0
154	9-22	KC	3-2	Bottalico	Karsay	72-82	4th	-20.5
155	9-23	KC	1-11	Colon	Reichert	72-83	4th	-21.5
156	9-24	KC	9-0	Bottalico	Blair	74-83	4th	-20.0

## All-Time Series Results

Year	Home	Road	Total	Year	Home	Road	Total	Year	Home	Road	Total
1969	3-3	2-4	5-7	1980	3-3	4-2	7-5	1991	4-2	4-2	8-4
1970	1-5	3-3	4-8	1981	0-3	4-1	4-4	1992	5-1	2-4	7-5
1971	5-1	5-1	10-2	1982	6-0	4-2	10-2	1993	3-3	2-4	5-7
1972	3-3	3-3	6-6	1983	3-3	2-4	5-7	1994	1-1	3-0	4-1
1973	5-1	5-1	10-2	1984	2-4	4-2	6-6	1995	1-5	0-6	1-11
1974	1-5	3-3	4-8	1985	5-1	5-1	10-2	1996	4-2	2-5	6-7
1975	3-3	3-3	6-6	1986	4-2	0-6	4-8	1997	3-2	0-6	3-8
1976	4-2	2-4	6-6	1987	4-2	2-4	6-6	1998	1-5	3-3	4-8
1977	3-2	4-1	7-3	1988	3-3	3-3	6-6	1999	3-3	2-4	5-7
1978	5-1	1-4	6-5	1989	3-3	1-5	4-8	2000	4-2	3-3	7-5
1979	4-2	2-4	6-6	1990	3-3	3-3	6-6	Totals	102-81	86-101	188-182

# Detroit Tigers



**VP Baseball Op/General Manager:** Randy Smith  
**Field Manager:** Phil Garner  
**Senior Dir. of Marketing/Comm.:** Tyler Barnes  
**Manager, Public Relations:** Jim E. Anderson  
**Traveling Secretary:** Bill Brown

**Comerica Park**  
 2100 Woodward Avenue • Detroit, MI 48201  
 (313) 471-2000 • (313) 471-2138 - PR FAX  
**Seating Capacity:** 40,120  
**Website:** www.detroittigers.com  
**Hotel in KC:** Westin

**2000 Notes:** Kansas City won 7 of 12 games, including 3 shutouts, from Detroit, winning the season series for the first time since 1995...the Royals won 4 of 6 games in the first year at Comerica Park sweeping a rain-shortened 2-game series on May 8 and 10...it was the first 2-game sweep in Detroit for KC since May 21 and 22, 1996 ...KC is 25-20 at Detroit the past 8 seasons after posting a 7-23 mark there from 1988-92...the clubs split the 6 games played at Kauffman Stadium, with each team posting 3-game sweeps...the Tigers sweep was their first in KC since September 21-23, 1998...the Royals had last swept Detroit at Kauffman Stadium July 28-30, 1995.

**Last 2 game Sweep By Royals:** at KC--April 14-15, 1987; at Detroit--May 8 & 10, 2000  
**Last 3 game Sweep By Royals:** at KC--September 26-28, 2000; at Detroit--August 4-6, 1980  
**Last 4 game Sweep By Royals:** at KC--August 10-12, 1979; at Detroit--August 3-5, 1984  
**Last 2 game Sweep By Tigers:** at KC--April 13-14, 1985; at Detroit--July 21 & 22, 1999  
**Last 3 game Sweep By Tigers:** at KC--June 30-July 2, 2000; at Detroit--September 4-6, 1989  
**Last 4 game Sweep By Tigers:** at KC--none; at Detroit--none  
**Series Sweep By Kansas City:** 2-game: 8; 3-game: 7; 4-game: 2  
**Series Sweep By Detroit:** 2-game: 5; 3-game: 13  
**Longest Winning Streak:** by KC--6, twice, latest May 26-August 31, 1989  
 by Detroit--6, 3 times, latest July 8, 1990-May 8, 1991

**Most Runs, Game:** by KC--21, 21-7, June 15, 1976 at Detroit  
 by Detroit--17, 17-0, July 19, 1991 at KC  
**Widest Margin Victory:** by KC--14 runs, twice, latest 16-2, April 9, 1977 at Detroit  
 by Detroit--17 runs, 17-0, July 19, 1991 at KC

## 2000 Results (Kansas City won series 7-5)

Game	Date	Site	Score	Winner	Loser	Record	Pos.	GB
32	5-8	DET	4-1 (11)	Santiago	Brocail	17-15	3rd	-1.0
	5-9	DET		(Postponed due to rain. Rescheduled for July 22)				
33	5-10	DET	6-0	Fussell	Nomo	18-15	2nd	-0.5
77	6-30	KC	1-3	Weaver	Reichert	37-40	3rd	-12.0
78	7-1	KC	7-8	Brocail	Bottalico	37-41	3rd	-13.0
79	7-2	KC	0-2	Nomo	Suzuki	37-42	3rd	-14.0
94	7-21	DET	4-0	Reichert	Weaver	44-50	3rd	-15.5
95	7-22	DET	8-5	Witasick	Mlicki	45-50	3rd	-15.5
96	7-22	DET	6-10	Cruz	Bochtler	45-51	4th	-15.5
97	7-23	DET	9-12	Brocail	Byrdak	45-52	4th	-16.5
157	9-26	KC	7-6	Bottalico	Blair	74-83	4th	-19.0
158	9-27	KC	3-0	Suppan	Nomo	75-83	4th	-18.0
159	9-28	KC	8-5	Santiago	Jones	76-83	T3rd	-17.0

## All-Time Series Results

Year	Home	Road	Total	Year	Home	Road	Total	Year	Home	Road	Total
1969	2-4	2-4	4-8	1980	5-1	5-1	10-2	1991	2-4	2-4	4-8
1970	2-4	4-2	6-6	1981	0-2	2-1	2-3	1992	3-3	2-4	5-7
1971	3-3	1-5	4-8	1982	4-2	2-4	6-6	1993	3-3	4-2	7-5
1972	3-3	2-4	5-7	1983	3-3	2-4	5-7	1994	4-2	4-2	8-4
1973	4-2	4-2	8-4	1984	0-6	5-1	5-7	1995	3-0	1-3	4-3
1974	2-4	3-3	5-7	1985	3-3	4-2	7-5	1996	2-4	4-2	6-6
1975	3-3	3-3	6-6	1986	4-2	3-3	7-5	1997	2-4	3-2	5-6
1976	4-2	4-2	8-4	1987	3-3	4-2	7-5	1998	2-4	4-2	6-6
1977	3-2	5-1	8-3	1988	4-2	0-6	4-8	1999	3-2	1-5	4-7
1978	4-1	2-3	6-4	1989	6-0	0-6	6-6	2000	3-3	4-2	7-5
1979	5-1	2-4	7-5	1990	4-2	3-3	7-5	Totals	98-84	91-94	189-178

# Minnesota Twins



**General Manager:** Terry Ryan  
**Field Manager:** Tom Kelly  
**Media Relations Manager:** Sean Harlin  
**Assistant Media Relations Manager:** Brad Smith  
**Traveling Secretary:** Remzi Kiratli

**Hubert H. Humphrey Metrodome**  
 34 Kirby Puckett Place • Minneapolis, MN 55415  
 (612) 375-1366 • (612) 375-7473 - PR FAX  
**Seating Capacity:** 55,883  
**Website:** www.twinsbaseball.com  
**Hotel in KC:** Westin

**2000 Notes:** The Royals finished strong against the Twins in 2000, winning the final 4 games of the campaign to capture the season-series 7-5...KC has now won the season series 3 of the last 4 years against its Central Division rivals (26-23)...the Royals 5-1 home mark included a 2-game sweep in August, their first at home since September 8-9, 1986...the winning home mark was the first since 1994 for KC and only its 2nd in the last 10 years...the Royals opened the season with 2 wins against Minnesota snapping the Twins 6-game winning streak vs. KC...the Royals are 15-10 since 1997 and 45-36 in the last 13 campaigns in the Twin Cities...they are 59-61 since the Metrodome opened in 1982.

**Last 2 game Sweep By Royals:** at KC--September 8-9, 1986; at Minnesota--July 4-5, 1973  
**Last 3 game Sweep By Royals:** at KC--July 29-31, 1994; at Minnesota--August 4-6, 1998  
**Last 4 game Sweep By Royals:** at KC--August 4-7, 1975; at Minnesota--May 7-10, 1999  
**Last 2 game Sweep By Twins:** at KC--September 3-4, 1973; at Minnesota--August 1-2, 1977  
**Last 3 game Sweep By Twins:** at KC--August 6-8, 1999; at Minnesota--August 27-29, 1999  
**Last 4 game Sweep By Twins:** at KC--none; at Minnesota--June 29-July 2, 1970  
**Series Sweep By Kansas City:** 2-game: 9; 3-game: 14; 4-game: 1  
**Series Sweep By Minnesota:** 2-game: 4; 3-game: 13; 4-game: 1  
**Longest Winning Streak:** by KC--7, September 28, 1981-June 9, 1982  
 by Minnesota--7, September 22, 1969-May 20, 1970  
**Most Runs, Game:** by KC--23, 23-6, April 6, 1974 at KC  
 by Minnesota--18, 18-3, September 10, 1976 at Minnesota  
**Widest Margin Victory:** by KC--17 runs, 23-6, April 6, 1974 at KC  
 by Minnesota--15 runs, 18-3, Sept. 10, 1976 at Minnesota

## 2000 Results (Kansas City won series 7-5)

Game	Date	Site	Score	Winner	Loser	Record	Pos.	GB
5	4-7	KC	10-6	Fussell	Miller	3-2	T1st	-
6	4-8	KC	5-2	Suppan	Radke	4-2	T1st	-
7	4-9	KC	7-13	Milton	Witasick	4-3	T2nd	-0.5
8	4-10	KC	6-5	Botalico	Hawkins	5-3	2nd	-0.5
15	4-18	MINN	1-3	Radke	Suppan	8-7	3rd	-1.0
16	4-19	MINN	6-7	Carrasco	Santiago	8-8	3rd	-1.5
17	4-20	MINN	7-9	Bergman	Rosado	8-9	3rd	-2.0
118	8-15	MINN	2-6	Milton	Suppan	54-64	4th	-16.5
119	8-16	MINN	9-3	Meadows	Romero	55-64	4th	-16.5
120	8-17	MINN	8-4	Reichert	Redman	56-64	4th	-15.5
131	8-29	KC	7-3	Stein	Romero	61-70	4th	-16.5
132	8-30	KC	8-7	Suzuki	Redman	62-70	4th	-16.5

## All-Time Series Results

Year	Home	Road	Total	Year	Home	Road	Total	Year	Home	Road	Total
1969	5-4	3-6	8-10	1980	3-3	2-5	5-8	1991	2-5	4-2	6-7
1970	4-5	1-8	5-13	1981	4-3	5-1	9-4	1992	3-3	3-4	6-7
1971	5-4	4-5	9-9	1982	4-2	3-4	7-6	1993	3-4	4-2	7-6
1972	5-4	4-5	9-9	1983	5-2	1-5	6-7	1994	4-2	2-2	6-4
1973	4-5	5-4	9-9	1984	2-4	4-3	6-7	1995	2-5	4-2	6-7
1974	5-4	3-6	8-10	1985	5-2	2-4	7-6	1996	3-3	3-4	6-7
1975	8-1	3-6	11-7	1986	4-2	2-5	6-7	1997	3-3	4-2	7-5
1976	5-4	5-4	10-8	1987	6-1	2-4	8-5	1998	2-4	5-1	7-5
1977	6-2	4-3	10-5	1988	3-3	4-3	7-6	1999	1-5	4-3	5-8
1978	3-4	4-4	7-8	1989	4-3	3-3	7-6	2000	5-1	2-4	7-5
1979	3-4	4-2	7-6	1990	5-1	3-4	8-5	Totals	126-102	106-120	232-222

# New York Yankees



**General Manager:** Brian Cashman  
**Field Manager:** Joe Torre  
**Director, Media Relations:** Rick Cerrone  
**Assistant Director, Media Relations:** Jason Zillo  
**Traveling Secretary:** David Szen

**Yankee Stadium**  
 Bronx, NY 10451  
 (718) 293-4300 • (718) 293-8414 - PR FAX  
**Seating Capacity:** 57,530  
**Website:** www.yankees.com  
**Hotel in KC:** The Fairmont

**2000 Notes:** After losing the season series to the Royals in 1999, the World Champion Yankees turned the tide in 2000 taking 7 of 9 from Kansas City...the Yankees swept the opening series of the season in New York, April 14-16, their first 3-game sweep in the Bronx since July 28-30, 1987...New York's 5-1 home mark was their 5th winning home campaign in the last 6 years and their 26th non-losing season in 32 years...the Yankees now hold a 23-7 record vs. the Royals at New York and a 21-10 mark in Kansas City since 1995 ...KC's winning percentage of .431 vs. New York is its lowest against any A.L. club...4 of the Royals 7 losses in 2000 were 1-run decisions.

**Last 2 game Sweep By Royals:** at KC--none; at New York--June 4 & 6, 1982  
**Last 3 game Sweep By Royals:** at KC--July 2-4, 1990; at New York--June 3-5, 1994  
**Last 4 game Sweep By Royals:** at KC--none; at New York--none  
**Last 2 game Sweep By Yankees:** at KC--August 17-18, 1998; at New York--April 9 & 11, 1996  
**Last 3 game Sweep By Yankees:** at KC--April 21-23, 1986; at New York--April 14-16, 2000  
**Last 4 game Sweep By Yankees:** at KC--none; at New York--August 7-9, 1998  
**Series Sweep By Kansas City:** 2-game: 1; 3-game: 9  
**Series Sweep By New York:** 2-game: 6; 3-game: 13; 4-game: 1; 5-game: 1

**Longest Winning Streak:**  
 by KC--5, twice, latest May 26-July 4, 1990  
 by NY--12, August 13, 1997-August 18, 1998  
 by KC--15, 15-4, April 5, 1984 at KC  
 by New York--18, 18-7, September 5, 1982 at KC  
**Most Runs, Game:**  
 by KC--13 runs, 14-1, June 6, 1982 at New York  
 by NY--14 runs, 15-1, July 26, 1996 at New York

**Most Runs, Game:**

**Widest Margin Victory:**

## 2000 Results (New York won series 7-2)

Game	Date	Site	Score	Winner	Loser	Record	Pos.	GB
12	4-14	NY	5-7	Clemens	Witasick	8-4	T1st	-
13	4-15	NY	1-7	Mendoza	Rosado	8-5	T1st	-
14	4-16	NY	4-8	Nelson	Fussell	8-6	2nd	-1.0
115	8-1	NY	4-5	Nelson	Bottalico	47-58	4th	-17.5
116	8-2	NY	4-1	Stein	Neagle	48-58	4th	-16.5
117	8-3	NY	2-3	Rivera	Spradlin	48-59	4th	-17.0
137	9-4	KC	3-4	Pettitte	Suzuki	65-72	4th	-17.0
138	9-5	KC	5-10	Gooden	Suppan	65-73	4th	-17.0
139	9-6	KC	3-2	Meadows	Stanton	66-73	4th	-17.0

## All-Time Series Results

Year	Home	Road	Total	Year	Home	Road	Total	Year	Home	Road	Total
1969	2-4	3-3	5-7	1980	4-2	4-2	8-4	1991	3-3	4-2	7-5
1970	1-5	0-6	1-11	1981	1-5	1-5	2-10	1992	3-3	2-4	5-7
1971	3-3	2-4	5-7	1982	2-4	3-3	5-7	1993	4-2	2-4	6-6
1972	5-1	2-4	7-5	1983	3-3	3-3	6-6	1994	1-2	3-0	4-2
1973	4-2	2-4	6-6	1984	5-1	0-6	5-7	1995	2-4	1-3	3-7
1974	2-4	2-4	4-8	1985	4-2	1-5	5-7	1996	3-3	1-5	4-8
1975	4-2	3-3	7-5	1986	2-4	2-4	4-8	1997	1-4	2-4	3-8
1976	3-3	4-2	7-5	1987	5-1	0-6	5-7	1998	0-5	0-5	0-10
1977	4-1	1-4	5-5	1988	2-4	4-2	6-6	1999	3-3	2-1	5-4
1978	3-2	3-3	6-5	1989	3-3	3-3	6-6	2000	1-2	1-5	2-7
1979	2-4	3-3	5-7	1990	5-1	3-3	8-4	Totals	90-92	67-115	157-207

# Oakland Athletics



**Vice President & General Manager:** Billy Beane  
**Field Manager:** Art Howe  
**Director of Public Relations:** Jim Young  
**Baseball Information Manager:** Mike Selleck  
**Director of Team Travel:** Mickey Morabito

**Network Associates Coliseum**  
 Oakland, CA 94621  
 (510) 638-4900 • (510) 562-1633 - PR FAX  
**Seating Capacity:** 43,662  
**Website:** www.oaklandathletics.com  
**Hotel in KC:** The Fairmont

**2000 Notes:** The Athletics won the season series 8-4 in 2000...Oakland won 5 of 6 in Kansas City including a 3-game sweep June 16-18...the sweep was the first 3-game sweep in Kansas City for Oakland since May 19-21, 1995...the sweep also included a 21-3 win, which marked the most runs scored and widest margin of victory by Oakland against the Royals...Kansas City holds a 10-7 edge at home vs. Oakland the last 3 seasons...the Athletics own 235 wins over the Royals, the most by any American League team...the Royals will travel to Oakland once in 2001, while the Athletics will visit Kauffman Stadium for 2 series.

**Last 2 game Sweep By Royals:** at KC--Sept. 14-15, 1998; at Oakland--Sept. 8-9, 1969  
**Last 3 game Sweep By Royals:** at KC--May 18-20, 1999; at Oakland--June 14-16, 1988  
**Last 4 game Sweep By Royals:** at KC--August 1-4, 1994; at Oakland--none  
**Last 2 game Sweep By Athletics:** at KC--May 26-27, 1997; at Oakland--July 16-17, 1997  
**Last 3 game Sweep By Athletics:** at KC--June 16-18, 2000; at Oakland--May 25-27, 1999  
**Last 4 game Sweep By Athletics:** at KC--none; at Oakland--September 26-28, 1977  
**Series Sweep By Kansas City:** 2-game: 3; 3-game: 6; 4-game: 3  
**Series Sweep By Oakland:** 2-game: 8; 3-game: 10; 4-game: 1  
**Longest Winning Streak:** by KC--8, September 4, 1978-June 18, 1979  
 by Oakland--5, twice, latest Sept. 28, 1971-April 19, 1972  
**Most Runs, Game:** by KC--16, 6 times, latest 16-6, May 13, 1994 at KC  
 by Oakland--21, 21-3, June 18, 2000 at KC  
**Widest Margin Victory:** by KC--16 runs, 16-0, June 25, 1984 at KC  
 by Oakland--18 runs, 21-3, June 18, 2000 at KC

## 2000 Results (Oakland won series 8-4)

Game	Date	Site	Score	Winner	Loser	Record	Pos.	GB
26	5-1	KC	5-7	Olivares	Reichert	12-14	3rd	-5.0
27	5-2	KC	8-7 (10)	Rakers	Isringhausen	13-14	3rd	-4.0
28	5-3	KC	5-14	Heredia	Suppan	13-15	3rd	-5.0
38	5-15	OAK	3-6	Mulder	Fussell	19-19	3rd	-2.5
39	5-16	OAK	8-7	Reichert	Jones	20-19	3rd	-2.5
40	5-17	OAK	4-3	Batista	Olivares	21-19	3rd	-1.5
65	6-16	KC	3-8	Jones	Reichert	33-32	3rd	-8.5
66	6-17	KC	4-10	Appier	Witasick	33-33	3rd	-9.5
67	6-18	KC	3-21	Heredia	D'Amico	33-34	3rd	-10.5
71	6-23	OAK	6-10	Appier	Durbin	34-37	3rd	-12.0
72	6-24	OAK	8-3	Bottalico	Heredia	35-37	3rd	-11.0
73	6-25	OAK	3-4	Mulder	Suppan	35-38	3rd	-12.0

## All-Time Series Results

Year	Home	Road	Total	Year	Home	Road	Total	Year	Home	Road	Total
1969	3-6	5-4	8-10	1980	4-3	2-4	6-7	1991	3-3	3-4	6-7
1970	5-4	2-7	7-11	1981	1-2	2-1	3-3	1992	3-4	1-5	4-9
1971	3-6	2-7	5-13	1982	4-3	3-3	7-6	1993	4-2	2-5	6-7
1972	5-4	2-7	7-11	1983	4-2	3-4	7-6	1994	5-2	2-1	7-3
1973	5-4	3-6	8-10	1984	3-4	2-4	5-8	1995	1-5	4-3	5-8
1974	6-3	2-7	8-10	1985	4-2	4-3	8-5	1996	4-2	1-5	5-7
1975	6-3	1-8	7-11	1986	4-3	4-2	8-5	1997	1-5	2-3	3-8
1976	5-4	4-5	9-9	1987	1-5	4-3	5-8	1998	4-1	3-3	7-4
1977	6-1	3-5	9-6	1988	4-3	4-2	8-5	1999	5-1	1-5	6-6
1978	6-2	4-3	10-5	1989	4-2	3-4	7-6	2000	1-5	3-3	4-8
1979	5-1	4-3	9-4	1990	3-4	1-5	4-9	Totals	122-101	86-134	208-235

# Seattle Mariners



**Executive VP & General Manager:** Pat Gillick  
**Field Manager:** Lou Piniella  
**Director Baseball Information:** Tim Hevly  
**Asst. Dir. Baseball Information:** Matt Roebuck  
**Director - Team Travel:** Ron Spelley

**Safeco Field**  
 P.O. Box 4100 • Seattle, WA 98104  
 (206) 346-4000 • (206) 346-4400 - PR FAX  
**Seating Capacity:** 47,116  
**Website:** www.seattlemariners.com  
**Hotel in KC:** The Fairmont

**2000 Notes:** The Mariners won the season series for the 3rd time in the last 4 years after going 10 straight campaigns (1987-96) without winning the season series...the 8-4 record was the best for Seattle since 1985 when they took 10 of 13 from KC...the Mariners won 5 of 6 at Safeco Field and now own a 6-3 record at the new park...Seattle's sweep of the Royals, April 21-23, was their first 3-game sweep at home since September 8-10, 1995...in that series Seattle outscored the Royals 22-9...the Royals have won the season series in 18 of the 24 years the 2 clubs have played...since 1986 the Royals hold a 56-35 edge at Kauffman Stadium including a 32-21 mark over the past 9 seasons.

**Last 2 game Sweep By Royals:** at KC--July 26-27, 1978; at Seattle--September 18-19, 1978  
**Last 3 game Sweep By Royals:** at KC--June 5-7, 1992; at Seattle--June 12-14, 1995  
**Last 4 game Sweep By Royals:** at KC--June 2-5, 1988; at Seattle--August 17-20, 1989  
**Last 2 game Sweep By Mariners:** at KC--June 22-23, 1985; at Seattle--none  
**Last 3 game Sweep By Mariners:** at KC--May 29-June 1, 1978; at Seattle--April 21-23, 2000  
**Last 4 game Sweep By Mariners:** at KC--September 16-19, 1985; at Seattle--none  
**Series Sweep By Kansas City:** 2-game: 2; 3-game: 7; 4-game: 3  
**Series Sweep By Seattle:** 2-game: 1; 3-game: 5; 4-game: 1  
**Longest Winning Streak:** by Kansas City--12, May 23-September 26, 1978  
 by Seattle--10, June 14-September 24, 1985  
**Most Runs, Game:** by KC--16, 16-1, April 24, 1977 at Seattle  
 by Seattle--18, 18-5, July 17, 1998 at Seattle  
**Widest Margin Victory:** by Kansas City--15 runs, 16-1, April 24, 1977 at Seattle  
 by Seattle--13 runs, twice, latest 18-5, July 17, 1998 at Seattle

## 2000 Results (Seattle won series 8-4)

Game	Date	Site	Score	Winner	Loser	Record	Pos.	GB
18	4-21	SEA	2-10	Rodriguez	Durbin	8-10	T3rd	-3.0
19	4-22	SEA	2-4	Tomko	Witasick	8-11	T3rd	-4.0
20	4-23	SEA	5-8	Rhodes	Bottalico	8-12	4th	-5.5
23	4-28	KC	8-5	Batista	Tomko	11-12	3rd	-5.0
24	4-29	KC	3-11	Sele	Suppan	11-13	3rd	-6.0
25	4-30	KC	6-3	Rosado	Meche	12-13	3rd	-5.0
62	6-12	KC	3-5	Moyer	Batista	32-30	3rd	-6.0
63	6-13	KC	0-7 (6)	Meche	Laxton	32-31	3rd	-7.0
64	6-14	KC	5-4	Bottalico	Sasaki	33-31	3rd	-7.0
124	9-11	SEA	6-3	Meadows	Halama	68-76	4th	-18.5
125	9-12	SEA	3-11	Garcia	Reichert	68-77	4th	-18.5
126	9-13	SEA	1-2 (11)	Mesa	Bottalico	68-78	4th	-19.5

## All-Time Series Results

Year	Home	Road	Total	Year	Home	Road	Total	Year	Home	Road	Total
1977	4-3	7-1	11-4	1985	0-6	3-4	3-10	1993	4-2	3-4	7-6
1978	7-1	5-2	12-3	1986	4-3	1-5	5-8	1994	3-4	3-0	6-4
1979	2-4	5-2	7-6	1987	4-2	5-2	9-4	1995	4-2	3-3	7-5
1980	5-2	2-4	7-6	1988	5-1	2-4	7-5	1996	4-2	3-3	7-5
1981	3-3	3-4	6-7	1989	3-3	6-1	9-4	1997	3-2	2-4	5-6
1982	4-3	3-3	7-6	1989	5-2	2-4	7-6	1998	2-2	2-4	4-6
1983	4-2	4-3	8-5	1991	3-3	4-3	7-6	1999	3-3	4-2	7-5
1984	6-1	3-3	9-4	1992	6-1	1-5	7-6	2000	3-3	1-5	4-8
								Totals	91-60	77-75	168-135

# Tampa Bay Devil Rays



**General Manager:** Chuck LaMar  
**Field Manager:** Larry Rothschild  
**VP of Public Relations:** Rick Vaughn  
**Media Relations Director:** Chris Costello  
**Traveling Secretary:** Jeff Ziegler

**Tropicana Field**  
 One Tropicana Drive • St. Petersburg, FL 33705  
 (727) 825-3137 • (727) 825-3111 - PR FAX  
**Seating Capacity:** 44,445  
**Website:** www.devilrays.com  
**Hotel in KC:** The Fairmont

**2000 NOTES:** The Royals and Devil Rays split the 2000 series (5-5)...overall the series has been evenly matched (Tampa Bay leads 16-15) during Tampa Bay's first 3 years in the American League...Kansas City won the first 2 games of the season and the final 3 in Tampa Bay, while the Devil Rays posted a 5-game winning streak from July 27-August 31...the streak, which tied the longest by Tampa Bay against the Royals, included a 4-game sweep at Kauffman Stadium, July 27-30, the first by Tampa Bay in Kansas City...5 of the 10 games between the 2 teams were 1-run contests...KC and Tampa Bay will play only 6 games in 2001, 3 in each city.

**Last 2 game Sweep By Royals:** at KC--none; at Tampa Bay--May 13 & 14, 1998  
**Last 3 game Sweep By Royals:** at KC--none; at Tampa Bay--August 21-23, 1998  
**Last 4 game Sweep By Royals:** at KC--none; at Tampa Bay--none  
**Last 2 game Sweep By Devil Rays:** at KC--none; at Tampa Bay--none  
**Last 3 game Sweep By Devil Rays:** at KC--none; at Tampa Bay--August 20-22, 1999  
**Last 4 game Sweep By Devil Rays:** at KC--July 27-30, 2000; at Tampa Bay--none  
**Series Sweep By Kansas City:** 2-game: 1; 3-game: 1;  
**Series Sweep By Tampa Bay:** 2-game: 0; 3-game: 1; 4-game: 1  
**Longest Winning Streak:** by KC--4, twice, latest, August 21, 1998-May 4, 1999  
 by Tampa Bay--5, August 14-22, 1999  
 by Kansas City--11, twice, latest, 11-5, Aug. 23, 1998 at Tampa Bay  
 by Tampa Bay--11, 11-4, August 14, 1999 at KC  
**Most Runs, Game:** by KC--8, 10-2, May 14, 1998 at Tampa Bay  
 by Tampa Bay--7, 11-4, August 14, 1999 at KC  
**Widest Margin Victory:**

Opponents

## 2000 Results (KC split series 5-5)

Game	Date	Site	Score	Winner	Loser	Record	Pos.	GB
21	4-25	KC	7-6	Reichert	Lopez	9-12	4th	-4.5
22	4-26	KC	7-6	Bottalico	Lopez	10-12	4th	-4.5
101	7-27	KC	5-8	Rupe	Durbin	47-54	3rd	-15.5
102	7-28	KC	3-10	Rekar	Stein	47-55	3rd	-15.5
103	7-29	KC	1-2	Lopez	Suzuki	47-56	4th	-15.5
104	7-30	KC	6-7 (10)	Sturtze	Spradlin	47-57	4th	-16.5
133	8-31	TB	1-2	Fiore	Suppan	62-71	4th	-17.0
134	9-1	TB	9-5	Meadows	Rupe	63-71	4th	-17.0
135	9-2	TB	7-5	Santiago	Hernandez	64-71	4th	-17.0
136	9-3	TB	8-2	Stein	Eiland	65-71	4th	-17.0

## All-Time Series Results

Year	Home	Road	Total	Year	Home	Road	Total	Year	Home	Road	Total
1998	3-3	5-0	8-3	1999	1-3	1-5	2-8	2000	2-4	3-1	5-5
								Totals	6-10	9-6	15-16

# Texas Rangers



**General Manager:** Doug Melvin  
**Field Manager:** Johnny Oates  
**Sr. Vice President, Communications:** John Blake  
**Asst. Director Media Relations:** Amy Gunter  
**Traveling Secretary:** Chris Lyngos

**The Ballpark in Arlington**  
 1000 Ballpark Way • Arlington, TX 76011  
 (817) 273-5222 • (817) 273-5110 - PR FAX  
**Seating Capacity:** 49,200  
**Website:** www.texasrangers.com  
**Hotel in KC:** The Fairmont

**2000 Notes:** The Rangers won the season series for the 3rd straight year (7-3) and own a 21-10 edge in that span...5 of the 10 games were decided by 1 run, with the Rangers prevailing in every game...KC won only 2 of 6 games at Kauffman Stadium, but still stand 53-37 at home over the past 15 seasons...the Royals have had only 8 losing home campaigns in 29 years of play between the two clubs...Texas has had a non-losing record at home in 12 of the last 13 seasons posting a 47-29 record...over the last 3 years Texas is 12-3 at home and the Royals are 13-24 after 7 seasons of play at the Ballpark in Arlington...Kansas City will make 2 trips to Texas in 2001 (May 29-31 and September 7-9), while the Rangers will travel to Kauffman Stadium once (August 31-September 2).

**Last 2 game Sweep By Royals:** at KC--August 27-28, 1996; at Texas--July 4-5, 1977  
**Last 3 game Sweep By Royals:** at KC--June 4-6, 1991; at Texas--August 18-20, 1980  
**Last 4 game Sweep By Royals:** at KC--June 5-8, 1980; at Texas--none  
**Last 2 game Sweep By Rangers:** at KC--April 16-17, 1997; at Texas--September 8 & 9, 1998  
**Last 3 game Sweep By Rangers:** at KC--none; at Texas--May 31-June 2, 1999  
**Last 4 game Sweep By Rangers:** at KC--none; at Texas--September 6-9, 1990  
**Series Sweep By Kansas City:** 2-game: 6; 3-game: 5; 4-game: 2  
**Series Sweep By Texas:** 2-game: 6; 3-game: 2; 4-game: 1  
**Longest Winning Streak:** by KC--9, July 2-September 26, 1975  
 by Texas--7, July 23, 1998-July 30, 1999  
 by KC--15, 15-2, June 19, 1991 at Texas  
 by Texas--16, 16-5, May 29, 1987 at KC  
 by KC--13 runs, twice, latest 15-2, June 19, 1991 at Texas  
 by Texas--11 runs, 4 times, latest 12-1, Sept. 6, 1990 at Texas

**Most Runs, Game:**

**Widest Margin Victory:**

## 2000 Results (Texas won series 7-3)

Game	Date	Site	Score	Winner	Loser	Record	Pos.	GB
44	5-23	KC	3-4	Helling	Batista	22-22	3rd	-4.0
45	5-24	KC	3-0	Suppan	Rogers	23-22	3rd	-3.0
46	5-25	KC	3-5	Loaiza	Santiago	23-23	3rd	-3.0
141	9-8	KC	5-6	Glynn	Stein	66-75	4th	-19.0
142	9-9	KC	5-6	Zimmerman	Suzuki	66-76	4th	-19.0
143	9-10	KC	13-8	Suppan	Oliver	67-76	4th	-18.5
148	9-14	TEX	1-8	Davis	Suzuki	68-79	4th	-20.0
149	9-15	TEX	1-2 (10)	Wetteland	Santiago	68-80	4th	-20.0
150	9-16	TEX	8-5	Meadows	Sikorski	69-80	4th	-20.0
151	9-17	TEX	5-6	Rogers	Reichert	69-81	4th	-19.5

## All-Time Series Results

Year	Home	Road	Total	Year	Home	Road	Total	Year	Home	Road	Total
1972	5-4	3-2	8-6	1982	3-3	4-3	7-6	1992	4-2	2-5	6-7
1973	7-2	4-5	11-7	1983	6-1	2-4	8-5	1993	4-3	3-3	7-6
1974	4-5	4-5	8-10	1984	2-4	4-3	6-7	1994	2-1	2-2	4-3
1975	8-1	6-3	14-4	1985	4-3	2-4	6-7	1995	5-2	3-4	8-6
1976	4-5	3-6	7-11	1986	5-1	3-4	8-5	1996	4-2	2-4	6-6
1977	4-4	4-3	8-7	1987	3-4	4-2	7-6	1997	3-3	3-2	6-5
1978	5-2	2-6	7-8	1988	4-2	3-4	7-6	1998	2-4	1-4	3-8
1979	2-5	4-2	6-7	1989	5-2	3-3	8-5	1999	3-1	1-5	4-6
1980	3-3	7-0	10-3	1990	3-3	2-5	5-8	2000	2-4	1-3	3-7
1981	1-2	2-2	3-4	1991	4-3	3-3	7-6	Totals	111-81	87-101	198-182

# Toronto Blue Jays



**President, Baseball Op. & GM:** Gord Ash  
**Field Manager:** Buck Martinez  
**VP, Media Relations:** Howard Starkman  
**Asst. Dir., Media Information:** Jay Stenhouse  
**Manager, Team Travel:** Bart Given

**Skydome**

One Blue Jay Way #3200 • Toronto, Ontario M5V1J1  
 (416) 341-1000 • (416) 341-1250 - PR Fax  
**Seating Capacity:** 50,516  
**Website:** www.bluejays.com  
**Hotel in KC:** The Fairmont

**2000 NOTES:** Toronto won the 2000 season series 6-3 and have now posted a winning record vs. Kansas City 4 of the last 5 years (32-22)...the Blue Jays won 4 of the 5 games played in SkyDome, including a 2-game sweep in the final series of the season, August 22-23...the sweep was the Blue Jays first 2-game sweep at home since April 19-20, 1988...the Royals own a 31-34 record in SkyDome...the Blue Jays have had their way lately in KC, winning 18 of 26 games there over the past 5 seasons...the Blue Jays will enter the 2001 season with a 3-game winning streak.

- Last 2 game Sweep By Royals:** at Kansas City--June 10-11, 1995; at Toronto--April 29-30, 1998
- Last 3 game Sweep By Royals:** at Kansas City--July 2-4, 1993; at Toronto--none
- Last 4 game Sweep By Royals:** at Kansas City--July 3-5, 1987; at Toronto--none
- Last 2 game Sweep By Blue Jays:** at Kansas City--September 1-2, 1998  
at Toronto--August 22 & 23, 2000
- Last 3 game Sweep By Blue Jays:** at Kansas City--August 22-24, 1997  
at Toronto--May 4-6, 1984
- Last 4 game Sweep By Blue Jays:** at Kansas City--none  
at Toronto--none
- Series Sweep By Kansas City:** 2-game: 8; 3-game: 4; 4-game: 2
- Series Sweep By Toronto:** 2-game: 5; 3-game: 5
- Longest Winning Streak:** by Kansas City--7, August 10, 1980-August 17, 1981  
by Toronto--5, twice, latest, June 19-September 4, 1999
- Most Runs, Game:** by Kansas City--16, 16-12, August 6, 1979 at Toronto  
by Toronto--17, 17-6, April 20, 1990 at Toronto
- Widest Margin Victory:** by Kansas City--10, 11-1, August 6, 1988 at Toronto  
by Toronto--11, 17-6, April 20, 1990 at Toronto

Opponents

## 2000 Results (Toronto won series 6-3)

Game	Date	Site	Score	Winner	Loser	Record	Pos.	GB
1	4-3	TOR	4-5	Koch	Spradlin	0-1	T3rd	-1.0
2	4-4	TOR	3-6	Halladay	Witasick	0-2	T4th	-1.5
3	4-5	TOR	4-3	Rosado	Carpenter	1-2	T3rd	-1.0
111	8-7	KC	8-7	Stein	Loaiza	51-60	4th	-16.5
112	8-8	KC	1-6	Castillo	Suzuki	51-61	4th	-16.0
113	8-9	KC	5-3	Suppan	Trachsel	52-61	4th	-16.0
114	8-10	KC	7-15	Carpenter	Fussell	52-62	4th	-16.0
125	8-22	TOR	5-7	Escobar	Santiago	58-67	4th	-16.0
126	8-23	TOR	8-9	Escobar	Larkin	58-68	4th	-17.0

## All-Time Series Results

Year	Home	Road	Total	Year	Home	Road	Total	Year	Home	Road	Total
1977	4-1	4-1	8-2	1985	3-3	4-2	7-5	1993	5-1	3-3	8-4
1978	2-3	3-2	5-5	1986	2-4	3-3	5-7	1994	3-3	3-3	6-6
1979	6-0	3-3	9-3	1987	6-0	2-4	8-4	1995	4-2	3-3	7-5
1980	5-1	4-2	9-3	1988	2-4	2-4	4-8	1996	2-5	3-3	5-8
1981	1-2	4-1	5-3	1989	4-2	3-3	7-5	1997	2-4	3-2	5-6
1982	3-3	1-5	4-8	1990	2-4	3-3	5-7	1998	2-3	4-2	6-5
1983	3-3	3-3	6-6	1991	2-4	3-3	5-7	1999	2-4	1-3	3-7
1984	4-2	1-5	5-7	1992	3-3	2-4	5-7	2000	2-2	1-4	3-6
								<b>Totals</b>	<b>74-63</b>	<b>66-71</b>	<b>140-134</b>

# Chicago Cubs



**CEO/President & GM:** Andy MacPhail  
**Field Manager:** Don Baylor  
**Director, Media Relations:** Sharon Panno  
**Manager, Media Information:** Chuck Wasserstrom  
**Traveling Secretary:** Jimmy Bank

**Wrigley Field**  
 1060 W. Addison St. • Chicago, IL 60613  
 (773) 404-CUBS • (773) 404-4129 - PR FAX  
**Seating Capacity:** 39,059  
**Website:** www.cubs.com

**Series Notes:** Chicago came to Kansas City in 2000 and won 2 of 3 from the Royals...the Cubs won the first 2 games of the series, but the Royals bounced back to win the series finale scoring 12 runs, the most they have scored against Chicago...the 3-game series drew 103,108 fans, an average 34,369...the Cubs have now won 7 of 12 games in the 4-year interleague series...the Cubs swept the first ever series played between the 2 clubs in 1997 at Wrigley Field...in the 1st series between the Royals and Cubs in Kansas City, the Royals took 2 of the 3 games in 1998...a total of 112,590 fans, an average of 37,530 per game, paid their way in during the set...it was the largest attended 3-game series in Kansas City in the 1990's and the most since August 25-27, 1989 vs. Oakland (120,081)...the 3-game series drew 116,461 to Wrigley Field in 1999...5 of the 12 games played have been 1-run contests with the Cubs coming out on top 3 times.

**Last 2 game Sweep By Royals:**

**Last 3 game Sweep By Royals:**

**Last 4 game Sweep By Royals:**

**Last 2 game Sweep By Cubs:**

**Last 3 game Sweep By Cubs:**

**Last 4 game Sweep By Cubs:**

**Series Sweep By Kansas City:**

**Series Sweep By Chicago:**

**Longest Winning Streak:**

at KC--none; at Chicago--none

at KC--none; at Chicago--none

at KC--none; at Chicago--none

at KC--none; at Chicago--none

at KC--none; at Chicago--June 30 - July 2, 1997

at KC--none; at Chicago--none

2-game: 0; 3-game: 0; 4-game: 0

2-game: 0; 3-game: 1; 4-game: 0

by KC--2, twice, latest, July 17 & 18, 1999

by Chicago--3, twice, latest, July 19, 1999-July 17, 2000

by KC--12, July 18, 2000 at KC

by Chicago--10, July 16, 2000 at KC

by KC--8, twice, latest, 12-4, July 18, 2000 at KC

by Chicago--5, 6-1, July 1, 1997 at Chicago

**Most Runs, Game:**

**Widest Margin Victory:**

## All-Time Results (Chicago leads series 7-5)

Game	Date	Site	Score	Winner	Loser	Record	Pos.	GB
					<b>1997</b>			
77	6-30	CHI	7-8	Pisciotta	Bones	36-41	4th	-5.0
78	7-1	CHI	1-6	Castillo	Rusch	36-42	4th	-6.0
79	7-2	CHI	2-3	Foster	Appier	36-43	4th	-6.0
					<b>1998</b>			
78	6-26	KC	6-3	Pichardo	Trachsel	34-44	3rd	-12.5
79	6-27	KC	4-3 (10)	Service	Beck	35-44	3rd	-11.5
80	6-28	KC	3-6	Gonzalez	Rapp	35-45	3rd	-11.5
					<b>1999</b>			
91	7-17	CHI	5-4	Suppan	Tapani	37-54	3rd	-20.0
92	7-18	CHI	10-2	Witasick	Trachsel	38-54	3rd	-19.0
93	7-19	CHI	7-8	Sanders	Barber	38-55	3rd	-20.0
					<b>2000</b>			
89	7-16	KC	7-10	Wood	Reichert	40-49	4th	-16.0
90	7-17	KC	1-3	Downs	Durbin	40-50	4th	-17.0
91	7-18	KC	12-4	Stein	Valdes	41-50	4th	-17.0

## All-Time Series Results

Year	Home	Road	Total	Year	Home	Road	Total	Year	Home	Road	Total
1997	---	0-3	0-3	1998	2-1	---	2-1	1999	----	2-1	2-1
2000	1-2	---	1-2					Totals	3-3	2-4	5-7

# Houston Astros



**General Manager:** Gerry Hunsicker  
**Field Manager:** Larry Dierker  
**Sr. VP, Operations & Comm.:** Rob Matwick  
**Dir. of Media Relations:** Warren Miller  
**Dir. of Baseball Administration:** Barry Waters

**Enron Field**  
 P.O. Box 288 • Houston, TX 77001  
 (713) 259-8000 • (713) 259-8981 - PR FAX  
**Seating Capacity:** 40,950  
**Website:** www.astros.com  
**Hotel in KC:** Westin

**Series Notes:** The National League Central Division Astros took 2 of the 3 games from the Royals in the first series played at Enron Field...the July series drew 118,827 spectators, an average of 39,609 per game...with a victory in the first game of 2000 the Astros extended their winning streak to 6 against the Royals...the Astros have now won 8 of 12 from KC during the 4-year series, winning 4 of 6 at home and on the road...Houston swept the 1999 season series from the Royals at Kauffman Stadium...the 3-game set drew 72,191 people to "The K"...the 1997 series was attended by 63,201 fans...in 1998 the Royals made their first and last trip ever to the Astrodome, where Houston won 2 of 3...both teams posted shutouts in the series...the Astros have held the Royals to 43 runs in the 12 games played between the 2 teams...the Royals will be looking for their first sweep vs. the Astros when they visit Kauffman Stadium, July 6-8.

**Last 2 game Sweep By Royals:** at KC--none; at Houston--none  
**Last 3 game Sweep By Royals:** at KC--none; at Houston--none  
**Last 4 game Sweep By Royals:** at KC--none; at Houston--none  
**Last 2 game Sweep By Astros:** at KC--none; at Houston--none  
**Last 3 game Sweep By Astros:** at KC--July 9-11, 1999; at Houston--none  
**Last 4 game Sweep By Astros:** at KC--none; at Houston--none  
**Series Sweep By Kansas City:** 2-game: 0; 3-game: 0; 4-game: 0  
**Series Sweep By Houston:** 2-game: 0; 3-game: 1; 4-game: 0  
**Longest Winning Streak:** by KC--2, June 18, 1997-June 5, 1998  
 by Houston--6, June 6, 1998-July 7, 2000  
**Most Runs, Game:** by KC--6, twice, latest, July 9, 2000 at Houston  
 by Houston--10, June 17, 1997 at KC  
**Widest Margin Victory:** by KC--4, 6-2, June 18, 1997 at KC  
 by Houston--8, 10-2, June 17, 1997 at KC

## All-Time Series Results (Houston leads series 8-4)

Game	Date	Site	Score	Winner	Loser	Record	Pos.	GB
<b>1997</b>								
65	6-16	KC	5-2	Rosado	Hampton	32-33	2nd	-2.5
66	6-17	KC	2-10	Garcia	Haney	32-34	T2nd	-3.5
67	6-18	KC	6-2	Pittsley	Wall	33-34	T2nd	-2.5
<b>1998</b>								
58	6-5	HOU	3-0	Belcher	Schourek	22-36	T4th	-12.5
59	6-6	HOU	0-6	Lima	Rosado	22-37	5th	-13.5
60	6-7	HOU	1-7	Reynolds	Pittsley	22-38	5th	-14.5
<b>1999</b>								
85	7-9	KC	5-6	Cabrera	Montgomery	35-50	3rd	-20.0
86	7-10	KC	2-3	Hampton	Appier	35-51	4th	-21.0
87	7-11	KC	3-7	Lima	Suppan	35-52	4th	-21.0
<b>2000</b>								
83	7-7	HOU	5-9	Elarton	Stein	38-45	3rd	-16.0
84	7-8	HOU	5-2	Suzuki	Miller	39-45	3rd	-15.0
85	7-9	HOU	6-9	Lima	Witasick	39-46	3rd	-15.0

## All-Time Series Results

Year	Home	Road	Total	Year	Home	Road	Total	Year	Home	Road	Total
1997	2-1	---	2-1	1998	----	1-2	1-2	1999	0-3	----	0-3
2000	---	1-2	1-2					Totals	2-4	2-4	4-8

# Milwaukee Brewers



**Senior VP & General Manager:** Dean Taylor  
**Field Manager:** Davey Lopes  
**Director of Media Relations:** Jon Greenberg  
**Manager, Baseball Information:** Jason Parry  
**Traveling Secretary:** Dan Larrea

**Miller Park**  
 One Brewers Way • Milwaukee, WI 53214  
 (414) 902-4400 • (414) 902-4053 - PR FAX  
**Seating Capacity:** 43,000  
**Website:** www.milwaukeebrewers.com

**2000 Notes:** The Brewers returned to Kauffman Stadium as an interleague opponent in 2000 winning 2 of 3 games...it was the Brewers 4th winning season during the past 18 years in Kansas City...the Royals returned to Milwaukee for interleague play in 1999...the first game of the series was postponed due to the crane accident at Miller Park...the teams split a doubleheader the next day...the Brewers winning mark at home was their first since 1994...the Royals have won the season series just once in the past 8 campaigns...the Brewers have won 13 of the last 19 meetings in Kauffman Stadium after the Royals swept the 1995 home series 6 games to 0.

**Last 2 game Sweep By Royals:** at KC--May 6-7, 1992; at Milwaukee--August 24-25, 1977  
**Last 3 game Sweep By Royals:** at KC--August 29-31, 1995; at Milwaukee--May 25-28, 1995  
**Last 4 game Sweep By Royals:** at KC--September 2-4, 1977; at Milwaukee--none  
**Last 2 game Sweep By Brewers:** at KC--September 6 & 8, 1993; at Milwaukee--none  
**Last 3 game Sweep By Brewers:** at KC--May 6-8, 1988; at Milwaukee--April 22-24, 1994  
**Last 4 game Sweep By Brewers:** at KC--April 18-21, 1996; at Milwaukee--none  
**Series Sweep By Kansas City:** 2-game: 4; 3-game: 14; 4-game: 1; 5-game: 1  
**Series Sweep By Milwaukee:** 2-game: 3; 3-game: 8; 4-game: 1  
**Longest Winning Streak:** by KC--12, July 20, 1973-August 23, 1974  
 by Milwaukee--7, April 30-July 6, 1988  
**Most Runs, Game:** by KC--18, twice, latest 18-9, Aug. 21, 1995 game 2; at Mil.  
 by Milwaukee--14, 14-3, June 2, 1987 at Milwaukee  
**Widest Margin Victory:** by KC--14, 17-3, May 11, 1982 at KC  
 by Milwaukee--11 runs, 3 times, last 14-3, June 2, 1987 at Mil.

## 2000 Results (Milwaukee won series 2-1)

Game	Date	Site	Score	Winner	Loser	Record	Pos.	GB
86	7-13	KC	2-5	Wright	Stein	39-47	4th	-15.0
87	7-14	KC	0-4	D'Amico	Suzuki	39-48	4th	-15.0
88	7-15	KC	7-4	Suppan	Laynes	40-48	4th	-15.0

## All-Time Series Results

Year	Home	Road	Total	Year	Home	Road	Total	Year	Home	Road	Total
1969	6-3	4-5	10-8	1980	1-5	5-1	6-6	1991	4-2	5-1	9-3
1970	7-2	5-4	12-6	1981	3-3	1-2	4-5	1992	3-3	4-2	7-5
1971	4-5	4-5	8-10	1982	5-1	2-4	7-5	1993	3-3	2-4	5-7
1972	3-3	4-2	7-5	1983	3-3	3-3	6-6	1994	4-2	1-5	5-7
1973	4-2	4-2	8-4	1984	3-3	3-3	6-6	1995	6-0	4-2	10-2
1974	6-0	5-1	11-1	1985	6-1	2-3	8-4	1996	1-6	3-3	4-9
1975	2-4	5-1	7-5	1986	3-3	3-3	6-6	1997	3-3	3-3	6-6
1976	4-2	4-2	8-4	1987	3-3	1-5	4-8	1998	1-2	-	1-2
1977	5-0	3-2	8-2	1988	1-5	2-4	3-9	1999	-	1-2	1-2
1978	4-1	2-3	6-4	1989	5-1	3-3	8-4	2000	1-2	-	1-2
1979	4-2	1-5	5-7	1990	3-3	1-5	4-8	Totals	111-78	90-90	201-168

# Pittsburgh Pirates



**Senior VP & General Manager:** Cam Bonifay  
**Director of Media Relations:** Jim Trdinich  
**Manager of Media Services:** Mike McNally  
**Field Manager:** Lloyd McClendon  
**Traveling Secretary:** Greg Johnson

**PNC Park at Northshore**  
 115 Federal • Pittsburgh, PA 15212  
 (412) 323-5000 • (412) 325-4413 - PR FAX  
**Seating Capacity:** 38,127  
**Website:** www.pirateball.com

**Series Notes:** The Royals and Pirates played the first home and home series of interleague play for Kansas City in 2000...the 6 games were closely contested with the last 4 games going into extra innings...the Royals won 4 of the 6 games, including 3 of the 4 extra inning matches...on the first weekend of June, KC won 2 of 3 in their final series at Three Rivers Stadium...in the 2nd game the Royals scored 16 runs, their highest mark against the Bucs...the following weekend the Pirates visited Kauffman Stadium and lost 2 of 3 games that all went into extra innings...the Royals have now won 8 of 14 from Pittsburgh since their interleague series began in 1997...the Royals have averaged 8 runs a game in their 8 wins...the 2 clubs have now played each other on the 2nd weekend of June in 3 of the 4 years of play...this year they will play in July in the first season of action at PNC Park in Pittsburgh.

**Last 2 game Sweep By Royals:** at KC--none; at Pittsburgh--none  
**Last 3 game Sweep By Royals:** at KC--none; at Pittsburgh--none  
**Last 4 game Sweep By Royals:** at KC--none; at Pittsburgh--none  
**Last 2 game Sweep By Pirates:** at KC--none; at Pittsburgh--none  
**Last 3 game Sweep By Pirates:** at KC--none; at Pittsburgh--none  
**Last 4 game Sweep By Pirates:** at KC--none; at Pittsburgh--none  
**Series Sweep By Kansas City:** 2-game: 0; 3-game: 0; 4-game: 0  
**Series Sweep By Pittsburgh:** 2-game: 0; 3-game: 0; 4-game: 0  
**Longest Winning Streak:** by KC--4, June 3-10, 2000

**Most Runs, Game:** by Pittsburgh--3, June 12, 1999-June 2, 2000  
 by KC--16, June 3, 2000 at Pittsburgh  
 by Pittsburgh--10, twice, latest, 10-6 (10), June 11, 2000 at KC  
**Widest Margin Victory:** by KC--13, 16-3, June 3, 2000 at Pittsburgh  
 by Pittsburgh--7, 10-3, June 24, 1998 at KC

## All-Time Results (Kansas City leads 8-6)

Game	Date	Site	Score	Winner	Loser	Record	Pos.	GB
<b>1997</b>								
62	6-13	PIT	3-5	Cordova	Williams	29-33	3rd	-4.0
63	6-14	PIT	8-3	Belcher	Lieber	30-33	T3rd	-3.5
64	6-15	PIT	8-1	Appler	Cooke	31-33	2nd	-3.5
<b>1998</b>								
76	6-24	KC	3-10	Peters	Rusch	32-44	T3rd	-12.5
77	6-25	KC	6-1	Belcher	Lieber	33-44	3rd	-12.5
<b>1999</b>								
58	6-11	PIT	10-3	Rosado	Benson	26-32	3rd	-12.0
59	6-12	PIT	8-9	Christiansen	Whisenant	26-33	3rd	-13.0
60	6-13	PIT	4-8	Schmidt	Whisenant	26-34	4th	-14.0
<b>2000</b>								
53	6-2	PIT	3-9	Ritchie	Batista	27-26	3rd	-4.0
54	6-3	PIT	16-3	Witasick	Schmidt	28-26	3rd	-3.0
55	6-4	PIT	7-5 (11)	Rakers	Christiansen	29-26	3rd	-3.0
61	6-9	KC	6-5 (10)	Spradlin	Christiansen	31-28	3rd	-5.0
62	6-10	KC	2-1 (12)	Bottalico	Silva	32-28	3rd	-5.0
63	6-11	KC	6-10 (10)	Sauerbeck	Spradlin	32-29	3rd	-5.0

## All-Time Series Results

Year	Home	Road	Total	Year	Home	Road	Total	Year	Home	Road	Total
1997	---	2-1	2-1	1998	1-1	---	1-1	1999	---	1-2	1-2
2000	2-1	2-1	4-2					Totals	3-2	5-4	8-6

# St. Louis Cardinals



**Senior VP & General Manager:** Walt Jocketty  
**Field Manager:** Tony La Russa  
**Director, Media Relations:** Brian Bartow  
**Mgr., Media Relations & Publications:** Steve Zesch  
**Traveling Secretary:** C.J. Cherre

**Busch Stadium**  
 250 Stadium Plaza • St. Louis, MO 63102  
 (314) 421-3060 • (314) 982-7399 - PR FAX  
**Seating Capacity:** 49,625  
**Website:** www.stlcardinals.com  
**Hotel in KC:** The Fairmont

**Series Notes:** Just as the 1985 World Series was closely contested, the first 4 years of interleague play has left the Royals and Cardinals deadlocked at 6 wins apiece...in 2000 it was the Cardinals turn to win 2 of 3 games...the Royals won the first game at Busch Stadium to extend their winning streak to 3 vs. St. Louis, but the Cardinals rebounded to win the final 2 games of the season...the I-70 series has produced some exciting games during the last 4 years with 7 of the 12 games decided by 1 or 2 runs...all 6 of the Cardinals wins have been decided by 3 runs or less...in 1999 KC won 2 of 3 at Kauffman Stadium in a series that saw the Royals outscore the Cardinals 33-30...the 17 runs on June 9 was a season high for KC...attendance for the 4 series has been outstanding...108,882 saw the first series in KC in 1997...120,748 went through the turnstiles in 1998 at St. Louis, 112,029 watched the 2 clubs at Kauffman Stadium in 1999 and 121,086 saw the 2000 series at Busch Stadium.

**Last 2 game Sweep By Royals:** at KC--none; at St. Louis--none  
**Last 3 game Sweep By Royals:** at KC--none; at St. Louis--none  
**Last 4 game Sweep By Royals:** at KC--none; At St. Louis--none  
**Last 2 game Sweep By Cardinals:** at KC--none; at St. Louis--none  
**Last 3 game Sweep By Cardinals:** at KC--none; at St. Louis--none  
**Last 4 game Sweep By Cardinals:** at KC--none; at St. Louis--none  
**Series Sweep By Kansas City:** 2-game: 0; 3-game: 0; 4-game: 0  
**Series Sweep By St. Louis:** 2-game: 0; 3-game: 0; 4-game: 0  
**Longest Winning Streak:** by KC--3, June 8, 1999-June 5, 2000  
 by St. Louis--2, twice, latest, June 6-7, 2000  
**Most Runs, Game:** by KC--17, June 9, 1999 at KC  
 by St. Louis--13, June 9, 1999 at KC  
**Widest Margin Victory:** by KC--11, 16-5, August 30, 1997 at KC  
 by St. Louis--3, 3-0, July 2, 1998 at St. Louis

## All-Time Results (Series tied 6-6)

Game	Date	Site	Score	Winner	Loser	Record	Pos.	GB
<b>1997</b>								
131	8-29	KC	7-9	Beltran	Carrasco	54-77	4th	-14.5
132	8-30	KC	16-5	Belcher	Aybar	55-77	4th	-14.5
133	8-31	KC	4-5	Osborne	Olson	55-78	5th	-15.5
<b>1998</b>								
81	6-30	STL	6-1	Rusch	Aybar	36-45	3rd	-10.5
82	7-1	STL	6-4	Belcher	Mercker	37-45	3rd	-10.5
83	7-2	STL	0-3	Acevedo	Pichardo	37-46	3rd	-11.5
<b>1999</b>								
55	6-7	KC	5-7	Slocumb	Applier	23-32	T3rd	-13.5
56	6-8	KC	11-10	Service	Oliver	24-32	T3rd	-12.5
57	6-9	KC	17-13	Whisenant	Radinsky	25-32	3rd	-12.5
<b>2000</b>								
56	6-5	STL	7-4	Suzuki	Hentgen	30-26	3rd	-3.0
57	6-6	STL	4-5	Benes	Witasick	30-27	3rd	-4.0
58	6-7	STL	2-4	Kille	Batista	30-28	3rd	-5.0

## All-Time Series Results

Year	Home	Road	Total	Year	Home	Road	Total	Year	Home	Road	Total
1997	1-2	---	1-2	1998	---	2-1	2-1	1999	2-1	---	2-1
2000	---	1-2	1-2	Totals	3-3	3-3	6-6				

# Arizona Diamondbacks



**VP & General Manager:** Joe Garagiola, Jr.  
**Director of Public Relations:** Mike Swanson  
**Media Coordinator:** Susan Webner  
**Field Manager:** Bob Brenly  
**Director of Team Travel:** Roger Riley

**Bank One Ballpark**  
 401 East Jefferson, Phoenix, AZ 85004  
 (602) 462-6500 • (602) 462-6527- PR FAX  
**Seating Capacity:** 49,033  
**Website:** www.azdiamondbacks.com  
**Hotel in KC:** The Fairmont

**Series Notes:** The Royals and Diamondbacks will play for the first time in 2001...the 2 teams have not met in the regular season or in spring training in Arizona's first 3 years in the National League...this will be the first time the Royals have played an interleague opponent outside of the National League Central Division...the scheduling of the Diamondbacks is a result of the Houston Astros and Texas Rangers playing interleague games for the first time this year...the Diamondbacks will play the Detroit Tigers at home to substitute losing a home series with Texas...the Diamondbacks, who train in Tucson, Arizona, and the Royals will be regular spring training foes when the Royals move their spring training operations to Surprise, Arizona.

## 2001 Schedule

Friday, June 8	at Kansas City	7:05 p.m.
Saturday, June 9	at Kansas City	7:05 p.m.
Sunday, June 10	at Kansas City	7:05 p.m.

## Royals Won-Loss Breakdown

	Home		Road		Totals	
	2000	All-Time	2000	All-Time	2000	All-Time
vs. RHP	32-29	971-788	27-32	829-917	59-61	1800-1705
vs. LHP	10-10	402-356	8-14	346-436	18-24	748-792

	Extra Innings		1-Run Games		Shutouts		Doubleheaders	
	2000	All-Time	2000	All-Time	2000	All-Time	2000	All-Time
	W-L	W-L	W-L	W-L	W-L	W-L	W-L	W-L
Anaheim	1-1	22-14	2-2	62-65	0-0	43-25	0-0-0	10-6-4
Baltimore	1-0	16-19	3-3	53-71	1-0	23-23	0-0-0	1-3-7
Boston	0-1	13-16	0-1	52-43	0-0	27-23	0-0-0	3-2-11
Chicago	0-1	26-17	0-1	77-63	0-0	23-32	0-0-0	8-2-9
Cleveland	0-1	15-15	2-1	55-56	1-1	29-22	0-0-0	4-2-6
Detroit	1-0	18-12	1-1	58-43	3-1	18-19	0-0-0	4-2-6
Minnesota	0-0	20-24	2-1	70-64	0-0	23-23	0-0-0	5-2-10
New York	0-1	16-17	1-3	45-65	0-0	20-21	0-0-0	1-6-4
Oakland	1-0	27-20	3-1	55-75	0-0	31-31	0-0-0	4-7-12
Seattle	0-1	12-7	1-1	45-29	0-1	16-15	0-0-0	0-1-5
Tampa Bay	0-1	2-2	2-3	5-7	0-0	1-1	0-0-0	0-0-0
Texas	0-0	17-17	0-5	63-61	1-0	26-24	0-0-0	7-2-4
Toronto	0-0	13-13	2-2	40-43	0-0	15-25	0-0-0	3-0-1
Chicago (NL)	0-0	2-0	0-0	2-3	0-0	0-0	0-0-0	0-0-0
Cincinnati	0-0	0-1	0-0	0-0	0-0	1-1	0-0-0	0-1-0
Houston	0-0	0-0	0-0	1-1	0-0	1-1	0-0-0	0-0-0
Milwaukee	0-0	18-18	0-0	72-56	0-1	21-21	0-0-0	11-2-9
Pittsburgh	3-1	3-1	2-0	2-1	0-0	0-0	0-0-0	0-0-0
St. Louis	0-0	0-0	0-1	1-2	0-0	0-1	0-0-0	0-0-0
<b>Totals</b>	<b>7-8</b>	<b>240-213</b>	<b>21-26</b>	<b>761-751</b>	<b>6-4</b>	<b>318-308</b>	<b>0-0-0</b>	<b>61-35-87</b>

# OPERATIONS


Scouting

Player Development

Minor League Affiliates

Minor League Staff

Minor League Players



# Scouting/Player Development

## Baseball Operations

Senior Vice President & General Manager .....	Allard Baird
Vice President - Baseball Operations .....	George Brett
Assistant General Manager - Baseball Operations .....	Muzzy Jackson
Senior Advisor to the General Manager .....	Art Stewart
Assistant to the General Manager .....	Brian Murphy
Special Assistant to the General Manager .....	Pat Jones
Manager of Major League Operations .....	Karol Kyte

## Procurement

Senior Director - Scouting .....	Deric Ladnier
Manager - Scouting Operations .....	Jin Wong
Manager - Scouting Administration .....	Linda Smith

## Player Development

Senior Director - Minor League Operations .....	Bob Hegman
Manager - Minor League Operations .....	Shaun McGinn
Coordinator - Minor League Operations .....	Mindy Torrey

## Team Travel

Manager - Team Travel .....	Jeff Davenport
-----------------------------	----------------

## Scouts

Professional Scout .....	Rod Fridley
Professional Scout .....	Louie Medina
Professional Scout .....	Earl Winn
Regional Supervisor .....	Jeff McKay
Regional Supervisor .....	Dennis Woody
Special Assignment for Scouting and Player Development .....	John Wathan

## Area Scouting Supervisors

Bob Bishop, San Dimas, Calif.  
 Mike Brown, Chandler, Ariz.  
 Jason Bryans, Detroit, Mich.  
 Albert Gonzalez, Coral Springs, Fla.  
 Dave Herrera, Danville, Calif.  
 Keith Hughes, Havertown, Pa.  
 Phil Huttman, Overland Park, Kan.  
 Gary Johnson, Costa Mesa, Calif.  
 Cliff Pastornicky, Venice, Fla.

Johnny Ramos, Carolina, PR  
 Sean Rooney, Eatontown, N.J.  
 Max Semler, Lake City, Fla.  
 Chet Sergio, Houston, Texas  
 Greg Smith, Harrington, Wash.  
 Gerald Turner, Euless, Texas  
 Brad Vaughn, Griffithville, Ark.  
 Junior Vizcaino, Wake Forest, N.C.  
 Mark Willoughby, Hammond, La.

## Part-Time Scouts

Frank Baez, Los Angeles, Calif.  
 Billy Castell, El Cerrito, Calif.  
 Marty Crawford, Dallas, Texas  
 Paul Gale, Salem, Ore.  
 Hector Garcia, Bronx, N.Y.  
 Rich Graves, Riverside, Calif.  
 Joe Ray Halsey, Andrews, Texas

Ed Kestler, St. Louis, Mo.  
 Tony Levato, Peotone, Ill.  
 Steve Markovich, Highlands, N.J.  
 Buck O'Neil, Kansas City, Mo.  
 Duane Page, Westminster, Calif.  
 Eric Tokunaga, Aiea, Hawaii  
 Emanuel Upton, Chesapeake, Va.

## Player Development Staff

Supervisor of Minor League Field Operations .....	Joe Jones
Coordinator of Instruction .....	Mike Jirschele
Infield Instructor .....	Ron Clark
Hitting Instructor .....	Andre David
Pitching Instructor .....	Mike Mason
Pitching Instructor - Latin America .....	Jaime Garcia
Catching Instructor .....	Brian Poldberg
Coordinator of Dominican Republic Operations & Outfield Instructor .....	Luis Silverio
Major and Minor League Rehabilitation Coordinator .....	Frank Kyte
Assistant Strength and Conditioning Coordinator .....	Jim Malone
Latin America Strength and Conditioning Coordinator .....	Abe Gonzalez
Performance Psychologist .....	Chris Carr
Equipment Coordinator .....	Mike Crouse

# 2001 Scouting Staff



**Jeff McKay**  
West Coast Supervisor



**Dennis Woody**  
Midwest Supervisor



**John Wathan**  
Special Assignment Scouting  
& Player Development



**Bob Bishop**  
So. Cal, So. Nev



**Mike Brown**  
Ariz, Colo, N.M.  
Utah



**Jason Bryans**  
Ind, Ky, Mich, Ohio,



**Dave Herrera**  
No. Cal, No. Nev



**Keith Hughes**  
Del, D.C., Md,  
N.J., Penn.



**Phil Huttman**  
Ill, Iowa, Mo, Wis



**Gary Johnson**  
So. California



**Cliff Pastornicky**  
Central Florida



**Johnny Ramos**  
Puerto Rico



**Sean Rooney**  
Ct, Me, Ma, N.H.,  
N.Y., R.I, Vt



**Max Semler**  
Ala, Ga, West Fla,  
Eastern Tenn



**Chet Sergio**  
South Texas




**Greg Smith**  
Idaho, Mt, Ore, Wash



**Gerald Turner**  
Okla, North Texas



**Brad Vaughn**  
Kan, Mn, Neb,  
N.D., S.D., Wyo



**Junior Vizcaino**  
N.C., S.C., Vir



**Mark Willoughby**  
Ark, La, Ms,  
Western Tenn

Operations

# Player Development Staff



## **Bob Hegman**

### **Senior Director- Minor League Operations**

Bob Hegman, who is beginning his 15th season in the Royals front office, was named the Senior Director-Minor League Operations in October, 1998. He joined the front office staff in September, 1986 following a seven-year playing career in the organization, which included a brief stint with the Major League club in 1985. During his tenure, the Royals have been named the Major League Baseball Organization of the Year by *Baseball America* in 1994 and Topps in 1994 and 1995. Hegman also served as the Director of Minor League Operations from 1993-98 and was the Administrative Assistant for Scouting and Player Development from 1986-89. He was the Assistant Director of Scouting and Player Development from 1989 until he assumed the duties as the Assistant Director of Minor League Operations in November, 1991.

Hegman was named the Royals Louise Adams Associate of the Year in 1999 and was inducted into the St. Cloud (Minn.) State University Athletic Hall of Fame in 1997.

Hegman earned his B.S. Degree in Management from St. Cloud in 1981 and was a four-year standout on the baseball and basketball teams from 1976-80. He led the baseball team to the conference title in 1978 and 1980 and the basketball team to the Granite City Classic title in 1979. He resides with his wife, Kim, and sons, Grayson and Callon in Lee's Summit, Mo.



## **Shaun McGinn**

### **Manager - Minor League Operations**

Shaun McGinn was named Manager-Minor League Operations in October, 2000. He joined the Royals organization in October, 1999 as the Minor League Operations Coordinator assisting Bob Hegman with all aspects of player development including the evaluation, acquisition, retention and development of minor league players and staff. His professional baseball career began in 1993 when he was signed by Philadelphia. He played in the Phillies organization until 1995 and then returned to school at the University of Nebraska at Omaha and Creighton University. He was the assistant baseball coach at UNO while taking premedical classes specializing in Biology/Exercise Science.

Shaun received a baseball scholarship to the University of Nebraska out of high school and played at Seminole (Okla.) Junior College where he received an Associate Degree in Science. He is single and resides in Overland Park, Kan.

## **Mindy Torrey**

### **Coordinator - Minor League Operations**

Mindy Torrey joined the Royals in 1991 and now holds the position of Coordinator-Minor League Operations. Her primary responsibilities include coordinating the daily administrative functions of the Minor League Operations Department and 7 minor league teams. She arranges travel for minor league players and staff and works with minor league affiliate owners and managers. She began her career with the Royals as a Ticket Reservation Center representative and later assisted in the Public Relations Department before joining the Player Development staff as a secretary in 1994. She was promoted to Administrative Assistant in 1997 before assuming her current role in October, 2000.

Mindy resides in Kansas City, Mo., with her husband, Brian, and their Jack Russell Terrier, Gracie.

# Scouting Staff



## **Deric Ladnier**

### **Senior Director - Scouting**

Deric Ladnier, a former player in the Royals Minor League system, was named the Royals Senior Director - Scouting on Aug. 21, 2000. He came to the Royals from the Atlanta Braves where he was most recently a Major League Scout. He joined the Braves Scouting Department as an Area Supervisor in 1991 and was promoted to Regional Supervisor in 1994, Assistant Director of Scouting and Player Development in 1995 and Director of Minor League Operations in 1996. As a Major League Scout he covered spring training, the American and National League Central Divisions and assisted Braves GM John Schuerholz with special assignments. Throughout his tenure with the Braves he scouted the Winter Leagues including the Dominican Republic, Venezuela and Mexico.

Ladnier was originally drafted by the Toronto Blue Jays in the 16th round of the 1982 June Free Agent Draft but he chose to play baseball at the University of Mississippi. In 1985 he was drafted in the 8th round by the Royals and played in the Kansas City system until 1991 when a shoulder injury ended his playing career.

Ladnier, 36, is a 1982 graduate of John Tate High School in Pensacola, Florida. He resides in Blue Springs, Mo., with his wife, Shari, and twin daughters, Kalen and Megan.



## **Jin Wong**

### **Manager - Scouting Operations**

Jin Wong, begins his 2nd season in the Royals organization assisting Deric Ladnier in the Scouting Department. He was named Manager-Scouting Operations after serving as the Scouting Operations Coordinator in 2000. He came to Kansas City from Richmond, the Triple A affiliate of the Atlanta Braves, where he was the Group Sales Manager. With the Braves, he targeted corporations and organizations for group outings, administered advertising accounts, maintained the team web-site and assisted with on-field events and promotions. Prior to joining Richmond he worked for Atlanta as a Baseball Operations Trainee in 1997.

Wong received a Bachelor of Science Degree in Business Administration from Mary Washington College in Fredericksburg, Va., in 1997. While at Mary Washington he was a Division III All-American in baseball in 1996 and on the athletic honor roll from 1995-97. He is single and resides in Kansas City, Mo.



## **Linda Smith**

### **Manager - Scouting Administration**

Linda rejoins the Royals organization in 2001 as the Manager - Scouting Administration. She worked previously with the Atlanta Braves as the Administrative Coordinator, Baseball Operations and the Texas Rangers as the Assistant to the Director of Scouting. During her earlier tenure with the Royals from 1972 to 1992, she worked in the Public Relations Department and in Baseball Operations.

Linda earned her Bachelor of Science Degree in Education from Southwest Missouri State University in Springfield, Mo. in 1966. She resides in Lee's Summit, Mo.

# Professional Scouting Staff



## Rod Fridley

Rod Fridley brings 16 years of scouting experience to the Royals in his first year as a Professional Scout in 2001. He began as an Area Scout for the Major League Scouting Bureau from 1983-86. He then joined the Chicago White Sox in 1986 and was an Area Scout for the club until 1991 when he became the Southeast Supervisor for the Milwaukee Brewers. After 2 years with the Brewers he became a National Cross-Checker for the Chicago Cubs. His most recent scouting stint came with the Cleveland Indians where he was an Area Scout and handled professional coverage from 1996-98.

Fridley is a native of Covington, Va., where he graduated from Alleghany Highlands High. He received his Master's Degree in Health, Physical Education and Recreation from Virginia Tech in 1980. He currently resides in his hometown of Covington, Va.



## Louie Medina

Louie Medina will begin his first year in the Royals organization as a Professional Scout. He joins the Royals after spending the last 6 years as an Area Supervisor for the Arizona Diamondbacks. Before scouting for the Diamondbacks, he enjoyed an 11-year playing career as a first baseman and outfielder that began in the Cleveland Indians organization. After 7 years with the Indians he played one season in the Royals organization at Triple-A Omaha. He completed his playing career in Japan, playing for Hiroshima from 1993-95.

Medina graduated from Warren High School in Downey, Calif. He attended and played baseball at Cerritos Junior College in Norwalk, Calif., for 2 years and then Arizona State for 2 years. He currently resides in Phoenix, Ariz., with his wife, Carla, and triplets, Arianna, Chloe and Garrett.



## Earl Winn

Earl Winn will serve as a Professional Scout for the Royals after spending the 2000 season as a National Cross-Checker for the club. Prior to joining the Royals for the second time, he scouted for 7 years with the Baltimore Orioles working as an Area Scout (1992-95) and Midwest Supervisor (1996-99). He began his scouting career in the Royals organization as an associate scout, working with Ken Gonzalez from 1980-82. In 1983 he became an Area Scout with the Chicago Cubs, a position he held until becoming the Cubs Midwest Supervisor from 1989-92.

Winn is a graduate of St. Joseph High School in Jackson, Miss. He earned his Bachelor of Science Degree in Physical Education in 1979 from Mississippi State University. He then served as a Graduate Assistant Coach at the University of Missouri in 1980. He was a high school coach at his alma mater, St. Joseph, in 1981 and 1982 before returning to Missouri as an Assistant Coach in 1983.

He resides in Bowling Green, Ky., with his wife, Martha, and children, Jim, Dennis, Kevin and Christy.

# International Operations

The Kansas City Royals maintain a strong presence in the area of scouting and player development in Latin America and the Caribbean. The Royals Latin America Operations is responsible for the scouting and signing of players, in addition to assisting in the development of players by operating teams in the Dominican Republic.

In August of 1998, the Royals new baseball complex in Salcedo, Dominican Republic was dedicated. The facility, which includes living quarters, dining hall and recreation area for 40 players and coaches, was named in honor of Art Stewart, who founded the Royals Dominican Program in 1986. The Royals currently field teams in the Fall and Winter Instructional and Summer Dominican Leagues.



## Luis Silverio, Coordinator Dominican Rep. Operations

Luis Silverio begins his 27th year in the Royals organization...he will also serve as the Minor League Outfield Instructor...spent 9 years as the Latin America Coordinator...originally signed as a non-drafted free agent in 1973...made his Major League debut in 1978 and coached in the system from 1983-85...was a manager from 1986-89...named Gulf Coast League Manager of the Year in 1987...named Ewing M. Kauffman Award winner in 1994 and 2000...resides in Santiago, DR with his wife, Yenny, and children, Jennifer, Alison, Louis, Luis Jr. and Julia Luisa.



## Albert Gonzalez, Latin America Scouting Coordinator

Albert Gonzalez was named as the Latin America Scouting Coordinator for the Royals on July 16, 1999...will also serve as a territorial scout for South Florida...began with the Royals as an Associate Scout in 1993...named a part-time scout in 1994 and was promoted to a territorial scout following the 1996 season...received B.S. Degree in Education from Nova Southeastern University (Ft. Lauderdale, Fla.) in 1995...resides in Coral Springs, Fla.



## Carlos Pascual, Special Assignment Scout

Carlos Pascual will serve as the Royals Special Assignment Scout in Latin America for the 3rd straight season in 2001...was an area scout in Latin America from 1982-98 for the N.Y. Mets...signed Dwight Gooden and Rey Ordenez with the Mets...was also an area scout for Baltimore (1977-81) and Minnesota (1963-77)...played professionally from 1949-62...resides in Miami, Fla., with his wife, Xiomara...they have 2 sons, Carlos Jr. and Juan.

### Part-Time Scouts

Julio Alcalá	Cartagena, Colombia
Wilmer Castillo	Maracay Aragua, Venezuela
Luis Cordoba	Republic of Panama
Jose Guarache	Estado Anzuategui, Venezuela
Juan Indriago	Caracas, Venezuela
Daurys Nin	Santo Domingo, Dominican Republic
Freddy Nivar	Santo Domingo, Dominican Republic
Mike Randall	Cape Providence, South Africa
Pedro Silverio	Santiago, Dominican Republic
Rafael Vasquez	La Romana, Dominican Republic

# Omaha Golden Spikes



**AAA (Pacific Coast League)**

**Executive Vice President:** Doug Stewart, Ext. 15

**General Manager:** Bill Gorman, Ext. 16

**Media Relations:** Kevin McNabb, Ext. 13

**Rosenblatt Stadium (24,000)**

1202 Bert Murphy Avenue • Omaha, NE 68107

(402) 734-2550 • (402) 734-7166 - FAX

**Press Box:** (402) 734-6810

**Website:** [www.goldenspikes.com](http://www.goldenspikes.com)

**2000 Results:** 64-79, 3rd Central Division



## John Mizerock, Manager

John begins his second year as the manager at Omaha in 2001...managed Wichita in 1998 and 1999...led Wichita to the Texas League Championship in 1999 and was named Manager of the Year by *Baseball America*...also led the Wranglers to the championship series in 1998...spent 3 years as the skipper for Wilmington...guided the Blue Rocks to the Mills Cup Championship in 1996...led Wilmington to the best record in the Carolina League in 1995...named Midwest League Manager of the Year in 1994 at Rockford (A)...joined the Royals organization as a Coach at Eugene in 1992...managed the Emeralds in 1993...began his professional career as the No. 1 pick of the Astros in 1979...played in parts of 4 seasons in the big leagues...John resides in Punxsutawney, Pa.



## Rick Mahler, Pitching Coach

Rick Mahler returns as the pitching coach at Omaha for the 2001 campaign...was the pitching coach at Spokane in 1998 before joining the Marlins organization as the pitching coach at Kane County in 1999...was in the St. Louis organization for 6 years spending the 1996 and 1997 campaigns as the manager for Arkansas in the Texas League...was a Minor League Pitching Instructor from 1992-95...signed as a non-drafted free agent in 1975...made Major League debut in 1979...best season came in 1985 when he posted 17 wins and a 3.48 ERA with Atlanta...posted an 96-111 overall record with a 3.99 ERA...Rick, 47-years old, resides in Hondo, Texas with his wife, Sheryl, and children, Ricky, Robby, Timothy, Tyler and Shannon.



## Scott Leius, Hitting Coach

After a 14-year playing career, Leius joined the Omaha staff in 2000...played with KC his final 2 seasons before suffering a career-ending shoulder injury on 7-4-99...originally selected by Minnesota in the 13th round of the 1986 June Free Agent Draft...made his big league debut on 9-3-90...member of 1991 World Series Championship team starting 5 games vs. Atlanta at shortstop...played 9 Major League seasons with Minnesota, Cleveland and Kansas City posting a .244 average with 28 home runs and 172 RBI...Scott, 35, resides in Plymouth, Minn., with his wife, Marilyn, and sons, Dillon, Mickey and Jack.



## Jeff Stevenson, Trainer

Jeff Stevenson begins his third season at Omaha in 2001...served as the trainer at Class-A Lansing from 1996-98...also labored as a trainer at Appleton (1992), Rockford (1993-94) and Springfield 1995...was named Midwest League Trainer of the Year in 1995 and 1998...was honored as the Dick Howser Award winner in 1999 for his outstanding contributions to the organization in the Player Development Department...graduated from Indiana University with a Bachelor of Science Degree in Athletic Training...he resides with his wife, Christy, and children Brennan, Michael and Meg in Omaha, Neb.

# 2000 Omaha Golden Spikes

The Omaha Golden Spikes finished third in the Central Division of the Pacific Coast League with a 64-79 record, 21 1/2 games behind division-winning Albuquerque...third baseman Kit Pellow led the club with 75 RBI...outfielder Dee Brown paced the Golden Spikes with 23 home runs and 235 total bases...Dan Murray paced the staff with 10 wins and 102 strikeouts...hurler Jeff Austin ranked 2nd on the team with 7 wins and 126.2 innings.

## Hitting

PLAYER	AVG.	G	AB	R	H	2B	3B	HR	RBI	SH	SF	HP	BB	SO	SB-CS	E
Beltran, Carlos	.333	5	18	4	6	1	0	2	2	0	0	1	3	3	1-0	0
Berblinger, Jeff	.667	1	3	1	2	2	0	0	0	0	0	1	0	0	0-0	0
Brito, Juan	.286	17	49	8	14	1	0	1	2	1	0	0	3	10	1-1	0
Brown, Dee	.269	125	479	76	129	25	6	23	70	0	3	3	37	112	20-3	7
Carr, Jeremy	.242	53	190	20	46	9	1	1	15	4	0	5	17	33	18-9	2
Dillon, Joe	.282	45	149	19	42	11	2	1	11	0	0	2	17	26	1-0	4
Dunwoody, Todd	.323	9	31	5	10	1	0	1	5	1	1	1	4	8	1-2	0
Escandon, Emiliano	.228	103	302	35	69	12	0	7	32	7	6	2	50	58	4-0	5
Fabregas, Jorge	.248	37	129	8	32	5	1	1	18	0	1	0	12	9	1-1	3
Febles, Carlos	.214	11	42	6	9	4	0	1	5	0	0	1	7	10	3-3	1
Guiel, Aaron	.287	73	258	47	74	15	2	13	40	0	0	8	35	54	6-0	4
Holbert, Ray	.254	94	338	41	86	12	1	2	40	1	2	0	35	49	14-9	21
Jennings, Doug	.323	33	124	23	40	12	1	6	18	0	0	2	13	21	2-3	1
Medrano, Tony	.266	128	485	65	129	23	1	8	55	7	4	3	33	45	18-8	12
Molina, Izzy	.235	90	311	39	73	9	1	10	36	0	5	2	14	55	5-4	8
Norman, Les	.258	109	411	53	106	22	4	11	63	2	6	7	30	62	7-4	5
Orie, Kevin	.280	54	175	30	49	11	2	5	23	0	2	5	28	24	3-3	7
Ortiz, Hector	.322	68	227	30	73	12	0	6	24	3	1	1	22	18	4-3	6
Pellow, Kit	.249	117	421	61	105	17	3	22	75	1	5	16	38	89	6-4	8
Prieto, Alejandro	.263	118	384	54	101	19	0	7	37	8	2	6	26	40	14-6	15
Quinn, Mark	.377	13	61	8	23	5	0	3	13	0	1	0	0	8	0-1	0
Roberge, J.P.	.391	6	23	5	9	4	0	1	1	0	0	0	1	3	0-0	0
Tomlinson, Goef	.286	29	98	12	28	3	2	0	9	1	4	1	17	11	5-5	3
Tonis, Michael	.500	2	8	1	4	0	0	0	3	0	0	0	0	3	0-0	0
Zauri, Gregg	.280	9	25	7	7	3	0	0	3	0	0	0	4	3	1-1	0

## Pitching

PITCHER	W-L	ERA	G	GS	CG	SHO	SV	IP	H	R	ER	HR	HB	BB	SO	WP	BK
Austin, Jeff	7-9	4.48	23	19	1	1	0	126.2	150	85	63	16	4	35	57	8	1
Baker, Jason	1-3	6.25	7	6	0	0	0	360	40	28	25	9	2	14	18	4	0
Batista, Miguel	2-2	6.04	18	1	0	0	3	28.1	35	20	19	6	2	7	27	2	0
Bluma, Jaime	5-3	5.00	30	2	0	0	1	54.0	58	34	30	8	4	19	30	3	0
Bochtler, Doug	2-1	4.02	27	0	0	0	2	40.1	37	19	18	4	0	28	28	3	0
Byrdak, Tim	6-2	4.44	34	1	0	0	4	52.2	59	27	26	5	4	29	47	3	2
Camp, Jared	1-2	13.50	13	0	0	0	0	12.2	19	24	19	4	2	13	13	1	0
Carter, Lance	2-8	4.95	34	6	0	0	5	76.1	88	46	42	13	1	18	51	0	1
Corbin, Archie	1-5	8.10	32	0	0	0	6	43.1	56	44	39	5	3	40	29	9	0
D'Amico, Jeff	3-3	3.83	16	16	1	0	0	91.2	87	39	39	16	7	26	66	6	2
Durbin, Chad	4-4	4.46	12	12	0	0	0	72.2	75	37	36	10	1	22	53	0	0
Fussell, Chris	1-1	4.98	6	6	0	0	0	21.2	22	13	12	5	3	12	12	0	0
George, Chris	3-2	4.84	8	8	0	0	0	44.2	47	29	24	8	1	20	27	1	1
Giffilan, Jason	0-0	0.00	1	0	0	0	0	1.0	0	0	0	0	0	1	2	0	0
Laxton, Brett	5-9	5.32	21	21	0	0	0	108.1	118	69	64	4	7	61	88	7	0
Mullen, Scott	2-1	3.05	16	0	0	0	0	20.2	15	10	7	1	1	8	21	0	0
Murray, Dan	10-9	5.57	27	22	1	1	1	140.2	148	99	87	22	7	60	102	9	1
Naulty, Dan	0-0	48.60	4	0	0	0	0	1.2	5	9	9	1	1	8	0	1	0
Rakers, Jason	3-2	5.52	32	6	0	0	2	75.0	83	49	46	14	1	17	68	2	1
Santiago, Jose	0-1	3.18	11	0	0	0	4	17.0	19	7	6	2	0	3	14	1	0
Spoljaric, Paul	1-2	2.82	43	0	0	0	7	51.0	44	17	16	5	0	19	56	4	0
Stein, Blake	2-0	0.73	2	2	0	0	0	12.1	9	1	1	1	0	2	14	0	0
Walker, Jamie	3-10	5.22	24	15	0	0	0	101.2	138	65	99	25	7	25	52	0	0

# Wichita Wranglers



**AA (Texas League, West Division)**  
**General Manager:** Steve Shaad, Ext. 209  
**Media Relations:** Shane Dennis, Ext. 217

**Lawrence Dumont Stadium (6,135)**  
300 South Sycamore • Wichita, KS 67213  
(316) 267-3372 • (316) 267-3382 - FAX  
**Press Box:** 316-267-3372, Ext. 235  
**Website:** www.wichitawranglers.com  
**2000 Results:** 76-61, 2nd, 1st half; 1st, 2nd Half



## Keith Bodie, Manager

Keith Bodie, who has 27 years of professional baseball experience, will be the manager in Wichita for the second consecutive season in 2001...was the Giants Coordinator of Minor League Instruction from 1996-99...skipped the Giants Triple-A team at Phoenix in 1995...managed in the Seattle organization at San Bernardino (A) and Calgary (AAA)...led the Cannons to the PCL championship series in 1991...also managed in the Astros system at Auburn (1986), Asheville (1987) and Osceola (1988)...originally drafted in 3rd round by the New York Mets in 1974...spent 9 seasons in the Mets and Astros farm systems before beginning his coaching career at Asheville in 1983...he resides in Gilbert, Ariz., with his wife, Stacy, and daughters, Brittney and Breeana.



## Steve Crawford, Pitching Coach

Former Royals pitcher Steve Crawford begins his 2nd season as the pitching coach at Wichita in 2001...coached at Wilmington in 1998 and 1999, Spokane in 1997 and with the Gulf Coast Royals in 1996...originally signed as a non-drafted free agent by the Boston Red Sox on May 6, 1978...made his Major League debut in September, 1980...pitched for the Red Sox from 1980-87 and picked up wins in the 1986 ALCS and the 1986 World Series...pitched in parts of 3 seasons with the Royals...finished his career with a 30-23 record and a 4.17 ERA with 19 saves...Steve resides in Salina, Okla...he has 3 children, Ashley, Blake and Casey.



## Kevin Long, Hitting Coach

Kevin Long returns to the Wichita staff in 2001 for his 2nd season after serving as the manager at Spokane in 1999...led the Indians to the Northwest League Title in 1999 and was named the league's co-Manager of the Year...began his coaching career at Wilmington in 1997...originally selected in the 31st round of 1989 June Draft by KC...began his career at Eugene...played at Baseball City in 1990 and then spent the 1991-96 seasons at AA and AAA with Memphis, Wichita and Omaha...attended the University of Arizona and played on the 1986 National Championship team...he resides in Phoenix, Ariz., with his wife, Marcey, daughter, Britney and sons, Tracy and Jaron.



## Trent Stratton, Trainer

Trent will again serve as the trainer for the Double-A Wichita Wranglers in 2001...made the jump to Wichita in 2000 after serving as the trainer at Charleston in 1999...spent his first season in the Royals organization in 1998 at Gulf Coast after serving as a graduate assistant athletic trainer at Kent State University...was the athletic trainer for USA Baseball in 1997...earned Bachelor of Science Degree in Physical Education from Ball State University in 1996...received Master of Arts Degree in Sports Administration from Kent State University in 1998...Trent resides in Wichita, Kan., with his wife, Nicole.

# 2000 Wichita Wranglers

The Wranglers advanced to the Texas League semifinals before they tumbled to the Round Rock Express, 4 games to 1...Wichita posted a 76-61 record and won the West Division by 5 games over second-place Tulsa...the club finished in 1st with a 42-28 mark in the 2nd half of the season...Mike Curry and Pat Hallmark finished 1st and 2nd in Texas League in stolen bases with 52 and 41, respectively...Hallmark also finished 2nd in batting average at .326...Shawn Sedlacek paced the league with 15 wins, along with the league's 8th-best ERA at 3.66...Enrique Calero finished 7th in ERA (3.63) and 4th in strikeouts (130)...Shawn Sonnier ranked 3rd in saves at 21...Joe Caruso and Sedlacek were Texas League All-Stars.

## Hitting

PLAYER	AVG.	G	AB	R	H	2B	3B	HR	RBI	SH	SF	HP	BB	SO	SB-CS	E
Amado, Jose	.292	88	318	41	93	17	0	5	56	0	4	7	39	26	6	2
Berger, Brandon	.163	27	86	9	14	2	0	3	8	1	1	2	7	27	6	1
Brito, Juan	.257	34	105	9	27	2	0	0	10	0	2	1	11	15	2	1
Caruso, Joe	.313	108	400	69	125	26	1	13	66	5	5	16	34	45	10	5
Curry, Mike	.289	123	461	104	133	18	6	4	52	4	2	5	94	99	52	16
Dillon, Joe	.318	62	220	35	70	16	2	10	43	2	5	7	39	38	0	0
Dodson, Jeremy	.238	128	450	69	107	16	4	18	57	5	0	7	52	111	17	8
Ellis, Mark	.318	7	22	4	7	1	0	0	4	0	0	0	5	5	1	0
Febles, Carlos	.133	4	15	2	2	0	0	0	1	0	1	1	2	4	2	0
Goodwin, Curtis	.263	11	38	8	10	1	0	0	2	0	0	0	6	5	2	1
Hallmark, Pat	.326	132	479	80	156	26	3	10	79	5	6	20	52	74	41	14
Huff, Larry	.300	83	290	48	87	14	1	3	43	7	3	3	51	48	13	8
Medrano, Steve	.224	16	49	5	11	0	0	0	4	1	1	0	2	9	0	2
Metzler, Rod	.266	111	361	50	96	15	3	5	44	5	1	5	28	74	7	8
Montas, Ricardo	.216	11	37	5	8	2	0	0	3	0	0	0	0	5	0	0
Ortiz, Nick	.294	111	381	59	112	19	2	10	62	9	2	1	52	66	14	6
Phillips, Paul	.292	82	291	49	85	11	5	4	30	1	4	1	21	22	4	5
Roberge, J.P.	.242	36	124	20	30	6	0	1	13	0	0	1	10	17	1	1
Ullery, Dave	.287	62	202	22	58	9	0	5	42	2	7	1	15	47	1	2
Willis, Dave	.219	87	302	37	66	17	2	7	37	3	4	5	24	55	8	7

## Pitching

PITCHER	W-L	ERA	G	GS	CG	SHO	SV	IP	H	R	ER	HR	HB	BB	SO	WP	BK
Alston, Garvin	3-2	6.46	18	0	0	0	0	30.2	30	23	22	5	5	9	24	3	0
Austin, Jeff	2-2	2.93	6	6	1	0	0	43.0	33	16	14	3	5	4	31	2	0
Baker, Jason	4-5	6.26	17	12	0	0	0	69.0	87	50	48	8	6	35	49	6	0
Bluma, Jaime	0-0	18.00	2	0	0	0	0	2.0	3	4	4	0	0	3	2	0	0
Byrdak, Tim	0-0	5.40	4	0	0	0	0	6.2	9	4	4	1	0	3	1	0	0
Calero, Enrique	10-7	3.63	28	25	0	0	0	153.2	141	74	62	16	10	66	130	7	1
Cogan, Tony	1-1	11.57	2	0	0	0	0	2.1	6	4	3	0	0	2	1	0	0
George, Chris	8-5	3.14	18	18	0	0	0	97.1	92	41	34	5	6	51	80	2	2
Gooding, Jason	6-3	4.00	29	6	0	0	2	81.0	97	47	36	12	1	26	46	2	0
Guerrero, Junior	4-10	5.70	28	24	0	0	0	131.0	153	93	83	25	3	69	79	8	3
Huff, Larry	0-0	0.00	1	0	0	0	0	1.0	0	0	0	0	0	1	0	0	0
Lamber, Justin	5-3	6.55	43	0	0	0	2	68.2	85	54	50	8	2	58	43	6	1
MacDougal, Mike	0-1	7.71	2	2	0	0	0	11.2	16	10	10	0	1	7	9	1	0
Morrison, Robbie	3-3	3.38	34	1	0	0	5	61.1	58	30	23	6	0	29	49	5	0
Mullen, Scott	3-2	3.19	33	1	0	0	7	73.1	65	27	26	5	1	26	61	3	0
Pamus, Javier	0-0	1.80	3	0	0	0	0	5.0	5	1	1	0	0	1	1	0	0
Sedlacek, Shawn	15-6	3.66	35	16	1	0	3	140.1	153	69	57	10	12	43	81	8	2
Sonnier, Shawn	0-3	2.25	48	0	0	0	21	64.0	41	22	16	6	3	26	90	4	0
Stein, Blake	1-0	6.23	2	2	0	0	0	8.2	10	6	6	2	0	1	12	1	0
Thurman, Corey	4-5	4.83	9	9	0	0	0	50.1	46	34	27	10	3	24	47	4	1
Willis, Dave	0-0	0.00	1	0	0	0	0	1.0	0	0	0	0	0	0	0	0	0
Wilson, Kris	7-3	3.51	21	15	1	0	0	102.2	99	52	40	12	6	21	69	4	1

Operations

# Wilmington Blue Rocks



**A (Carolina League, North Division)**  
**General Manager:** Chris Kemple, Ext. 2550  
**Media Relations:** Steve Lenox, Ext. 2585

**Daniel S. Frawley Stadium (6,537)**  
801 South Madison • Wilmington, DE 19801  
(302) 888-2015 • (302) 888-2032 - FAX  
**Press Box:** 302-888-5351  
**Website:** www.bluerocks.com  
**2000 Results:** 63-76, 3rd, 1st half; 2nd, 2nd half



## Jeff Garber, Manager

Jeff Garber begins his 3rd season at Wilmington in 2001...led the Blue Rocks to the 1999 co-championship of the Carolina League...Hurricane Floyd caused the 5th and final game of the Mills Cup Championship to be cancelled...won both the 1st and 2nd half North Division Titles...managed at Spokane in 1997 and '98 and was a coach for the Indians in 1996...tied for 1st in the NWL North Division in 1998...picked in 10th round of the 1988 June Draft...played in the Royals Minor League system from 1988-95...named the Dick Houser Award winner in 2000 for his contributions to the organization as a member of the Player Development Department...received degrees from James Madison and Valdosta State...resides in Valdosta, Ga., with his wife, Michele, and children, Madison and Jackson.



## Larry Carter, Pitching Coach

Larry Carter will spend his 4th season in the organization as the pitching coach at Wilmington...served as the pitching coach at Charleston in 1999 and Lansing in 1998...was a pitching coach in the Texas-Louisiana League from 1994-97 for the Tyler Wildcatters...originally selected in the 10th round of 1986 June Free Agent Draft by the St. Louis Cardinals...played in the Cardinals system for 2 years...signed as a free agent by San Francisco on 4-28-88...named to Texas League All-Star team in 1991...appeared in 6 games with San Francisco in 1992 posting a 1-5 record and a 4.64 ERA...graduated from West Virginia State College...he and his wife, Jennifer, reside in Athens, Texas.



## Ty Gainey, Hitting Coach

Ty, in his first season in the Royals organization, joins Jeff Garber and Larry Carter on the Wilmington staff as the hitting coach...completed his 22-year playing career in 2000 with Yucatan in the Mexican League...was originally selected in 2nd round of 1979 June Free Agent Draft by the Houston Astros...made Major League debut in 1985, collecting his first hit off John Denny...also played in the Cleveland and Pittsburgh organizations...has played internationally in Mexico, Taiwan and Japan...won batting titles in 1985, 1987, 1992, 1995 and 1997...was the MVP in Japan in 1993...won the Triple Crown in 1995 with Mexico City...speaks fluent Spanish...graduated from Cheraw (S.C.) High in 1979...resides in Cheraw, S.C. with his wife, Angela and children, Justin, Johnathan and Jacob.



## Ken Forth, Trainer

Ken Forth, who joined the Royals organization in March of 1999, moves up to Class-A Wilmington in 2001...was the trainer for Spokane in 1999 and 2000...received Bachelor of Science Degree in Sports Medicine from Central Michigan in December, 1998...worked as a student athletic trainer for the Chippewas in baseball, volleyball, cross country and field hockey...Ken is single and resides in Southgate, Mich.

# 2000 Wilmington Blue Rocks

Wilmington concluded with a 63-76 mark in the Carolina League...the Blue Rocks posted a 29-41 record in the first half and a 34-35 record in the second half...Brian Sanches tossed the only no-hitter in the Carolina League in 2000 when he held Lynchburg hitless on May 2...Corey Thurman led the league with a 2.26 ERA...shortstop Mark Ellis paced the league with 146 hits, finished 2nd in the batting race with a .302 average and was named to the Carolina League All-Star Team...Brandon Berger was 5th with a .285 clip.

## Hitting

PLAYER	AVG.	G	AB	R	H	2B	3B	HR	RBI	SH	SF	HP	BB	SO	SB-CS	E
Beltran, Carlos	.308	3	13	2	4	0	1	2	6	1	1	1	0	5	0-0	0
Berger, Brandon	.285	102	379	63	108	18	4	15	71	4	3	17	40	71	12-4	3
Brito, Juan	.222	22	54	4	12	4	0	0	9	0	1	0	8	7	1-0	4
Calderon, Henry	.263	122	419	52	110	11	4	4	45	10	4	8	19	76	14-6	16
Dunn, Casey	.283	62	205	18	58	11	0	1	28	3	3	5	12	35	1-0	5
Ellis, Mark	.302	132	484	83	146	27	4	6	62	4	3	7	78	72	25-7	31
Gettis, Byron	.155	30	97	13	15	2	0	0	10	2	1	2	13	33	2-1	1
Gomez, Alexis	.254	121	461	63	117	13	4	1	33	7	1	2	45	121	21-10	14
Goodwin, David	.248	89	311	29	77	21	0	3	38	2	3	8	26	83	1-0	1
Hart, Corey	.218	88	243	45	53	6	2	1	22	6	1	2	64	62	6-6	14
Harvey, Ken	.335	46	164	20	55	10	0	4	25	0	0	7	14	29	0-2	3
Hill, Jeremy	.197	99	299	33	59	12	2	3	26	6	3	3	33	84	1-2	14
Medrano, Steve	.154	3	13	1	2	0	0	0	0	1	0	0	0	0	0-0	2
Montas, Ricardo	.277	93	314	43	87	17	0	0	36	2	4	5	42	49	6-1	5
Nelson, Eric	.211	106	370	44	78	13	4	1	28	7	4	6	34	94	10-4	26
Pagan, Carlos	.250	3	4	1	1	0	1	0	1	0	0	1	0	1	0-0	0
Ruiz, Willy	.167	8	12	1	2	1	0	0	1	0	0	0	4	3	2-0	1
Shackelford, Brian	.234	113	423	44	99	23	1	11	63	2	4	5	30	83	4-1	6
Taveras, Jose	.217	99	286	25	62	10	3	0	15	4	2	3	13	73	21-7	5

## Pitching

PITCHER	W-L	ERA	G	GS	CG	SHO	SV	IP	H	R	ER	HR	HB	BB	SO	WP	BK
Affeldt, Jeremy	5-15	4.09	27	26	0	0	0	147.1	158	87	67	7	10	59	92	17	1
Ammons, Cary	3-4	3.26	17	9	1	0	2	80.0	79	34	29	4	4	30	85	7	0
Baerlocher, Ryan	5-1	2.98	8	8	0	0	0	51.1	35	18	17	3	2	17	54	0	1
Bukvich, Ryan	0-1	18.00	2	0	0	0	0	2.0	3	4	4	0	1	5	3	1	0
Burch, Matt	5-9	5.38	32	17	0	0	0	113.2	125	82	68	11	12	59	71	5	2
Carr, Tim	1-2	3.84	45	0	0	0	0	58.2	74	35	25	2	5	27	39	2	1
Cogan, Tony	2-4	4.35	16	3	0	0	1	39.1	39	22	19	1	0	18	31	3	4
Gillfillan, Jason	3-1	1.76	12	0	0	0	1	15.1	13	6	3	0	1	13	20	2	0
King, Jim	2-2	3.29	46	0	0	0	6	52.0	48	19	19	2	2	11	45	4	0
Kurtz-Nicholl, Jesse	0-1	5.00	8	0	0	0	0	9.0	10	9	5	1	0	8	12	0	1
MacDougal, Mike	9-7	3.92	26	25	0	0	1	144.2	115	79	63	5	14	76	129	2	4
Pamus, Javier	2-3	5.82	32	0	0	0	0	43.1	56	35	28	0	2	18	19	4	0
Pederson, Justin	8-6	4.74	47	0	0	0	9	68.1	64	42	36	4	5	34	66	4	2
Roberts, Mike	0-0	3.30	31	0	0	0	5	43.2	39	17	16	3	3	18	30	1	1
Sanches, Brian	6-12	3.53	28	27	2	1	0	158.0	132	77	62	9	15	69	122	11	3
Snyder, Kyle	0-0	0.00	1	1	0	0	0	0.0	0	1	0	0	0	1	0	0	0
Stein, Blake	0-0	6.75	2	2	0	0	0	5.1	6	4	4	1	0	2	12	1	1
Stein, Ethan	2-3	4.35	26	2	0	0	2	41.1	35	23	20	3	0	10	25	4	0
Thurman, Corey	10-5	2.26	19	19	1	0	0	115.2	97	33	29	6	4	46	96	7	0

# Burlington Bees



**BURLINGTON**  
**Bees**

**A (Midwest League, Western Division)**

**General Manager:** Chuck Brockett

**Media Relations:** Randy Wehofer

**Community Field (3,502)**

2712 Mt. Pleasant Street, • Burlington, Iowa 52601

(391) 754-5705 • (319) 754-5882 - FAX

**Press Box:** 319-754-5705

**Website:** www.gobees.com

**2000 Results:** 53-80, 7th, 1st half; 4th, 2nd half  
(Charleston Alley Cats)



## **Joe Szekely, Manager**

After serving as the manager at Charleston in the South Atlantic League in 2000, Joe will skipper the Royals new Class-A affiliate in Burlington in 2001...was a coach at Spokane in 1999...originally drafted by the Royals in 2nd round of the 1982 June Draft...played in the organization for 2 years, followed by a 7-year stint in the Dodgers Minor League system...coached in the Braves system from 1992-93...was the Roving Catching Coordinator in 1994 and 1995...spent 1997 with the Colorado Silver Bullets and 1998 as a coach for the Somerset Patriots...majored in Physical Education at Texas A&M University...he resides in New Braunfels, Texas with his wife, Kim, and daughters, Shelby and Morgan.



## **Jose Bautista, Pitching Coach**

Jose Bautista enters his 1st season in the Royals organization as the pitching coach for the Bees in 2001...completed a 20-year playing career in 1999 with Monterey in the Mexican League...was originally signed by the New York Mets in 1981...was acquired by Baltimore on 12-7-87...made his Major League debut on 4-9-88 at Cleveland...earned his first Major League win vs. California on 5-17-88...also pitched in the Major Leagues with the Chicago Cubs, San Francisco, Detroit and St. Louis...finished with a 32-42 career mark and a 4.62 ERA in 312 games...pitched at the Royals Triple-A affiliate in Omaha in 1992...graduated from Bani (PR) High in 1981...Jose, 36, resides in Miami, Fla., with his wife, Lea, and children Leo, Jose and Jessenia.



## **Terry Bradshaw, Hitting Coach**

Terry Bradshaw will spend his 2nd year in the organization as the hitting coach for the Burlington Bees...after a 10-year playing career Terry moved to the coaching ranks as the hitting coach for Charleston in 2000...played for the Royals at Omaha in 1998 before finishing his career with Montreal's Triple-A team at Ottawa in 1999...originally drafted in 9th round by St. Louis in 1990...spent 8 years in the Cardinals organization...named to the Florida State League All-Star team in 1993 and Texas League All-Star team in 1994...made Major League debut on 5-4-95 vs. Houston...played in 34 games with St. Louis in 1995 and 1996...Terry, 31, resides with his wife, Cynthia, and son, Montae, in Prince George, Va.



## **Joe Bishop, Trainer**

Joe Bishop will serve as the trainer in Burlington in 2001, his third stop in the last 3 years...was the trainer at Charleston in 2000 and at Gulf Coast during the 1999 campaign...was an assistant athletic trainer for the Twins rookie league team in 1998...also worked for the Tupelo T-Rex hockey club during the 1998 campaign...received Bachelor of Science Degree in Exercise and Sport Science from the University of Florida and Master's Degree in Wellness from the University of Mississippi...he resides in Oxford, Miss.

# 2000 Charleston Alley Cats

The Alley Cats finished with a 53-80 record in their 2nd and final season as a Royals affiliate...Charleston improved to a 29-33 second half mark, but still remained in 4th place in the Northern Division, 12 games behind first-place Piedmont...Ryan Baerlocher paced the league with a 2.14 ERA...Donovan Ross ranked 5th in the league in on-base percentage (.406) and slugging percentage (.494)...after the season's end, the Royals changed their Class-A affiliate from Charleston to the Burlington (Iowa) Bees.

## Hitting

PLAYER	AVG.	G	AB	R	H	2B	3B	HR	RBI	SH	SF	HP	BB	SO	SB-CS	E
Alvarez, Henry	.200	10	30	2	6	2	0	1	2	0	0	0	2	9	0-0	0
Baker, Jacob	.203	88	295	26	60	12	3	3	26	0	3	0	37	99	3-2	5
Clay, Mike	.237	71	228	17	54	8	1	3	18	1	4	8	18	33	1-1	16
Cordova, Ben	.198	26	86	11	17	4	1	0	7	2	0	0	13	24	1-0	1
Freitas, Jeremy	.241	59	187	27	45	9	5	9	31	1	3	1	34	47	1-0	1
Gettis, Byron	.215	94	344	43	74	18	3	5	50	2	4	11	31	95	11-7	4
Gonzalez, Julian	.211	16	57	6	12	2	0	1	5	1	0	2	1	18	1-0	3
Guzman, Juan	.175	19	63	5	11	2	1	0	2	0	0	1	10	24	2-3	7
Hopper, Norris	.280	116	454	70	127	20	6	0	29	4	1	4	51	55	24-10	14
Johnson, Brian	.219	61	201	15	44	13	0	0	21	3	5	10	8	39	1-1	12
Lora, Thomas	.203	105	359	39	73	13	1	0	18	5	1	4	26	86	30-12	25
Matthews, Michael	.000	1	4	0	0	0	0	0	0	0	0	0	0	1	0-0	0
McAuley, Jim	.244	53	160	21	39	5	1	1	23	3	1	3	23	44	4-1	8
Medrano, Steve	.215	44	163	30	35	3	0	0	9	4	1	1	24	28	5-1	5
Mercado, Wilkins	.276	42	145	12	40	8	2	2	22	1	1	2	15	45	0-0	7
Neubart, Adam	.273	34	128	24	35	4	2	0	13	1	1	4	14	29	9-4	4
Ramirez, Charlie	.222	16	54	3	12	1	1	0	5	0	0	0	0	8	0-0	3
Raymundo, Gregg	.276	85	268	29	74	11	1	3	35	1	2	8	34	61	0-1	7
Ross, Donovan	.303	105	360	54	109	20	5	13	61	5	1	7	56	72	1-4	14
Ruiz, Willy	.243	77	272	32	66	4	2	0	24	4	3	2	28	35	18-8	19
Santana, Emanuel	.140	38	129	13	18	3	0	1	13	1	0	3	19	30	1-0	3
Santos, Chad	.209	59	187	16	39	9	2	4	18	2	1	0	27	62	0-1	7
Tonis, Mike	.200	28	100	10	20	8	0	0	17	1	2	1	9	22	1-0	5

## Pitching

PITCHER	W-L	ERA	G	GS	CG	SHO	SV	IP	H	R	ER	HR	HB	BB	SO	WP	BK
Baerlocher, Ryan	5-6	2.14	19	19	0	0	0	113.2	88	43	27	6	3	33	139	5	0
Baranowski, Brannon	1-1	5.09	10	0	0	0	0	17.2	22	14	10	4	0	13	19	0	0
Bass, Brian	0-0	6.75	1	1	0	0	0	4.0	6	3	3	0	0	0	1	0	0
Bukvich, Ryan	0-0	1.88	11	0	0	0	4	14.1	6	3	3	0	1	7	17	1	0
Coa, Jesus	4-9	4.63	21	12	0	0	1	81.2	98	65	42	9	3	41	34	3	2
Cogan, Tony	6-2	1.83	13	13	0	0	0	78.2	65	19	16	3	5	14	51	5	1
Douglass, Ryan	6-14	4.02	27	27	2	0	0	159.0	174	88	71	9	6	34	105	6	1
Field, Nathan	1-2	2.23	17	0	0	0	0	36.1	28	10	9	2	2	15	31	3	1
Garcia, Raul	0-5	4.69	40	0	0	0	0	55.2	63	35	29	5	5	28	57	4	0
Gehrke, Jay	1-4	3.75	43	0	0	0	4	60.0	50	36	25	3	2	42	38	4	1
Gillilan, Jason	1-2	4.20	30	0	0	0	7	45.0	45	24	21	3	4	21	44	4	0
Gobble, Jimmy	12-10	3.66	25	25	3	2	0	145.0	144	75	59	10	4	34	115	1	1
Kaanoi, Jason	0-1	4.29	4	4	0	0	0	21.0	23	13	10	0	0	11	9	1	0
Kurtz-Nicholl, Jesse	3-1	2.56	29	0	0	0	1	38.2	29	13	11	2	2	17	31	3	0
Obermueller, Wes	3-0	1.14	8	7	0	0	0	31.2	19	6	4	0	3	5	29	1	0
Pichardo, Carlos	5-6	3.96	34	9	0	0	2	91.0	98	52	40	4	4	35	59	5	3
Rincones, Rafael	0-6	9.00	6	6	0	0	0	27.0	42	31	27	6	1	14	24	2	0
Stiles, Brad	1-5	6.45	6	4	0	0	0	22.1	25	19	16	3	3	12	11	3	0
Stodolka, Michael	0-0	7.71	1	1	0	0	0	4.2	3	4	4	0	0	4	0	0	0
Turner, Kyle	2-3	5.63	8	5	0	0	0	32.0	42	25	20	1	2	14	29	3	0
Yen, Buddy	1-1	5.09	29	0	0	0	0	35.1	35	30	20	2	5	29	38	6	0
Zurita, Antonio	1-2	5.76	14	0	0	0	1	25.0	29	20	16	0	2	11	14	4	1

# Spokane Indians



**Short A (Northwest League, North Division)**  
**VP & General Manager:** Paul Barbeau

**Avista Stadium (7,200)**  
602 North Havana • Spokane, WA 99202  
(509) 535-2922 • (509) 534-5368 - FAX  
**Press Box:** 509-535-7385  
**Website:** [www.spokaneindiansbaseball.com](http://www.spokaneindiansbaseball.com)  
**2000 Results:** 38-38, 3rd



## **Tom Poquette, Manager**

Tom Poquette will skipper the Indians for the 2nd consecutive season in 2001 after piloting Charleston in 1999...was the Royals Major League hitting coach for part of the 1997 season and 1998...was the Minor League Hitting Instructor in 1996 and the beginning of 1997...coached at Omaha in 1994 and 1995...managed from 1991-93 at Eugene, Appleton and Memphis...named Manager of the Year in Northwest League in 1991 and Midwest League in 1992...earned Dick Howser Award following the 1991 campaign...originally selected by the Royals in 1970 draft...made Major League debut in 1973...earned Royals Rookie of the Year honors in 1976...played 7 big league seasons posting a .268 batting average...he resides in Eau Claire, Wis., and has 2 children, Tommy Jr. and Renee.



## **Randy Smith, Pitching Coach**

Randy Smith returns in 2001 for his 3rd season as the pitching coach in Spokane...served as a part-time scout for the Atlanta Braves for 10 years...was the pitching coach for the Braves rookie league club at Idaho Falls from 1989-1991...has been the head baseball coach and physical education instructor at the Senath-Hornersville School in Arkansas since 1995...received Bachelor of Science and Master of Science Degrees in Physical Education from Arkansas State University...he resides in Paragould, Ark., with his wife, Sherri, and children, Tyler and Megan.



## **Hugh Walker, Hitting Coach**

Hugh Walker, the Royals 1st round draft pick in the 1988 June Free Agent Draft, begins his professional coaching career as the hitting coach in Spokane in 2001...played in the Royals organization from 1988-94...top season came in 1993 when he hit 21 home runs with 71 RBI at Wilmington...was the MVP of the Independent Northeast League in 1995...won the Independent Big South League batting title in 1997...served as an assistant coach at Nettleton High in Jonesboro, Ark., and for the Jonesboro Riceman American Legion club...he resides in Jonesboro, Ark., and has 2 daughters, Alana and Felicia.



## **Jeremy Clipperton, Trainer**

Jeremy Clipperton begins his first season in the Royals organization as the trainer for Spokane in 2001...spent the 2000 season as the athletic trainer for the Seattle Mariners Rookie League team in Peoria, Ariz...prior to joining the Mariners he attended Truman State University in Kirksville, Mo., and served as a Student Athletic Trainer for baseball, basketball, cross-country, track, wrestling and football...worked for the San Diego Padres Class-A club in Clinton, Iowa as an athletic trainer intern in 1998...received his Bachelor of Science Degree in Exercise Science in 1999 from Truman State...he resides in Scottsdale, Ariz.

# 2000 Spokane Indians

Spokane ended with a 38-38 record to finish in third place in the North Division of the Northwest League, just 3 games behind Yakima and Boise...Chad Santos had a league-leading 14 home runs and 32 extra base hits, and tied for 2nd with 47 RBI...Ben Cordova paced the league with 20 doubles, while Santos ranked 3rd...Marco Cunningham finished in the top 5 in stolen bases (2nd) and on-base percentage (4th)...Justin Cowan (4th) and Abel Martinez (6th) landed in the league's top 10 in batting average...Brad Stiles tied for 2nd in the league in wins with 8.

## Hitting

PLAYER	AVG.	G	AB	R	H	2B	3B	HR	RBI	SH	SF	HP	BB	SO	SB-CS	E
Alvarez, Henry	.183	21	60	10	11	3	0	0	4	1	0	3	3	29	0-0	3
Cordova, Ben	.236	67	242	43	57	20	1	5	34	1	2	0	41	54	6-2	9
Cowan, Justin	.312	48	189	24	59	12	0	3	31	2	5	2	18	32	3-2	3
Cunningham, Marco	.277	75	282	58	78	16	4	2	42	9	1	10	54	51	31-7	3
Devine, Rich	.281	24	57	15	16	1	0	0	8	0	0	2	11	11	12-2	1
Felix, Hersy	.137	50	131	17	18	6	0	2	10	1	0	4	11	39	0-0	4
Fenster, Darren	.236	60	182	30	43	5	1	1	23	4	3	1	32	34	4-2	11
Gemoll, Justin	.314	9	35	8	11	2	0	1	5	0	0	3	4	10	0-0	3
Guzman, Juan	.197	34	71	8	14	1	2	1	9	3	0	1	10	22	0-3	2
Hattenburg, Ray	.233	64	202	28	47	5	0	1	26	0	3	12	27	55	2-2	11
Herzog, Jason	.262	29	84	12	22	3	0	1	8	2	0	1	6	29	1-0	7
Keppinger, Billy	.276	51	152	22	42	11	0	2	21	0	2	1	18	32	4-2	4
Martinez, Abel	.308	62	247	30	76	4	3	1	31	0	1	1	17	29	5-5	14
Melebeck, Aaron	.283	47	166	23	47	6	0	1	23	5	4	6	26	31	8-3	8
Santos, Chad	.251	73	267	40	67	18	0	14	47	3	0	2	36	103	1-0	13
Sarna, Ken	.250	1	4	0	1	0	0	0	0	0	0	0	2	0	0-0	0
Smiley, Jermaine	.222	51	153	19	34	3	1	0	17	4	1	1	25	56	2-0	1
Walter, Scott	.114	13	35	2	4	1	0	0	2	1	1	0	1	10	1-0	0

## Pitching

PITCHER	W-L	ERA	G	GS	CG	SHO	SV	IP	H	R	ER	HR	HB	BB	SO	WP	BK
Baker, Joey	4-4	5.43	14	14	0	0	0	63.0	77	48	38	5	4	25	31	3	0
Baranowski, B.	2-0	2.45	19	0	0	0	2	36.2	20	14	10	1	1	24	44	5	1
Bukvich, Ryan	2-0	0.64	10	0	0	0	2	14.0	5	1	1	0	1	9	15	1	0
Bullinger, Trey	2-1	3.63	16	0	0	0	0	22.1	23	9	9	2	1	15	38	1	0
Ferguson, Ian	5-6	3.28	15	15	0	0	0	71.1	76	38	26	6	4	16	66	9	1
Fingers, Jason	1-2	3.68	18	0	0	0	2	29.1	35	18	12	1	0	11	24	4	0
Keppinger, Billy	0-0	0.00	1	0	0	0	0	0.2	0	0	0	0	0	0	0	0	0
Mangrum, Micah	0-3	2.75	20	0	0	0	0	39.1	35	14	12	2	2	10	39	2	0
Martinez, Carlos	1-1	6.17	21	0	0	0	0	35.0	36	24	24	3	4	22	26	2	2
McClellan, Zach	2-3	3.58	13	13	0	0	0	55.1	52	24	22	1	4	29	46	3	1
Metzger, Jon	2-6	3.92	13	12	0	0	0	62.0	46	32	27	0	3	34	64	5	5
Natale, Michael	2-1	1.32	23	0	0	0	8	41.0	30	7	6	0	1	13	43	4	0
Newell, Mark	3-3	2.25	19	1	0	0	2	40.0	32	14	10	0	3	12	35	5	1
Rincones, Rafael	2-1	2.89	18	0	0	0	3	28.0	26	11	9	2	1	17	37	1	1
Stiles, Brad	8-3	3.78	15	15	0	0	0	78.2	76	42	33	3	7	39	44	6	0
Thomas, Jebson	1-0	5.57	14	1	0	0	0	21.0	20	16	13	0	2	19	20	9	1
Turner, Kyle	1-3	5.56	5	5	0	0	0	22.2	29	16	14	1	1	11	16	1	0
Wilkerson, Wes	0-1	9.72	12	0	0	0	0	16.2	24	19	18	2	2	9	8	1	0

# Gulf Coast Royals



**Rookie (Gulf Coast League, East Division)**

**Baseball City Stadium (8,000)**

300 Stadium Way • Davenport, FL 33837

(863) 424-7276 • (863) 424-3094 - FAX

**Press Box:** (863) 424-7250

**2000 Results:** 20-40, 4th



**Lino Diaz, Manager**

Former Royals minor league player Lino Diaz returns to the organization in 2001 as the manager for the Gulf Coast Royals...spent the last 3 seasons in the Cincinnati Reds organization...was originally drafted in the 30th round of the 1993 June Free Agent Draft by the Royals...played in the KC system from 1993-97...batted .294 with 21 home runs and 231 RBI in 504 career games...graduated Benigno Thomas Argote High in Chiriqui, Panama in 1989...attended UNLV...Lino, 30, resides in Bradenton, Fla., with his wife, Stacey, and sons, Chase and Tristan.



**Jaime Garcia, Pitching Coach and Latin America Pitching Instructor**

Jaime begins his 2nd season with the Royals as a pitching coach at Gulf Coast and 1st season as the Latin America Pitching Instructor...was the Rangers pitching coach in the Gulf Coast League in 1998 and Florida State League in 1999...was the pitching coach at Beloit in the Milwaukee system in 1997...coached in the White Sox organization from 1988-96 at Gulf Coast, South Bend and Prince William...received B.S. Degree from Lewis University (Romeoville, Ill.) and M.S. Degree from Indiana State University...Jaime, 50, resides in Sarasota, Fla. with his wife, Julianne, and children, Jacquelyn, Jaime Nicole and Matthew.



**Bob Herold, Hitting Coach**

Bob Herold rejoins the Royals organization in 2001...he also serves as the Head Baseball Coach at the University of Nebraska-Omaha...spent 9 years with the Royals from 1991-99 managing at Gulf Coast, Spokane and Lansing...was also a coach at Omaha in 1992 and 1999...led his team to the Gulf Coast League title in 1995 and Midwest League title in 1997...began his professional playing career with Kansas City in 1971 at Kingsport...received Bachelor's Degree from UNO and Master's Degree from the University of Nebraska-Lincoln...Bob, 52, resides in Omaha, Neb., with his wife, Sondra, and children, Haley, Kiley and Riley.



**Jose Tartabull, Hitting Coach**

Jose Tartabull begins his 13th season in the Kansas City organization and his 11th as a coach for the Gulf Coast Rookie League club...was honored with the 11th Annual Dick Hower Award following the 1997 season...spent the 1989 and 1990 seasons as a scout and instructor for the Royals...played for the Kansas City Athletics, Boston and Oakland during his 9-year career...hit .261 in 749 career games from 1962-70 with 107 RBI and 81 stolen bases...played on the Red Sox 1967 World Series club...son, Danny, played for Royals from 1987-91...Jose, 62-years old, resides in Miami Lakes, Fla.

**Chris Granger, Trainer**

Chris Granger begins his first season with the Royals as an Athletic Trainer...worked with the Royals training staff during spring training as a volunteer from 1995-99...also volunteered with New Orleans, Houston's Triple-A club, in 1997 and San Antonio, the Dodgers Double-A club, in 1996...received Bachelor's Degree in Kinesiology from the University of Texas...is currently working on his Master's Degree at Southern Mississippi where he is a graduate assistant athletic trainer...Chris, 21, graduated from Judson High in Converse, Texas and resides in Lake Alfred, Fla.

# 2000 Gulf Coast Royals

The Royals posted a 20-40 record in the Eastern Division of the Gulf Coast League...Samuel Lopez ranked 3rd in the league with 11 saves...Christopher Feares paced the team with 13 stolen bases...Rafael Garica led the pitching staff with 4 wins and a 3.25 ERA.

## Hitting

PLAYER	AVG.	G	AB	R	H	2B	3B	HR	RBI	SH	SF	HP	BB	SO	SB-CS	E
Ayala, Odannis	.267	37	101	20	27	2	3	0	9	1	2	5	27	20	4-1	0
Bartee, Khareth	.221	45	140	10	31	5	0	0	7	2	0	4	10	33	9-1	2
Beltran, Carlos	.500	1	4	3	2	1	0	1	1	0	0	0	1	0	0-0	0
Borges, Luis	.229	43	144	12	33	3	1	0	14	2	2	0	12	11	1-3	8
Castro, Javier	.229	44	140	18	32	2	1	0	8	3	0	3	8	40	5-2	1
Cotto, Luis	.180	46	133	17	24	2	0	0	6	3	1	4	23	25	5-1	18
Cuevas, Alvin	.115	21	52	5	6	0	1	0	4	1	0	0	8	18	0-0	3
Durand, Jose	.152	37	99	8	15	5	0	0	3	0	1	1	18	29	1-1	1
Escobar, Luis	.116	20	43	9	5	2	0	0	2	1	0	1	10	10	0-0	1
Farris, Brant	.218	45	133	13	29	5	0	0	14	5	1	4	21	19	0-1	4
Feares, Christopher	.208	44	144	19	30	2	0	0	10	2	1	2	14	22	13-4	0
Febles, Carlos	.333	1	3	0	1	1	0	0	0	0	0	0	1	0	1-0	0
Laureano, Wilfredo	.211	46	147	9	31	4	0	3	24	1	3	2	11	28	2-0	3
Matthews, Michael	.242	35	120	11	29	4	1	0	21	2	1	1	7	24	1-0	2
Rodgers, Mackeel	.209	26	91	14	19	3	1	1	6	0	0	3	12	18	2-5	9
Russell, Byron	.200	47	140	12	28	4	0	3	19	3	0	1	18	35	3-0	4
Smiley, Jermaine	.471	6	17	5	8	1	0	0	3	0	0	1	9	3	3-1	0
Suárez, Victor	.189	47	127	10	24	1	2	1	7	1	2	2	17	30	0-3	16

## Pitching

PITCHER	W-L	ERA	G	GS	CG	SHO	SV	IP	H	R	ER	HR	HB	BB	SO	WP	BK
Arias, Miguel	1-3	3.95	18	1	0	0	2	27.1	26	20	12	0	3	17	17	7	0
Armitage, Barry	0-1	1.80	5	3	0	0	0	10.0	9	3	2	0	0	1	10	0	0
Bass, Brian	3-5	3.89	12	9	0	0	0	44.0	36	27	19	0	9	18	44	10	0
Delgado, Joseph	0-1	11.57	1	1	0	0	0	2.1	4	3	3	0	0	4	2	0	0
Fussell, Chris	0-1	2.45	2	2	0	0	0	3.2	6	5	1	0	2	2	6	0	0
Garcia, Rafael	4-4	3.25	13	6	0	0	0	44.1	34	22	16	1	3	24	55	4	1
Hamilton, Charles	0-1	5.63	3	2	0	0	0	8.0	10	5	5	1	1	2	7	1	0
Kaano'i, Jason	2-1	0.56	4	4	0	0	0	16.0	13	2	1	0	0	2	20	2	1
Lopez, Samuel	1-1	3.29	23	0	0	0	11	27.1	23	12	10	1	7	13	25	2	0
Middleton, Kyle	0-2	14.85	15	1	0	0	0	20.0	32	34	33	2	0	17	14	6	0
Ortega, Orlando	1-4	5.34	20	0	0	0	1	32.0	33	23	19	0	1	22	41	1	2
Parker, Dwayne	0-2	4.22	12	0	0	0	0	21.1	22	10	10	0	2	19	31	4	0
Reyes, Hipolito	2-1	2.19	9	8	0	0	0	37.0	28	14	9	1	8	22	23	3	0
Rosa, Elias	1-0	4.91	6	1	0	0	0	11.0	15	8	6	0	2	9	4	1	0
Rosado, Hector	1-3	2.88	14	1	0	0	0	25.0	15	12	8	2	0	8	18	0	0
Sanchez, Elby	2-2	5.02	19	2	0	0	0	28.2	25	17	16	2	2	23	25	3	0
Saye, Trey	0-1	6.94	8	0	0	0	0	11.2	10	10	9	0	3	7	11	6	0
Snyder, Kyle	0-0	0.00	1	1	0	0	0	2.0	1	0	0	0	0	0	4	0	0
Stodolka, Mike	0-3	2.68	9	6	0	0	0	37.0	31	18	11	1	2	16	32	3	1
Velazquez, Reinaldo	1-0	5.63	6	2	0	0	0	16.0	15	11	10	0	0	8	15	0	0
Wrightsmann, Dustin	1-3	5.64	8	5	0	0	0	22.1	25	14	14	3	0	12	15	1	2
Zurita, Thomas	0-1	3.90	11	5	0	0	0	32.1	35	17	14	1	6	10	18	2	0

# Salcedo Royals



**Rookie (Dominican Summer League, Cibao)**  
**General Manager:** Luis Silverio

**Ignacio Reynoso Stadium (2,000)**  
 Salcedo, Dominican Republic  
 (809) 577-2370  
**2000 Results:** 24-44, 5th



## Julio Bruno, Manager

Julio Bruno will begin his first year as a manager piloting Salcedo in the Dominican Summer League...had an 11-year playing career from 1990-2000...was signed as a non-drafted free agent by the San Diego Padres organization on 11-7-89...played in the Padres system for 7 years before becoming a free agent on 10-15-96...signed with the Detroit Tigers and played the 1997 season at Double-A...reached the Triple-A level in 1994, 1995 and 1996...played in the Mexican League with Tabasco from 1998-2000...posted a .278 career batting average in 1,177 minor league games with 50 home runs and 519 RBI...Julio, 28, resides in Puerto Plata, DR, with his wife, Francia, and daughter, Priscilla.



## Oscar Martinez, Pitching Coach

Oscar Martinez begins his 19th year with the Royals organization...managed Salcedo the past 3 seasons, was a coach at Salcedo in 1997 and managed the club in 1995 and '96...was a scout and coach in the Dominican Republic from 1986-94...began his career with the Royals in 1974 when he was signed as a non-drafted free agent ...played at the Royals Academy in 1974 and at Sarasota in 1975...played in the Winter Dominican League from 1976-83 and managed from 1982-84...also scouted for the Royals in 1981...resides in Villa Olimpica, Santiago, DR, with his wife, Lourdes, and children, Oscarina, Oscar and Nekin.



## Pablo Paredes, Coach

Pablo Paredes will assist in the coaching duties at Salcedo in the Dominican Summer League for the 7th consecutive year in 2001...began his professional baseball career as a catcher in 1988 when he was signed as a non-drafted free agent by the Seattle Mariners organization...signed by the Atlanta Braves in 1990 and played in their minor league system for 2 years...Pablo, 33-years old, resides in Nagua, DR, with his wife, Evelia.

## Ewing M. Kauffman Award

The Royals recognize a Scouting Department employee for outstanding contributions to the organization.

1970 - Art Stewart	1981 - Joe Sparks	1992 - Chuck McMichael
1971 - Rosey Gilhousen	1982 - Gene Lamont	1993 - Terry Wetzel
1972 - Dale McReynolds	1983 - Art Stewart	1994 - Luis Silverio
1973 - Spider Jorgenson	1984 - Al Kubski	1995 - Tony Levato
1974 - Tom Ferrick	1985 - Dick Balderson	1996 - Allard Baird
1975 - John Sullivan	1986 - Ken Gonzales	1997 - Wil Rutenschroer
1976 - Bill Fisher	1987 - Carl Blando	1998 - Steve Flores
1977 - Al Diez	1988 - Jerry Stephens	1999 - Jeff McKay
1978 - Art Lilly	1989 - Brian Murphy	2000 - Luis Silverio
1979 - Gary Blaylock	1990 - No Award	
1980 - Chris Rice	1991 - Bob Carter	

# 2000 Salcedo Royals

Salcedo, the Royals Summer Dominican League club, finished with a 24-44 record and a 5th place finish in the Cibao Division in 2000. Jonathan Guzman led the Royals in hitting and home runs posting a .315 average with 5 HR and 30 RBI. Henry DeJesus paced the club with 31 RBI and finished 2nd with 36 walks. Runelvys Hernandez led the Salcedo staff with 7 wins and a 2.25 ERA in 14 games.

## Hitting

PLAYER	AVG.	G	AB	R	H	2B	3B	HR	RBI	SH	SF	HP	BB	SO	SB-CS	E
Amado, Eddie	.288	49	153	24	44	9	1	1	26	2	2	9	7	14	8-7	-
Batista, Jose	.254	54	170	27	48	13	1	3	26	0	3	8	12	27	6-4	-
Colon, Oscar	.214	39	117	12	25	0	0	1	16	2	1	1	14	26	2-3	-
DeJesus, Henry	.276	56	192	32	53	19	2	2	31	0	2	1	36	54	5-4	-
Figuerero, Anibal	.280	55	211	24	59	7	3	1	16	3	2	3	13	59	9-5	-
Gonzalez, Luis	.221	47	149	15	33	5	1	1	16	2	0	8	9	39	3-3	-
Guzman, Jonathan	.315	67	251	89	79	12	4	5	30	1	2	5	38	70	45-16	-
Herrera, Juan	.157	45	115	15	18	2	0	0	5	2	0	3	6	31	2-4	-
Martinez, Hector	.147	35	75	10	11	2	0	1	3	1	0	4	14	32	9-5	-
Morillo, Luis	.169	33	83	10	14	0	1	1	4	0	1	0	5	26	7-1	-
Pereyra, Joel	.134	34	97	6	13	3	0	1	10	0	0	4	2	25	1-8	-
Perez, Junior	.231	43	108	14	25	5	5	0	19	2	2	3	14	35	6-1	-
Rivas, Jesus	.234	60	214	32	50	10	3	4	27	3	1	12	14	54	14-12	-
Rodriguez, Alexander	.259	68	247	38	64	8	3	0	11	2	0	9	13	59	15-11	-
Salazar, Darwinson	.197	21	61	13	12	3	1	0	5	1	0	1	5	20	2-1	-

## Pitching

PITCHER	W-L	ERA	G	GS	CG	SHO	SV	IP	H	R	ER	HR	HB	BB	SO	WP	BK	
Calbajar, Jose	1-1	3.45	12	0	0	0	0	1	15.2	11	9	6	0	2	13	6	5	0
Encarnacion, Alexis	0-2	3.82	20	0	0	0	1	35.1	42	18	15	1	2	15	20	3	0	
Hernandez, Runelvys	7-3	2.25	14	10	0	0	1	72.0	57	25	18	0	4	18	70	4	0	
Made, Julian	0-3	6.19	15	5	0	0	0	36.1	50	31	25	2	3	23	25	5	5	
Medina, Isaac	1-3	5.25	15	0	0	0	0	24.0	27	19	14	2	0	9	25	6	0	
Nunez, Kelvin	2-2	3.79	17	9	0	0	0	59.1	68	40	25	1	9	12	27	7	0	
Pena, Geronimo	1-6	4.08	15	15	0	0	0	75.0	85	61	34	2	13	19	48	7	0	
Rodriguez, Jose	0-2	7.22	19	1	0	0	0	28.2	40	27	23	3	3	17	12	8	0	
Romero, Jose	0-2	2.41	27	0	0	0	3	33.2	31	19	9	2	1	16	23	6	2	
Sanz, Michael	4-4	3.55	19	8	0	0	0	58.1	50	37	23	0	8	29	43	7	2	
Sosa, Pedro	1-4	8.47	18	0	0	0	3	17.0	26	24	16	1	3	13	8	4	0	
Vasquez, Jorge	2-8	4.54	23	7	0	0	0	73.1	76	48	37	5	6	19	70	8	1	
Velasquez, Reynaldo	1-1	5.40	3	3	0	0	0	15.0	17	14	9	0	1	3	10	0	2	

## Royals First Round June Draft Selections

Year	Player	Pick	Year	Player	Pick
1968	No Selection		1986	Anthony Clements (INF)	24
1969	John Simmons* (P)	23	1987	Kevin Appier (P)	9
1970	Rex Goodson (C)	8	1988	Hugh Walker (OF)	18
1971	Roy Branch (P)	5	1989	Brent Mayne (C)	13
1972	Jamie Quirk (INF)	18	1990	No Selection	
1973	Lew Olsen (P)	9	1991	Joe Vitiello (OF)	7
1974	Willie Wilson (OF)	18	1992	Michael Tucker (INF)	10
1975	Clint Hurdle (OF)	9	1992	Jim Pittsley (P)	17
1976	Ben Grzybek (P)	18	1993	Jeff Granger (P)	5
1977	Michael Jones (P)	21	1994	Matt Smith (1B/P)	16
1978	Buddy Biancalana (INF)	25	1995	Juan LeBron (OF)	19
1979	Atlee Hammaker (P)	21	1996	Dermal Brown (OF)	14
1980	Frank Wills (P)	16	1997	Dan Reichert (P)	7
1981	David Leeper (OF)	23	1998	Jeff Austin (P)	4
1982	John Morris (OF)	10	1998	Matt Burch (P)	30
1983	Gary Thurman (OF)	21	1999	Kyle Snyder (P)	7
1984	Scott Bankhead (P)	16	1999	Mike MacDougal (P)	25
1985	Brian McRae (INF)	17	2000	Mike Stodolka (P)	4

\*Did not sign

# 2001 Minor League Staff



## **Joe Jones, Supervisor of Minor League Field Operations**

Joe Jones, in his 39th year in baseball, rejoins the Royals organization in 2001...spent the last 4 seasons as the first base coach for the Pittsburgh Pirates...began his career with the Royals in 1979 as a manager at Jacksonville...managed Sarasota from 1980-83 and 1985...was the roving infield/baserunning instructor in 1984 and 1986 and the Kansas City first base coach in 1987 before assuming the duties of Coordinator of Instruction from 1988-96...prior to joining the Royals he was a manager in the Chicago White Sox system from 1970-78...played in the minor leagues from 1963-69...was a member of the 1962 National Championship team at the University of Michigan...Joe, 59, resides in Sarasota, Fla., with his wife, Carole...they have 2 sons, Ken and Tom.



## **Mike Jirschele, Coordinator of Instruction**

Mike Jirschele returns for his 3rd season as the Coordinator of Instruction in 2001...was the Infield Instructor in 1998 after managing in the Royals system the previous 6 years...managed Omaha (1995-97), Wilmington (1994), Rockford (1993) and Gulf Coast (1992)...led the Blue Rocks to the Mills Cup Championship in 1994 finishing with a 94-44...was named Manager of the Year in the Carolina League...also named Manager of the Year in the Gulf Coast League in 1992 after leading the Royals to a 41-18 record...named the Dick Howser Award winner in 1992 and 1994...originally selected in 5th round of 1977 draft by Texas...signed with the Royals in 1988...resides in Clintonville, Wis., with his wife, Sheri, and children, Jeremy, Jennifer and Justin.



## **Ron Clark, Infield Instructor**

Ron Clark begins his 41st year in baseball as the Royals Infield Instructor in 2001, after working the last 3 years as the Royals Advance Scout...played in 230 Major League games from 1966-75 with Minnesota, the Seattle Pilots, Oakland, Milwaukee and Philadelphia...coached and managed in the Philadelphia organization from 1976-85...was the White Sox Director of Instruction in 1987 and 3rd base coach from 1988-90...served as the Bench Coach for Seattle in 1991 and Cleveland in 1992 and 1993...was the Field Coordinator for the Chicago Cubs in 1994 and the Manager for their Triple-A club in Iowa in 1995 and 1996...Ron, 57, resides in Largo, Fla., with his wife, Cathy...they have a daughter, Christi, and 2 grandchildren, Alec and Kaylee.



## **Andre David, Hitting Instructor**

Andre David begins his 4th year in the organization and 2nd as the Minor League Hitting Instructor...managed Gulf Coast in 1998 and 1999 and the last part of the 2000 season...led the Royals to the Northern Division title in 1999...worked in the Mets system from 1990-94 serving as the hitting instructor in 1990 and 1993 and manager at Kingsport (Rookie) in 1991 and 1992...originally drafted by the Twins in the 8th round of the 1980 June Free Agent Draft...made Major League debut in 1984...homered in his first at bat off Jack Morris in Detroit to become the 4th Twin, 24th American Leaguer and 49th Major Leaguer to hit a home run in his first at bat...earned B.S. Degree from Cal-State Fullerton and played on 1979 National Title team...resides in Port St. Lucie, Fla., with his wife, Lisa, and daughters, Brittany and Tanner.



## **Mike Mason, Pitching Instructor**

After 10 years as a pitching coach in the Royals system Mike will spend his 2nd year as the Pitching Instructor in 2001...was at Wichita in 1998 and '99 and spent the 1996 and 1997 seasons at Lansing...also spent 3 campaigns as a pitching coach in the Midwest League at Appleton and Springfield and 2 years at Memphis in the Southern League...enjoyed a playing career that spanned 7 years with Texas, the Chicago Cubs and Minnesota...posted a 29-39 record with a 4.53 ERA from 1982-89...graduated Benilde-St. Margaret High in Minneapolis, Minn...attended Normandale Community College (Bloomington, Minn.) and Oral Roberts University...resides in Chanhassen, Minn., with his wife, Terri, son, Derek and daughter, Stephanie.

# 2001 Minor League Staff



## **Brian Poldberg, Catching Instructor**

Brian Poldberg begins his 5th year as the Minor League Catching Instructor in 2001...named the Dick Howser Award winner in 1998...managed Appleton (1988 and '89) Baseball City (1990), Memphis (1992), Eugene (1994) Springfield (1995) and Lansing (1996)...was a coach at Omaha in 1991...began his playing career in 1980 in the New York Yankees organization...named to play in the South Atlantic League All-Star game in 1980...signed by the Royals in 1983...played from 1983-85 as a catcher at Omaha...graduated Thomas Jefferson High in Council Bluffs, Iowa...received his Bachelor of Science Degree in Business from Emporia State University...resides with his wife, Lori, and sons, Adam, Deric and John in Carter Lake, Iowa.



## **Frank Kyte, Major & Minor League Rehabilitation Coordinator**

Frank Kyte begins his 3rd year as the Rehabilitation Coordinator in 2001...has worked his way through the Royals system with stops in Eugene (1989-90), Baseball City (1991-92), Memphis (1993-94), Wichita (1995-97) and Omaha (1998)...named the Texas League Trainer of the Year in 1996...was the trainer for the AA All-Star Game in 1993...received his Bachelor of Science Degree in Physical Education from George Fox University and Master of Science Degree in Teaching-Physical Education from Portland State University...he and his wife, Karol, who is the Manager of Major League Operations for the Royals, reside in Independence, Mo...they have 2 children, Heather and Shannon.



## **Jim Malone, Assistant Strength and Conditioning Coordinator**

Jim Malone, who joined the Royals organization in 2000 as the Assistant Strength and Conditioning Coach, will serve as the Assistant Strength and Conditioning Coordinator in 2001...worked in the Cleveland Indians system at Buffalo in the same capacity in 1998 and 1999...spent the 1997 season at Watertown, the Indians Class-A team...prior to joining the Indians he worked at Columbia University as an Assistant Football Coach and Head Strength and Conditioning Coach...also worked at Albright College, the University of Rochester and Princeton University in the area of strength and conditioning...received his Bachelor of Arts Degree in Economics from the University of Rochester in 1989...began his work on his Master's Degree in Applied Physiology at Columbia University...resides in New York, N.Y.



## **Abe Gonzalez, Latin America Strength and Conditioning Coordinator**

Abe Gonzalez enters his first year in the Royals organization as the Latin America Strength and Conditioning Coordinator...Gonzalez graduated from Moscow (Kan.) High...he earned his Bachelor's Degree in Exercise Science from Fort Hays State University...he then attended the University of Kansas for a semester and interned in the Royals Strength and Conditioning Department...Abe was born in Dorango, Mexico and currently resides in Lawrence, Kan.



## **Michael Crouse, Minor League Equipment Coordinator**

Michael Crouse will handle the duties of Minor League Equipment Coordinator for the 6th season in 2001...he joined the Royals following the 1995 season after working for the Boston Red Sox in Ft. Myers as a groundskeeper and operations assistant from 1993-95...spent 21 years in the U.S. Army from 1961-81 achieving the rank of First Sergeant...worked for ITT Gilfillan as the supervisor of shipping and receiving for parts for the U.S. Navy from 1983-88...earned AA Degree in Business Management from San Bernardino Valley College in 1987...resides in Winter Haven, Fla.

# Minor League Players

(\*Led league, + Tied for league lead)

## Jesus Alberto Alvarado, LHP

Ht.: 6-4; Wt.: 180; Bats: Left; Throws: Left

Resides: Caracas, Venezuela

Signed By: Wilmer Castillo

Acquired: Signed as a non-drafted free agent, 12-7-00

Career Notes: Attended Nicolas Copernino (Caracas, Venezuela) High.

Born: 6-29-83 in Caracas, Venezuela

Opening Day Age: 17

YEAR CLUB	AVG.	G	AB	R	H	2B	3B	HR	RBI	SH	SF	HP	BB	SO	SB-CS	E
-----------	------	---	----	---	---	----	----	----	-----	----	----	----	----	----	-------	---

(2001 will be first year in professional baseball)

## Henry Alvarez, C

Ht.: 5-11; Wt.: 175; Bats: Right; Throws: Right

Resides: San Juan de La Maguana, DR

Signed By: Luis Silverio and Diomedes Castellanos

Acquired: Signed as a non-drafted free agent, 4-14-97

Career Notes: Attended Liceo "Francisco Henriguez Y Carvajal" (DR) High.

Born: 10-20-79 in Cotui, Sanchez Ramirez, DR

Opening Day Age: 21

YEAR CLUB	AVG.	G	AB	R	H	2B	3B	HR	RBI	SH	SF	HP	BB	SO	SB-CS	E
-----------	------	---	----	---	---	----	----	----	-----	----	----	----	----	----	-------	---

1997 Salcedo	.220	42	123	20	27	5	2	1	11	0	0	5	8	43	3-3	-
1998 Salcedo	.284	50	162	25	46	7	1	3	26	3	2	8	12	36	10-7	-
1999 Gulf Coast	.183	29	104	10	19	8	2	0	11	0	1	5	1	37	2-0	5
2000 Spokane	.183	21	60	10	11	3	0	0	4	1	0	3	3	29	0-0	3
Charleston	.200	10	30	2	6	2	0	1	2	0	0	0	2	9	0-0	0
Minor League Totals	.237	152	479	67	109	25	5	5	54	4	3	21	26	154	15-10	8

## Cary Brock Ammons, LHP

Ht.: 5-11; Wt.: 165; Bats: Left; Throws: Left

Resides: Durant, Okla.

Signed By: Gerald Turner

Acquired: Selected in 11th round of 1998 June Free Agent Draft

Career Notes: Graduated Durant (Okla.) High, 1995...attended Southeastern Oklahoma State University...led Northwest League in ERA and was 2nd in strikeouts in 1998...named to NWL All-Star team.

Born: 10-14-76 in Houston, Texas

Opening Day Age: 24

YEAR CLUB	W-L	ERA	G	GS	CG	SHO	SV	IP	H	R	ER	HR	HB	BB	SO	WP	BK
-----------	-----	-----	---	----	----	-----	----	----	---	---	----	----	----	----	----	----	----

1998 Spokane	5-3	*1.70	15	14	0	0	0	74.1	56	23	14	4	1	32	83	8	1
1999 Charleston	8-5	2.98	16	16	0	0	0	90.2	80	41	30	3	2	34	92	5	0
2000 Wilmington	3-4	3.26	17	9	1	0	2	80.0	79	34	29	4	4	30	85	7	0
Minor League Totals	16-12	2.68	48	39	1	0	2	245.0	215	98	73	11	7	96	260	20	1

## Miguel Angel Arias, RHP

Ht.: 6-0; Wt.: 190; Bats: Right; Throws: Right

Resides: Altamira, Puerto Plata, DR

Signed By: Luis Silverio and Andres Lopez

Acquired: Signed as a non-drafted free agent, 8-24-96

Career Notes: Graduated Liceo Ruben Dario (DR) High, 1996.

Born: 1-11-80 in Altamira, Puerto Plata, DR

Opening Day Age: 21

YEAR CLUB	W-L	ERA	G	GS	CG	SHO	SV	IP	H	R	ER	HR	HB	BB	SO	WP	BK
-----------	-----	-----	---	----	----	-----	----	----	---	---	----	----	----	----	----	----	----

1997 Salcedo	2-1	9.09	16	8	0	0	0	34.2	37	44	35	0	3	43	18	4	2
1998 Salcedo	0-0	17.54	9	0	0	0	0	6.2	4	13	13	1	3	18	7	10	0
1999 Salcedo	1-6	3.43	19	12	0	0	0	65.2	68	41	25	2	11	41	49	7	0
2000 Gulf Coast	1-3	3.95	18	1	0	0	2	27.1	26	20	12	0	0	17	17	7	0
Minor League Totals	4-10	5.69	62	21	0	0	0	134.1	135	118	85	3	17	119	91	28	2

## Barry P. Armitage, RHP

**Ht.:** 6-4; **Wt.:** 255; **Bats:** Right; **Throws:** Right

**Resides:** Durban, South Africa

**Signed By:** Luis Silverio

**Acquired:** Signed as a non-drafted free agent, 4-18-00

**Career Notes:** Was the first player signed by the Kansas City Royals from South Africa...missed most of the 2000 season with a back injury.

YEAR CLUB	W-L	ERA	G	GS	CG	SHO	SV	IP	H	R	ER	HR	HB	BB	SO	WP	BK
2000 Gulf Coast	0-1	1.80	5	3	0	0	0	10.0	9	3	2	0	0	1	10	0	0

**Born:** 5-11-79 in Durban, South Africa

**Opening Day Age:** 21

## Angel D. Arosemena, C

**Ht.:** 6-2; **Wt.:** 180; **Bats:** Right; **Throws:** Right

**Resides:** Panama City, Panama

**Signed By:** Luis Cordoba

**Acquired:** Signed as a non-drafted free agent, 10-30-00

YEAR CLUB	W-L	ERA	G	GS	CG	SHO	SV	IP	H	R	ER	HR	HB	BB	SO	WP	BK
-----------	-----	-----	---	----	----	-----	----	----	---	---	----	----	----	----	----	----	----

(2001 will be first year in professional baseball)

**Born:** 8-15-84 in Panama City, Panama

**Opening Day Age:** 16

## Odannis Ayala, OF

**Ht.:** 5-11; **Wt.:** 170; **Bats:** Right; **Throws:** Right

**Resides:** Villa Carolina, PR

**Signed By:** Gerald Turner

**Acquired:** Selected in 42nd round of 2000 June Free Agent Draft

**Career Notes:** Graduated Antilles Military Academy, 1998...attended Frank Phillips (Burger, Texas) Junior College.

YEAR CLUB	AVG.	G	AB	R	H	2B	3B	HR	RBI	SH	SF	HP	BB	SO	SB-CS	E
2000 Gulf Coast	.267	37	101	20	27	2	3	0	9	1	2	5	27	20	4-1	0

**Born:** 7-2-80 in Santurce, PR

**Opening Day Age:** 20

## Ryan Lee Baerlocher, RHP

**Ht.:** 6-5; **Wt.:** 220; **Bats:** Right; **Throws:** Right

**Resides:** Lewiston, Idaho

**Signed By:** Greg Smith

**Acquired:** Selected in 6th round of 1999 June Free Agent Draft

**Career Notes:** Graduated Lewiston (Idaho) High, 1995...graduated Lewis Clark (Idaho) State College, 1999...won NAIA National Championship in 1996 and '99...tied for 2nd in games started and tied for 5th in wins in the Northwest League in 1999...led South Atlantic League with a 2.14 ERA in 2000...his combined 2.40 ERA in 2000 ranked 5th among all Class-A starters and his 193 strikeouts ranked 2nd in Class-A.

YEAR CLUB	W-L	ERA	G	GS	CG	SHO	SV	IP	H	R	ER	HR	HB	BB	SO	WP	BK
1999 Spokane	7-2	4.70	15	15	0	0	0	74.2	78	43	39	7	6	32	68	0	0
2000 Charleston	5-6	*2.14	19	19	0	0	0	113.2	88	43	27	6	3	33	139	5	0
Wilmington	5-1	2.98	8	8	0	0	0	51.1	35	18	17	3	2	17	54	0	1
Minor League Totals	17-9	3.11	42	42	0	0	0	239.2	201	104	83	16	11	82	261	5	1

**Born:** 8-6-77 in Lewiston, Idaho

**Opening Day Age:** 23

## Jacob Fulbright Baker, 1B

**Ht.:** 6-3; **Wt.:** 225; **Bats:** Right; **Throws:** Right

**Resides:** Houston, Texas

**Signed By:** Chet Sergio

**Acquired:** Selected in 45th round of 1999 June Free Agent Draft

**Career Notes:** Graduated Memorial (Houston, Texas) High, 1995...graduated Rice University, 1999...played in College World Series with the Owls in 1997 and '99.

YEAR CLUB	AVG.	G	AB	R	H	2B	3B	HR	RBI	SH	SF	HP	BB	SO	SB-CS	E
1999 Spokane	.282	65	234	34	66	15	2	3	39	0	2	1	32	46	9-4	0
2000 Charleston	.203	88	295	26	60	12	3	3	26	0	3	0	37	99	3-2	5
Minor League Totals	.238	153	529	60	126	27	5	6	65	0	5	1	69	145	12-6	5

**Born:** 6-18-76 in Houston, Texas

**Opening Day Age:** 24

## Joseph Ronald (Joey) Baker, RHP

Ht.: 6-5; Wt.: 200; Bats: Right; Throws: Right

Born: 8-30-78 in LaJolla, Calif.

Resides: Monterey, Calif.

Opening Day Age: 22

Signed By: Dave Herrera

Acquired: Selected in 16th round of 2000 June Free Agent Draft

Career Notes: Graduated Robert Louis Stevenson (Calif.) High, 1997...attends San Jose State University.

YEAR	CLUB	W-L	ERA	G	GS	CG	SHO	SV	IP	H	R	ER	HR	HB	BB	SO	WP	BK
2000	Spokane	4-4	5.43	14	14	0	0	0	63.0	77	48	38	5	4	25	31	3	0

## Okorie Tarun (Cory) Barrow, OF

Ht.: 5-10; Wt.: 185; Bats: Right; Throws: Right

Born: 3-30-80 in Athens, Ga.

Resides: Athens, Ga.

Opening Day Age: 20

Signed By: Steve Kring (Cincinnati Reds)

Acquired: Signed as a free agent, 11-6-00

Career Notes: Graduated Clark Central (Athens, Ga.) High, 1999...originally selected in 7th round of 1999 June Free Agent Draft by Cincinnati Reds...released by Cincinnati on 9-27-00.

YEAR	CLUB	AVG.	G	AB	R	H	2B	3B	HR	RBI	SH	SF	HP	BB	SO	SB-CS	E
1999	Gulf Coast Reds	.171	54	175	19	30	7	3	2	19	1	1	5	26	56	10-1	2
2000	Billings	.233	45	163	29	38	3	4	2	21	1	1	5	15	43	5-4	6
Minor League Totals		.201	99	338	48	68	10	7	4	40	2	2	10	41	99	15-5	8

## Brian Michael Bass, RHP

Ht.: 6-0; Wt.: 190; Bats: Right; Throws: Right

Born: 1-6-82 in Pinehurst, N.C.

Resides: Montgomery, Ala.

Opening Day Age: 19

Signed By: Dennis Woody

Acquired: Selected in 6th round of 2000 June Free Agent Draft

Career Notes: Graduated Robert E. Lee (Montgomery, Ala.) High, 2000...pitched in the Alabama High School All-Star game in 2000.

YEAR	CLUB	W-L	ERA	G	GS	CG	SHO	SV	IP	H	R	ER	HR	HB	BB	SO	WP	BK
2000	Gulf Coast	3-5	3.89	12	9	0	0	0	44.0	36	27	19	0	9	18	44	10	0

## Jose Rafael Batista, 2B

Ht.: 5-10; Wt.: 160; Bats: Right; Throws: Right

Born: 11-18-81 in Monte Cristi, DR

Resides: Monte Cristi, DR

Opening Day Age: 19

Signed By: Luis Silverio and Oscar Martinez

Acquired: Signed as a non-drafted free agent, 6-16-99

Career Notes: Graduated Ulises Francisco Espailwat High, 1998.

YEAR	CLUB	AVG.	G	AB	R	H	2B	3B	HR	RBI	SH	SF	HP	BB	SO	SB-CS	E
1999	Salcedo	.253	34	87	9	22	3	0	1	5	0	2	3	5	19	2-1	-
2000	Salcedo	.282	54	170	27	48	13	1	3	26	0	3	8	12	27	6-4	-
Minor League Totals		.272	88	257	36	70	16	1	4	31	0	5	11	17	46	8-5	-

## Jeffrey James (Jeff) Berblinger, 2B

**Ht.:** 6-0; **Wt.:** 190; **Bats:** Right; **Throws:** Right

**Resides:** Goddard, Kan.

**Signed By:** Mike Roberts (St. Louis Cardinals)

**Acquired:** Signed as a free agent, 1-20-00

**Career Notes:** Graduated Goddard (Kan.) High, 1989...attended Kansas University where he was named first team All-America in 1993...was drafted in 7th round of 1993 June Free Agent Draft by the St. Louis Cardinals...was 6th in the South Atlantic League in hitting in 1994...named to SAL All-Star team and led all league 2nd baseman with a .975 fielding percentage...was 3rd in the Texas league in hitting in 1995 despite playing much of the season with a stress fracture in his left leg...named to Texas League All-Star team...led Cardinals organization with 32 doubles in 1996 at Arkansas...was selected by Detroit in the Rule 5 Draft on 12-9-96 and immediately traded to Los Angeles for shortstop Deivi Cruz and outfielder Juan Hernaiz...was returned to St. Louis organization during spring training in 1997...made Major League debut for Cardinals on September 7, 1997 at Colorado...signed as a minor league free agent by Seattle on 1-8-98...played at Tacoma in 1998 before becoming a free agent on 10-16-98...played for the Somerset Patriots in the Atlantic League in 1999 finishing with the 4th highest batting average in the league...was named to the Atlantic League All-Star team...played in only 1 game in 2000 due to a fractured right wrist.

YEAR	CLUB	AVG.	G	AB	R	H	2B	3B	HR	RBI	SH	SF	HP	BB	SO	SB-CS	E
1992	Salcedo	.220	42	123	20	27	5	2	1	11	-	-	-	8	43	3-0	-
1993	Glens Falls	.312	38	138	26	43	9	0	2	21	1	3	3	11	14	9-4	3
	St. Petersburg	.186	19	70	7	13	1	0	0	5	2	0	1	0	10	3-1	1
1994	Savannah	.296	132	479	86	142	27	7	8	67	6	5	25	52	85	24-5	16
1995	Arkansas	.319	87	332	66	106	15	4	5	29	1	2	9	48	40	16-16	15
1996	Arkansas	.288	134	500	78	144	32	7	11	53	3	7	8	52	66	23-10	28
1997	Louisville	.263	133	513	63	135	19	7	11	58	1	5	6	55	98	24-12	12
	ST. LOUIS	.000	7	5	1	0	0	0	0	0	1	0	0	0	1	0-0	0
1998	Tacoma	.238	109	390	48	93	19	2	6	38	4	0	8	22	59	11-7	22
1999	Somerset	.327	102	397	81	130	26	2	11	39	0	2	7	34	54	47-12	17
2000	Omaha	.667	1	3	1	2	2	0	0	0	0	0	1	0	0	0-0	0
	Major League Totals	.000	7	5	1	0	0	0	0	0	1	0	0	0	1	0-0	0
	Minor League Totals	.280	653	2425	375	678	124	27	43	271	18	24	68	240	372	110-67	114

## Brandon Charles Berger, OF

**Ht.:** 5-11; **Wt.:** 205; **Bats:** Right; **Throws:** Right

**Resides:** Fort Mitchell, Ky.

**Signed By:** Wil Rutenschroer

**Acquired:** Selected in 14th round of 1996 June Free Agent Draft

**Career Notes:** Graduated Beechwood (Ft. Mitchell, Ky.) High, 1993...attended Eastern Kentucky University...was 2nd in average, 4th in hits and 5th in HR and RBI in the Northwest League in 1996...named to Carolina League All-Star team in 1999...tied for 4th in batting average in 1999 and was 5th in batting average in 2000 in the Carolina League...also led Wilmington with 15 home runs and 71 RBI.

YEAR	CLUB	AVG.	G	AB	R	H	2B	3B	HR	RBI	SH	SF	HP	BB	SO	SB-CS	E
1996	Spokane	.307	71	283	46	87	12	1	13	58	1	3	2	31	64	17-5	4
1997	Lansing	.293	107	393	64	115	22	6	12	73	0	4	7	42	79	13-1	3
1998	Wilmington	.222	110	338	53	75	18	3	8	50	7	5	5	53	94	13-3	2
1999	Wilmington	.293	119	450	73	132	27	4	16	73	6	6	8	45	93	29-7	5
2000	Wilmington	.285	102	379	63	108	18	4	15	71	4	3	17	40	71	12-4	3
	Wichita	.163	27	86	9	14	2	0	3	8	1	1	2	7	27	6-1	0
	Minor League Totals	.279	536	1929	308	531	99	18	67	333	19	22	41	218	428	90-21	17

## Andres Eloy Blanco, 2B

**Ht.:** 5-10; **Wt.:** 155; **Bats:** Switch; **Throws:** Right

**Resides:** Moron, Carabobo, Venezuela

**Signed By:** Juan Indriago and Wilmer Castillo

**Acquired:** Signed as a non-drafted free agent, 8-2-00

**Born:** 4-11-84 in Urama, Carabobo, Venezuela

**Opening Day Age:** 16

YEAR	CLUB	AVG.	G	AB	R	H	2B	3B	HR	RBI	SH	SF	HP	BB	SO	SB-CS	E
(2001 will be first year in professional baseball)																	

## Leondro M. Blanco, LHP

**Ht.:** 6-1; **Wt.:** 165; **Bats:** Right; **Throws:** Left

**Resides:** La Vega, DR

**Signed By:** Albert Gonzalez and Pedro Silverio

**Acquired:** Signed as a non-drafted free agent, 7-17-00

**Career Notes:** Attended El Carmen (La Vega, DR) High.

**Born:** 2-27-84 in La Vega, DR

**Opening Day Age:** 17

YEAR CLUB	W-L	ERA	G	GS	CG	SHO	SV	IP	H	R	ER	HR	HB	BB	SO	WP	BK
(2001 will be first year in professional baseball)																	

## Juan Ramon Brito, C

**Ht.:** 5-11; **Wt.:** 205; **Bats:** Right; **Throws:** Right

**Resides:** Santiago Rodriguez, DR

**Signed By:** Luis Silverio

**Acquired:** Signed as a non-drafted free agent, 11-11-96

**Career Notes:** Graduated Liceo Juan Pablo Duarte (DR) High, 1996.

**Born:** 11-7-79 in Santiago Rodriguez, DR

**Opening Day Age:** 21

YEAR CLUB	AVG.	G	AB	R	H	2B	3B	HR	RBI	SH	SF	HP	BB	SO	SB-CS	E
1997 Gulf Coast	.314	25	70	14	22	4	0	3	15	1	0	1	5	5	0-0	3
1998 Lansing	.245	63	212	16	52	7	0	0	22	1	2	2	17	41	2-2	6
1999 Charleston	.240	61	208	14	50	6	0	0	19	3	0	1	11	37	1-2	5
Wilmington	.283	14	46	3	13	1	0	0	1	0	0	0	1	11	0-0	2
Wichita	.091	4	11	0	1	0	0	0	0	0	0	0	2	3	0-0	0
Omaha	.286	2	7	1	2	2	0	0	0	0	0	0	0	2	0-0	0
2000 Wilmington	.222	22	54	4	12	4	0	0	9	0	1	0	8	7	1-0	4
Wichita	.257	34	105	9	27	2	0	0	10	0	2	1	11	15	2-1	2
Omaha	.286	17	49	8	14	1	0	1	2	0	1	0	3	10	1-1	0
Minor League Totals	.253	242	762	69	193	27	0	4	78	6	6	5	58	131	7-6	22

## Ryan Adrien Bukvich, RHP

**Ht.:** 6-2; **Wt.:** 250; **Bats:** Right; **Throws:** Right

**Resides:** Brandon, Miss.

**Signed By:** Mark Willoughby

**Acquired:** Selected in 11th round of 2000 June Free Agent Draft

**Career Notes:** Graduated Northwest Rankin (Brandon, Miss.) High, 1996...attended University of Mississippi...held Northwest League batters to .111 batting average at Spokane in 1999 and South Atlantic League hitters to a .128 average at Charleston in 2000.

**Born:** 5-13-78 in Naperville, Ill.

**Opening Day Age:** 22

YEAR CLUB	W-L	ERA	G	GS	CG	SHO	SV	IP	H	R	ER	HR	HB	BB	SO	WP	BK
2000 Spokane	2-0	0.64	10	0	0	0	2	14.0	5	1	1	0	1	9	15	1	0
Charleston	0-0	1.88	11	0	0	0	4	14.1	6	3	3	0	1	7	17	1	0
Wilmington	0-1	18.00	2	0	0	0	0	2.0	3	4	4	0	1	5	3	1	0
Minor League Totals	2-3	2.37	23	0	0	0	6	30.1	14	8	8	0	3	21	35	3	0

## Frederick (Trey) Martin Bullinger, RHP

**Ht.:** 6-0; **Wt.:** 195; **Bats:** Right; **Throws:** Right

**Resides:** Clinton, La.

**Signed By:** Chet Sergio

**Acquired:** Signed as a non-drafted free agent, 6-20-00

**Career Notes:** Graduated Silliman Institute (Clinton, La.), 1996...attended University of Louisiana-Lafayette.

**Born:** 8-1-77 in Zachary, La.

**Opening Day Age:** 23

YEAR CLUB	W-L	ERA	G	GS	CG	SHO	SV	IP	H	R	ER	HR	HB	BB	SO	WP	BK
2000 Spokane	2-1	3.63	16	0	0	0	0	22.1	23	9	9	2	1	15	38	1	0

## Matthew David (Matt) Burch, RHP

**Ht.:** 6-2; **Wt.:** 190; **Bats:** Right; **Throws:** Right

**Born:** 12-21-76 in Elmira, N.Y.

**Resides:** Horseheads, N.Y.

**Opening Day Age:** 24

**Signed By:** Balos Davis

**Acquired:** Selected in 1st round (30th) overall of 1998 June Free Agent Draft

**Career Notes:** Graduated Thomas A. Edison (Elmira Heights, N.Y.), 1995...attended Virginia Commonwealth University...named 1st team Colonial Athletic Association in 1997 and '98...named 1998 co-CAA Player of the Year...named 2nd team all-America by Baseball America, Baseball Weekly and the American Baseball Coaches Association as a junior...led the CAA in strikeouts (122), which was a league single-season high...was 2nd in ERA (2.59) and wins (12)...was 12-4 in 18 games and recorded 11 complete games, the most in VCU history...is the school's all-time leader in wins (26), starts (49), complete games (20), innings pitched (331) and strikeouts (288)...regarded as having the Best Breaking Pitch among collegiate pitchers eligible for the 1998 draft by *Baseball America*...was a non-roster invitee to the Royals 2000 spring training camp.

YEAR CLUB	W-L	ERA	G	GS	CG	SHO	SV	IP	H	R	ER	HR	HB	BB	SO	WP	BK
1998 Spokane	3-2	4.79	12	12	0	0	0	56.1	64	34	30	1	1	25	47	2	5
1999 Charleston	3-11	6.35	21	15	0	0	1	73.2	95	62	52	3	3	41	43	7	2
Gulf Coast	0-2	4.50	5	4	0	0	0	14.0	17	10	7	0	0	10	9	1	0
2000 Wilmington	5-9	5.38	32	17	0	0	0	113.2	125	82	68	11	12	59	71	5	2
Minor League Totals	11-24	5.48	70	48	0	0	1	257.2	301	188	157	27	25	135	170	15	9

## Ambiorix Burgos, RHP

**Ht.:** 6-0; **Wt.:** 180; **Bats:** Right; **Throws:** Right

**Born:** 4-19-84 in Nagua, DR

**Resides:** Nagua, DR

**Opening Day Age:** 16

**Signed By:** Luis Silverio and Pedro Silverio

**Acquired:** Signed as a non-drafted free agent, 11-14-00

**Career Notes:** Attended San Jose De Villa (Nagua, DR) High.

YEAR CLUB	W-L	ERA	G	GS	CG	SHO	SV	IP	H	R	ER	HR	HB	BB	SO	WP	BK
(2001 will be first year in professional baseball)																	

## Henry Jovanny Calderon, 3B

**Ht.:** 6-0; **Wt.:** 180; **Bats:** Right; **Throws:** Right

**Born:** 8-3-77 in Santo Domingo, DR

**Resides:** Santo Domingo, DR

**Opening Day Age:** 23

**Signed By:** Luis Silverio and Andres Lopez

**Acquired:** Signed as a non-drafted free agent, 11-8-95

**Career Notes:** Graduated Liceo El Million (DR) High, 1995...named to 1998 Topps Class A-Short Season Rookie League All-Star team at 3rd base...also named to Northwest League All-Star team...was tied for 2nd in hits, tied for 3rd in runs and was 4th with a .337 batting average and 143 total bases in the NWL in 1998.

YEAR CLUB	AVG.	G	AB	R	H	2B	3B	HR	RBI	SH	SF	HP	BB	SO	SB-CS	E
1996 Salcedo	.291	53	148	26	43	11	0	2	19	0	3	2	16	15	13-5	-
1997 Salcedo	.333	15	54	15	18	7	1	1	13	1	2	9	9	3-1	-	
Gulf Coast	.245	43	139	17	34	5	3	1	15	2	2	10	31	3-1	11	
1998 Spokane	.337	72	282	58	95	17	2	9	48	3	4	5	25	66	19-4	19
1999 Charleston	.227	130	459	49	104	29	1	7	56	9	4	9	21	106	33-14	39
2000 Wilmington	.263	122	419	52	110	11	4	4	45	10	4	8	19	76	14-6	16
Minor League Totals	.269	435	1501	217	404	80	11	24	196	25	18	28	100	303	85-31	85

## Enrique Nomar (Kiko) Calero, RHP

**Ht.:** 6-1; **Wt.:** 185; **Bats:** Right; **Throws:** Right

**Born:** 1-9-75 in Santurce, PR

**Resides:** Rio Piedras, PR

**Opening Day Age:** 26

**Signed By:** Cliff Pastornicky and Albert Gonzalez

**Acquired:** Selected in 27th round of 1996 June Free Agent Draft

**Career Notes:** Graduated University Gardens (PR) High, 1993...attended Miami Dade Kendall Junior College...attended St.Thomas University in Miami, FL...finished 4th in the Northwest League in ERA in 1996...named Rookie of the Year in the Puerto Rican Winter League in 1996...was 2-1 with a 2.76 ERA in 12 games (11 starts)...pitched 45.2 innings allowing 42 hits while striking out 33...named to the Texas League All-Star team in 1997...was 6th in the Texas League in ERA in 1999 and 7th in ERA in 2000.

YEAR CLUB	W-L	ERA	G	GS	CG	SHO	SV	IP	H	R	ER	HR	HB	BB	SO	WP	BK
1996 Spokane	4-2	2.52	17	11	0	0	1	75.0	77	34	21	5	3	18	61	2	2
1997 Wichita	11-9	4.44	23	22	2	0	0	127.2	120	78	63	15	4	44	100	2	2
1998 Lansing	1-0	3.78	4	4	0	0	0	16.2	19	7	7	1	2	7	10	1	1
Wilmington	7-3	2.86	17	17	0	0	0	97.2	74	33	31	7	7	51	90	6	0
Wichita	1-0	9.64	3	3	0	0	0	14.0	23	16	15	2	1	6	5	0	0
1999 Wichita	9-3	4.11	26	23	1	1	1	129.1	143	67	59	14	6	57	92	7	2
2000 Wichita	10-7	3.63	28	25	0	0	0	153.2	141	74	62	16	10	66	130	7	1
Minor League Totals	43-24	3.78	118	105	3	1	2	614.0	597	309	258	60	33	249	488	25	8

## Timothy Steven (Tim) Carr, RHP

**Ht.:** 6-2; **Wt.:** 180; **Bats:** Right; **Throws:** Right

**Resides:** Westlake Village, Calif.

**Signed By:** Chuck Hensley (New York Mets)

**Acquired:** Selected in Rule 5 draft from Binghamton (New York Mets) for Omaha, 12-13-99

**Career Notes:** Graduated Westlake (Westlake Village, (Calif.) High, 1996...selected by New York Mets in 35th round of 1996 June Free Agent Draft...led Gulf Coast League Mets in saves in 1996.

YEAR CLUB	W-L	ERA	G	GS	CG	SHO	SV	IP	H	R	ER	HR	HB	BB	SO	WP	BK
1996 Gulf Coast Mets	0-3	3.86	16	2	0	0	6	39.2	34	20	17	2	4	13	34	3	1
1997							(Did Not Play)										
1998 Pittsfield	3-5	5.81	23	1	0	0	1	48.0	54	44	31	2	4	29	37	2	0
1999 Capital City	6-4	1.58	45	0	0	0	0	68.1	58	18	12	4	7	20	64	4	0
2000 Wilmington	1-2	3.84	45	0	0	0	0	58.2	74	35	25	2	5	27	39	2	1
Minor League Totals	10-14	3.56	129	3	0	0	7	214.2	220	117	85	10	20	89	174	11	2

## Joseph Franklin (Joe) Caruso, INF

**Ht.:** 5-9; **Wt.:** 190; **Bats:** Right; **Throws:** Right

**Resides:** South Williamsport, Pa.

**Signed By:** Dennis Woody

**Acquired:** Selected in 11th round of 1997 June Free Agent Draft

**Career Notes:** Graduated Lock Haven (Pa.) High, 1993...attended the University of Alabama from 1993-97...named 1st team All-SEC and All-American in 1997...also named to the College World Series All-Tournament team and was a candidate for the Golden Spikes Award...concluded career at Alabama as the school's all-time leader in games, runs, hits and total bases...named Texas League All-Star Utility Infielder in 2000...finished 7th in the league in hitting with a .313 average and 4th in hit by pitches.

YEAR CLUB	AVG.	G	AB	R	H	2B	3B	HR	RBI	SH	SF	HP	BB	SO	SB-CS	E
1997 Spokane	.299	57	194	48	58	12	3	5	36	8	0	6	29	30	10-4	10
1998 Lansing	.269	120	417	73	112	23	7	9	60	1	5	13	60	61	24-9	21
1999 Wilmington	.235	102	361	60	85	13	6	5	37	6	3	8	34	68	6-4	9
2000 Wichita	.313	108	400	69	125	26	1	13	66	5	5	16	34	45	10-5	13
Minor League Totals	.277	387	1372	250	380	74	17	32	199	20	13	43	157	204	50-22	53

## Javier Omar Castro, OF

**Ht.:** 5-11; **Wt.:** 180; **Bats:** Right; **Throws:** Right

**Resides:** Santo Domingo, DR

**Signed By:** Luis Silverio and Andres Lopez

**Acquired:** Signed as a non-drafted free agent, 9-24-98

**Career Notes:** Graduated Sabana Centro (DR) High, 1998.

**Born:** 2-18-82 in Santo Domingo, DR

**Opening Day Age:** 19

YEAR CLUB	AVG.	G	AB	R	H	2B	3B	HR	RBI	SH	SF	HP	BB	SO	SB-CS	E
1999 Salcedo	.202	57	203	26	41	4	1	1	14	2	0	2	11	48	10-8	-
2000 Gulf Coast	.229	44	140	18	32	2	1	0	8	3	0	3	8	40	5-2	1
Minor League Totals	.213	101	343	44	73	6	2	1	22	5	0	5	19	88	15-10	1

## Jesus Javier Coa, RHP

**Ht.:** 6-0; **Wt.:** 180; **Bats:** Right; **Throws:** Right

**Resides:** Edo Bolivar, Venezuela

**Signed By:** Luis Silverio and Juan Indriago

**Acquired:** Signed as a non-drafted free agent, 10-31-97

**Career Notes:** Attended Siglo XXI High.

**Born:** 1-25-80 in Caripito, Edo Monagas, VZ

**Opening Day Age:** 21

YEAR CLUB	W-L	ERA	G	GS	CG	SHO	SV	IP	H	R	ER	HR	HB	BB	SO	WP	BK
1998 Salcedo	1-2	5.94	15	3	0	0	0	33.1	42	31	22	1	3	19	14	5	0
1999 Gulf Coast	1-1	5.74	7	2	0	0	0	26.2	36	22	17	1	4	13	11	3	1
2000 Charleston	4-9	4.63	21	12	0	0	1	81.2	98	65	42	9	3	41	34	3	2
Minor League Totals	6-12	5.15	43	17	0	0	1	141.2	176	118	81	11	10	73	59	11	3

## Benjamin Gilbert (Ben) Cordova III, OF

Ht.: 5-10; Wt.: 205; Bats: Left; Throws: Left

Born: 12-3-79 in Colorado Springs, Colo.

Resides: Chula Vista, Calif.

Opening Day Age: 21

Signed By: Gary Johnson

Acquired: Selected in 3rd round of 1998 June Free Agent Draft

Career Notes: Graduated Marian Catholic (San Diego, Calif.) High, 1998...was 1st in walks, tied for 1st in on-base percentage (.452) and tied for 5th in runs and home runs in the Gulf Coast League in 1999...was 1st in doubles and 5th in extra base hits (26) in the Northwest League in 2000.

YEAR CLUB	AVG.	G	AB	R	H	2B	3B	HR	RBI	SH	SF	HP	BB	SO	SB-CS	E
1999 Gulf Coast	.286	52	168	36	48	9	2	5	26	2	1	1	*51	50	12-3	1
Spokane	.250	4	16	4	4	0	1	2	7	0	0	0	3	5	0-0	0
2000 Charleston	.198	26	86	11	17	4	1	0	7	2	0	0	13	24	1-0	1
Spokane	.236	67	242	43	57	*20	1	5	34	1	2	0	41	54	6-2	9
Minor League Totals	.246	149	512	94	126	33	5	12	74	5	3	1	108	133	19-5	11

## Rodhil Dario Coronel, C

Ht.: 6-2; Wt.: 180; Bats: Right; Throws: Right

Born: 1-14-83 in Valencia, Carabobo, Venezuela

Resides: Valencia, Carabobo, Venezuela

Opening Day Age: 18

Signed By: Wilmer Castillo

Acquired: Signed as a non-drafted free agent, 11-29-00

Career Notes: Attended U.E. Los Proares (Valencia, Carabobo, Venezuela) High.

YEAR CLUB	AVG.	G	AB	R	H	2B	3B	HR	RBI	SH	SF	HP	BB	SO	SB-CS	E
(2001 will be first year in professional baseball)																

## Luis Orlando Cotto, SS

Ht.: 5-10; Wt.: 180; Bats: Right; Throws: Right

Born: 7-9-81 in Rio Piedras, PR

Resides: Rio Piedras, PR

Opening Day Age: 19

Signed By: Johnny Ramos

Acquired: Selected in 8th round of 2000 June Free Agent Draft

Career Notes: Graduated Instituto Cumbre (Carolina, PR) High, 2000.

YEAR CLUB	AVG.	G	AB	R	H	2B	3B	HR	RBI	SH	SF	HP	BB	SO	SB-CS	E
2000 Gulf Coast	.180	46	133	17	24	2	0	0	6	3	1	4	23	25	5-1	18

## Justin Michael Cowan, C

Ht.: 5-10; Wt.: 195; Bats: Right; Throws: Right

Born: 11-24-77 in Soldotna, Alaska

Resides: Canon City, Colo.

Opening Day Age: 23

Signed By: Craig Struss

Acquired: Selected in 20th round of 2000 June Free Agent Draft

Career Notes: Graduated Tumwater (Wash.) High, 1996...graduated South Mountain (Phoenix, Ariz.) Community College, 1998...attended University of Nebraska where he majored in Sociology...member of Big 12 championship team in 1999 and 2000...was one of 3 finalists for the Johnny Bench Award as the nation's top collegiate catcher in 2000...named 1st Team All-Big 12 after hitting .371 with 74 RBI...was the catcher for the nation's top-ranked pitching staff at Nebraska...his .312 batting average was 4th in the Northwest League in 2000.

YEAR CLUB	AVG.	G	AB	R	H	2B	3B	HR	RBI	SH	SF	HP	BB	SO	SB-CS	E
2000 Spokane	.312	48	189	24	59	12	0	3	31	2	5	2	18	32	3-2	3

## Alvin Rafael Cuevas, C

Ht.: 6-1; Wt.: 200; Bats: Right; Throws: Right

Born: 9-24-80 in Santo Domingo, DR

Resides: Santo Domingo, DR

Opening Day Age: 20

Signed By: Luis Silverio and Diomedes Castellanos

Acquired: Signed as a non-drafted free agent, 7-18-99

Career Notes: Graduated Colegio San Francisco de Asis (Santo Domingo, DR) High...attended Universidad Nacional Pedro Henríquez Ureña.

YEAR CLUB	AVG.	G	AB	R	H	2B	3B	HR	RBI	SH	SF	HP	BB	SO	SB-CS	E
1999 Salcedo	.195	27	87	9	17	3	2	0	7	0	0	1	10	39	2-0	-
2000 Gulf Coast	.115	21	52	5	6	0	1	0	4	1	0	0	8	18	0-0	3
Minor League Totals	.165	48	139	14	23	3	3	0	11	1	0	1	18	57	2-0	3

## Marco Alan Cunningham, OF

Ht.: 5-10; Wt.: 185; Bats: Right; Throws: Right

Resides: Lubbock, Texas

Signed By: Gerald Turner

Acquired: Selected in 27th round of 2000 June Free Agent Draft

**Career Notes:** Graduated Rifle Silts (Colo.) High, 1996...graduated Trinidad State (Colo.) Junior College, 1998...attended Texas Tech University...led the Northwest League in walks and games, was 2nd in stolen bases, 3rd in runs, 4th in on-base percentage (.409), hits and triples and 5th in at bats in 2000.

YEAR CLUB	AVG.	G	AB	R	H	2B	3B	HR	RBI	SH	SF	HP	BB	SO	SB-CS	E
2000 Spokane	.277	*75	282	58	78	16	4	2	42	9	1	10	*54	51	31-7	3

Born: 8-3-77 in Billings, Mont.

Opening Day Age: 23

## Michael Thomas (Mike) Curry, OF

Ht.: 6-2; Wt.: 180; Bats: Left; Throws: Right

Resides: Jacksonville, Fla.

Signed By: Balos Davis

Acquired: Selected in 6th round of 1998 June Free Agent Draft

**Career Notes:** Graduated University Christian (Jacksonville, Fla.) High, 1995 ...attended South Carolina University...was 3rd with 30 stolen bases in the Northwest League in 1998...named to South Atlantic League All-Star team in 1999...also 1st in on-base percentage (.413), 3rd in stolen bases and 7th in batting average in the SAL...led the Texas League and all of Class-A in stolen bases in 2000 and finished 3rd in runs and walks...named the Best Base Runner in the Texas League in a survey of league managers by *Baseball America*.

YEAR CLUB	AVG.	G	AB	R	H	2B	3B	HR	RBI	SH	SF	HP	BB	SO	SB-CS	E
1998 Spokane	.251	67	227	53	57	8	2	1	25	2	6	3	46	41	30-7	4
1999 Charleston	.311	85	318	70	99	13	3	0	25	6	3	9	48	58	61-13	1
Wilmington	.230	54	200	31	46	4	2	1	16	3	2	1	34	39	24-9	0
2000 Wichita	.289	123	461	104	133	18	6	4	52	4	2	5	94	99	*52-16	5
Minor League Totals	.278	329	1206	258	335	43	13	6	118	15	13	18	222	237	167-45	10

Born: 2-15-77 in Jacksonville, Fla.

Opening Day Age: 24

## David Christopher DeJesus, OF

Ht.: 6-0; Wt.: 175; Bats: Left; Throws: Left

Resides: Manalapan, N.J.

Signed By: Keith Hughes

Acquired: Selected in 4th round of 2000 June Free Agent Draft

**Career Notes:** Graduated Manalapan (N.J.) High, 1997...attended Rutgers University...did not play in 2000 after signing in August due to an elbow injury suffered while playing at Rutgers.

YEAR CLUB	AVG.	G	AB	R	H	2B	3B	HR	RBI	SH	SF	HP	BB	SO	SB-CS	E
(2001 will be first year in professional baseball)																

Born: 12-20-79 in Brooklyn, N.Y.

Opening Day Age: 21

## Henry Enmanuel DeJesus, 1B

Ht.: 6-2; Wt.: 180; Bats: Left; Throws: Left

Resides: La Vega, DR

Signed By: Luis Silverio and Pedro Silverio

Acquired: Signed as a non-drafted free agent, 4-29-00

**Career Notes:** Attended San Francisco de Asis (Jarabacoa, DR) High.

YEAR CLUB	AVG.	G	AB	R	H	2B	3B	HR	RBI	SH	SF	HP	BB	SO	SB-CS	E
2000 Salcedo	.276	56	192	32	53	19	2	2	31	0	2	1	36	54	5-4	-

Born: 7-23-82 in La Vega, DR

Opening Day Age: 18

## Joseph Arnaldo Delgado, RHP

Ht.: 6-2; Wt.: 170; Bats: Right; Throws: Right

Resides: La Guaira, Venezuela

Signed By: Luis Silverio and Juan Indriago

Acquired: Signed as a non-drafted free agent, 4-3-97

**Career Notes:** Attended Liceo Salto del Angel (La Guaira, Venezuela) High...missed most of the 2000 season with a right shoulder injury.

YEAR CLUB	W-L	ERA	G	GS	CG	SHO	SV	IP	H	R	ER	HR	HB	BB	SO	WP	BK
1997 Guacara 2	0-1	6.75	11	-	-	-	0	18.2	26	16	14	3	0	12	10	0	0
1998 Salcedo	8-0	2.31	15	15	0	0	0	81.2	56	34	21	4	5	34	50	2	2
1999 Gulf Coast	1-0	0.00	1	1	0	0	0	6.0	2	0	0	0	0	1	4	0	0
Charleston	3-4	4.60	11	11	0	0	0	45.0	53	29	23	1	4	21	31	3	3
Wilmington	0-1	4.70	2	1	0	0	0	7.2	6	4	4	1	1	2	5	2	0
2000 Gulf Coast	0-1	11.57	1	1	0	0	0	2.1	4	3	3	0	0	4	2	0	0
Minor League Totals	12-7	3.63	41	29	0	0	0	161.1	147	86	65	9	10	74	102	7	5

Born: 5-10-80 in La Guaira, Venezuela

Opening Day Age: 20

## Joseph William (Joe) Dillon, 3B/1B

**Ht.:** 6-2; **Wt.:** 205; **Bats:** Right; **Throws:** Right

**Born:** 8-2-75 in Modesto, Calif.

**Resides:** Rocklin, Calif.

**Opening Day Age:** 25

**Signed By:** Bill Price

**Acquired:** Selected in 7th round of 1997 June Free Agent Draft

**Career Notes:** Graduated Cardinal Newman (Santa Rosa, Calif.) High, 1993... attended Texas Tech University...named 1st team All-American by the National Collegiate Baseball Writers Association and 2nd team All-American by *Collegiate Baseball*, *Baseball America*, *The Sporting News* and the American Baseball Coaches Association...named the utility infielder on the Carolina League All-Star team in 1999...was 2nd in the league in games played and RBI...played in the Arizona Fall League in 2000.

YEAR CLUB	AVG.	G	AB	R	H	2B	3B	HR	RBI	SH	SF	HP	BB	SO	SB-CS	E
1997 Spokane	.214	19	70	6	15	3	0	2	6	0	0	1	5	13	1-0	0
1998 Lansing	.261	73	268	37	70	17	2	15	43	4	0	0	36	57	9-2	7
1999 Wilmington	.264	134	503	73	133	31	2	16	90	2	5	7	59	124	9-6	28
2000 Wichita	.318	62	220	35	70	16	2	10	43	2	5	7	39	38	0-0	8
Omaha	.282	45	149	19	42	11	2	1	11	0	0	2	17	26	1-0	4
Minor League Totals	.273	333	1210	170	330	78	8	44	193	8	10	17	156	258	20-8	47

## Jeremy Edwin Dodson, OF

**Ht.:** 6-2; **Wt.:** 200; **Bats:** Left; **Throws:** Right

**Born:** 5-3-77 in Sherman, Texas

**Resides:** Sherman, Texas

**Opening Day Age:** 23

**Signed By:** Gerald Turner and Bill Price

**Acquired:** Selected in 7th round of 1998 June Free Agent Draft

**Career Notes:** Graduated Sherman (Texas) High, 1995...attended Baylor University...named to Northwest League All-Star team in 1998 after hitting .336 with 9 home runs and 59 RBI...tied for 1st in the league with a .545 slugging percentage, was 2nd in RBI, tied for 3rd in extra base hits (33) and 5th in batting average...named Northwest League Player of the Week for July 6-12, 1998...voted the Best Outfield Arm in the Texas League in Baseball America's Tools of the Trade survey of the league's managers in 1999 and 2000...was a non-roster invitee to the Royals 2000 spring training camp.

YEAR CLUB	AVG.	G	AB	R	H	2B	3B	HR	RBI	SH	SF	HP	BB	SO	SB-CS	E
1998 Spokane	.336	69	268	56	90	19	5	9	59	0	5	6	25	59	8-4	3
1999 Wichita	.257	133	452	63	116	20	1	21	58	1	0	2	51	95	9-5	7
2000 Wichita	.238	128	450	69	107	16	4	18	57	5	0	7	52	111	17-8	9
Minor League Totals	.268	330	1170	188	313	55	10	48	174	6	5	15	128	265	34-17	19

## Ryan Lawrence Douglass, RHP

**Ht.:** 6-3; **Wt.:** 210; **Bats:** Right; **Throws:** Right

**Born:** 12-3-78 in Pittsburgh, Pa.

**Resides:** Pittsburgh, Pa.

**Opening Day Age:** 22

**Signed By:** Jerry Stephens

**Acquired:** Selected in 13th round of 1997 June Free Agent Draft

**Career Notes:** Graduated Canevin Catholic (Pittsburgh, Pa.) High, 1997...was 2nd in games started in the South Atlantic League in 2000.

YEAR CLUB	W-L	ERA	G	GS	CG	SHO	SV	IP	H	R	ER	HR	HB	BB	SO	WP	BK
1997 Gulf Coast	5-1	3.05	12	9	1	1	0	56.0	66	21	19	0	2	12	35	2	0
1998 Gulf Coast	0-3	6.65	9	2	0	0	0	23.0	30	19	17	3	2	12	11	2	0
Lansing	4-8	6.17	18	18	0	0	0	89.0	122	80	61	5	9	33	45	8	2
1999 Spokane	0-1	4.43	4	4	0	0	0	20.1	24	13	10	0	1	6	14	3	0
Charleston	3-4	4.71	10	9	0	0	0	42.0	55	28	22	1	2	13	22	5	0
2000 Charleston	6-14	4.02	27	27	2	0	0	159.0	174	88	71	9	6	34	105	6	1
Minor League Totals	18-31	4.62	80	69	3	1	1	389.1	471	249	200	18	22	110	232	26	3

## Casey Brent Dunn, C

**Ht.:** 5-10; **Wt.:** 200; **Bats:** Right; **Throws:** Right

**Born:** 10-3-76 in Birmingham, Ala.

**Resides:** Vestavia, Ala.

**Opening Day Age:** 24

**Signed By:** Dennis Woody

**Acquired:** Selected in 15th round of 1999 June Free Agent Draft

**Career Notes:** Graduated Vestavia (Ala.) High, 1995...attended Auburn University...named 2nd team All-American catcher by *Baseball America* in 1999...hit .379 for Auburn for Auburn with 16 home runs and 86 RBI in 1999.

YEAR CLUB	AVG.	G	AB	R	H	2B	3B	HR	RBI	SH	SF	HP	BB	SO	SB-CS	E
1999 Spokane	.294	58	218	34	64	7	1	11	49	1	3	4	19	28	0-1	1
2000 Wilmington	.283	62	205	18	58	11	0	1	28	3	3	5	12	35	1-0	5
Minor League Totals	.288	120	423	52	122	18	1	12	77	4	6	9	31	63	1-1	6

## Jose De Valle Durand, C

**Ht.:** 6-0; **Wt.:** 175; **Bats:** Right; **Throws:** Right

**Resides:** Valencia, Edo Carabobo, Venezuela

**Signed By:** Luis Silverio and Graciano Ravelo

**Acquired:** Signed as a non-drafted free agent, 10-31-97

**Career Notes:** Graduated Colegio Alejo Zuloaga (Valencia, Venezuela) High, 1997...was 2nd in the Dominican League with 12 home runs in 1999.

**Born:** 11-17-80 in Valencia, Venezuela

**Opening Day Age:** 20

YEAR CLUB	AVG.	G	AB	R	H	2B	3B	HR	RBI	SH	SF	HP	BB	SO	SB-CS	E
1998 Salcedo	.218	25	78	11	17	1	0	2	9	2	0	2	7	26	3-1	-
1999 Salcedo	.283	58	191	24	54	9	0	12	32	0	3	7	22	67	8-7	-
2000 Gulf Coast	.152	37	99	8	15	5	0	0	3	0	1	1	18	29	1-1	4
Minor League Totals	.234	120	368	43	86	15	0	14	44	2	4	10	47	122	12-9	4

## Alexis Encarnacion, RHP

**Ht.:** 6-0; **Wt.:** 160; **Bats:** Right; **Throws:** Right

**Resides:** Villa Mella, DR

**Signed By:** Luis Silverio and Andres Lopez

**Acquired:** Signed as a non-drafted free agent, 8-4-99

**Career Notes:** Attended Ramon Matias Mella (DR) High.

**Born:** 9-26-82 in Villa Mella, DR

**Opening Day Age:** 18

YEAR CLUB	W-L	ERA	G	GS	CG	SHO	SV	IP	H	R	ER	HR	HB	BB	SO	WP	BK
2000 Salcedo	0-2	3.82	20	0	0	0	1	35.1	42	18	15	1	2	15	20	3	0

## Luis E. Escobar, C

**Ht.:** 5-10; **Wt.:** 195; **Bats:** Left; **Throws:** Right

**Resides:** Manati, PR

**Signed By:** Johnny Ramos

**Acquired:** Selected in 9th round of 2000 June Free Agent Draft

**Career Notes:** Graduated Fernando Callejas (Manati, PR) High, 2000.

**Born:** 9-5-82 in Rio Piedras, PR

**Opening Day Age:** 18

YEAR CLUB	AVG.	G	AB	R	H	2B	3B	HR	RBI	SH	SF	HP	BB	SO	SB-CS	E
2000 Gulf Coast	.116	20	43	9	5	2	0	0	2	1	0	1	10	10	0-0	1

## Brant Ford Farris, SS

**Ht.:** 6-1; **Wt.:** 170; **Bats:** Right; **Throws:** Right

**Resides:** Mansfield, Texas

**Signed By:** Gerald Tuner

**Acquired:** Signed as a non-drafted free agent, 6-12-00

**Career Notes:** Graduated Mansfield (Texas) High, 1996...graduated Northwood (Texas) University, 2000.

**Born:** 3-10-78 in Vernon, Texas

**Opening Day Age:** 23

YEAR CLUB	AVG.	G	AB	R	H	2B	3B	HR	RBI	SH	SF	HP	BB	SO	SB-CS	E
2000 Gulf Coast	.218	45	133	13	29	5	0	0	14	5	1	4	21	19	0-1	4

## Hersy Rafael Felix, C

**Ht.:** 6-3; **Wt.:** 180; **Bats:** Right; **Throws:** Right

**Resides:** Sosua Puerto Plata, DR

**Signed By:** Luis Silverio and Diomedes Castellano

**Acquired:** Signed as a non-drafted free agent, 2-23-96

**Career Notes:** Graduated Liceo "Gregorio Luperon" (Sosua, DR) High, 1995.

**Born:** 4-11-78 in Sosua Puerto Plata, DR

**Opening Day Age:** 22

YEAR CLUB	AVG.	G	AB	R	H	2B	3B	HR	RBI	SH	SF	HP	BB	SO	SB-CS	E
1996 Salcedo	.252	43	111	12	28	5	0	1	11	1	0	1	12	14	2-2	-
1997 Salcedo	.224	37	107	25	24	3	2	3	17	1	2	5	27	8	4-1	-
1998 Gulf Coast	.260	48	173	23	45	5	0	5	25	0	3	2	21	34	0-1	10
Wilmington	.333	3	3	0	1	0	0	0	0	0	0	0	0	2	0-0	0
1999 Charleston	.288	23	80	6	23	7	0	1	4	0	0	0	3	17	2-0	4
2000 Spokane	.137	50	131	17	18	6	0	2	10	1	0	4	11	39	0-0	4
Minor League Totals	.230	204	605	83	139	26	2	12	67	3	5	12	74	114	8-4	18

## Darren Jeffrey Fenster, SS

**Ht.:** 5-9; **Wt.:** 175; **Bats:** Right; **Throws:** Right

**Resides:** Middletown, N.J.

**Signed By:** Keith Hughes

**Acquired:** Selected in 12th round of 2000 June Free Agent

**Career Notes:** Graduated Middletown South (N.J.) High, 1996...received Bachelor of Arts Degree in Communication from Rutgers University, 2000...won 2 Big East Championships, was named Big East Player of the Year in 2000 and was 1st team All-American for the Scarlet Knights.

**Born:** 9-11-78 in Edison, N.J.

**Opening Day Age:** 22

YEAR CLUB	AVG.	G	AB	R	H	2B	3B	HR	RBI	SH	SF	HP	BB	SO	SB-CS	E
2000 Spokane	.236	60	182	30	43	5	1	1	23	4	3	1	32	34	4-2	11

## Ian MacKenzie Ferguson, RHP

**Ht.:** 6-4; **Wt.:** 225; **Bats:** Right; **Throws:** Right

**Resides:** Bellingham, Wash.

**Signed By:** Craig Struss

**Acquired:** Selected in 21st round of 2000 June Free Agent Draft

**Career Notes:** Graduated Sehome (Bellingham, Wash.) High, 1997...attended Regis (Denver, Colo.) University...led the Northwest League in games started in 2000.

**Born:** 8-23-79 in Stockton, Calif.

**Opening Day Age:** 21

YEAR CLUB	W-L	ERA	G	GS	CG	SHO	SV	IP	H	R	ER	HR	HB	BB	SO	WP	BK
2000 Spokane	5-6	3.28	15	*15	0	0	0	71.1	76	38	26	6	4	16	66	9	1

## Manuel Fernandez, RHP

**Ht.:** 6-0; **Wt.:** 160; **Bats:** Right; **Throws:** Right

**Resides:** Nagua, DR

**Signed By:** Luis Silverio and Pedro Silverio

**Acquired:** Signed as a non-drafted free agent, 12-19-00

**Career Notes:** Attended Liceo Mercedes Bello (Nagua, DR) High.

**Born:** 3-23-84 in Sanchez, DR

**Opening Day Age:** 17

YEAR CLUB	W-L	ERA	G	GS	CG	SHO	SV	IP	H	R	ER	HR	HB	BB	SO	WP	BK
(2001 will be first year in professional baseball)																	

## Nathan Patrick (Nate) Field, RHP

**Ht.:** 6-2; **Wt.:** 200; **Bats:** Right; **Throws:** Right

**Resides:** Hays, Kan.

**Signed By:** Joe Jordon (Montreal Expos)

**Acquired:** Contract purchased from Sioux City, 6-29-00

**Career Notes:** Graduated Heritage (Littleton, Colo.) High, 1994...graduated Barton County (Great Bend, Kan.) Community College, 1996...attended Ft. Hays (Kan.) State University...originally signed as a non-drafted free agent by the Montreal Expos on 6-11-98...released by Expos on 3-29-00...signed with Sioux City of the Northern League in May, 2000...held hitters to a .215 batting average at Charleston in 2000.

**Born:** 12-11-75 in Denver, Colo.

**Opening Day Age:** 25

YEAR CLUB	W-L	ERA	G	GS	CG	SHO	SV	IP	H	R	ER	HR	HB	BB	SO	WP	BK
1998 Vermont	3-1	3.09	25	0	0	0	2	35.0	32	16	12	1	3	11	39	5	1
1999 Ottawa	0-0	3.00	2	0	0	0	0	3.0	4	1	1	0	0	4	4	0	0
Cape Fear	4-8	5.40	42	0	0	0	2	65.0	75	49	39	8	7	22	55	4	0
2000 Sioux City	3-0	1.93	11	0	0	0	0	23.0	17	10	5	1	0	15	19	3	0
Charleston	1-2	2.23	17	0	0	0	0	36.1	28	10	9	2	2	15	31	3	1
Minor League Totals	8-11	3.94	86	0	0	0	4	139.1	139	76	61	11	12	52	129	12	2

## Anibal Alexis Figuereo, 1B

**Ht.:** 6-1; **Wt.:** 175; **Bats:** Right; **Throws:** Right

**Resides:** Barahona, DR

**Signed By:** Luis Silverio and Andres Lopez

**Acquired:** Signed as a non-drafted free agent, 9-16-99

**Career Notes:** Attended Escuela Eleonor Felix (DR) High.

**Born:** 1-21-82 in Barahona, DR

**Opening Day Age:** 19

YEAR CLUB	AVG.	G	AB	R	H	2B	3B	HR	RBI	SH	SF	HP	BB	SO	SB-CS	E
2000 Salcedo	.280	55	211	24	59	7	3	1	16	3	2	3	13	59	9-5	-

## Santiago M. Figueroa, SS

**Ht.:** 6-0; **Wt.:** 155; **Bats:** Switch; **Throws:** Right

**Resides:** Santo Domingo, DR

**Signed By:** Luis Silverio and Daurys Nin

**Acquired:** Signed as a non-drafted free agent, 12-27-00

**Career Notes:** Attended Campamento Militar (Santo Domingo, DR) High.

**Born:** 2-1-84 in Santo Domingo, DR

**Opening Day Age:** 17

YEAR CLUB	AVG.	G	AB	R	H	2B	3B	HR	RBI	SH	SF	HP	BB	SO	SB-CS	E
(2001 will be first year in professional baseball)																

## Eduardo Figueroa, 1B

**Ht.:** 6-2; **Wt.:** 205; **Bats:** Left; **Throws:** Left

**Resides:** San Juan, PR

**Signed By:** Steve Connelly (Milwaukee Brewers)

**Acquired:** Signed as a free agent, 1-13-01

**Career Notes:** Attended University of Tennessee...originally selected in 29th round of 1998 June Free Agent Draft by the Milwaukee Brewers...released by Milwaukee on 10-25-00...father, Ed, pitched in the Major Leagues with California, New York Yankees, Texas and Oakland.

**Born:** 9-9-76 in Santurce, PR

**Opening Day Age:** 24

YEAR CLUB	AVG.	G	AB	R	H	2B	3B	HR	RBI	SH	SF	HP	BB	SO	SB-CS	E
1998 Helena	.283	41	152	27	43	13	1	3	24	1	3	3	29	35	1-2	7
1999 Beloit	.253	70	233	38	59	19	0	7	43	2	7	3	29	72	0-0	1
2000 Mudville	.256	85	289	42	74	8	0	6	36	0	3	9	45	75	0-3	5
Beloit	.185	21	65	6	12	2	0	2	4	0	0	0	13	29	1-1	1
Minor League Totals	.254	217	739	113	188	42	1	18	107	3	13	15	116	211	2-6	14

## Jason Rollie Fingers, RHP

**Ht.:** 6-5; **Wt.:** 180; **Bats:** Right; **Throws:** Right

**Resides:** Las Vegas, Nev.

**Signed By:** Gary Johnson

**Acquired:**

**Career Notes:** Graduated Torrey Pines (San Diego, Calif.) High, 1997...graduated Central Arizona Junior College, 1999...attended Arizona State University...son of Hall of Fame pitcher Rollie Fingers.

**Born:** 8-17-78 in San Diego, Calif.

**Opening Day Age:** 22

YEAR CLUB	W-L	ERA	G	GS	CG	SHO	SV	IP	H	R	ER	HR	HB	BB	SO	WP	BK
2000 Spokane	1-2	3.68	18	0	0	0	2	29.1	35	18	12	1	0	11	24	4	0

## Shawn Patrick Gallagher, 1B

**Ht.:** 6-0; **Wt.:** 205; **Bats:** Right; **Throws:** Right

**Resides:** Lakeland, Fla.

**Signed By:** Jim Fairey (Texas Rangers)

**Acquired:** Signed as a free agent, 11-28-00

**Career Notes:** Graduated New Hanover (Wilmington, N.C.) High, 1995...was selected in 5th round of 1995 June Free Agent Draft by Texas...led the Gulf Coast League in hits and total bases (111), was 2nd in hitting, games played, slugging percentage (.338), home runs and RBI and was 3rd in doubles and extra base hits (23) in 1995...led the Appalachian League in slugging percentage (.643), was 3rd in home runs and 5th in extra base hits (31) in 1997...was selected the Tom Grieve Rangers Minor League Player of the Year and the Florida State League Player of the Year in 1998...named the 1st baseman on the Class-A All-Star teams by *Baseball America* and Topps/National Association...was named the Florida State League MVP...led the FSL in runs, total bases (283), doubles, home runs, RBI and extra base hits (67)...ranked 3rd in games, was 4th in hits and 5th in slugging percentage (.544)...became the 2nd Rangers minor league player to have 100 runs and 100 RBI in a season...was released by the Rangers on 8-8-00...signed by the Montreal Expos on 8-10-00...was released on 10-30-00 and signed by the Royals on 11-28-00.

**Born:** 11-8-76 in Colorado Springs, Colo.

**Opening Day Age:** 24

YEAR CLUB	AVG.	G	AB	R	H	2B	3B	HR	RBI	SH	SF	HP	BB	SO	SB-CS	E
1995 Gulf Coast	.338	58	210	34	*71	13	3	7	40	0	3	1	19	44	17-4	7
Hudson Valley	.150	5	20	1	3	2	0	0	4	0	0	1	1	4	0-0	1
1996 Charleston	.224	88	303	29	68	11	4	7	32	3	2	6	18	104	6-1	14
Hudson Valley	.273	44	176	15	48	10	2	4	29	0	1	2	7	48	8-5	8
1997 Charlotte	.141	27	99	7	14	4	0	0	8	0	1	1	5	35	0-0	4
Pulaski	.322	50	199	41	64	13	3	15	52	0	4	4	10	49	2-0	8
1998 Charlotte	.308	137	520	*111	160	*37	4	*26	*121	0	10	7	66	116	18-6	19
1999 Tulsa	.283	112	452	61	128	30	3	18	78	0	2	4	26	84	1-0	15
2000 Tulsa	.283	29	113	22	32	8	0	5	24	0	2	1	12	30	0-0	0
Oklahoma	.237	64	219	27	52	9	3	6	30	1	5	1	23	43	1-4	5
Harrisburg	.191	21	68	7	13	3	0	0	5	0	1	4	7	14	3-1	1
Minor League Totals	.274	635	2379	355	653	140	22	88	423	4	31	32	194	571	56-21	82

## Rafael Roman Garcia, RHP

**Ht.:** 6-1; **Wt.:** 200; **Bats:** Right; **Throw:** Right

**Resides:** Nagua, DR

**Signed By:** Luis Silverio and Diomedes Castellanos

**Acquired:** Signed as a non-drafted free agent, 8-24-96

**Career Notes:** Graduated Escuela San Jose de Villa (DR) High, 1996.

**Born:** 10-24-79 in Nagua, DR

**Opening Day Age:** 21

YEAR CLUB	W-L	ERA	G	GS	CG	SHO	SV	IP	H	R	ER	HR	HB	BB	SO	WP	BK
1997 Salcedo	3-4	3.67	20	5	0	0	0	61.1	60	42	25	2	9	25	45	8	0
							(Did not play)										
1999 Gulf Coast	4-2	4.61	9	5	0	0	0	41.0	44	24	21	2	5	13	44	2	0
2000 Gulf Coast	4-4	3.25	13	6	0	0	0	44.1	34	22	16	1	3	24	55	4	1
Minor League Totals	11-10	3.80	42	16	0	0	0	146.2	138	88	62	5	17	62	144	14	1

## Jay Gregory Gehrke, RHP

**Ht.:** 6-6; **Wt.:** 240; **Bats:** Right; **Throw:** Right

**Resides:** Scottsdale, Ariz.

**Signed By:** Bob Bishop

**Acquired:** Selected as a sandwich pick between the 1st and 2nd rounds (32nd overall) in the 1999 June Free Agent Draft

**Career Notes:** Graduated Fargo (N.D.) High, 1996...attended Arizona State University as a freshman and sophomore...played in the College World Series with the Sun Devils in 1998...transferred to Pepperdine University for his junior campaign...named 1st team All-West Coast Conference and 1st team All-America in 1999 after posting a 0.86 ERA with 37 strikeouts in 31.1 innings of relief...saved 18 of the 31 games in which he appeared...his 18 saves led the nation...earned a spot on the Northwest League All-Star team in 1999 after leading the league with 13 saves in 15 opportunities...tied for first in the league in games pitched and games finished (33) and was 2nd with 33 relief points.

**Born:** 11-1-77 in Fargo, N.D.

**Opening Day Age:** 23

YEAR CLUB	W-L	ERA	G	GS	CG	SHO	SV	IP	H	R	ER	HR	HB	BB	SO	WP	BK
1999 Spokane	0-3	5.59	+32	0	0	0	*13	29.0	34	21	18	3	3	21	33	3	0
2000 Charleston	1-4	3.75	43	0	0	0	4	60.0	50	36	25	3	2	42	38	4	1
Minor League Totals	1-7	4.35	75	0	0	0	17	89.0	84	57	43	6	5	63	71	7	1

## Justin Michael Gemoll, 3B

**Ht.:** 6-2; **Wt.:** 205; **Bats:** Right; **Throw:** Right

**Resides:** San Jose, Calif.

**Signed By:** Frank Baez

**Acquired:** Selected in 14th round of 2000 June Free Agent Draft

**Career Notes:** Graduated Bellarmine (Calif.) High, 1996...attended University of Southern California majoring in Economics...played in 2000 College World Series with the Trojans.

**Born:** 11-19-77 in South Lake Tahoe, Calif.

**Opening Day Age:** 23

YEAR CLUB	AVG.	G	AB	R	H	2B	3B	HR	RBI	SH	SF	HP	BB	SO	SB-CS	E
2000 Spokane	.314	9	35	8	11	2	0	1	5	0	0	3	4	10	0-0	3

## Byron Earl Gettis, OF

**Ht.:** 6-0; **Wt.:** 240; **Bats:** Right; **Throws:** Right

**Resides:** East St. Louis, Ill.

**Signed By:** Craig Struss

**Acquired:** Signed as a non-drafted free agent, 6-29-98

**Career Notes:** Graduated Cahokia (Ill.) High, 1998...was offered a football scholarship to Minnesota to play quarterback for the Gophers...tied for 5th with 5 home runs in the Gulf Coast League in 1999.

**Born:** 3-13-80 in Centreville, Ill.

**Opening Day Age:** 21

YEAR CLUB	AVG.	G	AB	R	H	2B	3B	HR	RBI	SH	SF	HP	BB	SO	SB-CS	E
1998 Gulf Coast	.216	27	88	11	19	2	0	0	4	1	1	0	4	20	0-0	0
1999 Gulf Coast	.316	28	95	20	30	6	2	5	21	0	3	3	17	21	3-2	1
Charleston	.295	43	149	19	44	7	2	2	13	4	1	6	10	36	10-3	4
2000 Charleston	.215	94	344	43	74	18	3	5	50	2	4	11	31	95	11-7	4
Wilmington	.155	30	97	13	15	2	0	0	10	2	1	2	13	33	2-1	1
Minor League Totals	.235	222	773	106	182	35	7	12	98	9	10	22	75	205	26-13	10

## Jason Edward Gilfillan, RHP

Ht.: 6-5; Wt.: 220; Bats: Right; Throws: Right

Resides: Blacksburg, S.C.

Signed By: Balos Davis

Acquired: Selected in 12th round of 1997 June Free Agent Draft

Career Notes: Graduated Blacksburg (S.C.) High, 1994...attended Limestone (S.C.) College.

Born: 8-31-76 in Shelby, N.C.

Opening Day Age: 24

YEAR CLUB	W-L	ERA	G	GS	CG	SHO	SV	IP	H	R	ER	HR	HB	BB	SO	WP	BK
1997 Spokane	2-1	5.06	16	0	0	0	0	16.0	16	13	9	0	1	16	22	3	0
1998 Gulf Coast	1-1	8.00	7	6	0	0	0	9.0	10	8	8	1	1	4	6	1	0
Spokane	0-0	4.91	6	0	0	0	0	7.1	7	5	4	0	1	6	8	0	0
1999 Spokane	4-1	5.71	25	0	0	0	1	34.2	31	23	22	6	6	22	37	3	1
Charleston	0-1	14.66	8	0	0	0	0	11.2	22	21	19	2	1	6	9	1	0
2000 Charleston	1-2	4.20	30	0	0	0	7	45.0	45	24	21	3	4	21	44	4	0
Wilmington	3-1	1.76	12	0	0	0	1	15.1	13	6	3	0	1	13	20	2	0
Omaha	0-0	0.00	1	0	0	0	0	1.0	0	0	0	0	0	1	2	0	0
Minor League Totals	11-7	5.53	105	6	0	0	9	140.0	144	100	86	12	15	89	148	14	1

## Billy James (Jimmy) Gobble, LHP

Ht.: 6-3; Wt.: 190; Bats: Left; Throws: Left

Resides: Bristol, Va.

Signed By: Paul Faulk

Acquired: Selected as a sandwich pick between the 1st and 2nd rounds (43rd overall) in 1999 June Free Agent Draft

Career Notes: Graduated John Battle (Va.) High, 1999...led the South Atlantic League with 2 shutouts in 2000...finished 4th in complete games and 5th in wins...won 5 straight starts with a 2.12 ERA from June 29-July 20 pitching 34.0 innings and 8 earned runs.

Born: 7-19-81 in Bristol, Tenn.

Opening Day Age: 19

YEAR CLUB	W-L	ERA	G	GS	CG	SHO	SV	IP	H	R	ER	HR	HB	BB	SO	WP	BK
1999 Gulf Coast	0-0	2.70	4	1	0	0	0	6.2	6	3	2	0	0	5	8	1	1
2000 Charleston	12-10	3.66	25	25	3	*2	0	145.0	144	75	59	10	4	34	115	1	1
Minor League Totals	12-10	3.62	29	26	3	2	0	151.2	150	78	61	10	4	39	123	2	2

## Luis Enrique Gonzalez, C

Ht.: 6-1; Wt.: 205; Bats: Right; Throws: Right

Resides: Portuaria Guanta, Venezuela

Signed By: Jose Guarache

Acquired: Signed as a non-drafted free agent, 7-16-99

Career Notes: Attended Manuel Reyes Bravo High.

Born: 11-8-82 in Puerto La Cruz, Venezuela

Opening Day Age: 18

YEAR CLUB	AVG.	G	AB	R	H	2B	3B	HR	RBI	SH	SF	HP	BB	SO	SB-CS	E
2000 Salcedo	.221	47	149	15	33	5	1	1	16	2	0	8	9	39	3-3	-

## Jason Earl William Gooding, LHP

Ht.: 5-11; Wt.: 190; Bats: Right; Throws: Left

Resides: Cambridge, Ontario, Canada

Signed By: Bill Price

Acquired: Selected in 5th round of 1997 June Free Agent Draft

Career Notes: Graduated Presion (Cambridge, Ontario) High, 1992...attended Texarkana College and Texas Tech University...was 2nd in the Texas League with 13 wins in 1999.

Born: 7-29-74 in Cambridge, Ontario

Opening Day Age: 26

YEAR CLUB	W-L	ERA	G	GS	CG	SHO	SV	IP	H	R	ER	HR	HB	BB	SO	WP	BK
1997 Spokane	4-0	2.26	11	11	0	0	0	55.2	44	16	14	2	3	11	58	3	0
Lansing	0-1	5.79	1	1	0	0	0	4.2	6	5	3	0	1	1	3	0	0
1998 Wichita	5-7	5.22	25	23	0	0	0	129.1	171	93	75	15	10	43	68	8	2
1999 Wichita	13-7	4.73	23	23	0	0	0	139.0	176	80	73	16	2	39	63	3	0
Omaha	0-1	6.00	1	1	0	0	0	6.0	8	4	4	1	0	1	2	0	0
2000 Wichita	6-3	4.00	29	6	0	0	2	81.0	97	47	36	12	1	26	46	2	0
Minor League Totals	28-19	4.44	90	65	0	0	2	415.2	502	245	205	46	17	121	240	18	2

## Jonathan Niscliry Guzman, OF

**Ht.:** 6-1; **Wt.:** 170; **Bats:** Right; **Throws:** Right

**Resides:** Los Almagigo, Santiago Rodrigues, DR

**Signed By:** Eddie Toledo (New York Mets)

**Acquired:** Obtained from New York Mets in exchange for shortstop Shane Halter, 3-22-99

**Career Notes:** Originally signed as a non-drafted free agent by the New York Mets on 6-23-98.

**Born:** 8-8-80 in Santiago Rodrigues, DR

**Opening Day Age:** 20

YEAR CLUB	AVG.	G	AB	R	H	2B	3B	HR	RBI	SH	SF	HP	BB	SO	SB-CS	E
1998 Estadio Mets	.251	67	227	50	57	0	5	7	38	3	1	5	33	73	32-10	-
1999 Gulf Coast	.241	43	141	23	34	4	1	2	14	2	2	1	21	46	11-2	1
2000 Salcedo	.315	67	251	89	79	12	4	5	30	1	2	5	38	70	45-16	-
Minor League Totals	.275	177	619	162	170	16	10	14	82	6	5	11	92	189	88-28	1

## Juan Francisco Guzman, SS

**Ht.:** 5-10; **Wt.:** 200; **Bats:** Switch; **Throws:** Right

**Resides:** Santiago, DR

**Signed By:** Luis Silverio and Andres Lopez

**Acquired:** Signed as a non-drafted free agent, 6-9-97

**Career Notes:** Attended Liceo Santiago Guzman Espailat (DR) High.

**Born:** 5-27-80 in Santiago, DR

**Opening Day Age:** 20

YEAR CLUB	AVG.	G	AB	R	H	2B	3B	HR	RBI	SH	SF	HP	BB	SO	SB-CS	E
1997 Salcedo	.251	60	183	41	46	8	3	7	32	1	3	5	34	44	14-4	-
1998 Salcedo	.232	64	194	43	45	7	7	0	20	1	0	5	37	47	12-10	-
1999 Gulf Coast	.167	30	96	11	16	4	0	0	7	3	3	1	10	36	7-0	5
2000 Spokane	.197	34	71	8	14	1	2	1	9	3	0	1	10	22	0-3	2
Charleston	.175	19	63	5	11	2	1	0	2	0	0	1	10	24	2-3	7
Minor League Totals	.217	207	607	108	132	22	13	4	70	8	6	13	101	173	35-20	14

## James Patrick (Pat) Hallmark, C/OF

**Ht.:** 6-0; **Wt.:** 175; **Bats:** Right; **Throws:** Right

**Resides:** Houston, Texas

**Signed By:** Terry Wetzel

**Acquired:** Selected in 18th round of 1995 June Free Agent Draft

**Career Notes:** Graduated Westbury (Texas) High, 1992...graduated Alvin (Texas) Community College in 1994...played college baseball at Rice University...named to Northwest League All-Star team in 1995...finished 7th in the league in hitting (.304)...named to the Carolina League All-Star team in 1998...was 2nd in the Texas League in 2000 with a .326 average, 41 stolen bases and 20 hit by pitches and 5th with 156 hits.

**Born:** 12-31-73 in Houston, Texas

**Opening Day Age:** 27

YEAR CLUB	AVG.	G	AB	R	H	2B	3B	HR	RBI	SH	SF	HP	BB	SO	SB-CS	E
1995 Spokane	.304	56	227	36	69	11	0	4	25	2	2	2	13	37	5-3	12
1996 Lansing	.280	118	453	68	127	23	5	1	53	6	1	3	34	80	33-9	11
1997 Lansing	.284	88	306	49	87	13	6	0	39	1	5	7	28	43	22-5	10
Wilmington	.300	27	100	22	30	5	0	2	11	1	2	3	12	16	8-3	0
1998 Wilmington	.272	103	364	59	99	19	1	5	35	6	5	5	46	71	33-19	6
1999 Wichita	.285	75	242	35	69	7	2	5	24	3	2	5	21	62	14-7	6
2000 Wichita	.326	132	479	80	156	26	3	10	79	5	6	20	52	74	41-14	5
Minor League Totals	.293	599	2171	349	637	104	17	27	266	24	23	45	206	383	156-60	50

## Corey David Hart, INF

**Ht.:** 6-0; **Wt.:** 190; **Bats:** Switch; **Throws:** Right

**Resides:** Oklahoma City, Okla.

**Signed By:** Gerald Turner

**Acquired:** Selected in 23rd round of 1998 June Free Agent Draft

**Career Notes:** Graduated Westmoore (Oklahoma City) High, 1994...graduated Connors State (Okla.) Community College, 1996...attended University of Oklahoma...was 3rd in the Northwest League in walks and 4th in on-base percentage (.431) in 1998.

**Born:** 9-5-75 in Oklahoma City, Okla.

**Opening Day Age:** 25

YEAR CLUB	AVG.	G	AB	R	H	2B	3B	HR	RBI	SH	SF	HP	BB	SO	SB-CS	E
1998 Spokane	.242	58	157	25	38	6	0	3	21	2	0	2	50	38	8-4	10
1999 Charleston	.190	92	295	43	56	16	3	0	39	4	5	3	58	62	13-7	21
2000 Wilmington	.218	88	243	45	53	6	2	1	22	6	1	2	64	62	6-6	14
Minor League Totals	.212	238	695	113	147	28	5	4	82	12	6	7	172	162	27-17	45

## Kenneth Eugene (Ken) Harvey, 1B

Ht.: 6-2; Wt.: 240; Bats: Right; Throws: Right

Born: 3-1-78 in Los Angeles, Calif.

Resides: Cerritos, Calif.

Opening Day Age: 23

Signed By: Craig Struss

Acquired: Selected in 5th round of 1999 June Free Agent Draft

**Career Notes:** Graduated Beverly Hills (Calif.) High, 1996...graduated from the University of Nebraska, 2000...led the nation in hitting his senior year at Nebraska hitting .478 in 57 games...was 7th in the nation in slugging percentage (.862), tied for 8th with 107 hits, T11th with 193 total bases, T16th with 86 RBI and T17th with 23 home runs...led the Huskers to the Big 12 Conference title...named Big 12 Player of the Week 4 times...named 1st team All-American by *Baseball America* in 1999...was a finalist for the Golden Spikes Award for the outstanding collegiate baseball player...named the Easton Redline College Defensive Player of the Year in 1999...led the Northwest League with a .397 batting average in 1999...his average fell just 6 points short of the NWL record set by Boise's Ron McNeely in 1976...also led the league with a .477 on-base percentage and a .598 slugging percentage...was named as the DH on the Northwest League All-Star team and Topps Class A-Short Season/Rookie League All-Star team...also named Howe Sports "Star of Stars" award winner for overall statistical performance...named the 2nd best Class-A hitting prospect by *Baseball America* following the 2000 season.

YEAR CLUB	AVG.	G	AB	R	H	2B	3B	HR	RBI	SH	SF	HP	BB	SO	SB-CS	E
1999 Spokane	.397	56	204	49	81	17	0	8	41	0	0	8	23	30	7-3	5
2000 Wilmington	.335	46	164	20	55	10	0	4	25	0	0	7	14	29	0-2	3
Minor League Totals	.370	102	368	69	136	27	0	12	66	0	0	15	37	59	7-5	8

## Ray Edward Hattenburg, 3B

Ht.: 6-1; Wt.: 200; Bats: Switch; Throws: Right

Born: 10-6-76 in Spokane, Wash.

Resides: Spokane, Wash.

Opening Day Age: 24

Signed By: Greg Smith

Acquired: Signed as a non-drafted free agent, 5-25-00

**Career Notes:** Graduated Mead (Spokane, Wash.) High, 1995...received Bachelor of Science Degree in Construction Management from Washington State University in May, 2000.

YEAR CLUB	AVG.	G	AB	R	H	2B	3B	HR	RBI	SH	SF	HP	BB	SO	SB-CS	E
2000 Spokane	.233	64	202	28	47	5	0	1	26	0	3	12	27	55	2-2	11

## Runelvys Antonio Hernandez, RHP

Ht.: 6-1; Wt.: 205; Bats: Right; Throws: Right

Born: 9-27-80 in Santo Domingo, DR

Resides: Santo Domingo, DR

Opening Day Age: 20

Signed By: Luis Silverio and Andres Lopez

Acquired: Signed as a non-drafted free agent, 1-6-98

**Career Notes:** Graduated Cesar Nicolas Penson (DR) High, 1997.

YEAR CLUB	W-L	ERA	G	GS	CG	SHO	SV	IP	H	R	ER	HR	HB	BB	SO	WP	BK
1998 Salcedo	0-2	5.29	19	2	0	0	0	32.1	31	26	19	0	2	29	27	2	0
1999 Salcedo	2-2	3.06	16	2	0	0	5	32.1	23	19	11	0	4	17	36	0	0
2000 Salcedo	7-3	2.25	14	10	0	0	1	72.0	57	25	18	0	4	18	70	4	0
Minor League Totals	9-7	3.16	49	14	0	0	6	136.2	111	70	48	0	10	64	133	6	0

## Juan Carlos Herrera, 2B

Ht.: 5-11; Wt.: 150; Bats: Right; Throws: Right

Born: 11-5-82 in San Pedro de Macoris, DR

Resides: San Pedro de Macoris, DR

Opening Day Age: 18

Signed By: Luis Silverio and Rafael Vasquez

Acquired: Signed as a non-drafted free agent, 6-3-00

**Career Notes:** Attended Escuela Portlatin Sosa.

YEAR CLUB	AVG.	G	AB	R	H	2B	3B	HR	RBI	SH	SF	HP	BB	SO	SB-CS	E
2000 Salcedo	.157	45	115	15	18	2	0	0	5	2	0	3	6	31	2-4	-

## Jason Ryan Herzog, SS

Ht.: 6-1; Wt.: 175; Bats: Right; Throws: Right

Born: 6-8-78 in Racine, Wis.

Resides: Racine, Wis.

Opening Day Age: 22

Signed By: Craig Struss

Acquired: Signed as a non-drafted free agent, 6-26-00

**Career Notes:** Graduated Horlick (Wis.) High, 1996...attended Madison (Wis.) Area Technical College...attended University of Nebraska-Omaha.

YEAR CLUB	AVG.	G	AB	R	H	2B	3B	HR	RBI	SH	SF	HP	BB	SO	SB-CS	E
2000 Spokane	.262	29	84	12	22	3	0	1	8	2	0	1	6	29	1-0	7

## Jeremy Dee Hill, RHP

**Ht.:** 5-11; **Wt.:** 200; **Bats:** Right; **Throws:** Right

**Born:** 8-8-77 in Dallas, Texas

**Resides:** Dallas, Texas

**Opening Day Age:** 23

**Signed By:** Terry Wetzel

**Acquired:** Selected in 5th round of 1996 June Free Agent Draft

**Career Notes:** Graduated W.T. White (Dallas, Texas) High, 1996...was a non-roster invitee as a catcher in the Royals 1999 and 2000 spring training camps...made a position switch from catcher to pitcher during Florida Instructional League following the 2000 campaign.

YEAR CLUB	AVG.	G	AB	R	H	2B	3B	HR	RBI	SH	SF	HP	BB	SO	SB-CS	E
1996 Gulf Coast	.178	31	90	4	16	6	0	0	4	1	1	2	12	17	0-0	9
1997 Spokane	.283	60	187	35	53	12	1	3	29	0	3	1	25	53	1-0	8
1998 Lansing	.240	86	288	25	69	12	1	4	37	4	2	4	15	75	4-1	9
1999 Wilmington	.234	92	304	37	71	12	1	4	27	8	2	6	38	75	2-0	7
2000 Wilmington	.197	99	299	33	59	12	2	3	26	6	3	3	33	84	1-2	14
Minor League Totals	.229	368	1168	134	268	54	5	14	123	19	11	16	123	304	8-3	47

## Norris Stephen Hopper, OF

**Ht.:** 5-9; **Wt.:** 200; **Bats:** Right; **Throws:** Right

**Born:** 3-24-79 in Shelby, N.C.

**Resides:** Passaic, N.Y.

**Opening Day Age:** 22

**Signed By:** Balos Davis

**Acquired:** Selected in 8th round of 1998 June Free Agent Draft

**Career Notes:** Graduated Shelby (N.C.) High, 1998...was 3rd in steals in the Gulf Coast League in 1999...led Charleston in runs, games, at bats and triples in 2000.

YEAR CLUB	AVG.	G	AB	R	H	2B	3B	HR	RBI	SH	SF	HP	BB	SO	SB-CS	E
1998 Gulf Coast	.308	40	133	19	41	2	1	0	11	2	2	0	13	12	11-2	14
1999 Gulf Coast	.257	46	179	33	46	3	2	0	13	2	4	0	19	20	22-6	4
Charleston	.500	5	22	3	11	0	2	0	2	0	0	0	0	1	1-0	2
2000 Charleston	.280	116	454	70	127	20	6	0	29	4	1	4	51	55	24-10	14
Minor League Totals	.286	207	788	125	225	25	11	0	55	8	7	4	83	88	58-18	34

## Lawrence Richard (Larry) Huff, INF

**Ht.:** 6-0; **Wt.:** 185; **Bats:** Right; **Throws:** Right

**Born:** 1-24-72 in Landstuhl, Germany

**Resides:** Las Vegas, Nev.

**Opening Day Age:** 29

**Signed By:** Fred Mazuca (Philadelphia Phillies)

**Acquired:** Signed as a free agent, 5-12-00

**Career Notes:** Graduated Las Vegas (Nev.) High, 1990...had an appointment to the Air Force Academy but chose baseball and attended Cal State Los Angeles College...originally selected 32nd round of 1994 June Free Agent Draft by the Philadelphia Phillies...named to South Atlantic League All-Star team as a 2nd baseman...was 5th in the league in hits and walks...tied Clearwater record for steals (37) and finished 5th in the Florida State League in 1996...selected to AA All-Star Game in 1998...did not play due to torn labrum in left shoulder, which sidelined him for the remainder of the season...established career highs in doubles, RBI and stolen bases in 1999...ranked 2nd in the Eastern League in stolen base percentage (.824).

YEAR CLUB	AVG.	G	AB	R	H	2B	3B	HR	RBI	SH	SF	HP	BB	SO	SB-CS	E
1994 Martinsville	.252	39	143	24	26	2	1	1	7	1	0	6	29	20	17-4	7
Batavia	.224	20	67	13	15	1	0	0	2	2	0	0	12	10	5-0	4
1995 Piedmont	.272	130	481	86	131	26	4	1	51	7	4	10	74	64	26-8	27
1996 Clearwater	.273	128	483	73	132	17	5	0	37	10	4	6	60	65	37-11	19
1997 Reading	.264	124	425	58	112	21	3	5	41	6	0	6	36	57	24-7	20
1998 Reading	.338	40	136	26	46	7	2	7	25	1	1	5	19	15	10-2	4
1999 Reading	.260	121	427	72	111	28	3	3	54	6	8	10	60	69	28-6	23
Scranton	.235	9	17	4	4	2	0	0	1	0	0	0	5	2	0-0	0
2000 Wichita	.300	83	290	48	87	14	1	3	43	7	3	3	51	48	13-8	13
Minor League Totals	.273	694	2469	404	675	118	19	20	261	40	20	47	346	350	160-47	117

## Carlos Francisco Hurtado, OF

**Ht.:** 6-2; **Wt.:** 160; **Bats:** Right; **Throws:** Right

**Born:** 2-20-84 in Imbert, DR

**Resides:** Puerto Plata, DR

**Opening Day Age:** 17

**Signed By:** Luis Silverio, Pedro Silverio and Albert Gonzalez

**Acquired:** Signed as a non-drafted free agent, 10-3-00

**Career Notes:** Attended Luis Antonio Perez (Impert, DR) High.

YEAR CLUB	AVG.	G	AB	R	H	2B	3B	HR	RBI	SH	SF	HP	BB	SO	SB-CS	E
(2001 will be first year in professional baseball)																

## Brian Scott Johnson, C

**Ht.:** 6-1; **Wt.:** 200; **Bats:** Right; **Throws:** Right

**Resides:** Derby, Kan.

**Signed By:** Craig Struss

**Acquired:** Selected in 24th round of 1999 June Free Agent Draft

**Career Notes:** Graduated Derby (Kan.) High, 1995...received Associate of Arts Degree from Cloud County (KS) Community College...attended the University of Nebraska...was a member of the Huskers 1999 Big 12 Conference championship team.

YEAR CLUB	AVG.	G	AB	R	H	2B	3B	HR	RBI	SH	SF	HP	BB	SO	SB-CS	E
1999 Spokane	.248	41	137	18	34	7	0	1	22	1	3	9	12	20	4-3	7
2000 Charleston	.219	61	201	15	44	13	0	0	21	3	5	10	8	39	1-1	12
Minor League Totals	.231	102	338	33	78	20	0	1	43	4	8	19	20	59	5-4	19

## Jason Kellzzkahi Kaanoi, RHP

**Ht.:** 5-11; **Wt.:** 175; **Bats:** Left; **Throws:** Right

**Resides:** Kaneohe, Hawaii

**Signed By:** Dave Herrera

**Acquired:** Selected in 7th round of 2000 June Free Agent Draft

**Career Notes:** Graduated Kamehameha (Honolulu, Hawaii) High, 2000...had shoulder surgery in October, 2000 performed by Dr. Lewis Yokum.

**Born:** 4-20-77 in Wichita, Kan.

**Opening Day Age:** 23

**Born:** 8-19-82 in Honolulu, Hawaii

**Opening Day Age:** 18

YEAR CLUB	W-L	ERA	G	GS	CG	SHO	SV	IP	H	R	ER	HR	HB	BB	SO	WP	BK
2000 Gulf Coast	2-1	0.56	4	4	0	0	0	16.0	13	2	1	0	0	2	20	2	1
Charleston	0-1	4.29	4	4	0	0	0	21.0	23	13	10	0	0	11	9	1	0
Minor League Totals	2-2	2.68	8	8	0	0	0	37.0	36	15	11	0	0	13	29	3	1

## William George (Billy) Keppinger III, OF

**Ht.:** 6-0; **Wt.:** 180; **Bats:** Left; **Throws:** Left

**Resides:** Auburn, Ga.

**Signed By:** Mark Willoughby

**Acquired:** Selected in 17th round of 2000 June Free Agent Draft

**Career Notes:** Graduated Parkview (Ga.) High, 1997...graduated Lake City (Fla.) Community College, 1999...attends Cumberland (Ky.) University.

**Born:** 12-15-78 in Miami, Fla.

**Opening Day Age:** 22

YEAR CLUB	AVG.	G	AB	R	H	2B	3B	HR	RBI	SH	SF	HP	BB	SO	SB-CS	E
2000 Spokane	.276	51	152	22	42	11	0	2	21	0	2	1	18	32	4-2	4

## James Troy (Jim) King Jr., LHP

**Ht.:** 5-11; **Wt.:** 190; **Bats:** Switch; **Throws:** Left

**Resides:** Pensacola, Fla.

**Signed By:** Dennis Woody

**Acquired:** Signed as a non-drafted free agent, 6-17-99

**Career Notes:** Graduated Escambia (Pensacola, Fla.) High, 1995...attended Wallace State (Hanceville, Ala.) Community College, Jefferson Davis (Baton, Ala.) Junior College and University of Mobile (Ala.)...was a member of Division II Juco World Series champions at Jefferson Davis...tied for 5th in wins and was 6th in ERA in the Northwest League in 1999.

**Born:** 7-21-77 in Pensacola, Fla.

**Opening Day Age:** 23

YEAR CLUB	W-L	ERA	G	GS	CG	SHO	SV	IP	H	R	ER	HR	HB	BB	SO	WP	BK
1999 Spokane	7-2	3.88	17	7	0	0	0	72.0	60	38	31	8	0	29	63	5	1
2000 Wilmington	2-2	3.29	46	0	0	0	6	52.0	48	19	19	2	2	11	45	4	0
Minor League Totals	9-4	3.63	63	7	0	0	6	124.0	108	57	50	10	2	40	108	9	1

## Jesse Kurtz-Nicholl, LHP

**Ht.:** 6-0; **Wt.:** 190; **Bats:** Left; **Throws:** Left

**Resides:** Malibu, Calif.

**Signed By:** Chet Sergio

**Acquired:** Selected in 10th round of 1999 June Free Agent Draft

**Career Notes:** Graduated University (Los Angeles, Calif.) High, 1995...graduated from Rice University in 1999 with a degree in Sociology and Religious Studies... was a member of the Owls 1997 and '99 College World Series teams...was 7-1 with a 2.61 ERA in 38 games for Rice in 1999.

**Born:** 6-7-77 in Washington D.C.

**Opening Day Age:** 23

YEAR CLUB	W-L	ERA	G	GS	CG	SHO	SV	IP	H	R	ER	HR	HB	BB	SO	WP	BK
1999 Spokane	5-2	3.08	24	0	0	0	0	38.0	39	19	13	0	0	14	38	4	0
2000 Wilmington	0-1	5.00	8	0	0	0	0	9.0	10	9	5	1	0	8	12	0	1
Charleston	3-1	2.56	29	0	0	0	1	38.2	29	13	11	2	2	17	31	3	0
Minor League Totals	8-4	3.05	61	0	0	0	1	85.2	78	41	29	3	2	39	81	7	1

## Justin Daniel Lamber, LHP

Ht.: 6-0; Wt.: 225; Bats: Right; Throws: Left

Resides: Hackensack, N.J.

Signed By: Bob Carter

Acquired: Selected in 17th round of 1997 June Free Agent Draft

Career Notes: Graduated Hackensack (N.J.) High, 1994...attended University of Richmond...was added to the Royals 40-man roster on 11-18-99...was outrighted off the 40-man roster on 9-1-00.

YEAR CLUB	W-L	ERA	G	GS	CG	SHO	SV	IP	H	R	ER	HR	HB	BB	SO	WP	BK
1997 Spokane	1-1	4.28	25	0	0	0	4	27.1	24	14	13	1	1	20	40	10	0
1998 Wilmington	2-2	3.38	32	0	0	0	2	53.1	43	21	20	3	1	29	68	6	0
1999 Wilmington	5-3	3.67	39	2	0	0	6	68.2	68	29	28	2	2	33	67	8	0
2000 Wichita	5-3	6.55	43	0	0	0	2	68.2	85	54	50	8	2	58	43	6	1
Minor League Totals	13-9	4.58	139	2	0	0	14	218.0	220	118	111	14	6	140	218	30	1

Born: 5-22-76 in Ridgewood, N.J.

Opening Day Age: 24

## Wilfredo Laureano, OF

Ht.: 6-0; Wt.: 190; Bats: Right; Throws: Right

Resides: Hato Mayor, DR

Signed By: Luis Silverio and Rafael Vasquez

Acquired: Signed as a non-drafted free agent, 7-6-97

Career Notes: Attended Colegio Advertista Dominicano (DR) High.

YEAR CLUB	AVG.	G	AB	R	H	2B	3B	HR	RBI	SH	SF	HP	BB	SO	SB-CS	E
1998 Salcedo	.252	42	159	22	40	2	0	1	22	1	0	3	7	20	1-6	-
1999 Salcedo	.246	42	142	23	35	7	1	3	17	0	0	5	13	29	6-0	-
2000 Gulf Coast	.211	46	147	9	31	4	0	3	24	1	3	2	11	28	2-0	3
Minor League Totals	.237	130	448	54	106	13	1	7	63	2	3	10	31	77	9-6	3

Born: 11-4-80 in Hato Mayor, DR

Opening Day Age: 20

## Angel Alexander Lewis, OF

Ht.: 6-2; Wt.: 165; Bats: Right; Throws: Right

Resides: David, Chiriqui, Panama

Signed By: Luis Cordoba

Acquired: Signed as a non-drafted free agent, 11-27-00

YEAR CLUB	AVG.	G	AB	R	H	2B	3B	HR	RBI	SH	SF	HP	BB	SO	SB-CS	E
(2001 will be his first year in professional baseball)																

Born: 11-9-83 in David, Chiriqui, Panama

Opening Day Age: 17

## Juan C. Llamas, INF

Ht.: 6-1; Wt.: 165; Bats: Right; Throws: Right

Resides: Cartagena, Columbia

Signed By: Jorge Ortega and Tito Quintero (New York Yankees)

Acquired: Signed as a free agent, 11-28-00

Career Notes: Originally signed as a non-drafted free agent by the New York Yankees on 7-4-97...was released by New York on 1-10-00...signed by the Cincinnati Reds organization on 1-15-00...was released by Reds on 9-27-00.

YEAR CLUB	AVG.	G	AB	R	H	2B	3B	HR	RBI	SH	SF	HP	BB	SO	SB-CS	E
1998 Santo Domingo	.383	64	243	55	93	16	6	7	59	1	4	5	23	33	4-2	-
1999 Santo Domingo	.316	36	136	22	43	11	1	2	17	0	1	2	12	16	3-1	-
Gulf Coast Yankees	.500	4	4	1	2	0	0	0	0	0	0	2	1	0-0	1	-
2000 Gulf Coast Reds	.299	24	87	10	26	1	1	1	11	0	0	2	4	15	1-1	5
Minor League Totals	.348	132	489	89	170	29	8	10	88	2	5	9	41	68	8-4	6

Born: 6-24-80 in Cartagena, Columbia

Opening Day Age: 20

## Samuel DeJesus Lopez, RHP

Ht.: 6-4; Wt.: 180; Bats: Right; Throws: Right

Resides: Monte Cristi, DR

Signed By: Luis Silverio and Oscar Martinez

Acquired: Signed as a non-drafted free agent, 7-30-99

Career Notes: Attended Liceo Jose Marti in Monte Cristi, DR...finished 3rd in the Gulf Coast League in saves, games finished (21) and relief points (33) and 5th in games pitched in 2000.

YEAR CLUB	W-L	ERA	G	GS	CG	SHO	SV	IP	H	R	ER	HR	HB	BB	SO	WP	BK
1999 Salcedo	0-2	7.89	12	1	0	0	0	21.2	36	29	19	2	3	17	8	9	1
2000 Gulf Coast	1-1	3.29	23	0	0	0	11	27.1	23	12	10	1	7	13	25	2	0
Minor League Totals	1-3	5.33	35	1	0	0	11	49.0	59	41	29	3	10	30	33	11	1

Born: 6-15-82 in Villa Vasquez, DR

Opening Day Age: 18

## Thomas Lora, INF

**Ht.:** 5-10; **Wt.:** 180; **Bats:** Switch; **Throws:** Right

**Resides:** Castanvela, Monte Cristy, DR

**Signed By:** Luis Silverio and Andres Lopez

**Acquired:** Signed as a non-drafted free agent, 2-21-97

**Career Notes:** Attended Liceo Pedro A. Pimentel (DR) High.

**Born:** 10-14-78 in Dajabon, DR

**Opening Day Age:** 22

YEAR CLUB	AVG.	G	AB	R	H	2B	3B	HR	RBI	SH	SF	HP	BB	SO	SB-CS	E
1997 Salcedo	.327	50	156	42	51	7	4	0	21	4	0	0	30	23	14-8	-
1998 Salcedo	.317	62	205	49	65	7	8	1	37	7	2	6	37	25	34-14	-
1999 Gulf Coast	.274	47	175	31	48	3	4	1	17	3	1	3	31	37	20-2	3
2000 Charleston	.203	105	359	39	73	13	1	0	18	5	1	4	26	86	30-12	7
Minor League Totals	.265	264	895	161	237	30	17	2	93	19	4	13	124	171	98-36	10

## Curt Russell Lyons, RHP

**Ht.:** 6-5; **Wt.:** 225; **Bats:** Right; **Throws:** Right

**Resides:** Richmond, Ky.

**Signed By:** Gene Bennett (Cincinnati Reds)

**Acquired:** Signed as a free agent, 11-25-00

**Career Notes:** Graduated Madison Central High...originally selected in 6th round of 1992 June Free Agent Draft by the Cincinnati Reds...traded by the Reds to the Chicago Cubs for Outfielder Ozzie Timmons and pitcher Jayson Peterson on 3-31-97...claimed on waivers by Reds from Chicago on 10-3-97...signed by the New York Yankees as a free agent on 1-19-99...released by Yankees on 7-10-99...signed by St. Louis Cardinals on 10-25-99 and released on 3-22-00...signed by Atlantic City of the Atlantic League in April, 2000...contract was purchased by the Cleveland Indians from Atlantic City on 6-26-00...released by Cleveland on 7-14-00...signed by Yuma of the independent Western League in August, 2000.

**Born:** 10-17-74 in Greenscastle, Ind.

**Opening Day Age:** 26

YEAR CLUB	W-L	ERA	G	GS	CG	SHO	SV	IP	H	R	ER	HR	HB	BB	SO	WP	BK
1992 Princeton	5-3	2.77	11	11	0	0	0	55.1	61	36	17	4	4	17	33	6	1
1993 Billings	7-3	3.00	15	12	2	0	0	84.0	89	35	28	3	3	20	64	10	0
1994 Charleston	3-6	3.86	12	11	0	0	0	65.1	64	30	28	2	8	22	55	12	0
Princeton	1-1	1.98	4	4	0	0	0	27.1	16	9	6	0	2	2	28	2	0
1995 Winston-Salem	9-9	2.98	26	26	0	0	0	160.1	139	66	53	10	15	67	122	9	3
1996 Chattanooga	13-4	2.41	24	24	1	0	0	141.2	113	48	38	8	10	52	176	6	0
CINCINNATI	2-0	4.50	3	3	0	0	0	16.0	17	8	8	1	1	7	14	0	0
1997 Iowa	0-2	6.37	8	8	0	0	0	29.2	35	23	21	8	4	21	26	2	0
Orlando	0-0	7.50	2	2	0	0	0	6.0	5	5	5	0	1	2	8	1	0
1998 Chattanooga	0-1	9.00	3	3	0	0	0	7.0	6	7	7	0	1	8	10	0	0
1999 Gulf Coast Yankees	0-0	0.00	1	0	0	0	0	2.0	1	0	0	0	0	2	3	0	0
2000 Atlantic City	2-4	2.91	11	10	0	0	0	58.2	41	21	19	4	5	40	75	2	0
Akron	2-1	5.40	3	3	0	0	0	15.0	15	9	9	1	2	8	20	1	0
Yuma	1-0	2.37	4	4	0	0	0	19.0	8	7	5	1	2	5	23	1	0
Major League Totals	2-0	4.50	3	3	0	0	0	16.0	17	8	8	1	1	7	14	0	0
Minor League Totals	40-30	3.21	109	104	3	0	0	593.2	545	268	212	36	50	221	545	49	4

## Julin (Willy) Made, RHP

**Ht.:** 6-2; **Wt.:** 185; **Bats:** Left; **Throws:** Right

**Resides:** San Cristobal, DR

**Signed By:** Luis Silverio and Andres Lopez

**Acquired:** Signed as a non-drafted free agent, 10-13-99

**Career Notes:** Attended Escuela Escondido (Bani, DR) High.

**Born:** 11-16-82 in Bani, Perauia, DR

**Opening Day Age:** 18

YEAR CLUB	W-L	ERA	G	GS	CG	SHO	SV	IP	H	R	ER	HR	HB	BB	SO	WP	BK
2000 Salcedo	0-3	6.19	15	5	0	0	0	36.1	50	31	25	2	3	26	25	5	5

## Micah Shiloh Mangrum, RHP

**Ht.:** 6-2; **Wt.:** 175; **Bats:** Right; **Throws:** Right

**Resides:** Sandy, Utah

**Signed By:** Kansas City Office

**Acquired:** Signed as a non-drafted free agent, 6-7-00

**Career Notes:** Graduated Brighton (Salt Lake, City Utah) High, 1995...attends Brigham Young University.

**Born:** 9-11-77 in Thousand Oaks, Calif.

**Opening Day Age:** 23

YEAR CLUB	W-L	ERA	G	GS	CG	SHO	SV	IP	H	R	ER	HR	HB	BB	SO	WP	BK
2000 Spokane	0-3	2.75	20	0	0	0	0	39.1	35	14	12	2	2	10	39	2	0

## Abel Martinez, 2B

Ht.: 5-10; Wt.: 190; Bats: Right; Throws: Right

Resides: Los Mochis, Mexico

Acquired: Contract purchased from Cancun in the Mexican League, 5-26-00

Signed By: Kansas City Office

Career Notes: Graduated Centro Escolar del Noroeste (Mexico), 1995.

YEAR CLUB	AVG.	G	AB	R	H	2B	3B	HR	RBI	SH	SF	HP	BB	SO	SB-CS	E
1996 Quintana Roo	.154	23	26	8	4	1	0	0	2	1	0	0	1	8	0-1	2
1997 Quintana Roo	.154	48	65	11	10	1	2	0	3	1	0	0	5	14	6-1	2
1998 Cancun	.254	56	118	16	30	1	0	0	12	4	0	1	5	19	6-3	13
1999 Cancun	.235	110	332	30	78	8	2	0	35	5	4	5	23	43	6-6	14
2000 Spokane	.308	62	247	30	76	4	3	1	31	0	1	1	17	29	5-5	7
Minor League Totals	.251	299	788	95	198	15	7	1	83	11	5	7	51	113	23-16	38

## Michael Joel (Mike) Matthews, OF/1B

Ht.: 6-5; Wt.: 200; Bats: Switch; Throws: Right

Resides: Bowling Green, Ky.

Acquired: Selected in 24th round of 2000 June Free Agent Draft

Signed By: Mark Willoughby

Career Notes: Graduated Warren Central (Bowling Green, Ky.) High, 1998...attended Columbia (Tenn.) State Community College.

YEAR CLUB	AVG.	G	AB	R	H	2B	3B	HR	RBI	SH	SF	HP	BB	SO	SB-CS	E
2000 Gulf Coast	.242	35	120	11	29	4	1	0	21	2	1	1	7	24	1-0	2
Charleston	.000	1	4	0	0	0	0	0	0	0	0	0	0	1	0-0	0
Minor League Totals	.234	36	124	11	29	4	1	0	21	2	1	1	7	25	1-0	2

## James Frederick McAuley, C

Ht.: 6-0; Wt.: 195; Bats: Right; Throws: Right

Resides: Dunwoody, Ga.

Acquired: Selected in 7th round of 1999 June Free Agent Draft

Signed By: Wil Rutenschroer

Career Notes: Graduated H.B. Plant (Tampa, Fla.) High, 1996...attended University of Louisville...named 1st team Conference USA in 1999.

YEAR CLUB	AVG.	G	AB	R	H	2B	3B	HR	RBI	SH	SF	HP	BB	SO	SB-CS	E
1999 Spokane	.143	12	35	7	5	1	0	1	6	1	0	1	9	10	2-0	3
2000 Charleston	.244	53	160	21	39	5	1	1	23	3	1	3	23	44	4-1	8
Minor League Totals	.226	65	195	28	44	6	1	2	29	4	1	4	32	54	6-1	11

## Zachary Daniel (Zach) McClellan, RHP

Ht.: 6-5; Wt.: 195; Bats: Right; Throws: Right

Resides: Toledo, Ohio

Signed By: Jason Bryan

Acquired: Selected in 5th round of 2000 June Free Agent Draft

Career Notes: Graduated St. Francis de Soles (Toledo, Ohio) High, 1997...attended Indiana University.

YEAR CLUB	W-L	ERA	G	GS	CG	SHO	SV	IP	H	R	ER	HR	HB	BB	SO	WP	BK
2000 Spokane	2-3	3.58	13	13	0	0	0	55.1	52	24	22	1	4	29	46	3	1

## Ysaac Jose Medina, LHP

Ht.: 6-0; Wt.: 165; Bats: Left; Throws: Left

Resides: Cabimas, Zulia, Venezuela

Signed By: Juan Indriago and Wilmer Castillo

Acquired: Signed as a non-drafted free agent, 6-21-00

Career Notes: Graduated Victor Capo (Cabimas, Zulia, Venezuela) High, 1999.

YEAR CLUB	W-L	ERA	G	GS	CG	SHO	SV	IP	H	R	ER	HR	HB	BB	SO	WP	BK
2000 Salcedo	1-3	5.25	15	0	0	0	0	24.0	27	19	14	2	0	9	25	6	0

## Steve Medrano, SS

**Ht.:** 5-11; **Wt.:** 155; **Bats:** Switch; **Throws:** Right

**Resides:** West Covina, Calif.

**Signed By:** Frank Baez

**Acquired:** Selected in 5th round of 1995 June Free Agent Draft

**Career Notes:** Graduated Bishop Amat (Calif.) High, 1995...selected to play in the Midwest League All-Star game in 1997 and 1998.

**Born:** 10-8-77 in Los Angeles, Calif.

**Opening Day Age:** 23

YEAR CLUB	AVG.	G	AB	R	H	2B	3B	HR	RBI	SH	SF	HP	BB	SO	SB-CS	E
1996 Gulf Coast	.273	46	154	24	42	10	0	1	11	3	0	2	19	21	3-1	16
1997 Lansing	.221	97	321	35	71	7	5	0	29	3	3	3	34	39	10-5	20
1998 Lansing	.259	106	340	45	88	14	5	0	29	13	2	4	34	39	15-3	16
1999 Wilmington	.251	98	362	41	91	4	3	0	24	8	1	1	30	66	12-10	15
2000 Charleston	.215	44	163	30	35	3	0	0	9	4	1	1	24	28	5-1	5
Wilmington	.154	3	13	1	2	0	0	0	0	1	0	0	0	0	0-0	2
Wichita	.224	16	49	5	11	0	0	0	4	1	1	0	2	9	0-2	0
Minor League Totals	.243	410	1402	181	340	38	13	1	106	33	8	11	143	202	45-22	74

## Aaron Michael Melebeck, SS

**Ht.:** 5-11; **Wt.:** 175; **Bats:** Right; **Throws:** Right

**Resides:** Youngstown, La.

**Signed By:** Chet Sergio

**Acquired:** Selected in 19th round of 2000 June Free Agent Draft

**Career Notes:** Graduated Clearbrook (Friendswood, Texas) High, 1996...graduated Galveston (Texas) College, 1998...attended University of Houston majoring in Economics.

**Born:** 1-5-78 in Omaha, Neb.

**Opening Day Age:** 23

YEAR CLUB	AVG.	G	AB	R	H	2B	3B	HR	RBI	SH	SF	HP	BB	SO	SB-CS	E
2000 Spokane	.283	47	166	23	47	6	0	1	23	5	4	6	26	31	8-3	8

## Wilkins Ramon Mercado, 3B

**Ht.:** 6-2; **Wt.:** 220; **Bats:** Right; **Throws:** Right

**Resides:** Esperanza, Val Verde, DR

**Signed By:** Luis Silverio and Oscar Martinez

**Acquired:** Signed as a non-drafted free agent, 11-22-96

**Career Notes:** Graduated Cristobal Colon (DR) High, 1996.

**Born:** 10-5-78 in Esperanza, Val Verde, DR

**Opening Day Age:** 22

YEAR CLUB	AVG.	G	AB	R	H	2B	3B	HR	RBI	SH	SF	HP	BB	SO	SB-CS	E
1997 Salcedo	.280	66	250	42	70	15	5	2	44	0	6	0	22	29	3-3	-
1998 Salcedo	.311	67	254	43	79	16	2	2	49	0	6	4	27	24	8-6	-
1999 Gulf Coast	.266	41	128	17	34	5	1	3	15	0	1	1	17	23	1-0	8
2000 Charleston	.276	42	145	12	40	8	2	2	22	1	0	2	15	45	0-0	7
Minor League Totals	.287	216	777	114	223	44	10	9	130	1	13	7	81	121	12-9	15

## Jonathan Phillip (Jon) Metzger, LHP

**Ht.:** 6-2; **Wt.:** 200; **Bats:** Left; **Throws:** Left

**Resides:** Fairfax Station, Va.

**Signed By:** Junior Vizcaino

**Acquired:** Selected in 13th round of 2000 June Free Agent Draft

**Career Notes:** Graduated Lake Braddock Burke (Va.) High, 1997...attended University of Virginia.

**Born:** 10-27-78 in Monroe, Wis.

**Opening Day Age:** 22

YEAR CLUB	W-L	ERA	G	GS	CG	SHO	SV	IP	H	R	ER	HR	HB	BB	SO	WP	BK
2000 Spokane	2-6	3.92	13	12	0	0	0	62.0	46	32	27	0	3	34	64	5	5

## Roderick Russell (Rod) Metzler, INF/OF

**Ht.:** 5-11; **Wt.:** 190; **Bats:** Switch; **Throws:** Right

**Resides:** Zionsville, Ind.

**Signed By:** Tony Levato

**Acquired:** Selected in 21st round of 1997 June Free Agent Draft

**Career Notes:** Graduated Manzano (Albuquerque, N.M.) High, 1992...received Bachelor's Degree in Aviation Technology from Purdue University in 1997...named Purdue MVP and 2nd Team All-Big 10 in 1997.

**Born:** 11-19-74 in Austin, Texas

**Opening Day Age:** 26

YEAR CLUB	AVG.	G	AB	R	H	2B	3B	HR	RBI	SH	SF	HP	BB	SO	SB-CS	E
1997 Spokane	.228	62	224	37	51	5	5	3	31	5	2	1	18	48	9-2	6
1998 Lansing	.251	88	323	45	81	17	4	2	34	4	0	3	36	77	17-6	15
1999 Charleston	.264	130	462	64	122	23	7	7	60	5	1	9	48	98	29-14	20
Wichita	.500	3	10	5	5	2	0	2	4	1	0	1	0	3	0-0	0
2000 Wichita	.266	111	361	50	96	15	3	5	44	5	1	5	28	74	7-8	16
Minor League Totals	.257	394	1380	201	355	62	19	19	173	20	4	19	130	300	62-30	57

## Kyle James Middleton, RHP

Ht.: 6-6; Wt.: 230; Bats: Right; Throws: Right

Resides: Pensacola, Fla.

Signed By: Dennis Woody

Acquired: Selected in 49th round of 1999 June Free Agent Draft

Career Notes: Graduated Escambia (Pensacola, Fla.) High, 1998...received Associate of Arts Degree from Jefferson Davis Community College (Brewton, Ala.), 2000.

Born: 6-13-80 in Pensacola, Fla.

Opening Day Age: 20

YEAR CLUB	W-L	ERA	G	GS	CG	SHO	SV	IP	H	R	ER	HR	HB	BB	SO	WP	BK
2000 Gulf Coast	0-2	14.85	15	1	0	0	0	20.0	32	34	33	2	0	17	14	6	0

## Ricardo Amaviy Montas, INF

Ht.: 6-1; Wt.: 195; Bats: Right; Throws: Right

Resides: Marietta, Ga.

Signed By: Luis Silverio and Andres Lopez

Acquired: Signed as a non-drafted free agent, 6-4-94

Career Notes: Graduated Colegio San Martin De Porres (DR) High, 1994... finished 3rd in the Northwest League with a .909 stolen base percentage in 1998.

Born: 3-9-77 in New York, N.Y.

Opening Day Age: 24

YEAR CLUB	AVG.	G	AB	R	H	2B	3B	HR	RBI	SH	SF	HP	BB	SO	SB-CS	E
1994 Salcedo	.184	41	136	18	25	4	0	1	14	0	1	0	16	14	3-4	-
1995 Gulf Coast	.071	22	28	2	2	0	0	1	3	0	0	1	3	6	0-0	9
1996 Lansing	.292	8	24	1	7	0	0	0	0	0	0	0	2	4	0-0	3
Gulf Coast	.264	50	182	25	48	6	1	2	22	2	1	3	20	31	5-1	10
1997 Spokane	.300	66	217	42	65	5	3	2	20	0	1	0	35	39	5-0	21
Lansing	.300	4	10	0	3	0	0	0	1	2	2	2	0	2	0-0	1
1998 Spokane	.303	63	211	45	64	10	0	1	27	4	4	1	30	28	10-1	2
Lansing	.229	51	140	21	32	4	1	1	14	1	0	1	22	28	4-2	12
1999 Wilmington	.246	98	349	46	86	15	0	2	31	5	2	3	47	60	4-2	3
2000 Wilmington	.277	93	314	43	87	17	0	0	36	2	4	5	42	49	6-1	5
Wichita	.216	11	37	5	8	2	0	0	3	0	0	0	0	5	0-0	0
Minor League Totals	.259	507	1648	248	427	63	5	10	171	16	15	16	217	266	37-14	66

## Luis Sekou Kwame Morillo, OF

Ht.: 6-1; Wt.: 180; Bats: Right; Throws: Right

Resides: La Victoria, Aragua, Venezuela

Signed By: Juan Indriago

Acquired: Signed as a non-drafted free agent, 11-9-99

Born: 7-18-82 in La Victoria, Aragua, Venezuela

Opening Day Age: 18

YEAR CLUB	AVG.	G	AB	R	H	2B	3B	HR	RBI	SH	SF	HP	BB	SO	SB-CS	E
2000 Salcedo	.169	33	83	10	14	0	1	1	4	0	1	0	5	26	7-1	-

## Robert Michael (Robbie) Morrison, RHP

Ht.: 6-0; Wt.: 215; Bats: Right; Throws: Right

Resides: Valrico, Fla.

Signed By: Albert Gonzalez

Acquired: Selected in 2nd round of 1998 June Free Agent Draft

Career Notes: Graduated Wellington (Fla.) Community High, 1995...attended University of Miami where he was the Canes closer for 3 years...named 3rd team All-American by Collegiate Baseball...played in 3 College World Series...is 2nd in career saves for Miami with 33...also played in the Cape Cod League and for Team USA...finished 2nd in the Northwest League in saves and games finished (22) in 1998...was also 2nd in the relief point standings with 45 points...had shoulder surgery in September, 2000 to repair a partial tear of the rotator cuff.

Born: 12-7-76 in West Palm Beach, Fla.

Opening Day Age: 24

YEAR CLUB	W-L	ERA	G	GS	CG	SHO	SV	IP	H	R	ER	HR	HB	BB	SO	WP	BK
1998 Spokane	3-0	2.13	26	0	0	0	13	25.1	15	8	6	2	1	18	33	1	0
1999 Wilmington	2-5	2.27	28	0	0	0	6	43.2	31	13	11	2	4	13	47	0	1
Wichita	2-0	2.01	15	0	0	0	5	22.1	26	7	5	0	1	7	21	3	0
2000 Wichita	3-3	3.38	34	1	0	0	5	61.1	58	30	23	6	0	29	49	5	0
Minor League Totals	10-8	2.65	103	1	0	0	29	152.2	130	58	45	10	6	67	150	9	1

## Taylor Mark Myers, RHP

**Ht.:** 6-0; **Wt.:** 180; **Bats:** Right; **Throws:** Right

**Resides:** Las Vegas, Nev.

**Signed By:** Bob Bishop

**Acquired:** Selected in 2nd round of 1996 June Free Agent Draft

**Career Notes:** Graduated Green Valley (Henderson, Nev.) High, 1996...pitched Green Valley High to the Nevada 3-A State Championship...sat out the 1996 season with strained ligaments in his right elbow...participated in 1996 Instructional League...was 6th in the Gulf Coast League in ERA in 1997...also tied for 1st with 2 shutouts and tied for 2nd with 2 complete games...tossed a 1-hitter vs. the Rangers on 8-22-97 (4-0)...had right elbow surgery in 1998 and pitched in only 2 games...appeared in only 3 games in 1999 and underwent right shoulder surgery...missed the entire 2000 season after undergoing a 2nd shoulder operation.

**Born:** 11-8-77 in Las Vegas, Nev.

**Opening Day Age:** 23

YEAR CLUB	W-L	ERA	G	GS	CG	SHO	SV	IP	H	R	ER	HR	HB	BB	SO	WP	BK
1997 Gulf Coast	5-4	2.41	11	10	2	+2	0	59.2	48	21	16	3	5	20	48	6	0
Lansing	1-1	9.26	8	2	0	0	1	23.1	29	24	24	10	4	13	19	0	0
1998 Spokane	0-0	5.79	1	1	0	0	0	4.2	4	3	3	1	0	3	1	2	0
Lansing	0-0	3.60	1	1	0	0	0	5.0	5	3	2	2	0	1	1	0	0
1999 Gulf Coast	0-2	18.00	3	3	0	0	0	4.0	10	8	8	1	2	2	3	0	0
2000	(Injured - Did not play)																
Minor League Totals	6-7	4.93	24	17	2	2	1	96.2	96	59	53	17	11	39	72	8	0

## Michael Jared Natale, RHP

**Ht.:** 6-0; **Wt.:** 195; **Bats:** Right; **Throws:** Right

**Resides:** Whittier, Calif.

**Signed By:** Greg Smith

**Acquired:** Selected in 22nd round of 2000 June Free Agent Draft

**Career Notes:** Graduated La Serna (Whittier, Calif.) High, 1997...graduated Santa Ana (Calif.) Junior College, 1999...attended Lewis & Clark State (Lewiston, Idaho) College...was a member of the 2000 NAIA National Champions at Lewis & Clark State...cousin of former Major League pitcher Greg Harris...was 5th in the Northwest League in games finished (18) in 2000...led Spokane with 8 saves and held Northwest League hitters to a .208 average in 2000.

**Born:** 9-2-79 in Whittier, Calif.

**Opening Day Age:** 21

YEAR CLUB	W-L	ERA	G	GS	CG	SHO	SV	IP	H	R	ER	HR	HB	BB	SO	WP	BK
2000 Spokane	2-1	1.32	23	0	0	0	8	41.0	30	7	6	0	1	13	43	4	0

## Ludwin J. Navarro, C

**Ht.:** 5-11; **Wt.:** 160; **Bats:** Right; **Throws:** Right

**Resides:** Maracay, Venezuela

**Signed By:** Juan Indriago and Wilmer Castillo

**Acquired:** Signed as a non-drafted free agent, 7-30-00

**Born:** 7-29-84 in San Fernando, Venezuela

**Opening Day Age:** 16

YEAR CLUB	AVG.	G	AB	R	H	2B	3B	HR	RBI	SH	SF	HP	BB	SO	SB-CS	E
(2001 will be first year in professional baseball)																

## Eric Lee Nelson, 2B

**Ht.:** 5-11; **Wt.:** 180; **Bats:** Switch; **Throws:** Right

**Resides:** Missouri City, Texas

**Signed By:** Gerald Turner

**Acquired:** Selected in 8th round of 1999 June Free Agent Draft

**Career Notes:** Graduated Elkins (Texas) High, 1995...attended Baylor University...named All-Big 12 1st team 2nd baseman by the Big 12 coaches, the *Austin-Statesman*, *Dallas Morning News* and *Waco Tribune-Herald* in 1999...was 2nd in at bats and tied for 5th in triples in the Northwest League in 1999.

**Born:** 5-2-77 in Waco, Texas

**Opening Day Age:** 23

YEAR CLUB	AVG.	G	AB	R	H	2B	3B	HR	RBI	SH	SF	HP	BB	SO	SB-CS	E
1999 Spokane	.278	69	284	51	79	18	4	8	52	1	2	1	33	65	12-2	22
2000 Wilmington	.211	106	370	44	78	13	4	1	28	7	4	6	34	94	10-4	26
Minor League Totals	.240	175	655	95	157	31	8	9	80	8	6	7	67	159	22-6	48

## Adam Russell Neubart, OF

**Ht.:** 5-11; **Wt.:** 160; **Bats:** Right; **Throws:** Right  
**Resides:** Livingston, N.J.

**Born:** 7-23-77 in Livingston, N.J.  
**Opening Day Age:** 23

**Signed By:** David May Jr. (Arizona Diamondbacks)

**Acquired:** Contract purchased from Albany-Colonie of the Northern League, 7-14-00

**Career Notes:** Graduated Livingston (N.J.) High, 1995...attended Rutgers University...originally selected in 43rd round of 1998 June Free Agent Draft by the Arizona Diamondbacks...led High Desert in hit by pitch with 10 in 1999...was released by Diamondbacks on 3-31-00...signed as a free agent by Catskill of the Northern League in May, 2000...signed by Albany-Colonie of the Northern League in June, 2000.

YEAR CLUB	AVG.	G	AB	R	H	2B	3B	HR	RBI	SH	SF	HP	BB	SO	SB-CS	E
1998 Arizona	.158	6	19	6	2	0	0	0	0	0	0	1	3	2	1-0	3
High Desert	.326	39	141	24	46	7	4	2	21	2	2	5	9	35	4-2	3
1999 South Bend	.231	27	91	14	21	3	1	1	9	0	2	6	6	20	4-4	2
High Desert	.321	55	212	47	68	9	6	8	38	2	3	10	20	52	10-10	2
El Paso	.209	13	43	7	9	3	0	1	4	2	0	0	5	14	0-1	2
2000 Catskill	.143	10	21	4	3	1	0	0	3	0	0	0	3	4	2-1	0
Albany-Colonie	.262	27	103	19	27	5	3	2	13	2	4	2	11	26	6-1	1
Charleston	.273	34	128	24	35	4	2	0	13	1	1	4	14	29	9-4	4
Minor League Totals	.287	174	634	122	182	28	13	12	85	7	8	26	57	152	28-21	17

## Mark Aaron Newell, RHP

**Ht.:** 6-1; **Wt.:** 170; **Bats:** Right; **Throws:** Right  
**Resides:** Salem, Ore.

**Born:** 3-3-77 in San Francisco, Calif.  
**Opening Day Age:** 24

**Signed By:** Greg Smith

**Acquired:** Signed as a non-drafted free agent, 6-21-00

**Career Notes:** Graduated Jefferson (Ore.) High, 1995...received Bachelor of Science Degree in Business Management from Oregon State University, 2000...selected to 40-man roster for Team USA in 1997...was named 3rd team All-American in 1997.

YEAR CLUB	W-L	ERA	G	GS	CG	SHO	SV	IP	H	R	ER	HR	HB	BB	SO	WP	BK
2000 Spokane	3-3	2.25	19	1	0	0	2	40.0	32	14	10	0	3	12	35	5	1

## Kelvin Osiris Nunez, RHP

**Ht.:** 6-5; **Wt.:** 210; **Bats:** Right; **Throws:** Right  
**Resides:** La Romana, DR

**Born:** 3-18-83 in La Romana, DR  
**Opening Day Age:** 18

**Signed By:** Luis Silverio and Rafael Vasquez

**Acquired:** Signed as a non-drafted free agent, 12-4-99

**Career Notes:** Attended La Romana (DR) High.

YEAR CLUB	W-L	ERA	G	GS	CG	SHO	SV	IP	H	R	ER	HR	HB	BB	SO	WP	BK
2000 Salcedo	2-2	3.79	17	9	0	0	0	59.1	68	40	25	1	9	12	27	7	0

## Nicolas Nunez, RHP

**Ht.:** 6-1; **Wt.:** 175; **Bats:** Right; **Throws:** Right  
**Resides:** Puerto Plata, DR

**Born:** 10-31-83 in Puerto Plata, DR  
**Opening Day Age:** 17

**Signed By:** Luis Silverio and Pedro Silverio

**Acquired:** Signed as non-drafted free agent, 11-14-00

**Career Notes:** Attended Liceo Jose Billini (DR) High.

YEAR CLUB	W-L	ERA	G	GS	CG	SHO	SV	IP	H	R	ER	HR	HB	BB	SO	WP	BK
(2001 will be first year in professional baseball)																	

## Wesley Mitchell (Wes) Obermueller, RHP

**Ht.:** 6-2; **Wt.:** 195; **Bats:** Right; **Throws:** Right  
**Resides:** North Liberty, Iowa

**Born:** 12-22-76 in Cedar Rapids, Iowa  
**Opening Day Age:** 24

**Signed By:** Phil Huttman

**Acquired:** Selected 2nd round of 1999 June Free Agent Draft

**Career Notes:** Graduated Washington (Vinton, Iowa) High, 1995...graduated Kirkwood (Cedar Rapids, Iowa) Community College, 1997...was named 2nd team All-American at Kirkwood...received degree in Commercial Recreation from the University of Iowa, 1999...limited to 8 games in 2000 due to shoulder surgery performed on August 18.

YEAR CLUB	W-L	ERA	G	GS	CG	SHO	SV	IP	H	R	ER	HR	HB	BB	SO	WP	BK
1999 Gulf Coast	2-1	2.58	11	7	0	0	0	38.1	33	16	11	2	1	12	39	2	1
2000 Charleston	3-0	1.14	8	7	0	0	0	31.2	19	6	4	0	3	5	29	1	0
Minor League Totals	5-1	1.93	19	14	0	0	0	70.0	52	22	15	2	4	17	68	3	1

## Jose Orlando (Orlando) Ortega, RHP

Ht.: 5-11; Wt.: 195; Bats: Right; Throws: Right

Born: 9-20-79 in La Vega, DR

Resides: La Vega, DR

Opening Day Age: 21

Signed By: Luis Silverio and Diomedes Castellanos

Acquired: Signed as a non-drafted free agent, 12-13-96

YEAR	CLUB	W-L	ERA	G	GS	CG	SHO	SV	IP	H	R	ER	HR	HB	BB	SO	WP	BK
1997	Salcedo	3-2	5.90	26	3	0	0	3	58.0	63	53	38	3	5	41	34	5	1
1998	Salcedo	4-3	3.45	17	16	0	0	0	73.0	70	40	28	4	7	36	50	7	1
1999	Gulf Coast	1-5	5.91	12	9	0	0	0	53.1	67	48	35	1	5	30	27	3	1
2000	Gulf Coast	1-4	5.34	20	0	0	0	1	32.0	33	23	19	0	1	22	41	1	2
Minor League Totals		9-14	4.99	75	28	0	0	4	216.1	233	164	120	8	18	129	152	16	5

## Asbel Joel Ortiz, SS

Ht.: 6-0; Wt.: 180; Bats: Switch; Throws: Right

Born: 6-20-76 in Aibonito, PR

Resides: Cidra, PR

Opening Day Age: 24

Signed By: Manny Batista (Texas Rangers)

Acquired: Signed as a non-drafted free agent, 11-28-00

Career Notes: Originally selected in 21st round of 1994 June Free Agent Draft by Texas Rangers...released by Rangers on 3-23-97...signed by Boston Red Sox on 4-14-97...released by Red Sox on 4-16-98.

YEAR	CLUB	AVG.	G	AB	R	H	2B	3B	HR	RBI	SH	SF	HP	BB	SO	SB-CS	E
1994	Gulf Coast	.129	47	116	12	15	7	1	0	12	0	2	2	15	35	1-3	12
1995	Gulf Coast	.305	43	128	18	39	10	1	3	23	2	1	3	8	26	4-2	14
1996	Charleston	.216	88	310	23	67	11	3	1	32	1	3	4	13	94	1-3	22
1997	Michigan	.280	43	143	19	40	8	1	3	6	1	0	1	3	32	1-0	12
1998	Bridgeport	.285	80	263	35	75	14	3	5	40	3	6	2	14	53	7-6	24
1999	Bridgeport	.209	69	196	25	41	10	1	8	41	3	0	1	18	58	6-4	16
2000	Lehigh	.233	29	86	13	20	5	2	2	10	1	1	0	8	26	1-0	5
	Newark	.247	34	85	15	21	1	0	3	14	2	0	2	10	23	4-2	5
	Aberdeen	.196	43	143	12	28	6	0	2	14	1	1	1	9	42	4-1	7
Minor League Totals		.231	221	697	72	161	36	6	7	73	4	6	10	39	187	7-8	117

## Javier Pamus, RHP

Ht.: 6-1; Wt.: 205; Bats: Right; Throws: Right

Born: 2-11-75 in San Diego, Calif.

Resides: Santee, CA

Opening Day Age: 26

Signed By: Dave Herrera

Acquired: Selected in 20th round of 1998 June Free Agent Draft

Career Notes: Graduated St. Augustine (CA) High, 1993...attended San Jose State University.

YEAR	CLUB	W-L	ERA	G	GS	CG	SHO	SV	IP	H	R	ER	HR	HB	BB	SO	WP	BK
1998	Spokane	2-1	5.20	12	4	0	0	0	36.1	40	30	21	2	3	16	33	3	1
	Lansing	0-2	13.00	7	1	0	0	0	9.0	15	14	13	0	0	6	8	1	0
1999	Charleston	3-3	2.79	44	0	0	0	4	90.1	87	37	28	1	5	34	81	3	0
2000	Wilmington	2-3	5.82	32	0	0	0	0	43.1	56	35	28	0	2	18	19	4	0
	Wichita	0-0	1.80	3	0	0	0	0	5.0	5	1	1	0	0	1	1	0	0
Minor League Totals		7-9	4.45	98	5	0	0	4	184.0	203	117	91	3	8	75	142	11	1

## Dwayne Eric Parker, LHP

Ht.: 5-11; Wt.: 175; Bats: Left; Throws: Left

Born: 12-16-79 in Jamaica, N.Y.

Resides: Brentwood, N.Y.

Opening Day Age: 21

Signed By: Sean Rooney

Acquired: Signed as a non-drafted free agent, 3-23-00

Career Notes: Graduated Brentwood (N.Y.) High, 1997...attended Briarcliffe (Bethpage, N.Y.) Junior College.

YEAR	CLUB	W-L	ERA	G	GS	CG	SHO	SV	IP	H	R	ER	HR	HB	BB	SO	WP	BK
2000	Gulf Coast	0-2	4.22	12	0	0	0	0	21.1	22	10	10	0	2	19	31	4	0

## Justin Alan Pederson, RHP

**Ht.:** 6-1; **Wt.:** 180; **Bats:** Right; **Throws:** Right

**Resides:** Chippawa Falls, WI

**Signed By:** Tom McDevitt

**Acquired:** Selected in 15th round of 1997 June Free Agent Draft

**Career Notes:** Graduated Chippawa Falls (WI) High, 1993...attended University of Minnesota...finished 5th in the Northwest League in strikeouts and 7th in ERA in 1997...selected to play in the Midwest League All-Star Game in 1998...was 3rd in games started and 4th in wins in the MWL in 1998...pitched in 47 games in 2000 which ranked 5th in the Carolina League.

YEAR	CLUB	W-L	ERA	G	GS	CG	SHO	SV	IP	H	R	ER	HR	HB	BB	SO	WP	BK
1997	Spokane	5-3	3.44	15	13	0	0	0	65.1	61	34	25	4	4	24	84	2	2
1998	Lansing	13-5	3.45	30	27	0	0	0	154.0	132	66	59	9	11	62	119	10	2
1999	Wilmington	4-4	4.54	34	4	0	0	2	77.1	67	46	39	4	9	40	67	6	0
2000	Wilmington	8-6	4.74	47	0	0	0	9	68.1	64	42	36	4	5	34	66	4	2
Minor League Totals		30-18	3.92	126	44	0	0	11	365.0	324	188	159	21	29	160	336	22	6

**Born:** 9-5-74 in Eau Claire, Wis.

**Opening Day Age:** 26

## Kit Donovan Pellow, 1B

**Ht.:** 6-1; **Wt.:** 200; **Bats:** Right; **Throws:** Right

**Resides:** Springdale, Ark.

**Signed By:** Wil Rutenschroer

**Acquired:** Selected in 22nd round of 1996 June Free Agent Draft

**Career Notes:** Graduated Olathe North (KS) High, 1992...received Associate of Arts Degree from Johnson County (KS) Community College...attended University of Arkansas...led Northwest League in RBI and slugging percentage (.559) in 1996...was tied for 2nd in extra base hits (38) and was 3rd in HR...selected to play in 1997 Midwest League All-Star game...named to Texas League All-Star team in 1998...was 2nd in the league in home runs, 3rd in slugging percentage (.580) and tied for 5th in extra base hits (56)...named to Pacific Coast League All-Star team and Topps Minor League Baseball Class AAA post-season All-Star team in 1999...finished 2nd in home runs, 3rd in RBI, 3rd in extra base hits (67) and 5th total bases (277)...led Omaha with 75 RBI in 2000.

YEAR	CLUB	AVG.	G	AB	R	H	2B	3B	HR	RBI	SH	SF	HP	BB	SO	SB-CS	E
1996	Spokane	.287	71	279	48	80	18	2	18	*66	1	7	8	20	52	8-3	14
1997	Lansing	.297	65	256	39	76	17	2	11	52	0	4	6	24	74	2-0	33
	Wichita	.249	68	241	40	60	12	1	10	41	2	3	2	21	72	5-2	24
1998	Wichita	.267	103	374	70	100	24	3	29	73	1	3	6	27	107	4-3	26
	Omaha	.185	14	54	8	10	3	0	2	6	0	2	0	2	19	2-0	3
1999	Omaha	.286	131	475	88	136	28	4	35	99	1	7	18	20	117	6-5	33
2000	Omaha	.249	117	421	61	105	17	3	22	75	1	5	16	38	89	6-4	8
Minor League Totals		.270	569	2100	354	567	119	15	127	412	6	31	56	152	530	33-17	141

**Born:** 8-28-73 in Kansas City, Mo.

**Opening Day Age:** 27

## Geronimo Pena, RHP

**Ht.:** 6-2; **Wt.:** 165; **Bats:** Left; **Throws:** Right

**Resides:** Puerto Plata, DR

**Signed By:** Luis Silverio and Diomedes Castellanos

**Acquired:** Signed as a non-drafted free agent, 9-6-99

**Career Notes:** Attended Programa Ya (Puerto Plata, DR) High.

YEAR	CLUB	W-L	ERA	G	GS	CG	SHO	SV	IP	H	R	ER	HR	HB	BB	SO	WP	BK
2000	Salcedo	1-6	4.08	15	15	0	0	0	75.0	85	61	34	2	13	19	48	7	0

**Born:** 11-10-82 in Moca, DR

**Opening Day Age:** 18

## Joselito Sanchez (Jose) Pena, RHP

**Ht.:** 6-4; **Wt.:** 170; **Bats:** Right; **Throws:** Right

**Resides:** Puerto Plata, DR

**Signed By:** Luis Silverio

**Acquired:** Signed as a non-drafted free agent, 7-16-00

**Career Notes:** Attended Puerto Cabarete (Puerto Plata, DR) High...brother of Royals Minor League pitcher, Roberto Pena.

YEAR	CLUB	W-L	ERA	G	GS	CG	SHO	SV	IP	H	R	ER	HR	HB	BB	SO	WP	BK
(2001 will be first year in professional baseball)																		

**Born:** 12-23-83 in Cabarete, Puerto Plata, DR

**Opening Day Age:** 17

## Roberto Pena, RHP

**Ht.:** 6-2; **Wt.:** 160; **Bats:** Right; **Throws:** Right

**Born:** 12-12-82 in Cabarete, Puerto Plata, DR

**Resides:** Puerto Plata, DR

**Opening Day Age:** 18

**Signed By:** Luis Silverio and Diomedes Castellanos

**Acquired:** Signed as a non-drafted free agent, 7-7-99

**Career Notes:** Attended Escuela Puerto Cabarete (Puerto Plata, DR) High...is the brother of Royals Minor League Pitcher, Jose Pena.

YEAR CLUB	W-L	ERA	G	GS	CG	SHO	SV	IP	H	R	ER	HR	HB	BB	SO	WP	BK
-----------	-----	-----	---	----	----	-----	----	----	---	---	----	----	----	----	----	----	----

(2001 will be first year in professional baseball)

## Joel Anthelvy Pereyra, C

**Ht.:** 5-11; **Wt.:** 180; **Bats:** Right; **Throws:** Right

**Born:** 6-20-83 in Sanchez, Samena, DR

**Resides:** Nagua, DR

**Opening Day Age:** 17

**Signed By:** Luis Silverio and Diomedes Castellanos

**Acquired:** Signed as a non-drafted free agent, 9-22-99

**Career Notes:** Graduated Liceo Secundario "Mercedes Bello" (Nagua, DR), 1997.

YEAR CLUB	AVG.	G	AB	R	H	2B	3B	HR	RBI	SH	SF	HP	BB	SO	SB-CS	E
-----------	------	---	----	---	---	----	----	----	-----	----	----	----	----	----	-------	---

2000 Salcedo	.134	34	97	6	13	3	0	1	10	0	0	4	2	25	1-8	-
--------------	------	----	----	---	----	---	---	---	----	---	---	---	---	----	-----	---

## Junior Alexis Perez, 3B

**Ht.:** 5-11; **Wt.:** 170; **Bats:** Right; **Throws:** Right

**Born:** 3-23-82 in Barahona, DR

**Resides:** Barahona, DR

**Opening Day Age:** 19

**Signed By:** Luis Silverio and Frank Laureano

**Acquired:** Signed as a non-drafted free agent, 6-20-00

**Career Notes:** Attended Escuela Cristo Rey (Barahona, DR).

YEAR CLUB	AVG.	G	AB	R	H	2B	3B	HR	RBI	SH	SF	HP	BB	SO	SB-CS	E
-----------	------	---	----	---	---	----	----	----	-----	----	----	----	----	----	-------	---

2000 Salcedo	.231	43	108	14	25	5	5	0	19	2	2	3	14	35	6-1	-
--------------	------	----	-----	----	----	---	---	---	----	---	---	---	----	----	-----	---

## Carlos Augusto Pichardo, RHP

**Ht.:** 5-10; **Wt.:** 160; **Bats:** Right; **Throws:** Right

**Born:** 3-5-78 in Jicome Arriba, Esperanza, DR

**Resides:** Santo Domingo, DR

**Opening Day Age:** 23

**Signed By:** Luis Silverio

**Acquired:** Signed as a non-drafted free agent, 4-2-96

**Career Notes:** Graduated Cesar Nicolas Penson (DR) High, 1995...brother of former Royals pitcher Hipolito Pichardo...was 5th in saves and 7th in relief points (21) in the Gulf Coast League in 1998.

YEAR CLUB	W-L	ERA	G	GS	CG	SHO	SV	IP	H	R	ER	HR	HB	BB	SO	WP	BK
-----------	-----	-----	---	----	----	-----	----	----	---	---	----	----	----	----	----	----	----

1996 Salcedo	3-6	5.61	19	8	1	0	1	51.1	71	52	32	2	0	13	24	8	0
1997 Salcedo	5-4	2.83	14	12	0	0	0	63.2	74	50	20	4	4	18	26	8	0
1998 Gulf Coast	0-0	1.47	14	0	0	0	7	18.1	6	4	3	0	1	8	9	0	0
Lansing	0-0	13.50	5	0	0	0	0	6.0	11	9	9	2	2	2	3	1	0
1999 Spokane	1-2	3.77	4	4	0	0	0	14.1	14	15	6	0	1	10	10	0	0
Charleston	2-3	2.57	10	8	0	0	0	42.0	44	19	12	1	3	22	24	3	0
2000 Charleston	5-6	3.96	34	9	0	0	2	91.0	98	52	40	4	4	35	59	5	3
Minor League Totals	16-21	3.83	100	41	1	0	10	286.2	318	201	122	13	15	108	155	25	3

## William Charles Aliikane Pieper II, 3B

**Ht.:** 6-2; **Wt.:** 225; **Bats:** Right; **Throws:** Right

**Born:** 5-31-78 in Honolulu, Hawaii

**Resides:** Kailua, Hawaii

**Opening Day Age:** 22

**Signed By:** Eric Tukunaga

**Acquired:** Signed as a non-drafted free agent, 10-10-00

**Career Notes:** Graduated Kamehameha (Hawaii) High, 1996...graduated from UCLA in 2000.

YEAR CLUB	AVG.	G	AB	R	H	2B	3B	HR	RBI	SH	SF	HP	BB	SO	SB-CS	E
-----------	------	---	----	---	---	----	----	----	-----	----	----	----	----	----	-------	---

(2001 will be first year in professional baseball)

## Alejandro Antonio Prieto, SS

**Ht.:** 5-11; **Wt.:** 200; **Bats:** Right; **Throws:** Right  
**Resides:** Derby, Kan.

**Born:** 6-19-76 in Caracas, Venezuela  
**Opening Day Age:** 24

**Signed By:** Chuck McMichael and Graciano Ravelo

**Acquired:** Signed as a non-drafted free agent, 11-12-92

**Career Notes:** Attended Juan Pablo II (Caracas, Venezuela) High...missed most of the 1994 season after undergoing left shoulder surgery...led Midwest League shortstops in putouts (199) and tied for 1st in double plays (70) in 1995...named to Carolina League All-Star team in 1996...tied for 3rd in the league with 6 triples...also stole a career-high 26 bases that season...earned Texas League Player of the Week honors for the week of August 3-9, 1998...had a 21-game hitting streak at Wichita in 1999 hitting .371 (26-for-70)... was a non-roster invitee to the Royals 2000 spring training camp.

YEAR CLUB	AVG.	G	AB	R	H	2B	3B	HR	RBI	SH	SF	HP	BB	SO	SB-CS	E
1993 Gulf Coast	.246	43	114	14	28	3	0	0	6	4	0	0	9	13	4-2	18
1994 Gulf Coast	.300	18	60	15	18	5	0	2	17	0	1	4	2	5	1-0	9
1995 Springfield	.251	124	431	61	108	9	3	2	44	12	2	6	40	69	11-7	38
1996 Wilmington	.284	119	447	65	127	19	6	1	40	8	5	3	31	66	26-15	40
1997 Wilmington	.215	129	437	52	94	13	3	3	38	11	6	2	41	59	20-8	37
1998 Wichita	.263	113	384	61	101	18	7	2	35	8	0	2	31	54	4-8	35
1999 Wichita	.294	114	360	56	106	23	4	6	41	13	3	1	35	47	12-6	25
2000 Omaha	.263	118	384	54	101	19	0	7	37	8	2	6	26	40	14-6	15
Minor League Totals	.261	778	2617	378	683	109	23	23	258	64	19	24	215	353	92-52	217

## Hipolito Reyes, RHP

**Ht.:** 6-0; **Wt.:** 180; **Bats:** Right; **Throws:** Right  
**Resides:** Tampa, Fla.

**Born:** 6-17-81 in Santo Domingo, DR  
**Opening Day Age:** 19

**Signed By:** Juan Bernhardt (Chicago White Sox)

**Acquired:** Signed as a non-drafted free agent, 3-1-00

**Career Notes:** Originally signed as a non-drafted free agent by the Chicago White Sox on 2-17-98...released by Chicago on 6-18-99...did not play until Kansas City signed him on 3-1-00.

YEAR CLUB	W-L	ERA	G	GS	CG	SHO	SV	IP	H	R	ER	HR	HB	BB	SO	WP	BK
1998 Tucson	2-1	6.65	14	1	1	0	1	21.2	33	21	16	2	1	13	16	3	6
1999							(Did Not Play)										
2000 Gulf Coast	2-1	2.19	9	8	0	0	0	37.0	28	14	9	1	8	22	23	6	6
Minor League Totals	4-2	3.84	23	9	1	0	1	58.2	61	35	25	3	9	35	39	9	12

## Rafael Angel Rincones, RHP

**Ht.:** 6-2; **Wt.:** 220; **Bats:** Right; **Throws:** Right  
**Resides:** Puerto Piritu Anzoategui, Venezuela

**Born:** 5-16-79 in Barcelona Anzoategui, VZ  
**Opening Day Age:** 21

**Signed By:** Luis Silverio and Graciano Ravelo

**Acquired:** Signed as a non-drafted free agent, 10-8-96

**Career Notes:** Graduated Pedro Robinson Herrera (Venezuela) High, 1995...led the Dominican League in ERA and was 2nd in wins and RBI in 1999.

YEAR CLUB	W-L	ERA	G	GS	CG	SHO	SV	IP	H	R	ER	HR	HB	BB	SO	WP	BK
1997 Salcedo	0-0	3.00	2	0	0	0	0	3.0	2	1	1	0	0	2	1	0	0
1998 Salcedo	4-3	4.18	16	12	0	0	0	60.1	48	32	28	2	3	28	53	15	0
1999 Salcedo	7-4	*1.39	17	14	0	0	0	84.1	68	24	13	1	12	30	94	3	1
2000 Charleston	0-6	9.00	6	6	0	0	0	27.0	42	31	27	6	1	14	24	2	0
Spokane	2-1	2.89	18	0	0	0	3	28.0	26	11	9	2	1	17	37	1	1
Minor League Totals	13-14	3.46	59	32	0	0	3	202.2	186	99	78	11	17	91	209	21	2

## Jesus Rafael Rivas, CF

**Ht.:** 5-10; **Wt.:** 165; **Bats:** Switch; **Throws:** Right  
**Resides:** Anzoategui, Venezuela

**Born:** 3-23-83 in Lecheria, Anzoategui, VZ  
**Opening Day Age:** 18

**Signed By:** Albert Gonzalez and Jose Guarache

**Acquired:** Signed as a non-drafted free agent, 7-19-99

**Career Notes:** Graduated UE Puerto Piritu (Venezuela), 1999.

YEAR CLUB	AVG.	G	AB	R	H	2B	3B	HR	RBI	SH	SF	HP	BB	SO	SB-CS	E
2000 Salcedo	.234	60	214	32	50	10	3	4	27	3	1	12	14	54	14-12	-

## Michael (Mike) John Roberts, RHP

Ht.: 6-4; Wt.: 220; Bats: Right; Throws: Right

Born: 8-28-75 in Toledo, Ohio

Resides: Wilbraham, Mass.

Opening Day Age: 25

Signed By: John Stewart (Atlanta Braves)

Acquired: Player purchased from Northern League, 7-27-99

Career Notes: Graduated Minnechaug Regional (Wilbraham, Mass.) High, 1993...attended Florida Southern University...attended Siena College...originally selected in 21st round of 1997 June Free Agent Draft by Atlanta Braves...released by Braves on 3-26-98...signed by Texas Rangers organization on 4-30-98...released by Rangers on 6-30-98...played in Frontier League for Chillicothe Paints for the remainder of the 1998 season and began the 1999 season in the Northern League with the Sioux Falls Canaries.

YEAR	CLUB	W-L	ERA	G	GS	CG	SHO	SV	IP	H	R	ER	HR	HB	BB	SO	WP	BK
1997	Eugene	7-6	7.08	15	15	0	0	0	75.0	104	63	59	7	7	33	33	3	3
1998	Gulf Coast Rangers	2-0	3.00	3	2	0	0	0	12.0	10	4	4	1	1	0	10	0	0
	Chillicothe (Ind.)	7-1	4.22	13	10	1	0	0	70.1	81	37	33	7	3	20	50	1	0
1999	Sioux Falls (Ind.)	4-1	0.88	18	0	0	0	5	30.2	21	4	3	1	0	4	22	0	1
	Wilmington	0-0	1.74	9	0	0	0	1	10.1	10	2	2	1	0	1	6	0	0
2000	Wilmington	0-0	3.30	31	0	0	0	5	43.2	39	17	16	3	3	18	30	1	1
Minor League Totals		9-6	5.17	58	17	0	0	6	141.0	163	86	81	12	11	52	79	4	4

## Mackeel Asibow Rodgers, SS

Ht.: 6-1; Wt.: 180; Bats: Switch; Throws: Right

Born: 4-30-81 in St. Croix, Virgin Islands

Resides: St. Croix, Virgin Islands

Opening Day Age: 19

Signed By: Albert Gonzalez

Acquired: Selected in 4th round of 1999 June Free Agent Draft

Career Notes: Graduated Miami (Fla.) Jackson High, 1999.

YEAR	CLUB	AVG.	G	AB	R	H	2B	3B	HR	RBI	SH	SF	HP	BB	SO	SB-CS	E
1999	Gulf Coast	.200	31	105	10	21	3	0	1	14	2	0	2	4	30	3-2	16
2000	Gulf Coast	.209	26	91	14	19	3	1	1	6	0	0	3	12	18	2-5	9
Minor League Totals		.204	57	196	24	40	6	1	2	20	2	0	5	16	48	5-7	25

## Alexander Rodriguez, SS

Ht.: 5-10; Wt.: 155; Bats: Switch; Throws: Right

Born: 9-2-82 in La Romana, DR

Resides: La Romana, DR

Opening Day Age: 18

Signed By: Luis Silverio and Rafael Vasquez

Acquired: Signed as a non-drafted free agent, 9-17-99

Career Notes: Attended Liceo Aristides Garcia Mella (DR) High.

YEAR	CLUB	AVG.	G	AB	R	H	2B	3B	HR	RBI	SH	SF	HP	BB	SO	SB-CS	E
2000	Salcedo	.259	68	247	38	64	8	3	0	11	2	0	9	13	59	15-11	-

## Jose Francisco Rodriguez, RHP

Ht.: 6-3; Wt.: 190; Bats: Right; Throws: Right

Born: 9-9-82 in Santo Domingo, DR

Resides: Santo Domingo, DR

Opening Day Age: 18

Signed By: Luis Silverio and Frank Laureano

Acquired: Signed as a non-drafted free agent, 2-24-00

Career Notes: Attended Escuela Gregorio Luperon (Santo Domingo, DR).

YEAR	CLUB	W-L	ERA	G	GS	CG	SHO	SV	IP	H	R	ER	HR	HB	BB	SO	WP	BK
2000	Salcedo	0-2	7.22	19	1	0	0	0	28.2	40	27	23	3	3	17	12	8	0

## Victor Manuel Rodriguez, RHP

Ht.: 6-2; Wt.: 190; Bats: Right; Throws: Right

Born: 11-8-80 in Puerto Plata, DR

Resides: Puerto Plata, DR

Opening Day Age: 20

Signed By: Luis Silverio and Rafael Vasquez

Acquired: Signed as a non-drafted free agent, 12-15-00

Career Notes: Attended Liceo Jose Debeau (Puerto Plata, DR).

YEAR	CLUB	W-L	ERA	G	GS	CG	SHO	SV	IP	H	R	ER	HR	HB	BB	SO	WP	BK
2000	Salcedo	4-3	2.16	13	10	0	0	0	50.0	49	26	12	0	4	14	25	3	0

## Jose Javier Romero, RHP

**Ht.:** 6-0; **Wt.:** 160; **Bats:** Right; **Throws:** Right

**Resides:** Maracay, Aragua, Venezuela

**Signed By:** Juan Indriago and Wilmer Castillo

**Acquired:** Signed as a non-drafted free agent, 2-24-00

**Born:** 3-9-83 in Maracay, Aragua, Venezuela

**Opening Day Age:** 18

YEAR CLUB	W-L	ERA	G	GS	CG	SHO	SV	IP	H	R	ER	HR	HB	BB	SO	WP	BK
2000 Salcedo	0-2	2.41	27	0	0	0	3	33.2	31	19	9	2	1	16	23	6	2

## Hector L. Rosado, LHP

**Ht.:** 5-11; **Wt.:** 175; **Bats:** Left; **Throws:** Left

**Resides:** Dorado, PR

**Signed By:** Johnny Ramos

**Acquired:** Selected in 50th round of 2000 June Free Agent Draft

**Career Notes:** Attended Hill (Texas) Junior College...cousin of Royals pitcher, Jose Rosado.

**Born:** 3-13-81 in Bayamon, PR

**Opening Day Age:** 21

YEAR CLUB	W-L	ERA	G	GS	CG	SHO	SV	IP	H	R	ER	HR	HB	BB	SO	WP	BK
2000 Gulf Coast	1-3	2.88	14	1	0	0	0	25.0	15	12	8	2	0	8	18	0	0

## Donovan Scott Ross, 1B/3B

**Ht.:** 6-1; **Wt.:** 220; **Bats:** Left; **Throws:** Right

**Resides:** Mt. Juliet, Tenn.

**Signed By:** Dennis Woody

**Acquired:** Signed as a non-drafted free agent, 6-18-99

**Career Notes:** Graduated Mt. Juliet (Tenn.) High, 1995...attended Columbia State (Tenn.) Community College...attended University of Tennessee...was 5th in slugging percentage (.494), 5th in on-base percentage (.406) and 10th in hitting in the South Atlantic League in 2000.

**Born:** 8-1-77 in Granada Hills, Calif.

**Opening Day Age:** 23

YEAR CLUB	AVG.	G	AB	R	H	2B	3B	HR	RBI	SH	SF	HP	BB	SO	SB-CS	E
1999 Gulf Coast	.253	31	91	12	23	10	0	0	19	2	3	1	25	34	1-1	8
Charleston	.176	6	17	1	3	1	0	0	0	1	0	1	4	6	0-0	0
2000 Charleston	.303	105	360	54	109	20	5	13	61	5	1	7	56	72	1-4	14
Minor League Totals	.288	142	468	67	135	31	5	13	80	8	4	9	85	112	2-5	22

## Willy Randolph Ruiz, 2B

**Ht.:** 5-11; **Wt.:** 155; **Bats:** Right; **Throws:** Right

**Resides:** Nagua, DR

**Signed By:** Luis Silverio and Diomedes Castellanos

**Acquired:** Signed as a non-drafted free agent, 12-2-95

**Career Notes:** Graduated Liceo Mercedes Bello (DR) High, 1994...led Salcedo with a .355 batting average in 1996...finished 2nd in stolen bases...won the Gulf Coast League batting title in 1997 hitting .360 in 54 games...was 1st in the GCL in hits, tied for 3rd in on-base percentage (.406) and stolen bases and 5th in at bats.

**Born:** 10-15-78 in Nagua, DR

**Opening Day Age:** 22

YEAR CLUB	AVG.	G	AB	R	H	2B	3B	HR	RBI	SH	SF	HP	BB	SO	SB-CS	E
1996 Salcedo	.355	34	110	26	39	3	3	0	8	0	0	0	5	10	14-7	-
1997 Gulf Coast	.360	54	197	33	*71	4	0	0	14	4	0	6	9	19	20-11	8
1998 Spokane	.215	43	130	18	28	0	2	0	9	6	1	0	14	21	11-6	11
1999 Spokane	.273	6	11	3	3	1	0	0	0	0	0	0	1	3	2-1	1
Charleston	.304	57	191	31	58	6	1	0	19	4	0	0	34	44	24-14	10
2000 Charleston	.243	77	272	32	66	4	2	0	24	4	3	2	28	35	18-9	19
Wilmington	.167	8	12	1	2	1	0	0	1	0	0	0	4	3	2-0	1
Minor League Totals	.289	279	923	144	267	19	8	0	75	18	4	8	95	135	91-47	50

## Darwinson Jose Salazar, OF

**Ht.:** 6-3; **Wt.:** 175; **Bats:** Right; **Throws:** Right

**Resides:** Miranda, Venezuela

**Signed By:** Juan Indriago and Wilmer Castillo

**Acquired:** Signed as a non-drafted free agent, 3-9-00

**Career Notes:** Attended Gabriel Munoz (Miranda, Venezuela) High.

**Born:** 12-12-82 in Higueroate, Miranda, VZ

**Opening Day Age:** 18

YEAR CLUB	AVG.	G	AB	R	H	2B	3B	HR	RBI	SH	SF	HP	BB	SO	SB-CS	E
2000 Salcedo	.197	21	61	13	12	3	1	0	5	1	0	1	5	20	2-1	-

## Brian Lee Sanches, RHP

Ht.: 6-0; Wt.: 190; Bats: Right; Throws: Right

Born: 8-8-78 in Beaumont, Texas

Resides: Nederland, Texas

Opening Day Age: 22

Signed By: Chet Sergio

Acquired: Selected in 2nd round of 1999 June Free Agent Draft

Career Notes: Graduated Nederland (Texas) High, 1996...attended Lamar University...named All Southland Conference in 1999...was 2nd in games started, 4th in complete games and 5th in innings pitched in the Carolina League in 2000...pitched the only no-hitter in the Carolina League in 2000 when he held Lynchburg hitless on May 2.

YEAR CLUB	W-L	ERA	G	GS	CG	SHO	SV	IP	H	R	ER	HR	HB	BB	SO	WP	BK
1999 Spokane	1-1	4.76	9	9	0	0	0	34.0	32	19	18	2	1	12	51	0	0
2000 Wilmington	6-12	3.53	28	27	2	1	0	158.0	132	77	62	9	*15	69	122	11	3
Minor League Totals	7-13	3.75	37	36	2	1	0	192.0	164	96	80	11	16	81	173	11	3

## Elby Sanchez, RHP

Ht.: 6-1; Wt.: 170; Bats: Right; Throws: Right

Born: 2-6-83 in Loma de Cabrera, Dajabon, DR

Resides: Dajabon, DR

Opening Day Age: 18

Signed By: Luis Silverio and Pedro Silverio

Acquired: Signed as a non-drafted free agent, 8-13-99

Career Notes: Attended Liceo "Manuel Arturo Machado" (DR) High.

YEAR CLUB	W-L	ERA	G	GS	CG	SHO	SV	IP	H	R	ER	HR	HB	BB	SO	WP	BK
2000 Gulf Coast	2-2	5.02	19	2	0	0	0	28.2	25	17	16	2	2	23	25	3	0

## Chad Roque Santos, 1B

Ht.: 5-11; Wt.: 220; Bats: Left; Throws: Left

Born: 4-28-81 in Honolulu, Hawaii

Resides: Kaneohe, Hawaii

Opening Day Age: 19

Signed By: Dave Herrera and Eric Tokunaga

Acquired: Selected in 22nd round of 1999 June Free Agent Draft

Career Notes: Graduated St. Louis (Honolulu, Hawaii) High, 1999...was 2nd in the Gulf Coast League in RBI in 1999...led the Northwest League in home runs and strikeouts, tied for 1st with 32 extra base hits, was 2nd in RBI and total bases (127), 3rd in doubles and 4th in slugging percentage (.476) in 2000...his 62 assists were tied for the most in the league by a first baseman.

YEAR CLUB	AVG.	G	AB	R	H	2B	3B	HR	RBI	SH	SF	HP	BB	SO	SB-CS	E
1999 Gulf Coast	.271	48	177	20	48	9	0	4	35	1	1	1	12	54	1-0	8
2000 Charleston	.209	59	187	16	39	9	2	4	18	2	1	0	27	62	0-1	7
Spokane	.251	73	267	40	67	18	0	*14	47	3	0	2	36	*103	1-0	13
Minor League Totals	.244	180	631	76	154	36	2	22	100	6	2	3	75	219	2-1	28

## Michael David Sanz, LHP

Ht.: 6-1; Wt.: 190; Bats: Left; Throws: Left

Born: 11-2-81 in Santo Domingo, DR

Resides: Herrera, Santo Domingo, DR

Opening Day Age: 19

Signed By: Luis Silverio and Andres Lopez

Acquired: Signed as a non-drafted free agent, 2-25-99

Career Notes: Attended Liceo "La Altagracia" (DR) High.

YEAR CLUB	W-L	ERA	G	GS	CG	SHO	SV	IP	H	R	ER	HR	HB	BB	SO	WP	BK
1999 Salcedo	2-2	3.51	22	5	0	0	0	48.2	48	27	19	0	2	28	51	8	1
2000 Salcedo	4-4	3.55	19	8	0	0	0	58.1	50	37	23	0	8	29	43	7	2
Minor League Totals	6-6	3.53	41	13	0	0	0	107.0	98	64	42	0	10	57	94	15	3

## Thomas Willard (Trey) Saye, RHP

Ht.: 6-0; Wt.: 175; Bats: Switch; Throws: Right

Born: 4-6-81 in Newberry, S.C.

Resides: Newberry, S.C.

Opening Day Age: 19

Signed By: Junior Vizcaino

Acquired: Selected in 18th round of 2000 June Free Agent Draft

Career Notes: Graduated Newberry (S.C.) High, 1999.

YEAR CLUB	W-L	ERA	G	GS	CG	SHO	SV	IP	H	R	ER	HR	HB	BB	SO	WP	BK
2000 Gulf Coast	0-1	6.94	8	0	0	0	0	11.2	10	10	9	0	3	7	11	6	0

## Shawn Patrick Sedlacek, RHP

**Ht.:** 6-4; **Wt.:** 200; **Bats:** Right; **Throws:** Right

**Resides:** Cedar Rapids, Iowa

**Signed By:** Chet Sergio

**Acquired:** Selected in 14th round of 1998 June Free Agent Draft

**Career Notes:** Graduated Cedar Rapids (Iowa) Kennedy High, 1994...graduated Indian Hills (Iowa) Community College, 1996...graduated Iowa State University, 1998... named to Northwest League All-Star team in 1998...tied for 1st in wins, was 3rd in innings pitched and 7th in ERA...named to the Texas League All-Star team after leading the league with 15 wins in 2000...also finished 5th in complete games and 8th in ERA...named by *Baseball America* as the Royals Minor League Player of the Year in 2000...was 4-2 with a 4.03 ERA for Carolina in the Puerto Rican Winter League in 2000.

**Born:** 6-29-77 in Cedar Rapids, Iowa

**Opening Day Age:** 23

YEAR CLUB	W-L	ERA	G	GS	CG	SHO	SV	IP	H	R	ER	HR	HB	BB	SO	WP	BK
1998 Spokane	+9-2	3.45	16	13	0	0	0	86.0	89	43	33	2	6	18	62	4	5
1999 Wilmington	4-6	5.28	17	17	1	0	0	92.0	111	61	54	7	6	26	69	4	0
2000 Wichita	*15-6	3.66	35	16	1	0	3	140.1	153	69	57	10	12	43	81	8	2
Minor League Totals	28-14	4.07	68	46	2	0	3	318.1	353	173	144	19	24	87	212	16	7

## Brian Wesley Shackelford, OF

**Ht.:** 6-1; **Wt.:** 190; **Bats:** Left; **Throws:** Left

**Resides:** Norman, Okla.

**Signed By:** Gerald Turner

**Acquired:** Selected in 13th round of 1998 June Free Agent Draft

**Career Notes:** Graduated McAlester (Okla.) High, 1994...attended University of Oklahoma...was 3rd in doubles, 4th in RBI and 5th in extra base hits (32) in the Northwest League in 1998.

**Born:** 8-30-76 in McAlester, Okla.

**Opening Day Age:** 24

YEAR CLUB	AVG.	G	AB	R	H	2B	3B	HR	RBI	SH	SF	HP	BB	SO	SB-CS	E
1998 Spokane	.293	70	266	35	78	21	1	10	55	4	3	3	35	52	3-1	0
1999 Charleston	.200	73	260	25	52	14	2	10	30	1	1	1	26	80	1-1	4
2000 Wilmington	.234	113	423	44	99	23	1	11	63	2	4	5	30	83	4-1	6
Minor League Totals	.241	256	949	104	229	58	4	31	148	7	8	9	91	215	8-3	10

## Jarod Maurice (Jerry) Simmons, OF

**Ht.:** 6-0; **Wt.:** 195; **Bats:** Right; **Throws:** Right

**Resides:** Charleston, S.C.

**Signed By:** Junior Vizcaino (Atlanta Braves)

**Acquired:** Signed as a free agent, 11-27-00

**Career Notes:** Originally selected in 40th round of 1998 June Free Agent Draft by the Atlanta Braves...was among the Northwest League leaders in home runs (3rd) and stolen bases (4th) in 1998...led Eugene in hits, total bases and runs scored and was named by the Braves organization as the Eugene Most Valuable Player...led Jamestown in stolen bases and triples in 1999...made just 1 error with 97 putouts...released by Braves on 10-24-00.

**Born:** 6-4-76 in Charleston, S.C.

**Opening Day Age:** 24

YEAR CLUB	AVG.	G	AB	R	H	2B	3B	HR	RBI	SH	SF	HP	BB	SO	SB-CS	E
1998 Eugene	.275	73	284	48	78	14	3	11	40	0	2	11	25	65	26-11	6
1999 Jamestown	.216	62	232	37	50	9	5	4	27	0	0	5	20	46	19-6	1
2000 Macon	.298	77	252	31	75	15	4	8	41	0	0	3	20	42	16-9	3
Myrtle Beach	.176	12	34	3	6	1	0	0	1	0	0	0	2	8	0-1	0
Greenville	.444	3	9	0	4	1	0	0	1	0	0	0	1	2	1-1	0
Minor League Totals	.263	227	811	119	213	40	12	23	110	0	2	19	68	163	62-28	14

## Jermaine Lyle Smiley, OF

**Ht.:** 5-11; **Wt.:** 190; **Bats:** Left; **Throws:** Left

**Resides:** Seattle, Wash.

**Signed By:** Greg Smith

**Acquired:** Selected in 19th round of 1999 June Free Agent Draft

**Career Notes:** Graduated Kennedy (Seattle, Wash.), 1998...graduated Bellevue (Wash.) Community College, 2000.

**Born:** 3-5-80 in Seattle, Wash.

**Opening Day Age:** 21

YEAR CLUB	AVG.	G	AB	R	H	2B	3B	HR	RBI	SH	SF	HP	BB	SO	SB-CS	E
1999 Gulf Coast	.067	5	15	0	1	0	0	0	1	0	1	0	0	6	0-0	2
2000 Gulf Coast	.471	6	17	5	8	1	0	0	3	0	0	1	9	3	3-1	0
Spokane	.222	51	153	19	34	3	1	0	17	4	1	1	25	56	2-0	1
Minor League Totals	.232	62	185	24	43	4	1	0	21	4	2	2	34	65	5-1	3

## Kyle Ehren Snyder, RHP

**Ht.:** 6-8; **Wt.:** 220; **Bats:** Switch; **Throws:** Right  
**Resides:** Sarasota, Fla.

**Born:** 9-9-77 in Houston, Texas  
**Opening Day Age:** 23

**Signed By:** Paul Faulk

**Acquired:** Selected in 1st round (7th overall) of 1999 June Free Agent Draft

**Career Notes:** Graduated Riverview (Sarasota, Fla.) High, 1996...lettered in baseball, basketball, swimming and golf...drafted by the Tampa Bay Devil Rays in 27th round of 1996 June Free Agent Draft but did not sign...attended the University of North Carolina...was 7-5 with a 3.82 ERA in 15 starts as a junior, fanning 102 batters in 96.2 innings...limited opponents to a .235 batting average...named the top prospect in the summer Cape Cod League in 1998...selected as the top prospect in the Northwest League by *Baseball America* in 1999...pitched in the Florida Instructional League following his first professional season...pitched in only 2 games in 2000 after experiencing elbow soreness...had a transfer of ulnar nerve in right elbow...during rehab start he tore his ulnar collateral ligament and underwent Tommy John surgery, which was performed by Dr. James Andrews on September 7, 2000.

YEAR CLUB	W-L	ERA	G	GS	CG	SHO	SV	IP	H	R	ER	HR	HB	BB	SO	WP	BK
1999 Spokane	1-0	4.13	7	7	0	0	0	24.0	20	13	11	1	2	7	25	1	0
2000 Gulf Coast	0-0	0.00	1	1	0	0	0	2.0	1	0	0	0	0	0	4	0	0
Wilmington	0-0	0.00	1	1	0	0	0	0.0	0	1	0	0	0	1	0	0	0
Minor League Totals	1-0	3.81	9	9	0	0	0	26.0	21	14	11	1	2	8	29	1	0

## Pedro Yambati Sosa, RHP

**Ht.:** 6-1; **Wt.:** 170; **Bats:** Right; **Throws:** Right  
**Resides:** Santo Domingo, DR

**Born:** 1-28-81 in Santo Domingo, DR  
**Opening Day Age:** 20

**Signed By:** Luis Silverio and Andres Lopez

**Acquired:** Signed as a non-drafted free agent, 11-12-98

**Career Notes:** Attended Escuela Gregorio Luperon (DR) High...switched from the outfield to a pitcher after the 1999 season.

YEAR CLUB	AVG.	G	AB	R	H	2B	3B	HR	RBI	SH	SF	HP	BB	SO	SB-CS	E
1999 Salcedo	.227	44	141	10	32	4	1	4	23	1	0	3	10	57	1-0	-

YEAR CLUB	W-L	ERA	G	GS	CG	SHO	SV	IP	H	R	ER	HR	HB	BB	SO	WP	BK
2000 Salcedo	1-4	8.47	18	0	0	0	3	17.0	26	24	16	1	3	13	8	4	0

## Ethan Benjamin Stein, RHP

**Ht.:** 6-6; **Wt.:** 215; **Bats:** Right; **Throws:** Right  
**Resides:** Cary, N.C.

**Born:** 11-11-74 in Raleigh, N.C.  
**Opening Day Age:** 26

**Signed By:** Balos Davis

**Acquired:** Selected in 12th round of 1996 June Free Agent Draft

**Career Notes:** Graduated Apex (N.C.) High, 1993...attended the University of North Carolina...missed entire 1999 season with a right elbow injury.

YEAR CLUB	W-L	ERA	G	GS	CG	SHO	SV	IP	H	R	ER	HR	HB	BB	SO	WP	BK
1996 Spokane	0-3	6.34	9	8	0	0	0	38.1	48	27	27	5	3	12	20	2	1
1997 Lansing	6-10	4.69	39	10	1	0	2	124.2	150	83	65	19	8	24	72	4	1
1998 Wilmington	4-4	3.07	41	0	0	0	6	76.1	78	34	26	7	5	13	56	4	1
1999								(Injured - Did not play)									
2000 Wilmington	2-3	4.35	26	2	0	0	2	41.1	35	23	20	3	0	10	25	4	1
Minor League Totals	12-20	4.43	115	20	1	0	8	280.2	311	167	138	34	12	59	173	14	4

## Brad Allen Stiles, LHP

**Ht.:** 6-5; **Wt.:** 235; **Bats:** Left; **Throws:** Left  
**Resides:** Lamar, Colo.

**Born:** 2-9-81 in Lamar, Colo.  
**Opening Day Age:** 20

**Signed By:** Craig Struss

**Acquired:** Selected in 17th round of 1999 June Free Agent Draft

**Career Notes:** Graduated Lamar (Colo.) High, 1999...named Colorado 3A Player of the Year in 1999...led the Northwest League with 15 games started and was 2nd in wins in 2000.

YEAR CLUB	W-L	ERA	G	GS	CG	SHO	SV	IP	H	R	ER	HR	HB	BB	SO	WP	BK
1999 Gulf Coast	0-1	1.80	4	0	0	0	1	5.0	3	3	1	0	1	3	5	0	0
2000 Charleston	1-5	6.45	6	4	0	0	0	22.1	25	19	16	3	3	12	11	3	0
Spokane	8-3	3.78	15	*15	0	0	0	78.2	76	42	33	3	7	39	44	6	0
Minor League Totals	9-9	4.25	25	19	0	0	1	106.0	104	64	50	6	11	54	60	9	0

## Michael Jerome (Mike) Stodolka, LHP

**Ht.:** 6-2; **Wt.:** 210; **Bats:** Left; **Throws:** Left

**Resides:** Corona, Calif.

**Signed By:** Gary Johnson

**Acquired:** Selected in 1st round (4th overall) of 2000 June Free Agent Draft

**Career Notes:** Graduated Centennial (Corona, Calif.) High, 2000...was the highest draft pick in Royals history when Kansas City selected him 4th in the 2000 draft...the Royals also took pitcher Jeff Austin with the 4th pick in 1998...was 10-0 with a 0.67 ERA in games as a senior at Centennial High...he allowed 24 hits and 27 walks in 52.0 innings while striking out 111 batters...as a left-handed hitter he hit a California Interscholastic Federation record 18 HR in 2000 to move his 2-year total to 35...was the first high school pitcher to be taken with the Royals first pick since 1977 when they selected Mike Jones with the 21st pick.

**Born:** 9-24-81 in Fontana, Calif.

**Opening Day Age:** 19

YEAR CLUB	W-L	ERA	G	GS	CG	SHO	SV	IP	H	R	ER	HR	HB	BB	SO	WP	BK
2000 Gulf Coast	0-3	2.68	9	6	0	0	0	37.0	31	18	11	1	2	16	32	3	1
Charleston	0-0	7.71	1	1	0	0	0	4.2	3	4	4	0	0	4	0	0	0
Minor League Totals	0-3	3.24	10	7	0	0	0	41.2	34	22	15	1	2	20	32	3	1

## Victor Manuel Suarez, 3B

**Ht.:** 6-1; **Wt.:** 180; **Bats:** Switch; **Throws:** Right

**Resides:** Santo Domingo, DR

**Signed By:** Luis Silverio and Andres Lopez

**Acquired:** Signed as a non-drafted free agent, 11-20-98

**Career Notes:** Attended Liceo Silvestre Antonio Guzman (DR) High.

**Born:** 3-15-82 in Yamasa, Monte Plata, DR

**Opening Day Age:** 19

YEAR CLUB	AVG.	G	AB	R	H	2B	3B	HR	RBI	SH	SF	HP	BB	SO	SB-CS	E
1999 Salcedo	.268	66	224	26	60	6	6	0	22	1	0	2	20	36	9-12	-
2000 Gulf Coast	.189	47	127	10	24	1	2	1	7	1	2	2	17	30	0-3	16
Minor League Totals	.239	113	351	36	84	7	8	1	29	2	2	4	37	66	9-15	16

## Elvin Tavarez, SS

**Ht.:** 6-0; **Wt.:** 175; **Bats:** Right; **Throws:** Right

**Resides:** Santiago, DR

**Signed By:** Luis Silverio, Pedro Silverio and Albert Gonzalez

**Acquired:** Signed as a non-drafted free agent, 9-11-00

**Career Notes:** Attends Escuela Enriqueillo (Santiago, DR).

**Born:** 9-10-83 in Villa Gonzalez, Santiago, DR

**Opening Day Age:** 17

YEAR CLUB	AVG.	G	AB	R	H	2B	3B	HR	RBI	SH	SF	HP	BB	SO	SB-CS	E
-----------	------	---	----	---	---	----	----	----	-----	----	----	----	----	----	-------	---

(2001 will be first year in professional baseball)

## Jebson Conley (Jeb) Thomas, RHP

**Ht.:** 6-4; **Wt.:** 205; **Bats:** Right; **Throws:** Right

**Resides:** Boone, N.C.

**Signed By:** Junior Vizcaino

**Acquired:** Selected in 30th round of 2000 June Free Agent Draft

**Career Notes:** Graduated Watuaga (Boone, N.C.) High, 1996...attended Montreat (N.C.) College.

**Born:** 10-3-78 in Boone, N.C.

**Opening Day Age:** 22

YEAR CLUB	W-L	ERA	G	GS	CG	SHO	SV	IP	H	R	ER	HR	HB	BB	SO	WP	BK
2000 Spokane	1-0	5.57	14	1	0	0	0	21.0	20	16	13	0	2	19	20	9	1

## Corey Lamar Thurman, RHP

**Ht.:** 6-1; **Wt.:** 240; **Bats:** Right; **Throws:** Right

**Resides:** Warren, Mich.

**Signed By:** Terry Wetzel

**Acquired:** Selected in 4th round of 1996 June Free Agent Draft

**Career Notes:** Graduated Texas (Texarkana, Texas) High, 1996...rated by *Baseball America* as the 78th best prospect before the draft in 1996...tied for 2nd in games started in the Carolina League in 1999...led the Carolina League and was 2nd in Class-A with a 2.26 ERA in 2000.

**Born:** 11-5-78 in Augusta, Ga.

**Opening Day Age:** 22

YEAR CLUB	W-L	ERA	G	GS	CG	SHO	SV	IP	H	R	ER	HR	HB	BB	SO	WP	BK
1996 Gulf Coast	1-6	6.08	11	11	0	0	0	47.1	53	32	32	2	3	28	52	8	1
1997 Gulf Coast	2-1	2.38	8	8	1	0	0	34.0	28	12	9	1	2	22	42	1	0
Spokane	1-2	5.16	5	5	0	0	0	22.2	23	19	13	2	2	13	24	2	1
1998 Spokane	3-3	4.05	12	11	0	0	0	60.0	72	35	27	3	5	31	49	10	0
Lansing	5-6	3.61	14	12	0	0	0	62.1	47	31	25	6	4	30	61	6	0
1999 Wilmington	8-11	4.88	27	27	0	0	0	149.1	160	89	81	11	9	64	131	11	1
2000 Wilmington	10-5	*2.26	19	19	1	0	0	115.2	97	33	29	6	4	46	96	7	0
Wichita	4-5	4.83	9	9	0	0	0	50.1	46	34	27	10	3	24	47	4	1
Minor League Totals	34-39	4.04	105	102	2	0	0	541.2	526	285	243	41	19	258	502	49	4

## Goefrey Maurise Tomlinson, OF

**Ht.:** 6-1; **Wt.:** 190; **Bats:** Left; **Throws:** Left

**Resides:** Arlington, Texas

**Signed By:** Terry Wetzel and Bill Price

**Acquired:** Selected in 4th round of 1997 June Free Agent Draft

**Career Notes:** Graduated Everman (Fort Worth, Texas) High, 1994...attended the University of Houston... named 1st team All-America in 1997 by the National Collegiate Baseball Writers Association...was also 1st team All-Conference USA and named to the Conference USA All-Tournament team...won the Northwest League batting title in 1997, hitting .338 in 58 games...also finished 1st with a .440 on-base percentage...stole 19 bases in 20 attempts...named the league's Player of the Week for July 11-17...split the 1998 season between the Royals Class A clubs in Lansing and Wilmington...selected to play in the Midwest League All-Star Game...represented Wichita in the Double-A All-Star Game in 1999...selected to play in the inaugural All-Star Futures Game in Boston's Fenway Park over the All-Star break...was 2nd in runs scored and 5th in walks in the Texas League...played in the Arizona Fall League following the 1999 campaign hitting .304 with 23 runs scored in 32 contests...was added to the Royals 40-man roster 11-18-99...missed most of the 2000 season with a stress fracture in his left ankle that required surgery...was outrighted off the 40-man roster on 10-10-00.

**Born:** 8-19-76 in St. Elizabeth, Jamaica

**Opening Day Age:** 24

YEAR CLUB	AVG.	G	AB	R	H	2B	3B	HR	RBI	SH	SF	HP	BB	SO	SB-CS	E
1997 Spokane	.338	58	210	49	71	16	0	4	28	4	2	8	32	20	19-1	3
1998 Lansing	.285	68	274	55	78	16	7	7	39	0	0	5	39	34	21-6	3
Wilmington	.279	38	136	15	38	8	1	0	16	2	0	0	14	26	2-2	3
1999 Wichita	.280	128	479	100	134	31	4	4	46	8	5	4	72	82	24-19	5
2000 Omaha	.286	29	98	12	28	3	2	0	9	1	4	1	17	11	5-5	3
Minor League Totals	.292	321	1197	231	349	74	14	15	138	15	11	18	174	173	71-33	17

## David Dwight Ullery, C

**Ht.:** 6-3; **Wt.:** 225; **Bats:** Left; **Throws:** Right

**Resides:** Brazil, Ind.

**Signed By:** Tony Levato

**Acquired:** Selected in 29th round of 1997 June Free Agent Draft

**Career Notes:** Graduated Northview (Brazil, Ind.) High, 1993...received Bachelor's Degree in Criminology from Indiana State University in 1997...signed with the Anderson Lawman of the Heartland League on 5-27-97...was released on 6-7-97 when he was drafted by Kansas City.

**Born:** 12-16-74 in Brazil, Ind.

**Opening Day Age:** 26

YEAR CLUB	AVG.	G	AB	R	H	2B	3B	HR	RBI	SH	SF	HP	BB	SO	SB-CS	E
1997 Anderson	.313	6	16	5	5	2	0	0	2	0	0	0	4	4	0-0	0
Spokane	.217	12	23	1	5	0	0	1	4	0	0	1	5	5	0-0	0
Lansing	.159	18	44	5	7	1	2	1	10	0	1	1	13	16	0-0	1
1998 Wilmington	.193	74	202	16	39	5	0	3	22	10	5	2	21	66	1-1	3
1999 Wilmington	.231	60	199	20	46	18	0	2	27	0	4	2	18	70	0-0	1
2000 Wichita	.287	62	202	22	58	9	0	5	42	2	7	1	15	47	1-2	1
Minor League Totals	.231	226	670	64	155	33	2	12	105	12	17	7	72	204	2-3	6

## Franklin Valdez, OF

**Ht.:** 6-2; **Wt.:** 175; **Bats:** Right; **Throws:** Right

**Resides:** Santo Domingo, DR

**Signed By:** Albert Gonzalez and Pedro Silverio

**Acquired:** Signed as a non-drafted free agent, 1-5-01

**Career Notes:** Attended Liceo Panamericano (Santo Domingo, DR) High.

**Born:** 9-13-83 in Santo Domingo, DR

**Opening Day Age:** 17

YEAR CLUB	AVG.	G	AB	R	H	2B	3B	HR	RBI	SH	SF	HP	BB	SO	SB-CS	E
(2001 will be first year in professional baseball)																

## Jorge Luis Vasquez, RHP

**Ht.:** 6-1; **Wt.:** 165; **Bats:** Right; **Throws:** Right

**Resides:** Nagua, DR

**Signed By:** Luis Silverio and Diomedes Castellanos

**Acquired:** Signed as a non-drafted free agent, 9-1-98

**Career Notes:** Attended San Jose de Villa (Nagua, DR) High.

**Born:** 7-16-81 in Nagua, DR

**Opening Day Age:** 19

YEAR CLUB	W-L	ERA	G	GS	CG	SHO	SV	IP	H	R	ER	HR	HB	BB	SO	WP	BK
1999 Salcedo	2-6	3.09	21	10	1	0	2	75.2	105	42	26	6	8	24	78	7	0
2000 Salcedo	2-8	4.54	23	7	0	0	0	73.1	76	48	37	5	6	19	70	8	1
Minor League Totals	4-14	3.81	44	17	1	0	2	149.0	181	90	63	11	14	43	148	15	1

## Pablo Vega, RHP

**Ht.:** 6-2; **Wt.:** 175; **Bats:** Right; **Throws:** Right  
**Resides:** San Pedro de Macoris, DR

**Born:** 11-8-83 in San Pedro de Macoris, DR  
**Opening Day Age:** 17

**Signed By:** Luis Silverio and Rafael Vasquez

**Acquired:** Signed as a non-drafted free agent, 1-5-01

**Career Notes:** Attended Alejandro Bass (San Pedro de Macoris, DR) High.

YEAR CLUB	AVG.	G	AB	R	H	2B	3B	HR	RBI	SH	SF	HP	BB	SO	SB-CS	E
(2001 will be first year in professional baseball)																

## Reinaldo Daniel Velasquez, RHP

**Ht.:** 6-5; **Wt.:** 190; **Bats:** Right; **Throws:** Right  
**Resides:** Cumana, Venezuela

**Born:** 8-11-82 in Cumana, Venezuela  
**Opening Day Age:** 18

**Signed By:** Luis Silverio and Jose Guarache

**Acquired:** Signed as a non-drafted free agent, 11-16-98

**Career Notes:** Attended Escuela Cruz Salmeron Acosta (Venezuela) High.

YEAR CLUB	W-L	ERA	G	GS	CG	SHO	SV	IP	H	R	ER	HR	HB	BB	SO	WP	BK
1999 Salcedo	4-4	3.88	19	8	0	0	2	65.0	65	45	28	2	6	12	43	9	3
2000 Gulf Coast	1-0	5.63	6	2	0	0	0	16.0	15	11	10	0	0	8	15	0	0
Salcedo	1-1	5.40	3	3	0	0	0	15.0	17	14	9	0	1	3	10	0	2
Minor League Totals	6-5	4.41	28	13	0	0	2	96.0	97	70	47	2	7	23	68	9	5

## William Patrick (Pat) Watkins, OF

**Ht.:** 6-2; **Wt.:** 195; **Bats:** Right; **Throws:** Right  
**Resides:** Raleigh, N.C.

**Born:** 9-2-72 in Raleigh, N.C.  
**Opening Day Age:** 28

**Signed By:** Paul Faulk (Cincinnati Reds)

**Acquired:** Signed as a free agent, 12-5-00

**Career Notes:** Graduated Garner (N.C.) High, 1990...attended East Carolina University...was East Coast Athletic Conference Player of the Year and a *Baseball America* 1st team All-America selection...originally selected as a sandwich pick between the 1st and 2nd rounds (32nd overall) of the 1993 June Free Agent Draft by the Cincinnati Reds...led Billings in stolen bases and ranked 3rd in home runs in 1993...named to the Carolina League All-Star team in 1994...was also a Topps Class-A All-Star and Winston Salem's Player of the Year...led the league in at bats, runs, hits and total bases (267)...was 2nd in home runs, tied for 2nd in games, 4th in extra-base hits (56) and 10th in hitting...was voted the "Best Outfield Arm" by *Baseball America*...led Southern League outfielders with 21 assists in 1996...was recalled from Triple-A Indianapolis by Cincinnati on 9-8-97...made his Major League debut on 9-9 vs. the Cubs...recorded 1st Major League hit on 9-12 at Philadelphia off Mark Leiter...at Indianapolis he ranked 2nd in the American Association in triples...played in the Arizona Fall League following the season...made 31 starts for the Reds in 1998...began the season in Cincinnati before being optioned on 5-13...was recalled on 5-24 after hitting .396 at Indianapolis...returned to Indianapolis on 6-19, before returning to Cincinnati for the remainder of the season on 7-27...was traded to the Florida Marlins on 1-6-99 in exchange for pitcher Pedro Minaya...was acquired by the Colorado Rockies for a player-to-be-named later (Kevin Gordan) on 3-29-99...was resigned as a free agent by Cincinnati on 11-4-99 and was a non-roster invite to the Reds 2000 spring training camp...was released by the Reds on 6-15-00 and signed by Detroit on 6-17.

YEAR CLUB	AVG.	G	AB	R	H	2B	3B	HR	RBI	SH	SF	HP	BB	SO	SB-CS	E
1993 Billings	.268	66	235	46	63	10	3	6	30	1	1	2	22	44	15-4	2
1994 Winston-Salem	.290	132	*524	*107	*152	24	5	27	83	1	6	7	62	84	31-13	7
1995 Chattanooga	.291	105	358	57	104	26	2	12	57	0	4	3	33	53	5-5	8
Winston-Salem	.206	27	107	14	22	3	1	4	13	1	2	0	10	24	1-0	1
1996 Chattanooga	.276	127	492	63	136	31	2	8	59	2	4	7	30	64	15-11	4
1997 Chattanooga	.350	46	177	35	62	15	1	7	30	0	1	2	15	16	9-3	0
Indianapolis	.280	84	325	46	91	14	7	9	35	3	1	1	24	55	13-9	2
CINCINNATI	.207	17	29	2	6	2	0	0	0	1	0	0	0	5	1-3	3
1998 CINCINNATI	.265	83	147	11	39	8	1	2	15	2	4	1	8	26	1-3	3
Indianapolis	.378	44	188	37	71	12	1	3	24	1	1	1	15	26	8-3	2
1999 Colorado	.053	16	19	2	1	0	0	0	0	1	0	0	2	5	0-0	0
Colorado Springs	.333	12	30	4	10	1	0	0	2	0	1	0	2	6	0-0	0
Carolina	.298	88	312	38	93	27	1	3	40	1	3	6	24	49	6-5	7
2000 Chattanooga	.292	33	120	16	35	4	0	1	16	1	2	0	9	21	4-2	3
Toledo	.250	77	304	50	76	12	0	8	36	3	2	2	19	28	2-4	13
Major League Totals	.236	116	195	15	46	10	1	2	15	4	4	1	10	36	2-3	3
Minor League Totals	.288	841	3172	513	915	179	23	88	425	14	28	31	265	470	109-59	78

## George Wesley (Wes) Wilkerson Jr., RHP

**Ht.:** 6-3; **Wt.:** 200; **Bats:** Right; **Throws:** Right

**Born:** 9-11-76 in Nashville, Tenn.

**Resides:** Nashville, Tenn.

**Opening Day Age:** 24

**Signed By:** Earl Winn

**Acquired:** Signed as a non-drafted free agent, 6-21-00

**Career Notes:** Graduated David Lipscomb (Nashville, Tenn.) High, 1996...attended David Lipscomb (Nashville, Tenn.) University majoring in Graphic Design and Management...named to NAIA 1st team All-American team in 2000.

YEAR	CLUB	W-L	ERA	G	GS	CG	SHO	SV	IP	H	R	ER	HR	HB	BB	SO	WP	BK
2000	Spokane	0-1	9.72	12	0	0	0	0	16.2	24	19	18	2	2	9	8	1	0

## Brett Justin Willemburg, 3B

**Ht.:** 6-0; **Wt.:** 185; **Bats:** Switch; **Throws:** Right

**Born:** 7-2-84 in Cape Town, South Africa

**Resides:** Cape Town, South Africa

**Opening Day Age:** 16

**Signed By:** Mike Randall, Allard Baird and Luis Silverio

**Acquired:** Signed as a non-drafted free agent, 7-17-00

**Career Notes:** Attends Bercluet (Cape Town, South Africa) High.

YEAR	CLUB	W-L	ERA	G	GS	CG	SHO	SV	IP	H	R	ER	HR	HB	BB	SO	WP	BK
------	------	-----	-----	---	----	----	-----	----	----	---	---	----	----	----	----	----	----	----

(2001 will be first year in professional baseball)

## David James Willis, 1B

**Ht.:** 6-5; **Wt.:** 240; **Bats:** Right; **Throws:** Right

**Born:** 7-18-74 in Arcadia, Calif.

**Resides:** Arcadia, Calif.

**Opening Day Age:** 26

**Signed By:** Bob Bishop

**Acquired:** Selected in 10th round of 1997 June Free Agent Draft

**Career Notes:** Graduated Arcadia (Calif.) High, 1992...received his Bachelor's Degree in Business & Economics from University of California at Santa Barbara in 1997...led Santa Barbara in hitting in 1997 (.376) with 12 home runs and 53 RBI in 54 games...is the Gauchos all-time leader in career home runs.

YEAR	CLUB	AVG.	G	AB	R	H	2B	3B	HR	RBI	SH	SF	HP	BB	SO	SB-CS	E
1997	Spokane	.286	65	252	36	72	15	3	5	36	3	1	5	11	54	5-2	19
1998	Lansing	.281	97	374	56	105	30	5	9	50	0	4	2	17	69	9-2	19
1999	Wilmington	.261	116	441	58	115	26	1	16	72	0	7	7	20	84	4-4	11
2000	Wichita	.219	87	302	37	66	17	2	7	37	3	4	5	24	55	8-7	7
Minor League Totals		.262	365	1369	187	358	88	11	37	195	6	16	19	72	262	26-15	56

## Dustin Lee Wrightsman, RHP

**Ht.:** 6-4; **Wt.:** 225; **Bats:** Right; **Throws:** Right

**Born:** 12-7-79 in Terre Haute, Ind.

**Resides:** Terre Haute, Ind.

**Opening Day Age:** 21

**Signed By:** Dennis Woody

**Acquired:** Selected in 26th round of 2000 June Free Agent Draft

**Career Notes:** Graduated Terre Haute (Ind.) High, 1998...attended Faulkner State (Bay Minnette, Ala.) Community College...named 2nd team Junior College All-American.

YEAR	CLUB	W-L	ERA	G	GS	CG	SHO	SV	IP	H	R	ER	HR	HB	BB	SO	WP	BK
2000	Gulf Coast	1-3	5.64	8	5	0	0	0	22.1	25	14	14	3	0	12	15	1	2

## Thomas Antonio Zurita, RHP

**Ht.:** 5-11; **Wt.:** 165; **Bats:** Right; **Throws:** Right

**Born:** 6-28-80 in Anzoategui, Venezuela

**Resides:** Anzoategui, Venezuela

**Opening Day Age:** 20

**Signed By:** Luis Silverio and Jose Guarache

**Acquired:** Signed as a non-drafted free agent, 10-29-98

**Career Notes:** Attends Liceo Juan de Urpin (Valle Guarape, Venezuela) High.

YEAR	CLUB	W-L	ERA	G	GS	CG	SHO	SV	IP	H	R	ER	HR	HB	BB	SO	WP	BK
1999	Salcedo	6-4	3.82	22	6	1	0	1	63.2	75	38	27	0	5	20	40	8	1
2000	Charleston	1-2	5.76	14	0	0	0	1	25.0	29	20	16	0	2	11	14	4	1
	Gulf Coast	0-1	3.90	11	5	0	0	0	32.1	35	17	14	1	6	10	18	2	0
Minor League Totals		7-7	4.24	47	11	1	0	2	121.0	139	75	57	1	13	41	72	14	2

# MEDIA

Media Information

Radio Network


Television Network

Kauffman Stadium

Attendance Records

Rules/Terms

Spring Training Info



# Media Relations Staff



## **David Witty, Senior Director - Media Relations**

David Witty, now entering his 16th year in the organization, was named Senior Director - Media Relations on Oct. 27, 2000. He will manage all aspects of the Royals Media Relations Department including player interviews, game day operations, publications, credentials and club publicity. In addition to his media relations duties he is responsible for the Royals spring training and regular season scheduling.

Witty was the Royals Director of Team Travel from 1987-2000. He joined Kansas City as a Public Relations intern in 1986 and worked as a PR assistant from 1987-95 assisting with the media guide.

Witty received his Bachelor of Science Degree in Accounting and Radio-TV from Kansas State University in 1985 and Master of Science Degree in Sports Administration from St. Thomas (Miami, Fla.) University in 1986. He resides in Leawood, Kan., with his wife, Carla, and sons, Scott and Brett.



## **Aaron Babcock, Manager - Media Relations**

Aaron Babcock enters his first year as the Manager of Media Relations with the Royals after serving as an assistant sports information director at the University of Nebraska for the past two and a half years. Babcock's primary responsibilities include overseeing the Royals publications, while assisting with the day-to-day media responsibilities.

While at Nebraska, Babcock handled media relations for the nationally-ranked volleyball and baseball teams. Prior to that, he served as the Sports Information Director at the University of Nebraska at Kearney from 1996-1998. A native of Auburn, Wash., Babcock, 27, graduated from Nebraska-Kearney in 1996 with a Bachelor of Science in Journalism/Mass Communication. He resides in Overland Park, Kan.



## **Chris Stathos, Manager - Media Services**

Chris Stathos is in her 22nd year in the Royals organization and 1st as the Manager-Media Services. Her primary responsibilities include coordinating the media credentials, Royals Alumni, Baseball Awards Dinner and George Brett's media and fan requests. She also assists with the production of the media guide, yearbook and other publications.

Stathos joined the Royals as a secretary in the Public Relations department in 1979. She was promoted to Administrative Assistant in 1995 and named the Media Relations Coordinator in 1998.

Stathos received her Bachelor of Science Degree in Education from Washington (St. Louis) University. She resides in Leawood, Kan., with her husband George. They have a son, Mike.

# Media Relations Directory

## Commissioners Office

Office: (212) 931-7800  
Fax: (212) 759-8391  
Richard Levin: 931-7878  
Email: richard.levin@mbl.com  
Patrick Courtney: 931-7878  
Email: patrick.courtney@mbl.com  
Phyllis Merhige: 931-7616  
Email: phyllis.merhige@mbl.com

## Anaheim Angels

Office: (714) 940-2014  
Fax: (714) 940-2205  
Tim Mead  
Wk: (714) 940-2014  
Email: timmead@disney.com  
Larry Babcock  
Wk: (714) 940-2015  
Email: larry.babcock@disney.com

## Baltimore Orioles

Office: (410) 685-9800  
Fax: (410) 547-6272  
Bill Stetka  
Wk: (410) 547-6156  
Email: bsetka@oriolepark.com  
Kevin Behan  
Wk: (410) 547-6150  
Email: kbehan@oriolepark.com

## Boston Red Sox

Office: (617) 267-9440  
Fax: (617) 375-0944  
Kevin Shea  
Wk: (617) 236-6613  
Email: kshea@mail.redsox.com  
Glenn Wilburn  
Wk: (617) 236-6718  
Email: wilburn@mail.redsox.com

## Chicago White Sox

Office: (312) 674-1000  
Fax: (312) 674-5116  
Scott Reifert  
Wk: (312) 674-5302  
Email: sreifert@chisox.com  
Bob Beghtol  
Wk: (312) 674-5303  
Email: bbeghtol@chisox.com

## Cleveland Indians

Office: (216) 420-4200  
Fax: (216) 420-4396  
Bart Swain  
Wk: (216) 420-4386  
Email: bswain@clevelandindians.com  
Curtis Danbury  
Wk: (216) 420-4390  
Email: cdanbury@clevelandindians.com

## Detroit Tigers

Office: (313) 471-2000  
Fax: (313) 471-2138  
Tyler Barnes  
Wk: (313) 471-2113  
Email: tyler.barnes@detroittigers.com  
Jim Anderson  
Wk: (313) 471-2349  
Email: jimanderson@detroittigers.com

## Minnesota Twins

Office: (612) 375-1366  
Fax: (612) 375-7473  
Sean Harlin  
Wk: (612) 375-7470  
Email: seanharlin@twinsbaseball.com  
Brad Smith  
Wk: (612) 375-7489  
Email: bradsmith@twinsbaseball.com

## New York Yankees

Office: (718) 293-4300  
Fax: (718) 293-8414  
Rick Cerrone  
Wk: (718) 579-1456  
Email: rcerrone@yankees.com  
Jason Zillo  
Wk: (718) 579-1515  
Email: jzillo@yankees.com

## Oakland Athletics

Office: (510) 638-4900  
Fax: (510) 532-1633  
Jim Young  
Wk: (510) 563-2380  
Email: jyoung@oaklandathletics.com  
Mike Snellick  
Wk: (510) 563-563-2233  
Email: msnellick@oaklandathletics.com

## Seattle Mariners

Office: (206) 346-4000  
Fax: (206) 346-4400  
Tim Hevly  
Wk: (206) 346-4402  
Email: thevly@seattlemariners.com  
Matt Roebuck  
Wk: (206) 346-4408  
Email: mroebuck@seattlemariners.com

## Tampa Bay Devil Rays

Office: (727) 825-3137  
Fax: (727) 825-3111  
Rick Vaughn  
Wk: (727) 825-3242  
Email: carmentbdr@aol.com  
Chris Costello  
Wk: (727) 825-3160  
Email: ccdrays@aol.com

## Texas Rangers

Office: (817) 273-5222  
Fax: (817) 273-5206  
John Blake  
Wk: (817) 273-5208  
Email: jblake@svsportsgroup.com  
Amy Gunter  
Wk: (817) 273-5209  
Email: agunter@svsportsgroup.com

## Toronto Blue Jays

Office: (416) 341-1300  
Fax: (416) 341-1250  
Howard Starkman  
Wk: (416) 341-1255  
Email: howard.starkman@bluejays.ca  
Jay Stenhouse  
Wk: (416) 341-1248  
Email: jay.stenhouse@bluejays.ca

## Arizona Diamondbacks

Office: (602) 462-6500  
Fax: (602) 462-6527  
Mike Swanson  
Wk: (602) 462-6530  
Email: mswanson@diamondbacks.com  
Susan Webner  
Wk: (602) 462-6530  
Email: swebner@diamondbacks.com

## Atlanta Braves

Office: (404) 522-7630  
Fax: (404) 614-1391  
Jim Schultz  
Wk: (404) 614-1301  
Email: jim.schultz@turner.com  
Glen Sera  
Wk: (404) 614-1305  
Email: glen.sera@turner.com

## Chicago Cubs

Office: (773) 404-2827  
Fax: (773) 404-4129  
Sharon Pannoza  
Wk: (773) 404-4021  
Email: spennozzo@cubs.com  
Chuck Wassenstrom  
Wk: (773) 404-4022  
Email: cwassenstrom@cubs.com

## Cincinnati Reds

Office: (513) 421-4510  
Fax: (513) 421-4510  
Rob Butcher  
Wk: (513) 421-4510 ext. 4004  
Email: rbutter@cinreds.com  
Mike Vassallo  
Wk: (513) 421-4510 ext. 4002  
Email: mvassallo@cinreds.com

## Colorado Rockies

Office: (303) 312-2325  
Fax: (303) 312-2319  
Jay Alves  
Wk: (303) 312-2326  
Email: alvesj@coloradorockies.com  
Zak Gilbert  
Wk: (303) 312-2327  
Email: gilbertz@coloradorockies.com

## Florida Marlins

Office: (305) 626-7429  
Fax: (305) 626-7302  
Ron Colangelo  
Wk: (305) 626-7286  
Email: rcolangelo@flmarlins.com  
Steve Cospes  
Wk: (305) 626-7476  
Email: scospes@flmarlins.com

## Houston Astros

Office: (713) 259-8800  
Fax: (713) 259-8981  
Rob Matwick  
Wk: (713) 259-8952  
Email: matwick@astros.com  
Warren Miller  
Wk: (713) 462-8986  
Email: jmiller@astros.com

## Los Angeles Dodgers

Office: (323) 224-1500  
Fax: (323) 224-1459  
John Olguin  
Wk: (323) 224-1301  
Email: john@ladodgers.com  
Luis Garcia  
Wk: (323) 224-1301 x344  
Email: luisg@ladodgers.com

## Milwaukee Brewers

Office: (414) 902-4400  
Fax: (414) 902-4053  
Jon Greenberg  
Wk: (414) 902-4468  
Email: jon@milwaukeebrewers.com  
Jason Parry  
Wk: (414) 902-4470  
Email: jparry@milwaukeebrewers.com

## Montreal Expos

Office: (514) 253-3434  
Fax: (514) 253-8282  
P.J. Loyello  
Wk: (514) 251-3519  
Email: ployello@montreal Expos.com  
Monique Giroux  
Wk: (514) 251-3521  
Email: mgiroux@montreal Expos.com

## New York Mets

Office: (718) 507-6387  
Fax: (718) 639-3619  
Jay Horwitz  
Wk: (718) 565-4330  
Email: jhorwitz@nymets.com  
Shannon Dalton  
Wk: (718) 565-4323  
Email: sddalton@nymets.com

## Philadelphia Phillies

Office: (215) 463-6000  
Fax: (215) 389-3050  
Larry Shenk  
Wk: (215) 952-8366  
Email: lshenk@phillies.com  
Leigh Tobin  
Wk: (215) 952-8245  
Email: letobin@phillies.com

## Pittsburgh Pirates

Office: (412) 323-5000  
Fax: (412) 325-4413  
Jim Trdinich  
Wk: (412) 325-4728  
Email: jim\_trdinich@pirateball.com  
Mike McNally  
Wk: (412) 325-4729  
Email: mike\_mcnally@pirateball.com

## St. Louis Cardinals

Office: (314) 421-3060  
Fax: (314) 982-7399  
Brian Bartow  
Wk: (314) 425-0623  
Email: bbartow@stlcardinals.com  
Steve Zesch  
Wk: (314) 425-0625  
Email: gamesday@stlcardinals.com

## San Diego Padres

Office: (619) 881-6500  
Fax: (619) 497-5454  
Glen Gaffner  
Wk: (619) 881-6509  
Email: gggaffner@padres.com  
John Dever  
Wk: (619) 881-6642  
Email: jdever@padres.com

## San Francisco Giants

Office: (415) 972-2000  
Fax: (415) 972-2800  
Bob Rose  
Wk: (415) 972-2445  
Email: brose@sfgiants.com  
Jim Moorehead  
Wk: (415) 972-2449  
Email: jmoorehead@sfgiants.com



# Media Information

**Contact** the Royals Media Relations Department for any information and questions (interview, photo, statistical or credential requests, news releases, etc.). Chris Stathos, Manager - Media Services (816-504-4361) is available to accommodate you.

**Credentials** honored at Kauffman Stadium include: valid Royals credentials, Baseball Writers Association of America and Major League Baseball working credentials.

**To request credentials** please contact Chris Stathos, Manager - Media Services, P.O. Box 419969, Kansas City, MO 64141-6969, 24 hours in advance of the requested date. Credential requests will be answered as time permits.

**To pick up credentials** please report on game day to the **Royals Ticket Office**. The ticket office is located on the south side of Kauffman Stadium adjacent to the front lobby. Daily or season credentials will be issued only to working members of the media. Daily credentials must be displayed while at Kauffman Stadium.

**Parking credentials** should be requested with press credentials and will be filled when available. Baseball Writers Association of America and Major League Baseball credentials are also valid for parking. All marked sports and news station vehicles will also be admitted.

**Media Tickets** on a limited basis are available for sports and news personnel and must be requested by **noon** on game days. Requests for media tickets should be directed to the Royals Media Relations Department and may be picked up the day of the game at the Guest Ticket Window, also located on the south side of the stadium. The window opens 1 1/2 hours prior to the game. After picking up credentials or media tickets you should enter Kauffman Stadium through the press gate located on the south side adjacent to the main lobby. To enter the press box turn left on the concourse and walk back to the main lobby where the elevators are located. The Royals Media Relations Department and the press box are located on level 4, the parking lot is on level 3 and the clubhouse and field on level 1.

**Press Box** is located on level 4 at Kauffman Stadium. Space is available for accredited members of the media on assignment only. The lower level is reserved for writers and radio broadcasters. The upper level is divided into individual broadcast booths for live coverage by television networks. Seats in the lower level will be assigned with members of the BBWAA in the front row. Other media will be assigned to row 2 and booths on the east side of the lower level. The press box also includes a writer's workstation.

The **Press Room** is located adjacent to the press box for a pregame meal (\$5.00 charge) and refreshments and is open for the media with appropriate credentials approximately 2 hours prior to the game and 1 hour following the game. Complete NOTES, STATISTICAL INFORMATION and LINEUPS are available approximately two hours prior to the game in the press box area.

**Interview** periods are arranged prior to and following Royals games through the Royals Media Relations Department.

## Media Relations Numbers:

Royals Switchboard ..... 921-8000

**Dave Witty:** ..... davewitty@earthlink.net

Work ..... 816-504-4713

Cellular ..... 816-668-6429

FAX ..... 816-921-5775

**Aaron Babcock:** ..... aaron.babcock@kcroyals.com

Work ..... 816-504-4362

Home ..... 913-681-1234

**Chris Stathos:** ..... chris.stathos@kcroyals.com

Work ..... 816-504-4361

Home ..... 913-681-7779

**Lora Grosshans:** ..... lora.grosshans@kcroyals.com

Work ..... 816-504-4360

**Press Box** ..... 921-8000 ext. 4920

..... or ext. 4921

**Press Box Fax** (game day only) ..... 504-4141

**Royals Fan Information Line** ..... 504-4700

**Website:** ..... www.kcroyals.com

### Mailing Address

P.O. Box 419969 • Kansas City, MO • 64141-6969

### Delivery Address

One Royal Way • Kansas City, MO 64129

**Pregame:** The manager, coaches and players are generally accessible during pregame on the field, in the dugout and in the clubhouse. Players are not available during stretching, and pregame interviews should not interfere with the players specific game preparations. **Manager Tony Muser** usually arrives by 2:30 p.m. prior to night games and is available when the clubhouse opens at 3:30 p.m. He may also be available before the clubhouse opens upon special request through the Media Relations Department. We request that reporters and broadcasters leave the field and dugout area when infield practice begins and that photographers report to their assigned photo positions.

**Manager Postgame:** The Royals will conduct a postgame interview in a room for the manager on Level 1 immediately following each Royals home game. The postgame interview room is specifically designed for, but not limited to, the electronic media. This is the only area where the electronic media may interview the manager postgame. There will be no postgame radio or TV interviews allowed in the manager's office. Postgame interviews with all personnel should generally be related to the game.

**The Royals Clubhouse** will be open to the media with clubhouse credentials for a period of 3 1/2 hours prior to game time until 45 minutes prior to the game. Postgame the clubhouse will open approximately 10 minutes following the game. The Royals clubhouse will be closed between games of a doubleheader. There will be occasions when the Royals may request the clubhouse be cleared for team meetings and we ask your cooperation at these times. The player's lounge, training room and conditioning areas are closed to everyone except players and Royals officials. The dugout is off limits in accordance with American League rules during the game to everyone except the manager, coaches, players and certain club officials.

**Photographers** will be assigned to photo bays on the field at either end of each dugout or the bay located in the main press box. Photographers in the dugout field boxes should leave between innings only. Photos are allowed during batting practice, but photographers should remain in foul territory in the area behind the first and third base bags. Photographers should assume their assigned positions at the conclusion of batting practice.

### Pre-Game Schedule

	1:05 Games	7:05 Games
Visitors Early BP	--	2:00-3:00 p.m.
Royals Batting Practice	until 11:40 a.m.	until 5:40 p.m.
Visitors Batting Practice	11:40 a.m.-12:20 p.m.	5:40-6:20 p.m.
Royals Infield	12:20-12:30 p.m.	6:20-6:30 p.m.
Visitors Infield	12:30-12:40 p.m.	6:30-6:40 p.m.
Ground Crew	12:40-1:00 p.m.	6:40-7:00 p.m.
Umpires/Managers Meet	1:00 p.m.	7:00 p.m.
Game Time	1:05 p.m.	7:05 p.m.

### Baseball Writers Association of America - Kansas City Chapter

#### Alan Eskew, KC Sports, Chairman

Bill Althaus, Independence Examiner

\*Sid Bordman, Kansas City Star

Jim Bradford, Olathe Daily News

Kelly Bradham, Nevada Daily Mail

Ken Corbitt, Topeka Capital Journal

Bob Dutton, Kansas City Star

Mike Fannin, Kansas City Star

Jeff Flanagan, Kansas City Star

Alan Hoskins, Kansas City Kansan

Dick Kaegel, Kansas City Star

\*Joe McGuff, Kansas City Star

Rick Plumlee, Wichita Eagle

Joe Posnanski, Kansas City Star

Doug Tucker, Associated Press

Jason Whitlock, Kansas City Star

Brian Wright, Kansas City Kansan

\* - Gold Card Holder—Lifetime Honorary Membership

# Royals Radio Network

The Royals and their radio rightsholder, Entercom Kansas City are in the 1st year of a new 3-year contract. KMBZ-AM (980) in Kansas City is the Royals flagship station.

Entercom, the largest privately held "radio only" company in the nation, was founded in 1968 by Joseph M. Field who is CEO. Entercom operates 95 radio stations in 18 markets including Kansas City, Boston, Buffalo, Memphis, Milwaukee, New Orleans, Sacramento, Portland, Ore., Seattle and Wichita. Entercom is currently the radio rightsholder for the Boston Celtics and Red Sox, New Orleans Saints and Seattle Mariners and Seahawks, as well as numerous major college teams. KMBZ has carried the Royals in 27 of the club's first 33 seasons.



## Denny Matthews

Denny Matthews begins his 33rd year behind the microphone for the Royals in 2001...he has broadcast exclusively for the same team, without interruption, in 5 different decades...there are fewer than 10 people who have done that, all of whom are in the broadcaster's wing of the Baseball Hall of Fame...has seen more Royals games than anyone else during his 32 years with KC...was chosen from more than 300 applicants for the number 2 announcer position prior to the Royals initial season in 1969, then took over the number 1 job after the 1975 season...has also lent his play-by-play skills to the CBS Radio Network during portions of the regular season and during the 1982 and '85 World Series...graduated Central Catholic High School in Bloomington, Ill. ...is a 1966 graduate of Illinois Wesleyan...lettered in football and baseball for 3 years...finished 8th in the nation (NAIA) in pass receiving in 1965...worked for WMBD-TV and radio and KMOX-TV prior to joining the Royals...his brother, Mike, is the radio analyst for Illinois State University basketball...is an avid collector of sports publications and enjoys playing golf and hockey...he resides in Leawood, Kan.



## Ryan Lefebvre

Ryan Lefebvre, 30, begins his 3rd season as a Royals radio broadcaster...broadcast for the Minnesota Twins for 4 seasons after being hired at the age of 24, one year after graduating from college...worked both television and radio for the Twins and broadcast University of Minnesota football, hockey and volleyball...began his broadcasting career as a freshman at the University of Minnesota at KUOM radio...a native of Los Angeles, Ryan graduated from Loyola High School in 1989...graduated from the University of Minnesota in 1994 where he was a 3-time all-Big Ten selection in baseball...established school records for hits, triples and at-bats...was drafted in the 27th round of the 1993 June Free Agent Draft by the Cleveland Indians and played one season in the New York-Penn League...is the son of former big league player and manager Jim Lefebvre...enjoys playing golf and fishing...he resides in Lake Winnebago, Mo.



## Don Free

Don Free will begin his 16th year as the producer/engineer of the Royals radio broadcasts...worked for 31 years for Stauffer-Morris...spent the first 18 years at WIBW-TV in Topeka before working for the radio network...has worked for Entercom the last 4 years including work in the offseason as an engineer at KMBZ...also does freelance engineer work on area college football and basketball games...resides in Topeka, Kan., with his wife, Sandy...he has 2 daughters, Kristin and Jennifer, and a grandson, Zane and a granddaughter, Taylor.

# Royals Television Network

FOX Sports Net, a member of the FOX Sports Net family of regional sports networks, begins its 5th season as the television carrier of the Royals. The network carries a wide variety of sports teams and events including extensive Big 12 and Pac-10 packages, NHL and NBA games and college basketball from major conferences in addition to several other Major League Baseball teams.

FOX Sports Net will televise 81 Royals games in 2001. The total includes both over-the-air and cable games (30 games) and represents expanded coverage of both home and road games. The over-the-air package can be seen on local carriers KMBC (Channel 9/ABC, 15 games) and KCWE (Channel 29/UPN, 36 games).



## Bob Davis

Bob enters his 5th season as the play-by-play voice of the Royals Television Network...is a 9-time winner of the Kansas Sportscaster of the Year award...has been the voice of the Kansas Jayhawks for the past 17 years and serves as the morning sports anchor for KMBZ-Radio...prior to his stint with the Jayhawks, Davis spent 16 years announcing Fort Hays State games, earning a spot in the school's Athletic Hall of Fame...he has also been the radio voice for the NCAA women's Final Four basketball championships...a native of Topeka, Bob graduated from Topeka West High School and Washburn University...resides in Lawrence, Kan., with his wife, Linda, and son, Steven.



## Paul Splittorff

Paul has worked each of the past 13 seasons as the analyst on the Royals Television Network...the Royals Hall of Famer and all-time winningest pitcher in club history has worked in broadcasting since retiring in 1984 after pitching in the Royals organization since 1968...during his 15-year career he compiled a 166-143 record with a 3.81 ERA in 429 games...in addition to his work as a baseball broadcaster Paul keeps busy in the winter months broadcasting college basketball...he serves as an analyst for the Big 12 Conference and works locally on the telecast of Kansas State University and UMKC...his baseball and basketball broadcasting work are the result of his two sport (baseball and basketball) college days at Morningside College in Iowa...Paul and his wife, Lynn, have a daughter, Jennifer and son, Jamie.

## Royals Radio Network Affiliates - 74 Stations/7 States

<b>ARKANSAS (1)</b>		KLWN-1320	Lawrence, KS	KMMO-1300/102.9	Marshall, MO
KREB-1190	Bentonville, AR	KMAN-1350	Manhattan, KS	KRM0-990	Monett, MO
<b>IOWA (5)</b>		KNGI/KBBE-1540/96.7	McPherson, KS	KRMS-1150	Osage Beach, MO
KCHE-1440/92.1	Cherokee, IA	KLKC-1540/93.5	Parsons, KS	KTRR-1490	Rolla, MO
KWKY-1150	Des Moines, IA	KKOW-860	Pittsburg, KS	KFEQ-680	St. Joseph, MO
KMA-960	Shenandoah, IA	KWLS-1290	Pratt, KS	KDRO-1490	Sedalia, MO
KMNS-620	Sioux City, IA	KRSL/KCAY-990/95.9	Russell, KS	KWTO-98.7	Springfield, MO
<b>KANSAS (32)</b>		KSAL-1150	Salina, KS	KOKO-1450	Warrensburg, MO
KAIR-1470	Atchinson, KS	WIBW-580	Topeka, KS	<b>NEBRASKA (7)</b>	
KVSV-1190	Beloit, KS	KWME-93.5	Wellington, KS	KGMT/KUTT-1310/99.5	Fairbury, NE
KKOY-1460/105.5	Chanute, KS	KNSS-1240	Wichita, KS	KRVN-880	Lexington, NE
KGGF-690	Coffeyville, KS	KKLE-1550	Winfield, KS	KLMS-1480	Lincoln, NE
KXXX-790	Colby, KS	<b>MISSOURI (22)</b>		KNCY-1600/97.7	Nebraska City, NE
KGNO-1370	Dodge City, KS	KKOZ-1430/92.1	Ava, MO	KNLV-1060/103.9	Ord, NE
KSRX-1360	El Dorado, KS	KYOO-1200/106.3	Bolivar, MO	KNEB-960	Scottsbluff, NE
KVOE-1400	Emporia, KS	KMAM/KMOE-1530/92.1	Butler, MO	<b>OKLAHOMA (3)</b>	
KMDO/KOMB-1600/103.9	Ft. Scott, KS	KREL-1420	California, MO	KMUS-1380	Muskogee, OK
KJUL-1240	Garden City, KS	KKWK-100.1	Cameron, MO	KMYZ-1570	Pryor, OK
KAYS-1400	Hays, KS	KDKD-95.3	Clinton, MO	KRVY-1270	Tulsa, OK
KNZA-103.9	Hiawatha, KS	KTGR-1580	Columbia, MO	<b>SOUTH DAKOTA (1)</b>	
KWBW-1450	Hutchinson, KS	KLJK-1240	Jefferson City, MO	KBFS-1450	Belle Fourche, SD
KIND-101.7	Independence, KS	KQYX-1560	Joplin, MO		
KJCK-1420	Junction City, KS	KMBZ-980	Kansas City, MO		

# Royals Media Outlets

## PRINT MEDIA

### Kansas City Star

Mike Fannin (SE)  
Dick Kaegel (T), Steve Rock,  
Bob Dutton (NW), Jeff  
Flanagan (C), Joe Posnanski  
(C), Jason Whitlock (C)  
1729 Grand  
Kansas City, MO 64108  
Ph: (816) 234-4141  
Ph2: (816) 234-4355  
Fax: (816) 234-4360

### Associated Press

Doug Tucker, Steve Brisendine  
215 W. Pershing  
Kansas City, MO 64108  
Ph: (816) 421-4844  
Fax: (816) 421-3590

### Independence Examiner

Karl Zinke (SE), Bill Althaus  
410 S. Liberty  
Independence, MO 64050  
Ph: (816) 254-8600  
Ph2: (816) 350-6314  
Fax: (816) 836-3805

### Kansan

Brian Wright (SE)  
Alan Hoskins  
901 N. 8th St.  
Kansas City, KS 66101  
Ph: (913) 371-4300 ext. 2800  
Fax: (913) 342-8620

### Lawrence Journal

Chuck Woodling (SE),  
Gary Bedore  
609 New Hampshire St.  
PO Box 888  
Lawrence, KS 66044  
Ph: (785) 843-1000  
Ph: (785) 832-7147  
Fax: (785) 843-4512

### Olathe Daily News

Jim Bradford (SE)  
514 S. Kansas Ave.  
Olathe, KS 66061  
Ph: (913) 764-2211 ext. 138  
Fax: (913) 764-2251

### St. Joseph News Press

Scott Dochterman (SE)  
PO Box 29  
St. Joseph, MO 64502  
Ph: 800-779-6397  
Ph2: 816-271-8577  
Fax: 806-271-8692

### Topeka Capital Journal

Kurt Caywood (SE), Ken Corbett  
616 SE Jefferson  
Topeka, KS 66607  
Ph: (816) 842-8144  
Ph2: (785) 295-1188  
Fax: (816) 295-1230

### Wichita Eagle

Kirk Seminoff (SE)  
Rick Plumlee, Bob Lutz (C)  
825 E. Douglas  
Wichita, KS 67201  
Ph: (316) 268-6251  
Fax: (316) 268-6536

## TELEVISION

### Royals TV

Bob Davis, Paul Splittorff,  
Kevin Shank  
Kauffman Stadium  
One Royal Way  
Kansas City, MO 64141  
Ph: (816) 504-4361  
Ph2: (816) 504-4362  
Fax: (816) 921-5775

### KCTV5 (CBS, Ch. 5)

William Jackson (SD), Leif Liseac,  
Jack Harry, Neal Jones  
4500 Shawnee Mission Pkwy  
Box 5555  
Kansas City, MO 64109  
Ph: (913) 677-7188  
Ph2: (913) 677-7193  
Fax: (913) 677-7243

### KMBC (ABC, Ch. 9)

Dave Stewart (SD),  
Len Dawson, Karen Kornacki,  
John Crumley  
1049 Central  
Kansas City, MO 64105  
Ph: (816) 760-9343  
Ph2: (816) 760-9341  
Fax: (816) 421-4163

### KSHB (NBC, Ch. 41)

Todd Romero (SD), Lisa Holbrook  
4720 Oak  
Kansas City, MO 64112  
Ph: (816) 932-0749  
Ph2: (816) 932-0745  
Fax: (816) 561-4181

### WDAF (Fox, Ch. 4)

Frank Boal (SD), Al Wallace,  
Ann Carroll  
3030 Summit  
Kansas City, MO 64112  
Ph: (816) 932-9211,9212  
Dan Cavanaugh, 9266  
Fax: (816) 932-9202

### WIBW (CBS, Ch. 13)

Mark Ewing  
Box 119  
Topeka, KS 66601  
Ph: (785) 272-7030  
Fax: (785) 271-0418

### KQTV (ABC, Ch. 2)

Justin Holgate  
40th & Faraon  
St. Joseph, MO 64506  
Ph: (816) 532-0950  
Ph2: (816) 233-1606  
Fax: (816) 232-7505

### Metro Sports

Brad Porter, Chad Harbert,  
John Denison  
6550 Winchester  
Kansas City, MO 64133  
Ph: (816) 358-5360 ext. 380  
Fax: (816) 587-8889

## RADIO

### Royals Radio

Denny Matthews,  
Ryan Lefebvre, Don Free  
Kauffman Stadium  
One Royal Way  
Kansas City, MO 64141  
Ph: (816) 504-4361  
Ph2: (816) 504-4362  
Fax: (816) 921-5775

### KMBZ (980 AM, Flagship)

Don Fortune, Jim Rose, Greg  
Echlin, Soren Petro, Nate  
Bukaty, Al Fitzmorris  
4935 Belinder  
Shawnee Mission, KS 66205  
Ph: (913) 677-8958  
Ph2: (913) 677-8998  
Fax: (913) 677-8901

### WHB (810 AM)

Kevin Kietzman, Todd Leabo,  
Stephen St. John, Chad  
Boeger, Danny Clinkscale,  
Jason Whitlock  
10841 E. 28th  
Independence, MO 64052  
Ph: (816) 836-8326  
Fax: (816) 836-3105

# Kauffman Stadium

Adding age to its beauty, the Kansas City Royals play their 29th season at Kauffman Stadium in 2001.

Recognized throughout baseball as one of the game's most beautiful ballparks, Royals Stadium opened April 10, 1973 with the Royals defeating the Texas Rangers 12-1 before 39,464 fans. Since then, many exciting games have been contested, including the 1973 All-Star Game, 3 no-hitters, playoff games in 1976, '77, '78, '80, '81, '84 and '85 and 7 World Series tilts in 1980 and 1985. The facility was officially re-named in honor of Ewing M. Kauffman in a ceremony at the stadium on July 2, 1993. Since its opening, a total of 51,526,035 people have visited the stadium, including a record 2,477,700 in 1989.



**Ewing M. Kauffman**

Kauffman Stadium's unique features include a 12-story high scoreboard and a 322-foot wide water spectacular. The scoreboard contains 16,320 light bulbs, most of them on the 40 by 60 foot screen. The water spectacular is the largest privately funded fountain in the world.

Added in 1990 was a state-of-the-art Sony JumboTron color video display board installed on the left field hillside. Measuring 30 by 40 feet, it's one of the largest video boards in the U.S. The top of the board features the Royals logo. In keeping with the architecture of the stadium, the existing water spectacular featuring cascading water now extends to the left field corner.

A grass playing field replaced the artificial surface at Kauffman Stadium prior to the 1995 season. The fences were also moved in 10 feet from bullpen to bullpen at that time and lowered from 12 feet to 9 feet.

Prior to the 1999 campaign, additional field level seating, known as "Crown Seats" and four dugout suites were added to enhance the stadium. Prior to the 2000 season the Picnic Pavilion was added near the base of the JumboTron in leftfield for groups attending the games.

The re-naming of the stadium was appropriate in that it was the strength and integrity of Ewing M. Kauffman's ownership that provided the cornerstone for the Royals success. Kauffman purchased the club as an expansion franchise in 1968 with the primary and continuous motivation of providing winning Major League Baseball for Kansas Citizens. Kauffman, who founded Marion Laboratories in his mother's basement and built it into a diversified health care company with sales reaching nearly one billion dollars, possessed a sense of daring and an innate ability to motivate those around him. The club's even-handed philosophy bears the Kauffman stamp. Mr. K also gave much personal attention to the Kansas City community, an important philosophy that was inbred into the Royals organization and still remains today.

<b>Kauffman Stadium Facts</b>	
Seating Capacity .....	40,793
<b>Outfield Distances</b>	
Left Field .....	330
Left-Center .....	375
Center Field .....	400
Right-Center .....	375
Right Field .....	330
Height of Fence .....	9 Feet
<b>Seating Breakdown</b>	
Crown Seats .....	188
Dugout Suites .....	96
Royal Pavilion .....	100
Club Box .....	2,575
Field Box .....	7,652
Plaza Reserved .....	7,391
View Box .....	5,220
View Reserved .....	12,615
General Admission .....	4,956
<b>Starting Times</b>	
Day Games	
(Single/Doubleheader) .....	1:05 p.m.
Night Games .....	7:05 p.m.
Twi-Night Doubleheaders .....	4:05 p.m.
(Complete Schedule on Inside Back Cover)	

Among the awards Mr. Kauffman won for his leadership include the Kansas City Press Club's 1973 Man-of-the-Year, the "Mr. Baseball" honoree at the Kansas City Baseball Awards Dinner in 1976 and 1991 and induction into the Missouri Sports Hall of Fame. He also received the Horatio Alger Award, the Golden Plate Award from the American Academy of Achievement, the Kansas City Chamber of Commerce "Kansas Citian of the Year" Award and the Distinguished Service Award from the American Legion. Mr. K passed away on Aug. 1, 1993.

Media

# Royals Attendance Records

## Attendance Highs & Lows

Season	Attendance	Opponent	Date
Season	2,477,700		1989
Single Game	41,860	New York	July 26, 1980
Day Game	41,329	Oakland	September 21, 1980
Night Game	41,860	New York	July 26, 1980
Day Doubleheader	35,295	California	June 20, 1971
T-N Doubleheader	42,039	Milwaukee	August 8, 1983
Opening Day	41,086	Toronto	April 8, 1985
4-Game Series	161,019	New York	July 21-24, 1988
3-Game Series	121,956	New York	July 25-27, 1980
2-Game Series	79,042	New York	July 24-25, 1978
Memorial Day	41,189	Minnesota	May 29, 1989
Independence Day	40,804	Boston	July 4, 1988
Labor Day	37,043	Minnesota	September 3, 1984
Week Night	42,039	Milwaukee	August 8, 1983
Saturday Day	38,944	Baltimore	July 18, 1987
Saturday Night	41,860	New York	July 26, 1980
Sunday	41,329	Oakland	September 21, 1980
Road Game	73,303	at Cleveland	July 4, 1986
Municipal Stadium	36,623	Oakland	August 3, 1971
Lowest Municipal Stadium	3,454	Minnesota	July 3, 1969

## Kauffman Stadium

Single Game	41,860	New York	July 26, 1980
Doubleheader	42,039	Milwaukee	August 8, 1983
All-Star Game	40,848	N.L. vs. A.L.	July 24, 1973
Championship Series	42,633	1980—Game 2	October 9, 1980
World Series	42,380	1980—Game 3	October 17, 1980
Lowest Game	6,180	Texas	September 22, 1975

## Royals Top 10 Regular-Season Home Crowds

Date	Opponent	Attendance
1. August 8, 1983	Milwaukee	42,039
2. July 26, 1980	New York	41,860
3. June 30, 1979	California	41,451
4. July 3, 1982	California	41,380
5. July 23, 1988	New York	41,377
6. August 11, 1980	Baltimore	41,334
7. September 21, 1980	Oakland	41,329
8. August 20, 1979	New York	41,305
9. August 26, 1989	Oakland	41,253
10. August 5, 1985	Detroit	41,251

## Kauffman Stadium Rainouts (55 in 28 years)

### By Year:

4 times:	1984, 1997
3 times:	1973, 1977, 1981, 1983, 1986, 1990, 1994
2 times:	1974, 1975, 1976, 1979, 1985, 1992, 1995, 1998, 1999
1 time:	1980, 1982, 1987, 1988, 1989, 1991, 1993, 1996
None:	1978, 2000

## Stadium Rainouts By Month:

April	21
May	10
June	10
July	3
August	1
September	9
October	1

### By Club:

Anaheim	8
Baltimore	6
Boston	6
Chicago	1
Cleveland	5
Detroit	5
Milwaukee	5
Minnesota	4
New York	1
Oakland	3
Seattle	5
Tampa Bay	0
Texas	3
Toronto	3

# Royals Attendance Records

## Royals Yearly and Average Attendance

Year	Attendance	Dates	Average
1969*	902,183	73	12,359
1970*	693,047	72	9,626
1971*	910,784	72	12,650
1972*	707,656	69	10,256
1973	1,345,341	74	18,180
1974	1,173,292	78	15,042
1975	1,151,836	77	14,959
1976	1,680,265	78	21,542
1977	1,852,603	76	24,376
1978	2,255,493	80	28,194
1979	2,261,845	79	28,631
1980	2,288,714	81	28,256
1981	1,279,403	47	27,221
1982	2,284,464	80	28,556
1983	1,963,875	79	24,859
1984	1,810,018	77	23,507
1985	2,162,717	80	27,034
1986	2,320,764	78	29,753
1987	2,392,471	80	29,906
1988	2,350,181	80	29,377
1989	2,477,700	80	30,971
1990	2,244,956	78	28,781
1991	2,161,537	80	27,019
1992	1,867,689	79	23,642
1993	1,934,578	80	24,182
1994	1,400,494	57	24,570
1995	1,233,296	70	17,619
1996	1,436,007	80	17,950
1997	1,517,638	77	19,710
1998	1,494,875	79	18,922
1999	1,506,068	78	19,309
2000	1,677,915	81	20,715

**Totals 54,739,705 2,429 22,536**

\*The Royals played in Municipal Stadium from 1969-72.



# Baseball Rules/Terminology

**Definition of a Night Game:** Any game scheduled to start after 6 p.m. will be considered a night game. If a game is scheduled to start at 6 p.m. and is delayed by rain, or for any other reason, it will be considered a day game. If a game is scheduled to start at 6:01 p.m. it will be considered a night game. Two-night doubleheaders shall be included in doubleheader statistics and shall be considered two night games. When afternoon and night games are played on the same date with separate admissions, the games shall be day and night and count as single games.

**Designated for Assignment:** Allows a club to open up a roster spot while waiting for him to clear waivers, which can take up to 10 days.

**Designated Hitter Rule:** A hitter may be designated to bat for the pitcher in any spot in the batting order in any game without affecting the status of the pitcher. The designated hitter must be selected and be included on the lineup cards presented to the umpire-in-chief prior to the game. Failure to do so precludes the use of a designated hitter for that game. The designated hitter is "locked" into the batting order but may be removed for a pinch-hitter or pinch-runner, who in turn becomes the designated hitter. The designated hitter, while still in the game, may be used defensively but the pitcher then assumes the batting order of the replaced defensive player, thus terminating the designated hitter role. The designated hitter is eligible for all American League batting titles.

**Disabled List:** There are two disabled lists (15-day and 60-day). Players can be disabled retroactively, up to a maximum of 10 days, beginning with the day after the last day on which they played. A player on the 15-day DL may be shifted to the 60-day DL at any time. Players may be assigned to a Minor League club for the purpose of injury rehabilitation for a maximum of 20 days (30 days for pitchers).

**Figuring Magic Number:** To determine a team's "Magic Number" in the pennant race, compute the number of games remaining, add one, then subtract the number of games ahead in the loss column of the standings of the closest opponent.

## Major League Trading Regulations

The trading deadline for all inter- and intra-league deals is midnight July 31. Waivers are required for all inter- and intra-league deals from August 1 until 5:00 p.m. (EDT) the day after the regular season concludes. No waivers are required the remaining 10 months of the year.

**Options:** When a player is on the 40-man roster but not on the 25-man Major League roster, he is on "optional assignment." Each player has three option years and he can be sent up and down as many times as the club chooses within those three seasons. When a player is "out of options" that means he's been in the majors during three different seasons and in his fourth professional season, to be sent down, he will have to clear waivers.

**Pinch Hitter Rule:** A player shall be considered a pinch hitter only if he enters the game as a substitute batter and then only on his first time at bat which must be before he becomes a fielder. (If the team bats around and a pinch hitter comes up a second time in the inning in which he first appeared, he will not be considered a pinch hitter during that second time up). A substitute hitter for a designated hitter is both a pinch hitter and a designated hitter on his first time at bat. On subsequent trips to the plate he is a designated hitter only.

**Recalled vs. Contract Purchased:** If a player is on the 40-man roster he is "recalled." If not, then his contract is purchased (for a nominal fee) from the Minor League team. A player must be added to the 40-man roster when his contract is purchased.

**Roster Limitations:** Rosters are limited to 25 players from Opening Day through August 31 and 40 players from September 1 through the conclusion of the season. Players in military service do not count against the under control list while on active duty. Upon separation from the service, a player will be reinstated to his club's normal player limits after he has completed a 15-day trial period or has participated in a championship game, whichever comes first.

**Rookie Qualifications:** A player shall be considered a rookie unless, during a previous season or seasons, he has: a. exceeded 130 at-bats or 50 innings pitched in the major leagues; or b. accumulated more than 45 days on the active roster of a major league club or clubs during the period of the 25-player limit (excluding time in military service).

# Baseball Rules/Terminology

**Rule 5 Draft:** A player not on the Major League 40-man roster is eligible for the Rule 5 Draft in December if: 1. The player was 18 or younger when he signed a pro contract and this is the fourth Rule 5 Draft since he signed; or 2. He was 19 or older when he first signed a pro contract and this is the third Rule 5 Draft since he signed.

**Save Rule:** Saves shall be awarded to relief pitchers under the following criteria: Rule (10.20) tells the official scorer to credit a pitcher with a save when he meets all three of the following conditions: 1. He is the finishing pitcher in a game won by his club; 2. He is not the winning pitcher; and 3. He qualifies under one of the following conditions: a. He enters the game with a lead of no more than three runs and pitches for at least one inning; or b. He enters the game with the potential tying run either on base, or at bat, or on deck (that is, the potential tying run is either already on base or is one of the first two batsmen he faces); or c. He pitches effectively for at least three innings.

**Suspended Game Rule:** A game terminated for any of the following reasons will be a suspended game if it has progressed far enough to be an official game (i.e. 4 1/2 or 5 innings): 1. A curfew imposed by law; 2. A pre-arranged time limit; and 3. Darkness where local law prohibits turning on the lights or where lights are not available.

**Light Failure:** A game terminated by light failure or malfunction of a mechanical device under the control of the home club will be a suspended game **anytime after it starts.**

**Inning in Progress (Added in 1980):** If weather forces the termination of a legal game while an inning is in progress, it will become a suspended game if either of the following conditions exists: 1. The **visiting team** has scored one or more runs to tie the game, and the **home team** has not scored; 2. The **visiting team** has scored one or more runs to take the lead and the **home team** has not tied the score or retaken the lead.

**Note:** If a legal game is **tied** when called because of weather and neither of the above situations prevails, it is a **tie game** and must be **replayed in its entirety.**

**Procedures for Resumption of Play:** Suspended games shall be resumed at the exact point of suspension immediately preceding the next single game between the 2 clubs on the **same ground.** If that is not possible, other provisions for resumption are specified in A.L. Regulation 5.2 (c).

**Umpire Interview Policy:** Major League umpires shall cooperate with the news media concerning controversial plays, protested games and unusual incidents, ejections, etc. Any unusual play should be explained to the press box, usually between innings. Umpires are available for post game interviews relative to unusual or controversial happenings. The senior umpire is in charge of such interviews and will act as a spokesman for the "crew."

**Waivers:** If a player placed on Major League waivers is not claimed by another team within three business days after waivers have been requested, then the player has "cleared waivers", and the team has secured waivers for the remainder of the waiver period. The team then can do one of three things: 1. Send him to the minors (subject to his consent, if he is a "Veteran Player"); 2. Release him, which makes the player a free agent and thus available to sign with any team; and 3. Trade him to another team, even if the trading deadline has passed.

**Note:** Any trades after July 31 may only involve players who have cleared waivers. If a player does not clear waivers (claimed by another team or teams), the club requesting waivers may withdraw the waiver request. If the club does not withdraw the waiver request, the player's contract is assigned in the following manner: 1. If only one claim is entered, the player's contract is assigned to that claiming club; 2. If more than one club in the same league makes claims, the club currently lower in the standings gets the player; and 3. If clubs in both leagues claim the player, preferences shall always go to the club in the same league as the club requesting waivers.

**Batting Average—divide** the total number of safe hits **by** the total times at bat.

**Slugging Percentage—divide** the total bases of all safe hits **by** the total times at bat.

**Pitchers Earned Run Average—multiply** the total earned runs **by** 9, and **divide** the result **by** the total number of innings pitched.

**Fielding Percentage—divide** the total putouts and assists **by** the total putouts, assists and errors.

**Won-Loss Percentage—divide** the number of games won **by** the total games won and lost.

**On-Base Percentage—divide** hits plus total bases on balls plus hit-by-pitcher **by** at-bats plus total bases on balls, hit-by-pitcher and sacrifice flies (for purposes of this percentage ignore being awarded first base on interference or obstruction).

# 2001 Spring Training Info

The 2001 spring training season marks the 14th year for the Kansas City Royals Spring Training Headquarters at Baseball City, Florida. The Royals lease at the complex runs through the 2002 spring training camp.

The Royals play at the 8,000-seat Baseball City Stadium, which opened in the spring of 1988. The baseball complex includes 5 additional full-sized fields adjacent to Baseball City Stadium. In addition, there are special Major League and Minor League hitting and pitching tunnels as well as office and clubhouse facilities to be used by the Royals Minor League clubs for spring training.

Pitchers and catchers begin working out Feb. 18 and the full squad starts workouts on Feb. 21 with daily workouts scheduled to begin approximately at 10:00 a.m. until the exhibition game schedule gets underway on March 2.

The Royals six Minor League affiliates will generally utilize the four-field cloverleaf facility beginning in March through early April for workouts and games. The daily Minor League on-field schedule runs approximately from 10:00 a.m.-3:00 p.m. for workouts.

## All-Time Spring Exhibition Attendance

Year	Home	Road	Other Sites	Total
1969	18,610	6,550	17,591	42,751
1970	22,901	13,325	-	36,226
1971	26,234	14,607	12,995	53,836
1972	24,729	18,598	-	43,327
1973	24,955	25,068	-	50,023
1974	25,244	15,284	4,327	44,855
1975	31,578	18,799	-	50,377
1976	16,524	6,996	-	23,520
1977	33,802	26,687	-	60,489
1978	40,742	23,519	-	64,261
1979	40,425	28,087	-	68,512
1980	39,017	27,419	-	66,436
1981	45,992	26,291	16,640	88,923
1982	50,938	27,463	-	78,401
1983	42,321	36,853	-	79,174
1984	59,190	30,709	7,390	97,289
1985	63,924	36,639	7,370	107,933
1986	65,354	38,397	19,016	122,767
1987	55,489	40,349	10,021	105,859
1988	89,999	58,354	5,137	153,490
1989	85,163	64,802	7,486	157,451
1990	20,535	26,548	-	47,083
1991	70,977	70,663	9,364	151,004
1992	87,058	67,762	-	154,820
1993	70,050	80,277	18,940	169,267
1994	67,070	81,474	-	148,544
1995	10,925	13,607	-	24,532
1996	44,768	62,281	-	107,049
1997	52,941	53,490	53,726	160,157
1998	40,145	62,469	-	102,614
1999	47,153	62,477	-	109,630
2000	40,283	80,470	-	120,753
<b>Totals</b>	<b>1,455,036</b>	<b>1,246,314</b>	<b>190,003</b>	<b>2,891,353</b>

# 2000 Spring Training Results

Date	Opponent	Site	Result	Attend.	Record
March 3	Atlanta	Disney	3-7	5,569	0-1
March 4	Philadelphia	Baseball City	3-9	2,738	0-2
March 5	Detroit	Lakeland	5-9	3,898	0-3
March 6	Florida	Baseball City	4-6	1,315	0-4
March 7	Toronto	Dunedin	2-3	1,529	0-5
March 8	Cleveland	Winter Haven	12-1	4,388	1-5
March 9	Tampa Bay	Baseball City	14-2	1,371	2-5
March 9	Los Angeles	Vero Beach	5-2	2,402	3-5
March 10	Detroit	Lakeland	9-12	2,745	3-6
March 11	Houston	Baseball City	4-5	1,800	3-7
March 12	Detroit	Lakeland	2-5	2,842	3-8
March 13	Philadelphia	Clearwater	4-9	3,317	3-9
March 14	Tampa Bay	Baseball City	4-7	2,088	3-10
March 14	N.Y. Yankees	Tampa	11-5	10,209	4-10
March 15	Atlanta	Baseball City	7-2	4,652	5-10
March 16	Cleveland	Winter Haven	10-11	4,885	5-11
March 17	Houston	Baseball City	1-0	2,564	6-11
March 18	N.Y. Yankees	Baseball City	11-3	4,585	7-11
March 18	Florida	Viera	4-6	3,981	7-12
March 19	Cleveland	Winter Haven	10-9	6,050	8-12
March 20	Detroit	Baseball City	9-4	3,260	9-12
March 21	Atlanta	Baseball City	4-3	2,445	10-12
March 21	Houston	Kissimmee	5-2	2,525	11-12
March 23	Detroit	Baseball City	10-4	2,814	12-12
March 24	Tampa Bay	St. Petersburg	3-7	3,533	12-13
March 25	Atlanta	Disney	11-4	9,828	13-13
March 26	Toronto	Baseball City	7-3	2,765	14-13
March 26	Houston	Kissimmee	10-11	2,519	14-14
March 27	Detroit	Baseball City	7-15	2,304	14-15
March 28	Houston	Kissimmee	18-9	1,861	15-15
March 29	Tampa Bay	St. Petersburg	5-3	2,353	16-15
March 30	Cleveland	Baseball City	5-3	3,443	17-15
March 31	Florida	Viera	3-7	5,036	17-16
April 1	Minnesota	Baseball City	7-2	2,139	18-16

## All-Time Spring Training Results

Year	Home	Road	Other Sites	Total	Pct.	Vs. A.L.	Vs. N.L.
1969	6-6	4-7	0-2	10-15	.400	7-4	3-11
1970	4-7	3-9	—	7-16	.304	4-5	3-11
1971	4-7	4-9	2-0	10-16	.385	5-6	5-10
1972	5-5	3-6	—	8-11	.421	5-5	3-6
1973	7-4	5-9	—	12-13	.480	6-6	6-7
1974	10-0	3-8	0-1	13-9	.591	10-5	3-4
1975	9-3	4-8	—	13-11	.522	11-5	2-6
1976	6-2	2-3	—	8-5	.615	6-4	2-1
1977	7-6	10-3	—	17-9	.654	11-7	6-2
1978	9-4	3-8	—	12-12	.500	6-9	6-3
1979	7-5	4-8	—	11-13	.458	8-10	3-3
1980	6-6	8-2	—	14-8	.636	7-6	7-2
1981	7-5	4-6	2-0	13-11	.542	10-5	3-6
1982	8-4	2-7-2	—	10-11-2	.476	5-6-1	5-5-1
1983	5-6	5-9	—	10-15	.400	2-10	8-5
1984	7-5-1	6-5-1	1-0	14-10-2	.583	5-6	9-4-2
1985	4-10	8-5	—	12-15	.444	4-9	8-6
1986	6-6-1	5-6	0-2	11-14-1	.440	9-7-1	2-7
1987	6-7	6-5	0-1	12-13	.480	8-6	4-7
1988	10-6	7-7	—	17-13	.567	11-5	6-8
1989	8-6	8-5-2	—	16-11-2	.593	10-4-1	6-7-1
1990	3-3	4-3-1	—	7-6-1	.536	6-5-1	1-1
1991	8-5-1	6-8	—	14-13-1	.518	6-6	8-7-1
1992	6-11	6-7-1	—	12-18-1	.400	6-8	6-10-1
1993	6-8	4-10	2-0	12-18	.400	5-6	7-12
1994	11-3-1	5-11	—	16-14-1	.533	4-6	12-8-1
1995	2-3-1	4-2	—	6-5-1	.545	1-3	5-2-1
1996	6-9	9-5	1-0-1	16-14-1	.532	8-5	8-9-1
1997	7-10	6-7-1	1-1	14-18-1	.439	6-8-1	8-10
1998	8-7-1	6-8	—	14-15-1	.483	5-9-1	9-6
1999	13-4	9-5	—	22-9	.710	10-4	12-5
2000	10-5	8-11	—	18-16	.529	11-8	7-8
<b>Totals</b>	<b>221-178-6</b>	<b>171-212-8</b>	<b>9-7-1</b>	<b>401-397-15</b>	<b>.501</b>	<b>218-198-6</b>	<b>183-199-9</b>

# 2001 Spring Training Schedule

Date	Opponent	Site	Time (EST)	ROYALS	OPP.
March 2	Philadelphia*	Clearwater	1:05 p.m.	_____	_____
March 3	N.Y. Yankees*	Tampa	1:15 p.m.	_____	_____
March 4	Houston	Baseball City	1:05 p.m.	_____	_____
March 5	Houston	Kissimmee	1:05 p.m.	_____	_____
March 6	Detroit	Lakeland	1:05 p.m.	_____	_____
March 7	Atlanta (ss)	Baseball City	1:05 p.m.	_____	_____
	Florida (ss)	Viera	1:05 p.m.	_____	_____
March 8	Minnesota	Ft. Myers	1:05 p.m.	_____	_____
March 9	Detroit*	Baseball City	1:05 p.m.	_____	_____
March 10	Cincinnati (ss)*	Baseball City	1:05 p.m.	_____	_____
	Los Angeles	Vero Beach	1:05 p.m.	_____	_____
March 11	Philadelphia*	Baseball City	1:05 p.m.	_____	_____
March 12	Detroit	Lakeland	1:05 p.m.	_____	_____
March 13	N.Y. Yankees*	Baseball City	1:05 p.m.	_____	_____
March 14	Cincinnati	Sarasota	7:05 p.m.	_____	_____
March 15	Houston	Baseball City	1:05 p.m.	_____	_____
March 16	St. Louis*	Jupiter	1:05 p.m.	_____	_____
March 17	Detroit*	Baseball City	1:05 p.m.	_____	_____
March 18	Cleveland*	Winter Haven	1:05 p.m.	_____	_____
March 19	Atlanta	Disney	1:05 p.m.	_____	_____
March 20	Toronto	Baseball City	1:05 p.m.	_____	_____
March 21	Off Day			_____	_____
March 22	Los Angeles	Baseball City	1:05 p.m.	_____	_____
March 23	Cleveland*	Baseball City	7:05 p.m.	_____	_____
March 24	Atlanta*	Baseball City	1:05 p.m.	_____	_____
March 25	Houston*	Kissimmee	1:05 p.m.	_____	_____
March 26	Cincinnati	Baseball City	1:05 p.m.	_____	_____
March 27	Tampa Bay	St. Petersburg	1:05 p.m.	_____	_____
March 28	Cleveland*	Baseball City	1:05 p.m.	_____	_____
March 29	Cleveland	Winter Haven	1:05 p.m.	_____	_____
March 30	Florida*	Baseball City	1:05 p.m.	_____	_____
March 31	Florida*	Viera	1:05 p.m.	_____	_____
April 1	Wilmington	Wilmington	1:05 p.m.	_____	_____

\*Royals Radio Network

## Spring Training Quick Facts

### Team Hotel:

Hampton Inn • 5530 U.S. Hwy. 27 North • Davenport, FL 33837  
941-420-9898 • 941-420-9797 - FAX

### Royals Offices:

Baseball City Stadium • 300 Stadium Way • Davenport, FL 33837  
941-424-7211 • 941-424-5611 - FAX  
941-424-2500 - Ticket Office • 941-839-3900 - TicketMaster

### Baseball City Stadium:

Leftfield: 330 feet  
Centerfield: 410 feet  
Rightfield: 330 feet  
Fence: 8 feet high  
Turf: Grass



# Royals

## 2001 KANSAS CITY SCHEDULE

SUN	MON	TUE	WED	THU	FRI	SAT
1	2 NY 12:05	3 OFF DAY	4 NY 8:05	5 NY 12:05	6 NY 1:05	7 MIN 1:05
8 MIN 1:05	9 NY 7:05	10 NY 7:05	11 NY 1:05	12 TOR 6:05	13 TOR 3:05	14 TOR 12:05
15 TOR 12:05	16 MIN 7:05	17 MIN 7:05	18 MIN 12:05	19 OFF DAY	20 TOR 7:05	21 TOR 7:05
22 TOR 1:05	23 OFF DAY	24 TB 6:15	25 TB 6:15	26 TB 11:15	27 TB 6:05	28 BOS 12:05
29 BOS 12:05	30 OFF DAY	<b>APRIL</b>				

SUN	MON	TUE	WED	THU	FRI	SAT
<b>JUNE</b>						
3 ANA 3:05	4 ANA 7:05	5 CHI 7:05	6 CHI 7:05	7 CHI 1:05	8 ARI 7:05	9 ARI 7:05
10 ARI 7:05	11 OFF DAY	12 STL 7:05	13 STL 7:05	14 * STL 7:05	15 MIL 7:05	16 MIL 6:05
17 MIL 1:05	18 CHI 7:05	19 CHI 7:05	20 CHI 1:05	21 OFF DAY	22 CLE 7:05	23 CLE 7:05
24 CLE 1:05	25 OFF DAY	26 DET 7:05	27 DET 7:05	28 * DET 1:05	29 CLE 6:05	30 CLE 6:05

SUN	MON	TUE	WED	THU	FRI	SAT
<b>AUGUST</b>						
5 MIN 1:05	6 * BAL 7:05	7 BAL 7:05	8 BAL 7:05	9 BAL 7:05	10 DET 7:05	11 DET 7:05
12 DET 1:05	13 OFF DAY	14 BAL 6:05	15 BAL 6:05	16 BAL 11:35	17 DET 6:05	18 DET 4:05
19 DET 12:05	20 * CHI 7:05	21 CHI 7:05	22 CHI 7:05	23 * CHI 7:05	24 MIN 7:05	25 MIN 7:05
26 MIN 1:05	27 OFF DAY	28 ANA 7:05	29 ANA 7:05	30 * ANA 7:05	31 ANA 7:05	

SUN	MON	TUE	WED	THU	FRI	SAT
<b>MAY</b>						
6 MIN 1:05	7 OFF DAY	8 CLE 6:05	9 CLE 6:05	10 CLE 6:05	11 MIN 7:05	12 MIN 6:05
13 MIN 1:05	14 MIN 7:05	15 TB 7:05	16 TB 7:05	17 * TB 7:05	18 BOS 7:05	19 BOS 7:05
20 BOS 1:05	21 OFF DAY	22 OAK 7:05	23 OAK 7:05	24 OFF DAY	25 SEA 7:05	26 SEA 7:05
27 SEA 1:05	28 * SEA 1:05	29 TEX 7:35	30 TEX 7:35	31 TEX 2:05		

SUN	MON	TUE	WED	THU	FRI	SAT
1 CLE 12:05	2 CLE 6:05	3 DET 6:05	4 DET 12:05	5 DET 6:05	6 HOU 7:05	7 HOU 7:05
8 HOU 1:05	9 ALL	10 ALL STAR GAME	11 BREAK	12 PIT 6:05	13 PIT 6:05	14 PIT 12:35
15 CHI 1:20 NL	16 CHI 7:05 NL	17 CHI 1:20 NL	18 SEA 7:05	19 SEA 7:05	20 OAK 7:05	21 OAK 7:05
22 OAK 7:05	23 OAK 7:05	24 SEA 9:05	25 SEA 9:05	26 SEA 9:05	27 OAK 9:05	28 OAK 3:05
29 OAK 3:05	30 OFF DAY	31 CHI 7:05	<b>JULY</b>			

SUN	MON	TUE	WED	THU	FRI	SAT
<b>SEPTEMBER</b>						
2 TEX 1:05	3 OFF DAY	4 ANA 9:05	5 ANA 9:05	6 ANA 9:05	7 ANA 9:05	8 TEX 7:05
9 TEX 2:05	10 OFF DAY	11 CLE 7:05	12 CLE 7:05	13 * CLE 1:05	14 DET 6:05	15 DET 4:05
16 DET 12:05	17 OFF DAY	18 CLE 6:05	19 CLE 6:05	20 CLE 6:05	21 CHI 7:05	22 CHI 6:05
23 CHI 9:30 UST	24 * DET 7:05	25 DET 7:05	26 DET 7:05	27 * DET 7:05	28 CHI 7:05	29 CHI 7:05

HOME GAMES - Stadium turnstiles open 1 1/2 hours prior to game time.  
 All dates and times are subject to change.  
 Price Games - All Monday & Thursday home games. \$11 View  
 Level Reserved Seats are reduced to only \$5.50.

KS - Broadcast on KMBZ (Kansas City) 9 and the Royals Television Network (check local TV listings).  
 KC - Broadcast on KVUE (Kansas City) 29 and the Royals Television Network (check local TV listings).  
 E - Broadcast on FOX SPORTS NET (regional cable coverage; check local TV listings).  
 All televised games subject to change.

# Royals Fans... THIS BUD'S FOR YOU.®

