

2004 MEDIA GUIDE

Tony Peña
2003 A.L. Manager of the Year

Angel Berroa
2003 A.L. Rookie of the Year



K A N S A S C I T Y

ROYALS



GRAB LIFE BY THE HORNS



DODGE

If you're wondering how the future is shaping up at Dodge,
see your local Dodge dealer.

800-4-A-DODGE



More publications available at:

www.retroseasons.com/library/

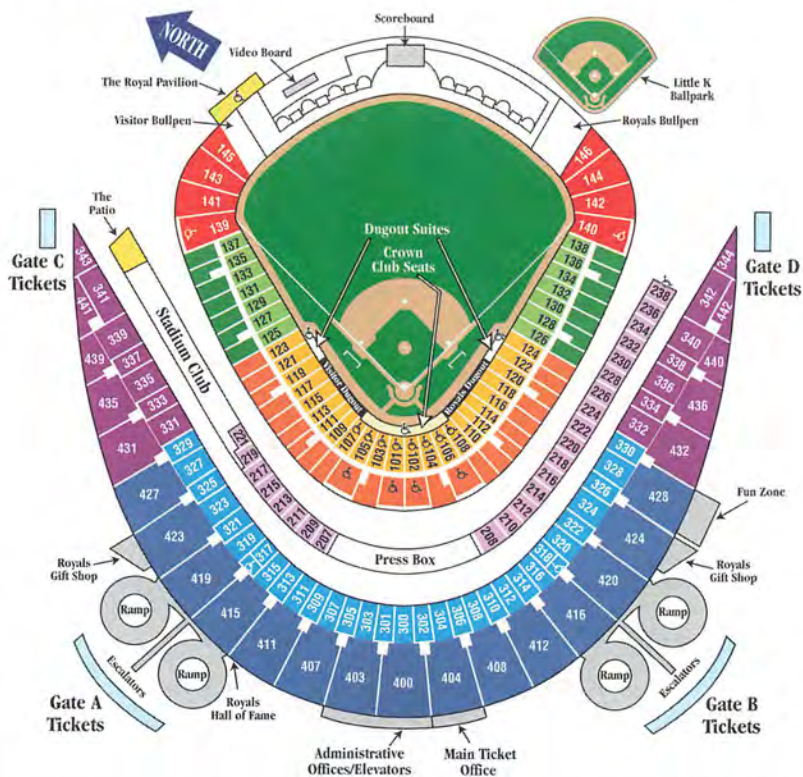


Table of Contents

300 Hitters	111	Media Relations Directory	449
20/20 Club	69, 353	Media Relations Staff	448
40-Man Roster, How it was Built	31	Minor League	
A.L. Club Stats, 2003	277	Affiliates	388-401
Addresses, Royals	460	Organizational Leaders, 2003	402
All-Star Break Records	296	Player Bios	404-446
All-Star Game, 1973	305	Schedules	383-384
Attendance Records	464-465	Staff	385-387
Award Winners	301-304	Month-By-Month Record	134
Baseball Operations Staff	20-24	Officers Bios	14-18
Baseball Writers, KC chapter	461	Opening Day Lineups	297
Batting		Opening Day Roster, 2003	278
Career Top 10	332-333	Opponents	360-376
Designated Hitting, 2003	276	Pitching	
Hitting for the Cycle	343	20-Game Winners	352
Pinch Hitting, 2003	276	Career Top 10	336-337
Rookie Records	353	No-Hitters	340-341
Royals Final, 2003	272	Position Players as Pitchers	352
Season Top 10	330-331	Rookie Records	353
Team, 1969-2003	312	Royals Final, 2003	273
Top Performances	343	Season Top 10	334-335
Yearly Leaders	314-315	Strikeouts, 10+ Games	342
Blown Leads, Biggest	354	Team, 1969-2003	313
Board of Directors	10-13	Top Performances	339
Broadcasters, Radio & Television	452-453	Yearly Leaders	316-317
Clinching Dates	308	Youngest Starters	352
Club Directory	4-6	Player Bios, Major League	44-262
Coaching Staff	36-43	Playoff History	306-310
Come From Behind Wins	354	Positional Chart, All-Time	356
Community Relations Efforts	7-9	Pre-game Schedule	461
Day-by-Day, 2003	264-266	Pronunciation Guide	29
Draft, 1968 Expansion	76	Radio Network Affiliates	451
Draft, First Round Picks	403	Radio Network	451
Draft, 2003	282	Rainouts	464
Events Lineup, 2004	3	Recap, Royals 2003	267-270
Extra Inning Record	351	Records, Royals All-Time	318-328
Fielding, Team 1969-2003	313	Retired Numbers	189
Fielding, 2003	275	Roster, 2004	28-29
Firsts, Kauffman Stadium	354	Roster, Royals All-Time	292-296
Firsts, Royals	354	Runs Scored, Most by Royals	354
Front Office	454-459	Runs Scored/Allowed, 2003	268
Grass/Turf Records	351	Schedule, 2004	IBC
Hall of Fame	284-291	Scouting/Player Development	378-382
Highs and Lows, 2003	278	Spring Training	
Hitting Streaks	343	Attendance All-Time	469
Home Runs		Information	469
3 Home Run Games	348	Results, 2003	470
Both Sides of the Plate	345	Results, All-Time	470
Grand Slams, All-Time	346-347	Schedule, 2003	472
Inside the Park	347-348	Statistics, 2003	471
Lead Off	350	Surprise, Ariz.	468
Pinch Hit	349	Standings, KC All-Time	312
Postseason	306	Standings, Major League 2003	271
Royals 1969-2003	344	Starts by Batting Order, 2003	269
vs. Opponents	344	Starts by Position, 2003	269
Walk Off	345	Statistics, Misc. 2003	274
Home/Road Records	351	Steals of Home	353
Hotels on Road	376	Stolen Base Records	353
Howser Award Winners	403	Streaks	329
Interleague Results, Records	357-358	Support Staff	25-27
Kauffman Award Winners	403	Television Network	450
Kauffman Stadium	463	Terminology/Rules	466-467
Last Time It Happened	355	Ticket Information	2
League Leaders, Royals All-Time	338	Trades, All-Time	298-300
Longest Games	351	Trades, Last With Other Clubs	300
Manager, Tony Peña	32-35	Transactions, 2003	279-281
Managerial Roster	35	Won/Lost Breakdown	213
Media Information	460-461	World Series History	309-310
Media Outlets	462		

ROYALS REVISION HISTORY RECORDS OPERATIONS MEDIA

Royals Ticket Information



Kauffman Stadium



Ticket Information:

One Royal Way • Kansas City, MO 64129

Call Center and Ticket Office hours:

	Gameday	Non-Gameday
Monday-Friday	9am–Game-time (or 6pm–whichever is later)	9am–6pm
Saturday	9am–Game-time	10am–1pm
Sunday	10am–Game-time	Closed

Local 816-504-4040 • Toll Free 1-800-6ROYALS

Location	Individual Price	Partial Season Price	Full Season Price
Crown Seats	NA	\$160	\$160
Club Box	\$ 25	22	21
Dugout Box	25	22	21
Field Box	22	19	18
Dugout Plaza	22	19	18
Field Plaza	19	17	16
View Box	13	12	11
Outfield Plaza	12	11	10
View Level Infield	12	11	10
Hy-Yee View Level	7	6	5

Stadium Entrances

Handicap Accessibility

Tickets available at kcroys.com. For ticket information call 816-504-4040.

ROYALS REVIEW HISTORY RECORDS OPPONENTS OPERATIONS MEDIA



2004 Events Lineup

- April 5 Opening Day Magnetic Schedule/AMC Theatres (First 40,000)
April 9 Dodge Buck Night, Fireworks Friday presented by Hy-Vee and Pepsi
April 10 Tony Pena 2004 TEAM THEME T-shirt/Dodge (First 20,000)
April 11 Angel Berroa Rookie of the Year Batting Helmet Easter Basket and Candy/Hy-Vee and Hershey's (Kids 14 & under), Kids Eat Free, Fun Run
April 23 Fireworks Friday presented by Hy-Vee and Pepsi
April 24 Dodge Buck Night, Royals Team Card Set/Kansas City Life (Kids 14 & under)
April 25 Royals Car Flag/SBC (First 20,000), Kids Eat Free, Autograph Afternoon (11:30 a.m. to noon), Fun Run
-
- May 14 Dodge Buck Night, Fireworks Friday presented by Hy-Vee and Pepsi
May 15 Royals "Trucker-Style" Cap/Dodge (First 20,000)
May 16 Tony Pena Life-Size Poster/Roberts Dairy (Kids 14 & under), Kids Eat Free, Fun Run
May 26 Dodge Buck Night
May 28 Backpack Cooler/Budweiser (First 20,000 21 & over), Fireworks Friday presented by Hy-Vee and Pepsi
May 30 Kids Eat Free, Fun Run
-
- June 4 Fireworks Friday presented by Hy-Vee and Pepsi, Royals Wives Food Drive
June 5 Royals Wives Food Drive
June 6 Kids Eat Free, Autograph Afternoon (11:30 a.m. to noon), Fun Run
June 9 Dodge Buck Night
June 11 Fireworks Friday presented by Hy-Vee and Pepsi, Midwest Airlines Trip Giveaway
June 12 Spider-Man 2 Day
June 13 Salute to the Negro Leagues- Monarchs Caps/Pepsi-Cola (First 20,000), Kids Eat Free, Fun Run
June 23 Royals Alumni Autograph Night (5:30 to 6:15 p.m. in the lower seating bowl)
June 25 Fireworks Friday presented by Hy-Vee and Pepsi
June 27 Kids Eat Free, Fun Run
-
- July 1 Fourth of July Fireworks Spectacular presented by Hy-Vee and Pepsi
July 16 Fireworks Friday presented by Hy-Vee and Pepsi, Campout at "The K"
July 17 Powder Blue T-shirt/Pepsi-Cola (First 20,000)
July 18 Kids Eat Free, Fun Run
July 30 Dodge Buck Night, Fireworks Friday presented by Hy-Vee and Pepsi
July 31 Frank White Night (Pre-game Statue Unveiling - Gate D), EXCLUSIVE Replica Frank White Statue (First 20,000)
-
- Aug. 1 Major League Baseball Kids Day, Kids Eat Free, Autograph Afternoon (11:30 a.m. to noon), Fun Run
Aug. 6 Fireworks Friday presented by Hy-Vee and Pepsi
Aug. 7 Denny Matthews Hall of Fame Induction (Pre-Game), Denny Matthews Talking Bobblehead (First 20,000)
Aug. 8 Kids Eat Free, Fun Run
Aug. 20 Fireworks Friday presented by Hy-Vee and Pepsi
Aug. 21 Dodge Buck Night
Aug. 22 Kids Eat Free, Autograph Afternoon (11:30 a.m. to noon), Fun Run
-
- Sept. 10 Dodge Buck Night, Fireworks Friday presented by Hy-Vee and Pepsi
Sept. 12 Kids Eat Free, Autograph Afternoon (11:30 a.m. to noon), Fun Run
-
- Oct. 1 Fireworks Friday presented by Hy-Vee and Pepsi
Oct. 2 Fan Appreciation Night
Oct. 3 Kids Eat Free, Fun Run

All dates and events subject to change.

Royals Club Directory

BOARD OF DIRECTORS

Chairman/Owner	David Glass
President	Dan Glass
	Ruth Glass, Don Glass, Dayna Martz, Julia Irene Kauffman, Herk Robinson

OFFICERS

CEO	David Glass
President	Dan Glass
Executive Vice President & Chief Operating Officer	Herk Robinson
Senior Vice President & General Manager-Baseball Operations	Allard Baird
Senior Vice President-Business Operations	Mark Gorris
Vice President & Assistant General Manager-Baseball Operations	Muzzy Jackson
Vice President-Baseball Operations	George Brett
Vice President-Finance & Administration	Dale Rohr
Vice President-Sales & Marketing	Charlie Seraphin
Vice President-Broadcasting & Public Relations	David Witty
Vice President-Ballpark Operations & Development	Bob Rice
General Counsel	Dick Nixon
Executive Administrative Assistant (Executive Staff)	Ginger Salem

BASEBALL OPERATIONS

Senior Vice President & General Manager	Allard Baird
Vice President & Assistant General Manager - Baseball Operations	Muzzy Jackson
Senior Advisor to the General Manager	Art Stewart
Assistant to the General Manager	Brian Murphy
Special Assistant to the General Manager	Pat Jones
Special Assistant to the General Manager	Louie Medina
Special Assistant to Baseball Operations	Joe Jones
Director-Baseball Operations	Jin Wong
Manager-Major League Operations	Karol Kyte
Video Coordinator	Mark Topping

Procurement

Senior Director-Scouting	Deric Ladnier
Manager-Scouting Administration	Linda Smith

Player Development

Director-Player Development	Shaun McGinn
Manager-Minor League Operations	Amy Buckler

Team Travel

Director-Team Travel	Jeff Davenport
----------------------------	----------------

Kansas City Royals Media Guide

The 2004 Royals Media Guide is a copyrighted publication. Information herein is prepared for use by accredited members of the news media. Those desiring to use this information for commercial purposes should contact the Royals Media Relations Department. The media guide was written, edited and designed by Vice President - Broadcast & Public Relations David Witty, Director - Media Relations Aaron Babcock, Manager - Media Relations Lora Grosshans and Manager - Broadcast & Media Services Chris Stathos. Photos courtesy of Chris Vleisides.

ON THE COVER: Manager Tony Pena won American League Manager of the Year honors in his 1st full season as the Royals manager, while Angel Berroa was named the American League Rookie of the Year. Pena landed manager of the year honors after leading the Royals to one of the best turnarounds in Major League history. Berroa won his award after becoming just the 7th Major League rookie since 1900 to hit at least .280, hit 17 home runs and steal 21 bases. The cover was designed by Vic Royal.

2004 MEDIA GUIDE © The Kansas City Royals



Royals Club Directory

Major League Support Staff

Team Physician	Steven Joyce, MD
Associate Physicians	Tim Badwey, MD, Mark Bernhardt, MD, Dan Gurba, MD, Thomas Phillips, MD, Charles Rhoades, MD
Athletic Trainer	Nick Swartz
Assistant Athletic Trainer	Frank Kyte
Strength & Conditioning Coordinator	Chris Mihlfeld
Assistant Strength & Conditioning Coordinator	Jason Estep
Equipment Manager	Mike Burkhalter
Assistant Equipment Manager	Patrick Gorman
Visiting Clubhouse Manager	Chuck Hawke

BUSINESS OPERATIONS

Senior Vice President-Business Operations	Mark Gorris
Executive Administrative Assistant	Cindy Hamilton

Ballpark Operations & Development

Vice President-Ballpark Operations & Development	Bob Rice
--	----------

Event Operations

Director-Event Operations & Guest Relations	Chris Richardson
Administrative Assistant	Renee VanLaningham
Kauffman Stadium Tour Coordinator	Morrie Carlson

Groundskeeping & Landscaping

Director-Groundskeeping & Landscaping	Trevor Vance
Landscape Assistant	Anthony Bruce

Stadium Operations

Director-Stadium Operations	Rodney Lewallen
Stadium Operations Coordinator	Robin Taylor
Telephone Services Coordinator	Kathy Butler
Mail Services Coordinator	Larry Garrett
Manager-Stadium Services	Johnny Williams
Manager-Stadium Engineering	Chris Frank
Supervisor-Stadium Operations Technicians	Marty Roe
Stadium Operations Technician	Byron Clark
Stadium Operations Technician	Dan Garrison
Stadium Operations Technician	Louis Noble
Stadium Operations Technician	Ken Pepin
Stadium Operations Technician	Mike Rader

Ticket Office

Senior Director-Ticket Operations	Lance Buckley
Director-Ticket Services	Chris Darr
Director-Season Ticket Services	Joe Grigolo
Season Tickets Coordinator	Mary Lee Martino
Call Center Manager	John Fields
Ticket Office Coordinator	Betty Box
Ticket Office Coordinator	Jacque Tschirhart
Ticket Office Cashier	Andrew Coughlin

Broadcasting & Public Relations

Vice President-Broadcasting & Public Relations	David Witty
Director-Broadcast Services & Royals Alumni	Fred White
Director-Media Relations	Aaron Babcock
Manager-Broadcast & Media Services	Chris Stathos
Manager-Media Relations	Lora Grosshans
On-Air Announcer	Denny Matthews
On-Air Announcer	Ryan Lefebvre
Manager-Radio Network Operations	Don Free



Royals Club Directory

Finance & Administration

Vice President-Finance & Administration	Dale Rohr
Senior Administrative Assistant	Janet Milone

Accounting

Senior Director/Controller	John Luther
Manager-Accounting	Sean Ritchie
Manager-Ticket Operations/Concession Accounting	Lisa Kresha
Accounts Payable Coordinator	Sarah Kosfeld
Accounting Coordinator	Shelley Wilson

Human Resources & Payroll

Senior Director-Payroll, Benefits & Human Resources	Tom Pfannenstiel
Manager-Human Resources	Lynne Elder
Payroll Administrator	Margaret Willits
Human Resources Administrative Assistant	Megan Barnes

Information Systems

Senior Director-Information Systems	Jim Edwards
Manager-Programming & System Analyst	Becky Randall
Manager-Client Services Specialist	Scott Novak
Programmer/Analyst AS/400	Bonnie Stalker

Sales & Marketing

Vice President-Sales & Marketing	Charlie Seraphin
Senior Administrative Assistant	Emily Rand
Graphic Designer	Vic Royal

Advertising & Promotions

Director-Advertising & Promotions	Kim Hillix
Manager-Advertising & Promotions	Curt Nelson

Community Relations

Director-Community Relations	Shani Tate
Community Relations Coordinator	Ben Aken
Administrative Assistant	Precious Washington

Corporate Sales

Senior Director-Corporate Sales	Mike Phillips
Director-Corporate Sponsorships	Michele Kammerer
Senior Account Executive-Corporate Sales	Joy Gibson

Game Production

Director-Scoreboard Operations	David Szucs
Manager-Video Operations	Chris DeRuyscher
Mascot Coordinator	Byron Shores

Season & Group Ticket Sales

Director-Season & Group Ticket Sales	Rick Amos
Manager-Group Sales	Scott Wadsworth
Account Executive	Carl Keenan
Account Executive	Jeff Miller
Account Executive	Rachelle Smith



Royals in the Community

The Kansas City Royals strive to be a winning organization, both on and off the field. Committed to making a difference, the Royals dedicate countless hours to civic and charitable endeavors to enhance the quality of life for area citizens. By supporting impactful programs that invest in youth, education, and neighborhoods, the Royals collaborate with our community partners to shape the future of Kansas City.

Through Royals' community efforts and Royals Charities, the charitable arm of the ballclub, organizations receive financial donations, as well as in-kind support including memorabilia, tickets and publicity. Under the leadership of the Glass Family, Royals Charities has donated more than \$1 million to the community since 2001.

Royals players, coaches, front office personnel, alumni and Sluggerrr make hundred of public appearances each year. By hosting and participating in youth baseball clinics, school assemblies, hospital visits, autograph sessions, speaking engagements and numerous charity fund-raisers, players and staff positively affect the lives of many fans.

Royals community outreach events and Royals Charities activities focus on three specific areas: youth, education and neighborhoods. A few signature events and partnerships are outlined on the following pages.

For more information on Royals Charities or community programs, call (816) 921-8000 or send an email to communityrelations@kcroyals.com.



Kansas City Royals Board of Directors

- ▶ David Glass
- ▶ Dayna Martz
- ▶ Ruth Glass
- ▶ Julia Irene Kauffman
- ▶ Dan Glass
- ▶ Herk Robinson
- ▶ Don Glass

Community Relations Staff

- ▶ Shani Tate, Director
- ▶ Ben Aken, Coordinator
- ▶ Precious Washington, Assistant

Community Calendar

Greater Kansas City Day

When: All Day, April 5
Where: Throughout Kansas City

Welcome Home Luncheon

When: Noon, April 6
Where: Hyatt Regency Crown Center

Dream Factory Child

When: Every Friday home game
Where: Kauffman Stadium

Operation Blessing

When: May 15
Where: JFC Community Center

Wives Food Drive

When: June 4-5
Where: Kauffman Stadium

Blues & Baseball Gala

When: June 10
Where: Pavilion at Arrowhead

Campout at "The K"

When: July 16
Where: On the Field

Royals in the Community

Greater KC Day:

Opening Day 2004 marks the 17th annual Greater KC Day, a city-wide effort spearheaded by the Royals, The Kansas City Star and area Rotary Clubs to make a difference for Kansas City's youth. Hall of Famer George Brett, and Chiefs CEO/President Carl Peterson are co-chairmen of the event and will lead more than 1,500 volunteers, celebrities and community leaders in selling special editions of the Kansas City Star on street corners and main thoroughfares throughout the metropolitan area.

Proceeds from the sales of the papers will benefit Rotary Youth Camp and approximately a dozen children's charities in Kansas City.



Reviving Baseball in the Inner City (RBI):

In cooperation with the Boys and Girls Clubs of Greater Kansas City, the Royals provide a positive baseball environment during the summer months for more than 800 youth in the RBI Program. RBI provides boys and girls ages 5-18 the opportunity to play organized baseball and softball, while placing emphasis on life skills including teamwork and leadership.

Operation Blessing, Feeding Families:

On May 15, the Royals will team up with the Kansas City Chiefs for Operation Blessing, a grassroots food distribution in downtown Kansas City, Kansas.

Thousands of children and adults will come to the JFK Community Center for free groceries and to meet their favorite professional athletes.

Royals Wives Fight Childhood Hunger:

In honor of National Hunger Awareness Day, the Royals Wives will continue their work to alleviate childhood hunger by hosting the 22nd annual Royals Wives Food Drive on June 4-5.

A benefit for Harvesters-The Community Food Network, the Royals Wives Food Drive has provided more than 500,000 meals for area citizens.





Royals in the Community



Granting Wishes of Friday's Dream Factory Child:

Youth with life-threatening illnesses are granted their wish of the ultimate Royals experience. They meet Royals players and coaches, witness batting practice from the dugout, and enjoy the game with refreshments from the best seats in the house. Each Royals experience appears on the KMBC-TV 10 p.m. newscast during the "Friday's child" segment.

Welcome Home Luncheon:

Spring is officially launched at the 2004 Welcome Home Luncheon presented by the Kansas City Zone Dodge Dealers and co-sponsored by Teva Neuroscience. The event is scheduled for noon on Tuesday, April 6, at the Hyatt Regency Crown Center.

The Welcome Home Luncheon provides Royals fans the opportunity to get up close and personal with their favorite players, meet the newest members of the team, and get a 2004 preview from American League Manager of the Year, Tony Pena.



Blues and Baseball Gala:

Royals President Dan Glass and his wife, Penny, along with Royals reliever Jason Grimsley and his wife, Dana, are co-chairs of the Blues and Baseball Gala, presented by the Kansas City Zone Dodge Dealers. The entire Royals team attends the fun-filled philanthropic event scheduled for June 10 at the Pavilion at Arrowhead following the Royals afternoon game versus the Montreal Expos.

Guests enjoy live entertainment, a fabulous dinner and auctions featuring unique sports, entertainment, and luxury items.

Campout at The K:

Rain or shine, Royals fans can bring their own sleeping bags and snooze under the stars on the outfield grass of Kauffman Stadium at the Campout at The K on Friday, July 16 during the Minnesota Twins series.

Fans of all ages enjoy tickets for both Friday and Saturday games, preferred overnight parking, snacks, a meet and greet with Royals players and coaches, a late night movie on the Jumbotron, and a Saturday morning continental breakfast.





DAVID GLASS

OWNER/CHIEF EXECUTIVE OFFICER



David D. Glass became Owner and Chief Executive Officer of the Kansas City Royals on April 18, 2000 after serving as Chairman of the Board of Directors of the Royals since Sept. 23, 1993.

The former President and Chief Executive Officer of Wal-Mart Stores, Inc., Glass joined the company in 1976. Before assuming his position at Wal-Mart, he was general manager of Consumer Markets, a grocery chain in Springfield, Mo.

In his position as Executive Vice President of Finance for Wal-Mart Stores, he administered the overall financial and accounting responsibilities of the company prior to his appointment as Vice Chairman and Chief Financial Officer. He served in that role until 1984 when he was named President and Wal-Mart's Chief Operating Officer. In 1988 he was named Wal-Mart's Chief Executive Officer. He stepped down from the position in January of 2000.

Glass was active in the company's growth from 125 stores in 1976 to its present operation, which includes more than 4,000 Wal-Mart stores, supercenters, and Sam's Clubs throughout the United States and internationally.

Glass was named Retailer of the Year by members of the retail industry in 1986 and 1991 and was inducted into the Retail Hall of Fame in August, 2000. Mr. Glass has been named Most Admired CEO by *Fortune Magazine* and was tabbed as the 1995 Chief Executive Officer of the Year by *Chief Executive Magazine*.

He is a member of the Board of Wal-Mart Stores, Inc., and the Baseball Hall of Fame.

A native of Mountain View, Mo., Glass graduated from Southwest Missouri State University in Springfield and serves as a member of their alumni association. In 1988, the SMSU College of Business was named David D. Glass Hall in honor of his support and dedication to higher education.

Glass and his wife, Ruth, are the parents of three children, Dan, Don and Dayna.



DAN GLASS

PRESIDENT



Dan Glass enters his fourth season as President of the Kansas City Royals and oversees all aspects of the Royals organization. Glass has been instrumental in the formation of the Royals Television Network, L.L.C. and serves as Chief Executive Officer of the company. He also serves on the Royals Charities Board of Directors.

Glass previously worked in the Royals Baseball Operations Department from 1993-98. He joined the club as the Baseball Operations Assistant before being named Assistant Director of Player Personnel in 1996, where he assisted with the day-to-day operations of the Major League club and the Player Development and Scouting Departments.

In addition, he was responsible for the coordination and development of the Royals Latin America program. Under Glass's guidance a comprehensive program to enhance the Latin America program was implemented, specifically including lengthening the playing season in the Dominican Republic from four months to 10, adding scouts and instructors in the Dominican Republic and Venezuela and upgrading the facilities in the Dominican Republic. He also initiated classes for Spanish speaking players, teaching them English and how to adapt to American culture.

Prior to joining the Royals, he spent six years as an owner in the jewelry retail business and worked in Glass Enterprises focusing on real estate development projects.

He attended Southwest Missouri State University and graduated from Drury College with a Bachelor's Degree in Business Administration. Before entering college, Dan worked in management for five years with Wal-Mart in Fayetteville, Ark., and as an Assistant Manager in Tahlequah, Okla., Tulsa, Okla., and Carbondale, Ill.

Dan resides in Olathe, Kan., with his wife, Penny. He has a son, Dayne, and daughter, Danielle.



SPENCER T. "HERK" ROBINSON

EXECUTIVE VP & CHIEF OPERATING OFFICER

Herk Robinson begins his 34th year with the Kansas City Royals and his fourth as the Executive Vice President and Chief Operating Officer. In addition, Robinson serves on the Royals Charities Board of Directors.

He served as the Royals General Manager for 10 seasons prior to being named to his current position. During his stint as General Manager, which began on Oct. 10, 1990, Robinson pushed for the Royals Minor League pipeline to pump quality talent to the Major League level, as it did in the 1970's through mid-1980's.

During his tenure as General Manager, Robinson and his staff reshaped the organization's Major and Minor League operations. In 1994, the Royals were named Organization of the Year by Topps, *Baseball America* and *USA Today*. In 1995, Topps tabbed the Royals and New York Mets as co-winners of baseball's Organization of the Year award and the Royals finished second to the Oakland Athletics for the top spot in 1998.

Robinson's tenure with the Royals extends far beyond his current title. He and the late Joe Burke are the only Royals executives to have worked in virtually every aspect of the club's baseball and administrative operations. Robinson joined the club just after its inaugural season in December of 1969 as Assistant Scouting Director. He was steadily promoted up the Royals ladder as Director of Operations in 1973, Vice President in 1975 and Executive Vice President for Administration in 1981. This well-rounded background makes him a solid leader for the Royals.

Before joining the organization, Robinson worked for the Cincinnati Reds as the Assistant Scouting Director from 1962-67 and the Baltimore Orioles as a Territorial Scout in Illinois, Iowa, Kansas and Nebraska in 1968.

Herk was honored at the 2001 Kansas City Baseball Awards Dinner with the "Mister Baseball" Award, which is presented to a person who has contributed greatly to further the cause of professional baseball in Kansas City.

Born June 25, 1940, Robinson attended the University of Miami (Fla.) and Washington University in St. Louis. He and his wife, Kathy, reside in suburban Kansas City.



Board of Directors



Ruth Glass

Ruth Glass, the wife of David Glass, and mother of three children, Dan, Don and Dayna, is a member of the Royals Board of Directors. A native of New Mexico, Ruth makes numerous appearances as an inspirational speaker at Christian women's groups, churches and businesses. She is also a member of the Arkansas Athletic Outreach Board of Directors. She currently resides with David in Bentonville, Ark.



Don Glass

Don Glass brings a multi-talented background to the Kansas City Royals. He is the owner of SCC Wholesale, a real estate appraiser, part-owner in Glass Enterprises L.L.C., and a board member of the Glass Family Foundation. He also has a vast educational background, earning Bachelor's Degrees in Geology and Secondary Education from the University of Arkansas, as well as a B.S. in Management Information Systems from the University of Tulsa.

Glass resides in Bentonville, Ark., with his son, Darian.



Dayna Martz

An avid baseball fan her entire life, Dayna brings love and passion for the game as a member of the Royals Board of Directors. She has worked in the business community in finance, merchandising and retail sales. She is also the Chairman of PMD Enterprises, Secretary/Treasurer of the Glass Family Foundation and active partner in the Leyna Group.

Martz graduated from the University of Arkansas with a Bachelor's Degree in Retail Marketing. She currently resides in Bentonville with her husband, Phil, and their three children, Kyle, Cameron and Kenzie.



Julia Irene Kauffman

Julia Irene Kauffman is Chairman and Chief Executive Officer of the Muriel McBrien Kauffman Foundation, which focuses its philanthropic activities in the performing and visual arts in the Greater Kansas City community.

Prior to assuming the office of Chairman with the Foundation, Ms. Kauffman worked for the Kansas City Royals Baseball Club as Director of Civic and Community Relations. She has been a member of the Royal Lancers organization since 1977, was elected to the Lancer Board of Directors in May 1998, and was Lancer President in 1999.

Julia currently serves on the Board of Directors of the Kansas City Symphony Foundation and is Chairman of the Kansas City Ballet. She was appointed to the University of Missouri-Kansas City Board of Trustees and to the Metropolitan Performing Arts Fund Board of Directors in 2002.

Julia resides in Mission Hills, Kan. She has three daughters, one granddaughter and one grandson.



ALLARD BAIRD

SENIOR VP & GENERAL MANAGER-BASEBALL OPERATIONS



Royals General Managers

- ▶ Cedric Tallis
(1969-June, 1974)
- ▶ Joe Burke
(1974-Oct., 1981)
- ▶ John Schuerholz
(1981-Oct., 1990)
- ▶ Herk Robinson
(1990-June, 2000)
- ▶ Allard Baird
(2000-Present)

Allard Baird is entering his fourth full season as General Manager of the Royals after serving as the Vice President and Assistant General Manager-Baseball Operations since September, 1998. He was named the fifth general manager in franchise history on June 17, 2000. He signed a two-year contract extension following the 2003 season, signing him through 2006.

Since taking over as General Manager, Baird has implemented a long-term strategy to develop talent at the minor league level, as well as an attitude to win throughout the organization.

Baird has constructed a top-notch baseball operations staff, revamped his team of minor league personnel and overseen the expansion of the Royals professional scouting and international scouting efforts. The Royals latest scouting efforts have included South America, South Africa and Asia. These endeavors have led to the signing of four minor leaguers from South Africa and several free agents from Japan over the past three seasons.

Baird's top addition during his tenure has been the hiring of manager Tony Pena. Baird gave Pena his first Major League managerial position in 2002. Pena helped the Royals recover from a disappointing 2002 season by leading Kansas City to an incredible turnaround that was rewarded with A.L. Manager-of-the-Year honors.

Baird and his staff played a major role in the Royals impressive 2003 season, as injuries forced Pena to use 15 different starting pitchers. Baird was able to acquire several key players to help the Royals remain in contention for the division title, including the addition of Brian Anderson, Kevin Appier, Jose Lima, Al Levine, Curtis Leskanic and Rondell White. Following the season, Baird re-signed Anderson and Leskanic, while adding all-stars Benito Santiago and Juan Gonzalez. Baird's accomplishments were recognized by the Negro Leagues Baseball Museum's Rube Foster Award as A.L. Executive of the Year.

Baird, who is in his 17th season with the organization, began his career with the Royals as the hitting coach at Class A Appleton in 1988. Following a two-year stint in the Midwest League, he served as the Territorial Scouting Supervisor for Florida from 1990-92 and had on-the-field duties in the Player Development Department. Baird was responsible for signing former Royals outfielder Johnny Damon during his scouting tenure.

He was promoted to National Cross-Checker in 1993 and held that position until he was named Special Assistant to the General Manager in February of 1997.

In 1996, Baird was named the 27th Annual Ewing M. Kauffman Award winner and in 2000 he was a member of the Olympic Baseball Selection Committee for the Gold Medal winning U.S. team.

Prior to joining the Royals, the 42-year-old native of Rochester, N.H., was the head baseball coach at Broward (Fla.) Community College from 1986-87. He began his coaching career in 1985 as an assistant coach at Southern Arkansas University where he also played shortstop and second base. He owned and operated Pro's Way Baseball School in Ft. Lauderdale from 1986-93.

He attended St. Petersburg (Fla.) Junior College and Southern Arkansas University after graduating from Spaulding High School in Rochester. His wife's name is Julie.



MARK GORRIS

SENIOR VP BUSINESS OPERATIONS



Mark Gorris is in his fourth year as Senior Vice President- Business Operations after joining the Royals on Jan. 12, 2001. He oversees the entire business side of the Royals, including sales and marketing, finance and administration, broadcasting and public relations. Gorris, who is a member of the Royals Charities Board of Directors, is also charged with the Glass family's goal of making Kauffman Stadium more fan-friendly and competitive with the numerous newer stadiums in baseball.

Gorris was instrumental in the formation of the Royals Television Network, LLC and serves as its president.

In 1997, Gorris joined Major League Baseball as Vice President, Team Services and in 1998 was named Senior Vice President, Club Relations. His role in the Commissioner's Office was targeted at improving business communications between MLB and the 30 clubs. He also helped lead several marketing initiatives between the clubs, MLB and the MLB Players Association.

Prior to joining MLB, Gorris worked for the St. Louis Cardinals within a 15-year career with Anheuser-Busch. In 1987, after holding several marketing and administrative positions with Busch Entertainment Corporation and Busch Stadium, he was named Vice President of Finance and Administration for the Cardinals. In 1990, he became the club's Vice President of Business Operations. While with the Cardinals, Gorris also served on several MLB committees and played a key role in the club negotiations that led to increasing club revenue sharing.

A native of St. Louis, Gorris received his Bachelor's Degree in Business Administration from Washington University and his MBA Degree from St. Louis University. He and his wife, Diane, have three children, Austin, Andrea and Alissa.



GEORGE BRETT

VICE PRESIDENT BASEBALL OPERATIONS



George Brett is in his 11th year as the Royals Vice President-Baseball Operations, continuing his long-time association with the organization. The 50-year-old Hall of Famer, who was selected by the Royals in the 2nd round of the 1971 June Free Agent Draft, spent his entire big league playing career in Kansas City before moving into the front office following his retirement in 1993.

Brett was inducted into Baseball's Hall of Fame in July of 1999 after receiving 98 percent of the votes, the fourth-highest mark in history. He played 21 seasons for the Royals, collecting 3,154 hits, 3 batting titles (1976, 1980 and 1990) and a Most Valuable Player award (1980). The Royals retired George's number 5 and inducted him into the club's Hall of Fame on May 14, 1994.

Brett is involved in numerous charitable causes, including the Keith Worthington ALS Chapter. He serves as the Honorary Fund Raising Chairman and has hosted such events as the George Brett Golf Tournament, the annual ALS Auction, and Lou Gehrig Night at Kauffman Stadium. Additionally, a George Brett ALS Research Fund has been established for specific ALS research projects.

George and his wife, Leslie, have three sons, Jackson, Dylan and Robin.



MUZZY JACKSON

VICE PRESIDENT & ASSISTANT GENERAL MANAGER-BASEBALL OPERATIONS



Muzzy Jackson begins his 13th season in professional baseball in 2004. Jackson was promoted from Assistant General Manager-Player Personnel to Vice President-Baseball Operations on Oct. 31, 2003. He rejoined the Royals in 1999 as Assistant General Manager-Baseball Administration and was promoted to Assistant General Manager-Baseball Operations in November, 2000.

Jackson, 35, oversees the entire Minor League operations, while assisting Senior Vice President/General Manager Allard Baird in all areas of Major League operations. He is responsible for the Royals compliance with Major League Baseball rules and the Basic Agreement, the administration of the team payroll and the team's Major League operating budget. He also coordinates the Royals Professional Scouting staff and is responsible for negotiations of player and personnel contracts, supervision of medical, strength and conditioning and equipment staff.

Jackson first worked for the Royals from 1993-97. He began as the Assistant Director of Minor League Operations before being named Assistant Director-Scouting and Player Development in October of 1995. He joined the Cincinnati Reds in December, 1997 and served as the Director of Player Development through August, 1999.

Jackson began his baseball career with the Chicago White Sox as a 1990 draftee after graduating from Colquitt County (Moultrie, Ga.) High. He received his Bachelor of Science Degree in Industrial Administration from Mercer University School of Engineering (Macon, Ga.) and his Masters Degree in Sports Management from East Stroudsburg (Pa.) State University. Jackson also worked as an intern at the NCAA national office. He resides in Kansas City, Mo., with his wife, Kristina, his son, Manuel and daughter, Ava.



DALE ROHR

VICE PRESIDENT FINANCE & ADMINISTRATION



Dale Rohr is in his 30th year with the Royals and serves as Vice President - Finance and Administration. As the Royals chief financial officer, he is involved in virtually all facets of the organization. He also oversees finance, human resources, payroll and information technology and serves as secretary/treasurer for the club. In addition, Rohr serves on the Royals Charities Board of Directors.

Rohr joined the Royals in July of 1974 as controller and was appointed to a vice-president position in November of 1980. In January of 1989, his title was changed to Vice President - Finance.

Rohr was born May 27, 1947 in Denver, but grew up in the Kansas City area where he attended Bishop Miege High School. He received a degree in business from Kansas State University in 1970.

Rohr and his wife, Mary, have two children, Tom and Julie.



CHARLIE SERAPHIN

VICE PRESIDENT SALES & MARKETING



Charlie Seraphin, Vice President-Sales and Marketing, joined the Royals in 2001. He oversees marketing, promotions, sponsorships, the Royal Lancer program, season and group ticket sales, the Stadium and Crown Clubs, and in-stadium entertainment. Under his direction, the Royals achieved significant improvements in group sales, attendance and customer service during the 2003 season. He also serves on the board for Royals Charities and Greater Kansas City Day.

Seraphin, who previously served as Vice President Sales and Marketing for the Texas Rangers, is recognized as one of the top marketers in baseball. He joined the Rangers in 1996 and set Ranger records for revenue and attendance in 1997 and 1998.

Prior to joining the Rangers, Seraphin had a distinguished career in broadcasting, including 10 years at CBS Radio in San Francisco and Los Angeles. He was Vice President, General Manager for four major market stations including KNX-FM in Los Angeles and KRLD Radio in Dallas, the play-by-play home of the Rangers.

Seraphin, 54, received the prestigious Crystal Award for community service, a National Headliners Award for news coverage, as well as other awards related to local news coverage.

An avid baseball fan and youth coach, Seraphin was an original member of Major League Baseball's marketing and advertising committees. He has been on the Board of Directors for Southern Methodist University Athletic Forum and served as president of the Texas State Radio Network.

A native of Wisconsin, he is a graduate of Lawrence (Wis.) University, where he lettered in baseball. He and his wife, Dianne, have six children.



DAVID WITTY

VICE PRESIDENT BROADCASTING & PUBLIC RELATIONS



David Witty, now entering his 19th year in the organization, is in his second season as Vice President-Broadcasting and Public Relations. Witty, who was named an officer of the club on Jan. 13, 2003, previously served as Director of Team Travel from 1987-2000 and as Senior Director of Media Relations in 2001 and 2002.

Within his duties in broadcasting and media relations, Witty oversees the promotion of the Royals regional presence by serving as the Vice President-Operations & Public Relations of the Royals Sports Television Network, LLC. He also directs the operation and expansion of the Royals Radio Network, Winter Caravan and Royals Alumni activities.

Witty also oversees the Royals Media Relations Department, which handles the day-to-day media requests and information and produces the club's media guide and game day magazine. He is also the Royals representative on the Major League schedule committee and has coordinated the Royals regular season and Spring Training schedules since 1990.

Witty joined the Royals as a public relations intern in 1986 and worked as a PR assistant from 1987-95 assisting with the media guide and game day activities.

Witty received his Bachelor of Science Degree in Accounting with a minor in Radio-TV from Kansas State University in 1985 and a Master of Science Degree in Sports Administration from St. Thomas (Miami, Fla.) University in 1986. He resides in Stilwell, Kan., with his wife, Carla, and sons, Scott and Brett.



BOB RICE

VICE PRESIDENT BALLPARK OPERATIONS & DEVELOPMENT



Robert Rice enters his first year as Vice President-Ballpark Operations and Development after assuming the position on Feb. 19, 2004. Rice oversees all stadium-related operations for the Royals, including ballpark improvements and maintenance, event parking, customer service and ticket operations.

Rice spent the last 16 years working for SMG, considered the world's leading company in the management of public assembly facilities. During his career with SMG, he helped oversee several stadiums from the construction stages to their final phases of operation and has built a reputation for helping maximize facility revenues.

Rice has served as general manager of numerous facilities during his career, including the Coliseo de Puerto Rico in San Juan (2001-2004), the Ice Palace Arena in Tampa (1996-2001), the Sheffield and London Arenas in England (1993-1996), the St. Louis Arena (1992-1993) and the Kellogg Arena in Battle Creek, Michigan (1989-1990). He also served as the Director of Finance for the St. Louis Arena from 1990 to 1992.


Most recently, Rice was responsible for the planned opening of a new state-of-the-art, multi-purpose 18,500 seat facility in San Juan, where he has worked with the Puerto Rican government regarding oversight of construction and the hiring and training of the facility's entire staff.

Rice graduated with a Bachelor of Science and Business Administration in Accounting from Central Michigan in 1982. Before earning his degree he served as a Corporal in the United States Army from 1976 to 1979. Bob and his wife Danna, have three children, Hannah, 10, Michelle, 9, and Andrew, 4.

ROYALS



Mike McDougal



Brian Anderson



Mike Sweeney

Baseball Operations Staff



Karol Kyte

Manager of Major League Operations

Karol Kyte is beginning her 14th year in the Royals organization and fourth as the Manager of Major League Operations. Her primary responsibilities include overseeing the day-to-day operations of the Major League club as well as assisting General Manager Allard Baird and Assistant General Manager Muzzy Jackson with waiver and transaction management and trade research. Kyte also oversees the budgetary aspects of the Royals Dominican Academy in Salcedo and administers the immigration program for all foreign staff and players.

Kyte joined Kansas City on March 9, 1991 as Office Manager of the Royals Minor League facility in Baseball City, Fla. She moved to Kansas City in 1992 and was named as the Scouting Secretary in the Royals front office. She was promoted to Administrative Assistant-Scouting in 1995, Scouting Administrator in 1998 and Senior Administrative Assistant-Baseball Operations in 1999, before assuming her current role.

Kyte received her Bachelor of Science Degree in Sports Management from the University of Oregon in 1990. She resides in Independence, Mo., with her husband, Frank. They have two daughters, Heather and Shannon.



Jin Wong

Director-Baseball Operations

Jin Wong begins his fifth season in the Royals organization in 2003 his first as Director-Baseball Operations. He joined the Royals as Scouting Operations Coordinator in 2000, was promoted to Manager-Scouting Operations in 2001 and Manager-Baseball Operations on July 25, 2002.

Wong works closely with Senior Vice President/General Manager Allard Baird and Assistant General Manager Muzzy Jackson in providing statistical analysis and assisting with contract negotiations, arbitration preparation and player salary information. He also directs the club's video coordination for the Major League players.

He came to Kansas City from Richmond, the Triple A affiliate of the Atlanta Braves, where he was the Group Sales Manager. Prior to joining Richmond he worked for Atlanta as a Baseball Operations Trainee in 1997.

Wong received a Bachelor of Science Degree in Business Administration from Mary Washington College in Fredericksburg, Va., in 1997. While at Mary Washington he was a Division III All-American in baseball in 1996. He resides in Kansas City, Mo.

Baseball Operations Staff



Brian Murphy

Assistant to the General Manager

Brian Murphy embarks on his 43rd year in professional baseball as the Assistant to Senior Vice President/General Manager Allard Baird. While assisting Baird, he has significant responsibilities in the areas of player procurement and player development and plays a key role in personnel decisions at the Major League and Minor League levels.

He rejoined the Royals on Aug. 16, 2000 after spending the previous four years in the Atlanta Braves organization as the Special Assistant to the General Manager.

Murphy began his professional career in 1962 in the Pittsburgh Pirates organization. He played 17 years in the Minor Leagues in the Pittsburgh, Boston, Montreal, Minnesota and Kansas City organizations. He completed his six-year playing career in the Royals system in 1978 with Omaha (AAA).

From 1979-82 Murphy served as a Minor League Manager for both the Royals and Chicago Cubs before being named the Northeast Area Scout for Kansas City in 1983. He was named East Coast Supervisor in 1986 and was a National Cross-Checker for the Royals from 1987-90. In 1991 he was named the Special Assistant to General Manager Herk Robinson, a position he held until joining the Braves in 1997. In 1989 he was named the Ewing Kauffman Award winner for his contributions to the Royals Scouting Department.

Murphy graduated from Fairfield (Conn.) Prep and attended the University of Bridgeport in Bridgeport, Conn. He currently resides in Sarasota, Fla.



Art Stewart

Senior Advisor to the General Manager

Art Stewart begins his 35th season with the Royals and fourth as the Senior Advisor to the General Manager. He held the position of Senior Special Assistant to the General Manager since 1997 after serving as the Director of Scouting since 1984.

Stewart was honored prior to the 2002 season at the Pitch and Hit Club of Chicago's 56th Annual Dinner with the prestigious Baseball Excellence Award, given for meritorious service to the game of baseball.

Before joining the Royals front office, he spent 16 years covering the Midwest as a Royals scout. He began his career in professional baseball in 1953 as a territorial scout for the New York Yankees and was the Midwest Scouting Supervisor from 1958-69.

Stewart has received numerous awards during his 52 years in baseball, including the Ewing M. Kauffman Scouting Award in 1970 and 1983. In 1998 he received an award "For Long Meritorious Service to Baseball" from colleagues and the Topps Company. He received the Bing Devine Executive of the Year Award at the second St. Louis Major League Scouts Hall of Fame Banquet in 1998 and was named "Mister Baseball" at the 29th Kansas City Royals Awards Banquet in January of 1999.

Stewart resides in Lee's Summit, Mo., with his wife, Donna. They have one daughter, Dawn.

Baseball Operations Staff



Pat Jones

Special Assistant to the General Manager

Pat Jones is in his eighth year in the Kansas City organization as Special Assistant to Senior Vice President/General Manager Allard Baird. Jones joined the Royals in 1997 as the East Coast Cross-Checker and was named a National Cross-Checker in 1999. Prior to joining the Royals, Jones worked as an Area Scout in the Colorado Rockies organization from 1992-96.

Jones, 41, graduated from Ottumwa (Iowa) High. He attended Indian Hills Community College in Centerville, Iowa and received his Bachelor of Science Degree in Business Management from Southern Arkansas University in 1988.

He currently resides in Coconut Creek, Fla., with his wife, Milly.



Louie Medina

Special Assistant to the General Manager

Louie Medina is in his fourth year in the Royals organization, his first as Special Assistant to the General Manager. He spent the past three seasons as a Professional Scout.

Medina joined the Royals after spending 6 years as an Area Supervisor for the Arizona Diamondbacks. Before scouting for the Diamondbacks, he enjoyed an 11-year playing career as a first baseman and outfielder that began in the Cleveland Indians organization. After seven years with the Indians he played one season in the Royals organization at Triple-A Omaha. He completed his playing career in Japan, playing for Hiroshima from 1993-95.

Medina graduated from Warren High School in Downey, Calif. He attended and played baseball at Cerritos Junior College in Norwalk, Calif., for two years and then Arizona State for two years. He currently resides in Phoenix, Ariz., with his wife, Carla, and triplets, Arianna, Chloe and Garrett.



Joe Jones

Special Assistant to Baseball Operations

Joe Jones begins his 42nd year in professional baseball and his 1st as Special Assistant to Baseball Operations. Prior to his current position, Jones spent three seasons as the Royals Supervisor of Minor League Field Operations. Jones rejoined the Royals in 2001 after spending the 1997-2000 seasons as the first base coach for the Pittsburgh Pirates.

Jones began his career with the Royals in 1979 as a manager at Jacksonville. He also managed Sarasota from 1980-83 and 1985. Jones was named the Roving Infield/Baserunning Instructor in 1984 and 1986 and the Kansas City first base coach in 1987 before assuming the duties of Coordinator of Instruction from 1988-96.

Prior to joining the Royals, Jones served as a manager in the Chicago White Sox system from 1970-78. He resides in Sarasota, Fla., with his wife, Carole. They have two sons, Ken and Tim.

ROYALS REVIEW HISTORY RECORDS REVENUE RECORDS MEDIA



Baseball Operations Staff



Deric Ladnier

Senior Director-Scouting

Deric Ladnier, a former player in the Royals Minor League system, was named the Royals Senior Director-Scouting on Aug. 21, 2000. He came to the Royals from the Atlanta Braves where he was most recently a Major League Scout. He joined the Braves Scouting Department as an Area Supervisor in 1991 and was promoted to Regional Supervisor in 1994, Assistant Director of Scouting and Player Development in 1995 and Director of Minor League Operations in 1996. As a Major League Scout he covered Spring Training, the American and National League Central Divisions and assisted Braves General Manager John Schuerholz with special assignments. Throughout his tenure with the Braves he scouted the Winter Leagues including the Dominican Republic, Venezuela and Mexico.

Ladnier was originally drafted by the Toronto Blue Jays in the 16th round of the 1982 June Free Agent Draft, but chose to play baseball at the University of Mississippi. In 1985 he was drafted in the 8th round by the Royals and played in the Kansas City system until 1991 when a shoulder injury ended his playing career.

Ladnier, 39, is a 1982 graduate of John Tate High School in Pensacola, Fla. He resides in Blue Springs, Mo., with his wife, Shari, and twin daughters, Kalen and Megan.



Linda Smith

Manager-Scouting Operations

Linda Smith enters her 33rd year in Major League Baseball after rejoining the Royals organization in 2001 as Manager-Scouting Administration. Her title was changed to Manager-Scouting Operations in 2004.

Smith is responsible for the day-to-day operations of the scouting department where she works closely with all of the organizations amateur and Latin America scouts. Smith also assists in the daily operations of player development.

Prior to her current stint with the Royals, Smith worked with the Atlanta Braves from 1992-1996 as Administrative Assistant-Scouting and from 1997-2000 as the Administrative Coordinator-Baseball Operations. Smith spent the 1997 season as the Assistant to the Director of Scouting for the Texas Rangers. During her first tenure with the Royals from 1972 to 1992, she worked in public relations, group sales, marketing, scouting and player development.

Smith earned her Bachelor of Science Degree in Business Education from Southwest Missouri State University in Springfield, Mo. in 1970. She resides in Lee's Summit, Mo.

Baseball Operations Staff



ROYALS REVEALS THIS NEW FUTURE MEDIA



Shaun McGinn

Director-Player Development

Shaun McGinn is entering his 5th season with the organization, his 1st as Director Player Development. McGinn joined the Royals in October, 1999 as the Minor League Operations Coordinator and was promoted to Manager-Minor League Operations in October, 2000.

He is responsible for all aspects of player development, including the evaluation, acquisition, retention and development for Minor League players and staff. He also oversees the Royals Spring Training complex in Surprise, Ariz., and assists in the development of Dominican Operations in Salcedo, Dominican Republic.

After being drafted by the Chicago White Sox in 1990, McGinn accepted a baseball scholarship to the University of Nebraska. He played at Seminole Junior College where he received an Associate Degree in Science. His professional baseball career began in 1993 after signing with the Philadelphia Phillies. He played in the Phillies organization until 1995 and then returned to school at the University of Nebraska at Omaha and Creighton University. He was the assistant baseball coach at UNO, while taking premedicine classes specializing in biology and exercise science. He is single and resides in Overland Park, Kan.



Amy Buckler

Manager-Minor League Operations

Amy Buckler enters her 1st season with the Royals as Manager-Minor League Operations. She joined the Royals in February, 2004 after serving as a print research assistant at Barkley, Evergreen & Partners in Kansas City. Buckler has also worked with the Royals in seasonal positions in the Season Ticket Office in 2002 and with the Marketing and Group Sales departments from 1995-1996.

Buckler earned her Masters Degree in Sports Management from the United States Sports Academy in 2000. She earned undergraduate degrees in Business Administration and Political Science from William Jewell College in 1996. She graduated from North Platte High School in Dearborn, Mo., in 1992.



Jeff Davenport

Director-Team Travel

Jeff Davenport is in his fifth season in the Royals organization and first as Director-Team Travel. He served as the hitting coach for the Royals short-season club at Spokane in the Northwest League in 2000 and was named Manager-Team Travel in November, 2000.

He began his professional baseball career in 1994 when he was signed as a non-drafted free agent by Boston. He was a catcher in the Red Sox system until 1996, when he served part of the season as the Red Sox Major League bullpen catcher. He also coached in the Arizona Diamondbacks organization from 1997-98 and worked in the club's Baseball Operations Department during the off-season. He spent the 1999 season as the Major League bullpen catcher for the Chicago Cubs.

Davenport received his Bachelor's Degree in Communications from Youngstown State, where he played four seasons as a catcher. A 33-year old native of Greenville, Ohio, he currently resides in Kansas City, Mo.

Royals Support Staff



Dr. Steve Joyce

Team Physician

Dr. Steve Joyce begins his 26th year as a Team Physician and 18th as the Head Team Physician for the Royals. Dr. Joyce is an orthopedic surgeon at Dickson-Dively Midwest Orthopedic Clinic and Kansas City Orthopedic Institute, which was established in 1999. He was the President of the Major League Baseball Physicians Association in 1994 and 1995.

Dr. Joyce received his Bachelor of Science Degree in Business from the University of Kansas and his Medical Degree from the University of Kansas Medical Center. An avid golfer, Dr. Joyce resides in Leawood, Kan., with his wife, Lundy, and twin sons, Alex and Nick.



Chris Carr

Performance Psychologist

Chris Carr joined the Royals in 2000 as the Performance Psychologist for Major and Minor League players. He is also the Sport Psychologist for the Methodist Sports Medicine Center in Indianapolis, Indiana, a position he started in August of 2000. From 1995 to 2000, he was the Psychologist for Athletics at The Ohio State University in Columbus, Ohio.

Carr is also a consultant for the Purdue University athletic department, and also provides services for Ball State University and Butler University. He has also done consultation with the Indianapolis Colts (NFL) and the Indiana Fever (WNBA). He served as the Sport Psychologist for the United States Men's Alpine Ski Team from 1992-2002 and was involved in the 1994, 1998, and 2002 Winter Olympic Games.

He earned his Bachelor's degree in Psychology from Wabash College, where he was a three-year letterman in football. He has a Master's and Ph.D. in Counseling Psychology from Ball State University, where he was a graduate assistant football coach (1983-84). He resides in Westfield, Indiana, with his wife Kelli and daughter Rachel.



Patrick Hammond, D.C.

Team Chiropractor

Dr. Patrick Hammond joined the Royals as team chiropractor in 2000. Hammond is also the chiropractor for the Comets, Kansas City's professional indoor soccer team. His clinic, Hammond Chiropractic Center is located in Shawnee, Kan.

Hammond attended Central Missouri State University before attending Cleveland Chiropractic College, where he graduated in 1997.

He lives in Merriam, Kan., with his wife Brandy, and son Noah.



Nick Swartz

Athletic Trainer

In his 28th season in the organization, Nick Swartz begins his 16th year in Kansas City and 14th as the Royals Head Athletic Trainer. Swartz moved up the ranks as the trainer at Sarasota, Ft. Myers, Jacksonville and Omaha prior to his arrival in Kansas City. He has worked as a trainer in the winter leagues (1981, 1983), for Team USA in the Intercontinental Cup Games in 1987 and for Team USA in the Presidential Cup in 1989. He also coordinated the 1st Olympic baseball trials in 1991 and was selected as the trainer for the 1996 American League All-Star squad.

Swartz graduated from Eastern Illinois University with a Bachelor's Degree in Physical Education and resides in Blue Springs, Mo., with his wife, CeeCee and children, Eric and Brooke.



Frank Kyte

Assistant Athletic Trainer

Frank Kyte was named Assistant Athletic Trainer for the Royals on Nov. 1, 2002 after spending the previous four seasons as the Major and Minor League Rehabilitation Coordinator. He has worked his way through the Royals system with stops in Eugene (1989-90), Baseball City (1991-92), Memphis (1993-94), Wichita (1995-97) and Omaha (1998). Kyte was honored as the Texas League Trainer of the Year in 1996 and served as the trainer for the AA All-Star Game in 1993.

Kyte received his Bachelor of Science Degree in Physical Education from George Fox University and his Master of Science Degree in Teaching-Physical Education from Portland State University. He and his wife, Karol, reside in Independence, Mo. They have two children, Heather and Shannon.



Chris Mihlfeld

Strength and Conditioning Coordinator

Chris Mihlfeld rejoined the Royals organization in 2003 and is in his second year as the club's Strength and Conditioning Coordinator. He previously served as an associate scout from 1994-98. Mihlfeld spent the previous five seasons as the Minor League Strength and Conditioning Coordinator for the Los Angeles Dodgers. He also served as the Strength and Conditioning Coach for Tampa Bay's Gulf Coast affiliate in 1998 and implemented a strength and conditioning program for the Chinese National Team in 2000.

Mihlfeld earned both his Bachelor of Science Degree in Physical Education/Health and his Master of Science Degree in Exercise and Sport Science from Central Missouri State University where he was a four-year all-conference selection in baseball and a 1991 NCAA National Champion in wrestling. He served as the assistant baseball coach at CMSU from 1991-93 and was the head coach at Maple Woods Community College from 1994-98. Mihlfeld and his wife, Joleen, reside in Kansas City, Mo., with their daughter, Aly Jo.



Ruben Rodriguez

Bullpen Catcher

Ruben Rodriguez is in his second year as the Royals bullpen catcher. Rodriguez was signed by the Pittsburgh Pirates as a non-drafted free agent on Nov. 6, 1981 and enjoyed a 13-year playing career, including stints with the Pittsburgh's Major League club in 1986 and 1988. The catcher entered the coaching ranks following his playing days with credits including stints as pitching coach for the Chicago White Sox Dominican Summer League team in 1999 and for the Dominican Baseball National World Cup Team that played in Taipei, Japan in 2001.

Rodriguez and his wife, Wanda, reside in Santo Domingo, Dominican Republic. The couple has four children, daughters Johanna, Fiorelis and Chaillyann, and a son, Ruben.



Trevor Vance

Director - Groundskeeping and Landscaping

Trevor begins his 10th season as the Royals Director-Groundskeeping and Landscaping, overseeing the supervision and overall operation of the natural grass field at Kauffman Stadium. Vance joined the groundcrew as a part-time member in 1985 and became a full-time member of the staff in 1988. He was named Assistant Groundskeeper in 1993, before assuming his current post prior to the 1995 season.

Vance, 37, is a native of Raytown, Mo., and a 1985 graduate of Raytown High and attended Central Missouri State University. He resides in Lee's Summit, Mo., with his wife, Laura. They have four children, Kelsie, Hayden, Tanner and Morgan.



Mike Burkhalter

Equipment Manager

Mike Burkhalter enters his 13th season as the Royals equipment manager in 2003. He oversees the home clubhouse and the inventory and distribution of equipment. He also accompanies the team to spring training and on road trips. Prior to being named Equipment Manager, he worked in the visiting clubhouse for three years.

Burkhalter earned his Bachelor of Science Degree in Business from the University of Kansas in 1988. He is a native of Kansas City and a graduate of Lee's Summit High. He currently resides in Kansas City, Mo.



Pat Gorman

Assistant Equipment Manager

Pat Gorman is entering his 9th season with the Kansas City Royals after joining the Royals in April, 1996. Gorman began his career with the Royals as a clubhouse attendant and has served as an assistant equipment manager the past 7 seasons. Gorman assists in the day-to-day operations in the Royals Major League clubhouse.

Gorman, 32, joined the Royals after working as an intern with the Cleveland Browns in 1995 and working as the student manager for the University of Kansas football team during his collegiate career.

He graduated from KU in May of 1995 with a Bachelor General Studies Degree with a Major in English. A native of Kansas City, Kan., Gorman graduated from Bishop Ward in 1990. He and his wife Cadey, reside in Prairie Village, Kan., with their two-year-old daughter, Abby.



Mark Topping

Video Coordinator

Mark Topping is entering his 2nd season as the Royals Video Coordinator after joining the Royals in 2003. He joined the Royals after working as a photojournalist for the previous 6 years.

Topping was a freelance journalist from 2001-2003, working for such clients as NBC News, ProSieben TV Germany and Fox Sports Net. He also worked as a sports photographer and editor at XETV in San Diego, Calif., and had stints with WDAF-TV in Kansas City, WTVG-TV in Toledo, Ohio and KSPR-TV in Springfield, Mo.

Topping graduated from Buffalo State College in 1996 with a Bachelor of Arts in Communications. A native of Anaheim Hills, Calif., he graduated from Canyon High School in 1990. He and his wife Valarie live in Kansas City, Mo.

Royals Non-Roster Invites

No.	Pitchers (12)	B-T	Ht.	Wt.	Born	Birthplace	2003 Club	W-L	ERA	G	GS	CG	SV	IP	H	R	ER	BB	SO	MLS
67	Donnie Bridges	R-R	6-4	220	12-10-78	Hattiesburg, MS	Carolina	10-2	2.81	31	19	1	0	134.2	85	47	42	70	109	0.000
68	Shawn Camp	R-R	6-1	200	11-18-75	Fairfax, VA	Nashville	0-1	4.98	33	1	0	0	43.1	50	26	24	15	36	0.000
66	Zack Greinke	R-R	6-2	200	10-21-83	Orlando, FL	Altoona Wilmington Wichita	0-2	4.34	18	14	3	0	29.0	26	14	14	11	35	
37	Erik Hiljls	R-R	6-6	220	12-25-72	Panorama, CA	Sacramento	11-10	4.69	29	29	2	0	174.2	174	106	91	52	129	1.018
62	Doug Linton	R-R	6-1	190	09-02-65	Santa Ana, CA	TORONTO	0-0	3.00	7	0	0	0	9.0	7	3	3	4	7	3.153
49	Dennys Reyes	R-L	6-3	240	04-19-77	Higuera Zaragoza, MX	PITTSBURGH Syracuse	0-0	5.28	32	13	1	0	109.0	133	67	64	19	79	5.026
43	Rudy Seanez	R-R	5-11	200	10-20-68	Brawley, CA	Tucson ARIZONA	0-0	10.45	12	0	0	0	10.1	10	13	12	9	11	
65	Jimmy Serrano	R-R	5-10	170	05-09-76	Grand Junction, CO	Oklahoma Pawtucket BOSTON	0-1	2.08	5	0	0	0	4.1	3	4	1	5	7	9.013
70	Eric Thompson	R-R	6-2	190	09-07-77	Dayton, OH	Sacramento Midland	0-0	6.23	3	0	0	0	4.1	2	3	3	3	3	0.000
56	Mike Venafr	L-L	5-10	180	08-02-73	Takoma Park, MD	New Orleans TAMPA BAY	2-1	3.54	23	0	0	0	28.0	35	11	11	5	11	4.068
60	Les Walrond	L-L	6-0	210	11-07-76	Muskogee, OK	Memphis Tennessee	0-0	1.04	10	1	0	0	17.1	12	2	2	7	14	0.017
51	Kris Wilson	R-R	6-4	225	08-06-76	Washington, DC	Omaha KANSAS CITY Wichita	0-2	10.13	7	0	0	0	11.0	7	4	4	2	9	2.162

Infielders (8)			B-T	Ht.	Wt.	Born	Birthplace	2003 Club	AVG.	G	AB	R	H	2B	3B	HR	RBI	BB	SO	SB	MLS
1	Gookie Dawkins	R-R	6-1	180	05-12-79	Newberry, SC	Las Vegas Jacksonville	.165	32	115	5	19	5	1	0	12	9	26	3	0.146	
71	Ruben Gotay	S-R	5-11	160	12-25-82	Rio Piedras, PR	Wilmington	.261	134	502	68	131	31	2	9	72	60	97	8	0.000	
2	Wilton Guerrero	S-R	6-0	175	10-24-74	Don Gregorio, DR	Louisville	.277	126	476	68	132	20	1	2	29	58	30	5,099		
7	Mendy Lopez	R-R	6-2	200	10-15-73	Pimental, DR	KANSAS CITY Arizona Rookie	.277	52	94	13	26	5	1	3	11	4	28	2	2.071	
74	Mitch Maier	L-R	6-2	200	06-30-82	Petoskey, MI	Arizona Rookie	.350	51	203	41	71	14	6	2	45	18	25	7	0.000	
72	Donald Murphy	R-R	5-10	180	03-10-83	Lakewood, CA	Burlington	.313	132	504	77	158	29	6	5	98	65	78	15	0.000	
64	Calvin Pickering	L-L	6-5	260	09-29-76	St. Thomas, USVI	Vaqueros Louisville	.323	88	291	64	94	13	0	25	63	75	84	1	1.084	
69	Rick Short	R-R	6-0	200	12-06-72	Elgin, IL	Chiba Lotte-Japan	.284	26	81	10	23	3	0	4	18	17	31	0	0.000	
23	Brandon Berger	R-R	5-11	205	02-21-75	Covington, KY	KANSAS CITY Omaha	.219	13	32	3	7	0	0	0	3	5	4	0	0.166	
77	Garth Brooks	S-R	6-1	210	02-07-62	Tulsa, OK	(Did Not Play)													0.000	
63	Adrian Brown	S-R	6-0	200	02-07-74	McComb, MS	Pawtucket BOSTON	.282	122	482	81	136	16	3	5	32	48	81	34	4.067	
73	Shane Costa	L-R	6-0	200	12-12-81	Visalia, CA	Arizona Wilmington	.386	23	88	22	34	6	4	1	24	6	7	4	0.000	
79	Alan Moye	R-R	6-2	200	10-08-82	Nacogdoches, TX	(Injured - Did Not Play)	.143	3	7	1	1	1	0	0	0	2	1	0	0.000	

Royals Numerical Roster & Pronunciation Guide

Numerical Roster

1	Gookie Dawkins	IF
2	Wilton Guerrero	IF
3	Mike Tonis	C
4	Angel Berroa	SS
7	Mendy Lopez	IF
8	Dee Brown	OF
9	David DeJesus	OF
11	Matt Stairs	OF
12	Desi Relaford	IF
14	Tony Graffanino	IF
15	Carlos Beltran	OF
16	Joe Randa	IF
18	Kelly Stinnett	C
19	Brian Anderson	LHP
21	Alexis Gomez	OF
22	Juan Gonzalez	OF
23	Brandon Berger	OF
24	Rich Gettis	OF
27	Jarrod Patterson	IF
28	Ken Harvey	IF
29	Mike Sweeney	1B
30	Benito Santiago	C
31	Byron Gettis	OF
32	Chris George	LHP
33	Curtis Leskianic	RHP
34	Darrell May	LHP
35	Ryan Kувich	RHP

36	Kyle Snyder	RHP
37	Erik Hiljls	RHP
38	Jason Grimley	RHP
39	Joe Dawley	RHP
40	Runelvys Hernandez	RHP
43	Rudy Seanez	RHP
45	Aaron Guiel	OF
46	Brad Voyles	RHP
47	Scott Sullivan	RHP
48	Jeremy Affeldt	LHP
49	Dennys Reyes	RHP
50	Jorge Vasquez	RHP
51	Kris Wilson	RHP
53	Miguel Asencio	RHP
54	Mike MacDougal	RHP
55	Kevin Appier	RHP
56	Mike Venafr	LHP
57	Nate Field	RHP
58	Brian Bass	RHP
59	D.J. Carrasco	RHP
60	Les Walrond	LHP
61	Jaime Cerda	LHP
62	Doug Linton	RHP
63	Adrian Brown	OF
64	Calvin Pickering	IF
65	Jimmy Serrano	RHP
66	Zack Greinke	RHP
67	Donnie Bridges	RHP

68	Shawn Camp	RHP
69	Rick Short	IF
70	Eric Thompson	RHP
71	Ruben Gotay	IF
72	Donald Murphy	IF
73	Shane Costa	OF
74	Mitch Maier	C
77	Garth Brooks	OF
79	Alan Moye	OF

Pronunciation Guide

Jeremy Affeldt	AH-felt
Miguel Asencio	a-SEN-see-oh
Brian Bass	BASS
Carlos Beltran	BELL-troN
Ryan Kувich	BUCK-wich
Jaime Cerda	Hi-mee Sir-duh
David DeJesus	duh-HAY-soos
Ruben Gotay	GO-tie
Tony Graffanino	GRAF-ah-NEE-no
Zack Greinke	GRAIN-key
Aaron Guiel	GUY-el
Runelvys Hernandez	ROO-nell-vees
Erik Hiljls	HILL-yus
Alan Moye	MOY
Dennys Reyes	DEN-NIS RAY-us
Rudy Seanez	SAY-uh-nee
Kelly Stinnett	sti-NET
Michael Tonis	TOE-NIS

Everything Baseball On Demand for the PRESS



Statistical Reports,
Game Notes,
Press Releases,
Press Conference
Transcripts,
Online Credentialing,
Headshots and Logos.
Major League Baseball's Virtual Press Box



www.mlbpressbox.com

MLB.com 

Building the 40-Man Roster

Free Agent Draft: (13)

Player	Draft Year	Round
Jeremy Affeldt	1997	3
Brian Bass	2000	6
Carlos Beltran	1995	2
Dee Brown	1996	1
Ryan Bukvich	2000	11
David DeJesus	2000	4
Chris George	1998	sandwich (1/2)
Jimmy Gobble	1999	sandwich (1/2)
Ken Harvey	1999	5
Mike MacDougal	1999	1
Kyle Snyder	1999	1
Mike Sweeney	1991	10
Mike Tonis	2000	2

Signed as Non-Drafted Free Agent: (4)

Player	Date
Byron Gettis	6-29-98
Alexis Gomez	2-21-97
Runelvys Hernandez	1-6-98
Jorge Vasquez	9-1-98

Rule 5 Draft: (3)

Player	From	Date
Miguel Asencio	Philadelphia	2001
D.J. Carrasco	Pittsburgh	2002
Rich Thompson	*	2003

* From San Diego Padres in exchange for Rule 5 selection Jason Szuminski

Signed as Major League Free Agent: (10)

Player	Date
Kevin Appier	8-6-03
Joe Dawley	10-29-03
Juan Gonzalez	1-6-04
Tony Graffanino	12-16-03
Darrell May	12-17-01
Desi Relaford	1-10-03
Benito Santiago	12-11-03
Matt Stairs	12-9-03
Kelly Stinnett	12-19-03
Scott Sullivan	12-9-03

Signed as Minor League Free Agent: (4)

Player	Date
Nate Field	1-6-03
Jason Grimsley	1-19-01
Aaron Guiel	6-13-00
Jarrod Patterson	11-16-02

Acquired by Trade: (6)

Player Acquired From	Trade	Date	
Brian Anderson	Cleveland	With Chris White for Trey Dyson and Kieran Mattison	8-25-03
Angel Berroa	Oakland	With A.J. Hinch, Roberto Hernandez and cash for Johnny Damon, Mark Ellis and a player to be named	1-8-01
Jaime Cerda	New York (NL)	For Shawn Sedlacek	1-26-04
Curtis Leskanic	Milwaukee	For Wes Obermueller and Alejandro Machado	7-2-03
Joe Randa	New York (NL)	For Juan LeBron	12-10-98
Brad Voyles	Atlanta	With Alejandro Machado for Rey Sanchez	7-31-01



Aaron Guiel (above) is 1 of 4 players on the Royals 40-man roster that was originally signed as a minor league free agent. Angel Berroa (below) earned A.L. Rookie of the Year honors after he was originally acquired through a trade with the Oakland Athletics.





6

TONY PENA

MANAGER



Coaching/Managerial Career

Full Name:

Antonio Francisco Peña

Bats/Throws:

Right/Right

Resides:

Santiago,
Dominican Republic

Birthdate (Age):

June 4, 1957 (46)

Birthplace:

Monte Cristi,
Dominican Republic

Married:

Amaris

Children:

Tony, Jr., Jennifer Amaris,
Francisco Antonio

Appointed Manager:

May 15, 2002

Contract Status:

Signed through 2006

- ▶ Peña was selected as the American League Manager of the Year by the Baseball Writers' Association of America...won the award in his 1st full season as manager after leading the Royals to one of the best turnarounds in Major League history following a 100-loss season.
- ▶ Became the 4th Manager in the Majors since 1983 to win the league Manager of the Year award in his 1st full season as a Major League manager (Hal Lanier, Hou, 1986; Dusty Baker, SF, 1993; Bruce Bochy, 1996, SD).
- ▶ Was also named American League Manager of the Year by the *Sporting News* in a vote of fellow A.L. Managers and honored as A.L. Manager of the Year by *Sports Illustrated*.
- ▶ Led the Royals to an 83-79 record, marking the club's 1st winning season since 1994 (64-51) and 1st winning campaign in a non-strike season since 1993 (84-78).
- ▶ Kept Kansas City in the hunt for the A.L. Central title throughout the season despite having to use 29 different pitchers, including a league-high 15 starters (tied with Texas) and juggling a club-record 53 players.
- ▶ Under his direction, the club rebounded from the 1st 100-loss season in franchise history to finish 4 games over .500...the 83 wins tied for the 6th-best turnaround in Major League history following a 100-loss season.
- ▶ Led the Royals to a 9-0 record to open the 2003 season to become just the 14th club in Major League history to win its 1st 9 games and the 1st since the 1990 Cincinnati Reds.
- ▶ Guided Kansas City to a 7.0 game lead in the A.L. Central at the All-Star break, as the Royals became just the 43rd team since the 1st All-Star Game in 1933 to build a lead of 7.0 or more games by the break.
- ▶ Was named the 13th full-time manager in club history on May 15, 2002.
- ▶ Led the Royals to a 49-77 record and 4th place finish in the A.L. Central in 2002...took over after the Royals posted an 8-15 record under Tony Muser and a 5-8 mark under interim manager John Mizerock.
- ▶ Became the 3rd manager in Major League history born in the Dominican Republic, joining Felipe Alou (Montreal, 1992-2001) and Luis Pujols (Detroit, 2002)...there have been 4 other Latino born managers, all born in Cuba...the list includes Mike Gonzalez (St. Louis Cardinals - 1938 and 1940), Preston Gomez (San Diego Padres - 1969-72, Houston Astros - 1974-75, Chicago Cubs, 1980), Cookie Rojas (California Angels - 1988) and Tony Perez (Cincinnati - 1993 and Florida - 2001).

- ▶ At 44 years, 11 months and 11 days, became the 3rd youngest full-time manager in Royals history, trailing only John Wathan (37 years, 10 months, 23 days) and Whitey Herzog (43 years, 8 months, 15 days).
- ▶ Became the 3rd former catcher to manage the Royals, joining Wathan (1987-91) and Bob Boone (1995-97).
- ▶ Led the Royals to a 7-6 record through his 13 games, marking the 1st time a Royals manager had been over .500 since Bob Boone on Sept. 21, 1995 (68-67).
- ▶ Guided the club to a 9-game winning streak from July 13-20 (Game 1), 2002...the 9-game streak tied for the 5th-longest in club history and was the longest streak since the Royals reeled off 14 straight wins from July 23-Aug. 5, 1994...Kansas City came out of the All-Star break with a 9-2 record, the best in club history since going 9-3 to open the 2nd half of the season in 1985.
- ▶ Started the 2002 season as bench coach for the Houston Astros, his 1st coaching position at the Major League level.
- ▶ Spent the previous 3 seasons (1999-2001) as manager of the Astros Triple-A affiliate New Orleans in the Pacific Coast League...posted a 205-216 record in his 3 years with the Zephyrs, including a 150-131 mark (.534) over his final 2 seasons.
- ▶ Led New Orleans to an 82-57 record in 2001 and a 1st place finish in the Eastern Division...the Zephyrs were named the Pacific Coast League co-champions along with Tacoma after the league cancelled the championship series following the Sept. 11 tragedy.
- ▶ Served as the White Sox Coordinator of Dominican Operations in 1998 and led the Aguilas Dominican team to the Caribbean Series title...also managed Chicago's club in the Arizona Fall League in 1998.



Manager Tony Pena led the Royals to one of the best turnarounds in Major League history in 2003, his 1st full season as the Royals skipper. He also helped Angel Berroa win A.L. Rookie of the Year honors.

Playing Career

- ▶ Peña posted a .260 career batting average over an 18-year career in the Major Leagues...played in 1,988 games for the Pittsburgh Pirates, St. Louis Cardinals, Boston Red Sox, Cleveland Indians, Chicago White Sox and Houston Astros.
- ▶ Ranks 4th all-time among Major League catchers with 1,945 games behind the plate, trailing only Carlton Fisk (2,226), Bob Boone (2,225) and Gary Carter (2,056).
- ▶ Was a 5-time National League All-Star catcher (1982, 1984-86 and 1989) and was a 4-time winner of the Rawlings Gold Glove Award (1983-85 and 1991).
- ▶ Recorded 298 doubles, 27 triples, 107 homers, 708 RBI and 80 stolen bases during his playing career.
- ▶ Played in 3 Division Series, 3 Championship Series and 2 World Series...posted a .357 career average in the Fall Classic, playing for St. Louis in 1987 and Cleveland in 1995...in 29 postseason games he compiled a .338 batting average (24-for-71).
- ▶ Originally signed as a non-drafted free agent by the Pittsburgh Pirates on July 22, 1975...made his Major League debut on Sept. 1, 1980 with the Pirates vs. the Houston Astros.
- ▶ Named the *Topps* Rookie All-Star catcher in 1981 and was selected to the UPI Rookie All-Star team.

Miscellaneous Notes

- ▶ Peña and his wife, Amaris, reside in Santiago, Dominican Republic...they have 3 children, Tony Jr. (22), who is currently an infielder in the Atlanta Braves organization, Jennifer Amaris (19) and Francisco Antonio (13).
- ▶ His brother, Ramon, pitched with the Detroit Tigers organization.

Peña's Playing Record

Year	Club	AVG.	G	AB	R	H	2B	3B	HR	RBI	BB	SO	SB
1980	Pittsburgh	.429	8	21	1	9	1	1	0	1	0	4	0
1981	Pittsburgh	.300	66	210	16	63	9	1	2	17	8	23	1
1982	Pittsburgh	.296	138	497	53	147	28	4	11	63	17	57	2
1983	Pittsburgh	.301	151	542	51	163	22	3	15	70	31	73	6
1984	Pittsburgh	.286	147	546	77	156	27	2	15	78	36	79	12
1985	Pittsburgh	.249	147	546	53	136	27	2	10	59	29	67	12
1986	Pittsburgh	.288	144	510	56	147	26	2	10	52	53	69	9
1987	St. Louis	.214	116	384	40	82	13	4	5	44	36	54	6
1988	St. Louis	.263	149	505	55	133	23	1	10	51	33	60	6
1989	St. Louis	.259	141	424	36	110	17	2	4	37	35	33	5
1990	Boston	.263	143	491	62	129	19	1	7	56	43	71	8
1991	Boston	.231	141	464	45	107	23	2	5	48	37	53	8
1992	Boston	.241	133	410	39	99	21	1	1	38	24	61	3
1993	Boston	.181	126	304	20	55	11	0	4	19	25	46	1
1994	Cleveland	.295	40	112	18	33	8	1	2	10	9	11	0
1995	Cleveland	.262	91	263	25	69	15	0	5	28	14	44	1
1996	Cleveland	.195	67	174	14	34	4	0	1	27	15	25	0
1997	Chicago (AL)	.164	31	67	4	11	1	0	0	8	8	13	0
	Houston	.211	9	19	2	4	3	0	0	2	2	3	0
Major League Totals		.260	1988	6489	667	1687	298	27	107	708	455	846	80

Peña's Division Championship Series Record

Year	Club, Opp.	AVG.	G	AB	R	H	2B	3B	HR	RBI	BB	SO	SB
1995	Cle. vs. Bos.	.500	2	2	1	1	0	0	1	1	0	0	0
1996	Cle. vs. Bal.	.000	1	0	0	0	0	0	0	0	0	0	0
1997	Hou. vs. Atl.	.000	2	0	0	0	0	0	0	0	0	0	0
DCS Totals		.200	5	2	1	1	0	0	1	1	0	0	0

Peña's League Championship Series Record

Year	Club, Opp.	AVG.	G	AB	R	H	2B	3B	HR	RBI	BB	SO	SB
1987	St.L. vs. SF	.381	7	21	5	8	2	11	0	0	3	4	1
1990	Bos. vs. Oak	.214	4	14	0	3	0	0	0	0	0	0	0
1995	Cle. vs. Sea.	.333	4	6	1	2	1	0	0	0	1	0	0
LCS Totals		.317	15	41	6	13	3	11	0	0	4	4	1

Peña's World Series Record

Year	Club, Opp.	AVG.	G	AB	R	H	2B	3B	HR	RBI	BB	SO	SB
1987	St.L. vs. Min.	.409	7	22	2	9	1	0	0	4	3	2	1
1995	Cle. vs. Atl.	.167	2	6	0	1	0	0	0	0	0	0	0
World Series Totals		.357	9	28	2	10	1	0	0	4	3	2	1

Peña's All-Star Game Record

Year	Club, Opp.	AVG.	G	AB	R	H	2B	3B	HR	RBI	BB	SO	SB
1982	N.L., Mon.	.000	1	1	0	0	0	0	0	0	0	0	1
1984	N.L., S.F.	.000	1	0	0	0	0	0	0	0	0	0	0
1985	N.L., Min.	.000	1	1	0	0	0	0	0	0	0	1	0
1986	N.L., Hou.	.000	1	0	0	0	0	0	0	0	0	0	0
1989	N.L., Ana.	.000	1	2	0	0	0	0	0	0	0	0	0
All-Star Game Totals		.000	5	4	0	0	0	0	0	0	0	1	1



Peña's Managerial Record

Year	Club	League	Finish	Games	Won	Lost	Pct.
1999	New Orleans	Pacific Coast League	4th	140	55	85	.393
2000	New Orleans	Pacific Coast League	3rd	142	68	74	.479
2001	New Orleans	Pacific Coast League	1st	139	82	57	.590
2002	Kansas City	American League	4th	126	49	77	.389
2003	Kansas City	American League	3rd	162	83	79	.512
Minor League Career Totals				421	205	216	.487
Major League Career Totals				288	132	156	.458

Royals Year-by-Year Managerial Records

Year	Manager	Record	Year	Manager	Record
1969	Joe Gordon	69-93	1987	John Wathan	21-15
1970	Charlie Metro	19-33	1988	John Wathan	84-77
1970	Bob Lemon	46-64	1989	John Wathan	92-70
1971	Bob Lemon	85-76	1990	John Wathan	75-86
1972	Bob Lemon	76-78	1991	John Wathan	15-22
1973	Jack McKeon	88-74	1991	Bob Schaefer*	1-0
1974	Jack McKeon	77-85	1991	Hal McRae	66-58
1975	Jack McKeon	50-46	1992	Hal McRae	72-90
1975	Whitey Herzog	41-25	1993	Hal McRae	84-78
1976	Whitey Herzog	90-72	1994	Hal McRae	64-51
1977	Whitey Herzog	102-60	1995	Bob Boone	70-74
1978	Whitey Herzog	92-70	1996	Bob Boone	75-86
1979	Whitey Herzog	85-77	1997	Bob Boone	36-46
1980	Jim Frey	97-65	1997	Tony Muser	31-48
1981	Jim Frey	30-40	1998	Tony Muser	72-89
1981	Dick Howser	20-13	1999	Tony Muser	64-97
1982	Dick Howser	90-72	2000	Tony Muser	77-85
1983	Dick Howser	79-83	2001	Tony Muser	65-97
1984	Dick Howser	84-78	2002	Tony Muser	8-15
1985	Dick Howser	91-71	2002	John Mizerock*	5-8
1986	Dick Howser	40-48	2002	Tony Peña	49-77
1986	Mike Ferraro*	36-38	2003	Tony Peña	83-79
1987	Billy Gardner	62-64	*-Interim		

Peña's Record vs. Major League Clubs

Opponent	Record	Opponent	Record
Anaheim	6-12	Toronto	4-9
Baltimore	4-3	Arizona	1-2
Boston	1-5	Colorado	2-1
Chicago	14-21	Florida	1-2
Cleveland	20-13	Los Angeles	1-2
Detroit	21-11	Montreal	0-3
Minnesota	13-16	New York - NL	1-2
New York	3-9	St. Louis	4-8
Oakland	3-15	San Diego	2-1
Seattle	7-11	San Francisco	2-1
Tampa Bay	8-5		
Texas	14-4	Overall	132-156



JOHN CUMBERLAND

PITCHING COACH

18

Full Name:

John Sheldon Cumberland

Bats/Throws:

Right/Left

Resides:

Clearwater, Fla.

Birthdate (Age):

May 10, 1947 (56)

Birthplace:

Westbrook, Maine

Married:

Patricia

Children:

John, Jr., Christopher, Paul

Named to Royals Staff:

June 18, 2002

Coaching Career

- ▶ Cumberland will begin his 2nd full season as pitching coach for the Royals...was named the 14th pitching coach in franchise history on June 18, 2002, replacing Al Nipper.
- ▶ Helped utilize 29 different pitchers for the Royals in 2003, including a league-high 15 starters (tied with Texas).
- ▶ Started the 2002 season as the pitching coach at Omaha (AAA)...joined the Royals organization during Spring Training.
- ▶ Spent the previous 7 years in the Boston Red Sox organization, most recently as a coach at the big league level...was a member of the club's Major League coaching staff as bullpen coach (1999-2001) and worked a short stint as the team's pitching coach (2001)...also spent the majority of the 1995 season as the Red Sox pitching coach.
- ▶ Served as the pitching coach at Pawtucket (AAA) from 1996-98...his 1996 staff led the International League in strikeouts (994) and complete games (16).
- ▶ Began his coaching career in the New York Mets Minor League system...served as pitching coach for Class A Lynchburg (1982-84), a coach for Class AAA Tidewater (1985-88, 1990), Minor League pitching coordinator (1989) and a coach in the Gulf Coast Rookie League (1989).
- ▶ Named as the pitching coach for San Diego's Class AA team in Wichita in 1991 and served as pitching coach for the organization's Class AAA team in Las Vegas in 1993.
- ▶ Served as Milwaukee's Minor League pitching coordinator in 1992.

Playing Career

- ▶ Cumberland played for the Yankees (1968-70), Giants (1970-72), Cardinals (1972) and Angels (1974)...logged a 15-16 career record with a 3.82 ERA in 110 games.
- ▶ In 1971, he went 9-6 for San Francisco with a 2.92 ERA and a career-high 185.0 innings for the N.L. West champions.

Miscellaneous Notes

- ▶ Cumberland is a member of the State of Maine Sports Hall of Fame.

Cumberland's Playing Record

6-Yr Totals	W-L	ERA	G	GS	CG	SHO	SV	IP	H	R	ER	BB	SO
M.L. Totals	15-16	3.82	110	36	6	2	2	334.2	312	161	142	103	137

Cumberland's Coaching Summary

Year	Club	League	Position
1982-84	Lynchburg	Carolina	Pitching Coach
1985-88, 90	Tidewater	International	Coach
1989	New York Mets	Gulf Coast	Coach/Pitching Coordinator
1991	Wichita	Texas	Pitching Coach
1992	Milwaukee	Minor Leagues	Pitching Coordinator
1993	Las Vegas	Pacific Coast	Pitching Coach
1995, 2001	Boston	American	Pitching Coach
1996-98	Pawtucket	International	Pitching Coach
1999-2001	Boston	American	Bullpen Coach
2002	Omaha	Pacific Coast	Pitching Coach
2002-03	Kansas City	American	Pitching Coach

* served as the bullpen and pitching coach for the Red Sox in 2001



JOHN MIZEROCK

THIRD BASE COACH



13

Full Name:

John Joseph Mizerock

Bats/Throws:

Left/Right

Resides:

Punxsutawney, Pa.

Birthdate (Age):

Dec. 8, 1960 (43)

Birthplace:

Punxsutawney, Pa.

Named to Royals Staff:

Oct. 30, 2001

Coaching Career

- ▶ Mizerock begins his 13th year in the Royals organization, his 3rd at the Major League level...will spend his 2nd season as 3rd base coach after spending the 2002 campaign as bullpen coach.
- ▶ Also served as interim manager in 2002 from April 30-May 14...guided the Royals to a 5-8 record, including a 5-2 mark in his last 7 games.
- ▶ Joined the big league club after managing in the Royals farm system the previous 9 seasons (Omaha-AAA, 2000-2001; Wichita-AA, 1998-99; Wilmington-A, 1995-1997; Rockford-A, 1994; Eugene-Rookie, 1993)...began his coaching career in 1992 with Eugene.
- ▶ Compiled a 648-534 record during his 9 years as manager and led his clubs to 3 league title championship series, winning titles in 1999 and 1996 with Wichita and Wilmington, respectively.
- ▶ Was named Manager of the Year by *Baseball America* in 1999 after leading Wichita to the Texas League Championship... named Midwest League Manager of the Year in 1994 at Rockford (A).
- ▶ Led Wilmington to the best record in the Carolina League in 1995.

Playing Career

- ▶ Began his professional career as the No. 1 pick by the Houston Astros in 1979 of the June Free Agent Draft.
- ▶ Caught parts of 4 seasons in the big leagues, including 3 seasons with Houston and 1 with Atlanta.

Miscellaneous Notes

- ▶ Mizerock was the recipient of the Royals Dick Howser Award in 1996...the award is given annually to a player development department employee for outstanding contributions to the organization.
- ▶ Resides in Punxsutawney, Pa.

Mizerock's Playing Record

4-Yr Career	AVG.	G	AB	R	H	2B	3B	HR	RBI	BB	SO	SB
M.L. Totals	.186	103	231	24	43	9	2	2	24	38	42	0

Mizerock's Coaching Summary

Year	Club	League	Position
1992	Eugene	Northwest	Coach
1993	Eugene	Northwest	Manager
1994	Rockford	Midwest	Manager
1995-97	Wilmington	Carolina	Manager
1998-99	Wichita	Texas	Manager
2000-01	Omaha	Pacific Coast	Manager
2002	Kansas City	American	Bullpen Coach
2003	Kansas City	American	3rd Base Coach



JEFF PENTLAND

HITTING COACH



ROYALS 2004 MEDIA GUIDE

Full Name:

Jeffrey William Pentland

Bats/Throws:

Left/Left

Resides:

Tempe, Ariz.

Birthdate (Age):

Sept. 18, 1946 (57)

Birthplace:

Hollywood, Calif.

Married:

Susan

Children:

Katie and Josh

Named to Royals Staff:

Oct. 3, 2002

Coaching Career

- ▶ Pentland will begin his 2nd season with the Royals after being named hitting coach on Oct. 3, 2002.
- ▶ Under his direction, the Royals ranked 4th in the A.L. and 6th in the Majors with a .274 team batting average in 2003...KC also scored 836 runs, the 4th-most in club history, and hit 162 home runs, the most since hitting a club record 168 in 1987...the Royals led the Majors with a .304 average with runners in scoring position, the 6th-highest mark in Major League history.
- ▶ Joined the Royals after serving as hitting coach for the Chicago Cubs, a position he held since July 14, 1997...took over the position vacated by Tony Muser, who was named manager of the Kansas City Royals the week before...began the 1997 season as the Minor League Hitting Coordinator for the New York Mets.
- ▶ Spent the 1992-96 campaigns in the Florida Marlins organization...served as a scout (1992-93) and hitting coach at the Minor League level (1993-96) before joining the Major League club for the 2nd half of the 1996 season.
- ▶ Began his coaching career as an assistant at Mesa (Ariz.) Community College in 1971...was the JV coach at Arizona State University in 1973 before spending the 1973-74 academic year as the assistant athletic director at Wichita State University...then began a 9-year career as assistant coach at the University of California-Riverside, where the teams won a pair of national championships during his stay.

Playing Career

- ▶ Pentland played in the San Diego Minor League system from 1969-71, seeing time at 1st base, outfield, pitcher and catcher.
- ▶ Played under Don Zimmer at Salt Lake City (AAA) in 1970, batting .302 in 98 games and appearing in 20 games as a reliever...despite being left-handed, Pentland was used as a catcher in 15 games for Lodi (A) in 1971.

Miscellaneous Notes

- ▶ Pentland received both a Bachelor's degree and a Master's degree from Arizona State University...his baseball teammates at ASU included future big leaguers Reggie Jackson, Duffy Dyer and Gary Gentry...was a member of the 1967 national championship team and was inducted into the ASU Hall of Fame in October, 2002...other inductees included golfer Phil Mickelson.
- ▶ The list of future Major Leaguers he coached at the collegiate level includes Barry Bonds, Mike Devereaux, Pat Listach, Fernando Vina and Ken Landreaux.

Pentland's Coaching Summary

Year	Club	League	Position
1992-93	Florida	National	Scout
1993-94	Elmira	New York-Penn	Hitting Coach
1995-96	Portland	Eastern	Hitting Coach
1996	Florida	National	Hitting Coach
1997	New York Mets	National	Minors Hitting Coordinator
1997-2002	Chicago Cubs	National	Hitting Coach
2003	Kansas City	American	Hitting Coach



BRIAN POLDBERG

BULLPEN COACH



Full Name:
Brian John Poldberg

Bats/Throws:
Right/Right

Resides:
Carter Lake, Iowa

Birthdate (Age):
May 16, 1957 (46)

Birthplace:
Omaha, Neb.

Married:
Lori

Children:
Adam, Deric, John

Named to Royals Staff:
Sept. 30, 2003

Coaching Career

- ▶ Poldberg begins his 1st year as the Royals bullpen coach and his 17th year in the organization...was named to the Major League staff on Sept. 30, 2003.
- ▶ Spent the previous 7 seasons (1997-2003) as Minor League Catching Instructor for the Royals...also served as catching instructor in 1993.
- ▶ Began his coaching career with Class A Appleton in 1987 and managed the club for the 1988 and 1989 seasons.
- ▶ Continued to manage in the Royals Minor League system at Baseball City (A) in 1990, Memphis (AA) in 1992, Eugene (Short A) in 1994, Springfield (A) in 1995 and Lansing (A) in 1996.
- ▶ Spent the 1991 season as hitting coach for the club's Triple A affiliate in Omaha.

Playing Career

- ▶ Poldberg began his baseball career in 1980 in the New York Yankees organization...was named to the South Atlantic League All-Star Game in 1980 as a catcher for Greensboro ...then spent the 1981-82 campaigns with Nashville.
- ▶ Signed by the Royals on Feb. 9, 1983 and played catcher for Omaha (AAA) from 1983-85.

Miscellaneous Notes

- ▶ Poldberg was named the Dick Howser Award winner in 1998...the award recognizes outstanding contributions to the organization by a member of the player development department.
- ▶ Graduated from Thomas Jefferson (Council Bluffs, Iowa) High in 1975...attended Wayne (Neb.) State College and Fort Hays (Kan.) University before graduating from Emporia (Kan.) State University with a Bachelor's degree in Business Administration.
- ▶ Set an Emporia record by hitting .396 in 46 games with 11 doubles, 3 home runs and 38 RBI to help the Hornets to the NAIA District 10 championship.

Poldberg's Coaching Summary			
Year	Club	League	Position
1987	Appleton	Midwest	Coach
1988-89	Appleton	Midwest	Manager
1990	Baseball City	Florida State	Manager
1991	Omaha	American Association	Hitting Coach
1992	Memphis	Southern	Manager
1993	Kansas City	American	Minors Catching Instructor
1994	Eugene	Northwest	Manager
1995	Springfield	Midwest	Manager
1996	Lansing	Midwest	Manager
1997-2003	Kansas City	American	Minors Catching Instructor



44

BOB SCHAEFER

BENCH COACH

**Full Name:**

Robert W. Schaefer

Resides:

Ft. Myers, Fla.

Birthdate (Age):

May 22, 1944 (59)

Birthplace:

Putnam, Conn.

Married:

Betty

Children:

Lori and Jamie

Named to Royals Staff:

Oct. 30, 2001

Coaching Career

- ▶ Schaefer returns for his 3rd season as Royals bench coach...was named to the staff on Oct. 30, 2001 after spending the previous 3 seasons in Baltimore as the Special Assistant to the General Manager.
- ▶ Returned to the organization after managing Double-A Memphis in 1987, serving as the Royals 1st base coach from 1988-90, the bench coach and interim manager in 1991 and a Special Assignment Scout in 1992.
- ▶ Was a Special Assignment Scout with Boston in 1993 and was the Director of Player Development for the Red Sox from 1994 to 1998.
- ▶ Has 7 seasons of managerial experience, managing in the New York Yankees Minor League system in 1980 and 1981...won 2 pennants and 2 manager-of-the-year awards at Class-A Greensboro.
- ▶ Served with the New York Mets organization in 1982 and led Triple-A Tidewater to the International League championship in 1985...was named the Eastern League's Manager of the Year in 1986.

Playing Career

- ▶ Schaefer was selected by St. Louis in the 1966 June Free Agent Draft...spent 3 seasons in the Cardinals organization as a shortstop (1966-68).

Miscellaneous Notes

- ▶ Schaefer is officially 1-0 as a Major League manager, serving as interim manager for the Royals in 1991 between the release of John Wathan and the hiring of Hal McRae.
- ▶ Graduated from Norwalk (Conn.) High School in 1962... graduated from the University of Connecticut in 1967 with a Bachelor's degree...later returned to UConn to get a Master's

Schaefer's Coaching Summary			
Year	Club	League	Position
1973	Phillies	Minor League	Coach
1980-81	Greensboro	South Atlantic	Manager
1982	Tidewater	International	Coach
1983	Jackson	Texas	Manager
1984-85	Tidewater	International	Manager
1986	Glenn Falls	Eastern	Manager
1987	Memphis	Southern	Manager
1988-90	Kansas City	American	1st Base Coach
1991	Kansas City	American	Bench Coach
1992	Kansas City	American	Special Assignment Scout
1993	Boston	American	Special Assignment Scout
1994-98	Boston	American	Director-Player Development
1999-01	Baltimore	American	Special Assistant
2002-03	Kansas City	American	Bench Coach



LUIS SILVERIO

FIRST BASE COACH



17

Full Name:

Luis Pascual Silverio

Bats/Throws:

Right/Right

Resides:

Santiago, DR

Birthdate (Age):

Oct. 23, 1956 (47)

Birthplace:

Villa Gonzalez, DR

Married:

Yenny

Children:

Jennifer, Alison, Louis, Luis Jr. and Julia Luisa

Named to Royals Staff:

Oct. 3, 2002

Coaching Career

- ▶ Silverio is in his 30th year in the Royals organization and his 2nd as coach at the Major League level...was named to the staff on Oct. 3, 2002.
- ▶ Spent the previous 3 years as Coordinator of Dominican Republic Operations, as well as serving as the Minor League Outfield Instructor from 2000-01.
- ▶ Also served as general manager for the Royals Dominican League affiliate in Salcedo from 1990-2002...has served as a scout for the organization throughout his career.
- ▶ Worked as the club's Latin American Coordinator from 1993-99, overseeing the Royals player development operations and scouting in the Dominican Republic and Panama.
- ▶ Began his coaching career in 1983 at Fort Myers and also coached at Charleston in 1984 and Sarasota in 1985...managed for 4 seasons in the Royals Minor League system at Sarasota (1986-87) and Baseball City (1988-89).
- ▶ Was named as the Gulf Coast League's Manager of the Year in 1987 after leading Sarasota to a 40-23 record and the South Division title.

Playing Career

- ▶ Silverio was originally signed as a non-drafted free agent by the Royals on Nov. 12, 1973 and played in the Minor League system until 1982...was named to the Gulf Coast League All-Star team in 1975.
- ▶ Made his Major League debut with the Royals in September, 1978...hit .545 in 8 games.

Miscellaneous Notes

- ▶ Silverio is a 2-time recipient of the Ewing M. Kauffman Award in 1994 and 2000...the honor recognizes a scouting department employee for outstanding contributions to the organization...

Silverio's Playing Record

1-Yr Career	AVG.	G	AB	R	H	2B	3B	HR	RBI	BB	SO	SB
M.L. Totals	.545	8	11	7	6	2	1	0	3	2	3	1

Silverio's Coaching Summary

Year	Club	League	Position
1983	Fort Myers	Florida Instructional	Coach
1984	Charleston	South Atlantic	Coach
1985	Sarasota	Florida Instructional	Coach
1986-87	Sarasota	Gulf Coast	Manager
1988-89	Baseball City	Florida State	Manager
1990-02	Salcedo	Dominican Republic	General Manager
1993-99	Kansas City	American	Latin Am. Coordinator
2000-02	Kansas City	American	Coordinator DR Operations
2003	Kansas City	American	1st Base Coach

Coaches' Playing Stats



John Cumberland's Playing Record

YEAR	CLUB	W-L	ERA	G	GS	CG	SV	IP	H	R	ER	BB	SO
1966	Eugene	4-1	4.91	17	2	0	0	33.0	19	23	18	31	43
1967	Syracuse	4-5	4.07	28	16	4	0	104.0	106	57	47	36	71
1968	Syracuse	10-7	3.26	25	22	7	0	138.0	136	59	50	33	81
	NEW YORK (AL)	1-0	9.00	1	0	0	0	2.0	3	4	2	1	1
1969	Syracuse	12-8	3.92	23	21	6	0	140.0	149	72	61	48	68
	NEW YORK (AL)	0-0	4.50	2	0	0	0	4.0	3	2	2	4	0
1970	NEW YORK (AL)	3-4	3.94	15	8	1	0	64.0	62	31	28	15	38
	Phoenix	0-3	4.71	7	7	0	0	42.0	53	27	22	12	19
	SAN FRANCISCO	2-0	0.82	7	0	0	0	11.0	6	3	1	4	6
1971	SAN FRANCISCO	9-6	2.92	45	21	5	2	185.0	153	66	60	55	65
1972	SAN FRANCISCO	0-4	8.64	9	6	0	0	25.0	38	29	24	7	8
	ST. LOUIS	1-1	6.65	14	1	0	0	21.2	23	17	16	7	7
1974	CALIFORNIA	0-1	3.74	17	0	0	0	22.0	24	9	9	10	12
Major League Totals		15-16	3.82	110	36	6	2	334.2	312	161	142	103	137
Minor League Totals		30-24	3.90	100	68	17	0	457.0	463	238	198	160	282

John Mizerock's Playing Record

YEAR	CLUB	AVG.	G	AB	R	H	2B	3B	HR	RBI	BB	SO	SB	
1979	Daytona Beach	.257	53	152	13	39	6	1	3	12	27	23	1	
1980	Daytona Beach	.221	99	299	37	66	11	1	2	39	47	52	2	
1981	Daytona Beach	.220	92	304	36	67	11	0	1	42	41	42	3	
	Columbus	.229	11	35	6	8	2	0	0	2	4	8	0	
1982	Columbus	.229	128	420	46	96	14	1	12	48	50	73	1	
1983	Tucson	.261	53	176	18	46	12	2	5	31	20	29	1	
	HOUSTON	.153	33	85	8	13	4	1	1	10	12	15	0	
1984	Columbus	.238	61	216	19	43	7	0	4	23	32	19	0	
	HOUSTON	(Did not play)												
1985	Tucson	.211	75	223	24	47	11	1	1	19	32	28	0	
	HOUSTON	.237	15	38	6	9	4	0	0	6	2	8	0	
1986	HOUSTON	.185	44	81	9	15	1	1	1	6	24	16	0	
	Tucson	.161	20	56	2	9	3	0	0	5	5	8	0	
1987	Richmond	.278	90	277	21	77	20	0	2	30	28	38	3	
1988	Richmond	.218	88	238	21	52	7	0	4	29	18	30	0	
1989	Richmond	.224	112	352	36	79	11	2	2	35	36	35	1	
1989	ATLANTA	.222	11	27	1	6	0	0	0	2	0	3	0	
Major League Totals		.186	103	231	24	43	9	2	2	24	60	66	0	
Minor League Totals		.229	882	2748	279	629	115	8	36	315	340	385	12	

Jeff Pentland's Playing Record

YEAR	CLUB	W-L	ERA	G	GS	CG	SV	IP	H	R	ER	BB	SO
1969	Elmira	0-1	0.47	5	1	1	0	19.0	14	4	1	6	12
1970	Salt Lake City	0-0	5.74	20	0	0	0	47.0	59	34	30	17	28
1971	Lodi	0-0	0.00	4	0	0	0	7.0	4	0	0	1	4
Minor League Totals		0-1	3.82	29	1	1	0	73.0	77	38	31	24	44

YEAR	CLUB	AVG.	G	AB	R	H	2B	3B	HR	RBI	BB	SO	SB
1969	Elmira	.248	142	476	54	118	20	2	6	50	68	47	2
1970	Salt Lake City	.302	98	212	22	64	11	0	1	27	31	26	0
1971	Lodi	.272	112	349	52	95	22	1	9	69	65	42	1
Minor League Totals		.267	352	1037	128	277	53	3	16	146	164	115	3

Brian Poldberg's Playing Record

YEAR	CLUB	AVG.	G	AB	R	H	2B	3B	HR	RBI	BB	SO	SB
1980	Greensboro	.292	95	308	39	90	19	1	3	43	32	33	9
1981	Nashville	.211	57	152	16	32	5	2	1	22	16	14	0
1982	Nashville	.229	49	140	18	32	5	0	5	17	24	20	1
1983	Omaha	.194	64	180	17	35	6	0	6	18	26	30	0
1984	Omaha	.219	73	201	17	44	4	1	0	17	23	31	1
1985	Omaha	.140	42	107	9	15	1	0	0	7	22	11	2
Minor League Totals		.228	380	1088	116	248	40	4	15	124	143	139	13

Coaches' Playing Stats

Bob Schaefer's Playing Record

YEAR	CLUB	AVG.	G	AB	R	H	2B	3B	HR	RBI	BB	SO	SB
1966	Sarasota	.455	3	11	4	5	0	2	0	1	0	4	0
	Rock Hill	.232	43	155	14	36	5	0	2	11	25	41	0
1967	Cedar Rapids	.205	93	293	32	60	8	1	4	22	44	61	4
1968	Modesto	.232	39	142	25	33	4	1	1	7	21	28	1
	Cedar Rapids	.255	58	192	33	49	6	5	5	27	31	29	4
Minor League Totals		.231	236	793	108	183	23	9	12	68	121	163	9

Luis Silverio's Playing Record

YEAR	CLUB	AVG.	G	AB	R	H	2B	3B	HR	RBI	BB	SO	SB
1974	Sarasota	.299	48	157	39	47	5	4	3	28	36	32	5
1975	Waterloo	.115	12	26	2	3	1	1	0	3	2	14	0
	Sarasota	.233	44	150	20	35	5	3	5	29	26	38	2
1976	Waterloo	.272	122	463	75	126	20	3	14	82	57	87	13
1977	Jacksonville	.239	108	352	59	84	17	4	7	43	43	81	42
1978	Omaha	.230	125	461	78	106	22	4	19	57	51	120	38
	KANSAS CITY	.545	8	11	7	6	2	1	0	3	2	3	1
1979	Sarasota	.286	5	14	2	4	3	0	0	0	2	4	0
1980	Omaha	.214	21	70	8	15	3	0	4	14	5	13	1
1981	Sarasota	.226	44	137	22	31	8	2	3	18	18	20	13
	Jacksonville	.245	19	53	5	13	3	0	1	6	11	14	6
1982	Omaha	.260	98	312	49	81	17	1	7	35	38	55	29
Major League Totals		.545	8	11	7	6	2	1	0	3	2	3	1
Minor League Totals		.248	641	2195	359	545	104	22	63	315	289	478	149





JEREMY AFFELDT

LEFT-HANDED PITCHER



48

Height, Weight:
6-4, 215

Bats/Throws:
Left/Left

Resides:
Medical Lake, Wash.

Birthdate (Age):
June 6, 1979 (24)

Birthplace:
Phoenix, Ariz.

Acquired:
Selected in 3rd round of
1997 June Free Agent Draft

Contract Status:
Signed through 2004

M.L. Service:
2 years

2003

- ▶ Made the Opening Day roster for the 2nd straight season ...started the 2nd game of the season on April 2 vs. Chicago after losing a coin flip for Opening Day honors to Rinelvys Hernandez...took a no decision in KC's 5-4 win (5.2 IP, 5 H, 2 ER).
- ▶ Posted a 7-6 record and a 3.93 ERA in his 2nd season at the Major League level...opened the season as a starter, but was moved to the bullpen after continued problems with blisters on his left middle finger.
- ▶ Posted a 6-5 record with a 4.39 ERA in 18 starts (94.1 IP, 46 ER, 29 BB, 63 SO), compared to a 1-1 mark, a 2.56 ERA and 4 saves in 18 relief appearances...held opponents to just a .193 average as a reliever.
- ▶ Gave up 6 ER and 7 hits in 1.0 inning as a reliever at Texas on Sept. 2...had a 1-0 mark and a 0.88 ERA (30.2 IP, 15 H, 3 ER, 34 SO) in his other 17 relief appearances...the Royals were 13-5 in games when Affeldt pitched out of the pen.
- ▶ Retired the 1st batter he faced in 15 of 18 relief appearances (83 percent)...stranded 6 of 11 inherited runners (55 percent).
- ▶ Held left-handers to a .223 average (25-112) and righties to a .272 mark (101-371) for the year.
- ▶ Earned 5 of his 7 wins away from Kauffman Stadium, going 5-3 with a 3.80 ERA (66.1 IP, 28 ER) on the road.
- ▶ Notched 3 of his wins against the Detroit Tigers...was 2-0 with 1 save and a 1.42 ERA (19.0 IP, 3 ER) against the Division Champion Minnesota Twins.
- ▶ Earned his 1st win of the season and his 1st as a Major League starter in Kansas City's 9-6 victory at Detroit on April 9...allowed 5 runs on 4 hits in 5.2 innings with 3 walks and 6 strikeouts.
- ▶ Pitched just 3.0 innings in Kansas City's 9-2 win over Detroit on April 19 before leaving the game due to a small blister on his left middle finger.
- ▶ Was placed on the 15-day D.L. on April 20 with a blister on his left middle finger...was activated on May 6 and started that night against the Boston Red Sox (4.0 IP, 5 H, 1 ER, 6 SO) in KC's 7-3 loss.
- ▶ Set a career high with 8 strikeouts and earned a 3-2 win at Minnesota on May 12, allowing 2 runs on 7 hits in 6.0 innings.
- ▶ Took a 5-1 loss to Seattle on May 22 despite allowing just 3 runs on 9 hits in 7.0 innings.
- ▶ Took a 5-2 loss to Seattle on May 28, tying a season high with 5 runs allowed in 6.0 innings (also April 9).
- ▶ Allowed 3 runs or less in 7 of his 1st 8 starts of the season.
- ▶ Lasted just 3.0 innings at Colorado on June 8...missed his next start with a blister on his left middle finger.

Affeldt's Career Bests

Season:	
Wins	7 2003
ERA	3.93 2003
SV	4 2003
IP	126.0 2003
SO	98 2003
Win Streak	2 2x

Game Highs:

IP
7.0 - 3 times
Last: vs. Det, 7/3/03

Low Hit
3 - at Chi (AL), 6/3/02 (7 IP)
SO
8 - at Min, 5/12/03

ROYALS PITCHER JEREMY AFFELDT



- ▶ Earned a 5-2 win at St. Louis on June 22 (6.2 IP, 7 H, 2 ER) for his 1st victory since May 12.
- ▶ Collected his 1st career victory as a starter at Kauffman Stadium with a 3-2 win over Detroit on July 3 (7.0 IP, 5 H, 2 ER).
- ▶ Posted a 2-1 record with 4 saves and a 2.20 ERA (41.0 IP, 10 ER) in 19 games after the All-Star Break...was 5-5 with a 4.76 ERA in 16 starts and 17 appearances before the All-Star Break (85.0 IP, 98 H, 48 R, 45 ER).
- ▶ Started vs. Seattle on July 18 but left the game for precautionary reasons in the 6th inning after showing the early stages of a blister underneath the fingernail of his left middle finger...allowed just 1 ER on 3 hits, 1 walk, 1 HR and 2 strikeouts in 5.1 innings.
- ▶ Earned an 8-3 win at Minnesota on July 23 after pitching 5.0 scoreless innings (3 H, 2 BB, 5 SO) but left due to a recurring blister problem.
- ▶ Was then moved to the bullpen and pitched 2.1 innings of relief in KC's 15-4 loss to Chicago on July 30...allowed solo homers to Magglio Ordonez and Jose Valentin.
- ▶ Earned his 1st professional save in Kansas City's 2-0 shutout win over Tampa Bay on Aug. 3...pitched a scoreless 8th and 9th, retiring all 6 batters he faced with 3 strikeouts.
- ▶ Pitched 2.2 scoreless innings at New York on Aug. 20, his longest relief outing of the season (2 H, 1 BB, 4 SO).
- ▶ Collected his 2nd big league save in KC's 3-2 win at Minnesota on Aug. 22 (2.1 IP, 4 SO, 1 WP)...entered the game with 2 on and 2 out in the 7th and stranded both runners.
- ▶ Put together a streak of 7-straight scoreless outings from Aug. 10-28, allowing just 5 hits and 4 walks with 18 strikeouts in 11.0 innings.

2002

- ▶ Opened the 2002 season on the Major League roster for the 1st time in his career...made his Major League debut vs. Chicago on April 6 out of the bullpen and struck out Kenny Lofton in his 1st big league matchup (2.0 IP, 3 H, 1 ER).
- ▶ Pitched in 34 games, 7 starts...went 3-4 with a 4.64 ERA in 77.2 innings...struck out 67 batters for an average of 7.8 strikeouts per 9 innings.
- ▶ Opened the season in the bullpen by making 7 relief appearances...was moved to the starting rotation on May 3...had a 2.60 ERA (17.1 IP, 5 ER) in his 1st 7 outings.
- ▶ Earned his 1st Major League win in his 6th career outing on April 24 vs. Detroit, 8-2...retired 11 of the 12 batters he faced in relief, allowing just 1 walk in the 7th inning.
- ▶ Made his 1st big league start at Baltimore on May 3...allowed 4 hits and a solo home run to Marty Cordova and left with a 2-1 lead (4.0 IP, 4 H, 1 ER) in KC's 4-3 loss.
- ▶ Became the 20th-youngest pitcher to start for the Royals at 22 years, 11 months and 27 days and the youngest since Chris George made his 1st start in 2001 at 21 years, 10 months and 10 days.
- ▶ Placed on the 15-day D.L. on June 18 (retroactive to June 9) and missed 50 games with a split fingernail on his left hand...was reinstated from the D.L. on Aug. 1.
- ▶ Pitched out of the bullpen after returning from the D.L., making 20 relief appearances...posted a 2-0 record with a 4.94 ERA (27.1 IP, 15 ER) in his final 20 outings.
- ▶ Compiled a 2.63 ERA in 18 road games (41.0 IP, 12 ER) compared to a 6.87 ERA at Kauffman Stadium (36.2 IP, 28 ER)...ranked 9th among A.L. rookie pitchers with 67 strikeouts.

Minor League Notes

- ▶ Set a career high in wins for Wichita (AA) in 2001, going 10-6 with a 3.90 ERA in 25 starts...finished 3rd on the club in innings pitched (145.1) and 2nd in strikeouts (128).
- ▶ Selected to participate in the Texas League All-Star Game in 2001...was also named to the postseason All-Star team...named to the 2001 Arizona Fall League Top-Prospect Team after posting a 3-0 record with a 7.25 ERA in 10 games (22.1 IP, 18 ER).
- ▶ Spent the 2000 season with the Wilmington Blue Rocks (A), going 5-15 with a 4.09 ERA in 27 games (26 starts)...led the Royals organization and the Carolina League in losses.
- ▶ Spent the entire 1999 campaign with Charleston (A) of the South Atlantic League, posting a 7-7 mark with a 3.83 ERA in 27 games.
- ▶ Led the Alley Cats in starts (24) and innings pitched (143.1)...threw 2 complete games and notched the 1st shutout of his professional career...tied for 2nd on the team with 7 wins on the season.
- ▶ Finished 4th in the Gulf Coast League with 67 strikeouts during the 1998 campaign.
- ▶ Was selected in the 3rd round of the 1997 June Free Agent Draft...signed by Jeff McKay and Greg Smith.

Miscellaneous Notes

- ▶ **Jeremy David Affeldt** is married...wife's name is Larisa...graduated from Northwest Christian (Wash.) High in 1997.
- ▶ Created the Jeremy Affeldt Foundation to benefit youth groups across the country...Larisa co-chaired the 22nd Annual Royals Wives Food Drive to generate more than 12,000 pounds of food...was selected by his teammates to be nominated for the MLBPA's Marvin Miller Man of the Year Award for inspirational community involvement.
- ▶ Had half of the fingernail from his left middle finger permanently removed following the 2003 season to help prevent continued blister problems.

Affeldt's Career Statistics

Year	Club	W-L	ERA	G	GS	CG	SHO	SV	IP	H	R	ER	HR	HB	BB	SO	WP	BK
1997	Gulf Coast	2-0	4.50	10	9	0	0	0	40.0	34	24	20	3	5	21	36	4	2
1998	Gulf Coast	4-3	2.89	12	9	0	0	0	56.0	50	24	18	1	8	24	67	7	0
	Lansing	0-3	9.53	6	3	0	0	0	17.0	27	21	18	1	0	12	8	2	0
1999	Charleston	7-7	3.83	27	24	2	1	0	143.1	140	78	61	4	8	80	111	14	4
2000	Wilmington	5-15*	4.09	27	26	0	0	0	147.1	158	87	67	7	10	99	92	17	1
2001	Wichita	10-6	3.90	25	25	0	0	0	145.1	153	74	63	9	10	46	128	3	1
2002	KANSAS CITY	3-4	4.64	34	7	0	0	0	77.2	85	41	40	8	3	37	67	2	2
	Wichita	0-0	1.50	3	3	0	0	0	6.0	1	1	1	0	1	3	3	5	0
2003	KANSAS CITY	7-6	3.93	36	18	0	0	4	126.0	126	58	55	12	5	38	98	2	2
	Minor League Totals	28-34	4.02	110	99	2	1	0	555.0	563	309	248	25	42	245	445	49	8
	Major League Totals	10-10	4.20	70	25	0	0	4	203.2	211	99	95	20	8	75	165	7	4

* - Led League

1997 Selected by the Royals in the 3rd round of the June Free Agent Draft...signed by Jeff McKay and Greg Smith.

Affeldt's Career Fielding

POSITION	PCT.	G	PO	A	E	TC	DP
Pitcher	.932	70	8	33	3	44	3

Affeldt's M.L. Batting Totals

	AVG.	AB	H	HR	RBI
M.L. Totals	.333	6	2	0	2

Affeldt's 2003 and Career Breakdown

vs. American League	2003								CAREER							
	W-L	S	ERA	G	IP	H	ER	W-L	S	ERA	G	IP	H	ER		
vs. Anaheim	0-1	-	5.63	2	8.0	9	5	0-2	1	8.25	3	12.0	19	11		
Baltimore	-	-	-	-	-	-	-	0-0	0	2.57	2	7.0	8	2		
Boston	0-1	0	2.25	1	4.0	5	1	0-1	0	2.00	3	9.0	11	2		
Chicago	0-0	0	4.09	4	11.0	13	5	0-1	0	5.32	7	22.0	22	13		
Cleveland	1-0	1	1.74	3	10.1	5	2	1-0	1	3.66	7	19.2	20	8		
Detroit	3-0	0	4.12	5	19.2	15	9	4-0	0	3.46	9	26.0	18	10		
Minnesota	2-0	1	1.42	5	19.0	15	3	2-1	1	1.57	11	34.1	25	6		
New York	0-0	0	0.00	2	4.2	3	0	0-0	0	3.68	5	7.1	7	3		
Oakland	-	-	-	-	-	-	-	0-0	0	3.86	3	4.2	4	2		
Seattle	0-2	0	4.42	3	18.1	20	9	1-2	0	4.15	5	21.2	24	10		
Tampa Bay	0-0	1	0.00	2	3.0	1	0	0-0	1	1.23	4	7.1	5	1		
Texas	0-1	0	12.46	4	4.1	8	6	0-1	0	12.46	4	4.1	8	6		
Toronto	0-0	0	4.50	1	6.0	8	3	1-0	0	3.68	2	7.1	9	3		
vs. National League	W-L	S	ERA	G	IP	H	ER	W-L	S	ERA	G	IP	H	ER		
vs. Colorado	0-0	0	6.00	1	3.0	5	2	0-0	0	6.00	1	3.0	5	2		
Los Angeles	0-0	0	0.00	1	5.0	6	0	0-0	0	0.00	1	5.0	6	0		
St. Louis	1-1	0	9.31	2	9.2	13	10	1-2	0	11.08	3	13.0	20	16		
Monthly	W-L	S	ERA	G	IP	H	ER	W-L	S	ERA	G	IP	H	ER		
March/April	2-0	0	5.12	4	19.1	18	11	3-0	0	3.93	11	36.2	35	16		
May	1-3	0	4.34	5	29.0	37	14	1-5	0	4.53	10	51.2	65	26		
June	1-1	0	5.16	5	22.2	29	13	1-3	0	5.73	7	33.0	39	21		
July	2-1	0	3.38	6	26.2	25	10	2-1	0	3.38	6	26.2	25	10		
August	0-0	2	0.60	9	15.0	8	1	2-0	2	2.25	20	32.2	27	8		
September/October	1-1	2	4.05	7	13.1	9	6	1-1	2	5.32	16	23.2	20	14		
Situational Pitching	W-L	S	ERA	G	IP	H	ER	W-L	S	ERA	G	IP	H	ER		
Home	2-3	2	4.07	18	59.2	38	27	3-5	2	5.14	34	96.1	110	55		
Road	5-3	2	3.80	18	66.1	68	28	7-5	2	3.35	36	107.1	101	40		
Before ASG	5-5	0	4.76	17	85.0	98	45	6-9	0	4.66	31	135.1	153	70		
After ASG	2-1	4	2.20	19	41.0	28	10	4-1	4	3.29	39	68.1	58	25		
Starter	6-5	-	4.39	18	94.1	104	46	6-9	-	4.66	25	127.1	142	66		
Reliever	1-1	4	2.56	18	31.2	22	9	4-1	4	3.42	45	76.1	69	29		

Affeldt's Career by Ballpark

Ballpark	W-L	S	ERA	G	IP	ER	Ballpark	W-L	S	ERA	G	IP	ER
Edison Field	0-1	1	5.63	2	8.0	5	Network, Associates	0-0	0	0.00	2	2.2	0
Camden Yards	0-0	0	2.25	1	4.0	1	Safeco Field	1-1	0	4.00	2	9.0	4
Fenway Park	0-0	0	0.00	1	2.9	9	Tropicana Field	0-0	0	0.00	2	3.2	0
U.S. Cellular Field	0-0	0	3.00	2	9.0	3	Ballpark in Arlington	0-1	0	27.00	2	2.0	6
Jacobs Field	1-1	0	4.32	5	16.2	8	Skydome	1-0	0	0.00	1	1.1	0
Comerica Park	1-0	0	5.59	4	9.2	6	Coors Field	0-0	0	6.00	1	3.0	2
Kauffman Stadium	3-5	2	5.14	34	96.1	55	Dodger Stadium	0-0	0	0.00	1	5.0	0
Metrodome	2-1	1	1.29	7	21.0	3	Busch Stadium	1-0	0	2.70	1	6.2	2
Yankee Stadium	0-0	0	0.00	2	3.2	0							



19

BRIAN ANDERSON

LEFT-HANDED PITCHER



Height, Weight:
6-1, 185

Bats/Throws:
Right/Left

Resides:
Bratenahl, Ohio

Birthdate:
April 26, 1972 (31)

Birthplace:
Portsmouth, Va.

Acquired:
Obtained from Cleveland along with a player to be named later in exchange for Trey Dyson and Kieran Mattison, Aug. 25, 2003

Contract Status:
Signed through 2005

M.L. Service:
8 years, 152 days

Career Notes

- ▶ Is entering his 12th Major League season after breaking into the big leagues in 1993 at the age of 20.
- ▶ Is coming off one of the best seasons of his career, winning a career-high 14 games and posting a 3.78 ERA.
- ▶ Has made 11 postseason appearances (Cleveland and Arizona), posting a 2-1 record, with 1 save and a 2.43 ERA in 29.2 innings.
- ▶ His postseason totals include a 2-0 mark in LCS play and 4 World Series appearances.
- ▶ Ranks 19th among active left-handed pitchers with 75 career wins.
- ▶ Owns a 22-4 career record with a 3.86 ERA in 36 career games against the A.L. Central, including 4-1 vs. KC.

2003

- ▶ Was acquired by Kansas City from Cleveland on Aug. 25 along with a player to be named later and cash in exchange for Minor Leaguers Trey Dyson and Kieran Mattison.
- ▶ Joined the Royals after compiling a 9-10 record with a 3.71 ERA in 25 games (24 starts) for the Indians...allowed 88 runs (61 ER) on 162 hits in 148.0 innings with 32 walks and 72 strikeouts.
- ▶ Was impressive during his stint as a Royal, compiling a 5-1 record and a 3.99 ERA in 7 starts for KC...allowed 50 hits and 22 ER in 49.2 innings of work.
- ▶ Posted a combined record of 14-11 with a 3.78 ERA between Cleveland and Kansas City...his 14 wins were a career-high, while his 197.2 innings pitched fell 2.2 innings short of his 3rd career 200-inning season and his 1st since 2000 (213.1) with Arizona.
- ▶ Finished the season with a 4-game winning streak, going 4-0 in 5 starts during the month of September.
- ▶ Was named the Royals Pitcher of the Month for September after leading the team in wins with his 4-0 mark.
- ▶ Led the Majors with 27 unearned runs allowed...all 27 unearned runs came with the Indians...Chicago's Mark Buehrle finished second with 18 unearned runs allowed.
- ▶ Posted a combined record of 11-3 with a 3.40 ERA (108.2 IP, 41 ER) against Central Division

Anderson's Career Bests

Season:		
Wins	14	2003
ERA	3.71	2002
IP	213.1	2000
Win Streak	6	1999

Game Highs:

IP	9 – 7 times
	Last: at Chi (AL), 9/20/03
Low Hit	3 – 3 times
	Last: vs. Chi (AL), 8/17/99
SO	11 – vs SD, 7/28/02

teams, including 1-1 with a 5.23 ERA against the Royals as a member of the Tribe.

- ▶ Logged a 5-1 record and a 2.77 ERA in 6 starts against the Chicago White Sox...was his most wins against any team in 2003.
- ▶ During his stint as a Royal he was 3-0 in 3 road starts with an impressive 1.78 ERA (25.1 IP, 5 ER), compared to a 2-1 mark and a 6.29 ERA (24.1 IP, 17 ER) at Kauffman Stadium.
- ▶ Tossed a pair of complete games for KC after not throwing a complete game since 2001 with Arizona...earned a 5-0 complete game shutout victory at Anaheim on Sept. 5...allowed just 7 hits in 9.0 innings...earned a CG victory against the White Sox at U.S. Cellular Field on Sept. 20 after holding Chicago to 5 hits and 1 run in 9.0 innings (2 BB, 2 SO).
- ▶ Opened the season with a 3-5 record and a 4.86 ERA after his 5-3 loss at Arizona on June 7...rebounded by posting an 11-6 mark down the stretch, allowing just 47 earned runs in 131.0 innings for a 3.23 ERA.



2002

- ▶ Posted a 6-11 record and a 4.79 ERA in 35 games, including 24 starts for the Arizona Diamondbacks...threw 156.0 innings, allowing 174 hits, 83 earned runs and 23 home runs.
- ▶ Saw his season come to an abrupt halt on Sept. 21 at Colorado when he suffered an injury to his left foot...was hit by a Ben Petrick line drive in the third inning at Coors Field causing an incomplete fracture of his fifth metatarsal and was not on Arizona's postseason roster.
- ▶ Opened the year with an 0-5 mark spanning 15 outings, 8 of which were starts (5.08 ERA)...his season-ending record of 6-11 was a bit deceptive, as he left 5 games with a lead only to see it disappear after his departure, including a 6-3 advantage in his final start at the time of the broken foot.
- ▶ Opened the season in the D-Back starting rotation, working 3 times and losing once before going to the pen for 6 consecutive relief appearances...broke into the win column on June 5, tossing an inning of relief at home against Houston and earning a 5-4 victory in the 13-inning affair.
- ▶ Snapped a stretch of 17 consecutive winless starts with a 6-3 victory at home over Baltimore on June 18, his first win in that role since July 22, 2001...during the stretch, he was 0-8 with 9 no decisions.
- ▶ His win over the Orioles started a 4-1 stretch in 5 starts, highlighted by his first 3-game winning streak since the 1998 season...the streak began with a 4-2 decision over the Tribe on June 29 (7.1 IP, 2 ER)...also defeated the Giants and Dodgers on July 4 and July 13.
- ▶ Followed his winning streak with 4 consecutive no-decisions from July 28-Aug. 3, the last 3 of which he left with a lead, but the bullpen could not hold though the D-Backs eventually wound up with wins.
- ▶ Struck out a career-high 11 batters vs. San Diego on July 28 (2 ER, 5 H) in an 8.0 inning performance only to earn a no decision...picked off 8 runners to match his 2001 totals.

2001

- ▶ Had a tough regular season, finishing with a 4-9 mark and 5.20 ERA while twice going on the D.L...closed the year in a relief role with his last 6 outings coming out of the pen.

- ▶ Suffered his 1st disabling injury 2 days before his 3rd scheduled start when he awoke on the morning of April 20 with a low back strain...had been bothered since his final Spring Training tune-up with an injury to his left thumb, the result of a line drive from Glenallen Hill in an exhibition game against Anaheim on March 31.
- ▶ Broke into the win column on May 17 at Cincinnati with a 7-2 triumph...the game featured a 2-hour, 53-minute rain delay, with Anderson working 3.0 innings prior to the delay, then returning for 3.0 shutout frames once play resumed.
- ▶ Tossed 6.1 shutout innings on June 2 vs. San Diego before leaving with a left groin strain...was placed on the D.L. for the 2nd time...was reactivated for a start on July 1.
- ▶ Snapped a 2-month victory drought in San Francisco on July 22 with 8.0 innings in a 12-4 victory...it was Anderson's last win until Oct. 4, going 0-3 in a 6-start stretch that resulted in a move from the rotation to the bullpen after a loss in Philadelphia on Aug. 24.
- ▶ Made 4 postseason appearances for the Diamondbacks, working 3 times in relief before incurring a tough 2-1 loss as the starter in Game 3 of the World Series against Roger Clemens and the Yankees.
- ▶ Anderson allowed 2 runs on 5 hits over 5.1 innings in the Bronx, finishing with 107 pitches in his longest outing since working 6.0 frames on Aug. 31.
- ▶ Earned the opportunity to start in the Fall Classic after an outstanding relief performance in Game 4 of the NLCS in Atlanta, posting an 11-4 win to give the D-Backs a 3-1 lead in the series.
- ▶ Entered in relief of Albie Lopez and worked 3.1 innings allowing a run on 4 hits for his 1st postseason victory since Oct. 15, 1997, in the ALCS with Cleveland over Baltimore.
- ▶ Was 1-1 with a 2.84 ERA in 4 postseason appearances (1GS, 12.2IP, 12 H, 4 ER).

2000

- ▶ Opened the year going 5-0 through 10 starts to extend his personal winning streak to 11 straight dating back to July 24, 1999...in that span he was the starting pitcher in 17 consecutive Arizona victories tying the Yankees' Whitey Ford (1961) for the 3rd-longest streak in the post-expansion era (since 1961) according to the Elias Sports Bureau...only Tom Filer (1982-88 with the Cubs, Blue Jays and Brewers) and Chuck Finley (1997-98 with Anaheim) had longer streaks.
- ▶ Finished second in the N.L. for fewest walks per 9 innings with a 1.6 mark...led the staff with 10 pickoff/caught stealing, tying Al Leiter and John Halama for the Major League lead.
- ▶ Finished with 14 no decisions, tops among all N.L. starting pitchers.

1999

- ▶ Opened the season in the pen and was 0-1 with a save in his first 8 appearances, allowing 11 earned runs in 10.1 innings (9.58 ERA)...the save was the 1st regular season save of his career, working the final 3.1 innings vs. the Giants on April 16.
- ▶ Was optioned to AAA on May 8, made a pair of starts, then returned to the big league club 12 days later to replace the injured Todd Stottlemyre in the rotation...Brian tossed a 3-hitter in a 4-0 win at home over the Cubs on Aug. 17, his 2nd career shutout.
- ▶ Closed the year with a career-high 6-game winning streak and a 2.09 ERA, spanning 13 appearances (9 starts)...also contributed with the long ball, hitting the 1st of his Major league career on Aug. 4 at home, taking Mark Gardner deep.
- ▶ Made his only postseason appearance of 1999 in the 4th game of the NLCS against the Mets, tossing 7.0 outstanding innings in Shea Stadium on Oct. 9 (7 H, 2 ER).

1998

- ▶ Was selected with the 2nd overall pick (Arizona's 1st) in the 1st round of the expansion draft Nov. 18, 1997 by the Diamondbacks.
- ▶ Led the Majors by allowing just 1.0 walk per 9 innings, surrendering 24 freebies, besting Rick Reed and Jose Lima (1.2) in the N.L., and David Wells (1.2) in the A.L.
- ▶ Closed the year with 1 walk in his last 6 starts, featuring a streak of 156 consecutive batters faced between walks.

- ▶ Picked off 12 runners, tying Florida's Jesus Sanchez and Detroit's Justin Thompson for the Major League lead...tossed the 1st complete-game shutout of his career, a 3-hitter in Pittsburgh that resulted in a 1-0 decision on Sept. 3.
- ▶ Allowed 39 home runs, tying Colorado's Pedro Astacio for most in the Majors...was voted the initial winner of the team "Good Guy" Award by the Arizona chapter of the BBWAA.

1997

- ▶ Went 4-2 with a 4.69 ERA in 8 starts for Cleveland...posted a 7-1 record with a 3.05 ERA in 15 starts for Buffalo (AAA)...began the season in Buffalo after he was optioned on March 31.
- ▶ Was at the AAA level from the beginning of the season until his recall by Cleveland on June 11...struck out 7 batters and picked up his 1st Major League win of the season in his start vs. Cincinnati on June 17.
- ▶ Was placed on the 15-day D.L. on July 13 (retroactive to July 5) with tendonitis in his left shoulder, his 3rd career stint on the D.L. at the Major League level...was sent on a 30-day rehab assignment to AAA Buffalo on Aug. 3 and made 2 starts before being activated from the D.L. on Aug. 13 and optioned to AAA Buffalo.
- ▶ Spent the remainder of the AAA regular season and playoffs in Buffalo...posted a mark of 2-0 with a 3.31 ERA in the American Association playoffs for the A.A. Champion Buffalo Bisons (16.1 IP, 14 H, 6 ER, 0 BB, 15 SO).
- ▶ Was recalled on Sept. 12 after the American Association playoffs...made 3 starts after his recall...pitched on 3-days rest for 2nd time in his big league career on Sept. 19 (G2) at KC.
- ▶ Went 1-1 with a 5.74 ERA in 3 starts (15.2 IP, 19 H, 10 ER, 6 BB, 4 SO)...walked just 11 batters in 48.0 innings pitched (2.0 BB/9.0 IP), which would have finished 4th in the AL had he had the innings to qualify.
- ▶ Went a combined 1-0 in the postseason with a 1.80 ERA and a save in 5 relief appearances (10.0 IP, 3 H, 2 ER, 3 BB, 9 SO).
- ▶ Held the opposition to a .088 (3-34) average against in the postseason...was not active for the Division Series but was on the ALCS and World Series roster when Mike Hargrove went with an 11-man pitching staff...although not eligible at the start of postseason, he replaced the injured John Smiley on the playoff roster for the ALCS.
- ▶ Was the winning pitcher in the Tribe's 1-0, 11-inning win at Baltimore in Game 6 of the ALCS...pitched a scoreless 10th inning before Tony Fernandez' solo homer in the top of 11th inning put the Tribe ahead to give them their 2nd American League title in 3 years...picked up the 1st professional save of his career in Game 4 of the World Series in the Tribe's 10-3 win in relief of Jaret Wright (3.0 IP, 1 H, 0 R, 0 BB, 2 SO).

1996

- ▶ Was acquired by Cleveland from the California Angels in Spring Training in exchange for Jason Grimsley and Pep Harris and enjoyed a very productive season between AAA and the big leagues.
- ▶ Spent 3 stints at the big league level with the Tribe after beginning the season in AAA Buffalo after his option out of Spring Training on March 31.
- ▶ Made his Indians debut on May 18 vs. Texas...was optioned back to AAA on June 10...was in AAA from June 10 until making an emergency start for the Tribe on Aug. 4 vs. Baltimore (5.1 IP, 7 H, 1 R) in place of the injured Dennis Martinez.
- ▶ Recalled for the Aug. 4 start and notched his 1st win as an Indian and 1st since Aug. 1, 1995 vs. Seattle...his win was preserved by a great catch by Kenny Lofton off B.J. Surhoff in the 8th inning...was optioned back to Buffalo the next day (Aug. 5).
- ▶ Was recalled for a 3rd and final time on Sept. 8...spent the remainder of the season at the big league level...finished the AAA season for Buffalo with an 11-5 record and an ERA of 3.59 in 19 starts (128.0 IP, 125 H, 51 ER, 28 BB, 85 SO).
- ▶ Was named the LHP on the American Association Post-Season All-Star Team...his 3.59 ERA was the 6th-lowest mark among A.A. pitchers while his 11 wins finished tied for 4th.
- ▶ Was the winning pitcher in the Tribe's Central Division clincher on Sept. 17 in Chicago.



1995

- ▶ Began 2nd full season in the starting rotation...posted a 6-8 mark with a 5.87 ERA in 18 games (17 starts) for the Angels.
- ▶ Left May 5 outing vs. Seattle in the 4th inning due to a strained left biceps muscle...placed on the 15-day disabled list the next day...activated from 15-day D.L. on June 20...recorded 1st win of the season that night vs. KC (6.1 IP, 3 H, 1 ER).
- ▶ Won a career-best 5 consecutive starts between July 6-Aug. 1...compiled an ERA of 3.38 (42.2 IP, 16 ER) over that span.
- ▶ Completed 1st game of his career on July 22 vs. Detroit (9.0 IP, 6 H, 3 ER) in 13-3 Angels win.
- ▶ Lost a club-high 6 consecutive decisions between Aug. 6 and Sept. 5, including 5 straight starts beginning Aug. 16.
- ▶ Gave up 4 homers in the 2nd inning in a span of 8 pitches on the night Cal Ripken tied Lou Gehrig's record for consecutive games played...surrendered a club-high 24 homers.
- ▶ Posted a 1.62 ERA (16.2 IP, 3 ER) with Andy Allanson behind the plate.
- ▶ Played winter ball in Venezuela following the season.

1994

- ▶ Went 7-5 with a 5.22 ERA in 18 starts for California during his rookie season.
- ▶ Recalled from Vancouver on April 9, replacing Mark Langston, who was placed on the 15-day D.L. with bone chips in his elbow...started April 10 in Milwaukee, defeating the Brewers, 4-1, for his 1st Major League win...took a 3-hit shutout into the 9th before being relieved.
- ▶ Suffered a non-displaced fracture of his left thumb on May 6 vs. Oakland when a ground ball hit by Oakland's Geronimo Berroa struck the hand with 1 out in the 1st inning...was placed on D.L. the following day...was activated off D.L. on June 6.
- ▶ His 18 starts ranked most in the Majors among rookie pitchers as he was named *The Sporting News* A.L. Rookie Pitcher of the Year...his 7 wins ranked 2nd among A.L. rookies and most among Major League left-handed rookies...was tied for most balks in the league with 5 (Al Leiter).

1993

- ▶ Drafted by California in the 1st round (3rd overall) of the June Free Agent Draft after completing junior season at Wright State University (Dayton, OH)...signed on July 30.
- ▶ Initially assigned to the minor league complex in Mesa, Ariz., and joined AA Midland on Aug. 18...sent to AAA Vancouver on Aug. 31...had contract purchased from Vancouver, Sept. 7.
- ▶ Made his Major League debut on Sept. 10 at Toronto...made his 1st big league start on Sept. 30 at Minnesota, becoming the youngest Angels starter since Mike Witt in 1981 (20 years, 7 months, 27 days).

Miscellaneous Notes

- ▶ **Brian James Anderson** and his wife, Anna, reside in Moreland Hills, Ohio...graduated from Geneva High (Ohio) in 1990...parents, Jim and Janice, still reside in Geneva...lettered twice in basketball, 3 times in golf, and was a 4-year letterman in baseball at Geneva..."Brian Anderson Day" was held in Geneva on Nov. 7, 1996.
- ▶ In 3 seasons at Wright State University in Dayton, he compiled a career mark of 28-8 with 4 saves and a 2.23 ERA in 46 games (39 starts)...was selected as Mid-Continent Conference Pitcher and Player of the Year in 1992 after posting a 12-3 mark.
- ▶ Went 10-1 with a 1.14 ERA in 14 games (13 starts) in 1993...walked just 6 batters in 95.0 IP...was a 1st Team All-American according to Mizuno and *Baseball America* and was named to the GTE All-American Team.
- ▶ Was a finalist for the 1993 Golden Spike Award given to the nation's best collegiate player...was inducted into Wright State's Hall of Fame and had his number 34 retired, as well as earning the Distinguished Alumni Award.
- ▶ Despite his Ohio ties, Brian is a die-hard University of Nebraska football fan...participated in the 2004 Royals Caravan.
- ▶ Received the Steve Palermo Award from The Baseball Assistance Team for his courageous efforts, along with then teammate Carl Sadler, in apprehending a purse snatcher in 2003.



Anderson's Career Statistics

Year	Club	W-L	ERA	G	GS	CG	SHO	SV	IP	H	R	ER	HR	HB	BB	SO	WP	BK
1993	Midland	0-1	3.38	2	2	0	0	0	10.2	16	5	4	2	0	0	9	0	0
	Vancouver	0-1	12.38	2	2	0	0	0	8.0	13	12	11	3	1	6	2	1	1
	CALIFORNIA	0-0	3.97	4	1	0	0	0	11.1	11	5	5	1	0	2	4	0	0
1994	CALIFORNIA	7-5	5.22	18	18	0	0	0	101.2	120	63	59	13	5	27	47	5	+5
	Lake Elsinore	0-1	3.00	2	2	0	0	0	12.0	6	4	4	1	1	0	9	0	0
1995	CALIFORNIA	6-8	5.87	18	17	1	0	0	99.2	110	66	65	24	3	30	45	1	+3
	Lake Elsinore	1-1	1.93	3	3	0	0	0	14.0	10	3	3	0	0	1	13	1	0
1996	Buffalo	11-5	3.59	19	19	2	0	0	128.0	125	57	51	14	2	28	85	4	+3
	CLEVELAND	3-1	4.91	10	9	0	0	0	51.1	58	29	28	9	0	14	21	2	0
1997	Buffalo	7-1	3.05	15	15	1	1	0	85.2	78	33	29	13	1	15	60	1	1
	CLEVELAND	4-2	4.69	8	8	0	0	0	48.0	55	28	25	7	0	11	22	1	0
1998	ARIZONA	12-13	4.33	32	32	2	1	0	208.0	221	109	100	+39	4	24	95	3	+6
1999	ARIZONA	8-2	4.57	31	19	2	1	1	130.0	144	69	66	18	1	28	75	0	2
	Tucson	0-1	5.40	2	2	0	0	0	6.2	9	5	4	1	0	1	8	0	0
2000	ARIZONA	11-7	4.05	33	32	2	0	0	213.1	226	101	96	38	3	39	104	1	4
2001	ARIZONA	4-9	5.20	29	22	1	0	0	133.1	156	93	77	25	1	30	55	2	1
	Tucson	1-0	1.50	2	2	0	0	0	12.0	7	2	2	0	0	2	8	0	0
2002	ARIZONA	6-11	4.79	35	24	0	0	0	156.0	174	86	83	23	1	32	81	2	*5
2003	CLEVELAND	9-10	3.71	25	24	0	0	0	148.0	162	88	61	21	4	32	72	2	1
	KANSAS CITY	5-1	3.99	7	7	2	1	0	49.2	50	22	22	6	0	11	15	1	0
	Minor League Totals	20-11	3.51	47	47	3	1	0	277.0	264	121	108	34	5	53	194	7	5
	N.L. Totals	41-42	4.52	160	129	7	2	1	840.2	921	458	422	143	10	153	410	8	7
	A.L. Totals	34-27	4.68	90	84	3	1	0	509.2	566	301	265	81	12	127	226	12	9
	Major League Totals	75-69	4.58	250	213	10	3	1	1350.1	1487	759	687	224	22	280	636	20	27
	* Led League																	
	+ Tied League																	

- 1993 Selected by the Anaheim Angels in the 1st round (3rd overall) of the June Free Agent Draft.
- 1996 Acquired by the Cleveland Indians from the Anaheim Angels in exchange for Pep Harris and Jason Grimsley, Feb. 15.
- 1997 Selected by the Arizona Diamondbacks in the expansion draft, Nov. 18.
- 2003 Signed by the Cleveland Indians as a Major League free agent, Dec. 23.
Acquired by the Kansas City Royals from the Cleveland Indians along with a player to be named later in exchange for Trey Dyson and Kieran Mattison, Aug. 25.

Anderson's Division Series Totals

Year	Club, Opp.	W-L	ERA	G	GS	CG	SHO	SV	IP	H	R	ER	HR	HB	BB	SO
1999	Ariz., NYM	0-0	2.57	1	1	0	0	0	7.0	7	2	2	1	0	0	4
2001	Ariz., STL	0-0	2.25	2	0	0	0	0	4.0	3	1	1	1	1	0	3
	Division Series Totals	0-0	2.45	3	1	0	0	0	11.0	10	3	3	2	1	0	7

Anderson's League Championship Series Totals

Year	Club, Opp.	W-L	ERA	G	GS	CG	SHO	SV	IP	H	R	ER	HR	HB	BB	SO
1997	Cle., Bal.	1-0	1.42	3	0	0	0	0	6.1	1	1	1	0	0	3	7
2001	Ariz., Atl.	1-0	1.86	1	0	0	0	0	3.1	4	1	1	0	0	1	0
	LCS Totals	2-0	1.86	4	0	0	0	0	9.2	5	2	2	0	0	4	7

Anderson's World Series Totals

Year	Club, Opp.	W-L	ERA	G	GS	CG	SHO	SV	IP	H	R	ER	HR	HB	BB	SO
1997	Cle., Fla.	0-0	2.45	3	0	0	0	1	3.2	2	1	1	0	0	0	2
2001	Ariz., NYY	0-1	3.00	1	1	0	0	0	5.1	5	2	2	1	0	3	1
	World Series Totals	0-1	3.33	4	1	0	0	1	9.0	7	3	3	1	0	3	3

ROYALS MEDIA GUIDE



Anderson's Career Fielding

POSITION	PCT.	G	PO	A	E	TC	DP
Pitcher	.957	250	68	285	16	369	18

Anderson's M.L. Batting Totals

	AVG.	AB	H	HR	RBI
M.L. Totals	.138	254	35	1	10

Anderson's 2003 and Career Breakdown

2003								CAREER							
vs. American League	W-L	S	ERA	G	IP	H	ER	W-L	S	ERA	G	IP	H	ER	
vs. Anaheim	1-2	0	3.97	5	34.0	37	15	2-3	0	3.98	8	52.0	53	23	
Baltimore	1-0	0	0.00	1	8.0	4	0	4-3	0	4.57	8	43.1	53	22	
Boston	0-1	0	5.40	1	5.0	8	3	1-3	0	8.72	4	21.2	31	21	
Chicago	5-1	0	2.77	6	39.0	41	12	7-2	0	3.88	11	60.1	68	26	
Cleveland	0-0	0	12.46	1	4.1	9	6	2-0	0	5.40	3	18.1	18	11	
Detroit	3-0	0	2.82	4	22.1	21	7	5-0	0	3.43	7	44.2	38	17	
Kansas City	1-1	0	5.23	3	20.2	23	12	4-1	0	3.48	9	54.1	56	21	
Minnesota	2-1	0	1.61	3	22.1	17	4	2-1	0	4.15	6	34.2	36	16	
New York	0-1	0	9.00	1	5.0	6	5	2-5	0	8.74	9	46.1	69	45	
Oakland	0-1	0	4.05	2	13.1	11	6	1-4	0	5.62	8	41.2	45	26	
Seattle	0-1	0	13.50	1	4.0	9	6	1-5	0	5.24	12	68.2	81	40	
Texas	1-1	0	4.00	2	9.0	13	4	3-4	0	4.31	9	54.1	60	26	
Toronto	-	-	-	-	-	-	-	1-1	0	4.01	5	24.2	23	11	
vs. National League	W-L	S	ERA	G	IP	H	ER	W-L	S	ERA	G	IP	H	ER	
vs. Arizona	0-1	0	5.79	1	4.2	8	3	0-1	0	5.79	1	4.2	8	3	
Atlanta	-	-	-	-	-	-	-	1-2	0	5.93	6	27.1	40	18	
Chicago	-	-	-	-	-	-	-	2-3	0	5.88	9	52.0	64	34	
Cincinnati	-	-	-	-	-	-	-	4-3	0	3.64	10	59.1	63	24	
Colorado	-	-	-	-	-	-	-	5-3	0	5.23	18	93.0	102	54	
Florida	-	-	-	-	-	-	-	1-0	0	3.00	7	39.0	44	13	
Houston	-	-	-	-	-	-	-	3-0	0	5.32	6	22.0	32	13	
Los Angeles	0-0	0	0.00	1	6.0	5	0	4-7	0	3.47	18	93.1	97	36	
Milwaukee	-	-	-	-	-	-	-	3-2	0	4.14	10	45.2	52	21	
Montreal	-	-	-	-	-	-	-	1-5	0	7.86	9	44.2	60	39	
New York	-	-	-	-	-	-	-	2-0	0	2.36	9	34.1	25	9	
Philadelphia	-	-	-	-	-	-	-	0-2	0	7.13	5	24.0	30	19	
Pittsburgh	-	-	-	-	-	-	-	2-2	0	2.66	8	50.2	50	15	
St. Louis	-	-	-	-	-	-	-	1-0	0	2.38	4	22.2	19	6	
San Diego	-	-	-	-	-	-	-	4-3	0	3.41	17	95.0	90	36	
San Francisco	-	-	-	-	-	-	-	7-4	1	4.87	14	77.2	80	42	
Monthly	W-L	S	ERA	G	IP	H	ER	W-L	S	ERA	G	IP	H	ER	
March/April	2-3	0	4.55	5	31.2	40	16	7-10	1	5.11	36	167.1	194	95	
May	0-2	0	5.55	5	24.1	29	15	6-11	0	4.62	38	200.2	230	103	
June	3-1	0	3.19	6	36.2	39	13	19-11	0	4.94	44	247.2	275	136	
July	3-2	0	3.90	5	30.0	29	13	17-14	0	4.22	42	277.1	293	130	
August	2-3	0	2.89	6	37.1	37	12	13-16	0	5.27	44	230.2	276	135	
September/October	4-0	0	3.35	5	37.2	38	24	13-7	0	3.49	46	226.2	219	88	
Situational Pitching	W-L	S	ERA	G	IP	H	ER	W-L	S	ERA	G	IP	H	ER	
Home	6-5	0	4.22	16	100.1	105	47	38-34	1	4.35	133	728.0	762	352	
Road	8-6	0	3.33	16	97.1	107	36	37-35	0	4.84	117	622.1	705	335	
Before ASG	7-6	0	4.13	18	104.2	120	48	39-36	1	4.79	133	710.0	800	378	
After ASG	7-5	0	3.39	14	93.0	92	35	36-33	0	4.34	117	640.1	687	309	
Starter	14-11	-	3.82	31	195.2	212	83	72-67	-	4.62	213	1290.1	1428	662	

Anderson's Career by Ballpark

Ballpark	W-L	S	ERA	G	IP	ER	Ballpark	W-L	S	ERA	G	IP	ER
Edison Field	7-7	0	4.15	24	136.2	63	Wrigley Field	0-1	0	6.60	3	15.0	11
Camden Yards	2-2	0	4.97	5	25.1	14	Cinergy Field	3-1	0	3.24	4	25.0	9
Fenway Park	0-1	0	5.40	1	5.0	3	Coors Field	1-1	0	7.62	8	39.0	33
U.S. Cellular Field	3-2	0	4.50	5	32.0	16	Pro Player Stadium	0-0	0	1.19	4	22.2	3
Jacobs Field	11-7	0	4.09	25	156.1	71	Astrodome	1-0	0	6.00	2	9.0	6
Tiger Stadium	0-0	0	4.50	1	6.0	3	Dodger Stadium	3-4	0	4.08	9	46.1	21
Comerica Park	2-0	0	3.52	3	15.1	6	County Stadium	2-1	0	5.73	5	22.0	14
Kauffman Stadium	4-1	0	5.45	7	36.1	22	Miller Park	0-0	0	0.00	1	1.1	0
Metrodome	2-0	0	3.96	4	25.0	11	Olympic Stadium	1-2	0	6.59	5	27.1	20
Yankee Stadium	1-3	0	8.51	6	30.2	29	Shea Stadium	1-0	0	2.52	4	25.0	7
Network Associates	1-3	0	6.49	5	26.1	19	Veterans Stadium	0-1	0	10.13	2	5.1	6
Kingdome	0-1	0	14.51	1	4.1	7	Three Rivers Stadium	1-0	0	4.38	2	12.1	6
Safeco Field	0-2	0	6.92	2	13.0	10	PNC Park	0-1	0	2.57	1	7.0	2
Ballpark in Arlington	2-2	0	5.54	5	26.0	16	Busch Stadium	1-0	0	5.40	1	6.2	4
Skydome	0-0	0	4.70	2	7.2	4	Qualcomm Stadium	2-3	0	3.02	9	47.2	16
Bank One Ballpark	21-21	1	4.24	86	452.1	213	3Com Park	1-0	0	4.26	1	6.1	3
Turner Field	0-0	0	6.75	3	8.0	6	Pacific Bell Park	2-2	0	4.50	4	16.0	13



KEVIN APPIER

RIGHT-HANDED PITCHER



DAVINBA 55

Height, Weight:
6-2, 215

Bats/Throws:
Right/Right

Resides:
Paola, Kan.

Birthdate (Age):
Dec. 6, 1967 (36)

Birthplace:
Lancaster, Calif.

Acquired:
Signed as a Free Agent,
Aug. 6, 2003

Contract Status:
Signed through 2004

Major League Service:
14 years, 24 days

Major League Awards
All-Star
▶ 1995 - Kansas City

Career Notes

- ▶ Has played 15 seasons in the Majors, making his debut with Kansas City in 1989...has played for KC (1989-99, 2003), Oakland (1999-2000), New York (NL) (2001) and Anaheim (2002-03).
- ▶ Enters the 2004 season with a 169-136 career record and a 3.72 ERA (2,591.1 IP, 1,072 ER)...ranks 9th on the Major League active win leaders, 10th on the active strikeout list (1,992) and 11th on the active ERA list.
- ▶ Compiled a 114-89 record and a 3.46 ERA in his 1st tour with Kansas City, leaving as KC's all-time strikeout leader (1,451)...currently has 1,456.
- ▶ Owns a 115-91 record and a 3.46 ERA as a Royal, tossing 1,839.2 innings in 285 games, including 273 starts...his 115 wins rank 4th in club history.
- ▶ Also ranks among Royals career leaders in starts (4th, 273), shutouts (7th, 10), ERA (8th, 3.46), win percentage (9th, .558), appearances (9th, 285), complete games (10th, 10) and walks allowed (3rd, 631).
- ▶ Has faced 29 of 30 Major League teams...has never faced the New York Mets.
- ▶ Has pitched a pair of 1-hitters (at Texas, July 27, 1993 and at Detroit, July 7, 1990) in his career, both as a Royal.
- ▶ Went 15-11 in 2000 for A.L. West Champion Oakland Athletics.
- ▶ Was selected to his only A.L. All-Star Game in 1995.
- ▶ Placed 3rd in A.L. Cy Young Award voting in 1993, behind Jack McDowell and Randy Johnson, leading the A.L. with a 2.56 ERA.
- ▶ Finished 2nd in the A.L. with a 2.46 ERA in 1992...has 4 top-5 league finishes in ERA (1990, 1992, 1993, 1996).
- ▶ Was named *The Sporting News* Rookie Pitcher of the Year in 1990, going 12-8 with a 2.76 ERA (185.2 IP, 57 ER) with 3 complete games and 3 shutouts in 32 games (24 starts) with KC...was 3rd in Rookie of the Year balloting behind Sandy Alomar and Kevin Maas.

Postseason Notes

- ▶ Has pitched in the postseason in 2000 with Oakland and won a World Series with the 2002 Anaheim Angels.
- ▶ Is 0-2 in 7 postseason games with a 5.34 ERA (32.0 IP, 19 ER)...his losses came in the 2000 Division Series vs. New York and in the 2002 ALCS vs. Minnesota.

2003

- ▶ Returned to KC by signing as a free agent on Aug. 6...went 1-2 with a 4.26 ERA in 4 starts with the Royals, allowing 9 runs

Appier's Career Bests		
Season:		
Wins	18	1993
ERA	3.46	1992
IP	238.2	1993
Win Streak	9	1992
Game Highs:		
Low Hit		
1 - at Tex, 7/27/93 (9 IP)		
at Det, 7/7/90 (9 IP)		
SO		
13 - 3 times		
Last: at Det, 8/29/96		
Innings		
10 - at Cle, 7/23/92		

on 15 hits in 19.0 innings.

- ▶ Opened the season with the Anaheim Angels, going 7-7 with a 5.63 ERA in 19 starts (92.2 IP, 105 H, 60 R, 58 ER).
- ▶ Was released by Anaheim on July 30 after taking a 6-2 loss to New York on July 29...lasted just 0.2 inning in the start, allowing 4 earned runs, 5 hits and 1 walk with 1 strikeout.
- ▶ Made his 1st start of the season with KC on Aug. 8 at Tampa Bay...took a 4-0 loss after allowing 2 runs and 5 hits in 5.0 innings...allowed both runs in the 1st inning before shutting down the Devil Rays for 4.0 innings.
- ▶ Collected his 1st win back with the Royals in an 11-0 victory over the Yankees on Aug. 13...allowed just 3 hits and 1 walk with 2 strikeouts in 6.0 shutout innings, giving him his 1st win as a Royals since July 27, 1999 (9-7 win vs. Seattle)...in the victory, he ran his scoreless innings streak to 10 (4.0 scoreless innings at Tampa Bay on Aug. 8).
- ▶ Was tagged with a 6-3 loss at New York on Aug. 19, allowing 6 runs and 6 hits in 6.0 innings.
- ▶ Made his last start of the season at Minnesota on Aug. 24, taking an 8-1 loss...allowed a solo homer to Torii Hunter in 2.0 innings of work before leaving the game with an injury to his right elbow.
- ▶ Was placed on the 15-day Disabled List on Aug. 26 with a flexor tendon tear in his right elbow...transferred to the 60-day D.L. on Sept. 2.
- ▶ Finished the season just 8 strikeouts shy of 2,000 for his career and with the 10th-most wins among active pitchers with 169.
- ▶ Ranks 4th on the Royals career win charts with a 115-91 record in a Royals uniform...is the club's all-time strikeout leader with 1,456.

2002

- ▶ Came to Anaheim in a 2001 off-season trade with the Mets in exchange for Mo Vaughn, going 14-12 with a 3.92 ERA in 32 starts in his 1st season for the Angels.
- ▶ Won 14 or more games for the 6th time in his career.
- ▶ Fell 1 win shy of becoming the 4th Angels pitcher to win at least 15 games in his 1st season with the club (Nolan Ryan, 18 in 1972; Bill Singer, 20 in 1973 and Bert Blyleven, 17 in 1989).
- ▶ Had a streaky season, won 5 straight decisions (7 starts) from April 14-May 20...lost 5 straight decisions from May 26-June 18...won 5 straight starts, Aug. 12-Sept. 4 (1.09 ERA, 33.0 IP, 4 ER)...allowed 3 ER or less in 22 of 32 starts, posting 20 quality starts.
- ▶ Registered his 150th career victory at Cleveland on May 2.
- ▶ Posted 18 consecutive scoreless innings, from Aug. 18-29, the 2nd-longest streak by an Angels starter in 2002 (Washburn, 19.0 IP).

Appier on the Career Charts

ERA

1.	2.55	Dan Quisenberry	1979-88
2.	3.05	Steve Farr	1985-90
3.	3.06	Steve Mingori	1973-79
4.	3.08	Roger Nelson	1969-72, 76
5.	3.20	Jeff Montgomery	1988-99
6.	3.21	Bret Saberhagen	1984-91
7.	3.29	David Cone	1986, 93-94
8.	3.46	Kevin Appier	1989-99, 2003
	3.46	Al Fitzmorris	1969-76

Wins

1.	166	Paul Splittorff	1970-84
2.	144	Dennis Leonard	1974-86
3.	132	Mark Gubicza	1984-96
4.	115	Kevin Appier	1989-99, 2003

Losses

1.	143	Paul Splittorff	1979-84
2.	135	Mark Gubicza	1984-96
3.	106	Dennis Leonard	1974-86
4.	91	Kevin Appier	1989-99, 2003

Shutouts

1.	23	Dennis Leonard	1974-86
2.	17	Paul Splittorff	1970-84
3.	16	Mark Gubicza	1984-96
4.	14	Bret Saberhagen	1984-91
	14	Larry Gura	1976-85
6.	11	Al Fitzmorris	1969-76
7.	10	Kevin Appier	1989-98, 2003
	10	Charlie Leibrandt	1984-89
	10	Dick Drago	1969-73

Games Started

1.	392	Paul Splittorff	1970-84
2.	327	Mark Gubicza	1984-96
3.	302	Dennis Leonard	1974-86
4.	273	Kevin Appier	1989-99, 2003

Appearances

1.	686	Jeff Montgomery	1988-99
2.	573	Dan Quisenberry	1979-88
3.	429	Paul Splittorff	1970-84
4.	382	Mark Gubicza	1984-96
5.	312	Dennis Leonard	1974-86
6.	310	Larry Gura	1976-85
7.	292	Doug Bird	1973-78
8.	289	Steve Farr	1985-90
9.	285	Kevin Appier	1989-99, 2003

Innings Pitched

1.	2554.2	Paul Splittorff	1970-84
2.	2218.2	Mark Gubicza	1984-96
3.	2187.1	Dennis Leonard	1974-86
4.	1839.2	Kevin Appier	1989-99

Strikeouts

1.	1456	Kevin Appier	1989-99, 2003
2.	1366	Mark Gubicza	1984-96
3.	1323	Dennis Leonard	1974-86

Hits Allowed

1.	2644	Paul Splittorff	1970-84
2.	2226	Mark Gubicza	1984-96
3.	2137	Dennis Leonard	1974-86
4.	1664	Kevin Appier	1989-99, 2003

Walks

1.	783	Mark Gubicza	1984-96
2.	780	Paul Splittorff	1970-84
3.	631	Kevin Appier	1989-99, 2003



ROYALS MEDIA GUIDE

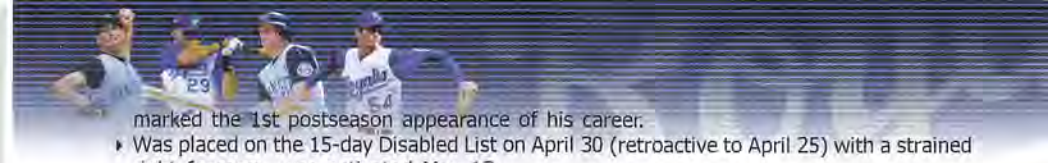
- ▶ Posted a 3.08 ERA over his final 14 starts of the season (96.1 IP, 33 ER)...did not record a complete game in a full season for 1st time in his Major League career.
- ▶ Made his Angels debut on April 2 vs. Cleveland, posting a no decision in Anaheim's 7-5 victory...registered his 1st win as an Angel in a 4-1 win vs. Oakland on April 14 at Edison Field (7.0 IP, 4 H, 1 ER, 1 HR, 2 BB, 5 SO).
- ▶ Was the only Angel on the active playoff roster with any previous postseason experience...made 5 starts in the 2002 postseason, finishing 0-1 with a 6.23 ERA (21.2 IP, 15 ER).
- ▶ Started Game 6 of the World Series with Anaheim facing elimination, trailing 3 games to 2...pitched 4 shutout innings before allowing 3 runs in the top of the 5th, keyed by a two-run HR to Shawon Dunston (no decision).
- ▶ Started Game 2 of the World Series and did not figure in Anaheim's 11-10 win on Oct. 20 at Edison Field (2.0 IP, 5 H, 5 ER, 3 HR, 2 BB, 2 SO)...allowed back-to-back HRs to Reggie Sanders and David Bell in 2nd inning and a leadoff HR to Jeff Kent in the 3rd frame.
- ▶ Went 0-1 with a 3.48 ERA (10.1 IP, 4 ER) in 2 starts in the ALCS vs. Minnesota...did not earn a decision in the Angels 13-5 win in Game 5 of the ALCS to put Anaheim in the World Series (5.1 IP, 5 H, 2 ER, 1 BB, 1 SO, 1 WP, 80 pitches, 43 strikes)...left contest with the Angels leading, 3-2.
- ▶ Took a 2-1 loss to Joe Mays and the Twins in Game 1 of the ALCS on Oct. 8 at the Metrodome (5.0 IP, 5 H, 2 ER, 3 BB, 2 SO, 94 pitches, 51 strikes).
- ▶ Did not figure in the decision of Anaheim's Game 2 Division Series win on Oct. 2 at Yankee Stadium (5.0 IP, 5 H, 3 ER, 1 HR, 3 BB, 3 SO, 1 HB)...allowed 1 run in the 3rd inning (HR by Derek Jeter) and 2 runs in the 4th...left the game with a 4-3 lead...Yankees took lead in the 6th inning on a 2-run HR by Alfonso Soriano off Francisco Rodriguez before Anaheim rallied for 3 runs in the 8th to preserve the win.

2001

- ▶ Spent his 1st season with the New York Mets after signing a 4-year contract on Dec. 11, 2000...went 11-10 with 1 complete game, 1 shutout and a 3.57 ERA (206.2 IP, 82 ER) in 33 starts...marked the 9th time he posted double digit wins and 8th time he tallied 200 or more innings.
- ▶ Made his Mets and N.L. debut on April 4 against the Atlanta Braves at Turner Field...was not charged with the 3-2 loss (6.0 IP, 5 H, 2 ER, 1 BB, 4 SO)...made his Shea Stadium debut and earned his 1st win in a Mets uniform in a 9-4 win over Atlanta on April 9 (7.0 IP, 6 H, 3 ER, 2 BB, 3 SO).
- ▶ Was undefeated in his final 12 appearances (6-0) of the season, which marked the 2nd-longest streak to end a season in Mets history (George Stone - 13 games, 1971).
- ▶ Held opponents batting average to .237, which ranked 10th in the National League...fashioned a 3.52 ERA on the road, the 9th-best mark in the N.L. circuit.
- ▶ Lasted just 1 inning on May 8 at Coors Field in a 12-4 setback...was his shortest outing since pitching 0.2 innings on May 13, 1996 as a member of the Royals.
- ▶ Struck out 10 batters on May 24 vs. Florida, his most strikeouts since Sept. 21, 1997 (Kansas City vs. Cleveland).
- ▶ Had a 0.43 ERA over a 3 start stretch from June 3-16 (21.0 IP, 1 ER)...tossed a team-high 20 consecutive scoreless innings over 3 starts from July 1-13.
- ▶ Constructed a 2.41 ERA (37.1 IP, 10 ER) in 6 July starts...tossed a complete game shutout at Olympic Stadium in a 2-0 victory over the Expos on Sept. 25...previously accomplished the feat on June 11, 2000 against the Dodgers in a 6-0 win as a member of the Oakland A's.
- ▶ Set a season-high and tied club season high by striking out 11 batters vs. Montreal on Oct. 6.
- ▶ Posted a 6-2 record and a 3.53 ERA in 14 starts after the All-Star break...worked 6.0 innings or more in 26 starts...walked 3 batters or less in 29 starts.
- ▶ Went 11-5 with a 2.62 ERA (178.2 IP, 52 ER) in games where he worked 6.0 innings or more.

2000

- ▶ Was the Oakland Athletics Opening Day starter...marked the 8th Opening Day start of his career...went 15-11 with 1 complete game, 1 shutout and a 4.52 ERA (195.1 IP, 98 ER) for the A.L. West Wild Card team...marked his 5th season to record at least 15 wins and



marked the 1st postseason appearance of his career.

- ▶ Was placed on the 15-day Disabled List on April 30 (retroactive to April 25) with a strained right forearm...was activated May 13.
- ▶ Put together a 5-game winning streak over a 6-start stretch, May 24-June 23, posting a 3.79 ERA over that span...it was his longest winning streak in an A's uniform.
- ▶ Took a no-hitter into the 5th inning of the A's, 3-2, 10th-inning win over San Diego on June 5.
- ▶ Tossed a 7-hit, 6-0, shutout at Los Angeles on June 11...was his 1st shutout since May 5, 1997, a span of 74 starts...it was the 1st complete game shutout by an A's pitcher since Kenny Rogers blanked Tampa Bay, 3-0 on Sept. 4, 1998...also collected his 1st Major League hit with a 4th inning single.
- ▶ Directed Oakland to an 18-13 record in games he started.
- ▶ Made 2 appearances (1 start) in the ALDS vs. New York, going 0-1 with 3.48 ERA (10.1 IP, 4 ER).

1999

- ▶ Split the 1999 campaign with Kansas City and the A's...tied for 2nd in American League in games started (34) and ranked 9th in wins (16)...his 16 wins marked the 2nd-highest total of his career (18, 1993).
- ▶ Tossed his only complete game of the season, a 3-hitter in the Royals 7-1 victory over Toronto on May 12...all 3 hits, including a solo home run, came from Shawn Green.
- ▶ Was traded from Kansas City to Oakland on July 31 in exchange for pitchers Brad Rigby, Blake Stein and Minor League pitcher Jeff D'Amico.
- ▶ Left Kansas City as the Royals all-time leader in strikeouts (1,451)...also ranked 4th in Royals history in wins (114), starts (269) and innings pitched (1820.2), was tied for 7th in shutouts (10), tied for 9th in ERA (3.46) and ranked 10th in complete games (32).
- ▶ Collected his 1,500th career strikeout against Raul Ibanez in the 5th inning on Oct. 1 vs. Seattle.
- ▶ Finished the season 4-1 against the White Sox to become 1 of 13 Major League pitchers to win 4 games against 1 team in a single season in 90's.

1998

- ▶ Was on the Royals 60-Day Disabled List for much of season after undergoing shoulder surgery in Spring Training...underwent arthroscopic surgery on March 24 to repair a torn labrum in his right shoulder...Royals team physician Dr. Steven Joyce performed the surgery.
- ▶ Was not the Royals Opening Day starting pitcher for the 1st time since 1991.
- ▶ Reinstated to the Royals active roster on Sept. 1 after making 9 rehab starts between Gulf Coast Royals, Lansing, Wichita and Omaha...went 1-2 with a 7.80 ERA (15 IP, 13 ER) in 3 starts for KC.
- ▶ Fanned Jim Thome at Cleveland on Sept. 18 for career strikeout number 1,367, becoming the Royals all-time leader in career strikeouts, surpassing Mark Gubicza.


1997

- ▶ Labored through his 1st sub-.500 season with Kansas City since going 1-4 in his 1st big league season with KC in 1989...finished 9-13 with 4 complete games, 1 shutout and a 3.40 ERA (235.2 IP, 89 ER) in 34 starts.
- ▶ Threw 235.2 innings, 5th-most in the American League...also ranked 5th in strikeouts (196), 7th in strikeouts per 9 innings (7.5), ERA and opponents batting average (.243).
- ▶ Picked up his 100th career victory at Pittsburgh on June 15...suffered a grade III acromioclavicular separation in a fall at his home on Nov. 8...team Physician Dr. Steven Joyce surgically repaired 3 torn ligaments and placed a temporary screw in his right clavicle on Nov. 11.

1996

- ▶ Finished 5th in the A.L. in ERA (3.62), tied for 8th in complete games (5), 3rd in strikeouts (207) and 2nd in strikeouts per 9 innings (8.8).
- ▶ Struck out a career-high 207 batters...was the 2nd-best single season total in club history...matched a career-high with 13 strikeouts at Detroit on Aug. 29.
- ▶ Picked up his 1,000th career strikeout (Boston's Alex Cole) on April 27 at Fenway Park...became 1st Royal to strikeout 4 batters in an inning (the 4th inning) on Sept. 3 at

Toronto...Carlos Delgado had reached 1st on a wild pitch.



1995

- ▶ Tied for 8th in the American League with 15 wins and ranked 2nd in the A.L. in opponent batting average (.221), 5th in strikeouts (185) and 4th in strikeouts per 9 innings (8.3).
- ▶ Tossed 6.2 innings of no-hit ball on Opening Day vs. Baltimore, posting the 1st Opening Day victory in his career, a 5-1 triumph.
- ▶ Selected as the A.L. Pitcher of the Month for June after posting a 5-1 record and 2.38 ERA.
- ▶ Earned his only All-Star selection of his career...pitched 2.0 scoreless innings in the game held at The Ballpark in Arlington.
- ▶ Was on the 15-Day disabled list from July 27 (retroactive to July 26) - Aug. 12 with a sore right shoulder.
- ▶ Matched a career-high with 13 strikeouts in a complete game at California on Sept. 15.

1994

- ▶ Went 7-6 for Kansas City with 1 complete game and 3.83 ERA (155.0 IP, 66 ER) in 23 starts during the strike-shortened season...the season ended a stretch of 4 consecutive seasons with double-digit wins.
- ▶ Struck out a career-high 13 batters vs. Texas on May 25th in just 5.2 innings of work in a rain-interrupted start.

1993

- ▶ Posted his finest season in baseball, going 18-8 with 5 complete games, 1 shutout and a 2.56 ERA (238.2 IP, 68 ER) in 34 starts with Kansas City.
- ▶ Posted career highs in wins and limited opponents to a .212 batting average...placed 3rd in the American League Cy Young Award balloting behind Jack McDowell and Randy Johnson...led the league in ERA, becoming just 2nd Royal (Bret Saberhagen, 1989) to do so.
- ▶ Tossed a complete game 1-hitter vs. Texas on July 27, but suffered a 1-0 loss as Rafael Palmeiro homered for the Rangers lone hit.
- ▶ Established a club record 33 consecutive scoreless innings from Aug. 28-Sept. 23...named A.L. Player-of-the-Week, Sept.13-Sept. 19...selected to the American League's postseason All-Star team by *Baseball America*.

1992

- ▶ Finished 2nd in the American League in ERA with a career-best 2.46 mark (208.1 IP, 57 ER) with Kansas City...had a career-high, 9-game winning streak from May 30 to July 29, which was tied for 3rd-longest in league...held opponents to a .217 average.
- ▶ Won A.L. Pitcher-of-the-Month honors for July, going 4-0 with a 1.55 ERA...worked a career-high 10 innings at Cleveland on July 23, allowing 2 hits and no runs in no-decision...did not pitch after Sept. 9 due to tendinitis in right shoulder.



1991

- ▶ Spent his 1st full season in the Majors and posted a career-best 6 complete games and tied a career-high with 3 shutouts...finished 13-10 with 3.42 ERA (207.2 IP, 79 ER) in 34 games (31 starts).
- ▶ Tied for 2nd in the A.L. in shutouts and tied for 5th with 6.8 strikeouts per 9 innings...won 7 straight games from June 18-Aug. 13...was 1 of 3 A.L. hurlers to post back-to-back shutouts: vs. Boston, Aug. 7 (a 4-hitter) and at New York, Aug. 13 (3-hitter).

1990

- ▶ Was named *The Sporting News* Rookie Pitcher of the Year, going 12-8 and 2.76 ERA (185.2 IP, 57 ER) with 3 complete games and 3 shutouts in 32 games (24 starts) with KC...named to *Baseball Digest's* All-Rookie team and was 3rd in American League Rookie-of-the-Year voting behind Sandy Alomar and Kevin Maas.
- ▶ Ranked 4th in the A.L. in ERA, tied for 3rd in shutouts and tied for 9th with 2.6 walks per 9 innings...also tied for most wins by an A.L. rookie...pitched a 1-hit, 4-0 shutout at Detroit on July 7...allowed a leadoff single to Lou Whitaker for only hit of game.

1989

- ▶ Started the season at Omaha (AAA) of the American Association and had his contract purchased by the Royals June 2...made his Major League debut at California on June 4...earned his 1st big league win vs. Oakland on June 13...gave up 2 runs on 7 hits over 5 innings in a 5-3 win...finished 1-4 with a 9.14 ERA (21.2 IP, 22 ER) in 6 games (5 starts).
- ▶ Began the 1989 season with triple-A Omaha and went 8-8 with 3 complete games, 2 shutouts and a 3.95 ERA (139 IP, 61 ER) in 22 starts...was selected twice as American Association's Pitcher of the Week before his call-up to Majors.

Minor League Notes

- ▶ Combined to go 12-9 in 1988 with 1 complete game and a 2.69 ERA in 27 starts between single-A Baseball City of the Florida State League and Memphis (AA) of the Southern League...was selected to Florida State League All-Star team.
- ▶ Opened professional career in 1987 with Eugene (A) of the Northwest League after being selected by the Royals in the 1st round (9th overall) of the Free Agent draft...went 5-2 with 3.04 ERA (77 IP, 26 ER) in 15 starts...led the league with 15 starts.

Miscellaneous Notes

- ▶ Full name is **Robert Kevin Appier**...he and his wife Laurie have 2 children, Britney and Garrett...graduated from Antelope Valley H.S. (Lancaster, Calif.) in 1985...played football and baseball and was inducted into school's Hall of Fame.
- ▶ Attended Fresno State University and Antelope Valley Junior College.
- ▶ Played Little League and Pony League baseball as youth.
- ▶ Was a 2-time winner of Royals/True Value Hardware Roberto Clemente Man of Year Award (1996 & 1998) for outstanding service to his team and to community.
- ▶ Is a supporter of Mid-America Chapter of Leukemia Society of America and Hope House, a shelter for battered and abused women and children...also involved with the Special Olympics, Disabled Veterans, Arthritis Foundation and Salvation Army.



Appier's Career Totals

Year	Club	W-L	ERA	G	GS	CG	SHO	SV	IP	H	R	ER	HR	HB	BB	SO	WP	BK
1987	Eugene	5-2	3.04	15	*15	0	0	0	77.0	81	43	26	2	2	29	72	7	1
1988	Baseball City	10-9	2.75	24	24	1	0	0	147.1	134	58	45	1	2	39	112	7	4
	Memphis	2-0	1.83	3	3	0	0	0	19.2	11	5	4	0	0	7	18	1	0
1989	Omaha	8-8	3.95	22	22	3	2	0	139.0	141	70	61	6	2	42	109	5	1
	KANSAS CITY	1-4	9.14	6	5	0	0	0	21.2	34	22	22	3	0	12	10	0	0
1990	Omaha	2-0	1.50	3	3	0	0	0	18.0	15	3	3	0	1	3	17	0	0
	KANSAS CITY	12-8	2.76	32	24	3	3	0	185.2	179	67	57	13	6	54	127	6	1
1991	KANSAS CITY	13-10	3.42	34	31	6	3	0	207.2	205	97	79	13	2	61	158	7	1
1992	KANSAS CITY	15-8	2.46	30	30	3	0	0	208.1	167	59	57	10	2	68	150	4	0
1993	KANSAS CITY	18-8	*2.56	34	34	5	1	0	238.2	183	74	68	8	1	81	186	5	0
1994	KANSAS CITY	7-6	3.83	23	23	1	0	0	155.0	137	68	66	11	4	63	145	11	1
1995	KANSAS CITY	15-10	3.89	31	31	4	1	0	201.1	163	90	87	14	8	80	185	5	0
1996	KANSAS CITY	14-11	3.62	32	32	5	1	0	211.1	192	87	85	17	5	75	207	10	1
1997	KANSAS CITY	9-13	3.40	34	34	4	1	0	235.2	215	96	89	24	4	74	196	14	1
1998	GCL Royals	0-1	2.70	1	1	0	0	0	3.1	3	3	1	0	0	1	2	0	0
	Lansing	0-0	2.25	1	1	0	0	0	4.0	4	1	1	0	2	0	5	0	0
	Wichita	0-1	6.00	1	1	0	0	0	6.0	8	4	4	1	0	2	1	0	0
	Omaha	3-2	7.03	6	6	0	0	0	32.0	41	25	25	7	0	12	22	1	0
	KANSAS CITY	1-2	7.80	3	3	0	0	0	15.0	21	13	13	3	1	5	9	1	0
1999	KANSAS CITY	9-9	4.87	22	22	1	0	0	140.1	153	81	76	18	6	51	78	5	0
	OAKLAND	7-5	5.77	12	12	0	0	0	68.2	77	50	44	9	1	33	53	5	1
2000	OAKLAND	15-11	4.52	31	31	1	1	0	195.1	200	109	98	23	9	102	129	6	0
2001	NEW YORK-NL	11-10	3.57	33	33	1	1	0	206.2	181	89	82	22	15	64	172	12	0
2002	ANAHEIM	14-12	3.92	32	32	0	0	0	188.1	191	89	82	23	7	64	132	7	0
2003	ANAHEIM	7-7	5.63	19	19	0	0	0	92.2	105	60	58	17	8	36	50	4	1
	KANSAS CITY	1-2	4.26	4	4	0	0	0	19.0	15	9	9	4	0	7	5	2	0
Minor League Totals		30-23	3.43	76	76	4	2	0	446.1	438	212	170	17	9	135	358	21	6
N.L. Totals		11-10	3.57	33	33	1	1	0	206.2	181	89	82	22	15	64	172	12	0
A.L. Totals		158-126	3.74	379	367	33	11	0	2384.2	1607	1071	990	210	65	866	1820	92	7
Major League Totals		169-136	3.72	412	400	34	12	0	2591.1	2418	1160	1072	232	79	930	1992	104	7

* Led League

- 1987 Selected by the Kansas City Royals in the 1st round (9th overall pick) in the June Free Agent Draft.
- 1999 Traded to the Oakland A's in exchange for pitchers Brad Rigby, Blake Stein and minor league pitcher Jeff D'Amico on July 31.
- 2000 Signed as a Free Agent with the New York Mets on Dec. 11.
- 2001 Acquired from the New York Mets in exchange for 1B Mo Vaughn on Dec. 27.
- 2003 Signed as a Free Agent with the Kansas City Royals on Aug. 6.

Appier's M.L. Batting Totals

	AVG.	AB	H	HR	RBI
M.L. Totals	.096	83	8	0	4

Appier's Career Fielding

POSITION	PCT.	G	PO	A	E	TC	DP
Pitcher	.973	412	201	224	12	437	25

Appier's All-Star Game Totals

Year	Club, Site	W-L	ERA	G	GS	CG	SHO	SV	IP	H	R	ER	HR	HB	BB	SO
1995	A.L., Tex.	0-0	0.00	1	0	0	0	0	2.0	0	0	0	0	0	1	

Appier's Division Series Record

Year	Club, Opp.	W-L	ERA	G	GS	CG	SHO	SV	IP	H	R	ER	HR	HB	BB	SO
2000	Oak., NYY	0-1	3.48	2	1	0	0	0	10.1	10	4	4	1	0	6	13
2002	Ana., NYY	0-0	5.40	1	1	0	0	0	5.0	5	3	3	1	1	3	3
LDS Totals		0-1	4.11	3	2	0	0	0	15.1	15	7	7	2	1	9	16

Appier's League Championship Series Record

Year	Club, Opp.	W-L	ERA	G	GS	CG	SHO	SV	IP	H	R	ER	HR	HB	BB	SO
2002	Ana., Min.	0-1	3.48	2	2	0	0	0	10.1	10	4	4	0	0	4	3

Appier's World Series Record

Year	Club, Opp.	W-L	ERA	G	GS	CG	SHO	SV	IP	H	R	ER	HR	HB	BB	SO
2002	Ana., SF	0-0	11.37	2	2	0	0	0	6.1	9	8	8	4	0	5	4

ROYALS RECORDS & STATISTICS MEDIA

Appier's 2003 and Career Breakdown

vs. American League	2003							CAREER						
	W-L	S	ERA	G	IP	H	ER	W-L	S	ERA	G	IP	H	ER
vs. Anaheim	-	-	-	-	-	-	-	12-5	0	3.26	22	157.1	145	57
Baltimore	0-1	0	23.14	2	4.2	16	12	6-11	0	4.49	26	150.1	158	75
Boston	-	-	-	-	-	-	-	13-10	0	3.89	30	189.2	187	82
Chicago	-	-	-	-	-	-	-	13-10	0	3.74	30	178.0	177	74
Cleveland	1-0	0	1.80	1	5.0	2	1	14-11	0	3.84	30	190.0	191	81
Detroit	-	-	-	-	-	-	-	13-8	0	3.64	28	175.2	150	71
Kansas City	0-0	0	1.80	1	5.0	5	1	4-0	0	4.70	5	30.2	31	16
Minnesota	0-0	0	4.50	1	2.0	1	1	8-6	0	3.08	21	143.1	135	49
New York	1-2	0	5.79	4	18.2	20	12	9-10	0	4.28	26	160.0	153	76
Oakland	0-1	0	15.75	1	4.0	8	7	13-11	0	3.12	31	201.2	171	70
Seattle	1-1	0	6.43	3	14.0	14	10	16-8	0	3.39	31	199.0	169	75
Tampa Bay	2-1	0	1.83	3	19.2	17	4	8-1	0	1.86	9	63.0	48	13
Texas	1-2	0	6.60	3	15.0	15	11	8-7	0	4.99	33	185.2	178	103
Toronto	-	-	-	-	-	-	-	9-9	0	2.84	24	171.1	130	54
vs. National League	W-L	S	ERA	G	IP	H	ER	W-L	S	ERA	G	IP	H	ER
vs. Arizona	-	-	-	-	-	-	-	1-0	0	4.50	2	14.0	11	7
Atlanta	-	-	-	-	-	-	-	3-0	0	2.67	4	27.0	20	8
Chicago	-	-	-	-	-	-	-	0-2	0	5.11	2	12.1	15	7
Cincinnati	-	-	-	-	-	-	-	2-1	0	4.32	3	16.2	20	8
Colorado	-	-	-	-	-	-	-	1-1	0	6.75	2	8.0	7	6
Florida	0-1	0	5.14	1	7.0	3	4	2-2	0	3.30	7	43.2	31	16
Houston	-	-	-	-	-	-	-	0-1	0	2.45	2	14.2	12	4
Los Angeles	2-0	0	1.64	2	11.0	13	2	3-1	0	3.13	5	31.2	35	11
Milwaukee	-	-	-	-	-	-	-	8-4	0	3.64	21	121.0	123	49
Montreal	-	-	-	-	-	-	-	2-1	0	2.86	3	22.0	18	7
New York	-	-	-	-	-	-	-	-	-	-	-	-	-	-
Philadelphia	0-0	0	3.18	1	5.2	6	2	0-0	0	3.20	3	19.2	16	7
Pittsburgh	-	-	-	-	-	-	-	1-1	0	3.45	3	15.2	17	6
St. Louis	-	-	-	-	-	-	-	0-3	0	10.71	4	19.1	38	23
San Diego	-	-	-	-	-	-	-	0-0	0	3.75	2	12.0	10	5
San Francisco	-	-	-	-	-	-	-	0-2	0	6.00	3	18.0	22	12
Monthly	W-L	S	ERA	G	IP	H	ER	W-L	S	ERA	G	IP	H	ER
March/April	1-2	0	7.36	4	18.1	22	15	22-23	0	3.89	60	359.0	343	155
May	3-0	0	3.10	5	29.0	29	10	32-19	0	3.30	75	468.2	439	172
June	2-2	0	4.25	5	29.2	27	14	30-27	0	3.90	75	470.2	449	204
July	1-3	0	10.91	5	15.2	27	19	24-25	0	3.96	71	456.1	415	201
August	1-2	0	4.26	4	19.0	15	9	33-20	0	3.61	68	434.1	389	174
September/October	-	-	-	-	-	-	-	28-22	0	3.71	63	402.1	383	166
Situational Pitching	W-L	S	ERA	G	IP	H	ER	W-L	S	ERA	G	IP	H	ER
Home	4-2	0	4.89	10	42.1	49	23	80-67	0	3.54	201	1303.1	1162	512
Road	4-7	0	5.71	13	69.1	71	44	89-69	0	3.91	211	1288.0	1256	560
Before ASG	6-5	0	4.78	16	84.2	89	45	92-77	0	3.75	234	1448.1	1358	603
After ASG	2-4	0	7.33	7	27.0	31	22	77-59	0	3.69	178	1143.0	1060	469
Starter	8-9	0	5.40	23	111.2	120	67	169-135	-	3.71	400	2566.2	2384	1059
Reliever	-	-	-	-	-	-	-	0-1	0	4.74	12	24.2	34	13

Appier's Career by Ballpark

Ballpark	W-L	S	ERA	G	IP	ER	Ballpark	W-L	S	ERA	G	IP	ER
Edison Field	16-13	0	3.85	39	229.0	98	Skydome	4-3	0	3.36	10	69.2	26
Memorial Stadium	0-0	0	3.46	2	13.0	5	Bank One Ballpark	1-0	0	2.57	1	7.0	2
Camden Yards	3-7	0	5.85	13	67.2	44	Turner Field	2-0	0	2.25	3	20.0	5
Fenway Park	8-4	0	4.01	16	98.2	44	Wrigley Field	0-2	0	5.11	2	12.1	7
U.S. Cellular Field	7-3	0	3.53	11	71.1	28	Cinergy Field	2-0	0	3.86	2	11.2	5
Clev. Municipal Stadium	3-2	0	3.86	7	46.2	20	Coors Field	0-1	0	45.00	1	1.0	5
Jacobs Field	4-5	0	5.31	10	62.2	37	Pro Player Stadium	1-2	0	4.03	4	22.1	10
Tiger Stadium	5-4	0	3.88	12	69.2	30	Dodger Stadium	2-0	0	0.64	2	14.0	1
Comerica Park	1-0	0	1.93	2	14.0	3	County Stadium	3-3	0	4.03	13	73.2	33
Kauffman Stadium	58-44	0	3.43	137	919.1	350	Miller Park	1-0	0	1.50	1	6.0	1
Metrodome	4-1	0	2.44	7	44.1	12	Olympic Stadium	1-0	0	0.00	1	9.0	0
Yankee Stadium	3-3	0	3.79	11	71.1	30	Shea Stadium	4-5	0	3.62	16	104.1	42
Network Associates	17-13	0	3.51	39	243.2	95	Three Rivers Stadium	1-0	0	0.00	1	5.0	0
Kingdome	4-2	0	3.61	9	57.1	23	PNC Park	0-0	0	3.00	1	6.0	2
Safeco Field	3-2	0	3.82	5	33.0	14	Busch Stadium	0-2	0	14.14	2	7.0	11
Tropicana Field	5-1	0	2.16	6	41.2	10	Qualcomm Stadium	0-0	0	5.40	1	5.0	3
Arlington Stadium	2-2	0	4.10	6	41.2	19	Pacific Bell Park	0-2	0	6.23	2	13.0	9
Ballpark in Arlington	2-8	0	5.31	12	62.2	37							



53

MIGUEL ASENCIO

RIGHT-HANDED PITCHER



Height, Weight:
6-2, 190

Bats/Throws:
Right/Right

Resides:
Santo Domingo,
Dominican Republic

Birthdate (Age):
Sept. 29, 1980 (23)

Birthplace:
Villa Mella,
Dominican Republic

Acquired:
Selected in the Rule 5
Draft, Dec. 13, 2001

Contract Status:
Signed through 2004

Major League Service:
2 years

2003

- ▶ Went 2-1 with a 5.21 ERA in 8 starts for the Royals in 2003 (48.1 IP, 54 H, 29 R, 28 ER).
- ▶ Made his season debut against Chicago on April 3...did not figure in Kansas City's 12-6 win after allowing 5 hits and 4 runs in 5.0 innings.
- ▶ Picked up his 1st win of the year on April 10 at Detroit, 4-2 (5.0 IP, 6 H, 1 R, 0 ER).
- ▶ Collected his 1st career complete game in a 5-2 win at Baltimore on May 2...allowed just 2 runs on 7 hits while tying a career high with 6 strikeouts (also vs. Chicago, 9/12/02 and vs. Detroit, 4/20/03) in 9.0 innings...was the 1st complete game by a Kansas City pitcher in 2003.
- ▶ Suffered his only loss of the season in his next start, losing 15-5 to the Orioles in the 1st game of a doubleheader at Kauffman Stadium on May 9 (6.0 IP, 10 H, 8 ER).
- ▶ Made his final start of the 2003 campaign at Minnesota on May 15, taking a no decision in Kansas City's 14-inning, 9-5 victory (5.1 IP, 5 H, 3 ER).
- ▶ Was placed on the 15-day Disabled List on May 21 with right elbow inflammation.
- ▶ Underwent surgery to remove a bone chip from his right elbow on June 12...transferred to 60-day D.L. on June 15....the procedure was performed by Dr. Lewis Yocum.

2002

- ▶ Made the Royals Opening Day roster as a Rule 5 Draft pick at the age of 21.
- ▶ Spent the entire season with the Royals after pitching the entire 2001 season for Clearwater, the Phillies Class A affiliate.
- ▶ Finished tied for 3rd among Royals pitchers with 21 starts and logged 8 quality starts, 4th most on the team.
- ▶ Made his Major League debut on April 6 vs. Chicago...walked all 4 batters he faced throwing 16 balls and 0 strikes (0.0 IP, 0 H, 1 ER).
- ▶ Opened the season with 9 relief appearances before earning his 1st Major League start on May 21 at Anaheim...did not figure in KC's 5-1 loss in his 1st start after allowing 1 hit and 1 earned run in 5.0 innings of work.

Asencio's Career Bests		
Season:		
Wins	4	2002
ERA	5.11	2002
SV	—	—
IP	123.1	2002
SO	58	2002
Win Streak	2	2003
Game Highs:		
IP	9.0 – at Bal, 5/2/03	
Low Hit	1 – at Ana, 5/21/02 (5 IP)	
SO	6 – 3 times	
	Last: at Bal, 5/2/03	



- ▶ Earned a 3-2 win at Chicago on June 4 for his 1st Major League victory (6.1 IP, 4 H, 1 ER, 2 BB, 2 SO).
- ▶ Became the 3rd Dominican-born pitcher to make his 1st Major League start under the direction of a Dominican-born manager, joining Carlos Perez (1995) and Jose Paniagua (1996) who both made their 1st career starts under Felipe Alou with Montreal.
- ▶ Became the 7th Dominican starter to start under the direction of a Dominican manager...the others are Perez, Paniagua, Pedro Martinez, Miguel Batista, Julio Santana and Jose Lima.
- ▶ Was the 9th-youngest pitcher to start for the Royals at 21 years, 7 months and 22 days...he was just 1 day younger than Mark Gubicza who made his 1st career start on April 6, 1984.
- ▶ The Royals posted an 11-10 record in his 21 starts...RHP Paul Byrd was the only other pitcher to lead KC to a winning record in his starts (17-16).
- ▶ Recorded a 4.51 ERA (111.2 IP, 56 ER) and a 4-7 record as a starter, compared to a 10.80 ERA (11.2 IP, 14 ER) and a 0-0 mark in his 10 relief outings.
- ▶ Had a no decision in KC's 3-2 win over St. Louis on June 9 after allowing just 5 hits and 2 ER in 7.0 innings.
- ▶ Earned the win in a similar outing in KC's 4-2 victory vs. Minnesota on Aug. 25 after allowing only 2 runs on 5 hits in 7.0 innings.
- ▶ Took a no decision at Seattle on Aug. 31...allowed just 1 ER (6.0 IP, 3 H, 1 ER, 4 BB, 2 SO).
- ▶ All 6 of his August outings were decided by 2 runs or less...posted a 1-0 record and a solid 3.53 ERA (35.2 IP, 38 H, 14 ER) in his best month of the year.
- ▶ Excelled on the road, logging a 2.87 ERA and a 1-4 record (53.1 IP, 17 ER)...in contrast, he struggled at home, compiling a 6.81 ERA and a 3-3 record (70.0 IP, 53 ER)...allowed 12 of his 17 home runs at Kauffman Stadium.
- ▶ Averaged 5.4 walks per 9 innings before the All-Star Break, but narrowed the margin to 4.2 following the break.

Minor League Notes

- ▶ Asencio was selected by the Royals in the Rule 5 Draft on Dec. 13, 2001.
- ▶ Spent the 2001 season with the Phillies Class A team in Clearwater in the Florida State League...posted a 12-5 mark with a 2.84 ERA in 28 games, including 21 starts.
- ▶ Named to the 2001 Florida State League All-Star Team and finished 2nd in the league in ERA, tied for 2nd in wins, 3rd in innings and 4th in strikeouts.
- ▶ Named the FSL Player of the Week for July 16-22.
- ▶ Collected the 1st complete-game shutout of his career at Vero Beach on July 18 (9.0 IP, 4 H)...followed with a complete game in his next outing at St. Lucie on July 24 (Game 1), but was tagged with a 2-0 loss.
- ▶ Was signed by the Philadelphia Phillies as a non-drafted free agent on March 2, 1998.
- ▶ Began his career in the Dominican Summer League and posted a 0-2 record with a 6.55 ERA in 11 games.
- ▶ Pitched for the Phillies Gulf Coast Rookie League club in 1999 and went 1-4 with a 5.97 ERA in 9 games.
- ▶ Split time between Clearwater (A) and Batavia (A) in 2000, posting a 4-3 combined record with a 3.96 ERA...limited opposing hitters to a .224 batting average at Clearwater and a .191 average at Batavia.
- ▶ Collected his 1st career complete game at Williamsport on June 30, 2000 (2 H, 1 ER).

Miscellaneous Notes

- ▶ **Miguel DePaula Asencio** and his wife Rosalba reside in Santo Domingo, Dominican Republic...graduated from Liceo Tiro Al Blanco High School in the Dominican Republic.



Asencio's Career Totals

Year	Club	W-L	ERA	G	GS	CG	SHO	SV	IP	H	R	ER	HR	HB	BB	SO	WP	BK
1998	Philadelphia-DSL	0-2	6.55	11	4	0	0	0	22.0	39	29	16	0	6	12	7	5	2
1999	Gulf Coast	1-4	5.97	9	5	0	0	0	28.2	35	24	19	1	2	16	14	1	0
2000	Clearwater	2-1	2.73	5	5	0	0	0	33.0	22	10	10	2	0	17	24	1	1
	Batavia	2-2	4.99	7	7	1	0	0	39.2	32	23	22	3	3	17	28	2	0
2001	Clearwater	12-5	2.84	28	21	2	1	0	155.1	124	62	49	7	2	70	123	9	2
2002	KANSAS CITY	4-7	5.11	31	21	0	7	0	123.1	136	73	70	17	3	64	58	7	0
2003	KANSAS CITY	2-1	5.21	8	8	1	0	0	48.1	54	29	28	4	3	21	27	1	0
	Arizona (Rookie)	0-0	2.84	3	3	0	0	0	6.1	11	3	2	0	0	1	3	0	0
	Wichita	0-0	0.00	1	1	0	0	0	4.0	1	0	0	0	0	1	3	0	0
Minor League Totals		17-14	3.67	64	46	3	1	0	289.0	264	151	118	13	13	134	202	18	5
Major League Totals		6-8	5.14	39	29	1	7	0	171.2	190	102	98	21	6	85	85	8	0

1998 Signed by the Philadelphia Phillies as a non-drafted free agent, March 2.

2001 Selected by the Royals in the Rule 5 Draft, Dec. 13.

Asencio's M.L. Batting Totals

	AVG.	AB	H	HR	RBI
M.L. Totals	.000	2	0	0	0

Asencio's Career Fielding

POSITION	PCT.	G	PO	A	E	TC	DP
Pitcher	.944	39	16	18	2	36	2

Asencio's 2003 and Career Breakdown

		2003							CAREER						
vs. American League	W-L	S	ERA	G	IP	H	ER	W-L	S	ERA	G	IP	H	ER	
vs. Anaheim	-	-	-	-	-	-	-	1-0	0	3.75	3	12.0	13	5	
Baltimore	1-1	0	6.00	2	15.0	17	10	1-1	0	5.30	5	18.2	19	11	
Boston	-	-	-	-	-	-	-	0-0	0	36.00	1	1.0	4	4	
Chicago	0-0	0	6.55	2	11.0	10	8	1-2	0	5.97	6	28.2	30	19	
Cleveland	-	-	-	-	-	-	-	0-0	0	4.76	2	5.2	7	3	
Detroit	1-0	0	2.45	2	11.0	15	3	2-1	0	3.43	4	21.0	25	8	
Kansas City	-	-	-	-	-	-	-	-	-	-	-	-	-	-	
Minnesota	0-0	0	5.06	1	5.1	5	3	1-0	0	4.24	6	23.1	24	11	
New York	-	-	-	-	-	-	-	0-0	0	6.35	1	5.2	10	4	
Oakland	-	-	-	-	-	-	-	-	-	-	-	-	-	-	
Seattle	-	-	-	-	-	-	-	0-2	0	3.38	3	16.0	13	6	
Tampa Bay	-	-	-	-	-	-	-	0-0	0	3.60	1	5.0	6	2	
Texas	-	-	-	-	-	-	-	0-0	0	4.50	1	6.0	4	3	
Toronto	0-0	0	6.00	1	6.0	7	4	0-1	0	6.75	3	16.0	22	12	
vs. National League	W-L	S	ERA	G	IP	H	ER	W-L	S	ERA	G	IP	H	ER	
vs. St. Louis	-	-	-	-	-	-	-	0-1	0	3.75	2	12.0	11	5	
San Diego	-	-	-	-	-	-	-	0-0	0	67.50	1	0.2	2	5	
Monthly	W-L	S	ERA	G	IP	H	ER	W-L	S	ERA	G	IP	H	ER	
March/April	1-0	0	4.82	5	28.0	32	15	1-0	0	6.54	10	31.2	38	23	
May	1-1	0	5.75	3	20.1	22	13	1-1	0	5.26	10	39.1	37	23	
June	-	-	-	-	-	-	-	1-1	0	5.21	4	19.0	17	11	
July	-	-	-	-	-	-	-	1-3	0	5.47	5	24.2	33	15	
August	-	-	-	-	-	-	-	1-0	0	3.53	6	35.2	38	14	
September/October	-	-	-	-	-	-	-	1-3	0	5.06	4	21.1	27	12	
Situational Pitching	W-L	S	ERA	G	IP	H	ER	W-L	S	ERA	G	IP	H	ER	
Home	0-1	0	7.94	3	17.0	24	15	3-4	0	7.03	22	87.0	114	68	
Road	2-0	0	3.73	5	31.1	30	13	3-4	0	3.19	17	84.2	76	30	
Before ASG	2-1	0	5.21	8	48.1	54	28	3-3	0	5.49	25	95.0	96	58	
After ASG	-	-	-	-	-	-	-	3-5	0	4.70	14	76.2	94	40	
Starter	2-1	-	5.21	8	48.1	54	28	6-8	-	4.73	29	160.0	174	84	
Reliever	-	-	-	-	-	-	-	0-0	0	10.80	10	11.2	16	14	

Asencio's Career by Ballpark

Ballpark	W-L	S	ERA	G	IP	ER	Ballpark	W-L	S	ERA	G	IP	ER
Edison Field	0-0	0	1.80	1	5.0	1	Kauffman Stadium	3-4	0	7.03	22	87.0	68
Camden Yards	1-0	0	2.45	2	11.0	3	Metrodome	0-0	0	4.38	3	12.1	6
U.S. Cellular Field	1-1	0	3.12	3	17.1	6	Safeco Field	0-1	0	1.64	2	11.0	2
Jacobs Field	0-0	0	0.00	1	1.0	0	Skydome	0-0	0	4.50	2	12.0	6
Comerica Park	1-1	0	2.70	2	10.0	3	Busch Stadium	0-1	0	5.40	1	5.0	3



BRIAN BASS

RIGHT-HANDED PITCHER



2003

- Height, Weight:**
6-0, 190
- Bats/Throws:**
Right/Right
- Resides:**
Montgomery, Ala.
- Birthdate (Age):**
Jan. 6, 1982 (22)
- Birthplace:**
Pinehurst, N.C.
- Acquired:**
Selected in the 6th round of the 2000 June Free Agent Draft
- Contract Status:**
Signed through 2004
- M.L. Service:**
0 days (Rookie)
- ▶ Spent the entire season at Class A Wilmington where he compiled a 9-8 record and a 2.84 ERA in 26 starts...tossed 152.1 innings, allowing just 129 hits and 48 earned runs.
 - ▶ Tied teammate Zach McClellan for 4th in the Carolina League in ERA and set career highs in wins, complete games (2), strikeouts (119) and innings pitched.
 - ▶ Came within 1 out of a no-hitter against Winston-Salem in a 6-1 win at Wilmington on Aug. 6.
 - ▶ Was tabbed as the Royals 8th-best prospect by *Baseball America* and with having the organization's best curveball.

Minor League Notes

- ▶ Owns a 20-30 record with a 3.78 ERA in 85 career appearances, including 82 starts...has struck out 299 batters in 450.0 innings of work.
- ▶ Posted a 5-7 record and a 3.83 ERA in 20 starts for Burlington (A) in 2002.
- ▶ Was just 3-10 with a 4.65 ERA in 26 starts in 2001, but was tied for 5th in the Midwest league in shutouts (1).
- ▶ Is making his 1st appearance at big league camp after he was drafted in the 6th round of the 2000 June Free Agent Draft.

Miscellaneous Notes

- ▶ **Brian Michael Bass** graduated from Robert E. Lee (Montgomery, Ala.) High School in 2000...last name is pronounced (BASS)...pitched in the Alabama High School All-Star game in 2000.

Year	Club	W-L	ERA	G	GS	CG	SHO	SV	IP	H	R	ER	HR	HB	BB	SO	WP	BK
2000	Gulf Coast	3-5	3.89	12	9	0	0	0	44.0	36	27	19	0	9	18	44	10	0
	Charleston	0-0	6.75	1	1	0	0	0	4.0	6	3	3	0	0	0	1	0	0
2001	Burlington	3-10	4.65	26	26	1	1	0	139.1	138	82	72	16	15	53	75	14	1
2002	Burlington	5-7	3.83	20	20	1	0	0	110.1	103	57	47	8	2	31	60	9	0
2003	Wilmington	9-8	2.84	26	26	2	0	0	152.1	129	59	48	7	7	43	119	7	0
Minor League Totals		20-30	3.78	85	82	4	1	0	450.0	412	228	189	31	33	145	299	40	1

2000 Selected by the Kansas City Royals in the 6th round of the June Free Agent Draft...signed by Dennis Woody.



CARLOS BELTRAN

OUTFIELDER



15

Height, Weight:
6-1, 190

Bats/Throws:
Switch/Right

Resides:
Manati, Puerto Rico

Birthdate (Age):
April 24, 1977 (26)

Birthplace:
Manati, Puerto Rico

Acquired:
Selected in 2nd round of
1995 June Free Agent
Draft

Contract Status:
Signed through 2004

Major League Service:
5 years, 14 days

Major League Awards
A.L. Rookie of the Year
▶ 1999 - Kansas City

Career Notes

- ▶ Beltran owns a .288 career batting average, hitting at a .293 clip with 30 home runs against left-handed pitchers, while batting .286 with 78 home runs against right-handers.
- ▶ Has recorded 4 100-run, 100-RBI seasons in the last 5 Major League seasons.
- ▶ Is the Major League's all-time leader in stolen base percentage with 100 or more stolen bases (150-for-170, .882)...the next closest player is Pokey Reese with a .852 mark (138-for-162).
- ▶ In 2003 became just the 6th player in Major League history to record 3 seasons with 100 runs, 100 RBI and 30 stolen bases (also Barry Bonds, George Sisler, Honus Wagner, Kiki Cuyler, Ty Cobb)...joined Bonds (SF, 1995-97) and Sisler (STL, 1920-22) as the only player to accomplish the feat in 3 straight seasons.
- ▶ Is a 2-time winner of the Les Milgram Royals Player of the Year, earning the award in 2001 and 2003.
- ▶ In 1999, he joined Lou Piniella (1969) and Bob Hamelin (1994) as the only Royals to win American League Rookie of the Year honors...teammate Angel Berroa won the award in 2003.
- ▶ Has stolen 3rd base 14 times, including 6 times in 2003.
- ▶ Broke Mickey Mantle's A.L. record (79) for switch-hitters in 2002 with 80 extra-base hits (44 doubles, 7 triples, 29 homers).
- ▶ Has been the Royals starting centerfielder for 4 of the last 5 Opening Days (was on the D.L. in 2003).
- ▶ KC is 10-4 when he steals at least 2 bases in a game.

2003

- ▶ Was named the Royals Player of the Year after leading the Royals in nearly every offensive category, despite missing the club's first 14 games, during which the Royals posted an 11-3 record.
- ▶ Opened the season on the 15-day D.L. after suffering a strained right oblique during Spring Training...was placed on the D.L. on March 28, retroactive to March 21.
- ▶ Led the team in average (.307), runs (102), triples (10), home runs (26), RBI (100), walks (72) and stolen bases (41).
- ▶ Recorded his 4th season with at least 100 runs and 100 RBI.
- ▶ Became the 1st Royal and the

Beltran's Career Bests		
Season:		
Avg:	.307	2003
Hits	194	1999
HR	29	2002
RBI	108	1999
SB	41	2003
Hit Streak	14	2001
Game Highs:		
Hits		
	4 - 9 times	
	Last: at Tex, 7/12/03	
Home Runs		
	2 - 8 times	
	Last: vs. Min, 8/16/03	
RBI		
	6 - 3 times	
	Last: at Sea, 5/21/03	
SB		
	3 - vs. Ari, 9/4/03	
Grand Slams		
	1 - 4 times	
	Last: vs. Cle, 7/21/02	



ROYALS HISTORY

23rd player (41st time) in Major League history to record a 20 home run/40 stolen base season.

- ▶ Ranked among the league leaders in stolen bases (3rd), triples (3rd), batting average with runners in scoring position (4th, .347), home batting average (6th, .333), outfield assists (t-6th, 10) and night batting average (7th, .322)
- ▶ Recorded the Royals 1st 40-stolen base season since Johnny Damon in 2000 (46)...became the Majors all-time leader in career stolen base percentage with at least 120 stolen bases (.882, 150-for-170).

A MAJOR LEAGUE FIRST

Carlos Beltran posted some of the most impressive numbers in Major League history in 2003, becoming the 1st switch hitter in the history of the game to hit at least .300, hit 25 home runs and steal at least 40 stolen bases. The feat has been accomplished only 11 other times in Major League history, including just 4 times in the American League.

25 HR/40 SB/.300 AVG CLUB						
Rk.	Player	Team	Avg.	HR	SB	
1.	Barry Bonds	1996 Giants	.308	42	40	
2.	Jose Canseco	1988 Athletics	.307	42	40	
3.	Alex Rodriguez	1998 Mariners	.310	42	46	
4.	Vladimir Guerrero	2002 Expos	.336	39	40	
5.	Alfonso Soriano	2002 Yankees	.300	39	41	
6.	Barry Bonds	1990 Pirates	.301	33	52	
7.	Rickey Henderson	1990 Athletics	.325	28	65	
8.	Joe Morgan	1976 Reds	.320	27	60	
9.	Carlos Beltran	2003 Royals	.307	26	41	
10.	Bobby Bonds	1970 Giants	.302	26	48	
11.	Ryne Sandberg	1985 Cubs	.305	26	54	
12.	Cesar Cedeno	1973 Astros	.320	25	56	

- ▶ Became 1 of 5 players in club history to collect 10 doubles, triples, home runs and stolen bases in a season (also George Brett, Al Cowens, Hal McRae and Johnny Damon)...was 1 of only 3 players in the Majors in 2003 (Nomar Garciaparra and Rafael Furcal).
- ▶ Recorded his 4th, 20 home run/20 stolen base season...is the only Royal with more than 2 20/20 seasons.
- ▶ Started the season by going 0-for-16...collected his 1st hit of the season (an RBI single) at Toronto on April 25 and finished the game 2-for-5...it was the 1st game of a 6-game hitting streak during which he drove in 7 runs...hit .317 after snapping his 0-for-16 stretch.
- ▶ Hit .296 (82-277) with 12 home runs and 43 RBI prior to the break...hit .321 (78-243) with 14 home runs and 46 RBI after the break.
- ▶ Was moved around in the lineup during the season, hitting 2nd, 3rd, 4th and 5th...finished the season hitting 2nd where he hit .377 (20-53)...hit .263 (73-278) batting 3rd; .339 (38-112) batting cleanup; and .356 (26-73) batting 5th...14 of his home runs came in the 3rd spot.
- ▶ Hit his 1st home run of the season at Toronto on April 27 in Kansas City's 10-9 loss.
- ▶ Hit an inside-the-park home run at Boston on April 29...it was the 84th in club history and the 1st by a Royal at Fenway Park...the inside-the-park homer was the 2nd of his career (also Aug. 4, 2002 at Minnesota).
- ▶ Homered in 3 of 4 games from April 27-May 1.
- ▶ Delivered a pinch-hit single vs. Boston on May 5 in his 1st pinch-hit appearance of the season.
- ▶ Was caught stealing for the 1st time in 2003 by Geronimo Gil in the 1st inning of KC's 15-5 loss to Baltimore on May 9 (game 1)...had a season-high 3 hits in the 2nd game of the doubleheader, all singles.
- ▶ Went 3-for-4 with a game-winning solo home run at Minnesota on May 12.
- ▶ Hit a pinch-hit home run with 2 outs in the 9th inning of Kansas City's 4-3 loss to Toronto on May 18...was the 1st pinch-hit home run of his career and Kansas City's 1st since Sept. 24, 2002 (Aaron Guiel vs. Detroit - 8th inning).
- ▶ Tied a career high with 6 RBI and 2 home runs at Seattle on May 21...was his 7th career multi-homer game and 3rd career 6-RBI game.
- ▶ Stole the 120th base of his career at Los Angeles on June 3, tying U.L. Washington for 8th on the club's all-time career charts.
- ▶ Recorded 5 straight multi-hit games from June 7-13, going 12-for-22 (.545) during that stretch.

- ▶ Delivered an RBI single in the 1st inning of KC's 9-8 win over Minnesota on June 16, putting him in sole possession of 10th place on the Royals career charts with 399...also scored the winning run in the bottom of the 9th.
- ▶ Recorded his 400th career RBI in the 6th inning of the Royals 14-7 victory over Minnesota on June 17.
- ▶ Reached base in 37 of 38 starts from May 7-June 20, batting .355 (49-138) with 29 walks during that stretch.
- ▶ Homered at Texas on July 11 to snap his longest homerless streak of his career (117 at bats)...it was his 1st home run since June 7.
- ▶ Had 9 hits in 12 at bats from July 11-13 with a double, triple and home run...had just 2 hits in his 26 at bats prior to those 3 games.
- ▶ Made a spectacular catch in centerfield in Kansas City's 5-1 win over Seattle on July 19...took a home run away from Dan Wilson with 1 out in the 7th inning of a then 2-1 game by reaching over the centerfield wall.
- ▶ Hit his 1st career walk-off home run with a 2-run shot to centerfield on a 0-2 count with 1 out in the 10th vs. Seattle on July 20, giving Kansas City the 7-5 win...also stole his 24th straight base in the game and his 26th on the season to tie Ichiro Suzuki for the most stolen bases in the A.L.
- ▶ Took over the league lead in stolen bases on July 21 with his 27th of the season.
- ▶ Put together a season-long 8-game hitting streak from July 11-21...went 15-for-31 (.484) with a double, 2 triples, 2 home runs, 11 RBI and 4 stolen bases during the streak.
- ▶ Moved into 9th place on the Royals all-time RBI list with his 426th RBI in the 5th inning of KC's 11-inning, 8-6 loss to Chicago on July 31...added his 11th home run in the 11th.
- ▶ Was caught attempting to steal 2nd base in the 6th inning of the Royals 9-6 loss to Tampa Bay on Aug. 1...it snapped a streak of 28-consecutive stolen bases and was his 1st caught stealing since May 9 (G1) vs. Baltimore...was also caught stealing on Aug. 2 and fell into 2nd place in the A.L. leaders with 31 stolen bases.
- ▶ Reached base in all 5 plate appearances in KC's 10-8 win over Tampa Bay on Aug. 2...went 2-for-2 with 3 walks, a home run and 2 RBI.
- ▶ Batted .323 in July (32-for-99) with 4 home runs and 21 RBI.
- ▶ Hit his 100th career home run at Tampa Bay on Aug. 9.
- ▶ Collected the 8th multi-homer game of his career and the 2nd on the season in KC's 14-5 loss to Minnesota on Aug. 16...hit a 2-run home run in his 1st at bat and added a solo shot in the 6th, both off of starter Kyle Lohse...he finished 3-for-4 with 3 RBI in what was his 1st start since Aug. 9.



Beltran on the Career Charts

Career Runs Scored

1.	1583	George Brett	1973-93
2.	1074	Amos Otis	1970-83
3.	1060	Willie Wilson	1976-90
4.	—	—	—
6.	571	Fred Patek	1971-79
7.	532	Mike Sweeney	1995-03
8.	504	Johnny Damon	1995-2000
9.	495	Carlos Beltran	1998-2003

Career Hits

1.	3154	George Brett	1973-93
2.	2006	Frank White	1973-90
3.	1977	Amos Otis	1970-83
4.	—	—	—
6.	1036	Fred Patek	1971-79
7.	1014	Mike Sweeney	1995-2003
8.	945	Joe Randa	1995-96, 1999-2003
9.	894	Johnny Damon	1995-2000
10.	825	Carlos Beltran	1998-2003

Career Doubles

1.	665	George Brett	1973-93
2.	449	Hal McRae	1973-87
3.	407	Frank White	1973-90
4.	—	—	—
7.	192	Joe Randa	1995-96, 1999-2003
8.	182	Fred Patek	1971-79
9.	174	Mike MacFarlane	1987-94, 1996-98
10.	156	Johnny Damon	1995-2000
NR	137	Carlos Beltran	1998-2003

Career Triples

1.	137	George Brett	1973-93
2.	133	Willie Wilson	1976-90
3.	65	Amos Otis	1970-83
4.	63	Hal McRae	1973-87
5.	58	Frank White	1973-90
6.	47	Johnny Damon	1995-2000
7.	44	Al Cowens	1974-79
8.	43	Carlos Beltran	1998-2003

Career Home Runs

1.	317	George Brett	1973-93
2.	193	Amos Otis	1970-83
3.	169	Hal McRae	1973-87
4.	—	—	—
7.	124	Danny Tartabull	1987-91
8.	119	Steve Balboni	1984-88
9.	109	Bo Jackson	1986-90
10.	108	Carlos Beltran	1998-2003

Career Runs Batted In

1.	1595	George Brett	1973-93
2.	1012	Hal McRae	1973-87
3.	992	Amos Otis	1970-83
4.	—	—	—
6.	552	John Mayberry	1972-77
7.	509	Willie Wilson	1976-90
8.	477	Joe Randa	1995-96, 1999-2003
9.	465	Carlos Beltran	1998-2003

Career Stolen Bases

1.	612	Willie Wilson	1976-90
2.	340	Amos Otis	1970-83
3.	336	Fred Patek	1971-79
4.	201	George Brett	1973-93
5.	178	Frank White	1973-90
6.	156	Johnny Damon	1995-2000
7.	150	Carlos Beltran	1998-2003
8.	150	Tom Goodwin	1994-97

Career Grand Slams

1.	6	Frank White	1973-90
2.	5	Danny Tartabull	1987-91
3.	4	Carlos Beltran	1998-2003



- ▶ Was named the Royals Player of the Month in September after hitting .317 (32-101) with 3 doubles, 3 triples, 5 home runs, 17 RBI and 22 runs scored...had an outstanding August, hitting .341 (31-91) with 6 homers and 21 RBI.

Seeing 20/20			
Carlos Beltran is the 1st player in Royals history to collect 20 home runs and 20 stolen bases in more than 2 seasons:			
Player	Year	HR	SB
Carlos Beltran	2003	26	41
Carlos Beltran	2002	29	35
Carlos Beltran	2001	24	31
Carlos Beltran	1999	22	27
Bo Jackson	1989	32	26
Bo Jackson	1988	25	27
Amos Otis	1978	22	32

2002

- ▶ Led the Royals in nearly every offensive category, except batting average...posted team highs in at bats (637), runs (114), hits (174), doubles (44), triples (7), home runs (29), RBI (105), walks (71) and stolen bases (35).
- ▶ Posted career highs in runs, doubles and home runs.
- ▶ Ranked among the A.L. leaders in stolen bases (2nd), doubles (5th), runs (7th, tied), outfield assists (12, 4th), triples (5th), extra base hits (80, 6th), at bats (6th), strikeouts (135, 7th, tied) and total bases (319, 9th).
- ▶ Tied a team record, joining Hal McRae and Al Cowens in 1977 as the only Royals in club history to play in all 162 games in a single season...was 1 of just 6 Major League players to play in 162 games.
- ▶ The switch-hitter hit .283 (134-474) with 21 homers off right-handed pitchers, compared to .245 (40-163) off left-handers with 8 homers.
- ▶ Joined Amos Otis (1971) as the only players in club history to lead the team in homers, stolen bases and RBI in the same season.
- ▶ Became the 1st player in club history to record 3 100 run/100 RBI seasons (also 1999 and 2001).
- ▶ Became the 1st Royal to lead the team in RBI in back-to-back seasons (had 101 in 2001) since John Mayberry in 1975-76...also was the 1st Royal to lead the team in runs (had 106 in 2001) in back-to-back seasons since Willie Wilson in 1980-81.
- ▶ Finished 1 home run shy of becoming the 1st player in club history to hit 30 homers and steal 30 bases in the same season...became the 1st player in franchise history to hit 20 homers and steal 20 bases in 3 different seasons (also 1999 and 2001).
- ▶ Hit home runs from both sides of the plate for the 2nd time in his career and just the 5th time in club history on Sept. 6 vs. Seattle.
- ▶ Started 184 consecutive games from July 26, 2001 to Aug. 19, 2002...pinch hit on Aug. 20th...his starting streak was the longest at the time in the Majors.
- ▶ Posted a .254 batting average prior to the All-Star Break (83-327), compared to a .294 mark after the break (91-310)...17 of his 29 homers came after the Mid-Summer Classic.
- ▶ Hit his 1st career inside-the-park home run at Minnesota on Aug. 4.
- ▶ Was named A.L. Co-Player of the Week for the week of July 15-21 with teammate Raul Ibanez after leading the Majors in hits (15-36, .417) for the week.
- ▶ Notched his 100th career stolen base vs. Toronto on Aug. 1.
- ▶ Hit his 2nd grand slam of the season in the 7th inning of KC's 13-12, 10-inning victory over Cleveland on July 21...he won fan John Richmond of Kansas City, Kan., \$25,000 through the Royals Radio Network and the Sonic Slam promotion...he also hit a grand slam at Texas on May 31.
- ▶ Homered in 3 straight games from July 29-31 (all vs. Toronto)...his homer on July 31 came in the 8th inning off the right field foul pole.
- ▶ His longest hitting streak of the year was a 7-game stretch from July 15-July 20, where he went 14-for-28 with 3 doubles, 1 triple, 1 home run and 5 RBI.

2001

- ▶ Beltran was named the Royals Player of the Year after leading the club with a .306 average, 106 runs, 101 RBI and 31 stolen bases...became the youngest player to win the award since George Brett in 1975 and 1976 at the ages of 22 and 23.
- ▶ Recorded his 2nd 100-run, 100-RBI season and the 8th in club history...became the 5th Royals to accomplish the feat, joining George Brett (1979, 1985), Jermaine Dye (2000), Darrell Porter (1979) and Mike Sweeney (1999, 2000).



- ▶ Ranked among league leaders in 11 offensive categories as well as outfield assists (tied for 2nd)...led the league in stolen base percentage, going 31-for-32 (.969).
- ▶ Ranked 3rd in the American League after the All-Star Break with a .358 average (101-for-282), trailing Jason Giambi (.367) and Frank Catalanotto (.358).
- ▶ Led the Major Leagues in hits and RBI in the final 30 days of the season, logging 34 hits and 24 RBI in his last 21 games to finish ahead of Sammy Sosa's 33 hits and 23 RBI.
- ▶ Tied a career-high by driving in 6 runs on the final day of the season to finish ahead of Mike Sweeney as the team's leader with 101 RBI.
- ▶ Ranked 1st among A.L. outfielders with 6 double plays and 3rd in total chances (423).
- ▶ Recorded 4 hitting streaks of 10 games or more, including a career-best 14-game streak from July 31 to Aug. 14...he hit .367 (22-for-60) with 5 doubles during the streak.
- ▶ Set a club record for consecutive stolen bases on Aug. 10 vs. Detroit with 33, breaking the old record of 32 set by Willie Wilson from July 23 to Sept. 23, 1980...his streak was snapped the next night by Detroit's Javier Cardona who threw Beltran out at 2nd in the 4th inning...it was the 1st time he had been caught stealing since Sept. 29, 1999 at Seattle.
- ▶ Did not commit an error in the 1st 64 games, a personal stretch of 94 games without an error.
- ▶ Hit safely in 18 of 19 games from April 26 to May 18 (including 10 straight), going 24-for-75 (.320) during that stretch.
- ▶ Hit his 1st career grand slam off Chicago's Bobby Howry in the 7th inning on Aug. 22 to cap KC's scoring in a 13-12 loss...also hit a grand slam off Detroit's Adam Bernero in the 9th inning on Oct. 7 in a 10-4 win on the final day of the season.
- ▶ Homered in 3 straight games at Cleveland (June 29-July 1), and crushed 6 home runs in 15 at bats from June 27-July 1...all 6 home runs came in the 7th spot in the order.
- ▶ Teamed with Mike Sweeney and Raul Ibanez to become just the 2nd trio in Major League history to each homer in the same 3 consecutive games (June 29-July 1)...the only other teammates to accomplish the same feat were Dante Bichette, Vinny Castilla and Larry Walker with Colorado from Aug. 2-4, 1995.
- ▶ Teamed with Raul Ibanez on June 29 and 30 to become the first Royals duo to hit back-to-back home runs in consecutive games since Hal McRae and Willie Aikens (May 16-17, 1981 at Boston).
- ▶ Put together a career-long 14 game hitting streak from July 31-Aug. 14...hit .393 (22-for-56) during that stretch.
- ▶ Was named as the American League's Co-Player of the Week with Toronto's Kelvim Escobar for Aug. 20-26...led the league with a .500 average (12-for-24) and a .613 on-base percentage...collected a home run, a double, 2 triples, 7 runs, 9 RBI, 4 stolen bases and a .833 slugging percentage in 7 games.
- ▶ Earned back-to-back Royals Player-of-the-Month honors for August and September in a vote by local media...he hit .373 with 3 home runs and 18 RBI in August and hit .330 in September, leading the club in 8 offensive categories.
- ▶ Matched a career-high with 3 4-hit games, 2 coming vs. Detroit...went 4-for-4 vs. the Tigers on June 27 with 2 stolen bases in the game...went 4-for-5 at Detroit on Oct. 6 in game 1 of a doubleheader (8th career 4-hit game)...finished the day 6-for-9, falling a hit shy of the club's record for total hits in a doubleheader (7 by George Brett, Aug. 10, 1990 and Gerald Perry, July 14, 1990).
- ▶ Was a part of a 3-homer inning off Detroit's Nate Comejo at Kauffman Stadium on Sept. 27.
- ▶ Batted .341 in 84 games in the 3rd spot of the batting order...hit at a .248 clip in 33 games as the leadoff hitter.
- ▶ Hit .343 (97-283) against the American League Central teams with 14 home runs and 54 RBI in 72 games...hit .413 in 19 games against the Tigers, going 31-for-75 with 5 doubles, 2 triples, 6 home runs and 20 RBI.

2000

- ▶ Started 87 games in the Royals outfield (82 in center field, 3 in right field and 2 in left field) and was the starting designated hitter on 7 occasions.
- ▶ Started the season slowly, hitting just .220 (22-for-100) with 1 home run and 13 RBI in April.
- ▶ Batted .307 in May...hit .396 (21-for-53) with 10 runs scored, 4 doubles, 3 RBI, 2 home runs and a triple in 12 games to close out the month.

- ▶ Scored a career-high 4 runs at Boston on June 1 – the only time a Royals player scored 4 runs in a game during the 2000 season.
- ▶ Belted 2 solo homers in Kansas City's 6-1 win over Cleveland on June 29...it was the 2nd multi-homer game of his career and the 1st time in his career that he hit home runs from both sides of the plate in the same game...became just the 4th player in club history to accomplish that feat.
- ▶ Placed on the 15-day Disabled List on July 5 (retroactive to July 4) with a bone bruise on his right knee...was suspended by the Royals on Aug. 3 for failure to report to the club's rehab facility in Baseball City, Fla...removed from the suspended list on Aug. 21...recalled from his rehab assignment and reinstated from D.L. on Sept. 4.
- ▶ Appeared in a total of 9 games for 3 minor league clubs (Gulf Coast, Wilmington and Omaha) during the rehab assignment and went 12-for-35 (.343) with 5 homers and 9 RBI.
- ▶ Played a position other than center field for the 1st time in his pro career when he started in right field on Sept. 9 vs. Texas.
- ▶ Hit at a .310 clip (22-for-71) with 4 home runs and 12 RBI on the year from the right side of the plate, while managing just a .233 average (70-for-301) with 3 home runs and 32 RBI as a left-handed hitter.
- ▶ Was a perfect 13-for-13 in the stolen base department.
- ▶ Batted .277 (51-for-184) with 4 homers and 29 RBI in 51 games at Kauffman Stadium and .218 (41-for-188) with 3 homers and 15 RBI in 47 games on the road.



1999

- ▶ Earned the Jackie Robinson Award as the American League Rookie of the Year after hitting at a .293 clip with 112 runs scored, 22 home runs and 108 RBI...received 26 of the 28 1st-place votes given by the BBWAA.
- ▶ Also named the American League Rookie of the Year by *The Sporting News*, *Baseball America* and *Baseball Digest*...earned an outfield spot on both the Topps Rookie All-Star team and the *Baseball Digest* Rookie All-Star team.
- ▶ Became the 1st A.L. rookie to collect 100 RBI in a season since Mark McGwire in 1987 (118) and the first big league rookie with 100 RBI since Los Angeles' Mike Piazza in 1993 (112).
- ▶ Became the 3rd Royal to score 100 runs and drive in 100 runs in the same season, joining Darrell Porter (1979) and George Brett (1979, 1985)...Mike Sweeney became the 4th Royal to accomplish the feat, also in 1999.
- ▶ Became the 8th rookie in baseball history to score 100 runs and drive in 100 runs...he and Fred Lynn (Boston-1975) are the only 2 rookies to accomplish the feat since 1950...others on the list include Joe DiMaggio and Ted Williams.
- ▶ Tied Kevin Seitzer's 1987 club rookie marks with 56 extra base hits and 301 total bases.
- ▶ Was 2nd in the A.L. with 663 at-bats, tied for 2nd with 16 outfield assists, tied for 3rd with 10 sacrifice flies and 7th with 194 hits.
- ▶ Led A.L. rookies in runs, hits, home runs, RBI, multi-hit games (54), total bases, stolen bases (27) and on-base percentage (.337).
- ▶ Became just the 3rd Royal to record a 20/20 season with 22 home runs and 27 stolen bases...Amos Otis was the 1st to do so in 1978, and Bo Jackson accomplished the feat in 1988 and 1989.
- ▶ Connected for his 1st big league home run on April 10 at Chicago off Jaime Navarro.
- ▶ Put together a 12-game hitting streak from April 23-May 7...after the streak came to an end at Minnesota on May 8, put together a 10-game streak, hitting safely in 22 of 23 games from April 23-May 19.

- ▶ Belted 2 home runs in Kansas City's 9-4 loss to Cincinnati on June 5 (Game 1).
- ▶ Fielded at a .972 clip while setting a club rookie record with 16 outfield assists...led the league with 395 outfield putouts and 421 total chances.

1998

- ▶ Jumped from Class A to the Majors, earning the club's Minor League Player of the Year award along the way.
- ▶ Began the year at Wilmington...named the Carolina League Player of the Month for June after hitting .323 with 3 homers and 20 RBI.
- ▶ Named the Most Exciting Player, Best Outfield Arm and Best Defensive Outfielder in the Carolina League at the All-Star break in *Baseball America's* "Tools of the Trade" survey.
- ▶ Elevated to Wichita around the All-Star break and scorched the Texas League with a .352 average, 44 RBI and 50 runs in 47 games.
- ▶ Contract purchased by the Royals on Sept. 14...made his Major League debut that night vs. Oakland...collected his 1st big league hit off Buddy Groom.
- ▶ Became the 15th Royal to hit 2 triples in a game when he accomplished the feat against Detroit on Sept. 21.
- ▶ Selected by *Baseball America* as the top prospect in the Royals organization, the 5th-best prospect in the Texas League and the 7th-best prospect in the Carolina League.

Minor League Notes

- ▶ Beltran was the Royals 2nd round pick in the 1995 June Free Agent Draft.
- ▶ Batted .278 with 23 RBI in 52 games during his 1st pro season in the Gulf Coast League in 1995...selected by *Baseball America* as the 9th-best prospect in the GCL following the season.
- ▶ Began the 1996 season with Lansing in the Midwest League, but was sent to Spokane in the Northwest League in June...belted 7 homers in 59 games for the Indians...named by *Baseball America* as the 2nd-best prospect in the Royals organization and the 8th-best prospect in the Northwest League following the season.
- ▶ Named the best defensive outfielder in the Carolina League in 1997 in *Baseball America's* Tools of the Trade survey.

Miscellaneous Notes

- ▶ **Carlos Ivan Beltran** married the former Jessica Lugo just 3 days prior to being named the 1999 American League Rookie of the Year.
- ▶ Graduated from Fernando Callejas High in Puerto Rico in 1995.
- ▶ Supports youth educational programs in Puerto Rico and is an instructor for the Royals Youth Instructional Clinics.
- ▶ Joins several of his teammates at the "Gloves for Kids" events which provides aspiring Little Leaguers with their first baseball glove.
- ▶ Holds a celebrity golf benefit in Puerto Rico.

Beltran's Career Statistics

Year	Club	AVG	G	AB	R	H	2B	3B	HR	RBI	SH	SF	HP	BB	SO	SB	CS	E
1995	Gulf Coast	.278	52	180	29	50	9	0	23	1	3	3	13	30	5	3	2	
1996	Lansing	.143	11	42	3	6	2	0	0	0	0	0	1	11	1	0	2	
	Spokane	.270	59	215	29	58	8	3	7	29	3	2	0	31	65	10	2	7
1997	Wilmington	.229	120	419	57	96	15	4	11	46	3	1	4	46	96	17	7	8
1998	Wilmington	.276	52	192	32	53	14	0	5	32	0	1	2	25	39	11	7	2
	Wichita	.352	47	182	50	64	13	3	14	44	2	0	1	23	30	7	1	4
	KANSAS CITY	.276	14	58	12	16	5	3	0	7	0	1	1	3	12	3	0	1
1999	KANSAS CITY	.293	156	663	112	194	27	7	22	108	0	10	4	46	123	27	8	12
2000	KANSAS CITY	.247	98	372	49	92	15	4	7	44	2	4	0	35	69	13	0	6
	Gulf Coast	.500	1	4	3	2	1	0	1	1	0	0	0	1	0	0	0	0
	Wilmington	.308	3	13	2	4	0	1	2	6	0	0	0	0	5	0	0	0
	Omaha	.333	5	18	4	6	1	0	2	2	0	0	1	3	3	1	0	0
2001	KANSAS CITY	.306	155	617	106	189	32	12	24	101	1	5	5	52	120	31	1	5
2002	KANSAS CITY	.273	+162	637	114	174	44	7	29	105	3	7	4	71	135	35	7	7
2003	KANSAS CITY	.307	141	521	102	160	14	10	26	100	0	7	2	72	81	41	4	5
	Wichita	.333	3	9	3	3	2	0	0	1	0	0	0	0	3	1	0	0
	Minor League Totals	.268	353	1274	212	342	65	11	42	184	9	7	11	143	282	53	20	25
	Major League Totals	.288	726	2868	495	825	137	43	108	465	6	34	16	278	540	150	20	36

+ tied for league lead

1995 Selected by the Kansas City Royals in the 2nd round of the June Free Agent Draft...signed by Johnny Ramos.



Beltran's Career Fielding

POSITION	PCT.	G	PO	A	E	TC	DP
Center Field	.981	682	1,829	57	36	1922	14
Right Field	.000	24	6	0	0	6	0
Left Field	1.000	2	6	0	0	6	0

Beltran's 2003 and Career Breakdown

2003						CAREER					
vs. American League	AVG.	AB	H	HR	RBI	AVG.	AB	H	HR	RBI	
vs. Anaheim	.243	37	9	1	5	.298	191	57	8	33	
Baltimore	.273	22	6	0	0	.314	137	43	4	19	
Boston	.316	19	6	2	3	.276	123	34	3	13	
Chicago	.267	45	12	4	11	.280	279	78	12	47	
Cleveland	.292	48	14	0	4	.266	289	77	10	37	
Detroit	.215	65	14	2	8	.262	302	79	12	49	
Minnesota	.371	62	23	5	13	.299	284	85	13	53	
New York	.429	14	6	1	4	.312	125	39	3	17	
Oakland	.333	33	11	1	5	.274	197	54	3	25	
Seattle	.273	33	9	3	10	.310	187	58	9	38	
Tampa Bay	.318	22	7	2	5	.231	117	27	2	12	
Texas	.432	37	16	1	12	.328	183	60	9	39	
Toronto	.316	19	6	2	5	.260	123	32	7	19	
vs. National League	AVG.	AB	H	HR	RBI	AVG.	AB	H	HR	RBI	
vs. Arizona	.750	12	9	0	6	.600	25	15	1	9	
Atlanta	-	-	-	-	-	-	-	-	-	-	
Chicago	-	-	-	-	-	.500	26	13	1	5	
Cincinnati	-	-	-	-	-	.214	14	3	2	5	
Colorado	.385	13	5	1	4	.385	13	5	1	4	
Florida	-	-	-	-	-	.333	15	5	2	5	
Houston	-	-	-	-	-	.346	26	9	0	4	
Los Angeles	.111	9	1	1	1	.111	9	1	1	1	
Milwaukee	-	-	-	-	-	.174	23	4	1	2	
Montreal	-	-	-	-	-	.429	14	6	0	2	
New York	-	-	-	-	-	.250	8	2	1	1	
Philadelphia	-	-	-	-	-	-	-	-	-	-	
Pittsburgh	-	-	-	-	-	.245	49	12	2	10	
St. Louis	.160	25	4	0	4	.227	88	20	1	14	
San Diego	-	-	-	-	-	.333	15	5	0	2	
San Francisco	.333	6	2	0	0	.333	6	2	0	0	
Monthly	AVG.	AB	H	HR	RBI	AVG.	AB	H	HR	RBI	
March/April	.184	38	7	2	5	.252	416	105	12	54	
May	.301	93	28	7	17	.285	512	146	20	79	
June	.303	99	30	2	19	.279	520	145	19	75	
July	.323	99	32	4	21	.296	426	126	16	78	
August	.341	91	31	6	21	.308	432	133	17	69	
September/October	.317	101	32	5	17	.302	562	170	24	110	
Situational Hitting	AVG.	AB	H	HR	RBI	AVG.	AB	H	HR	RBI	
Home	.333	249	83	10	45	.305	1421	434	52	246	
Road	.283	272	77	16	55	.270	1447	391	56	219	
Day	.268	142	38	7	26	.277	869	241	31	136	
Night	.322	379	122	19	74	.292	1999	584	77	329	
Natural Grass	.307	459	141	21	89	.289	2536	733	96	414	
Artificial Turf	.306	62	19	5	11	.277	332	92	12	51	
Before ASG	.296	277	82	12	54	.273	1612	440	54	236	
After ASG	.320	244	78	14	46	.307	1256	385	54	229	
vs. LHP	.325	151	49	7	25	.293	706	207	30	99	
vs. RHP	.300	370	111	19	75	.286	2162	618	78	366	
with RISP	.347	150	52	8	70	.323	743	240	34	354	
Bases Loaded	.200	5	1	0	2	.339	56	19	4	58	
Pinch Hitter	.750	4	3	1	1	.375	8	3	1	1	
Desig. Hitter	.290	31	9	1	3	.267	120	32	5	23	

Beltran's Career by Ballpark

Ballpark	AVG	AB	H	HR	RBI	Ballpark	AVG	AB	H	HR	RBI
Edison Field	.275	109	30	6	19	Tropicana Field	.214	56	12	1	7
Camden Yards	.317	60	19	2	10	Arlington Stadium	.300	100	30	7	29
Fenway Park	.333	66	22	2	8	Skydome	.221	68	15	2	8
U.S. Cellular Field	.232	142	33	5	16	Wrigley Field	.500	26	13	1	5
Jacobs Field	.245	155	38	6	16	Coors Field	.385	13	5	1	4
Tiger Stadium	.304	23	7	0	2	Dodger Stadium	.111	9	1	1	1
Comerica Park	.248	113	28	5	20	County Stadium	.231	13	3	0	1
Kauffman Stadium	.305	1421	434	52	246	Miller Park	.100	10	1	1	1
Metrodome	.288	153	44	7	23	Olympic Stadium	.429	14	6	0	2
Yankee Stadium	.310	58	18	1	8	Shea Stadium	.250	8	2	1	1
Network Associates	.227	97	22	0	10	Three Rivers Stadium	.296	27	8	1	5
Kingdome	.500	14	7	1	6	PNC Park	.200	10	2	1	4
Safeco Field	.309	68	21	3	11	Busch Stadium	.114	35	4	1	2



BRANDON BERGER

OUTFIELDER
(NON-ROSTER)



ROYALS HISTORY MEDIA

Height, Weight:
5-11, 205

Bats/Throws:
Right/Right

Resides:
Ft. Mitchell, Ky.

Birthdate (Age):
Feb. 21, 1975 (29)

Birthplace:
Covington, Ky.

Acquired:
Selected in 14th round of
the 1996 June Free Agent
Draft

Contract Status:
Signed through 2004

Major League Service:
166 days

2003

- ▶ Made the Opening Day roster for the 2nd straight season and batted .219 (7-for-32) with 3 RBI in 13 games for Kansas City.
- ▶ Made his 1st Opening Day start on March 31 vs. Chicago, starting in right field...scored the 1st run of the season for Kansas City on a single by Angel Berroa in the 2nd inning.
- ▶ Collected a season-high in hits and RBI at Chicago on April 15, going 2-for-5 with 2 RBI.
- ▶ Was optioned to Omaha (AAA) on May 6 and spent the remainder of the season with the Triple A club...batted .270 with 12 home runs and 53 RBI in 62 games.
- ▶ Named Pacific Coast League Player of the week for June 30-July after hitting .419 with 21 RBI during the 7-game stretch.

2002

- ▶ Made the Opening Day roster for the 1st time in his career and played in 51 games for the Royals...he hit .201, going 27-134 with 6 homers and 17 RBI.
- ▶ Made 4 different tours with the Royals...was optioned to Omaha on April 21 to make room when Bryan Rekar was added to the 25-man roster.
- ▶ Recalled from Omaha on May 7 when Brent Mayne was placed on the D.L. and optioned on May 20 when Mayne returned.
- ▶ Was recalled from Omaha on June 6 and optioned to Omaha on July 20...was also recalled from Omaha on Sept. 6.
- ▶ Had a career-best 3 hits vs. Cleveland on May 10 and drove in a career-best 4 runs vs. St. Louis on June 7...hit a career-best 2 home runs in the game vs. St. Louis.
- ▶ Hit .291 for Omaha with 30 extra-base hits and 47 RBI...finished 5th on the team with 13 home runs despite playing in just 68 games.
- ▶ Has hit 8 career home runs, with 4 off Chicago's Mark Buehrle.

2001

- ▶ Was named Royals Minor League Player of the Year after hitting .308 in 120 games for Wichita (AA) with a Texas League-high 40 home runs, 4 shy of the organization's Minor League record...he also led the league with 71 extra-base hits and a .648 slugging percentage.
- ▶ Ranked 2nd among all Minor Leaguers in homers (Phil Hiatt, Las Vegas - 44 HR).

Berger's Career Bests		
Season:		
Avg	.313	2001
Hits	27	2002
HR	6	2002
RBI	17	2002
Hit Streak	3	2002
Game Highs:		
Hits		
3 - vs. Cle, 5/10/02		
Home Runs		
2 - vs. STL, 6/7/02		
RBI		
4 - vs. STL, 6/7/02		



- ▶ Set a Wichita franchise mark and became the 1st Texas Leaguer with a 40-homer season since 1964.
- ▶ Received just 36 at bats over the season's 1st month, but emerged as an everyday starter and led the Wranglers in hits (140), runs (98), doubles (28) and RBI (118).
- ▶ Hit .331 (108-for-326) in 81 games after May with 26 doubles and 31 homers...hit just .250 in his first 39 games with 6 doubles and 9 home runs.
- ▶ Led all Royals Minor Leaguers in home runs and RBI, while finishing 2nd in average behind Ken Harvey's .350 mark.
- ▶ Had his contract purchased from Wichita (AA) by the Royals on Sept. 8 and made his Major League debut at Texas on Sept. 9 as a pinch runner in the 9th inning...he made his 1st start in left field at Cleveland on Sept. 18.
- ▶ Recorded his 1st Major League hit on Sept. 23 at Chicago, going 2-for-3...his 2nd hit was his 1st big league home run, a 411-foot solo shot off Mark Buehrle in the 8th inning of a 10-2 loss.

Minor League Notes

- ▶ Berger ranked 2nd in average, 4th in hits and 5th in HR and RBI in the Northwest League in 1996.
- ▶ Named to Carolina League All-Star team in 1999 and tied for 4th in batting average...finished 5th in the league in average in 2000 and led Wilmington with 15 home runs and 71 RBI.

Miscellaneous Notes

- ▶ **Brandon Charles Berger** and his wife Carrie had their 1st child, Marcus, following the 2001 season...graduated from Beechwood High School in Ft. Mitchell, Ky. in 1993.
- ▶ Attended Eastern Kentucky University...participates in Royals Instructional Youth Clinics and is involved with the "Touch 'Em All" project through the Garth Brooks Foundation.

Berger's Career Statistics

Year	Club	AVG	G	AB	R	H	2B	3B	HR	RBI	SH	SF	HP	BB	SO	SB	CS	E
1996	Spokane	.307	71	283	46	87	12	1	13	98	1	3	2	31	64	17	5	4
1997	Lansing	.293	107	393	64	115	22	6	12	73	0	4	7	42	79	13	1	3
1998	Wilmington	.222	110	338	53	75	18	3	8	50	7	5	5	53	94	13	3	2
1999	Wilmington	.293	119	450	73	132	27	4	16	73	6	6	8	45	93	29	7	5
2000	Wilmington	.285	102	379	63	108	18	4	15	71	4	3	17	*40	71	12	4	3
	Wichita	.163	27	86	9	14	2	0	3	8	1	1	2	7	27	6	1	0
2001	Wichita	.308	120	454	98	140	28	3	*40	118	1	3	14	43	91	14	6	4
	KANSAS CITY	.313	6	16	4	5	1	1	2	2	0	0	0	2	2	0	0	0
2002	KANSAS CITY	.201	51	134	16	27	5	1	6	17	0	1	2	8	32	1	0	0
	Omaha	.291	68	261	34	76	16	1	13	47	0	1	5	25	43	11	2	3
2003	KANSAS CITY	.219	13	32	3	7	0	0	0	3	1	0	0	5	4	0	0	0
	Omaha	.270	62	226	43	61	16	3	12	53	0	4	6	31	58	6	1	2
Minor League Totals		.282	786	2870	483	808	199	25	132	551	20	30	66	317	620	121	30	26
Major League Totals		.214	70	182	23	39	6	2	8	22	0	1	2	15	38	1	0	0

*-Led League

1996 Selected by the Kansas City Royals in the 14th round of the June Free Agent Draft...signed by Wil Rutenschroer.

Berger's Career Fielding

POSITION	PCT.	G	PO	A	E	TC	DP
Right Field	1.000	32	52	3	0	55	0
Left Field	1.000	19	30	2	0	32	1
Center Field	1.000	4	1	0	0	1	0
1st Base	1.000	1	1	0	0	1	0



Berger's 2003 and Career Breakdown

2003						CAREER				
	AVG.	AB	H	HR	RBI	AVG.	AB	H	HR	RBI
vs. American League										
vs. Anaheim	-	-	-	-	-	.333	6	2	0	0
Baltimore	.333	3	1	0	0	.333	3	1	0	0
Boston	-	-	-	-	-	.000	1	0	0	0
Chicago	.364	11	4	0	3	.333	36	12	4	8
Cleveland	.182	11	2	0	0	.250	32	8	0	3
Detroit	.000	6	0	0	0	.138	29	4	0	1
Minnesota	-	-	-	-	-	.278	18	5	1	2
Oakland	-	-	-	-	-	.273	11	3	1	2
Seattle	-	-	-	-	-	.100	10	1	0	0
Texas	-	-	-	-	-	.000	3	0	0	0
Toronto	.000	1	0	0	0	.000	1	0	0	0
vs. National League										
vs. Florida	-	-	-	-	-	.000	7	0	0	0
Montreal	-	-	-	-	-	.000	7	0	0	1
New York	-	-	-	-	-	.200	5	1	0	0
St. Louis	-	-	-	-	-	.154	13	2	2	5
Monthly										
March/April	.207	29	6	0	3	.233	43	10	0	3
May	.333	3	1	0	0	.280	25	7	1	3
June	-	-	-	-	-	.128	39	5	2	6
July	-	-	-	-	-	.286	35	10	2	5
September/October	-	-	-	-	-	.175	40	7	3	5
Situational Hitting										
Home	.125	8	1	0	0	.241	83	20	6	14
Road	.250	24	6	0	3	.192	99	19	2	8
Day	.182	22	4	0	1	.262	65	17	4	7
Night	.300	10	3	0	2	.188	117	22	4	15
Natural Grass	.226	31	7	0	3	.217	166	36	8	21
Artificial Turf	.000	1	0	0	0	.188	16	3	0	1
Before ASG	.219	32	7	0	3	.210	124	26	4	14
After ASG	-	-	-	-	-	.224	58	13	4	8
vs. LHP	.045	22	1	0	0	.184	87	16	5	7
vs. RHP	.600	10	6	0	3	.242	95	23	3	15
with RISP	.400	5	2	0	3	.270	37	10	2	14
Bases Loaded	-	-	-	-	-	.000	5	0	0	0
Pinch Hitter	.500	2	1	0	0	.125	8	1	0	0
Desig. Hitter	.000	2	0	0	0	.229	35	8	0	0

Berger's Career by Ballpark

Ballpark	AVG	AB	H	HR	RBI	Ballpark	AVG	AB	H	HR	RBI
Camden Yards	.333	3	1	0	0	Network Associates	.273	11	3	1	2
Fenway Park	.000	1	0	0	0	Safeco Field	.167	6	1	0	0
U.S. Cellular Field	.368	19	7	1	4	Arlington Stadium	.000	1	0	0	0
Jacobs Field	.105	19	2	0	0	Skydome	.000	1	0	0	0
Comerica Park	.067	15	1	0	1	Olympic Stadium	.000	7	0	0	1
Kauffman Stadium	.241	83	20	6	14	Shea Stadium	.200	5	1	0	0
Metrodome	.375	8	3	0	0	Busch Stadium	.000	3	0	0	0

Expansion Draft Selections, Oct. 15, 1968

1. Roger Nelson	P	Baltimore	16. Dick Drago	P	Detroit
2. Joe Foy	3B	Boston	17. Pat Kelly	O F	Minnesota
3. Jim Rooker	P	New York	18. Bill Harris	2B	Cleveland
4. Joe Keough	O F	Oakland	19. Don O'Riley	P	Oakland
5. Steve Jones	P	Washington	20. Al Fitzmorris	P	Chicago
6. Jon Warden	P	Detroit	21. Moe Drabowsky	P	Baltimore
7. Ellie Rodriguez	C	New York	22. Jack Hernandez	SS	Minnesota
8. Dave Morehead	P	Boston	23. Mike Hedlund	P	Cleveland
9. Mike Fiore	1B	Baltimore	24. Tom Burgmeier	P	California
10. Bob Oliver	1B	Minnesota	25. Hoyt Wilhelm	P	Chicago
11. Bill Butler	P	Detroit	26. Jerry Adair	2B	Boston
12. Steve Whitaker	O F	New York	27. Jerry Cram	P	Minnesota
13. Wally Bunker	P	Baltimore	28. Fran Healy	C	Cleveland
14. Paul Schaal	3B	California	29. Scott Northey	O F	Chicago
15. Dan Haynes	1B	Chicago	30. Ike Brookens	P	Washington

ROYALS REVIEW HISTORY RECORDS OPERATIONS OPERATIONS MEDIA



ANGEL BERROA

SHORTSTOP



4

2003

Height, Weight:
6-0, 175

Bats/Throws:
Right/Right

Resides:
Santo Domingo,
Dominican Republic

Birthdate (Age):
Jan. 27, 1978 (26)

Birthplace:
Santo Domingo,
Dominican Republic

Acquired:
Obtained from the Oakland Athletics with Roberto Hernandez, A.J. Hinch and cash considerations in exchange for Johnny Damon, Mark Ellis and a player to be named later, Jan. 8, 2001

Contract Status:
Signed through 2004

Major League Service:
1 year, 47 days

Major League Awards
A.L. Rookie of the Year
▶ 2003 - Kansas City

▶ Had 1 of the finest rookie seasons in club history, hitting .287 with 17 home runs and 73 RBI in his 1st full season at the Major League level.

▶ Was selected as the American League winner of the Jackie Robinson Rookie of the Year Award, edging out New York's Hideki Matsui, 88-84, in the closest vote in either league since 1979...was the 4th Royal to win the award, joining Carlos Beltran (1999), Bob Hamelin (1994) and Lou Piniella (1969).

▶ Also received the Players Choice Award for A.L. Rookie of the Year in a vote by Major League players and was given the Joe Burke Special Achievement Award in a vote by the Kansas City Chapter of the Baseball Writers Association of America.

▶ Was named the recipient of the Larry Doby Award as the A.L. Rookie of the Year from the Negro Leagues Baseball Museum.

▶ Named to Topps 45th Annual All-Rookie Team.

▶ Led A.L. rookies in runs scored (92)...also ranked among A.L. rookie leaders in triples (2nd, 7), stolen bases (3rd, 21), hits (3rd, 163), doubles (6th, 28), slugging percentage (4th, .451), extra-base hits (4th, 52) and RBI (5th, 73).

▶ Became the 7th Major League rookie since 1900 to hit at least .280 with 17 home runs and 21 stolen bases (also Vada Pinson, 1959, Mitchell Page, 1977, Andre Dawson, 1977, Nomar Garciaparra, 1997, Benito Santiago, 1987 and Carlos Beltran, 1999).

▶ Recorded the most home runs and RBI by a rookie SS since Boston's Nomar Garciaparra in 1997 (30 HR, 98 RBI)...his 17 HRs ranked 6th in M.L. history among rookie shortstops...his 73 RBI were 12th-most in M.L. history for rookie shortstops.

▶ His 17 home runs and 73 RBI were 2nd-most by a Royals shortstop, falling shy of breaking the record of 21 HRs and 92 RBI by Jay Bell in 1997.

▶ Was 2nd on the club with 52 extra-base hits, 4 shy of the club's single-season rookie record (56, Carlos Beltran, 1999; Kevin Seitzer, 1987).

▶ Was charged with 24 errors on the season, but committed just 5 in his last 95 games after committing 19 in his 1st 63 games.

▶ Tied a club record as he was HBP 18 times, matching the mark set by Mike Macfarlane in 1994...ranked 4th in the American League, trailing only Jason

Berroa's Career Bests		
Season:		
Avg:	.287	2003
Hits	163	2003
HR	17	2003
RBI	73	2003
SB	21	2003
Hit Streak	8	2003
Game Highs:		
Hits	5 - at Cle, 9/16/03	
Home Runs	1 - 17 times	
	Last: vs. Det, 9/23/03	
RBI	3 - 5 times	
	Last: at Det, 9/14/03	
SB	2 - 4 times	
	Last: at Cle, 9/16/03	

Giambi (21), Reed Johnson (20) and Carlos Delgado (19).

- ▶ Was tied for 6th in Major League history for hit by pitch by rookies and finished just 5 shy of the record.
- ▶ Ranked 2nd on the club with 47 multi-hit games and 3rd with 11 3-hit games.
- ▶ Was named the Royals Player of the Month for June and July...was also

2003 A.L. Rookie of the Year

VOTING TOTAL

Player, Club	1st	2nd	3rd	Total
Angel Berroa, KC	12	7	7	88
Hideki Matsui, NYY	10	9	7	84
Rocco Baldelli, TB	5	5	11	51
Jody Gerut, CLE	0	6	2	20
Mark Teixeira, TEX	1	1	1	9

- ▶ named the A.L. Rookie of the Month in July after leading all Major League shortstops with 6 home runs, 22 RBI and a .570 slugging percentage, while hitting .323...did not commit an error during the month of July.
- ▶ Hit .327 with 5 home runs and 11 RBI in June.
- ▶ Was named runnerup for A.L. Rookie of the Year honors by *Sports Illustrated*.
- ▶ Made the Royals Opening Day roster for the 1st time in his career...drove in the Royals 1st run of the season with a 2nd inning single to score Brandon Berger in KC's 3-0 win over Chicago on March 31.
- ▶ Hit his 1st Major League home run (2-run homer) off of Damaso Marte at Chicago on April 16 to tie the game, 3-3 in the 8th inning...KC lost the game 4-3 in the 9th inning.
- ▶ Had a career-best 8-game hitting streak from April 14-22, hitting .414 (12-29)...matched the streak from July 9-19 where he hit .400 (12-30) with 3 HRs and 9 RBI.
- ▶ Hit his 2nd big-league homer off of Roy Halladay at Toronto on April 25.
- ▶ Homered in back-to-back games for the 1st time in his career at Los Angeles, June 3-4.
- ▶ Went 3-for-3 vs. San Francisco on June 15 with 2 doubles and a triple.
- ▶ Played his 100th game vs. Minnesota on June 19 and got his 100th hit with a 3rd inning single.
- ▶ Went 2-for-4 and delivered the game-winning RBI single in the 10th inning of KC's 3-1 win at Cleveland on June 25...marked his 1st multi-hit game since June 16 and 5th game-winning RBI of the season.
- ▶ Homered in 3 straight games from July 13-18, becoming the 1st Royal to do so since Raul Ibanez on Aug. 20-22, 2002.
- ▶ Hit his 15th home run and 1st career inside-the-park homer vs. Tampa Bay on Aug. 1 (1st inning) for sole possession of 6th on the all-time HR list for rookie shortstops....it was the 85th inside-the-park home run in club history.
- ▶ Had 6 game-winning RBI, 7th-most on the team and 7th among A.L. rookies.
- ▶ Ended a 49-game errorless streak on Aug. 11 vs. the New York Yankees with a throwing error in the 8th inning...was his 1st error since June 17...his streak was the longest by a rookie shortstop since Kevin Elster of the Mets had a 61-game streak from July 22-Oct. 2, 1988
- ▶ Was moved into the leadoff spot for KC on Sept. 13 and stayed there for the remainder of the season, hitting .322 (19-59) with 16 runs and 7 RBI in the last 16 games of the year.
- ▶ Hit .325 (86-265) with 15 doubles, 13 home runs and 45 RBI from May 15-Aug. 7 to raise his average from .240 to a season-high .298.
- ▶ Went 5-for-5 at Cleveland on Sept. 16 for the club's 1st 5-hit game since Joe Randa at Minnesota on May 12, 2001.

2002

- ▶ Spent the entire season at Omaha (AAA) before earning a September call-up for the 2nd straight season with Kansas City...was recalled on Sept. 6.
- ▶ Hit .215 in 77 games for Omaha with 11 doubles, 4 triples and 8 home runs.
- ▶ Started at shortstop in 20 games for Kansas City and hit .227...showed signs of brilliance in the field, turning 13 double plays and making 67 assists in his short stint with KC.
- ▶ Was placed on Omaha's Disabled List on April 15 with a strained ligament in his right knee and was reinstated June 9...made a solid return by hitting .284 (27-95) with 18 RBI in the month of June...was also placed on the temporary inactive list July 6-10.
- ▶ Was named to the World Team to play in the Futures Game for the 2nd straight year...was also selected to the Pacific Coast League All-Star Game.

2001

- ▶ Berroa was a non-roster invite to Spring Training after he was obtained by the Royals with Roberto Hernandez and A.J. Hinch in a 3-team deal involving Johnny Damon on Jan. 8.
- ▶ Combined to hit .304 (153-for-503) with 38 doubles, 8 triples and 14 home runs in Minor League stints at Wilmington (A) and Wichita (AA)...he was also 25 of 37 on the basepaths.
- ▶ Ranked 3rd among the organization's Minor Leagueurs in batting average with a .304 mark...also ranked 4th in stolen bases with 25.
- ▶ Was promoted to Wichita on June 2 after hitting .317 in 51 games with 18 doubles, 4 triples and 6 home runs at Wilmington.
- ▶ Hit .296 at Wichita, scoring 63 runs in 80 games, with 20 doubles, 4 triples, 8 home runs and 42 RBI.
- ▶ Was recalled from Wichita (AA) on Sept. 8 and made his Major League debut on Sept. 18 at Cleveland...entered the game in the 7th inning to play shortstop and went 0-for-1.
- ▶ Recorded his 1st Major League hit on Sept. 25 vs. Detroit in his 1st career start...went 3-for-5 the next night with a run scored and a 2-run single in an 8-6 win over the Tigers.
- ▶ Batted .302 (16-for-53) in 15 games for Kansas City with 2 doubles and 4 RBI.
- ▶ Put together a 6-game hitting streak in his 1st 6 starts for Kansas City, going 8-for-26 (.308) with 3 RBI.
- ▶ Named to the 2001 Arizona Fall League Top-Prospect Team...hit .258 in 24 games with 3 home runs and 12 RBI.

Rookies With .280 AVG, 15 HR, 20 SB (Since 1900)

Rk.	Player	Team	Avg/HR/SB
1.	Mitchell Page	1977 Athletics	.307/21/42
2.	Duke Kenworthy	1914 Athletics	.317/15/37
3.	Carlos Beltran	1999 Royals	.293/22/27
4.	Nomar Garciaparra	1997 Red Sox	.306/30/22
5.	Angel Berroa	2003 Royals	.292/17/21
6.	Andre Dawson	1977 Expos	.282/19/21
7.	Vada Pinson	1959 Reds	.316/20/21
8.	Benito Santiago	1987 Padres	.300/18/21
9.	Dutch Zwilling	1914 Cubs	.313/16/21
10.	Ed Charles	1962 Athletics	.288/17/20
11.	Chris Singleton	1999 White Sox	.300/17/20

2000

- ▶ Spent the year with Visalia of the California League, the Class A affiliate of the Oakland Athletics...batted .277 with 10 home runs and 63 RBI in his 2nd season in the United States... finished 2nd on the team in batting average, at-bats (429), hits (119), doubles (25) and triples (6) and ranked 3rd in total bases (186) and RBI.
- ▶ Received an honorable mention selection on the California League All-Star team and was named the 6th-best prospect in the A's organization following the season by *Baseball America*.
- ▶ Played in the Dominican Winter League following the season...in 24 games with Azucareros, he hit .222 (10-for-45) with 1 triple, 1 home run, 6 RBI and 5 runs.

Minor League Notes

- ▶ Berroa was signed by the Oakland Athletics as a non-drafted free agent on Aug. 14, 1997.
- ▶ Spent his 1st professional season playing for the A's team in the Dominican Summer League...hit .245 with 8 home runs, 51 runs and 37 RBI in 58 games.
- ▶ Hit .290 with 2 home runs, 42 runs and 24 RBI in 46 games for the A's rookie team of the Arizona League in 1999...also recorded 11 doubles and stole a career-high 11 bases.
- ▶ Named to the Arizona Rookie League All-Star team following the season.
- ▶ Also appeared in 4 games for Midland (AA) in 1999, his 1st at the Double-A level.

Miscellaneous Notes

- ▶ **Angel Maria Berroa (Selmo)** is single.



Berroa's Career Statistics

Year	Club	AVG	G	AB	R	H	2B	3B	HR	RBI	SH	SF	HP	BB	SO	SB	CS	E
1998	Dominican A's	.245	58	196	51	48	7	4	8	37	0	3	4	25	37	4	1	-
1999	Arizona A's	.290	46	169	42	49	11	4	2	24	0	2	7	16	26	11	4	18
	Midland	.059	4	17	3	1	1	0	0	0	0	0	0	0	2	0	0	2
2000	Visalia	.277	129	429	61	119	25	6	10	63	2	3	10	30	70	11	9	54
2001	Wilmington	.317	51	199	43	63	18	4	6	25	3	3	14	9	41	10	6	17
	Wichita	.296	80	304	63	90	20	4	8	42	6	3	22	17	55	15	6	13
	KANSAS CITY	.302	15	53	8	16	2	0	0	4	0	0	0	3	10	2	0	3
2002	Omaha	.215	77	297	37	64	11	4	8	35	4	2	11	15	84	6	4	16
	KANSAS CITY	.227	20	75	8	17	7	1	0	5	0	0	1	7	10	3	0	4
2003	KANSAS CITY	.287	158	567	92	163	28	7	17	73	13	8	18	29	100	21	5	24
Minor League Totals		.269	445	1611	300	434	93	26	42	226	15	16	68	113	315	57	30	120
Major League Totals		.282	193	695	108	196	37	8	17	82	13	8	19	39	120	26	5	31

1997 Signed by the Oakland Athletics as a non-drafted free agent, Aug. 14...signed by Santiago Villalona.
 2001 Obtained by the Kansas City Royals with Roberto Hernandez, A.J. Hinch and cash considerations in exchange for Johnny Damon, Mark Ellis and a player to be named later, Jan. 8.

Berroa's Career Fielding

POSITION	PCT.	G	PO	A	E	TC	DP
Shortstop	.968	192	326	580	24	761	108

Berroa's 2003 and Career Breakdown

2003						CAREER					
vs. American League	AVG.	AB	H	HR	RBI	AVG.	AB	H	HR	RBI	
vs. Anaheim	.207	29	6	1	3	.207	29	6	1	3	
Baltimore	.250	20	5	0	2	.250	20	5	0	2	
Boston	.125	16	2	0	0	.125	16	2	0	0	
Chicago	.250	68	17	2	10	.225	102	23	2	11	
Cleveland	.277	65	18	0	10	.263	95	25	0	13	
Detroit	.414	70	29	2	9	.376	125	47	2	14	
Minnesota	.227	66	15	1	4	.227	66	15	1	4	
New York	.308	26	8	0	3	.308	26	8	0	3	
Oakland	.172	29	5	0	2	.172	29	5	0	2	
Seattle	.355	31	11	3	8	.325	40	13	3	8	
Tampa Bay	.240	25	6	1	3	.240	25	6	1	3	
Texas	.343	35	12	1	7	.343	35	12	1	7	
Toronto	.333	18	6	1	2	.333	18	6	1	2	
vs. National League	AVG.	AB	H	HR	RBI	AVG.	AB	H	HR	RBI	
vs. Arizona	.167	12	2	0	1	.167	12	2	0	1	
Colorado	.462	13	6	1	3	.462	13	6	1	3	
Los Angeles	.333	12	4	2	2	.333	12	4	2	2	
St. Louis	.217	23	5	1	3	.217	23	5	1	3	
San Francisco	.667	9	6	1	1	.667	9	6	1	1	
Monthly	AVG.	AB	H	HR	RBI	AVG.	AB	H	HR	RBI	
March/April	.280	82	23	2	9	.280	82	23	2	9	
May	.236	89	21	1	9	.236	89	21	1	9	
June	.327	98	32	5	11	.327	98	32	5	11	
July	.323	93	30	6	22	.323	93	30	6	22	
August	.282	103	29	1	10	.282	103	29	1	10	
September/October	.275	102	28	2	12	.265	230	61	2	21	
Situational Hitting	AVG.	AB	H	HR	RBI	AVG.	AB	H	HR	RBI	
Home	.287	268	77	6	29	.274	351	96	6	37	
Road	.288	299	86	11	44	.291	344	100	11	45	
Day	.230	178	41	2	20	.245	220	54	2	23	
Night	.314	389	122	15	53	.299	475	142	15	59	
Natural Grass	.298	504	150	15	66	.290	632	183	15	75	
Artificial Turf	.206	63	13	2	7	.206	63	13	2	7	
Before ASG	.283	311	88	9	37	.343	311	88	9	37	
After ASG	.293	256	75	8	36	.281	384	108	8	45	
vs. LHP	.313	179	56	9	26	.313	217	68	9	29	
vs. RHP	.276	388	107	8	47	.268	478	128	8	53	
with RISP	.263	137	36	3	53	.253	166	42	3	61	
Bases Loaded	.231	13	3	0	11	.235	17	4	0	13	
Pinch Hitter	-	-	-	-	-	-	-	-	-	-	
Desig. Hitter	-	-	-	-	-	-	-	-	-	-	

Berroa's Career by Ballpark

Ballpark	AVG	AB	H	HR	RBI	Ballpark	AVG	AB	H	HR	RBI
Edison Field	.261	23	6	1	3	Network Associates	.200	10	2	0	0
Camden Yards	.000	6	0	0	1	Safeco Field	.455	11	5	1	3
Fenway Park	.111	9	1	0	0	Tropicana Field	.200	15	3	0	1
U.S. Cellular Field	.233	43	10	1	5	Ballpark in Arlington	.292	24	7	1	6
Jacobs Field	.310	42	13	0	5	Skydome	.333	12	4	1	2
Comerica Park	.413	63	26	1	7	Coors Field	.462	13	6	1	3
Kauffman Stadium	.274	351	96	6	37	Dodger Stadium	.333	12	4	2	2
Metrodome	.167	36	6	1	4	Busch Stadium	.231	13	3	1	2
Yankee Stadium	.333	12	4	0	1						



DONNIE BRIDGES

RIGHT-HANDED PITCHER

(NON-ROSTER)



67

Height, Weight:
6-4, 220

Bats/Throws:
Right/Right

Resides:
Purvis, Miss.

Birthdate:
Dec. 10, 1978 (25)

Birthplace:
Hattiesburg, Miss.

Acquired:
Signed as a minor league free agent, Nov. 25, 2003

Contract Status:
Signed through 2004

M.L. Service:
0 days (Rookie)

2003

- ▶ Posted a 10-2 record and a 2.81 ERA with the Southern League Champion Carolina Mudcats, Florida's double-A affiliate.
- ▶ Made 31 appearances for Carolina, including 19 starts ...opened the season as a reliever, making 10 relief appearances before he was moved to the starting rotation...was 2-0 with a 5.63 ERA in his 1st 10 games.
- ▶ Made his 1st start of the season at Orlando on May 8 and allowed just 1 hit in 4 scoreless innings...allowed just 1 ER in his 1st 3 starts (14.1 IP, 0.63 ERA).
- ▶ Thrived as a starter, going 7-2 with a 2.52 ERA, allowing just 70 hits and 53 walks in 110.2 innings, while striking out 78 batters...was 3-0 with a 4.13 ERA as a reliever (24.0 IP, 11 ER, 17 BB, 31 SO).
- ▶ Following his 1st 10 appearances of the season, went 8-2 with a 2.43 ERA (118.2 IP, 74 H, 32 ER) in his last 21 games of the year.
- ▶ Never allowed more than 7 hits in a game...held opponents to 3 hits or less in 9 of his 19 starts.

Minor League Notes

- ▶ Ranked 4th among starters in the Southern League in 2000, holding opponents to a .181 average.
- ▶ Earned Eastern League All-Star honors in 2000 after leading the league in shutouts (4) and complete games (6)...also ranked among league leaders in ERA (2nd, 2.39) and average against (4th, .224).
- ▶ Won a career-high 16 games in 2000 between Jupiter (A) and Harrisburg (AA)...combined for a 16-12 mark and a 2.68 ERA (201.1 IP, 60 ER).

Miscellaneous Notes

- ▶ Full name is **Donald Wayne Bridges**.

Year	Club	W-L	ERA	G	GS	CG	SHO	SV	IP	H	R	ER	HR	HB	BB	SO	WP	BK	
1997	Expos	0-2	6.30	5	2	0	0	0	10.0	14	9	7	0	2	5	6	0	0	
1998	Vermont	5-6	4.90	13	13	0	0	0	68.0	71	42	37	2	8	37	43	8	0	
1999	Cape Fear	6-1	2.28	8	8	1	1	0	47.1	37	12	12	2	5	17	44	5	0	
	Jupiter	4-6	4.09	18	18	1	1	0	99.0	116	53	45	5	2	36	63	7	0	
2000	Jupiter	5-5	3.19	11	11	0	0	0	73.1	58	29	26	0	1	20	66	2	0	
	Harrisburg	11-7	2.39	19	19	*6	*4	0	128	104	39	34	5	8	49	84	7	0	
2001	Ottawa	3-5	7.48	13	13	0	0	0	55.1	60	50	46	11	9	43	49	8	0	
	Expos	0-1	8.44	2	2	0	0	0	5.1	2	6	5	0	1	5	9	3	0	
	Jupiter	0-1	6.75	1	1	0	0	0	4.0	7	6	3	0	1	3	2	0	0	
	Harrisburg	1-2	3.24	3	3	0	0	0	16.2	14	10	6	2	2	13	14	2	0	
2002	Harrisburg	4-4	6.14	14	13	0	0	0	63.0	63	48	43	7	3	42	49	6	0	
	Portland	0-4	13.21	6	3	0	0	0	15.2	29	26	23	1	4	18	6	2	1	
2003	Carolina	10-2	2.81	31	19	1	1	0	134.2	85	47	42	6	11	70	109	11	1	
Minor League Totals		49-46	4.11	144	125	9	7	0	720.1	660	377	329	31	57	358	544	61	2	
* Led League																			

1997 Selected by the Montreal Expos in the 1st round (23rd overall) of the June Free Agent Draft.
 2002 Obtained by the Florida Marlins in exchange for OF Brett Roney, June 25.
 2003 Signed with the Kansas City Royals as a minor league free agent, Nov. 25.



GARTH BROOKS

OUTFIELDER
(NON-ROSTER)



77

Height, Weight:
6-1, 210

Bats/Throws:
Switch/Right

Resides:
Nashville, Tenn.

Birthdate (Age):
Feb. 7, 1962 (42)

Birthplace:
Tulsa, Okla.

Acquired:
Signed as a minor league
free agent, Jan. 30, 2004

Contract Status:
Signed through 2004

Major League Service:
0 days (Rookie)

Career Baseball Notes

- ▶ Is making his 4th Spring Training appearance with a Major League club, his 1st with the Royals.
- ▶ Went to the New York Mets 2000 Spring Training camp...went 0-for-17 at the plate.
- ▶ Spent the entire 1999 Spring Training with San Diego as a non-roster invite to develop and promote his Touchem All Foundation, which benefits children's charities...hit .045 (1-22) in 15 spring games...his hit was a single off Mike Sirotko of the Chicago White Sox on March 21.
- ▶ Appeared in 1 Spring Training game with the Padres in 1998 as a pinch runner on March 15 vs. the Chicago Cubs...was erased when Greg Vaughn grounded into a double play.

Musical Career Notes

- ▶ Has received every honor the recording industry can present to an artist, including 2 Grammys, 16 American Music Awards, 11 Country Music Association Awards, 18 Academy of Country Music Awards, 5 World Music Awards, 12 People's Choice Awards and 24 Billboard Music Awards.
- ▶ Received a star on the Hollywood Walk of Fame on June 30, 1995.
- ▶ Has sold over 97 million albums resulting in certification of over 105 million since 1989...only The Beatles have sold more records...was the top artist of the 90's and the fastest-selling album artist in Recording Industry Association of America history.
- ▶ Is the only solo artist in RIAA history to have 4 albums top the 10 million mark...has taken 25 songs to the top of the charts.
- ▶ Drew the largest crowd ever to attend a concert in New York's Central Park on Aug. 7, 1997...the Emmy-nominated program "Garth Live From Central Park" was the highest-rated original program on HBO in 1997, as well as the most-watched special on cable television that year.
- ▶ Performed the Super Bowl XXVII National Anthem in 1993.

Miscellaneous Notes

- ▶ **Troyal Garth Brooks** graduated from Yukon (Okla.) High School where he played baseball.
- ▶ Graduated from Oklahoma State University with a degree in advertising and was a member of the track and field team...threw the javelin for the Cowboys.
- ▶ Started the Teammates for Kids Foundation with the help of 67 Major League Baseball players in 1999 to raise money for children's charities around the world...today, there are more than 450 professional baseball, hockey, and football players participating in Touchem All (the baseball division), Top Shelf (the hockey division), and Touchdown Teammates (the football division).



ADRIAN BROWN

OUTFIELDER

(NON-ROSTER)



63

Height, Weight:
6-0, 200

Bats/Throws:
Switch/Right

Resides:
Summit, Miss.

Birthdate (Age):
Feb. 4, 1974 (30)

Birthplace:
McComb, Miss.

Acquired:
Signed as a minor league free agent, Jan. 6, 2004

Contract Status:
Signed through 2004

Major League Service:
4 years, 67 days

2003

- ▶ Spent the majority of the season with Pawtucket, Boston's AAA affiliate...hit .282 (136-482) with 16 doubles, 5 home runs, 32 RBI and a career-high 34 stolen bases in 122 games.
- ▶ Had contract purchased by Boston on Sept. 12 and played 9 games...made his Red Sox and A.L. debut as a defensive replacement in the 9th inning on Sept. 15 vs. Tampa Bay.

2002

- ▶ Made Pittsburgh's Opening Day roster for the 4th straight year.
- ▶ Tied a career-high with 3 RBI on April 15 at Milwaukee.
- ▶ Hit his 1st home run since April 4, 2000 with his only homer of the year off RHP Mike Buddie at Cincinnati on April 17.
- ▶ Made a total of 47 appearances (36 starts) in center field and 9 appearances in right with Pittsburgh.
- ▶ Contract purchased by Pittsburgh on Sept. 3 and hit safely in 5 straight games from Sept. 4-10...had 2 stolen bases on Sept. 17 vs. Cincinnati...was 20-for-103 (.194) with 8 walks, 7 RBI and 11 runs in 26 games as a Pirate leadoff hitter.
- ▶ Played 51 games for Nashville where he hit .337 and stole 22 bases on 28 attempts.
- ▶ Was unconditionally released on Oct. 10...signed as a minor league free agent with Tampa Bay on Nov. 1.
- ▶ Was selected by the Boston Red Sox from Tampa Bay in the Major League portion of the Rule 5 draft on Dec. 16.

2001

- ▶ Started the season with Pittsburgh...was placed on the 15-day D.L. on April 17 (retro to April 12) with tendinitis in his right shoulder...had a 7-game rehab assignment with Altoona (AA) on May 7...had arthroscopic surgery performed by Dr. Mark Langhans in Pittsburgh on May 18...transferred to the 60-day D.L. on June 25.
- ▶ Was assigned to Lynchburg (A) for rehab on Aug. 28...transferred to Williamsport (A) on Sept. 2...went 3-for-11 (.273) in 3 postseason games for Williamsport....recalled from rehab on Sept. 13, but remained on D.L.

Adrian Brown's Career Bests		
Season:		
Avg	.315	2000
Hits	97	2000
HR	4	'99, '00
RBI	18	2000
SB	13	2000
Hit Streak	12	2000
Game Highs:		
Hits	4 - at KC, 6/11/00	
Home Runs	1 - 11 times	
	Last: at Mil, 4/17/02	
RBI	3 - twice	
	Last: at Mil, 4/15/02	



2000

- ▶ Set career highs in nearly every offensive category, hitting .315 with 4 HR and 28 RBI in 104 games...made his lone start in left on June 4 vs. Kansas City...had a career-high 4 hits on June 11 at Kansas City.
- ▶ Strained his left hamstring on June 13 and was placed on the 15-day D.L.
- ▶ Made 2 rehab appearances at Altoona (AA) and was recalled on July 4...went 3-for-3 at Chicago on July 5, but reinjured left hamstring diving for a flyball.
- ▶ Had an 8-game rehab assignment at Nashville, July 30-Aug. 6...was reinstated from the D.L. on Aug. 7 and started 48 of the club's final 52 games in center field.
- ▶ Had a career-high 12-game hitting streak from Aug. 15-29 (22-49, .449)...had a 10-game streak from Sept. 11-20 (19-48, .396).
- ▶ Ranked 2nd on the team with 7 outfield assists...homed in the last game played at Three Rivers Stadium on Oct. 1 vs. Chicago.

1999

- ▶ Established career-highs with 116 games played...made the Pittsburgh Opening Day roster for the first time in his career...went hitless in his 1st 10 at bats and hit just .148 (4-27) in 18 games through May 3.
- ▶ Was optioned to Nashville on May 19 and hit .406 (13-32) for the Sounds...recalled to Pittsburgh on June 10...hit his 1st homer since May 22, 1997 on July 1 vs. Philadelphia.

1998

- ▶ Began the season with Nashville...batted .322 in 29 games in May for the Sounds...recalled to Pittsburgh on Aug. 11 and went hitless in his 1st 3 games before he went on a 10-game hitting streak from Aug. 18-29 (17-37, .459).
- ▶ Hit .354 in 14 August games for the Pirates...made 32 starts in center field, 3 in left and 1 in right field...led Nashville in stolen bases and shared the team lead in triples with Chad Hermansen.

1997

- ▶ Began the season with Carolina (AA) and was recalled by Pittsburgh on May 16...made his M.L. debut as a starter in center field that night vs. Florida...went 0-for-3 with a walk.
- ▶ Singled off Florida's Patt Rapp for his 1st Major League hit on May 17...hit his 1st Major League home run off Carlos Perez on May 25 at Montreal.
- ▶ Was optioned to Calgary (AAA) on June 23...led Calgary in stolen bases, despite being with the team for less than half the season...was recalled by Pittsburgh on Sept. 2 and went 2-for-14 in 14 games (3 starts)...made 35 appearances in center field and 2 in right for the Pirates.
- ▶ Hit .313 (123-393) with 3 home runs, 34 RBI and 29 stolen bases in 99 minor league games.

Minor League Notes

- ▶ Split the 1996 season between Lynchburg (A) and Carolina...batted a combined .306 with 7 homers and 50 RBI...was named to the Carolina League mid-season All-Star team...led the Pirates organization with 45 stolen bases...was tied for 7th among all minor leaguers with 170 hits.
- ▶ Split the 1995 season between Augusta (A) and Lynchburg...batted a combined .275 with 5 home runs, 45 RBI and 36 stolen bases...was promoted to Lynchburg on July 5.
- ▶ Led the 1993 Pioneer League in triples (9) in 1993 and stole 22 bases in 29 attempts...led the league with a .992 fielding percentage (1 ER, 124 TC).
- ▶ Was selected by the Pittsburgh Pirates in the 48th round of the 1992 June Free Agent Draft.

Miscellaneous Notes

- ▶ **Adrian Demond Brown** graduated from McComb (Miss.) High School where he played baseball...his team won the state championship his senior year.

Adrian Brown's Career Statistics

Year	Club	AVG	G	AB	R	H	2B	3B	HR	RBI	SH	SF	HP	BB	SO	SB	CS	E
1992	Gulf Coast Pirates	.256	39	121	11	31	2	2	0	12	0	0	2	0	12	8	4	1
1993	Lethbridge	.266	69	282	47	75	12	*9	3	27	3	0	5	17	34	22	7	1
1994	Augusta	.260	79	308	41	80	17	1	1	18	6	0	0	14	38	19	12	2
1995	Augusta	.300	76	287	64	86	15	4	4	31	3	2	1	33	23	25	14	7
	Lynchburg	.242	54	215	30	52	5	2	1	14	4	1	1	12	20	11	6	2
1996	Lynchburg	.321	52	215	39	69	9	3	4	25	1	0	2	14	24	18	9	2
	Carolina	.296	84	341	48	101	11	3	3	25	5	1	1	25	40	27	11	2
1997	Carolina	.303	37	145	29	44	4	4	2	15	3	0	2	18	12	9	5	3
	PITTSBURGH	.190	48	147	17	28	6	0	1	10	2	1	4	13	18	8	4	1
	Calgary	.319	62	248	53	79	10	1	1	19	2	2	0	27	38	20	4	1
1998	Nashville	.289	85	311	58	90	12	5	3	27	6	2	0	28	38	25	7	5
	PITTSBURGH	.283	41	152	20	43	4	1	0	5	4	0	0	9	18	4	0	2
1999	PITTSBURGH	.270	116	226	34	61	5	2	4	17	6	1	1	33	39	5	3	4
	Nashville	.321	17	56	10	18	3	1	0	4	0	0	0	11	8	6	1	1
2000	PITTSBURGH	.315	104	308	64	97	18	3	4	28	2	1	0	29	34	13	1	4
	Altoona	.000	2	5	1	0	0	0	0	0	0	0	0	3	1	0	0	2
	Nashville	.231	8	26	3	6	1	0	0	2	0	0	1	2	4	3	0	0
2001	PITTSBURGH	.194	8	31	3	6	0	0	1	2	0	0	0	3	3	2	1	0
	Altoona	.333	7	30	7	10	1	1	0	1	0	1	0	1	7	1	2	0
	Lynchburg	.333	4	18	2	6	0	0	0	1	0	0	1	1	3	2	0	0
	Williamsport	.333	4	18	4	6	0	1	0	4	0	0	0	1	2	2	0	0
2002	PITTSBURGH	.216	91	208	20	45	10	2	1	21	3	1	1	19	34	10	6	3
	Nashville	.337	51	184	36	62	7	1	3	16	6	1	0	23	18	22	6	2
2003	Pawtucket	.282	122	462	*81	136	16	3	5	32	3	0	0	48	81	34	11	5
	BOSTON	.200	9	15	2	3	0	0	0	1	0	0	0	1	4	2	0	0
	Minor League Totals	.289	852	3292	564	951	125	41	30	273	42	10	16	278	403	254	99	34
	N.L. Totals	.000	4087	1072	158	280	43	8	11	83	17	4	6	106	146	42	15	14
	A.L. Totals	.200	9	15	2	3	0	0	0	1	0	0	0	1	4	2	0	0
	Major League Totals	.260	417	1087	160	283	43	8	11	84	17	4	6	107	150	44	15	14

* Led League

1992 Selected by the Pittsburgh Pirates in 48th round of the June Free Agent Draft...signed June 4 by Boyd Odom.

1993 Loaned by Pirates to independent Lethbridge (Pioneer), June 11-Sept. 10.

2002 Signed by the Tampa Bay Devil Rays as a minor league free agent, Nov. 1.

Selected by the Boston Red Sox from the Devil Rays in the Rule 5 Major League draft, Dec. 16.

2004 Signed by the Kansas City Royals as a minor league free agent, Jan. 6.

Adrian Brown's Division Series Record

Year	Club	AVG	G	AB	R	H	2B	3B	HR	RBI	SH	SF	HP	BB	SO	SB	CS	E
2003	Bos vs. Oak.	.000	4	2	0	0	0	0	0	0	0	0	0	0	1	0	0	0

Adrian Brown's Career Fielding

POSITION	PCT.	G	PO	A	E	TC	DP
Left Field	.947	17	17	1	1	19	1
Center Field	.982	246	435	14	8	457	5
Right Field	.956	94	107	2	5	114	0

Adrian Brown's Career by Ballpark

Ballpark	AVG	AB	H	HR	RBI	Ballpark	AVG	AB	H	HR	RBI
Fenway Park	.167	6	1	0	0	Dodger Stadium	.455	11	5	0	2
Kauffman Stadium	.538	13	7	0	2	County Stadium	.207	29	6	1	3
Metrodome	.400	25	10	1	2	Miller Park	.385	13	5	1	4
Tropicana Field	.222	9	2	0	1	Olympic Stadium	.154	26	4	1	3
Bank One Ballpark	.333	27	9	0	1	Shea Stadium	.211	38	8	0	1
Turner Field	.273	11	3	0	0	Veterans Stadium	.314	35	11	1	5
Wrigley Field	.317	60	19	0	3	Three Rivers Stadium	.277	372	103	4	28
Cinergy Field	.146	82	12	1	6	PNC Park	.217	115	25	0	9
Coors Field	.226	31	7	0	1	Busch Stadium	.219	64	14	0	2
Pro Player Stadium	.000	1	0	0	0	Qualcomm Stadium	.154	26	4	0	1
Astrodome	.231	26	6	0	0	3Com Park	.211	19	4	0	1
Minute Maid Park	.375	48	18	1	9						

Adrian Brown's 2003 and Career Breakdown

2003

CAREER

vs. American League						CAREER					
	AVG.	AB	H	HR	RBI	AVG.	AB	H	HR	RBI	
vs. Anaheim	-	-	-	-	-	-	0	0	0	0	
Baltimore	.333	3	1	0	0	.333	3	1	0	0	
Boston	-	-	-	-	-	-	-	-	-	-	
Chicago	-	-	-	-	-	-	-	-	-	-	
Cleveland	-	0	0	0	0	.385	13	5	0	0	
Detroit	-	-	-	-	-	.000	2	0	0	0	
Kansas City	-	-	-	-	-	.364	33	12	1	4	
Minnesota	-	-	-	-	-	.400	25	10	1	2	
New York	-	-	-	-	-	-	-	-	-	-	
Oakland	-	-	-	-	-	.200	5	1	0	1	
Seattle	-	-	-	-	-	-	-	-	-	-	
Tampa Bay	.167	12	2	0	1	.167	12	2	0	1	
Texas	-	-	-	-	-	.000	2	0	0	0	
Toronto	-	-	-	-	-	-	-	-	-	-	
vs. National League						CAREER					
	AVG.	AB	H	HR	RBI	AVG.	AB	H	HR	RBI	
vs. Arizona	-	-	-	-	-	.306	62	19	0	1	
Atlanta	-	-	-	-	-	.333	18	6	0	1	
Chicago	-	-	-	-	-	.228	127	29	1	8	
Cincinnati	-	-	-	-	-	.189	143	27	1	10	
Colorado	-	-	-	-	-	.313	48	15	0	3	
Florida	-	-	-	-	-	.320	25	8	0	1	
Houston	-	-	-	-	-	.292	113	33	1	12	
Los Angeles	-	-	-	-	-	.219	32	7	0	3	
Milwaukee	-	-	-	-	-	.254	67	17	2	8	
Montreal	-	-	-	-	-	.227	44	10	1	5	
New York	-	-	-	-	-	.204	54	11	0	4	
Philadelphia	-	-	-	-	-	.311	61	19	2	8	
Pittsburgh	-	-	-	-	-	-	-	-	-	-	
St. Louis	-	-	-	-	-	.250	112	28	0	8	
San Diego	-	-	-	-	-	.244	45	11	0	1	
San Francisco	-	-	-	-	-	.293	41	12	1	3	
Monthly						CAREER					
	AVG.	AB	H	HR	RBI	AVG.	AB	H	HR	RBI	
March/April	-	-	-	-	-	.210	176	37	2	9	
May	-	-	-	-	-	.206	165	34	1	17	
June	-	-	-	-	-	.234	145	34	1	14	
July	-	-	-	-	-	.323	65	21	2	4	
August	-	-	-	-	-	.318	195	62	1	9	
September/October	.200	15	3	0	1	.279	341	95	4	31	
Situational Hitting						CAREER					
	AVG.	AB	H	HR	RBI	AVG.	AB	H	HR	RBI	
Home	.167	6	1	0	0	.262	493	129	4	37	
Road	.222	9	2	0	1	.259	594	154	7	47	
Day	.000	2	0	0	0	.264	364	96	4	19	
Night	.231	13	3	0	1	.259	723	187	7	65	
Natural Grass	.167	6	1	0	0	.262	535	140	4	42	
Artificial Turf	.222	9	2	0	1	.259	552	143	7	42	
Before ASG	-	-	-	-	-	.228	518	118	6	43	
After ASG	.200	15	3	0	1	.290	569	165	5	41	
vs. LHP	.000	1	0	0	0	.276	290	80	4	24	
vs. RHP	.214	14	3	0	1	.255	797	203	7	60	
with RISP	.250	4	1	0	1	.231	234	54	2	71	
Bases Loaded	-	-	-	-	-	.304	23	7	0	12	
Pinch Hitter	-	-	-	-	-	.263	76	20	0	7	
Desig. Hitter	-	-	-	-	-	-	-	-	-	-	

ROYALS REVIEW HISTORY RECORDS OPERATIONS MEDIA





DEE BROWN

OUTFIELDER



8

Height, Weight:
6-0, 225

Bats/Throws:
Left/Right

Resides:
Alpharetta, Ga.

Birthdate (Age):
March 27, 1978 (26)

Birthplace:
Bronx, N.Y.

Acquired:
Selected in 1st round of
1996 June Free Agent
Draft

Contract Status:
Signed through 2004

Major League Service:
2 years, 104 days

Career Notes

▶ Brown has seen action with the Royals over the past 6 seasons, including making the Royals 2001 and 2003 Opening Day rosters.

2003

- ▶ Made the Opening Day roster for the 2nd time in his career (also KC 2001).
- ▶ Spent the entire season at the big league level (except for a rehab assignment), marking his 6th season with Major League experience.
- ▶ Hit .227 (30-132) in 50 games for KC, scoring 16 runs and driving in 14...made 31 starts for KC (15 in RF, 8 in LF and 8 as the DH).
- ▶ Hit his 1st career grand slam in KC's 9-6 victory at Detroit on April 9...the 4 RBI in that game were a career-high.
- ▶ Had a 6-game hitting streak from April 3-17...hit .316 (6-19) during that streak with 1 HR and 5 RBI.
- ▶ Had an 8-game hitting streak from April 29-May 10 (1 shy of his career-high)...hit .435 (10-23) during that streak with a home run, 3 RBI and 5 runs scored...the streak was ended with an 0-for-4 day against Baltimore on May 11.
- ▶ His 3-for-4 performance in the 2nd game of the doubleheader with Baltimore on May 9 was his 1st multi-hit game of the year.
- ▶ Was put on the 15-day disabled list on May 28 due to a right wrist sprain.
- ▶ Was activated off of the disabled list on July 19 after completing a rehab assignment in Surprise, Ariz., and with the Omaha Royals (AAA).
- ▶ Had a career-high 4 hits on Aug. 4 at Chicago, going 4-for-5 with 2 RBI...his 2 RBI and 2 runs scored helped the Royals to a 13-9 victory.
- ▶ Stole his 2nd career base in the 3rd inning on Aug. 13 against the Yankees in the Royals 11-0 win...it was his 1st stolen base of the season.

Brown's Career Bests		
Season:		
Avg	.245	2001
Hits	93	2001
HR	7	2001
RBI	40	2001
SB	5	2001
Hit Streak	9	2001
Game Highs:		
Hits		
4 - at Chi, 8/4/03		
Home Runs		
1 - 10 times		
Last: vs. Bal, 5/9/03 (G1)		
RBI		
4 - at Det, 4/9/03		
Grand Slams		
1 - at Det, 4/9/03		

2002

- ▶ Played the majority of the season with Omaha (AAA) where he hit .275 in 121 games with 23 doubles, 17 HRs and 75 RBI.
- ▶ Overcame a slow start with the Omaha Royals where he hit just



.211 (35-166) with 4 doubles and 2 homers in the 1st 2 months of the season...hit .312 in the last 3 months (91-292) with 15 doubles and 15 home runs.

- ▶ Had a season-best 12-game hitting streak for Omaha from Aug. 1-13...he hit .404 (19-47) during the streak with 3 home runs and 15 RBI.
- ▶ Was recalled from Omaha on Sept. 2 and played in 16 games for Kansas City, hitting .235 with 3 doubles, 1 triple, 1 homer and 7 RBI...struck out 20 times in 51 at bats.
- ▶ Hit his 1st career triple vs. Detroit on Sept. 25...homered off Detroit's Adam Bernero at Comerica Park on Sept. 15...it was his 1st big league home run since Oct. 7, 2001 at Detroit.

2001

- ▶ Brown made the Royals Opening Day roster for the 1st time in 2001...he batted .245 with 7 home runs and 40 RBI in 106 games...posted 24 multi-hit games, including 5 3-hit contests...drove in multiple runs 7 times, including 3 3-RBI games.
- ▶ Batted .282 (53-188) in 54 games at Kauffman Stadium, but managed just a .208 average (40-192) in 52 road games.
- ▶ Hit his 1st Major League home run on April 26 at Tampa Bay off Brian Rekar in the 4th inning...it was a 2-out, 2-run shot to put the Royals up 2-0 in the 6-0 victory.
- ▶ Snapped the Royals 5-game losing streak with its 1st walk-off win of the season on May 5, hitting a game-winning home run with 1 out off Minnesota's Travis Miller in the 12th inning for a 12-10 win...it was his 2nd Major League home run.
- ▶ Was placed on the Disabled List from June 17 to July 27 with a strained right hamstring.
- ▶ Hit .277 before the All-Star Break (51-for-184) and played in 52 of the team's 87 games....hit 9 doubles and 5 home runs and drove in 27 runs.
- ▶ Posted a career-best 9-game hitting streak from July 29-Aug. 7, going 14-for-37 (.378).
- ▶ Batted .189 (28-for-148) in his final 42 games to drop his post-All-Star Break average to .214 (42-for-196) with 2 homers and 13 RBI.
- ▶ Hit .381 (8-for-21) in 6 games vs. the Devil Rays for his highest average against any team.

2000

- ▶ Played most of the campaign at Omaha (AAA)...hit a team-high 23 home runs with 70 RBI, 20 stolen bases and a .269 average in 125 games.
- ▶ Recalled from Omaha on Sept. 5...stroked a pinch-hit, 2-run single off Darwin Cubillan in the Royals 13-8 win vs. Texas on Sept. 10 for his first 2 RBI in the Major Leagues.
- ▶ Got his 1st start of the year in left field at Texas on Sept. 16.
- ▶ Delivered a game-tying RBI off Detroit's Todd Jones in the bottom of the 8th of the Royals 8-5 win in the home finale on Sept. 28.
- ▶ Hit .160 (4-for-25) with 4 runs and 4 RBI with Kansas City...appeared in 15 games (4 in left field, 11 as a pinch-hitter)...went 3-for-11 (.273) with 4 RBI as a pinch-hitter.
- ▶ Ranked 11th in *Baseball America's* list of the top 100 Major League prospects.
- ▶ Played in the Arizona Fall League following the 2000 season.

1999

- ▶ Began the year at the Class A level, advanced to Double-A in mid-season and finished the year in the Majors with Kansas City...combined on the 3 stops for a .318 average with 25 home runs and 102 RBI, earning Royals Minor League Player of the Year as selected by *Baseball America*.
- ▶ Played in 61 games at Wilmington (A)...hit .308 with 13 homers, 46 RBI and 20 stolen bases.
- ▶ Hit for the cycle with 7 RBI on April 18 at Myrtle Beach...the next night he belted 2 homers at Kinston, a game-tying blast in the 9th and a game-winner in the 11th.
- ▶ Earned Carolina League Player of the Week honors April 15-21 and April Player of the Month honors...voted the Best Power Prospect and the Most Exciting Player in the Carolina League in *Baseball America's* Tools of the Trade survey.



- ▶ Promoted to Wichita on June 12 and registered a .353 average with 12 homers, 56 RBI and 10 stolen bases in 65 contests with the Wranglers in the Double-A Texas League.
- ▶ Selected to play in the inaugural All-Star Futures Game in Boston's Fenway Park.
- ▶ Named the Texas League Player of the Week for July 26-Aug. 1.
- ▶ Named the 2nd-best prospect in both the Carolina League and the Texas League by *Baseball America*...earned a spot on *Baseball Weekly's* Minor League All-Star team.
- ▶ Recalled by the Royals on Sept. 1...collected 1st Major League hit on Sept. 5 vs. Toronto's Kelvim Escobar with a 4th-inning infield single...hit .080 in 12 games (2-for-25).
- ▶ Played in the Arizona Fall League and Puerto Rico Winter League following the season.

1998

- ▶ Was a September call-up for the Royals after spending the campaign leading Wilmington to the Carolina League championship...hit .258 with 10 home runs and 58 RBI for the Blue Rocks...also scored 64 runs and stole 26 bases in 36 attempts.
- ▶ Made his Major League debut as a pinch runner on Sept. 14 vs. Oakland and scored a run.
- ▶ Made 5 late-inning appearances and went 0-for-3.
- ▶ Named the Royals 4th-best prospect by *Baseball America* following the season.

Minor League Notes

- ▶ Named the Royals Co-Minor League Player of the Year with Jeremy Giambi in 1997...also named the MVP and Howe "Star of Stars" award winner in the Northwest League and earned a spot on the NWL's All-Star team after tying for the league lead in RBI, total bases (168), slugging (.564) and extra-base hits, 2nd in at-bats and hits, tied for 2nd in homers, tied for 3rd in games, tied for 4th in doubles and 7th in batting.
- ▶ Brown was the Royals 1st pick in the 1996 June Free Agent Draft (14th overall)...regarded as the Royals 9th-best prospect by *Baseball America* following his 1st pro season in 1996.

Miscellaneous Notes

- ▶ **Dermal Bram Brown** is single...graduated from Marlboro Central High in Newburgh, N.Y. in 1996...earned 1st team All-America honors by *Baseball America*...also played football and basketball, turning down a scholarship to play running back at Maryland.
- ▶ Ranked 13th among *Baseball America's* Top 100 prospects entering the draft...*USA Today* named him to its list of Super 25 Baseball High School Prospects.
- ▶ Participated in the 2001 and 2002 Royals Caravans, is an instructor for the Royals Youth Instructional Clinics and participates in the "Gloves for Kids" event.

Dee Brown's Career Statistics

Year	Club	AVG	G	AB	R	H	2B	3B	HR	RBI	SH	SF	HP	BB	SO	SB	CS	E
1996	Gulf Coast	.050	7	20	1	1	1	0	0	1	0	0	1	0	6	0	2	0
1997	Spokane	.326	73	298	67	97	20	6	13	+73	0	1	2	38	65	17	4	7
1998	Wilmington	.258	128	442	64	114	30	2	10	58	1	0	7	53	115	26	10	13
	KANSAS CITY	.000	5	3	2	0	0	0	0	0	0	0	0	0	1	0	0	0
1999	Wilmington	.308	61	221	49	68	10	2	13	46	0	0	4	44	56	20	8	2
	Wichita	.353	65	235	58	83	14	3	12	56	1	2	3	35	41	10	8	5
	KANSAS CITY	.080	12	25	1	2	0	0	0	0	0	0	0	2	7	0	0	1
2000	Omaha	.269	125	479	76	129	25	6	23	70	0	3	3	37	112	20	3	7
	KANSAS CITY	.160	15	25	4	4	1	0	0	4	0	0	0	3	9	0	0	0
2001	KANSAS CITY	.245	106	380	39	93	19	0	7	40	1	2	1	22	81	5	3	2
	Omaha	.297	10	37	5	11	0	0	2	6	0	1	1	3	5	0	0	1
2002	Omaha	.275	121	458	66	126	23	1	17	75	0	4	6	44	111	10	4	5
	KANSAS CITY	.235	16	51	5	12	3	1	1	7	0	0	0	4	20	0	0	1
2003	KANSAS CITY	.227	50	132	16	30	7	0	2	14	0	1	2	7	37	1	1	1
	Omaha	.277	12	47	6	13	2	0	2	9	0	1	1	4	9	1	0	1
	Arizona (Rookie)	.714	2	7	4	5	2	0	0	3	0	0	1	0	2	0	0	0
Minor League Totals		.288	604	2244	396	647	127	20	92	397	2	12	29	258	522	104	39	45
Major League Totals		.229	204	616	67	141	30	1	10	65	1	3	3	38	155	6	4	5

+ Tied for League Lead

1996 Selected by the Kansas City Royals in 1st round (14th pick overall) in the June Free Agent Draft...signed by Ray Jackson.



Dee Brown's Career Fielding

POSITION	PCT.	G	PO	A	E	TC	DP
Left Field	.986	110	210	4	3	217	1
Right Field	.978	22	43	2	1	46	1
Center Field	.833	4	5	0	1	6	0

Dee Brown's 2003 and Career Breakdown

vs. American League	2003					CAREER				
	AVG.	AB	H	HR	RBI	AVG.	AB	H	HR	RBI
vs. Anaheim	.000	5	0	0	0	.111	45	5	0	2
Baltimore	.400	20	8	1	3	.362	47	17	1	4
Boston	.286	7	2	0	0	.222	36	8	0	5
Chicago	.250	28	7	0	4	.210	100	21	1	9
Cleveland	.333	6	2	0	0	.240	50	12	0	3
Detroit	.167	6	1	1	4	.220	59	13	4	12
Kansas City	-	-	-	-	-	-	-	-	-	-
Minnesota	.000	6	0	0	0	.263	57	15	1	5
New York	.308	13	4	0	1	.226	31	7	0	1
Oakland	.000	1	0	0	0	.192	26	5	0	2
Seattle	.111	9	1	0	1	.188	32	6	1	4
Tampa Bay	.250	8	2	0	1	.345	29	10	1	6
Texas	1.000	1	1	0	0	.209	43	9	1	8
Toronto	.095	21	2	0	0	.220	50	11	0	4
vs. National League	AVG.	AB	H	HR	RBI	AVG.	AB	H	HR	RBI
vs. Arizona	.000	1	0	0	0	.000	1	0	0	0
Atlanta	-	-	-	-	-	-	-	-	-	-
Chicago	-	-	-	-	-	-	-	-	-	-
Cincinnati	-	-	-	-	-	-	-	-	-	-
Colorado	-	-	-	-	-	-	-	-	-	-
Florida	-	-	-	-	-	-	-	-	-	-
Houston	-	-	-	-	-	-	-	-	-	-
Los Angeles	-	-	-	-	-	-	-	-	-	-
Milwaukee	-	-	-	-	-	.000	1	0	0	0
Montreal	-	-	-	-	-	-	-	-	-	-
New York	-	-	-	-	-	-	-	-	-	-
Philadelphia	-	-	-	-	-	-	-	-	-	-
Pittsburgh	-	-	-	-	-	-	-	-	-	-
St. Louis	-	-	-	-	-	.222	9	2	0	0
San Diego	-	-	-	-	-	-	-	-	-	-
San Francisco	-	-	-	-	-	-	-	-	-	-
Monthly	AVG.	AB	H	HR	RBI	AVG.	AB	H	HR	RBI
March/April	.226	31	7	1	6	.266	94	25	2	17
May	.250	48	12	1	4	.279	140	39	4	18
June	-	-	-	-	-	.207	29	6	1	2
July	.000	5	0	0	0	.100	20	2	0	0
August	.256	39	10	0	4	.267	146	39	0	11
September/October	.111	9	1	0	0	.160	187	30	3	17
Situational Hitting	AVG.	AB	H	HR	RBI	AVG.	AB	H	HR	RBI
Home	.225	71	16	1	7	.250	316	79	5	29
Road	.230	61	14	1	7	.207	300	62	5	36
Day	.138	58	8	1	6	.218	206	45	4	19
Night	.297	74	22	1	8	.234	410	96	6	46
Natural Grass	.237	118	28	2	14	.229	559	128	9	59
Artificial Turf	.143	14	2	0	0	.228	57	13	1	6
Before ASG	.241	79	19	2	10	.266	263	70	7	37
After ASG	.208	53	11	0	4	.201	353	71	3	28
vs. LHP	.259	27	7	1	5	.238	130	31	4	16
vs. RHP	.219	105	23	1	9	.226	486	110	6	49
with RISP	.273	33	9	1	12	.260	177	46	3	52
Bases Loaded	.667	3	2	1	3	.333	15	5	1	12
Pinch Hitter	.100	10	1	0	0	.211	37	7	0	4
Desig. Hitter	.219	32	7	0	4	.237	139	33	3	21

Dee Brown's Career by Ballpark

Ballpark	AVG	AB	H	HR	RBI	Ballpark	AVG	AB	H	HR	RBI
Edison Field	.130	23	3	0	1	Metrodome	.280	25	7	0	3
Camden Yards	.222	18	4	0	0	Yankee Stadium	.250	8	2	0	0
Fenway Park	.222	18	4	0	4	Network Associates	.150	20	3	0	2
U.S. Cellular Field	.216	51	11	0	6	Safeco Field	.000	7	0	0	0
Jacobs Field	.214	28	6	0	2	Tropicana Field	.308	13	4	1	3
Tiger Stadium	.000	1	0	0	0	Ballpark in Arlington	.188	32	6	1	6
Comerica Park	.278	36	10	3	9	Skydome	.105	19	2	0	0
Kauffman Stadium	.250	316	79	5	29	Miller Park	.000	1	0	0	0

ROYALS REVIEW HISTORY RECORDS DEFENSE FIELDING



RYAN BUKVICH

RIGHT-HANDED PITCHER



35

Height, Weight:
6-2, 250

Bats/Throws:
Right/Right

Resides:
Brandon, Miss.

Birthdate (Age):
May 13, 1978 (25)

Birthplace:
Naperville, Ill.

Acquired:
Selected in 11th round of
2000 June Free Agent Draft

Contract Status:
Signed through 2004

Major League Service:
104 days

2003

- ▶ Made 9 relief appearances for the Royals in 2003, going 1-0 with a 9.58 ERA...allowed 11 runs on 12 hits in 10.1 innings.
- ▶ Made the Opening Day roster for the 1st time and earned a 12-6 win vs. Chicago on April 3 in his season debut...allowed just 1 run in 2.0 innings of relief for his 2nd Major League win (also Aug. 16, 2002 at Tampa Bay).
- ▶ Allowed 4 earned runs in 0.1 inning in the 9th of Kansas City's 10-9 loss at Toronto on April 27 as the Blue Jays came back from a 7-run deficit...the outing snapped a streak of 3 scoreless outings (4.0 IP).
- ▶ Was optioned to Omaha (AAA) on May 6 after logging an 8.68 ERA in 8 games (9.1 IP, 9 ER).
- ▶ Recalled on June 20 and surrendered a 2-run HR to Albert Pujols in the 8th inning of KC's 8-1 loss at St. Louis on June 21...optioned to Omaha on June 26 after making just 1 appearance.
- ▶ Went 1-2 with a 4.91 ERA in 34 relief appearances for Omaha, allowing 21 runs (20 ER) on 39 hits in 36.2 innings...issued 25 walks and struck out 44 batters.

2002

- ▶ Posted some of the most impressive numbers in the Royals Minor League system in 2002...began the season with Wichita (AA) where he was 1-1 with 8 saves and a 1.31 ERA in 23 games.
- ▶ Was promoted to Omaha and was perfect in 12 opportunities, going 1-0 with 8 saves and a 0.00 ERA, allowing just 4 hits in 13.2 innings.
- ▶ Combined for a 2-1 record, 16 saves and a 0.94 ERA (48.0 IP, 5 ER) in his 2 Minor League assignments.
- ▶ Was selected to the Texas League All-Star Game at midseason.
- ▶ Had his contract purchased by the Royals on July 11...made his Major League debut on July 12 vs. Anaheim and induced an inning-ending double play...retired all 4 batters he faced.
- ▶ Allowed just 6 hits and 1 run in his 1st 7 outings for a 1.23 ERA (7.1 IP, 1 ER)...was roughed up for 5 runs in 0.1 innings at Chicago on July 26.
- ▶ Earned his 1st Major League victory at Tampa Bay on Aug. 16 after throwing a perfect 8th inning and watching Raul Ibanez hit a 2-run homer in the top of the 9th for a 6-5 win.
- ▶ Was optioned to Wichita on Aug. 28 after compiling a 6.14 ERA in 23 games (22.0 IP, 15 ER).
- ▶ Was recalled by the Royals on Sept. 20.

Bukvich's Career Bests		
Season:		
Wins	1	02, 03
ERA	6.12	2002
SV	—	—
IP	25.0	2002
SO	20	2002
Win Streak	1	2x
Game Highs:		
IP	2.0 - twice	
	Last: at Chi (AL), 4/16/03	
SO	4 - at Tor, 8/20/02	



Minor League Notes

- ▶ Held Northwest League batters to .111 batting average at Spokane and South Atlantic League hitters to a .128 average at Charleston in 2000...was promoted from Wilmington to Wichita on Aug. 5, 2001.

Miscellaneous Notes

- ▶ Full name is **Ryan Adrian Bukvich**...graduated Northwest Rankin (Brandon, Miss.) High, 1996...attended the University of Mississippi.

Bukvich's Career Statistics

YEAR CLUB	W-L	ERA	G	GS	CG	SHO	SV	IP	H	R	ER	HR	HB	BB	SO	WP	BK
2000 Spokane	2-0	0.64	10	0	0	0	2	14.0	5	1	1	0	1	9	15	1	0
Charleston	0-0	1.88	11	0	0	0	0	14.1	6	3	3	0	1	7	17	1	0
Wilmington	0-1	18.00	2	0	0	0	0	2.0	3	4	4	0	1	5	3	1	0
2001 Wilmington	0-1	1.72	37	0	0	0	13	57.2	41	16	11	1	4	31	80	5	1
Wichita	0-0	3.75	7	0	0	0	0	12.0	9	6	5	2	0	2	14	2	0
2002 Wichita	1-1	1.31	23	0	0	0	8	34.1	17	8	5	0	0	15	47	0	0
Omaha	1-0	0.00	12	0	0	0	8	13.2	4	0	0	0	0	7	17	0	0
KANSAS CITY	1-0	6.12	26	0	0	0	0	25.0	26	19	17	2	1	19	20	1	0
2003 KANSAS CITY	1-0	9.58	9	0	0	0	0	10.1	12	11	11	2	0	9	8	1	0
Omaha	1-2	4.91	34	0	0	0	5	36.2	39	21	20	2	0	25	44	6	0
Minor League Totals	5-5	2.39	136	0	0	0	40	184.2	124	59	49	5	7	101	237	16	1
Major League Totals	2-0	7.13	35	0	0	0	0	35.1	38	30	28	4	1	28	28	2	0

2000 Selected by the Kansas City Royals in 11th round of June Free Agent Draft...signed by Mark Willoughby.

Bukvich's Career Fielding

POSITION	PCT.	G	PO	A	E	TC	DP
Pitcher	.769	35	2	8	3	13	0

Bukvich's 2003 and Career Breakdown

vs. American League	2003							CAREER						
	W-L	S	ERA	G	IP	H	ER	W-L	S	ERA	G	IP	H	ER
vs. Anaheim	-	-	-	-	-	-	-	0-0	0	0.00	2	2.2	1	0
Baltimore	0-0	0	18.00	1	1.0	2	2	0-0	0	18.00	1	1.0	2	2
Boston	0-0	0	9.00	1	1.0	1	1	0-0	0	9.00	1	1.0	1	1
Chicago	1-0	0	0.00	2	4.0	1	0	1-0	0	9.00	5	6.0	5	6
Cleveland	0-0	0	9.00	2	2.0	3	2	0-0	0	7.50	6	6.0	8	5
Detroit	0-0	0	0.00	1	1.0	0	0	0-0	0	0.00	3	3.0	0	0
Kansas City	-	-	-	-	-	-	-	-	-	-	-	-	-	-
Minnesota	-	-	-	-	-	-	-	0-0	0	0.00	2	1.1	0	0
New York	-	-	-	-	-	-	-	0-0	0	2.45	4	3.2	2	1
Oakland	-	-	-	-	-	-	-	0-0	0	9.00	2	2.0	3	2
Seattle	-	-	-	-	-	-	-	-	-	-	-	-	-	-
Tampa Bay	-	-	-	-	-	-	-	1-0	0	12.27	4	3.2	6	5
Texas	-	-	-	-	-	-	-	0-0	0	0.00	1	1.0	2	0
Toronto	0-0	0	108.11	1	0.1	3	4	0-0	0	12.00	3	3.0	6	4
vs. National League	W-L	S	ERA	G	IP	H	ER	W-L	S	ERA	G	IP	H	ER
vs. St. Louis	0-0	0	18.00	1	1.0	2	2	0-0	0	18.00	1	1.0	2	2
Monthly	W-L	S	ERA	G	IP	H	ER	W-L	S	ERA	G	IP	H	ER
March/April	1-0	0	7.36	6	7.1	7	6	1-0	0	7.36	6	7.1	7	6
May	0-0	0	13.50	2	2.0	3	3	0-0	0	13.50	2	2.0	3	3
June	0-0	0	18.00	1	1.0	2	2	0-0	0	18.00	1	1.0	2	2
July	-	-	-	-	-	-	-	0-0	0	6.52	10	9.2	10	7
August	-	-	-	-	-	-	-	1-0	0	5.84	13	12.1	13	8
September/October	-	-	-	-	-	-	-	0-0	0	6.00	3	3.0	3	2
Situational Pitching	W-L	S	ERA	G	IP	H	ER	W-L	S	ERA	G	IP	H	ER
Home	1-0	0	2.25	3	4.0	2	1	1-0	0	3.66	19	19.2	19	8
Road	0-0	0	14.21	6	6.1	10	10	1-0	0	11.49	16	15.2	19	20
Before ASG	1-0	0	9.58	9	10.1	12	11	1-0	0	9.58	9	10.1	12	11
After ASG	-	-	-	-	-	-	-	1-0	0	6.12	26	25.0	26	17
Starter	-	-	-	-	-	-	-	-	-	-	-	-	-	-
Reliever	1-0	0	9.58	9	10.1	12	11	2-0	0	7.13	35	35.1	38	28

Bukvich's Career by Ballpark

Ballpark	W-L	S	ERA	G	IP	ER	Ballpark	W-L	S	ERA	G	IP	ER
Comiskey Park	0-0	0	40.50	2	1.1	6	Metrodome	0-0	0	0.00	1	0.1	0
Jacobs Field	0-0	0	9.00	1	1.0	1	Yankee Stadium	0-0	0	0.00	2	2.1	0
Comerica Park	0-0	0	0.00	1	1.0	0	Tropicana Field	1-0	0	16.20	2	1.2	3
Kauffman Stadium	0-0	0	4.02	16	15.2	7	Skydome	0-0	0	0.00	1	1.2	0



SHAWN CAMP

RIGHT-HANDED PITCHER

(NON-ROSTER)



68

Height, Weight:
6-1, 200

Bats/Throws:
Right/Right

Resides:
Fairfax, Va.

Birthdate (Age):
Nov. 18, 1975 (28)

Birthplace:
Fairfax, Va.

Acquired:
Signed as a minor league free agent, Oct. 29, 2003

Contract Status:
Signed through 2004

M.L. Service:
0 days (Rookie)

2003

- ▶ Was a non-roster invite to Spring Training with the Pittsburgh Pirates...posted a combined record of 0-3 with a 4.73 ERA in 51 appearances with Nashville (AAA) and Altoona (AA).
- ▶ Opened the season with Nashville where he was 0-1 with a 4.98 ERA in 33 games...did not allow a run in 5 straight outings from April 13-22 (7.1 innings)...allowed just 1 hit during the stretch.
- ▶ Spent the end of the season with Altoona where he went 0-2 with a 4.34 ERA in 18 games from July 9 through the end of the season.
- ▶ Finished the season strong, compiling a 1.59 ERA (3 ER, 17.0 IP) in his last 11 appearances.

Minor League Notes

- ▶ Spent entire season with Nashville, helping the Sounds to a 23-16 record in games he appeared in, the best record of all Sounds relievers.
- ▶ Picked up his 1st victory on April 23 vs. Oklahoma after blowing his 1st save opportunity earlier in the contest.
- ▶ Missed nearly a month of action (May 27-June 23) while on the disabled list with right shoulder tendinitis.
- ▶ Allowed only 1 run over 6 games (10.1 IP, 0.87 ERA) from June 28 to July 15...did not allow a run over an 8-game span from July 30 through Aug. 25 (15.0 IP) and was scored upon just once in his final 11 appearances (19.1 IP, 2 ER, 0.93 ERA).
- ▶ His 6-year minor league totals include a 25-20 record, 40 saves and a 3.57 ERA (458.1 IP, 182 ER) in 337 games (6 starts).

Miscellaneous Notes

- ▶ **Shawn Anthony Camp** is single...is a 1994 graduate of Robinson High School in Fairfax, VA...also attended George Mason University and the University of North Alabama.

Year	Club	W-L	ERA	G	GS	CG	SHO	SV	IP	H	R	ER	HR	HB	BB	SO	WP	BK
1997	Idaho Falls	2-1	5.51	30	0	0	0	12	32.2	41	22	20	3	2	14	41	4	0
1998	Clinton	3-5	2.62	47	0	0	0	13	55.0	48	19	16	0	7	20	62	6	1
1999	Rancho Cucamonga	1-5	3.95	53	0	0	0	6	66.0	68	37	29	4	1	25	78	7	1
2000	Rancho Cucamonga	1-0	1.45	14	0	0	0	6	18.2	10	3	3	0	2	5	18	2	0
	Mobile	3-3	2.43	45	0	0	0	1	59.1	47	23	16	4	1	30	53	4	0
2001	Mobile	6-2	4.44	35	1	0	0	0	48.2	46	24	24	2	6	15	55	2	0
	Portland	1-0	0.00	4	1	0	0	0	7.0	2	0	0	0	0	1	6	0	0
	Altoona	4-0	4.24	8	3	0	0	0	23.1	25	14	11	3	3	8	19	1	1
	Nashville	0-0	2.12	11	0	0	0	0	17.0	11	4	4	1	0	8	15	0	1
2002	Nashville	4-1	3.24	39	0	0	0	2	58.1	50	22	21	5	6	15	59	0	1
2003	Nashville	0-1	4.98	33	1	0	0	0	43.1	50	26	24	2	2	15	36	4	0
	Altoona	0-2	4.34	18	0	0	0	0	29.0	26	14	14	2	4	11	35	2	0
Minor League Totals		25-20	3.57	337	6	0	0	40	458.1	424	208	182	26	34	167	477	32	4

1997 Selected by the San Diego Padres in the 16th round of the June Free Agent Draft...signed June 4.

2001 Traded by the San Diego Padres with OF Shawn Gilbert to the Pittsburgh Pirates for OF Emil Brown, July 10.

2003 Signed by the Kansas City Royals as a minor league free agent with the Kansas Royals, Oct. 29.



D.J. CARRASCO

RIGHT-HANDED PITCHER



59

Height, Weight:
6-1, 215

Bats/Throws:
Right/Right

Resides:
Safford, Ariz.

Birthdate (Age):
April 12, 1977 (26)

Birthplace:
Safford, Ariz.

Acquired:
Selected in the Rule 5
Draft, Dec. 16, 2002

Contract Status:
Signed through 2004

Major League Service:
1 year

2003

- ▶ Spent his 1st season at the Major League level after spending the 2002 season in Class A Lynchburg in the Pirates organization.
- ▶ Went 6-5 with a 4.82 ERA in 50 appearances for the Royals... allowed 82 hits and 43 ER in 80.1 innings...struck out 57 batters and allowed 40 walks.
- ▶ Made 2 spot starts for the Royals - June 7 at Colorado in the 2nd game of a doubleheader (4.1 IP, 2 ER) and June 14 vs. San Francisco (4.0 IP, 2 ER).
- ▶ Made his Major League debut in KC's 5-4 victory vs. Chicago on April 2...he retired Brian Daubach to end the 8th inning.
- ▶ Struck out 6 straight batters at Detroit on April 10, marking the most consecutive strikeouts for a Royals reliever (records date back to 1974)...pitched 3.0 scoreless innings in KC's 4-2 win.
- ▶ Celebrated his 26th birthday with his 1st career save at Cleveland on April 12.
- ▶ Gave up a home run to Milton Bradley at Cleveland on April 14 for his 1st career hit and run allowed...did not allow a hit to the 1st 17 batters he faced.
- ▶ Earned his 1st Major League win in KC's 4-3, 11-inning victory vs. Detroit on April 18 by pitching a scoreless 10th and 11th (2.0 IP, 2 H, 1 BB, 1 SO).
- ▶ Did not allow a run in 8-straight outings from April 30-May 17, a span of 11.1 innings...allowed 7 hits and 4 walks in the stretch.
- ▶ Was charged with his 2nd loss of the season at Seattle on May 20...allowed 4 ER after allowing just 5 runs in his 1st 16 games.
- ▶ Allowed just 5 runs in his 1st 16 games (23.2 IP, 1.90 ERA).
- ▶ Had a 2-2 record with a 3.52 ERA for the month of May...had the team's 2nd-best ERA at 3.52 (15.1 IP, 17 H, 6 ER) through the 1st two months.
- ▶ Took a 4-3 loss at LA on June 3 after entering the game in the 9th with a 3-3 tie...allowed 1 run on 3 walks, a hit batter and a wild pitch...walked Adrian Beltre to drive in the winning run.
- ▶ Suffered a blown save in KC's 10-inning, 7-5 win over Seattle on July 20, allowing an inherited run to score (1 H, 2 BB, 1 SO, 2 WP).
- ▶ Earned wins in 3 straight decisions from Aug. 11-Aug. 28, a span of 5 outings.
- ▶ Kansas City went just 14-14 when Carrasco did not allow a run.

2002

- ▶ Selected by the Royals in the 2002 Rule 5 Draft on Dec. 16.
- ▶ Helped guide Class A Lynchburg to an 87-53 record and the Carolina League Championship.

Carrasco's Career Bests

Season:

Wins	6	2003
ERA	4.82	2003
SV	2	2003
IP	80.1	2003
SO	57	2003
Win Streak	3	2003

Game Highs:

IP	4.1 - at Col (G2), 6/7/03
SO	6 - at Det, 4/20/03



- ▶ Spent the entire season with Lynchburg where he was 4-4 with a 1.61 ERA and 29 saves as the team's closer.
- ▶ Was a Carolina League mid- and post-season All-Star...was named the Roloids Relief Man for the Carolina League for the season and the month of May.
- ▶ Rated by *Baseball America* as the Carolina League's best reliever...led the league in saves, games (55), games finished (44) and relief points (87)...also ranked among the league leaders in runners per 9 innings for a reliever (3rd, 9.41) and strikeouts per 9 innings for a reliever (5th, 10.28).
- ▶ Allowed just 2 earned runs in his first 26 appearances, going 1-0 with 19 saves (30.1 IP) for a 0.59 ERA.

Minor League Notes

- ▶ Has compiled a 22-15 record with a 2.98 ERA in 181 games at the Minor League level...has a 10-6 mark in 104 appearances with 37 saves and a 2.22 ERA (145.2 IP, 36 ER) over the past 2 seasons.
- ▶ Ranked 2nd in the Carolina League in 2001, holding hitters to a .145 average in relief.
- ▶ Selected by the Baltimore Orioles in the 26th round of the 1997 June Free Agent Draft...has also spent time in the Indians and Pirates organizations before joining the Royals.

Miscellaneous Notes

- ▶ Full name is **Daniel J. Carrasco**...participated in the 2004 Royals Caravan.

Carrasco's Career Statistics

YEAR CLUB	W-L	ERA	G	GS	CG	SHO	SV	IP	H	R	ER	HR	HB	BB	SO	WP	BK
1998 Watertown	1-1	5.40	13	1	0	0	2	31.2	36	23	19	3	2	14	38	1	0
1999 Williamsport	4-2	2.96	18	4	0	0	0	51.2	43	20	17	2	3	23	49	7	4
Lynchburg	0-1	6.35	2	0	0	0	0	5.2	9	8	4	0	0	3	4	0	0
2000 Hickory	5-4	1.34	27	0	0	0	6	40.1	35	10	6	0	7	20	40	2	0
Lynchburg	1-0	3.48	8	0	0	0	2	10.1	8	5	4	1	0	8	10	1	0
Altoona	1-1	8.36	9	0	0	0	0	14.0	16	14	13	0	1	13	10	1	0
2001 Lynchburg	4-0	1.50	22	0	0	0	7	36.0	18	7	6	0	2	14	40	1	2
Altoona	2-2	4.14	27	1	0	0	1	37.0	34	22	17	2	0	25	35	2	0
2002 Lynchburg	4-4	1.61	*55	0	0	0	*29	72.2	52	18	13	1	6	18	83	2	0
2003 KANSAS CITY	6-5	4.82	50	2	0	0	2	80.1	82	44	43	8	7	40	57	6	0
Minor League Totals	22-15	2.98	181	6	0	0	47	299.1	251	127	99	9	21	138	309	17	6
Major League Totals	6-5	4.82	50	2	0	0	2	80.1	82	44	43	8	7	40	57	6	0

* - Led League

1997 Selected by the Baltimore Orioles in the 26th round of the June Free Agent Draft.

1998 Signed by the Cleveland Indians, June 18.

1999 Signed by the Pittsburgh Pirates, March 29.

2002 Selected by Kansas City Royals in the Rule 5 Draft, Dec. 16.

Carrasco's Career Fielding

POSITION	PCT.	G	PO	A	E	TC	DP
Pitcher	.929	50	4	9	1	14	1

Carrasco's M.L. Batting Totals

	AVG.	AB	H	HR	RBI
M.L. Totals	.000	2	0	0	0

Carrasco's Career by Ballpark

Ballpark	W-L	S	ERA	G	IP	ER	Ballpark	W-L	S	ERA	G	IP	ER
Edison Field	0-0	0	4.50	2	2.0	1	Network Associates	0-1	0	6.75	2	1.1	1
Camden Yards	0-0	1	0.00	1	2.0	0	Safeco Field	0-1	0	21.60	1	1.2	4
Fenway Park	0-0	0	27.00	2	1.0	3	Tropicana Field	0-0	0	4.50	1	2.0	1
U.S. Cellular Field	0-1	0	9.00	2	4.0	4	Ballpark in Arlington	0-0	0	9.00	1	1.0	1
Jacobs Field	0-0	1	3.0	2	3.0	1	Skydome	0-1	0	4.50	1	2.0	1
Comerica Park	0-0	0	0.00	2	5.0	0	Coors Field	0-0	0	4.15	1	4.1	2
Kauffman Stadium	4-0	0	5.12	25	38.2	22	Dodger Stadium	0-1	0	13.50	1	0.2	1
Metrodome	2-0	0	0.87	4	10.1	1	Busch Stadium	0-0	0	0.00	1	1.0	0
Yankee Stadium	0-0	0	0.00	1	0.1	0							



Cerda's Career Statistics

Year	Club	W-L	ERA	G	GS	CG	SHO	SV	IP	H	R	ER	HR	HB	BB	SO	WP	BK	
(Injured - Did Not Play)																			
1999																			
2000	Pittsfield	4-1	0.57	20	1	0	0	5	47.0	33	6	3	0	0	6	51	2	0	
2001	St. Lucie	2-1	0.97	28	0	0	0	6	55.2	40	8	6	3	1	12	55	0	0	
	Binghamton	1-0	3.10	12	0	0	0	3	20.1	17	7	7	1	1	6	22	2	0	
2002	Norfolk	0-0	3.86	3	0	0	0	0	4.2	2	2	2	0	0	2	4	1	0	
	Binghamton	5-1	2.27	14	0	0	0	0	31.2	21	8	8	0	0	10	33	2	0	
	Norfolk	0-0	0.43	12	0	0	0	1	21.0	10	2	1	0	0	7	17	0	0	
	METS	0-0	2.45	32	0	0	0	0	25.2	22	7	7	0	1	14	21	0	1	
2003	Norfolk	3-0	1.67	22	0	0	0	0	32.1	29	7	6	3	1	10	35	0	0	
	METS	1-1	5.85	27	0	0	0	0	32.1	32	21	21	4	0	20	19	3	1	
Minor League Totals		15-3	1.40	111	1	0	0	15	212.2	152	40	33	7	3	53	218	7	0	
Major League Totals		1-1	4.34	59	0	0	0	0	58.0	54	28	28	4	1	34	40	3	2	

Cerda's Career Fielding

POSITION	PCT.	G	PO	A	E	TC	DP
Pitcher	.889	59	1	7	1	9	0

Cerda's M.L. Batting Totals

	AVG.	AB	H	HR	RBI
M.L. Totals	.000	5	0	0	0

Cerda's 2003 and Career Breakdown

	2003								CAREER							
	W-L	S	ERA	G	IP	H	ER		W-L	S	ERA	G	IP	H	ER	
vs. American League	-	-	-	-	-	-	-	-	0-0	0	0.00	3	3.0	0	0	
vs. New York	-	-	-	-	-	-	-	-	0-0	0	8.31	4	4.1	8	4	
vs. National League	0-0	0	10.80	1	1.2	3	2		0-0	0	8.31	4	4.1	8	4	
vs. Arizona	0-0	0	7.94	3	5.2	8	5		0-0	0	5.19	5	8.2	9	5	
Atlanta	0-0	0	0.00	1	2.0	0	0		0-0	0	0.00	2	2.2	1	0	
Chicago	1-0	0	0.00	1	1.0	0	0		1-0	0	0.00	4	2.1	3	0	
Cincinnati	0-1	0	27.00	1	0.1	2	1		0-1	0	40.50	2	0.2	4	3	
Colorado	0-0	0	6.75	3	2.2	2	2		0-0	0	3.38	7	5.1	5	2	
Florida	0-0	0	10.80	2	1.2	3	2		0-0	0	4.91	3	3.2	3	2	
Houston	-	-	-	-	-	-	-		0-0	0	18.00	1	1.0	2	2	
Los Angeles	0-0	0	0.00	1	1.1	0	0		0-0	0	0.00	2	1.2	2	0	
Milwaukee	0-0	0	3.18	4	5.2	3	2		0-0	0	2.57	7	7.0	4	2	
Montreal	-	-	-	-	-	-	-		-	-	-	-	-	-	-	
New York	0-0	0	0.00	3	4.1	4	0		0-0	0	1.00	9	9.0	6	1	
Philadelphia	0-0	0	0.00	3	2.1	2	0		0-0	0	0.00	3	2.1	2	0	
Pittsburgh	0-0	0	23.14	3	2.1	3	6		0-0	0	18.00	4	3.0	3	6	
St. Louis	-	-	-	-	-	-	-		0-0	0	0.00	1	1.1	0	0	
San Diego	0-0	0	6.75	1	1.1	2	1		0-0	0	4.50	2	2.0	2	1	
San Francisco	-	-	-	-	-	-	-		-	-	-	-	-	-	-	
Monthly	W-L	S	ERA	G	IP	H	ER		W-L	S	ERA	G	IP	H	ER	
March/April	0-0	0	9.31	9	9.2	10	10		0-0	0	9.31	9	9.2	10	10	
May	0-1	0	8.53	4	6.1	10	6		0-1	0	8.53	4	6.1	10	6	
June	-	-	-	-	-	-	-		0-0	0	0.00	3	3.0	0	0	
July	1-0	0	1.04	6	8.2	5	1		1-0	0	1.04	18	17.1	12	2	
August	0-0	0	5.79	4	4.2	4	3		0-0	0	6.39	15	12.2	16	9	
September/October	0-0	0	3.00	4	3.0	3	1		0-0	0	1.00	10	9.0	6	1	
Situational Pitching	W-L	S	ERA	G	IP	H	ER		W-L	S	ERA	G	IP	H	ER	
Home	0-0	0	2.65	13	17.0	11	5		0-0	0	2.64	27	30.2	23	9	
Road	1-1	0	9.39	14	15.1	21	16		1-1	0	6.26	32	27.1	31	19	
Before ASG	1-1	0	6.56	18	23.1	25	17		1-1	0	5.59	25	29.0	27	18	
After ASG	0-0	0	4.00	9	9.0	7	4		0-0	0	3.10	34	29.0	27	10	
Starter	-	-	-	-	-	-	-		-	-	-	-	-	-	-	
Reliever	1-1	0	5.85	27	32.1	32	21		1-1	0	4.34	59	58.0	54	28	

Cerda's Career by Ballpark

Ballpark	W-L	S	ERA	G	IP	ER	Ballpark	W-L	S	ERA	G	IP	ER
Yankee Stadium	0-0	0	0.00	3	3.0	0	Miller Park	0-0	0	0.00	1	0.1	0
Bank One Ballpark	0-0	0	10.80	1	1.2	2	Olympic Stadium	0-0	0	0.00	4	2.1	0
Turner Field	0-0	0	9.82	2	3.2	4	Shea Stadium	0-0	0	2.64	27	30.2	9
Cinergy Field	0-0	0	0.00	1	0.1	0	Veterans Stadium	0-0	0	4.50	3	2.0	1
Great Am. Ball Park	1-0	0	0.00	1	1.0	0	PNC Park	0-0	0	0.00	2	1.2	0
Coors Field	0-1	0	40.50	2	0.2	3	Busch Stadium	0-0	0	45.00	2	1.0	5
Pro Player Stadium	0-0	0	4.15	6	4.1	2	Pacific Bell Park	0-0	0	4.50	2	2.0	1
Minute Maid Park	0-0	0	0.00	1	1.0	0	Hiram Bithorn Stad.	0-0	0	3.86	1	2.1	1

ROYALS REVIEW HISTORY RECORDS OPPONENTS OPERATIONS MEDIA



- ▶ Spent the entire season with Lynchburg where he was 4-4 with a 1.61 ERA and 29 saves as the team's closer.
- ▶ Was a Carolina League mid- and post-season All-Star...was named the Roloids Relief Man for the Carolina League for the season and the month of May.
- ▶ Rated by *Baseball America* as the Carolina League's best reliever...led the league in saves, games (55), games finished (44) and relief points (87)...also ranked among the league leaders in runners per 9 innings for a reliever (3rd, 9.41) and strikeouts per 9 innings for a reliever (5th, 10.28).
- ▶ Allowed just 2 earned runs in his first 26 appearances, going 1-0 with 19 saves (30.1 IP) for a 0.59 ERA.

Minor League Notes

- ▶ Has compiled a 22-15 record with a 2.98 ERA in 181 games at the Minor League level...has a 10-6 mark in 104 appearances with 37 saves and a 2.22 ERA (145.2 IP, 36 ER) over the past 2 seasons.
- ▶ Ranked 2nd in the Carolina League in 2001, holding hitters to a .145 average in relief.
- ▶ Selected by the Baltimore Orioles in the 26th round of the 1997 June Free Agent Draft...has also spent time in the Indians and Pirates organizations before joining the Royals.

Miscellaneous Notes

- ▶ Full name is **Daniel J. Carrasco**...participated in the 2004 Royals Caravan.

Carrasco's Career Statistics

YEAR CLUB	W-L	ERA	G	GS	CG	SHO	SV	IP	H	R	ER	HR	HB	BB	SO	WP	BK
1998 Watertown	1-1	5.40	13	1	0	0	2	31.2	36	23	19	3	2	14	38	1	0
1999 Williamsport	4-2	2.96	18	4	0	0	0	51.2	43	20	17	2	3	23	49	7	4
Lynchburg	0-1	6.35	2	0	0	0	0	5.2	9	8	4	0	0	3	4	0	0
2000 Hickory	5-4	1.34	27	0	0	0	6	40.1	35	10	6	0	7	20	40	2	0
Lynchburg	1-0	3.48	8	0	0	0	2	10.1	8	5	4	1	0	8	10	1	0
Altoona	1-1	8.36	9	0	0	0	0	14.0	16	14	13	0	1	13	10	1	0
2001 Lynchburg	4-0	1.50	22	0	0	0	7	36.0	18	7	6	0	2	14	40	1	2
Altoona	2-2	4.14	27	1	0	0	1	37.0	34	22	17	2	0	25	35	2	0
2002 Lynchburg	4-4	1.61	*55	0	0	0	*29	72.2	52	18	13	1	6	18	83	2	0
2003 KANSAS CITY	6-5	4.82	50	2	0	0	2	80.1	82	44	43	8	7	40	57	6	0
Minor League Totals	22-15	2.98	181	6	0	0	47	299.1	251	127	99	9	21	138	309	17	6
Major League Totals	6-5	4.82	50	2	0	0	2	80.1	82	44	43	8	7	40	57	6	0

* - Led League

1997 Selected by the Baltimore Orioles in the 26th round of the June Free Agent Draft.

1998 Signed by the Cleveland Indians, June 18.

1999 Signed by the Pittsburgh Pirates, March 29.

2002 Selected by Kansas City Royals in the Rule 5 Draft, Dec. 16.

Carrasco's Career Fielding

POSITION	PCT.	G	PO	A	E	TC	DP
Pitcher	.929	50	4	9	1	14	1

Carrasco's M.L. Batting Totals

	AVG.	AB	H	HR	RBI
M.L. Totals	.000	2	0	0	0

Carrasco's Career by Ballpark

Ballpark	W-L	S	ERA	G	IP	ER	Ballpark	W-L	S	ERA	G	IP	ER
Edison Field	0-0	0	4.50	2	2.0	1	Network Associates	0-1	0	6.75	2	1.1	1
Camden Yards	0-0	1	0.00	1	2.0	0	Safeco Field	0-1	0	21.60	1	1.2	4
Fenway Park	0-0	0	27.00	2	1.0	3	Tropicana Field	0-0	0	4.50	1	2.0	1
U.S. Cellular Field	0-1	0	9.00	2	4.0	4	Ballpark in Arlington	0-0	0	9.00	1	1.0	1
Jacobs Field	0-0	1	3.0	2	3.0	1	Skydome	0-1	0	4.50	1	2.0	1
Comerica Park	0-0	0	0.00	2	5.0	0	Coors Field	0-0	0	4.15	1	4.1	2
Kauffman Stadium	4-0	0	5.12	25	38.2	22	Dodger Stadium	0-1	0	13.50	1	0.2	1
Metrodome	2-0	0	0.87	4	10.1	1	Busch Stadium	0-0	0	0.00	1	1.0	0
Yankee Stadium	0-0	0	0.00	1	0.1	0							

Carrasco's 2003 and Career Breakdown



ROYALS HISTORY REVIEW RECORDS OPPONENTS OPERATIONS MEDIA

	2003							CAREER						
	W-L	S	ERA	G	IP	H	ER	W-L	S	ERA	G	IP	H	ER
vs. American League	0-0	0	3.60	3	5.0	5	2	0-0	0	3.60	3	5.0	5	2
vs. Anaheim	0-0	0	3.60	3	5.0	5	2	0-0	0	3.60	3	5.0	5	2
Baltimore	1-0	1	0.00	2	4.0	1	0	1-0	1	0.00	2	4.0	1	0
Boston	0-0	0	7.36	4	3.2	7	3	0-0	0	7.36	4	3.2	7	3
Chicago	0-1	0	15.43	5	7.0	17	12	0-1	0	15.43	5	7.0	17	12
Cleveland	0-0	1	2.57	5	7.0	5	2	0-0	1	2.57	5	7.0	5	2
Detroit	1-0	0	2.25	4	8.0	5	2	1-0	0	2.25	4	8.0	5	2
Kansas City	-	-	-	-	-	-	-	-	-	-	-	-	-	-
Minnesota	2-0	0	2.93	6	15.1	13	5	2-0	0	2.93	6	15.1	13	5
New York	1-0	0	0.00	2	2.0	0	0	1-0	0	0.00	2	2.0	0	0
Oakland	0-1	0	5.40	4	3.1	6	2	0-1	0	5.40	4	3.1	6	2
Seattle	0-1	0	9.82	3	3.2	7	4	0-1	0	9.82	3	3.2	7	4
Tampa Bay	0-0	0	2.25	2	4.0	2	1	0-0	0	2.25	2	4.0	2	1
Texas	1-0	0	3.00	2	3.0	2	1	1-0	0	3.00	2	3.0	2	1
Toronto	0-1	0	3.86	2	2.1	2	1	0-1	0	3.86	2	2.1	2	1
vs. National League	W-L	S	ERA	G	IP	H	ER	W-L	S	ERA	G	IP	H	ER
vs. Arizona	0-0	0	13.50	2	2.0	3	3	0-0	0	13.50	2	2.0	3	3
Atlanta	-	-	-	-	-	-	-	-	-	-	-	-	-	-
Chicago	-	-	-	-	-	-	-	-	-	-	-	-	-	-
Cincinnati	-	-	-	-	-	-	-	-	-	-	-	-	-	-
Colorado	0-0	0	4.15	1	4.1	4	2	0-0	0	4.15	1	4.1	4	2
Florida	-	-	-	-	-	-	-	-	-	-	-	-	-	-
Houston	-	-	-	-	-	-	-	-	-	-	-	-	-	-
Los Angeles	0-1	0	13.50	1	0.2	0	1	0-1	0	13.50	1	0.2	0	1
Milwaukee	-	-	-	-	-	-	-	-	-	-	-	-	-	-
Montreal	-	-	-	-	-	-	-	-	-	-	-	-	-	-
New York	-	-	-	-	-	-	-	-	-	-	-	-	-	-
Philadelphia	-	-	-	-	-	-	-	-	-	-	-	-	-	-
Pittsburgh	-	-	-	-	-	-	-	-	-	-	-	-	-	-
St. Louis	0-0	0	0.00	1	1.0	0	0	0-0	0	0.00	1	1.0	0	0
San Diego	-	-	-	-	-	-	-	-	-	-	-	-	-	-
San Francisco	0-0	0	4.50	1	4.0	3	2	0-0	0	4.50	1	4.0	3	2
Monthly	W-L	S	ERA	G	IP	H	ER	W-L	S	ERA	G	IP	H	ER
March/April	1-1	1	3.65	9	12.1	7	5	1-1	1	3.65	9	12.1	7	5
May	2-2	1	3.52	11	15.1	17	6	2-2	1	3.52	11	15.1	17	6
June	0-1	0	3.68	8	14.2	10	6	0-1	0	3.68	8	14.2	10	6
July	0-0	0	6.52	8	9.2	16	7	0-0	0	6.52	8	9.2	16	7
August	3-0	0	2.14	9	21.0	15	5	3-0	0	2.14	9	21.0	15	5
September/October	0-1	0	17.18	5	7.1	17	14	0-1	0	17.18	5	7.1	17	14
Situational Pitching	W-L	S	ERA	G	IP	H	ER	W-L	S	ERA	G	IP	H	ER
Home	4-0	0	5.12	25	38.2	43	22	4-0	0	5.12	25	38.2	43	22
Road	2-5	2	4.54	25	41.2	39	21	2-5	2	4.54	25	41.2	39	21
Before ASG	3-4	2	4.08	32	46.1	41	21	3-4	2	4.08	32	46.1	41	21
After ASG	3-1	0	5.82	18	34.0	41	22	3-1	0	5.82	18	34.0	41	22
Starter	0-0	-	4.32	2	8.1	7	4	0-0	-	4.32	2	8.1	7	4
Reliever	6-5	2	4.88	48	72.0	75	39	6-5	2	4.88	48	72.0	75	39



JAIME CERDA

LEFT-HANDED PITCHER



61

Height, Weight:
6-0, 190

Bats/Throws:
Left/Left

Resides:
Selma, Calif.

Birthdate (Age):
Oct. 26, 1978 (25)

Birthplace:
Fresno, Calif.

Acquired:
Acquired from the New York Mets in exchange for RHP Shawn Sedlacek, Jan. 26, 2004

Contract Status:
Signed through 2004

Major League Service:
1 year, 38 days

2003

- ▶ Went 5-1 with a 5.85 ERA in 27 relief outings for the Mets...recalled from Norfolk (AAA) of the International League for a 5th time on Sept. 2.
- ▶ Began the season with the Mets before he was optioned to Norfolk on April 30...was recalled on May 12 and optioned back to the Tides on May 28...recalled a 3rd time on June 29 and was optioned on July 12...was also with Mets from July 28-Aug. 23.
- ▶ Tossed 8.2 innings in the month of July with the Mets, allowing only 1 run (1.04 ERA)...won his 1st Major League game on July 6 at Cincinnati with a scoreless inning in a 7-5 triumph.
- ▶ Tossed a career-high 2.2 innings on May 24 at Atlanta.
- ▶ Threw 2.0 scoreless innings retiring all 6 batters faced with 3 strikeouts on April 3 vs. Chicago.
- ▶ In 22 games with Norfolk, went 3-0 with a 1.67 ERA...in 32.1 innings, allowed 29 hits, 7 runs, 6 earned, with 10 walks and 35 strikeouts...did not permit a run in 17 of his 22 appearances with the Tides.

2002

- ▶ Was recalled from Norfolk (AAA) of the International League on June 27...made his Major League debut on June 28 at Yankee Stadium...worked 1.2 scoreless innings...entered the game with the bases loaded and 1 out and allowed only 1 run to score...struck out the side the next inning (8th).

Minor League Notes

- ▶ Began the 2001 season with Binghamton (AA) of the Eastern League...went 0-0 with an 0.43 ERA and 1 save in 12 outings with Norfolk.
- ▶ Played for St. Lucie (A) of the Florida State League, Binghamton (AA) of the Eastern League and Norfolk (AAA) of the International League in 2001.
- ▶ Made his professional debut in 2000 with Pittsfield (A) of the New York-Penn League.
- ▶ Missed the 1999 season after having reconstructive surgery of his left medial collateral ligament.

Miscellaneous Notes

- ▶ **Jaime M. Cerda** graduated from Selma (Calif.) High School in 1996...played baseball, soccer, basketball and football...was named Sophomore of the Year for the baseball team and earned first-team all-outfield honors his junior and senior years.
- ▶ Attended Fresno Community College in California...was selected the Central Valley Conference Pitcher of the Year in 1998 and 1999.

Cerda's Career Bests		
Season:		
Wins	1	2003
IP	32.1	2003
SO	21	2003
Game:		
IP	2.2 – at Atl, 5/24/03	
SO	3 – 3 times	
	Last: vs. STL, 8/2/03	



Cerda's Career Statistics

Year	Club	W-L	ERA	G	GS	CG	SHO	SV	IP	H	R	ER	HR	HB	BB	SO	WP	BK
1999																		
2000	Pittsfield	4-1	0.57	20	1	0	0	5	47.0	33	6	3	0	0	6	51	2	0
2001	St. Lucie	2-1	0.97	28	0	0	0	6	55.2	40	8	6	3	1	12	56	0	0
	Binghamton	1-0	3.10	12	0	0	0	3	20.1	17	7	7	1	1	6	22	2	0
	Norfolk	0-0	3.86	3	0	0	0	0	4.2	2	2	2	0	0	2	4	1	0
2002	Binghamton	5-1	2.27	14	0	0	0	0	31.2	21	8	8	0	0	10	33	2	0
	Norfolk	0-0	0.43	12	0	0	0	1	21.0	10	2	1	0	0	7	17	0	0
	METS	0-0	2.45	32	0	0	0	0	25.2	22	7	7	0	1	14	21	0	1
2003	Norfolk	3-0	1.67	22	0	0	0	0	32.1	29	7	6	3	1	10	35	0	0
	METS	1-1	5.85	27	0	0	0	0	32.1	32	21	21	4	1	20	19	3	1
	Minor League Totals	15-3	1.40	111	1	0	0	15	212.2	152	40	33	7	3	53	218	7	0
	Major League Totals	1-1	4.34	59	0	0	0	0	58.0	54	28	28	4	1	34	40	3	2

Cerda's Career Fielding

POSITION	PCT.	G	PO	A	E	TC	DP
Pitcher	.889	59	1	7	1	9	0

Cerda's M.L. Batting Totals

	AVG.	AB	H	HR	RBI
M.L. Totals	.000	5	0	0	0

Cerda's 2003 and Career Breakdown

vs. American League	2003							CAREER						
	W-L	S	ERA	G	IP	H	ER	W-L	S	ERA	G	IP	H	ER
vs. New York	-	-	-	-	-	-	-	0-0	0	0.00	3	3.0	0	0
vs. National League	W-L	S	ERA	G	IP	H	ER	W-L	S	ERA	G	IP	H	ER
Arizona	0-0	0	10.80	1	1.2	3	2	0-0	0	8.31	4	4.1	8	4
Atlanta	0-0	0	7.94	3	5.2	8	5	0-0	0	5.19	5	8.2	9	5
Chicago	0-0	0	0.00	1	2.0	0	0	0-0	0	0.00	2	2.2	1	0
Cincinnati	1-0	0	0.00	1	1.0	0	0	1-0	0	0.00	4	2.1	3	0
Colorado	0-1	0	27.00	1	0.1	2	1	0-1	0	40.50	2	0.2	4	3
Florida	0-0	0	6.75	3	2.2	2	2	0-0	0	3.38	7	5.1	5	2
Houston	0-0	0	10.80	2	1.2	3	2	0-0	0	4.91	3	3.2	3	2
Los Angeles	-	-	-	-	-	-	-	0-0	0	18.00	1	1.0	2	2
Milwaukee	0-0	0	0.00	1	1.1	0	0	0-0	0	0.00	2	1.2	2	0
Montreal	0-0	0	3.18	4	5.2	3	2	0-0	0	2.57	7	7.0	4	2
New York	-	-	-	-	-	-	-	-	-	-	-	-	-	-
Philadelphia	0-0	0	0.00	3	4.1	4	0	0-0	0	1.00	9	9.0	6	1
Pittsburgh	0-0	0	0.00	3	2.1	2	0	0-0	0	0.00	3	2.1	2	0
St. Louis	0-0	0	23.14	3	2.1	3	6	0-0	0	18.00	4	3.0	3	6
San Diego	-	-	-	-	-	-	-	0-0	0	0.00	1	1.1	0	0
San Francisco	0-0	0	6.75	1	1.1	2	1	0-0	0	4.50	2	2.0	2	1
Monthly	W-L	S	ERA	G	IP	H	ER	W-L	S	ERA	G	IP	H	ER
March/April	0-0	0	9.31	9	9.2	10	10	0-0	0	9.31	9	9.2	10	10
May	0-1	0	8.53	4	6.1	10	6	0-1	0	8.53	4	6.1	10	6
June	-	-	-	-	-	-	-	0-0	0	0.00	3	3.0	0	0
July	1-0	0	1.04	6	8.2	5	1	1-0	0	1.04	18	17.1	12	2
August	0-0	0	5.79	4	4.2	4	3	0-0	0	6.39	15	12.2	16	9
September/October	0-0	0	3.00	4	3.0	3	1	0-0	0	1.00	10	9.0	6	1
Situational Pitching	W-L	S	ERA	G	IP	H	ER	W-L	S	ERA	G	IP	H	ER
Home	0-0	0	2.65	13	17.0	11	5	0-0	0	2.64	27	30.2	23	9
Road	1-1	0	9.39	14	15.1	21	16	1-1	0	6.26	32	27.1	31	19
Before ASG	1-1	0	6.56	18	23.1	25	17	1-1	0	5.59	25	29.0	27	18
After ASG	0-0	0	4.00	9	9.0	7	4	0-0	0	3.10	34	29.0	27	10
Starter	-	-	-	-	-	-	-	-	-	-	-	-	-	-
Reliever	1-1	0	5.85	27	32.1	32	21	1-1	0	4.34	59	58.0	54	28

Cerda's Career by Ballpark

Ballpark	W-L	S	ERA	G	IP	ER	Ballpark	W-L	S	ERA	G	IP	ER
Yankee Stadium	0-0	0	0.00	3	3.0	0	Miller Park	0-0	0	0.00	1	0.1	0
Bank One Ballpark	0-0	0	10.80	1	1.2	2	Olympic Stadium	0-0	0	0.00	4	2.1	0
Turner Field	0-0	0	9.82	2	3.2	4	Shea Stadium	0-0	0	2.64	27	30.2	9
Cinergy Field	0-0	0	0.00	1	0.1	0	Veterans Stadium	0-0	0	4.50	3	2.0	1
Great Am. Ball Park	1-0	0	0.00	1	1.0	0	PNC Park	0-0	0	0.00	2	1.2	0
Coors Field	0-1	0	40.50	2	0.2	3	Busch Stadium	0-0	0	45.00	2	1.0	5
Pro Player Stadium	0-0	0	4.15	6	4.1	2	Pacific Bell Park	0-0	0	4.50	2	2.0	1
Minute Maid Park	0-0	0	0.00	1	1.0	0	Hiram Bithorn Stad.	0-0	0	3.86	1	2.1	1



SHANE COSTA

OUTFIELDER

(NON-ROSTER)



73

2003

Height, Weight:
6-0, 200

Bats/Throws:
Left/Right

Resides:
Visalia, Calif.

Birthdate (Age):
Dec. 12, 1981 (22)

Birthplace:
Visalia, Calif.

Acquired:
Selected in the 2nd round of
the 2003 June Free Agent
Draft

Contract Status:
Signed through 2004

M.L. Service:
0 days (Rookie)

- ▶ Made his professional debut, playing in 23 games for Arizona (Rookie Advanced)...hit .386, going 34-for-88 with 6 doubles, 4 triples and 1 home run, while driving in 24 runs.
- ▶ Finished the season by playing 3 games at Wilmington (A), where he went 1-for-7.
- ▶ Finished his collegiate career at Cal State Fullerton, earning Big West Conference Player of the Year honors after hitting .374 (101-270) in 66 games with 28 doubles and 59 RBI.
- ▶ Earned All-America Honors from *Collegiate Baseball* (2nd team), National Collegiate Baseball Writers Association (3rd team), Sports Weekly (2nd team) and College Baseball Insider.com (1st team).
- ▶ Was tabbed as the Royals 3rd-best prospect by *Baseball America*.

Miscellaneous Notes

- ▶ Full name is **Shane Jeremy Costa**...was drafted in the 2nd round of the 2003 June Free Agent Draft...signed by Gary Johnson.
- ▶ Finished his career at Cal State Fullerton among the career leaders in hits doubles (63, t2nd), triples (11, t2nd), batting average (.372, 5th) and hits (235, 9th).
- ▶ Was hit by pitch 57 times during his career to rank among the top 10 in NCAA history...posted a .392 career mark in 22 NCAA Tournament games.

Year	Club	AVG	G	AB	R	H	2B	3B	HR	RBI	SH	SF	HP	BB	SO	SB	CS	E
2003	Arizona (Rookie Adv.)	.386	23	88	22	34	6	4	1	24	0	1	4	6	7	4	3	4
	Wilmington	.143	3	7	1	1	1	0	0	0	0	0	1	2	1	0	0	0
	Minor League Totals	.368	26	95	23	35	7	4	1	24	0	1	5	8	8	4	3	4

2003 Selected by the Kansas City Royals in the 2nd round of the June Free Agent Draft...signed by Gary Johnson.



GOOKIE DAWKINS

INFIELDER
(NON-ROSTER)



1

Height, Weight:
6-1, 180

Bats/Throws:
Right/Right

Resides:
Chappells, S.C.

Birthdate (Age):
May 12, 1979 (24)

Birthplace:
Newberry, S.C.

Acquired:
Obtained from the Los Angeles Dodgers in exchange for LHP Scott Mullen and SS Victor Rodriguez, July 6, 2003

Contract Status:
Signed through 2004

M.L. Service:
146 days

2003

- ▶ Obtained by KC from the Los Angeles Dodgers in exchange for LHP Scott Mullen and SS Victor Rodriguez on July 6.
- ▶ Started the season with Las Vegas (Dodgers AAA) where he hit .165 in 32 games before batting .265 in 35 games for Jacksonville (Dodgers AA).
- ▶ Contract was purchased from Omaha (AAA) on July 18...was batting .174 (4-for-23) with 4 runs, 1 home run and 2 RBI in 7 games (6 at SS, 1 at 3B) for the Triple A club at the time of his promotion.
- ▶ Appeared in 3 games for KC, going 0-for-2...made 1 start at 2nd base...was designated for assignment on July 29.
- ▶ Rejoined Omaha where he finished the season...batted .259 with 2 home runs and 18 RBI in 33 games.

2002

- ▶ Spent most of the season in the minor leagues, where at Class AAA Louisville and Class AA Chattanooga he combined to hit .261 in 87 games with 1 HR, 20 RBI and 7 stolen bases.
- ▶ Appeared in 31 games in 2 stints with the Reds, including 22 games from April 1 to May 23 and 9 games from Sept. 10 through the end of season.
- ▶ Made the club's Opening Day roster after Juan Castro went on the disabled list on March 29.
- ▶ Was optioned to Chattanooga on May 23, when Ken Griffey Jr. was reinstated from the D.L., and spent the rest of the minor league season with the Lookouts and Bats.
- ▶ Was recalled on Sept. 10, when Brandon Larson and Sean Casey went on the D.L.
- ▶ Compiled a season-high 10-game hitting at Chattanooga from June 6-17 (.286, 3 RBI)...hit safely in 13 of his last 15 games for the Lookouts prior to his July 12 promotion to Louisville.

2001

- ▶ Spent the entire season at Class AA Chattanooga...was on the D.L. from April 29 to May 9 with a sprained right knee.
- ▶ Finished the year with a season-high 7-game hitting streak (10-28, .357).
- ▶ Following the season played for the Grand Canyon Rafters of the Arizona Fall League, where he hit .331 (34 games, 2 HR, 13 RBI, 10 SB) and ranked among the AFL leaders in stolen bases (2nd), hits (45, 2nd) and hitting (8th).

Dawkins' Career Bests

Season:		
Avg	.220	2000
Hits	9	2000
HR	0	-----
RBI	3	2000
SB	2	2002
Hit Streak	2	2002

Game Highs:

Hits	2 - 4 times
	Last: vs. Fla, 5/23/02
RBI	1 - 3 times
	Last: at Phi, 5/2/00
SB	2 - at Pit, 4/10/02



2000

- ▶ Hit .220 in 14 games and 12 starts for the Reds, all at shortstop...made all 14 appearances from April 22 to May 13, while Barry Larkin was on the 15-day D.L. with a finger injury.
- ▶ Spent most of the season at Class AA Chattanooga...began the season at Chattanooga and hit .283 in 13 games there before he was recalled on April 22.
- ▶ Returned to Chattanooga on May 16, when Larkin came off the D.L...in his 2nd stint for the Lookouts hit .222 in 72 games before leaving the club in August to practice with Team USA in preparation for the Olympics.
- ▶ Appeared in 7 games, including 2 starts, as Team USA won a gold medal (0-6, 2 runs, 1 BB, 1 HBP, 3 SO, 1 SB)...made his 1st 12 appearances of the season for Cincinnati at shortstop.
- ▶ Recorded his 1st hit of the season on April 23 vs. L.A., an infield single off Orel Hershiser...notched an RBI-double off Turk Wendell on April 25 at Shea Stadium, his 1st career double and 1st career RBI.
- ▶ Underwent arthroscopic surgery on his right knee (Dr. Timothy Kremchek) on Oct. 10.

1999

- ▶ Combined to hit .300 with 10 homers, 45 RBI, 53 stolen bases and 80 runs scored in 108 games at Class AA Chattanooga and Class A Rockford...led the organization in steals...ranked 10th in hitting among all full-season minor league shortstops.
- ▶ In his Major League debut went 1-for-7 in 7 games for the Reds...did not make a start...was recalled on Sept. 1 and made his Major League debut on Sept. 3 at Philadelphia as a defensive replacement for the injured Barry Larkin.
- ▶ When he debuted on Sept. 3 at 20 years, 113 days became the youngest Reds player to make his ML debut since pitcher Rosario Rodriguez debuted in 1989 at 20 years, 55 days and the youngest position player since Johnny Bench debuted in 1967 at 19 years, 8 months, 21 days.
- ▶ Recorded his 1st Major League hit on Sept. 4 at Philadelphia, an infield single off Chad Ogea, and scored his first run.
- ▶ Joined USA Baseball for the Pan Am Games on July 12...as the starting shortstop hit .273 (1 HR, 2 RBI, 2 SB) to help Team USA win the Silver Medal.
- ▶ Returned to Chattanooga on Aug. 6 and hit safely in 24 of his next 26 games (.390, 21 runs) before he was promoted to Cincinnati.
- ▶ Was named Southern League Hitter of the Week June 8-12 (.448, 2 HR, 5 RBI, 3 SB)...recorded a rare triple steal, including home, on Aug. 29 at Huntsville in the 9th inning.

Minor League Notes

- ▶ Following the 2001 season was named the organization's fastest baserunner and 8th-best prospect by *Baseball America*...was named to the 2001 Arizona Fall League All-Prospect Team as selected by managers and coaches.
- ▶ Was named Arizona Fall League Player of the Week for Oct. 15-20, 2001.
- ▶ Was a member of Team USA that won the Gold Medal in the 2000 Summer Olympics in Sydney, Australia...as the starting shortstop helped Team USA win the Silver Medal in the 1999 Pan-American Games.
- ▶ Was a Midwest League All-Star in 1999, was named to the Howe Sportsdata All-Prospect Team and earned honorable mention recognition on both USA Today Baseball Weekly's Minor League All-Star team and Howe's All-Teen Team.
- ▶ Was voted the Midwest League's best baserunner, fastest baserunner and best defensive shortstop following the 1999 season.
- ▶ Led all Reds minor league players with 37 stolen bases in 1998...following the season was rated by *Baseball America* as the organization's 7th-best prospect.
- ▶ Was a Pioneer League All-Star in 1997...was tied for 3rd in the Pioneer League with 70 games....following the season was rated by *Baseball America* as the league's 2nd-best prospect and the Reds' 6th-best prospect.

Miscellaneous Notes

- ▶ **Travis Sentell Dawkins** graduated from Newberry (SC) High School in 1997, the same high school attended by his cousin, Reds OF Reggie Taylor.



Dawkins' Career Statistics

Year	Club	AVG	G	AB	R	H	2B	3B	HR	RBI	SH	SF	HP	BB	SO	SB	CS	E
1997	Billings	.241	70	253	47	61	5	0	4	37	3	6	0	30	38	16	6	34
1998	Burlington	.264	102	367	52	97	7	6	1	30	2	2	1	37	60	37	10	36
1999	Rockford	.272	76	305	56	83	10	6	8	32	1	1	0	35	38	38	13	17
	Chattanooga	.364	32	129	24	47	7	0	2	13	2	0	0	14	17	15	5	3
	CINCINNATI	.143	7	7	1	1	0	0	0	0	0	0	0	1	0	0	0	0
2000	Chattanooga	.231	95	368	54	85	20	6	6	31	2	2	3	40	71	22	10	19
	CINCINNATI	.220	14	41	5	9	2	0	0	3	1	0	0	2	7	0	0	2
2001	Chattanooga	.226	104	394	59	89	16	3	8	40	4	3	2	32	88	14	4	16
2002	CINCINNATI	.125	31	48	2	6	2	0	0	0	1	0	0	6	21	2	1	4
	Chattanooga	.271	40	155	21	42	10	1	1	12	2	0	0	25	28	5	5	6
	Louisville	.251	47	167	14	42	5	2	0	8	0	2	1	12	34	2	3	4
2003	Las Vegas	.165	32	115	5	19	5	1	0	12	2	1	0	9	26	3	1	10
	Jacksonville	.265	35	113	12	30	6	0	4	20	7	1	2	10	12	3	2	7
	Omaha	.259	33	112	18	29	6	0	2	18	2	2	1	7	24	2	3	2
	KANSAS CITY	.000	3	2	0	0	0	0	0	0	0	0	0	1	2	0	0	0
Minor League Totals		.252	666	2478	362	624	97	25	36	253	27	20	10	251	436	157	62	155
N.L. Totals		.167	52	96	8	16	4	0	0	3	2	0	1	8	32	2	1	6
A.L. Totals		.000	3	2	0	0	0	0	0	0	0	0	0	1	2	0	0	0
Major League Totals		.163	55	98	8	16	4	0	0	3	2	0	1	9	34	2	1	6

1997 Selected by the Cincinnati Reds in the 2nd round of the June Free Agent Draft...signed June 8.

2003 Claimed off waivers by the Los Angeles Dodgers from the Reds, March 17.

Obtained by the Kansas City Royals from the Los Angeles Dodgers in exchange for LHP Scott Mullen and SS Victor Rodriguez, July 6.

Dawkins' Career Fielding

POSITION	PCT.	G	PO	A	E	TC	DP
2nd Base	.875	6	3	4	1	8	0
Shortstop	.957	42	41	71	5	117	20

Dawkins' 2003 and Career Breakdown

vs. American League	2003					CAREER				
	AVG.	AB	H	HR	RBI	AVG.	AB	H	HR	RBI
vs. Minnesota	.000	0	0	0	0	.000	0	0	0	0
Oakland	.000	2	0	0	0	.000	2	0	0	0
Seattle	.000	0	0	0	0	.000	0	0	0	0
vs. National League	AVG.	AB	H	HR	RBI	AVG.	AB	H	HR	RBI
vs. Chicago	-	-	-	-	-	.077	13	1	0	0
Florida	-	-	-	-	-	.286	7	2	0	0
Houston	-	-	-	-	-	.000	1	0	0	0
Los Angeles	-	-	-	-	-	.143	7	1	0	0
Milwaukee	-	-	-	-	-	.000	2	0	0	0
Montreal	-	-	-	-	-	.000	7	0	0	0
New York	-	-	-	-	-	.214	14	3	0	2
Philadelphia	-	-	-	-	-	.211	19	4	0	1
Pittsburgh	-	-	-	-	-	.231	13	3	0	0
St. Louis	-	-	-	-	-	.286	7	2	0	0
San Diego	-	-	-	-	-	.000	2	0	0	0
San Francisco	-	-	-	-	-	.000	4	0	0	0
Monthly	AVG.	AB	H	HR	RBI	AVG.	AB	H	HR	RBI
March/April	-	-	-	-	-	.171	41	7	0	2
May	-	-	-	-	-	.214	28	6	0	1
July	.000	2	0	0	0	.000	2	0	0	0
September/October	-	-	-	-	-	.111	27	3	0	0
Situational Hitting	AVG.	AB	H	HR	RBI	AVG.	AB	H	HR	RBI
Home	.000	2	0	0	0	.184	38	7	0	0
Road	.000	0	0	0	0	.150	60	9	0	3
Day	.000	2	0	0	0	.190	58	11	0	1
Night	.000	0	0	0	0	.125	40	5	0	2
Natural Grass	.000	2	0	0	0	.161	56	9	0	2
Artificial Turf	.000	0	0	0	0	.167	42	7	0	1
Before ASG	-	-	-	-	-	.188	69	13	0	3
After ASG	.000	2	0	0	0	.103	29	3	0	0
vs. LHP	-	-	-	-	-	.160	25	4	0	1
vs. RHP	.000	2	0	0	0	.164	73	12	0	2
with RISP	-	-	-	-	-	.194	31	6	0	3
Bases Loaded	-	-	-	-	-	.000	1	0	0	0
Pinch Hitter	-	-	-	-	-	.000	7	0	0	0
Desig. Hitter	-	-	-	-	-	-	-	-	-	-

Dawkins' Career by Ballpark

Ballpark	AVG	AB	H	HR	RBI	Ballpark	AVG	AB	H	HR	RBI
Kauffman Stadium	.000	2	0	0	0	Shea Stadium	.214	14	3	0	2
Metrodome	-	-	-	-	-	Veterans Stadium	.188	16	3	0	1
Wrigley Field	.000	8	0	0	0	Three Rivers Stadium	.250	4	1	0	0
Cinergy Field	.194	36	7	0	0	PNC Park	.333	6	2	0	0
Minute Maid Park	-	-	-	-	-	Busch Stadium	.000	1	0	0	0
Miller Park	-	-	-	-	-	Qualcomm Stadium	.000	1	0	0	0
Olympic Stadium	.000	7	0	0	0	Pacific Bell Park	.000	3	0	0	0



JOE DAWLEY

RIGHT-HANDED PITCHER



Height, Weight:
6-4, 205

Bats/Throws:
Right/Right

Resides:
Moreno Valley, Calif.

Birthdate (Age):
Sept. 19, 1971 (32)

Birthplace:
Riverside, Calif.

Acquired:
Signed as a Major League
Free Agent, Oct. 29, 2003

Contract Status:
Signed through 2004

M.L. Service:
8 days (Rookie)

2003

- ▶ Made Atlanta's Opening Day roster, where he pitched in 5 games, allowing 14 earned runs in 7.0 innings.
- ▶ Spent nearly the entire season with Richmond (AAA), posting a 3-5 record with a 3.34 ERA in 46 games, including 4 starts...he recorded a team-high 23 saves in 56.2 innings of work

2002

- ▶ Ranked 2nd in the International League in strikeouts during 2002 with 136 and was 3rd with a 2.63 ERA...named International League pitcher of the week for May 20-26 and May 27-June 2.
- ▶ Had contract purchased by Atlanta in September...made his Major League debut vs. the Mets at New York on Sept. 29 (0.1 IP, 1 K).

Minor League Notes

- ▶ Owns a 37-37 record and a 3.56 ERA in 321 Minor League games.
- ▶ Was named Greenville's 2001 Pitcher of the Year by the Atlanta Braves' player development department.
- ▶ Missed the entire 2000 season after having Tommy John surgery.
- ▶ Led Greenville in strikeouts (130) and ERA (3.04) during the 2001 season, while ranking 2nd in innings pitched (127.1)...led Southern League starters by limiting opponents to a .207 average.
- ▶ Began the 1999 season in Greenville where he finished 2nd on club and set career-high in strikeouts...set a career-high in wins (3rd on club) and finished 5th on team in opponent average (.224).
- ▶ Represented Greenville in the 1999 Southern League All-Star Game.
- ▶ Spent the 1998 season with Chico of the independent Western League...paced the club with 26 saves...was tied for the team lead with 45 appearances...led the league in saves and relief points (74), while ranking 4th in league in appearances.
- ▶ Appeared in 41 games in his 1st season with Chico in 1997...led the club with 14 saves and ranked 2nd in the league in saves and 4th in relief points (36).
- ▶ Opened the 1995 season with Frederick of the Carolina League...was released by Orioles on July 9 and signed with Palm Springs where he went 1-0.
- ▶ Held Appalachian League opponents to a career-low .222 average in 1994.
- ▶ Began professional career in 1993 with Bluefield of the Appalachian League.

Miscellaneous Notes

- ▶ Full name is **Joseph Thomas Dawley**...is a 1990 graduate of Canyon Springs (Calif.) High School, where he played baseball and basketball...was named All-Conference MVP in both sports in 1990.
- ▶ Attended Riverside City (Calif.) Community College, where he was All-Conference in 1991...hobbies include golf and video games.

Dawley's Career Statistics

Year	Club	W-L	ERA	G	GS	CG	SHO	SV	IP	H	R	ER	HR	HB	BB	SO	WP	BK
1993	Bluefield	3-1	3.52	20	0	0	0	3	30.2	34	20	12	1	1	14	30	3	1
1994	Bluefield	1-2	5.70	11	2	0	0	2	23.2	20	18	15	2	1	18	18	4	0
	Albany	0-0	6.14	5	0	0	0	0	7.1	7	6	5	0	1	7	4	1	0
1995	Frederick	1-2	6.34	24	0	0	0	1	32.2	41	28	23	4	3	22	29	5	1
	Palm Springs	1-0	3.86	15	0	0	0	0	28.0	28	14	12	2	2	9	20	1	1
1996	Palm Springs	2-1	1.60	27	0	0	0	4	33.2	26	14	6	3	1	18	29	2	1
1997	Chico	1-4	4.35	41	0	0	0	14	41.1	42	24	20	2	2	18	51	2	1
1998	Chico	2-4	3.35	45	0	0	0	*26	43.0	43	22	16	2	0	27	36	5	0
1999	Richmond	0-3	5.18	7	7	1	0	0	40.0	43	26	23	5	0	12	31	4	0
	Greenville	5-3	4.03	26	11	0	0	0	91.2	76	54	41	5	3	37	89	3	2
2000									(Injured- Did Not Play)									
2001	Myrtle Beach	1-0	1.80	5	0	0	0	0	10.0	4	2	2	0	0	0	16	0	0
	Richmond	1-0	2.91	3	0	0	0	0	6.1	3	2	2	1	0	1	5	1	0
	Greenville	7-5	3.04	22	21	1	0	0	127.1	95	50	43	15	4	46	130	3	1
2002	Richmond	9-7	2.63	24	23	1	1	0	140.1	113	44	41	10	5	36	136	3	1
	ATLANTA	0-0	0.00	1	0	0	0	0	0.1	0	0	0	0	0	0	1	0	0
2003	ATLANTA	0-0	18.00	5	0	0	0	0	7.0	15	14	14	3	1	3	8	1	0
	Richmond	3-5	3.34	46	4	0	0	23	56.2	47	25	21	4	0	23	73	5	0
Minor League Totals		37-37	3.56	321	68	3	1	168	712.2	622	349	282	56	23	288	697	42	9
Major League Totals		0-0	17.18	6	0	0	0	0	7.1	15	14	14	3	1	3	9	1	0

* Led League

1993 Selected by the Baltimore Orioles in the 28th round of the 1992 June free agent draft...signed May 24.

1995 Released by the Baltimore Orioles on July 9.

Signed by Palm Springs of the Independent Western League in July.

1997 Signed by Chico of the Independent Western League in May.

1998 Signed by the Atlanta Braves as a free agent on Sept. 19.

2003 Signed by the Kansas City Royals as a Major League Free Agent, Oct. 29.

Dawley's Career Fielding

POSITION	PCT.	G	PO	A	E	TC	DP
Pitcher	---	6	0	0	0	0	0

Dawley's 2003 and Career Breakdown

vs. National League	2003								CAREER							
	W-L	S	ERA	G	IP	H	ER	W-L	S	ERA	G	IP	H	ER		
vs. Florida	0-0	0	22.50	1	2.0	7	5	0-0	0	22.50	1	2.0	7	5		
Montreal	0-0	0	0.00	1	1.0	0	0	0-0	0	0.00	1	1.0	0	0		
New York	-	-	-	-	-	-	-	0-0	0	0.00	1	0.1	0	0		
Philadelphia	0-0	0	27.00	1	2.0	5	6	0-0	0	27.00	1	2.0	5	6		
San Diego	0-0	0	0.00	1	1.0	1	0	0-0	0	0.00	1	1.0	1	0		
San Francisco	0-0	0	27.00	1	1.0	2	3	0-0	0	27.00	1	1.0	2	3		
Monthly	W-L	S	ERA	G	IP	H	ER	W-L	S	ERA	G	IP	H	ER		
March/April	0-0	0	19.80	3	5.0	12	11	0-0	0	19.80	3	5.0	12	11		
May	0-0	0	13.50	2	2.0	3	3	0-0	0	13.50	2	2.0	3	3		
September/October	-	-	-	-	-	-	-	0-0	0	0.00	1	0.1	0	0		
Situational Pitching	W-L	S	ERA	G	IP	H	ER	W-L	S	ERA	G	IP	H	ER		
Home	0-0	0	18.00	3	4.0	9	8	0-0	0	18.00	3	4.0	9	8		
Road	0-0	0	18.00	2	3.0	6	6	0-0	0	16.20	3	3.1	6	6		
Before ASG	0-0	0	18.00	5	7.0	15	14	0-0	0	18.00	5	7.0	15	14		
After ASG	-	-	-	-	-	-	-	0-0	0	0.00	1	0.1	0	0		
Starter	-	-	-	-	-	-	-	-	-	-	-	-	-	-		
Reliever	0-0	0	18.00	5	7.0	15	14	0-0	0	17.18	6	7.1	15	14		

Dawley's Career by Ballpark

Ballpark	W-L	S	ERA	G	IP	ER	Ballpark	W-L	S	ERA	G	IP	ER
Turner Field	0-0	0	18.00	3	4.0	8	Veterans Stadium	0-0	0	27.00	1	2.0	6
Shea Stadium	0-0	0	0.00	1	0.1	0	Qualcomm Stadium	0-0	0	0.00	1	1.0	0



DAVID DEJESUS

OUTFIELDER



2003

Height, Weight:
6-0, 175

Bats/Throws:
Left/Left

Resides:
Manalapan, N.J.

Birthdate (Age):
Dec. 20, 1979 (24)

Birthplace:
Brooklyn, N.Y.

Acquired:
Selected in the 4th round of
the 2000 June Free Agent
Draft

Contract Status:
Signed through 2004

M.L. Service:
28 days (Rookie)

- ▶ Finished 2nd among all Royals Minor Leaguers with a career-high .308 combined average with Omaha and Wichita in 2003.
- ▶ Began the 2003 season with Wichita and batted .338 (24-for-71) with 4 doubles and 2 home runs in 17 games.
- ▶ Promoted to Omaha, where he hit a team-best .298 (64-for-215) with 16 doubles, 3 triples and 5 home runs in 59 games.
- ▶ Contract was purchased from Omaha on Sept. 2...appeared in 12 games for Kansas City in September, batting .286 (2-for-7) in limited action.
- ▶ Made his big league debut as a defensive replacement (8th inning) in center field at Texas on Sept. 2.
- ▶ Collected his 1st Major League hit with a triple off of Bartolo Colon in the 6th inning of Kansas City's 19-3 loss to Chicago on Sept. 27.
- ▶ Played for Peoria in the Arizona Fall League where he hit .289 (26-90) in 23 games with 20 runs, 4 doubles, 3 triples, 6 home runs and 14 RBI.
- ▶ Was named the Royals 4th-best prospect by *Baseball America* following the season...was also tabbed as the organization's best defensive outfielder.

Minor League Notes

- ▶ Was named 2002 Royals Minor League Player of the Year.
- ▶ Played for both Wilmington and Wichita in 2002 and combined for a .288 average with 76 runs scored and 56 RBI.
- ▶ Was selected to the Carolina League All-Star team...played for Scottsdale in the Arizona Fall League following the 2002 season.
- ▶ Spent the entire 2001 season on the Disabled List.

Miscellaneous Notes

- ▶ Full name is **David Christopher DeJesus**...graduated from Manalapan (N.J.) High in 1997...was selected in the 4th round of the 2000 June Free Agent Draft...signed by Keith Hughes.
- ▶ Attended Rutgers University...did not play in 2000 after signing in August due to an elbow injury suffered while playing at Rutgers.

Year	CLUB	AVG	G	AB	R	H	2B	3B	HR	RBI	SH	SF	HP	BB	SO	SB	CS	E
2001																		
(Injured - Did Not Play)																		
2002	Wilmington	.296	87	334	69	99	22	6	4	41	10	5	13	48	42	15	6	1
	Wichita	.253	25	79	7	20	5	2	2	15	1	3	5	8	10	3	1	1
2003	Wichita	.338	17	14	24	4	0	2	10	0	1	2	9	8	1	3	1	
	Omaha	.298	59	215	49	64	16	3	5	23	5	2	9	34	30	8	4	0
	KANSAS CITY	.286	12	7	0	2	0	1	0	0	1	0	1	1	2	0	0	0
	Minor League Totals	.296	188	699	139	207	47	11	13	89	16	11	29	99	90	27	14	3
	Major League Totals	.286	12	7	0	2	0	1	0	0	1	0	1	1	2	0	0	0

2000 Selected by the Kansas City Royals in the 4th round of the June Free Agent Draft...signed by Keith Hughes.

NATE FIELD

RIGHT-HANDED PITCHER



57



ROYALS HISTORY RECORDS BIRTHDAYS MEDIA

Height, Weight:
6-2, 200

Bats/Throws:
Right/Right

Resides:
Wichita, Kan.

Birthdate (Age):
Dec. 11, 1975 (28)

Birthplace:
Denver, Colo.

Acquired:
Signed as a minor league free agent, Jan. 6, 2003

Contract Status:
Signed through 2004

M.L. Service:
92 days

2003

- ▶ Had his contract purchased from Omaha (AAA) on June 10...began the season with AA Wichita and was 1-0 with a 3.60 ERA and 3 saves in games with the Wranglers...was 2-2 with a 3.18 ERA and 4 saves in 19 outings for Omaha.
- ▶ Was optioned to Omaha on June 15 without throwing an inning for the Royals.
- ▶ Recalled from Omaha on June 30 between games 1 and 2 of a doubleheader with Cleveland.
- ▶ Finished with a 1-1 record and a 4.15 ERA in 19 games for Kansas City, allowing 10 ER in 21.2 innings of work.
- ▶ Pitched a career-high 3.2 innings on June 30 against the Indians...didn't allow a run, gave up a hit and struck out 3.
- ▶ Picked up the 1st win of his career on July 4 against Detroit (1.1 IP, 2 SO) in KC's 9-8 victory.
- ▶ Did not surrender a run from June 30-July 18, a span of 6 appearances...threw 9.0 innings during that stretch and gave up just 4 hits while striking out 9.
- ▶ Surrendered a 458-foot home run to Frank Thomas in the Royals 13-9 victory at Chicago on Aug. 4...it was Thomas' 2,000th career hit.
- ▶ Was optioned to Omaha on Aug. 5 and recalled on Aug. 6 when Michael Tucker was disabled with a broken right leg.
- ▶ Optioned to Omaha on Aug. 8 when Mike Sweeney was reinstated off of the DL...was recalled from Omaha on Aug. 31 and would have been on KC's potential post-season roster.

2002

- ▶ Began the season with Omaha and was recalled on April 10.
- ▶ Made his Major League debut at Cleveland on April 12 (0.1 IP, 1 H)...made 5 appearances for the Royals and did not figure in a decision...compiled a 9.00 ERA in 5.0 innings of work.
- ▶ Was designated for assignment on June 8 and claimed off waivers by New York on June 12...finished out the season with Columbus (AAA) where he went 2-1 with a 6.75 ERA.

2001

- ▶ Field logged a 4-2 record with 19 saves and a 1.48 ERA in 52 relief outings for Wichita (AA).
- ▶ Led the Royals Minor Leagues and finished 3rd in the Texas League in saves...posted the lowest ERA in club history for pitchers with at least 70 innings pitched.
- ▶ Put together a streak of 15 straight outings without allowing an earned run from April 29-June 12, a span of 21.0 innings.

Field's Career Bests		
Season:		
Wins	1	2003
ERA	4.15	2003
SV	-----	-----
IP	21.2	2003
Win Streak	1	2003
Game Highs:		
IP	3.2 - at Cle, 6/30/03	
SO	3 - 2 times	
	Last: at Det, 7/25/03	

Minor League Notes

- ▶ Field originally signed as a non-drafted free agent by Montreal on June 11, 1998...released by Expos on March 29, 2000.
- ▶ Posted a 3-1 record with 2 saves and a 3.09 ERA in 25 games for Vermont (Short A) in 1998, his 1st professional season.
- ▶ Started the 1999 campaign with Cape Fear (A), going 4-8 with 2 saves and a 5.40 ERA in 42 games...promoted to Ottawa (AAA) and appeared in 2 games (3.0 IP, 1 ER).
- ▶ Signed with Sioux City of the Northern League in May, 2000...went 3-0 with a 1.93 ERA in 11 relief appearances.
- ▶ Contract was purchased by the Royals from Sioux City on June 29...went 1-2 with a 2.23 ERA in 17 games for Charleston (A) and held hitters to a .215 batting average.

Miscellaneous Notes

- ▶ **Nathan Patrick Field** and his wife Jamie reside in Wichita, Kan...graduated from Heritage High School in Littleton, Colo., in 1994...attended Barton County (Great Bend, Kan.) Community College and graduated from Ft. Hays (Kan.) State University in 1998.

Field's Career Statistics

Year	Club	W-L	ERA	G	GS	CG	SHO	SV	IP	H	R	ER	HR	HB	BB	SO	WP	BK
1998	Vermont	3-1	3.09	25	0	0	0	2	35.0	32	16	12	1	3	11	39	5	1
1999	Cape Fear	4-8	5.40	42	0	0	0	2	65.0	75	49	39	8	7	22	55	4	0
	Ottawa	0-0	3.00	2	0	0	0	0	3.0	4	1	1	0	0	4	4	0	0
2000	Sioux City	3-0	1.93	11	0	0	0	0	23.1	17	10	5	1	0	15	19	3	0
	Charleston	1-2	2.23	17	0	0	0	0	36.1	28	10	9	2	2	15	31	3	1
2001	Wichita	4-2	1.48	52	0	0	0	19	73.0	61	16	12	3	2	18	67	5	0
2002	Omaha	0-1	3.31	18	0	0	0	0	16.1	22	10	6	0	0	8	13	0	0
	KANSAS CITY	0-0	9.00	5	0	0	0	0	5.0	8	5	5	2	0	3	3	2	0
	Columbus	2-1	6.75	21	2	0	0	0	38.2	46	30	29	6	1	21	25	1	0
2003	Wichita	1-0	3.60	15	0	0	0	3	20.0	20	9	8	2	1	8	20	2	1
	Omaha	2-2	3.18	19	0	0	0	4	22.2	15	8	8	4	1	4	17	3	0
	KANSAS CITY	1-1	4.15	19	0	0	0	0	21.2	19	10	10	3	1	14	19	0	0
	Minor League Totals	20-17	3.48	222	2	0	0	37	333.1	320	159	129	27	17	126	290	26	2
	Major League Totals	1-1	5.06	24	0	0	0	0	26.2	27	15	15	5	1	17	22	2	0

1998 Signed by the Montreal Expos as a non-drafted free agent, June 11.

2000 Contract purchased by the Kansas City Royals from Sioux City, June 29.

2002 Claimed off waivers by the New York Yankees, June 12.

2003 Signed by the Kansas City Royals as a minor league free agent, Jan. 6.

Field's 2003 and Career Breakdown

vs. American League	2003								CAREER							
	W-L	S	ERA	G	IP	H	ER	W-L	S	ERA	G	IP	H	ER		
vs. Anaheim	0-0	0	0.00	1	1.0	0	0	0-0	0	0.00	1	1.0	0	0		
vs. Baltimore	-	-	-	-	-	-	-	0-0	0	36.00	1	1.0	3	4		
vs. Boston	-	-	-	-	-	-	-	0-0	0	4.50	2	2.0	4	1		
vs. Chicago	0-1	0	6.35	5	5.2	4	4	0-1	0	6.35	5	5.2	4	4		
vs. Cleveland	0-0	0	4.15	2	4.1	3	2	0-0	0	3.86	3	4.2	4	2		
vs. Detroit	1-0	0	2.70	2	3.1	6	1	1-0	0	2.70	2	3.1	6	1		
vs. Minnesota	0-0	0	0.00	1	0.1	0	0	0-0	0	0.00	2	2.0	0	0		
vs. Oakland	0-0	0	0.00	1	0.1	1	0	0-0	0	0.00	1	0.1	1	0		
vs. Seattle	0-0	0	7.72	2	2.1	1	2	0-0	0	7.71	2	2.1	1	2		
vs. Texas	0-0	0	0.00	4	3.1	3	0	0-0	0	0.00	4	3.1	3	0		
vs. National League	W-L	S	ERA	G	IP	H	ER	W-L	S	ERA	G	IP	H	ER		
vs. San Francisco	0-0	0	9.00	1	1.0	1	1	0-0	0	9.00	1	1.0	1	1		
Monthly	W-L	S	ERA	G	IP	H	ER	W-L	S	ERA	G	IP	H	ER		
March/April	-	-	-	-	-	-	-	0-0	0	9.00	5	5.0	8	5		
June	0-0	0	1.93	2	4.2	2	1	0-0	0	1.93	2	4.2	2	1		
July	1-1	0	3.75	11	12.0	12	5	1-1	0	3.75	11	12.0	12	5		
August	0-0	0	18.00	1	1.0	2	2	0-0	0	18.00	1	1.0	2	2		
September/October	0-0	0	4.50	5	4.0	3	2	0-0	0	4.50	5	4.0	3	2		
Situational Pitching	W-L	S	ERA	G	IP	H	ER	W-L	S	ERA	G	IP	H	ER		
Home	1-1	0	3.38	10	13.1	7	5	1-1	0	5.51	13	16.1	14	10		
Road	0-0	0	5.40	9	8.1	12	5	0-0	0	4.35	11	10.1	13	5		
Before ASG	1-0	0	1.00	6	9.0	5	1	1-0	0	3.86	11	14.0	13	6		
After ASG	0-1	0	6.39	13	12.2	14	9	0-1	0	6.39	13	12.2	14	9		
Starter	-	-	-	-	-	-	-	-	-	-	-	-	-	-		
Reliever	1-1	0	4.15	19	21.2	19	10	1-1	0	5.06	24	26.2	27	15		

Field's Career by Ballpark

Ballpark	W-L	S	ERA	G	IP	ER	Ballpark	W-L	S	ERA	G	IP	ER
Edison Field	0-0	0	0.00	1	1.0	0	Kauffman Stadium	1-1	0	5.51	13	16.1	10
U.S. Cellular Field	0-0	0	18.00	1	1.0	2	Metrodome	0-0	0	0.00	2	2.0	0
Jacobs Field	0-0	0	18.00	2	1.0	2	Ballpark in Arlington	0-0	0	0.00	4	3.1	0
Comerica Park	0-0	0	4.50	1	2.0	1							



CHRIS GEORGE

LEFT-HANDED PITCHER



2003

Height, Weight:
6-2, 200

Bats/Throws:
Left/Left

Resides:
Spring, Texas

Birthdate (Age):
Sept. 16, 1979 (24)

Birthplace:
Houston, Texas

Acquired:
Selected as a sandwich pick between the 1st and 2nd rounds (31st overall) of the 1998 June Free Agent Draft

Contract Status:
Signed through 2004

M.L. Service:
1 year, 60 days

- ▶ Made the Opening Day roster for the 1st time in his career...began the season 4th in KC's starting rotation.
- ▶ Went 9-6 for Kansas City with a 7.11 ERA, making 18 starts and tossing a career-high 93.2 innings...allowed 120 hits, 74 earned runs and 22 home runs on the year...also walked 44 batters and struck out 39.
- ▶ Finished 2nd on the team in wins with 9, despite spending the majority of the season in Omaha (AAA)...was optioned to Omaha on July 11 to make room for Runelvys Hernandez to come off of the disabled list.
- ▶ Led the team in wins until Sept. 16 when Darrell May recorded his 9th win of the season at Cleveland.
- ▶ Entered the season with a 4-12 career record and combined with Runelvys Hernandez (4-4), Jeremy Affeldt (3-4), Miguel Asencio (4-7) and Darrell May (6-12) for a combined total of 22 career wins...the 1998 Florida Marlins were the only other team in the last 50 years to open the season with less wins in the rotation (16)...the team was tied for 7th in Major League history for fewest career wins on Opening Day.
- ▶ Went 3-5 with a 7.29 ERA in 10 games for Omaha, allowing 71 hits and 44 ER in 54.1 innings of work.
- ▶ Opened the season with back-to-back wins, allowing just 3 ER in 12.0 innings for a 2.25 ERA...allowed just 5 hits and 1 ER in 6.2 innings vs. Cleveland on April 4 in his season debut ...allowed 2 runs on 2 solo home runs at Cleveland on April 12 to improve to 2-0.
- ▶ Went 7-6 in his final 16 starts, allowing 71 ER in 81.2 innings for a 7.82 ERA.
- ▶ Opened the season with a 9-4 record before losing 2 of his last 3 starts.
- ▶ Picked up a 5-1 victory in his 1st start of the year on April 4 against the Indians...tied a career-high for fewest runs allowed with 1 in his season-high 6.2 innings pitched...finished the season 3-0 vs. Cleveland to improve to 4-0 in his career against the Tribe.
- ▶ Improved on his 1-run performance by tossing 5.1 shutout innings at Baltimore on May 4...earned the win after allowing just 5 hits in his 6th start of the season.
- ▶ Tied a club record by giving up 4 home runs in his 1st loss of the year at Chicago on April 17...allowed a season-high 8 runs on 7 hits in 4.2 innings pitched.

George's Career Bests		
Season:		
Wins	9	2003
ERA	5.50	2002
SV	---	---
IP	93.2	2003
Win Streak	4	2003
Game Highs:		
IP		
8.2	- at Det,	10/6/01
Low Hit		
4	- at Det,	10/6/01
SO		
6	- vs. Tor,	5/16/03

- ▶ Allowed an average of 2.11 home runs per 9 innings the highest average in club history for a pitcher that started at least 16 games.
- ▶ Was knocked out of the game after recording just 4 outs on May 27 against Seattle...tied a season-high by allowing 8 runs (also 4/17 at Chicago) in his 1.1 inning stint on the hill...the outing was the shortest outing by a KC starter on the season.
- ▶ After posting a 4.82 ERA (28.0 IP, 15 ER) for the month of April, his ERA almost doubled to 8.34 (22.2 IP, 21 ER) for the month of May.

2002

- ▶ Began the season with Omaha (AAA) and was recalled on April 19.
- ▶ Made 6 starts for the Royals and went 0-4...compiled a 5.60 ERA after allowing 37 hits and 17 ER in 27.1 innings...saw his losing streak reach 7 games dating back to 2001.
- ▶ Started vs. Boston on April 19 and was charged with a 4-0 loss after allowing just 5 hits and 2 runs in 5.1 innings of work.
- ▶ Had an almost identical outing in his next start, giving up 7 hits and 2 runs in 5.1 innings vs. Detroit, but earned a no decision in KC's 8-2 win on April 24.
- ▶ Lasted just 3.0 innings vs. Cleveland on May 10 before leaving the game with a split fingernail (had given up just 2 hits and no runs before leaving).
- ▶ Made his last start for the Royals vs. Minnesota on May 16, but again lasted just 3.0 innings as he was bothered by his injured finger (7 H, 6 ER).
- ▶ Was placed on the Disabled List on May 17 with a split fingernail on his left middle finger.
- ▶ Was reinstated from the D.L. and optioned to Omaha on June 18.
- ▶ Spent the remainder of the season with Omaha...finished with a 6-12 record and a 5.87 ERA in Omaha.
- ▶ Failed to last longer than 5.2 innings in any of his 6 Major League starts.

2001

- ▶ George went 11-3 with a 3.53 ERA in 20 starts at Triple-A Omaha (117.1 IP, 103 H, 54 R, 46 ER)...won his last 7 decisions for the Golden Spikes, recording a 4.41 ERA (49 IP, 24 ER).
- ▶ Logged an impressive 1.89 ERA in his 6 May starts at Omaha.
- ▶ Was the starter and winner (2.0 IP) in the Futures Game at Safeco Field during the All-Star Break and was selected to the Triple-A All-Star game.
- ▶ Had his contract purchased from Omaha (AAA) on July 26...lost his 1st Major League start (5.0 IP, 6 H, 3 ER, 2 BB, 2 SO) that same day at Safeco Field against Seattle, 3-0.
- ▶ Became the 11th-youngest pitcher in Royals history to start a Major League game (21 years, 10 months, 10 days).
- ▶ Was the only left-handed starter to throw for the Royals in 2001 and was the 1st since Jose Rosado on April 30, 2000.
- ▶ Dropped his 1st 3 starts, compiling a 9.24 ERA (12.1 IP, 13 ER).
- ▶ Won his 1st Major League game vs. Detroit, 4-1, on Aug. 11 in his 4th career start, throwing 7.0 innings and facing just 2 batters over the minimum.
- ▶ Won 3 of 4 starts from Aug. 28 to Sept. 20, going 3-1 with a 5.18 ERA (24.1 IP, 26 H, 14 ER).
- ▶ Was tagged with a 2-1 loss at Detroit on Oct. 6 (G2) in his last start of the season, despite allowing 2 runs on 4 hits...he became the youngest KC pitcher to throw a complete game since Jose Rosado (age 21, vs. Toronto on Aug. 19, 1996).

Minor League Notes

- ▶ Was selected by the Royals as the 31st overall pick of the 1998 June Free Agent Draft...was a compensation pick for the loss of free agent Jay Bell.
- ▶ Assigned to the Gulf Coast Rookie League for his professional debut in 1998...went 0-1 with a 2.87 ERA in 5 outings (4 starts).



- ▶ Named as the Royals 9th-best prospect by *Baseball America* following the 1998 season.
- ▶ Won 9 games for Wilmington (A) in 1999...tied for 2nd in starts (27), tied for 4th in strikeouts (142) and ranked 6th in ERA (3.60) in the Carolina League.
- ▶ Named the Royals Minor League Player of the Year in 2000 after posting a combined 11-7 record with a 3.68 ERA in 26 starts for Wichita (AA) and Omaha (AAA)...tabbed as the top prospect in the Royals organization by *Baseball America*.
- ▶ Logged an 8-5 mark with a 3.14 ERA with Wichita in 2000 before moving to Omaha...earned Pacific Coast League Pitcher of the Week for July 24-30...finished the season by going 3-2 with a 4.84 ERA in 8 starts for the Golden Spikes.
- ▶ Played with fellow Kansas City prospect Jeff Austin in the Futures Game during the 2000 All-Star weekend in Atlanta...faced 2 batters and earned the save in the exhibition game.
- ▶ Played in Class AA All-Star game on July 12 at Bowie, Md. and retired the only batter he faced.
- ▶ Won an Olympic Gold Medal at the 2000 Games in Sydney, Australia as part of the USA baseball team...appeared in 3 games, giving up just 2 hits in 3.2 innings of work.

Miscellaneous Notes

- ▶ **Christopher Coleman George** and his wife Brandi were married following the 2002 season.
- ▶ Graduated from Klein (Texas) High School in 1998...led his team to the state title as a senior, while earning *USA Today* Texas State Player-of-the-Year honors...went 15-0 with 3 saves and a 1.15 ERA as a senior with 15 complete games and 4 shutouts.
- ▶ Turned down a scholarship to Rice to sign with the Royals.
- ▶ Volunteered for several community events in Kansas City during the Christmas season and participated in the 2002 Royals Caravan.

George's Career Statistics

Year	Club	W-L	ERA	G	GS	CG	SHO	SV	IP	H	R	ER	HR	HB	BB	SO	WP	BK
1998	Gulf Coast	0-1	2.87	5	4	0	0	0	15.2	14	9	5	1	0	4	10	0	0
1999	Wilmington	9-7	3.60	27	27	0	0	0	145.0	142	65	58	8	5	53	142	5	1
2000	Wichita	8-5	3.14	18	18	0	0	0	97.1	92	41	34	5	6	51	80	2	2
	Omaha	3-2	4.84	8	8	0	0	0	44.2	47	29	24	8	1	20	27	1	1
2001	Omaha	11-3	3.53	20	20	0	0	0	117.1	103	54	46	14	1	51	84	0	1
	KANSAS CITY	4-8	5.99	13	13	1	0	0	74.0	83	48	46	14	0	18	32	3	2
2002	Omaha	6-12	5.87	22	21	1	0	0	127.1	145	86	83	15	3	65	94	7	0
	KANSAS CITY	0-4	5.60	6	6	0	0	0	27.1	37	17	17	2	1	8	13	1	0
2003	KANSAS CITY	9-6	7.11	18	18	0	0	0	93.2	120	75	74	22	3	44	39	5	3
	Omaha	3-5	7.29	10	10	0	0	0	54.1	71	49	44	8	1	22	28	2	0
Minor League Totals		40-35	4.40	110	108	1	0	0	601.2	614	333	294	99	17	266	465	17	5
Major League Totals		13-18	6.32	37	37	1	0	0	195.0	240	140	137	38	4	70	84	9	5

1998 Selected by the Kansas City Royals as a sandwich pick between the 1st and 2nd rounds (31st overall) in the June Free Agent Draft...signed by Bill Price.

George's M.L. Batting Totals

M.L. Totals	AVG.	AB	H	HR	RBI
M.L. Totals	1.000	1	1	0	1

George's Career Fielding

POSITION	PCT.	G	PO	A	E	TC	DP
Pitcher	.957	37	19	25	2	46	1

George's Career by Ballpark

Ballpark	W-L	S	ERA	G	IP	ER	Ballpark	W-L	S	ERA	G	IP	ER
Edison Field	0-1	0	9.00	1	5.0	5	Comerica Park	0-3	0	3.98	3	20.1	9
Camden Yards	1-1	0	2.45	2	11.0	3	Kauffman Stadium	6-9	0	6.94	21	106.1	82
Fenway Park	0-1	0	5.06	1	5.1	3	Safeco Field	1-1	0	6.30	2	10.0	7
U.S. Cellular Field	0-2	0	15.26	2	7.2	13	Ballpark in Arlington	1-0	0	4.26	1	6.1	3
Jacobs Field	3-0	0	2.50	3	18.0	5	Coors Field	1-0	0	12.60	1	5.0	7

ROYALS 2004 SEASON MEDIA GUIDE



George's 2003 and Career Breakdown

		2003						CAREER							
		W-L	S	ERA	G	IP	H	ER	W-L	S	ERA	G	IP	H	ER
vs. American League															
vs. Anaheim	0-1	0	9.00	1	5.0	4	5		1-1	0	6.55	2	11.0	9	8
Baltimore	1-0	0	3.18	2	11.1	10	4		1-2	0	4.98	4	21.2	25	12
Boston	0-1	0	5.06	1	5.1	6	3		0-2	0	4.22	2	10.2	11	5
Chicago	0-1	0	15.43	1	4.2	7	8		0-3	0	12.12	4	16.1	32	22
Cleveland	3-0	0	2.04	3	17.2	19	4		4-0	0	1.95	5	27.2	25	6
Detroit	0-0	0	9.64	1	4.2	6	5		1-4	0	4.36	7	43.1	40	21
Kansas City	-	-	-	-	-	-	-		-	-	-	-	-	-	-
Minnesota	2-0	0	4.91	2	11.0	15	6		2-1	0	7.71	3	14.0	22	12
New York	-	-	-	-	-	-	-		-	-	-	-	-	-	-
Oakland	0-0	0	6.00	1	6.0	5	4		0-0	0	6.00	1	6.0	5	4
Seattle	1-1	0	17.05	2	6.1	13	12		1-2	0	11.91	3	11.1	19	15
Tampa Bay	-	-	-	-	-	-	-		-	-	-	-	-	-	-
Texas	-	-	-	-	-	-	-		1-1	0	7.15	2	11.1	17	9
Toronto	0-1	0	9.00	1	5.0	7	5		0-1	0	9.00	1	5.0	7	5
vs. National League															
vs. Colorado	1-0	0	12.60	1	5.0	7	7		1-0	0	12.60	1	5.0	7	7
St. Louis	0-1	0	16.88	1	5.1	11	10		0-1	0	16.88	1	5.1	11	10
San Francisco	1-0	0	1.42	1	6.1	10	1		1-0	0	1.42	1	6.1	10	1
Monthly															
March/April	3-2	0	4.82	5	28.0	30	15		3-4	0	4.74	8	43.2	50	23
May	2-2	0	8.34	5	22.2	30	21		2-4	0	7.86	8	34.1	47	30
June	4-1	0	7.56	6	33.1	50	28		4-1	0	7.56	6	33.1	50	28
July	0-1	0	9.31	2	9.2	10	10		0-2	0	7.98	3	14.2	16	13
August	-	-	-	-	-	-	-		2-3	0	6.12	6	32.1	35	22
September/October	-	-	-	-	-	-	-		2-4	0	5.15	6	36.2	42	21
Situational Pitching															
Home	4-3	0	7.57	10	52.1	70	44		6-9	0	6.94	21	106.1	141	82
Road	5-3	0	6.53	8	41.1	50	30		7-9	0	5.58	16	88.2	99	55
Before ASG	9-6	0	7.11	18	93.2	120	74		9-10	0	6.77	24	121.0	157	91
After ASG	-	-	-	-	-	-	-		4-8	0	5.59	13	74.0	83	46
Starter	9-6	0	7.11	18	93.2	120	74		13-18	-	6.32	37	195.0	240	137
Reliever	-	-	-	-	-	-	-		-	-	-	-	-	-	-

Royals .300 Hitter Club

The Royals 35-year history has produced 19 different .300 hitters as the magical .300 plateau has been reached 50 times. George Brett hit .300 on 11 different occasions to head the exclusive list. Kansas City has had a .300 hitter in 28 of the 35 seasons, including 6 straight seasons.

1969	None	1986	None
1970	Lou Piniella301	1987	Kevin Seitzer323
1971	Amos Otis301		Danny Tartabull309
1972	Lou Piniella312	1988	George Brett306
	Richie Scheinblum300		Kevin Seitzer304
1973	Amos Otis300	1989	None
1974	Hal McRae310	1990	George Brett329
1975	George Brett308	1991	Danny Tartabull316
	Hal McRae306	1992	None
1976	George Brett333	1993	None
	Hal McRae332	1994	Wally Joyner311
1977	George Brett312		Felix Jose303
	Al Cowens312	1995	Wally Joyner310
1978	None	1996	Jose Offerman303
1979	George Brett329	1997	None
	Willie Wilson315	1998	Jose Offerman315
1980	George Brett390		Hal Morris309
	Willie Wilson326	1999	Mike Sweeney322
	John Wathan305		Joe Randa314
1981	George Brett314		Johnny Damon307
	Willie Wilson303	2000	Mike Sweeney333
1982	Willie Wilson332		Johnny Damon327
	Hal McRae308		Jermaine Dye321
	George Brett301		Joe Randa304
1983	Hal McRae311	2001	Carlos Beltran306
	George Brett310		Mike Sweeney304
1984	Hal McRae303	2002	Mike Sweeney340
	Willie Wilson303	2003	Carlos Beltran307
1985	George Brett335		



BYRON GETTIS

OUTFIELDER



31

Height, Weight:
6-0, 240

Bats/Throws:
Right/Right

Resides:
East St. Louis, Ill.

Birthdate:
March 13, 1980 (24)

Birthplace:
Centreville, Ill.

Acquired:
Signed as a non-drafted free agent, June 29, 1998

Contract Status:
Signed through 2004

M.L. Service:
0 days (Rookie)

2003

- ▶ Was named Royals Minor League Player of the Year for 2003.
- ▶ Ranked 2nd in the Texas League with a .302 batting average and a career-best 103 RBI, while adding 16 home runs in his 1st season at Double A Wichita.
- ▶ Also ranked among the league leaders in extra base hits (4th, 51), on-base percentage (4th, .377) and hits (5th, 154)...his average ranked 3rd among all Royals Minor Leaguers, while he tied for the 4th-most home runs in the Royals farm system.
- ▶ Was named to both the Texas League midseason and postseason All-Star teams.
- ▶ Was named the 10th-best prospect in the Royals organization by *Baseball America*...was also tabbed with the best outfield arm.

Minor League Notes

- ▶ Was named to both the Carolina League's midseason and postseason All-Star teams in 2002 and was honored as the league's player of the week for April 18-24.
- ▶ Batted .283 for the Blue Rocks in 2002 and led the team in doubles (33) and RBI (70).
- ▶ Tied for 5th with 5 home runs in the Gulf Coast League in 1999.

Miscellaneous Notes

- ▶ Full name is **Byron Earl Gettis**...signed as a non-drafted free agent, June 29, 1998...signed by Craig Struss.
- ▶ Graduated Cahokia (Ill.) High, 1998...was offered a football scholarship to Minnesota to play quarterback for the Gophers.

Year	Club	AVG	G	AB	R	H	2B	3B	HR	RBI	SH	SF	HP	BB	SO	SB	CS	E
1998	Gulf Coast	.216	27	88	11	19	2	0	0	4	1	1	0	4	20	0	0	0
1999	Gulf Coast	.316	28	95	20	30	6	2	5	21	0	3	3	17	21	3	2	1
	Charleston	.295	43	149	19	44	7	2	2	13	4	1	6	10	36	10	3	4
2000	Charleston	.215	94	344	43	74	18	3	5	50	2	4	11	31	95	11	7	4
	Wilmington	.155	30	97	13	15	2	0	0	10	2	1	2	13	33	2	1	1
2001	Burlington	.314	37	140	26	44	9	2	5	26	1	3	4	14	25	4	3	1
	Wilmington	.251	82	303	34	76	21	2	6	51	3	1	12	20	70	4	5	5
2002	Wilmington	.283	120	449	76	127	33	2	8	70	10	6	13	48	103	10	5	4
2003	Wichita	.302	140	510	80	154	31	4	16	103	2	11	13	55	110	15	11	6
Minor League Totals		.268	601	2175	322	583	129	17	47	348	25	31	64	212	513	99	37	26

1998 Signed by the Kansas City Royals as a non-drafted free agent, June 29...signed by Craig Struss.



JIMMY GOBBLE

LEFT-HANDED PITCHER



41

Height, Weight:
6-3, 190

Bats/Throws:
Left/Left

Resides:
Bristol, Va.

Birthdate (Age):
July 19, 1981 (22)

Birthplace:
Bristol, Tenn.

Acquired:
Selected as a sandwich pick between the 1st and 2nd rounds (43rd overall) in the 1999 June Free Agent Draft

Contract Status:
Signed through 2004

Major League Service:
56 days

2003

- ▶ Saw his 1st big league action, going 4-5 with a 4.61 ERA in 9 starts...allowed 27 ER and 56 hits in 52.2 innings.
- ▶ Was called up from Wichita on Aug. 2...made his 1st Major League start on Aug. 3 vs. Tampa Bay...earned his 1st Major League victory in the Royals 2-0 win over the Devil Rays by pitching 6.0 shutout innings and allowing 6 hits and 3 strikeouts.
- ▶ Became the 1st Royals rookie to win his 1st Major League start since Glendon Rusch on April 6, 1997 at Minnesota... became the 1st Royals Rookie since Derek Botelho on July 18, 1982 to win his Major League debut as part of a shutout.
- ▶ Started 22 games (2 complete) for the Wichita Wranglers in 2003...(132.2 IP, 128 H, 47 ER, 3.19 ERA).
- ▶ Earned his 2nd-straight Major League victory on Aug. 9 at Tampa Bay...allowed 1 earned run on 7 hits and 3 strikeouts in 6.1 innings on the mound.
- ▶ Set a Royals record for most consecutive scoreless innings by a starter to open a career (12.0 IP).
- ▶ Became the 1st Royals rookie to win his 1st 2 Major League starts since Glendon Rusch in 1997.
- ▶ Was charged with the Royals 9-2 loss to the Twins on Aug. 15...allowed 5 earned runs on 8 hits, 1 walk and 1 strikeout in 3.0 innings...was his 1st Major League loss.
- ▶ Allowed 11 hits and 8 ER in 4.1 innings in an 8-7 loss on Aug. 20 at New York.
- ▶ Was charged with a 10-3 loss vs. Anaheim on Aug. 29 (6.0 IP, 6 H, 5 ER, 4 BB).
- ▶ Was optioned to Omaha (AAA) on Aug. 30 and recalled on Sept. 2 without making a Minor League appearance.
- ▶ Earned a 3-1 win and snapped a 3-game losing streak on Sept. 3 at Texas...allowed just 1 ER on career-best 4 hits, 2 walks and career-high 6 strikeouts in a career-best 7.0 innings.

Minor League Notes

- ▶ Made just 13 starts for Wichita (AA) in 2002 after suffering from a left groin strain...went 5-7, allowing 26 earned runs in 69.1 innings of work for a 3.38 ERA.
- ▶ Compiled a 2-3 mark and a 1.42 ERA (31.2 IP, 5 ER) at home, compared to a 3-4 record and a 5.02 ERA (37.1 IP, 21 ER) on the road.
- ▶ Was named the Royals Minor League Pitcher of the Year in 2001.
- ▶ Was 2nd in ERA (2.55) and 3rd in strikeouts (154) in the Carolina

Gobble's Career Bests

Season:		
Wins	4	2003
ERA	4.61	2003
SV	----	----
IP	52.2	2003
SO	31	2003
Win Streak	2	2003

Game Highs:

IP	7.0 – 3 times
	Last: vs. Det, 9/24/03
Low Hit	4 – at Tex, 9/3/03 (7 IP)
SO	6 – at Tex, 9/3/03



- League in 2001...also ranked 3rd in starts (27) and 4th in walks per 9 innings (1.66).
- ▶ Posted a 10-6 mark for Wilmington (A) and a 2.55 ERA in 27 starts...tossed 162.1 innings, recording 154 strikeouts.
- ▶ Was named to the SportsTicker All-Teen Team.
- ▶ Blue Rocks had a 17-10 record when he started in 2001, while scoring only 4 runs in his 6 losses...had a club-high 15 strikeouts on Sept. 6 vs. Frederick in the Blue Rocks playoff clinching victory.
- ▶ Led the South Atlantic League with 2 shutouts in 2000...finished 4th in complete games and 5th in wins...won 5 straight starts with a 2.12 ERA from June 29-July 20, 2000 pitching 34.0 innings with 8 earned runs.
- ▶ Saw action in 4 games with the Gulf Coast Royals in 1999, including 1 start...allowed 2 runs in 6.2 innings for a 2.70 ERA...did not figure in a decision.

Miscellaneous Notes

- ▶ Full name is **Billy James Gobble**...graduated from John Battle (Va.) High, 1999...participated in the 2004 Royals Caravan.

Gobble's Career Statistics

Year	Club	W-L	ERA	G	GS	CG	SHO	SV	IP	H	R	ER	HR	HB	BB	SO	WP	BK
1999	Gulf Coast	0-0	2.70	4	1	0	0	0	6.2	6	3	2	0	0	5	8	1	1
2000	Charleston	12-10	3.66	25	25	3	*2	0	145.0	144	75	59	10	4	34	115	1	1
2001	Wilmington	10-6	2.55	27	27	0	0	0	162.1	134	58	46	8	9	33	154	7	0
2002	Wichita	5-7	3.38	13	13	0	0	0	69.1	71	29	26	3	2	19	52	5	0
2003	Wichita	12-8	3.19	22	22	2	1	0	132.2	128	57	47	11	5	40	100	5	0
	KANSAS CITY	4-5	4.61	9	9	0	0	0	52.2	56	32	27	8	4	15	31	1	0
	Minor League Totals	39-31	3.14	91	88	5	3	0	516.0	483	222	180	32	20	131	429	19	2
	Major League Totals	4-5	4.61	9	9	0	0	0	52.2	56	32	27	8	4	15	31	1	0

*-Led League

1999 Selected as sandwich pick between the 1st and 2nd rounds (43rd overall) in the June Free Agent Draft...signed by Paul Faulk.

Gobble's Career Fielding

POSITION	PCT.	G	PO	A	E	TC	DP
Pitcher	1.000	9	3	4	0	7	0

Gobble's 2003 and Career Breakdown

vs. American League	2003								CAREER							
	W-L	S	ERA	G	IP	H	ER	W-L	S	ERA	G	IP	H	ER		
vs. Anaheim	0-1	0	7.50	1	6.0	6	5	0-1	0	7.50	1	6.0	6	5		
Cleveland	0-1	0	1.50	1	6.0	4	1	0-1	0	1.50	1	6.0	4	1		
Detroit	1-1	0	3.86	2	14.0	10	6	1-1	0	3.86	2	14.0	10	6		
Minnesota	0-1	0	15.00	1	3.0	8	5	0-1	0	15.00	1	3.0	8	5		
New York	0-1	0	16.62	1	4.1	11	8	0-1	0	16.62	1	4.1	11	8		
Tampa Bay	2-0	0	0.73	2	12.1	13	1	2-0	0	0.73	2	12.1	13	1		
Texas	1-0	0	1.29	1	7.0	4	1	1-0	0	1.29	1	7.0	4	1		
Monthly	W-L	S	ERA	G	IP	H	ER	W-L	S	ERA	G	IP	H	ER		
August	2-3	0	6.66	5	25.2	38	19	2-3	0	6.66	5	25.2	38	19		
September/October	2-2	0	2.67	4	27.0	18	8	2-2	0	2.67	4	27.0	18	8		
Situational Pitching	W-L	S	ERA	G	IP	H	ER	W-L	S	ERA	G	IP	H	ER		
Home	1-4	0	4.82	5	28.0	29	15	1-4	0	4.82	5	28.0	29	15		
Road	3-1	0	4.38	4	24.2	27	12	3-1	0	4.38	4	24.2	27	12		
Before ASG	-	-	-	-	-	-	-	-	-	-	-	-	-	-		
After ASG	4-5	0	4.61	9	52.2	56	27	4-5	0	4.61	9	52.2	56	27		
Starter	4-5	-	4.61	9	52.2	56	27	4-5	-	4.61	9	52.2	56	27		
Reliever	-	-	-	-	-	-	-	-	-	-	-	-	-	-		

Gobble's Career by Ballpark

Ballpark	W-L	S	ERA	G	IP	ER	Ballpark	W-L	S	ERA	G	IP	ER
Comerica Park	1-0	0	2.57	1	7.0	2	Tropicana Field	1-0	0	1.42	1	6.1	1
Kauffman Stadium	1-4	0	4.82	5	28.0	15	Ballpark in Arlington	1-0	0	1.29	1	7.0	1
Yankee Stadium	0-1	0	16.62	1	4.1	8							



ALEXIS GOMEZ

OUTFIELDER



21

Height, Weight:
6-2, 180

Bats/Throws:
Left/Left

Resides:
Dajabon,
Dominican Republic

Birthdate (Age):
Aug. 6, 1978 (25)

Birthplace:
Loma De Cabrera,
Dominican Republic

Acquired:
Signed as a non-drafted
free agent, Feb. 21, 1997

Contract Status:
Signed through 2004

M.L. Service:
16 days (Rookie)

2003

- ▶ Spent the entire 2003 season with the Omaha Royals (AAA)...hit .269 (123-457), playing 121 games...led the team in triples (8), was tied for the team lead in hits, ranked 2nd in games and was 3rd in RBI.
- ▶ Hit 23 doubles, 8 triples and 8 HRs, while recording 58 RBI ...notched a .292 average on the road, going 70-for-240.
- ▶ Finished the season on a high note, batting .321 (27-84) in the month of August.

2002

- ▶ Made his Major League debut in 2002 after he was recalled from Wichita (AA) on June 15...played in 5 games and went 2-for-10...was optioned to Wichita on June 30.
- ▶ Debuted at St. Louis on June 16 and went 1-for-4 with a strikeout...played all 5 of his games against National League opponents.
- ▶ Hit .295 for Wichita, hitting 21 doubles, 8 triples, 14 home runs and driving in 75 runs.
- ▶ Ranked 4th in the Texas League with 36 stolen bases and finished 10th in batting average.
- ▶ Was named a Minor League All-Star at mid-season and at the conclusion of the season.
- ▶ Named the Texas League Player of the Week for April 15-21.
- ▶ Finished 2nd in the Royals organization with 36 stolen bases.
- ▶ Was named the 9th-best prospect in the Dominican League by *Baseball America* following the 2002 season.

Minor League Notes

- ▶ Gomez spent the 2001 season with Wilmington (A) and Wichita...hit .302 in 48 games for Wilmington and hit at a .281 clip in 83 games with the Wranglers...put together an 18-game hitting streak from April 19-May 10 for Wilmington (.485, 33-for-68).
- ▶ Played in 21 games and hit .143 in the 2001 Arizona Fall League.
- ▶ Started 119 games in the Blue Rocks outfield during the 2000 season...committed 14 errors.
- ▶ Participated in the Royals Florida Instructional League following the 2000 campaign.
- ▶ Spent the 2000 season with Wilmington (A)...batted .254 and tied for 2nd on the club with 63 runs scored.
- ▶ Also recorded 29 multiple-hit games on the season, including 6 3-hit games...also registered 3 RBI in 3 games for Wilmington.
- ▶ Batted .276 with 31 RBI and a career-best 5 homers for the Gulf Coast Royals in 1999...ranked 3rd in the league in at-bats

(214) and runs (44), tied for 3rd in games played (56), ranked 5th in walks (32) and tied for 5th in hits (59) and home runs.

- ▶ Hit at a .351 clip with 51 runs scored and 42 RBI in 64 games for Salcedo in his 1st professional season before batting .283 with 1 homer and 34 RBI in 1998.
- ▶ Spent his first 2 professional seasons with Salcedo of the Dominican Summer League.
- ▶ Gomez was signed as a non-drafted free agent on Feb. 21, 1997...signed by Luis Silverio and Andres Lopez.

Miscellaneous Notes

- ▶ **Alexis De Jesus Gomez** is single...attended Liceo General Jose Cabrera (D.R.) High where he played volleyball.

Gomez' Career Statistics

Year	Club	AVG	G	AB	R	H	2B	3B	HR	RBI	SH	SF	HP	BB	SO	SB	CS	E
1997	Salcedo	.351	64	248	51	87	12	9	0	42	2	1	2	33	52	9	14	-
1998	Salcedo	.283	67	233	51	66	11	3	1	34	4	2	7	50	46	17	14	-
1999	Gulf Coast	.276	56	214	44	59	12	1	5	31	1	1	1	32	48	13	5	2
2000	Wilmington	.254	121	461	63	117	13	4	1	33	7	1	2	45	121	21	10	14
2001	Wilmington	.302	48	169	29	51	8	2	1	9	2	0	1	11	43	7	3	5
2002	Wichita	.281	83	342	55	96	15	6	4	34	1	4	4	27	70	16	10	6
2002	Wichita	.295	114	461	72	136	21	8	14	75	2	4	3	45	81	36	24	8
	KANSAS CITY	.200	5	10	0	2	0	0	0	0	0	0	0	2	0	0	0	0
2003	Omaha	.269	121	457	49	123	23	8	8	58	2	4	1	26	92	4	5	9
	Minor League Totals	.284	674	2585	414	735	115	41	34	316	21	17	21	269	556	123	85	44
	Major League Totals	.200	5	10	0	2	0	0	0	0	0	0	0	2	0	0	0	0

1997 Signed by the Royals as a non-drafted free agent, Feb. 21...signed by Luis Silverio and Andres Lopez.

Gomez' Career Fielding

POSITION	PCT.	G	PO	A	E	TC	DP
Right Field	1.000	2	4	1	0	5	1

Gomez' 2003 and Career Breakdown

	2003	CAREER								
	AVG.	AB	H	HR	RBI	AVG.	AB	H	HR	RBI
vs. American League										
vs. Anaheim	-	-	-	-	-	-	-	-	-	-
Baltimore	-	-	-	-	-	-	-	-	-	-
Boston	-	-	-	-	-	-	-	-	-	-
Chicago	-	-	-	-	-	-	-	-	-	-
Cleveland	-	-	-	-	-	-	-	-	-	-
Detroit	-	-	-	-	-	-	-	-	-	-
Kansas City	-	-	-	-	-	-	-	-	-	-
Minnesota	-	-	-	-	-	-	-	-	-	-
New York	-	-	-	-	-	-	-	-	-	-
Oakland	-	-	-	-	-	-	-	-	-	-
Seattle	-	-	-	-	-	-	-	-	-	-
Tampa Bay	-	-	-	-	-	-	-	-	-	-
Texas	-	-	-	-	-	-	-	-	-	-
Toronto	-	-	-	-	-	-	-	-	-	-
vs. National League										
vs. Montreal	-	-	-	-	-	.500	2	1	0	0
New York	-	-	-	-	-	.000	4	0	0	0
St. Louis	-	-	-	-	-	.250	4	1	0	0
Monthly										
June	-	-	-	-	-	.200	10	2	0	0
Situational Hitting										
Home	-	-	-	-	-	-	-	-	-	-
Road	-	-	-	-	-	.200	10	2	0	0
Day	-	-	-	-	-	.125	8	1	0	0
Night	-	-	-	-	-	.500	2	1	0	0
Natural Grass	-	-	-	-	-	.125	8	1	0	0
Artificial Turf	-	-	-	-	-	.500	2	1	0	0
Before ASG	-	-	-	-	-	.200	10	2	0	0
vs. LHP	-	-	-	-	-	.000	1	0	0	0
vs. RHP	-	-	-	-	-	.222	9	2	0	0
with RISP	-	-	-	-	-	.000	1	0	0	0
Bases Loaded	-	-	-	-	-	-	-	-	-	-
Pinch Hitter	-	-	-	-	-	.500	2	1	0	0
Desig. Hitter	-	-	-	-	-	-	-	-	-	-

JUAN GONZALEZ

OUTFIELDER



22

Height, Weight:
6-3, 220

Bats/Throws:
Right/Right

Resides:
Levitown, Puerto Rico

Birthdate (Age):
Oct. 16, 1969 (34)

Birthplace:
Vega Baja, Puerto Rico

Acquired:
Signed as a Major League
Free Agent, Jan. 6, 2004

Contract Status:
Signed through 2004

M.L. Service:
13 years, 65 days

Major League Awards

A.L. MVP

- ▶ 1998 - Texas
- ▶ 1996 - Texas

All-Star

- ▶ 2001 - Cleveland
- ▶ 1998 - Texas
- ▶ 1993 - Texas

Career Notes

- ▶ Has played against 28 of 30 Major League teams with the exception of the Mets and Phillies.
- ▶ Ranks 31st in Major League history in homers (429) and is 61st in RBI (1,387)...ranks 19th in slugging percentage (.563).
- ▶ Finished his career as a Ranger as the club's all-time leader in homers (372), RBI (1,180), extra-base hits (718) and total bases (3,073)...finished 2nd in runs (878) and 3rd in at bats (5,435), hits (1,595), and doubles (324).
- ▶ Ranks 6th in homers and 8th in RBI among active players...has the 11th-highest slugging percentage among current Major Leaguers with at least 3,000 at bats.
- ▶ Won BBWAA American League Most Valuable Player Awards in 1996 and 1998, 1 of 23 multiple winners in history, 1 of 12 in the A.L.
- ▶ Was selected as the Rangers Player of the Year a club record 5 times (1992, 1993, 1996, 1997, 1998).
- ▶ Has 20 or more career homers vs. 12 A.L. clubs with 37 vs. Cleveland and Minnesota...has homered in 28 of 31 Major League parks in which he's played during his career, the exceptions being Wrigley Field in Chicago, Minute Maid Park in Houston and Pittsburgh's Three Rivers Stadium.
- ▶ Has 100-plus RBI vs. 7 clubs, topped by 120 vs. Anaheim...his best lifetime average is .322 against Detroit...his 26 RBI vs. KC in 1998 were the most in the majors since LA's Darryl Strawberry had 27 RBI in 18 games against Houston in 1991...most homers against 1 team in a season was 9 vs. the White Sox in 2001.
- ▶ Is 0-for-5 in 3 career trips to the Mid-Summer Classic...has been selected twice as a starter for the A.L. in the outfield: 2001 at Seattle (0-1) and 1998 (0-3, sac fly) in Colorado...was selected to the team as a reserve in 1993 and played the final 4 innings in right field, going 0-for-1 with a walk at Baltimore.
- ▶ Won the 1993 home run hitting contest during the all-star workout, becoming the 1st player to ever hit a ball into the 3rd deck in left field at Camden Yards.

Gonzalez' Career Bests

Season:		
Avg	.326	1999
Hits	193	1998
HR	47	1996
RBI	157	1998
Doubles	50	1998
SB	6	1994
Hit Streak	21(2x)	1996

Game Highs:

Hits
5 - vs. NY (NL), 7/30/96

Home Runs
3 - 3 times
vs. Min, 6/7/92
vs. Bal, 8/28/93
vs. Oak, 9/24/99

RBI
8 - at Cal, 6/17/93

Grand Slams
1 - 8 times
Last: vs. Chi, 9/8/01

Career Home Run Notes

- ▶ Is averaging 1 HR every 15.0 at bats in his M.L. career...is one of 16 players in history with 5 or more 40-HR seasons, one of 6 active players to accomplish the feat.



- ▶ Hit his 400th career home run on June 5, 2002 at Anaheim...it was a solo shot off Jarrod Washburn in the 2nd.
- ▶ Has hit at least 10 homers in a month 11 times...connected for his 350th career homer, June 13, 2000 vs. Toronto.
- ▶ Produced his 380th career homer on June 22, 2001 at Kansas City to become the all-time leader among natives of Puerto Rico, surpassing Orlando Cepeda.
- ▶ Became the 81st player in Major League history to reach the 300-home run plateau on Sept. 19, 1998 vs. Oakland in his 4,239th career at bat at the age of 28 years, 338 days...is the 5th-fewest at bats ever to reach 300 homers, and is the 6th-youngest player to ever accomplish that feat.
- ▶ Connected for his 250th career homer on Sept. 13, 1997 vs. Minnesota at 27 years, 332 days, becoming the 8th-youngest player in Major League history to achieve that milestone.
- ▶ Hit his 200th career homer on Aug. 1, 1996 vs. New York at the age of 26 years, 290 days, the 10th-youngest player to ever accomplish that feat.
- ▶ Smacked his 100th career home run off David Wells on July 16, 1993 vs. Detroit at 23 years, 9 months, tying Joe DiMaggio as the 11th-youngest ever to reach that milestone.
- ▶ His 35 HRs with Cleveland in 2001 marked his 7th season with 30 or more HRs and 10th year with 20-plus blasts...went deep every 15.2 at bats, 8th best in the A.L.
- ▶ Hit his 1st homer in Comerica Park history, April 14, 2000 vs. Tampa Bay.
- ▶ Ranked 7th in A.L. in homers (39) in 1999...set then club record for road homers (25)...had no homers in season's 1st 16 games, his longest drought ever start a season.
- ▶ His 45 homers in 1998 (with Texas) were tied for 4th in A.L. and were 3rd-most in club history at the time.
- ▶ Had 42 homers in 1997 for Texas, 3rd in the A.L., including 15 off lefthanders, tying Mo Vaughn for league lead...homered every 12.7 at bats, the A.L.'s 3rd best ratio.
- ▶ His 47 regular season homers in 1996 surpassed own Rangers record of 46 in 1993...mark was eclipsed by Alex Rodriguez in 2001 (52) and 2002 (57)...with 5 HRs in postseason, had 52 total homers, the 19th player in A.L. history at the time to hit 50-plus HRs in one year, including postseason.
- ▶ Tied Major League record for most homers in a season by a Latin American player in 1997, surpassed by Sammy Sosa (66) in 1998...previous record for native of Puerto Rico was 46 by Orlando Cepeda, then with San Francisco, in 1961...tied then Major League record with 15 homers in July, tying Rangers record for home runs in any month and a career high.
- ▶ Hit 27 homers in 90 games in 1995, an average of 1 homer every 3.3 contests...homered every 13 at bats, 6th-best among A.L. players with 20-plus homers...became the Rangers' all-time home run hitter with his 154th homer, July 16 at Boston.
- ▶ Had hit at least 27 homers in each of 3 full Major League seasons before producing 19 in 1994...went 26 games without a homer, May 6-June 8, the 2nd-longest drought of his career (2nd to a 32-game dry spell, Aug. 28-Oct. 5, 1991)...hit 13 of his 19 homers on the road, homering just once in the 1st 27 games at The Ballpark in Arlington.

ALL-TIME HOME RUN LIST (◀ Denotes Active Players)

Rk	Player	Season	HR
1	Hank Aaron	1954-1976	755
2	Babe Ruth	1914-1935	714
3	Willie Mays	1951-1973	660
4	Barry Bonds ◀	1986-2003	658
5	Frank Robinson	1956-1976	586
6	Mark McGwire	1986-2001	583
7	Harmon Killebrew	1954-1975	573
8	Reggie Jackson	1967-1987	563
9	Mike Schmidt	1972-1989	548
10	Sammy Sosa ◀	1989-2003	539
11	Mickey Mantle	1951-1968	536
12	Jimmie Foxx	1925-1945	534
13	Rafael Palmeiro ◀	1986-2003	528
14	Willie McCovey	1959-1980	521
	Ted Williams	1939-1960	521
16	Ernie Banks	1953-1971	512
	Eddie Mathews	1952-1968	512
18	Mel Ott	1926-1947	511
19	Eddie Murray	1977-1997	504
20	Lou Gehrig	1923-1939	493
21	Fred McGriff ◀	1986-2003	491
22	Ken Griffey Jr. ◀	1989-2003	481
23	Stan Musial	1941-1963	475
	Willie Stargell	1962-1982	475
25	Dave Winfield	1973-1995	465
26	Jose Canseco	1985-2001	462
27	Carl Yastrzemski	1961-1983	452
28	Dave Kingman	1971-1986	442
29	Andre Dawson	1976-1996	438
30	Cal Ripken Jr.	1981-2001	431
31	Juan Gonzalez ◀	1989-2003	429
32	Billy Williams	1959-1976	426
33	Jeff Bagwell ◀	1991-2003	419
34	Frank Thomas ◀	1990-2003	418



- ▶ Hit 116 homers from 1991-93, the 2nd-most by an A.L. player over a 3-year span from 1971-93 (2nd to Detroit's Cecil Fielder who had 130 from 1990-92)...tied Barry Bonds for the Major League lead with 46 homers in 1993, becoming the 11th player in history at the time to lead or tie for the Major League home run lead in consecutive years.
- ▶ Was the 1st player to win A.L. home run title outright in back-to-back years (1992-93) since Boston's Jim Rice in 1977-78...was the 4th Major Leaguer in 23 years to hit 40 home runs in consecutive seasons...at 23 years, 11 months, was the 2nd-youngest ever behind Eddie Mathews (1953-54-55).
- ▶ Was just the 6th player in history to hit 46 homers in a season before his 24th birthday...became the 6th-youngest Major League home run leader ever in 1992, homering in the final game of the season to edge Mark McGwire, 43-42...was the 1st Ranger to ever lead the A.L.
- ▶ Was just the 6th player ever with 40 homers before his 23rd birthday...his total was 11 more than previous Rangers mark set by Larry Parrish in 1987...tied club mark by homering in 4 straight games, Aug. 29-Sept. 1.
- ▶ In 1991, led Texas with 27 homers and at 21 years, 9 months, was youngest Ranger to ever reach 20-homer plateau...tied for 2nd in the A.L. in road homers (20).

Career Notes on Multi-Homer Games

- ▶ Turned in 3 multi-homer games in 2003...has 47 career multi-homer games (3 3-homer games)...set Texas' single season mark with 7 multi-homer games in both 1992 and 1997, surpassed by Alex Rodriguez (10) in 2002.
- ▶ His 3-homer games all came with Texas and tied the single game team record: June 7, 1992 vs. Minnesota and Aug. 28, 1993 against Baltimore, both at Arlington Stadium and Sept. 24, 1999 vs. Oakland at The Ballpark in Arlington.
- ▶ Is 1 of 14 players in A.L. history with at least 3 3-homer games...had 1st 3-homer game at 22 years, 7 months, 22 days, the youngest to hit 3 homers in a game since Johnny Bench on July 26, 1970 (22 yrs., 7 mos., 19 days).

Career RBI Notes

- ▶ Ranks 2nd among active players with an RBI every 4.6 at bats behind Manny Ramirez (4.3)...has most 100 RBI seasons (7) ever by a Ranger.
- ▶ Drove in his 1,000th run in the 1,158th game on June 13, 1999 vs. Colorado, tying Jimmie Foxx for the 6th-fewest games to reach 1,000 RBI...had 851 career RBI in his 1st 1,000 games through May 27, 1998, 7th-most all-time in 1st 1,000 big league contests.
- ▶ His 140 RBI in 2001 were the 3rd-most of his career and the 8th-most ever by a Cleveland player...was his 8th 100 RBI season...led the A.L. for most of season before ending season with a 10-game RBI drought over 37 at bats....had team-best 19 game-winning RBI.
- ▶ Had 67 RBI with the Tigers in 2000, his fewest ever for a full season prior to 2002.
- ▶ Ranked 5th in A.L. in RBI (128) in 1999.
- ▶ His 157 RBI in 1998 were the most in the American League since 1949, when Vern Stephens and Ted Williams each had 159 RBI for Boston...Manny Ramirez surpassed that total with 165 in 1999...Gonzalez' 1998 figure is 6th-highest total in the Majors since 1940 and 12th best since 1935...is tied with Al Simmons (1929) for 27th most in history...averaged 1.02 RBI per game...joined Ken Griffey, Jr. as 1st Major Leaguers with 130 or more RBI in 3 straight seasons (1996-98) since Vern Stephens from 1948-50...Sosa accomplished that in 4 consecutive seasons from 1998-2001.
- ▶ Had 35 RBI in April and 36 through April 30, 1998 (1 in March), both Major League records...had 35 RBI in May, tying a Rangers record for May set by Larry Parrish in 1987...reached 100 RBI in his 87th game on July 5, breaking his own record of 89 games in 1996...his 101 total RBI at the All-Star break through July 5 were 2nd-most in Major League history behind Hank Greenberg (103) in 1935...had 143 RBI through Aug. 31, the most by a Major League player through August since Greenberg (143) in 1937.
- ▶ Set Ranger club records with 79 RBI at home (broken by Alex Rodriguez in 2002, 82) and 78 on the road...had 131 RBI, 3rd in the league, in 133 games in 1997, 2 games shy of becoming the 7th player in history to average an RBI per game in consecutive



- seasons...produced an RBI every 4.07 at bats, the Majors' top ratio...had at least 24 RBI in every month and tied club record with 26 in September...his then club record 144 RBI in 1996 surpassed the mark of 119 by Ruben Sierra in 1989 and ranked 2nd in the league.
- ▶ Averaged 1.07 RBI per game, the best ratio in the Majors at the time since 1938 (Jimmie Foxx, 1.17)...had an RBI every 3.8 at bats, 2nd in the Majors...had 38 RBI in July, a club record at the time for RBI in any month (Larry Parrish, 35 in May, 1987) and the most for an A.L. player in 1 month since Milwaukee's Cecil Cooper had 39 in July, 1983.
 - ▶ Had an RBI every 4.29 at bats in 1995, 3rd-best among A.L. players with 80-plus RBI...drove in his 500th career run, Sept. 12 at Toronto...went a career-high 14 straight games without an RBI, May 14-June 3, 1994.
 - ▶ Drove in at least 100 runs in each of his 1st 3 full seasons (1991-93)...had 118 RBI in 1993, matching 2nd-most in club history at the time and ranking 4th in A.L...became the 11th player in history to drive in 100 runs in each of his 1st 3 full seasons in the Majors and was the 6th-youngest in history to reach the 100 RBI mark 3 times.
 - ▶ Established then Rangers record and career high with 8 RBI on June 17 at California on 3-run and grand slam homers and an RBI single...ranked 7th in the A.L. with 109 RBI in 1992 and tied for 3rd with an RBI every 5 at bats...became the 18th player in history with 100 RBI before the age of 22 with 102 in 1991.

Career Postseason Notes

- ▶ Has a career average of .290 (18-62) with 8 homers and 15 RBI in 15 games in 4 Division Series.
- ▶ Batted .348 (8-23) with team highs of 2 homers and 5 RBI in Cleveland's 5-game loss to Seattle in the 2001 ALDS...produced Texas' only run in a 3-game loss to New York in the 1999 Division Series, a solo homer in Game 2 at Yankee Stadium.
- ▶ Also scored the Rangers' only run in 3 games in a 1998 sweep by Yankees, coming around on an Ivan Rodriguez double in Game 2 at New York.
- ▶ Had an outstanding 1996 Division Series vs. New York, leading the Rangers in batting (.438, 7-16), homers (5) and RBI (9) in the 4-game series...was the only Ranger to hit safely in all 4 games...homered in all 4 games, the 2nd player in Major League history to ever homer in 4 straight games of a single postseason series, the other San Francisco's Jeffrey Leonard in the 1987 NLCS vs. St. Louis, Oct. 6, 7, 9, 10.
- ▶ His 5 homers in the series matched the most ever in a single postseason series with New York's Reggie Jackson in the 1977 World Series against Los Angeles and Seattle's Ken Griffey Jr. in the 1995 Division Series vs. New York...his 9 RBI were 1 shy of the Division Series record, set by Seattle's Edgar Martinez in 1995.
- ▶ His 1.375 slugging percentage was the highest in a Division or LCS of any length with the previous record for any series being 1.727 by New York's Lou Gehrig in the 1928 World Series...had 22 total bases to tie the most ever in a postseason series of 4 games with New York's Babe Ruth in the 1928 World Series and Los Angeles' Steve Garvey in the 1978 NLCS.
- ▶ Hit 2 homers in Game 2 on Oct. 2 at Yankee Stadium, becoming 1 of 16 players with a multi-homer Division Series game.

2003

- ▶ Started 57 games in right field and 24 games as the designated hitter for the Rangers before being sidelined for the season on July 19...ranked 5th on the club in home runs (24), his 11th seasons with 20 or more home runs.
- ▶ Had a .230 average with 4 homers and 8 RBI in his 1st 18 games through April 20...went on a .349 (29-83) tear with 9 homers and 24 RBI in his next 21 games, improving to .293 on May 5.
- ▶ Went just 8-for-39 (.205) in his next 9 games, falling to .276 through May 25 before batting .321 (42-131) with 10 homers and 36 RBI in his final 34 games...was placed on the 15-day D.L. on July 23 (retroactive to July 20) with a right calf injury and did not play the rest of the year.



- ▶ At the time he was placed on the disabled list, was tied for 3rd in the A.L. in homers and tied for 7th in RBI (70)...hit 2 homers in a game 4 times: April 5 vs. Seattle; April 29 and May 1 at Toronto and July 10 against Minnesota.
- ▶ His 47 career multi-homer games are 12th most all-time...produced 5 homers in 3 games, April 29-May 1 at Toronto, the 4th time in Rangers history that had been accomplished.
- ▶ Had a season best 5 RBI on April 29 at Toronto and drove in 4 runs in a game on 3 occasions...had 18 RBI in a 9-game span, April 22-May 1, including 10 in 3-game series at Toronto, April 29-May 1.
- ▶ Was selected as A.L. co-player of the week for April 28-May 4...did not make an error in 108 total chances in the outfield and was tied for 6th in the league in outfield assists (10)...had a season high 9-game hitting streak, June 3-17.

2002

- ▶ Returned to the Rangers after a 2-year absence and appeared in just 70 games due to a season-long right thumb injury, starting 61 games in right and 7 as the designated hitter...played in his fewest games ever in a full Major League season.
- ▶ Despite the injuries, he became just the 34th player to ever hit 400 career home runs.
- ▶ Went 6-for-24 without an RBI in his 1st 7 games of the year...began to experience discomfort in his right thumb on April 4 and was placed on the disabled list on April 11 with torn muscle fibers in the thumb.
- ▶ Was activated on May 17, going 4-25 in his 1st 6 games back to lower his average to .217 through May 25...batted .342 (54-158) with 6 homers and 24 RBI in his next 39 contests, improving to .302 on July 12.
- ▶ Had a .200 (14-70) mark in final 18 games...was placed on the 15-day D.L. on Aug. 2 (retroactive to July 31) with a torn ligament in his right thumb and did not play again.
- ▶ Had a season high 12-game hitting streak, June 26-July 12 with a season high 3 hits on 3 occasions.
- ▶ Had a .358 (29-81) average versus lefthanders...batted .328 (21-64) with runners in scoring position and .307 (42-137) in Arlington.
- ▶ Had Texas' only hit, a leadoff double in the 8th, off Cory Lidle on July 19 at Oakland.
- ▶ Had a stretch of 7 straight 20-homer seasons ended in 2002...hit his 100th career homer at The Ballpark in Arlington on May 29 vs. Minnesota.
- ▶ Became the 34th player in Major League history to hit 400 homers with his blast off Jarrod Washburn on June 5 in Anaheim...also homered the following night against the Angels.

2001

- ▶ Started 119 games in right and 21 as DH in his lone season with Cleveland...led the American League in sacrifice flies (16), was 2nd in RBI (140) and also placed among the league leaders in slugging percentage (5th, .590), batting average (6th, .325), homers (9th, 35) and multi-hit games (t9th, 53).
- ▶ Topped the Indians in RBI and slugging percentage, was 2nd in average, at bats (532), total bases (314), hits (173), homers, and extra-base hits (70), and placed 3rd in games (140) and runs (97).
- ▶ Was selected as 1 of 3 outfielders on the A.L. All-Star team named by *The Sporting News* and was a 2nd team selection on *Baseball America's* Major League All-Star squad...was a member of A.L. Silver Slugger team for 6th time...was named as the Indians Player of the Year by *Baseball America* and finished 5th in BBWAA A.L. MVP voting.
- ▶ Hit .388 (40-103) with 9 homers and 32 RBI in the season's 1st 25 games through May 2...average was at .344, 2nd in the A.L. through Sept. 9 but hit just .130 (6-46) in final 13 games.
- ▶ Hit .368 (43-117) vs. lefthanders, 3rd-best in the A.L. and had a .335 (53-158) mark with runners in scoring position, 8th-highest in the league...batted .392 (31-79) as the DH, the highest average among A.L. players with 35 or more DH at bats.



2000

- ▶ Appeared in just 115 games with Detroit due to ankle and back injuries...had lowest average (.289) and homers (22) total since 1994.
- ▶ Finished 3rd on the Tigers in average, doubles (30), and HRs, and was 4th in RBI...started 66 games in right and 48 as the DH.
- ▶ Recorded his 1,500th career hit off Doug Davis on July 29 in Arlington...batted .444 in 13-game hitting streak from Aug. 8-21.

1999

- ▶ Was 2nd among Rangers in batting (career-high .326), runs (career-high 114), homers (39), RBI (128), total bases (338), extra-base hits (76) and slugging (.601).
- ▶ Finished 2nd in the Majors in sacrifice flies (12), tying a club record and ranking among A.L. leaders in RBI (5th), slugging percentage (4th), total bases (6th), homers (7th), extra-base hits (7th), batting average (9th) and runs (10th).
- ▶ Also had a career-high 51 walks...hit .376 in his final 38 games...hit .486 with 5 homers and 12 RBI in last his 10 contests.
- ▶ Tied the Major League record with 3 sacrifice flies on July 3 vs. Seattle, the 10th time it had been accomplished.

1998

- ▶ Won his 2nd BBWAA A.L. Most Valuable Player Award, finishing 2nd in the Majors in RBI (157) and extra-base hits (97)...led the A.L. in RBI and doubles (50), ranked 2nd in extra-base hits and slugging percentage (.630) and was among the leaders in sacrifice flies (t3rd, 11), home runs (t4th, 45), total bases (4th, 382), hits (6th, 193), multi-hit games (t5th, 58), and batting average (10th, .318).
- ▶ Set Ranger club records for RBI, doubles, extra-base hits, and total bases, the latter surpassed by Alex Rodriguez in 2001 (393).
- ▶ Produced the 5th season ever of at least 50 doubles and 40 home runs...started 115 games in right and 36 as the DH...was named as the A.L.'s Most Valuable Player by *USA Today* and *USA Today Baseball Weekly* and was the Rangers Player of the Year.
- ▶ Was selected to the Major League All-Star teams selected by the Associated Press (OF) and *Baseball America* (DH) and *The Sporting News* (OF)...was named to the A.L. Silver Slugger Award team for the 5th time, his 3rd consecutive year.
- ▶ Shared Rangers Player-of-the-Month honors with Ivan Rodriguez in April and won the award outright in May...named the American League Player of the Week, Aug. 31-Sept. 6...received 21 of 28 1st place MVP votes and 7 2nd place votes for 357 total points to defeat Boston's Nomar Garciaparra, who had 5 1st place votes and 232 points.
- ▶ Became the 1st native of Latin America to ever win multiple MVP awards since the award was instituted in 1931...was the 16th player to capture 2 MVPs in a 3-year span.

1997

- ▶ Ranked 3rd in the A.L. in home runs (42) and RBI (131) despite missing 29 games due to injuries...was 4th in slugging (.589), 6th in total bases (314), tied for 7th in sacrifice flies (10) and 10th in extra-base hits (69).
- ▶ Was named the Rangers Player of the Year...topped the Rangers in homers, RBI, slugging percentage and sac flies...was 2nd in total bases, 3rd in average (.296) and hits (158) and placed 4th in runs (87).
- ▶ Started 69 games as designated hitter and 64 in right field...was activated on May 2 after missing the 1st 24 games with a torn ligament in his left thumb.
- ▶ Earned American League Player-of-the-Month honors in September (.337, 10 HR, 26 RBI) and was the Rangers Player of the Month in both August and September.
- ▶ Was selected to *Baseball America's* American League All-Star Team...batted .282 (78-277) with 23 homers and 67 RBI as DH, tying for 2nd in HRs and ranking 4th in RBI among A.L. designated hitters.

JUAN GONZALEZ 10 OR MORE HOME RUNS IN ONE MONTH (11 times)

15	July, 1996
12	August, 1992
11	June, 1992
11	June, 1996
10	June, 1999
10	May, 1999
10	May, 1998
10	September, 1997
10	August, 1997
10	August, 1993
10	July, 1993



1996

- ▶ Was selected as BBWAA A.L. Most Valuable Player and won his 3rd Rangers Player of the Year Award...despite missing 28 games due to injuries, he ranked among the A.L. leaders in RBI (2nd, 144), slugging percentage (2nd, .643), extra-base hits (4th, 82), home runs (5th, 47), total bases (5th, 348) and batting average (15th, .314).
- ▶ Topped the Rangers in all of the above categories except batting average (2nd) and ranked 3rd in doubles (33) while establishing club records for RBI, slugging percentage, total bases and extra-base hits.
- ▶ Was selected to the Associated Press Major League All-Star Team and *The Sporting News* A.L. All-Star squad at season's end.
- ▶ Was named as the Puerto Rico Pro Athlete of the Year by Associated Press and the DFW Metroplex Pro Athlete of the Year by the Dallas All Sports Association...was selected as the American League Player of the Month in July, leading the Majors in batting (.407), homers (15), RBI (38), slugging percentage (.917) and total bases (99).
- ▶ Was the A.L. Player of the Week for July 29-Aug. 4...was selected as the Rangers Player of the Month for both July and August...had a pair of 21-game hitting streaks, June 25-July 19 and Aug. 8-31, matching the 3rd-longest hitting streaks in team history with Mickey Rivers (1980), being the only other Ranger with 2 20-game hitting streaks in the same season.
- ▶ Was 5-for-5 on July 30 vs. the New York Mets, a career-best and tying the club record for hits in a game.
- ▶ Was a member of the Major League Baseball All-Star Team that traveled to Japan for an 8-game exhibition series in November, batting .500 (10-20) with 1 homer and 3 RBI in 7 games...played for San Juan in the Puerto Rican League, batting .273 with 4 homers and 13 RBI in 23 games.
- ▶ Earned A.L. MVP honors by a 3-point margin over Seattle's Alex Rodriguez in matching the 2nd closest A.L. MVP race in BBWAA history...received 11 of 28 1st place votes and totaled 290 points...Rodriguez was 1st on 10 ballots and finished with 287 points...the only closer MVP races in the A.L. occurred in 1947 (Joe DiMaggio over Ted Williams, 202-201) and in 1960 (Roger Maris over Mickey Mantle, 225-222)...there have been 2 closer MVP races in the N.L., in 1979 (tie between Keith Hernandez and Willie Stargell) and in 1944 (Marty Marion over Bill Nicholson, 190-189).

1995

- ▶ Finished 2nd on the Rangers in homers (27) and RBI (82), despite playing in only 90 games due to injuries...started 83 games as the designated hitter and 5 contests in left...hit .353 (36-102) with 8 homers and 26 RBI in his final 26 games.
- ▶ Was selected as the A.L. Player of the Week for 1st time in career, Sept. 4-10, batting .423 (11-26) with 3 homers and 8 RBI in 7 games...batted .300 (100-333) with 27 homers and 78 RBI as the DH...was 2nd among DHs in homers and slugging percentage (.610).

1994

- ▶ After leading the Majors in home runs in 1992 and 1993, dropped to 19 homers, tied for 2nd on the club...was also 2nd on the Rangers in at bats (422), total bases (199) and RBI (85)...his 85 RBI was tied for 10th-most in the American League...started 105 games, all in left field...played winter ball at Caguas.

1993

- ▶ In addition to tying for the Major League home run lead, Gonzalez topped the A.L. in slugging percentage (.632), ranked 2nd in total bases (339) and extra-base hits (80-tied) and placed among the leaders in hit by pitch (3rd, 13), RBI (4th, 118), runs (11th, 105), and batting (12th, .310).
- ▶ Established Ranger club records at the time for homers, slugging, extra-base hits and hit by pitch and had the 2nd-most RBI and total bases...topped the club in average, total bases, homers, RBI, slugging and game-winning RBI (14) while finishing 2nd in at bats (536), runs, hits (166), doubles (33) and on-base percentage (.368).



- ▶ Was just the 2nd player to ever win the Rangers' triple crown (leading in average, home runs and RBI), joining OF Jeff Burroughs in 1974...played in just 140 games due to assorted injuries...hit .274 with 6 homers and 23 RBI in 31 games for Santurce in the Puerto Rican Winter League.
- ▶ Finished 4th in the BBWAA's A.L. Most Valuable Player balloting...was selected as an outfielder on the postseason Major League All-Star team selected by the Associated Press and A.L. All-Star squads chosen by *The Sporting News* and United Press International.
- ▶ Won his 2nd consecutive Baltimore Topps In Sports Babe Ruth Crown as baseball's top slugger, sharing the honor with Barry Bonds...received the Buck Canel Award as Latin American Player of the Year by New York BBWAA.

1992

- ▶ Led the Majors in homers (43) and ranked among the A.L. leaders in total bases (3rd, 309), extra-base hits (4th, 69), slugging percentage (5th, .529), and RBI (7th, 109), leading Texas in each of those categories as well as game-winning RBI (16).
- ▶ Was the Rangers' Player of the Year and was named the Pro Athlete of the Year by the Dallas All Sports Association...played for Santurce in Puerto Rico and was league's most valuable player, hitting .333 with league-best 7 homers and 14 RBI in just 21 games.

1991

- ▶ Led the Rangers in homers (27) and was 2nd in RBI (102, 7th in A.L.)...tied for 2nd in the A.L. in road homers (20) and tied for 3rd in RBI (62).
- ▶ Hit .303 in the 1st half, but just .233 after the All-Star break.

1990

- ▶ Had an outstanding year at Oklahoma City, winning the American Association's Most Valuable Player and Rookie of the Year Awards and Rangers Minor League Player of the Year honors.
- ▶ Was named to Topps/National Association and *Baseball America* AAA All-Star Teams...led the league in homers (29), RBI (101) and total bases (252)...was 4th in doubles (29) and slugging percentage (.508) and placed 6th in runs (78)...overall, was 2nd among all AAA players in both homers and RBI.
- ▶ Was the Topps/National Association A.A. Player of the Month in June and the league's MVP in the triple-A all-star game...was recalled by Texas on Aug. 29 and started 14 games in the outfield and 8 at DH...hit .329 after going hitless in 1st 11 at bats...missed the last 7 games with back problems.

1989

- ▶ Led the Texas League in total bases (254) and ranked among the leaders in at bats (2nd, 502), games (2nd, 133), doubles (3rd, 30), homers (3rd, 21), hits (4th, 147), slugging percentage (4th, .506), RBI (6th, 85), and batting (13th, .293).
- ▶ Was selected to Texas League's post-season all-star team and played in the loop's all-star game...had contract purchased by Texas on Sept. 1 and started 19 of the club's final 31 games in center field.
- ▶ Singled off Minnesota's Shane Rawley on Sept. 4 for his 1st big league hit with his 1st homer off Seattle's Scott Bankhead on Sept. 18...played winter ball at Caguas and finished 2nd in the Puerto Rican League in homers (9) and RBI (34)...earned league all-star honors.

Minor League Notes

- ▶ Was 3rd at Charlotte in homers (8) and RBI (43) in 1988, despite playing in just 77 games...tore cartilage in left knee on April 20 and required arthroscopic surgery on April 29...returned to action on June 17...played in the Florida Instructional League and for Ponce in Puerto Rico.
- ▶ In 1987, led Gastonia in RBI (74), tied for 1st in homers (14), and was 2nd in at bats (509), runs (69), and hits (135)...played in the South Atlantic League All-Star game.
- ▶ In 1986, topped the Gulf Coast League in at bats (233) and tied for 3rd in RBI (36).

Miscellaneous Notes

- ▶ **Juan Alberto Gonzalez Vazquez** is nicknamed Igor...his hobbies are basketball and physical fitness.
- ▶ Has been active in the community throughout his career...was selected as the 1997 Texas Rangers Roberto Clemente Man of the Year for community achievement...donated \$50,000 towards the building of a youth ballpark in Southeast Dallas in 1998...purchased Rangers tickets for use by underprivileged youngsters in the Dallas-Fort Worth Metroplex from 1995-99 while making contribution for every RBI to Literacy Instruction for Texas from 1997-99.
- ▶ Was also the recipient of the 1997 Hispanic Heritage Achievement Award from the Fort Worth Hispanic Chamber of Commerce...is also very involved in charity activities in Puerto Rico during the off-season...donated \$25,000 to help victims of Hurricane Georges and participated in the Puerto Rican relief effort in fall of 1998...also made \$25,000 contribution to Cleveland Indians Charities after signing with club in January, 2001.
- ▶ Played baseball at Vega Baja High School and graduated in 1987...also participated in Little League, Babe Ruth League and American Legion programs...signed with Texas at age 16 in 1986.
- ▶ Has 3 children, Juan Igor, Alberto, and Gabriela Marie.

Gonzalez' Career Statistics

Year	Club	AVG	G	AB	R	H	2B	3B	HR	RBI	SH	SF	HP	BB	SO	SB	CS	E
1986	Rangers	.240	60	*233	24	56	4	1	0	36	1	3	1	21	57	7	5	6
1987	Gastonia	.265	127	509	69	135	21	2	14	74	1	4	5	30	92	9	4	12
1988	Charlotte	.256	77	277	25	71	14	3	8	43	0	2	4	25	64	5	2	4
1989	Tulsa	.293	133	502	73	147	30	7	21	65	1	4	9	31	98	1	8	9
	TEXAS	.150	24	60	6	9	3	0	1	7	2	0	0	6	17	0	0	2
1990	Oklahoma City	.258	128	496	78	128	29	4	*29	*101	0	8	1	32	109	2	2	8
	TEXAS	.289	25	90	11	26	7	1	4	12	0	1	2	2	18	0	1	0
1991	TEXAS	.264	142	545	78	144	34	1	27	102	0	3	5	42	118	4	4	6
1992	TEXAS	.260	155	584	77	152	24	2	*43	109	0	8	5	35	143	0	1	10
1993	TEXAS	.310	140	536	105	166	33	1	*46	118	0	1	13	37	99	4	1	4
1994	TEXAS	.275	107	422	57	116	18	4	19	85	0	4	7	30	66	6	4	2
1995	TEXAS	.295	90	352	57	104	20	2	27	82	0	5	0	17	66	0	0	0
1996	TEXAS	.314	134	541	89	170	33	2	47	144	0	3	3	45	82	2	0	2
1997	TEXAS	.296	133	533	87	158	24	3	42	131	0	10	3	33	107	0	0	4
1998	TEXAS	.318	154	606	110	193	*50	2	45	*157	0	11	6	46	126	2	1	4
1999	TEXAS	.326	144	562	114	183	36	1	39	128	0	12	4	51	105	3	3	4
2000	DETROIT	.289	115	461	69	133	30	2	22	67	0	1	2	32	84	1	2	1
2001	CLEVELAND	.325	140	532	97	173	34	1	35	140	0	*16	6	41	94	1	0	3
2002	TEXAS	.282	70	277	38	78	21	1	8	35	0	1	1	17	56	2	0	1
2003	TEXAS	.294	82	327	49	96	17	1	24	70	0	1	4	14	73	1	1	0
Major League Totals		.296	1655	6428	1044	1901	384	24	429	1387	2	77	61	448	254	26	18	43
Minor League Totals		.266	525	2017	269	537	98	17	72	339	3	21	20	139	420	24	21	39
* Led League																		

- 1986 Signed as non-drafted free agent by the Texas Rangers, May 30.
- 1999 Traded by the Texas Rangers with C Greg Zaun and RHP Danny Patterson to the Detroit Tigers for LHP Justin Thompson, RHP Francisco Cordero, OF Gabe Kapler, C Bill Haselman, LHP Alan Webb and 2B Frank Catalanotto, Nov. 2.
- 2001 Signed by the Cleveland Indians as a Major League free agent, March 1.
- 2003 Signed by the Texas Rangers as a Major League free agent, Feb. 6.
- 2004 Signed by the Kansas City Royals as a Major League free agent, Jan. 6.

Gonzalez' All-Star Game Record

Year	Club, Site	AVG	G	AB	R	H	2B	3B	HR	RBI	SH	SF	HP	BB	SO	SB	CS	E
1993	A.L., Bal.	.000	1	1	0	0	0	0	0	0	0	0	0	1	1	0	0	0
1998	A.L., Col.	.000	1	3	0	0	0	0	0	1	0	0	1	0	0	1	0	0
2001	A.L., Sea.	.000	1	1	0	0	0	0	0	0	0	0	0	0	0	0	0	0
All-Star Totals		.000	3	5	0	0	0	0	0	1	0	1	0	1	2	0	0	0

Gonzalez' Division Series Record

Year	Club	AVG	G	AB	R	H	2B	3B	HR	RBI	SH	SF	HP	BB	SO	SB	CS	E
1996	Tex. vs. NY	.438	4	16	5	7	0	0	5	9	0	0	0	3	2	0	0	0
1998	Tex. vs. NY	.083	3	12	1	1	1	0	0	0	0	0	0	0	3	0	0	0
1999	Tex. vs. NY	.182	3	11	1	2	0	0	1	1	0	0	0	1	3	0	0	0
2001	Cle. vs. Sea.	.348	5	23	4	8	3	0	2	5	0	0	0	0	7	0	0	0
LDS Totals		.290	15	62	11	18	4	0	8	15	0	0	0	4	15	0	0	0

Gonzalez' Career Fielding

POSITION	PCT.	G	PO	A	E	TC	DP
Left Field	.986	366	675	19	10	704	1
Center Field	.979	252	594	11	13	608	1
Right Field	.985	731	1284	58	20	1362	13



Gonzalez' 2003 and Career Breakdown

CAREER

vs. American League	Avg.	AB	H	HR	RBI	Avg.	AB	H	HR	RBI
vs. Anaheim	.294	34	10	1	4	.310	546	169	36	120
Baltimore	.200	25	5	1	2	.285	411	117	28	88
Boston	.500	24	12	3	12	.295	434	128	33	104
Chicago	-	-	-	-	-	.293	437	128	32	95
Cleveland	.217	23	5	0	1	.300	413	124	37	102
Detroit	-	-	-	-	-	.322	435	140	22	107
Kansas City	.273	11	3	0	1	.305	509	155	35	109
Minnesota	.250	12	3	3	6	.296	538	159	37	110
New York	.154	26	4	1	2	.277	433	120	25	89
Oakland	.171	35	6	1	3	.277	502	139	35	99
Seattle	.237	38	9	4	9	.294	523	154	35	112
Tampa Bay	.407	27	11	2	5	.316	155	49	8	30
Texas	-	-	-	-	-	.385	65	25	3	18
Toronto	.458	24	11	6	11	.274	409	112	26	71
vs. National League	Avg.	AB	H	HR	RBI	Avg.	AB	H	HR	RBI
Arizona	-	-	-	-	-	.341	41	14	3	12
Atlanta	.286	14	4	1	6	.321	28	9	1	8
Chicago	-	-	-	-	-	.308	13	4	0	1
Cincinnati	-	-	-	-	-	.308	26	8	2	4
Colorado	-	-	-	-	-	.300	40	12	4	11
Florida	.667	9	6	0	2	.667	9	6	0	2
Houston	.273	11	3	0	2	.359	39	14	0	8
Los Angeles	-	-	-	-	-	.333	39	13	3	6
Milwaukee	-	-	-	-	-	.261	253	66	17	51
Montreal	.286	14	4	1	4	.286	14	4	1	4
New York	-	-	-	-	-	-	-	-	-	-
Philadelphia	-	-	-	-	-	-	-	-	-	-
Pittsburgh	-	-	-	-	-	.276	29	8	1	5
St. Louis	-	-	-	-	-	.368	19	7	1	6
San Diego	-	-	-	-	-	.267	30	8	2	7
San Francisco	-	-	-	-	-	.237	38	9	2	8
Monthly	Avg.	AB	H	HR	RBI	Avg.	AB	H	HR	RBI
March	.600	5	3	1	2	.444	9	4	1	3
April	.262	103	27	8	22	.299	836	250	51	185
May	.290	107	31	7	13	.294	1049	308	66	221
June	.305	59	18	2	15	.291	1275	371	86	280
July	.321	53	17	6	18	.303	1111	337	83	265
August	-	-	-	-	-	.305	1056	322	79	237
September	-	-	-	-	-	.286	1028	294	59	184
October	-	-	-	-	-	.234	64	15	4	12
Situational Hitting	Avg.	AB	H	HR	RBI	Avg.	AB	H	HR	RBI
Home	.293	157	46	11	30	.302	3115	940	196	660
Road	.294	170	50	13	40	.290	3313	961	233	727
Day	.274	84	23	3	10	.288	1429	411	81	294
Night	.300	243	73	21	60	.298	4999	1490	348	1093
Natural Grass	.275	284	78	16	51	.298	5524	1648	367	1203
Artificial Turf	.419	43	18	8	19	.280	904	253	62	184
Before ASG	.288	319	92	23	66	.296	3547	1051	236	792
After ASG	.500	8	4	1	4	.295	2881	850	193	595
vs. LHP	.273	99	27	4	8	.321	1625	522	119	352
vs. RHP	.303	228	69	20	62	.287	4803	1379	310	1035
with RISP	.256	90	23	10	50	.292	1890	552	116	924
Bases Loaded	.333	9	3	0	8	.335	164	55	8	167
Pinch Hitter	.000	0	0	0	0	.150	20	3	1	6
Desig. Hitter	.272	103	28	8	20	.298	1462	436	104	328

Gonzalez' Career by Ballpark

Ballpark	AVG	AB	H	HR	RBI	Ballpark	AVG	AB	H	HR	RBI
Edison Field	.331	257	85	24	68	Arlington Stadium	.284	913	259	54	161
Memorial Stadium	.333	18	6	2	5	Ballpark in Arlington	.314	1772	556	114	404
Camden Yards	.277	191	53	15	44	SkyDome	.275	236	65	16	46
Fenway Park	.297	249	74	20	62	Bank One Ballpark	.476	21	10	2	7
U.S. Cellular Field	.278	212	59	13	43	Turner Field	.286	14	4	1	6
Clev. Municipal Stadium	.259	58	15	7	17	Wrigley Field	.308	13	4	0	1
Jacobs Field	.330	397	131	34	110	Cinergy Field	.364	11	4	2	3
Tiger Stadium	.309	204	63	10	46	Coors Field	.261	23	6	3	9
Comerica Park	.264	258	68	9	38	Minute Maid Park	.357	28	10	0	6
Kauffman Stadium	.331	245	81	22	64	Dodger Stadium	.316	19	6	2	3
Metrodome	.267	262	70	16	48	County Stadium	.303	122	37	11	29
Yankee Stadium	.225	213	48	10	37	PNC Park	.286	21	6	1	4
Network Associates Col.	.268	276	74	17	47	Three Rivers Stadium	.250	8	2	0	1
Kingdome	.289	218	63	14	45	Qualcomm Stadium	.214	14	3	1	2
SafeCo Field	.261	46	12	2	8	3Com Park	.182	22	4	1	3
Tropicana Field	.260	73	19	5	16	H.Bithorn Stadium, P.R.	.286	14	4	1	4



RUBEN GOTAY

INFIELDER
(NON-ROSTER)



71

Height, Weight:
5-11, 160

Bats/Throws:
Switch/Right

Resides:
Fajardo,
Puerto Rico

Birthdate (Age):
Dec. 25, 1982 (21)

Birthplace:
Rio Piedras,
Puerto Rico

Acquired:
Selected in the 31st round
of the 2001 June Free
Agent Draft

Contract Status:
Signed through 2004

M.L. Service:
0 days (Rookie)

2003

- ▶ Spent the entire season with Wilmington (A) where he hit .261 with 31 doubles, 2 triples and 9 home runs in 134 games....also drove in 72 runs and notched 8 stolen bases.
- ▶ Led Wilmington in hits with 131...was tied for the 2nd-most RBI on the club in 2003, while ranking 5th in the Carolina League in doubles.
- ▶ Was named Wilmington's Player of the Month for August after hitting .302 with 9 extra base hits and 9 RBI in 27 games.
- ▶ Turned in a career day, going 5-for-5 with a walk, 2 runs and 2 RBI vs. Fresno on June 17.
- ▶ Finished the season on a high note, batting .302 (29-96) in the month of August.
- ▶ Batted .275 (97-353) off right-handed pitchers and hit at a .274 clip (72-263) away from home.

Minor League Notes

- ▶ Was selected by the Royals in 31st round of 2001 June Free Agent Draft...signed by Johnny Ramos.
- ▶ Was 6th in the Gulf Coast League in hitting in 2001.
- ▶ Batted .285 and led Burlington with 87 runs, 42 doubles and 83 RBI in 2002...also drew a team-high 73 walks.
- ▶ Was named to the Midwest League's midseason All-Star team and ranked among the league leaders in doubles (1st), extra-base hits (1st, 60) and runs (5th).

Miscellaneous Notes

- ▶ Graduated from Dr. Santiago Veue Calzada (Fajardo, PR) High, 1999...attended Indian Hills (Centerville, Iowa) Community College, where his team competed in the regional tournament.

Year	Club	AVG	G	AB	R	H	2B	3B	HR	RBI	SH	SF	HP	BB	SO	SB	CS	E
2001	Gulf Coast	.315	52	184	29	58	15	1	3	19	2	1	9	26	22	5	6	13
2002	Burlington	.285	133	509	87	145	*42	9	9	83	4	9	8	73	110	5	4	17
2003	Wilmington	.261	134	502	68	131	31	2	9	72	4	9	7	60	97	8	1	16
Minor League Totals		.279	319	1195	184	334	88	12	21	174	10	19	24	159	229	18	11	46

2001 Selected by the Kansas City Royals in the 31st round of the June Free Agent Draft...signed by Johnny Ramos.



14

TONY GRAFFANINO

INFIELDER



Height, Weight:
6-1, 190

Bats/Throws:
Right/Right

Resides:
Wilmington, Del.

Birthdate (Age):
June 6, 1972 (31)

Birthplace:
Amityville, N.Y.

Acquired:
Signed as a Major League
Free Agent, Dec. 16, 2003

Contract Status:
Signed through 2005

M.L. Service:
6 years, 125 days

2003

- ▶ Bounced back from season-ending knee injury in 2002 (Aug. 25) to establish career highs with 65 hits, 15 doubles and 8 stolen bases for the White Sox...hit 7 home runs, 1 short of his career-best set with Atlanta in 1997.
- ▶ Batted .275 (30-109) in the 2nd half, compared to .248 (35-141) before the break.
- ▶ Appeared in 90 games with 60 starts...made 26 starts at shortstop, 22 at 2nd base and 12 at 3rd...the White Sox were 32-26 in his starts, including 14-8 when starting at 2nd.
- ▶ Compiled a .977 (3 errors, 133 chances) fielding percentage at 2nd, .968 (4 errors, 125 chances) at short and .958 (1 error, 24 chances) at 3rd base.
- ▶ Hit .303 (50-165) vs. left-handers and .176 (15-85) vs. right-handers...hit .280 (44-157) at night and .226 (21-93) during the day.
- ▶ Recorded 16 multi-hit games, including a season-high 3 hits on 5 occasions (last on July 29 at Kansas City)...was 8-for-8 in stolen-base attempts.
- ▶ Led off 37 times, (White Sox were 22-15) hitting .274 (40-146) with a .352 on-base percentage.
- ▶ Batted .354 (17-48) with 3 homers and 8 RBI in July...was 14-for-31 with 4 doubles, a triple, 3 home runs and 8 RBI in 10 games from July 13-31.
- ▶ Drove in a season-high 3 runs on July 13 at Cleveland and July 19 vs. Detroit...hit .412 (12-32) vs. Detroit and .333 (10-30) vs. Kansas City.
- ▶ Was the White Sox most frequently used pinch-hitter, going 3-for-15 (.200) with 1 HR and 3 RBI...hit his 2nd career pinch-hit homer on July 19 vs. Detroit, a 3-run shot off Nate Cornejo that gave the Sox a 4-2 lead.
- ▶ Was 3-for-5 with a double, 2 RBI and 3 runs scored on June 8 at Los Angeles...reached base 6 times on May 7 at Oakland, going 2-for-2 with a double, stolen base and career-high 4 walks.
- ▶ Homered 3 times in 8 games from April 12-29...was 3-for-5 in his 1st start on April 2 at Kansas City.

Graffanino's Career Bests

Season:		
Avg	.303	2001
Hits	65	2003
HR	8	1997
RBI	31	2002
SB	8	2003
Hit Streak	10	1999

Game Highs:

Hits	4 - Twice
	Last: vs. Tex, 5/14/02
Home Runs	2 - vs. Tex, 5/14/02
RBI	6 - vs. Tex, 5/14/02
Grand Slams	1 - vs. Sea, 8/9/00



2002

- ▶ Played in 70 games for Chicago before his season ended on Aug. 25 vs. Tampa Bay when he tore the anterior cruciate ligament in his right knee...was placed on the 15-day D.L. on Aug. 25 and underwent surgery on Sept. 9 in Wilmington, Del.
- ▶ Set career highs in runs scored (35) and RBI (31) and tied his career high with four triples.
- ▶ Made 32 starts at 3rd base, 17 at 2nd and 6 at shortstop...hit .285 (45-158) with 4 home runs and 27 RBI in the 1st half and .211 (15-71) with 2 homers and 4 RBI after the break.
- ▶ Batted .314 (16-51) with runners in scoring position...hit .291 (30-103) at home compared to .238 (30-126) on the road...batted .288 (36-125) with 8 doubles, 3 triples, 4 home runs and 21 RBI in the No. 2 spot in the order.
- ▶ Went 4-for-4 with 2 home runs and 6 RBI on May 14 vs. Texas...his 2 home runs and 6 RBI were career highs and 4 hits matched his career-best...homered in consecutive games for the 3rd time in his career on May 12-14.
- ▶ Hit a game-winning single on June 12 vs. the Mets...drove in a career-high 12 runs in June.

2001

- ▶ Appeared in 74 games with 14 starts at 2nd base and 12 at 3rd...would have led the team in average (.303) and on-base percentage (.370) with the required plate appearances.
- ▶ Batted .262 (22-84) in the 1st half and .361 (22-61) after the break...hit .319 (15-47) vs. right-handers and .296 (29-98) vs. lefties...hit .247 (19-77) at home and .368 (25-68) on the road.
- ▶ Was 5-for-13 (.385) as a pinch-hitter...hit his 2nd career pinch homer on June 23 at Baltimore, a 2-run shot off John Parrish...hit .452 (14-31) in August.
- ▶ Drove in game-winning runs in back-to-back games on Sept. 21-22 vs. Kansas City...compiled an 8-game hitting streak (.452, 14-31) from Aug. 1-23...made his 1st career appearance in the outfield (left) on June 3 vs. Detroit.

2000

- ▶ Made 19 starts at shortstop, 12 at 2nd base and 4 at 3rd after being acquired by the White Sox from Tampa Bay on May 31 in return for pitcher Tanyon Sturtze.
- ▶ Contract was purchased from Class AAA Durham on June 3...made his White Sox debut that day at Houston as a late-inning defensive replacement...hit .343 (23-67) in the 1st half, including a .368 (14-38) mark in June, but just .228 (23-101) after the break.
- ▶ Was 9-for-16 (.563) vs. Cleveland and 6-for-13 (.462) vs. the Yankees...went 2-for-6 with a double in his 1st start on June 6 at Cincinnati...went 3-for-3 with 3 runs scored on June 25 vs. New York.
- ▶ Hit his 1st career grand slam and matched a career high with 4 RBI (2nd time) on Aug. 9 vs. Seattle...appeared in 1 game of the ALDS vs. the Mariners...was designated for assignment by the Devil Rays at the end of April despite hitting .300 (6-20).

1999

- ▶ Split time between Tampa Bay and Class AAA Durham...was released by Atlanta on April 2 and signed a minor league contract with Tampa Bay on April 9.
- ▶ Contract was purchased on July 30...homered in 1st game with Devil Rays on Aug. 1 at Oakland...ended the season on a career-best 10-game hitting streak (.447, 17-38).
- ▶ Started 17 games at shortstop and 17 at 2nd base...ranked 3rd on the team with 4 triples.



1998

- ▶ Spent 2nd full season with Atlanta, making 68 starts at 2nd base...hit .354 (17-48) in July...set career highs with 4 RBI on July 29 at Cincinnati and 4 hits on July 19 vs. Milwaukee.
- ▶ Appeared in 1 game of the NLDS vs. the Cubs, reaching on an error as a pinch hitter in the 10th inning of Game 2...the play advanced Walt Weiss to 2nd base, before Weiss later scored the winning run...appeared in 4 games of the NLCS vs. San Diego (started Games 3 and 6), going 1-3 with a double and RBI.

1997

- ▶ Became Atlanta's starting 2nd baseman when Mark Lemke suffered a torn ligament in his ankle on Aug. 20...started 46 games, hitting .250 with 7 home runs and 18 RBI.
- ▶ Homered in back-to-back starts on June 22 at Philadelphia and June 26 vs. the Phillies...also homered in consecutive games on Aug. 26-27.
- ▶ Appeared in 3 games of the NLDS vs. Houston (0-3) and was 2-for-8 in 3 games (2 starts) of the NLCS vs. Florida.

1996

- ▶ Was recalled by Atlanta from Class AAA Richmond on April 19 after Mike Mordecai went on the D.L...had 3 stints with the Braves.
- ▶ Was hit by San Diego's Joey Hamilton in his 1st Major League plate appearance on April 19, then singled off Hamilton in 1st official at-bat the following inning.
- ▶ Was optioned to Richmond on May 4...also was with the Braves from May 24 to June 12 and Sept. 3 through the rest of the season.

Minor League Notes

- ▶ Was assigned to Richmond following spring training in 1995...was placed on the Disabled List on July 3 with a lower back strain and missed the rest of the season.
- ▶ Tied for 6th in the Southern League with a .300 average at Class AA Greenville in 1994...went 2-2 in the SL All-Star Game...was 5-17 (.294) in the SL playoffs.
- ▶ Was named 1993 Class A Durham Player of the Year after leading the club in 9 offensive categories, including home runs (15) and RBI (69)...was named to the Carolina League All-Star Team...led CL 2nd basemen with a .968 fielding percentage...collected 10 total bases on July 19.
- ▶ Played at Class A Macon in 1992, reaching double figures in home runs (10) for 1 of 2 times in his professional career.
- ▶ Was named 1991 Idaho Falls Player of the Year after ranking 4th in the Pioneer League in hits (95) and 5th in total bases (131) while hitting .347...was named to the PL postseason All-Star Team...collected 5 hits on July 13 vs. Medicine Hat.
- ▶ Made pro debut at Rookie Pulaski in 1990...was selected by the Braves in the 9th round of the June draft.

Miscellaneous Notes

- ▶ Full name is **Anthony Joseph Graffanino**...he and his wife Nicole have 2 children, A.J. and Nicholas...graduated in 1990 from East Islip (N.Y.) High School, where he played baseball all 4 years.
- ▶ Has been very active in the community during his career...in 2002 alone, he coordinated and led baseball clinics for boys and girls from Mercy Home at U.S. Cellular Field and signed autographs at the James R. Thompson Center to promote the need for organ donors.
- ▶ Also established relationships with children from Mercy Home for Boys and Girls, focusing on the importance of spirituality in everyday life...he and his wife, Nicole, collected toys during the White Sox and Cubs wives toy drive that benefitted Feed The Children.



Graffanino's Career Statistics

Year	Club	AVG	G	AB	R	H	2B	3B	HR	RBI	SH	SF	HP	BB	SO	SB	CS	E
1990	Pulaski	.206	42	131	23	27	5	1	0	11	1	1	2	2	17	6	3	24
1991	Idaho Falls	.347	66	274	53	95	16	4	4	56	2	2	3	27	37	19	4	29
1992	Macon	.240	112	400	50	96	15	6	10	31	4	4	8	50	81	9	6	17
1993	Durham	.275	123	459	78	126	30	5	15	69	2	4	4	45	78	24	11	15
1994	Greenville	.300	124	440	66	132	28	3	7	52	7	3	2	50	53	29	7	14
1995	Richmond	.190	50	179	20	34	6	0	4	17	1	2	1	15	49	2	2	4
1996	Richmond	.283	96	353	57	100	29	2	7	33	5	1	3	34	72	11	7	10
	ATLANTA	.174	22	46	7	8	1	1	0	2	0	1	1	4	13	0	0	2
1997	ATLANTA	.258	104	186	33	48	9	1	8	20	3	5	1	26	46	6	4	5
1998	ATLANTA	.211	105	289	32	61	14	1	5	22	1	1	2	24	68	1	4	11
1999	Durham	.313	87	345	66	108	25	6	9	58	3	5	3	37	46	16	9	1
	TAMPA BAY	.315	39	130	20	41	9	4	2	19	2	0	1	9	22	3	2	5
2000	TAMPA BAY	.300	13	20	8	6	1	0	0	1	0	0	1	1	2	0	0	0
	Durham	.286	10	35	9	10	3	0	2	6	0	0	0	7	8	2	0	0
	CHICAGO (AL)	.270	57	148	25	40	5	1	2	16	1	1	1	21	25	7	4	6
2001	CHICAGO (AL)	.303	74	145	23	44	9	0	2	15	4	3	1	16	29	4	1	7
2002	CHICAGO (AL)	.262	70	229	35	60	12	4	6	31	4	2	2	22	38	2	1	10
2003	CHICAGO (AL)	.260	90	250	51	65	15	3	7	23	3	1	3	24	37	8	0	8
Minor League Totals		.278	710	2616	422	728	157	27	58	333	25	22	26	267	444	118	49	114
A.L. Totals		.278	343	922	162	256	51	12	19	105	14	7	9	98	153	24	8	36
N.L. Totals		.225	231	521	72	117	24	3	13	44	4	7	4	54	127	7	8	18
Major League Totals		.258	574	1443	234	373	75	15	32	149	18	14	13	147	280	31	16	54

1990 Selected by the Atlanta Braves in the 9th round of the June Free Agent Draft.

1999 Signed by the Tampa Bay Devil Rays as a free agent, April 9.

2000 Traded by the Tampa Bay Devil Rays to the Chicago White Sox for pitcher Tanyon Sturtze, May 31.

2003 Signed by the Kansas City Royals as a Major League free agent, Dec. 16

Graffanino's Division Series Record

Year	Club	AVG	G	AB	R	H	2B	3B	HR	RBI	SH	SF	HB	BB	SO	SB	CS	E
1997	Atl. vs. Hou.	.000	3	3	0	0	0	0	0	0	0	0	0	2	1	0	0	0
1998	Atl. vs. Cin.	.000	1	0	0	0	0	0	0	0	0	0	0	0	0	0	0	0
2000	Sox vs. Sea.	.000	1	0	0	0	0	0	0	0	0	0	0	0	0	0	0	0
LDS Totals		.000	5	3	0	0	0	0	0	0	0	0	0	2	1	0	0	0

Graffanino's League Championship Series Record

Year	Club	AVG	G	AB	R	H	2B	3B	HR	RBI	SH	SF	HB	BB	SO	SB	CS	E
1997	Atl. vs. Fla.	.250	3	8	1	2	1	0	0	0	0	0	0	0	3	0	0	0
1998	Atl. vs. S.D.	.333	4	3	1	1	1	0	0	1	0	0	0	2	1	0	0	0
LCS Totals		.273	7	11	2	3	2	0	0	1	0	0	0	2	4	0	0	0

Graffanino's Career Fielding

POSITION	PCT.	G	PO	A	E	TC	DP
1st Base	1.000	4	10	0	0	10	1
2nd Base	.975	302	446	763	31	1240	161
3rd Base	.949	112	53	132	10	195	10
Shortstop	.962	92	109	217	13	339	50
Left Field	1.000	3	3	0	0	3	0

Graffanino's Career by Ballpark

Ballpark	AVG	AB	H	HR	RBI	Ballpark	AVG	AB	H	HR	RBI
Edison Field	.344	32	11	1	4	Turner Field	.226	235	53	8	20
Camden Yards	.318	22	7	4	5	Wrigley Field	.115	26	3	0	2
Fenway Park	.285	14	4	0	0	Cinergy Field	.227	44	10	1	7
U.S. Cellular Field	.266	380	101	10	46	Coors Field	.438	16	7	0	1
Jacobs Field	.339	99	20	1	9	Pro Player Stadium	.250	16	4	0	0
Tiger Stadium	.750	4	3	0	0	Astrodome	.133	15	2	0	1
Comerica Park	.314	35	11	1	1	Minute Maid Park	.000	1	0	0	0
Kauffman Stadium	.370	54	20	2	8	Dodger Stadium	.250	20	5	0	2
Metrodome	.229	35	8	0	2	County Stadium	.400	5	2	0	1
Yankee Stadium	.275	40	11	0	6	Olympic Stadium	.176	17	3	0	2
Network Associates	.250	44	11	1	4	Shea Stadium	.300	20	6	1	3
Safeco Field	.286	28	8	0	2	Veterans Stadium	.244	41	10	1	4
Tropicana Field	.241	87	21	0	7	Three Rivers Stadium	.158	38	6	0	1
Ballpark in Arlington	.292	24	7	0	3	Busch Stadium	.200	15	3	0	1
Skydome	.200	10	2	0	1	Qualcomm Stadium	.238	21	5	1	3
Bank One Ballpark	.227	22	5	0	0	3Com Park	.200	15	3	0	1
Atlanta-Fulton County	.125	8	1	0	0						

Graffanino's 2003 and Career Breakdown

CAREER

vs. American League

	AVG.	AB	H	HR	RBI
vs. Anaheim	.200	15	3	0	0
Baltimore	.500	2	1	0	0
Boston	.000	1	0	0	0
Chicago	-	-	-	-	-
Cleveland	.209	43	9	1	3
Detroit	.412	34	14	2	5
Kansas City	.333	30	10	2	3
Minnesota	.214	14	3	0	1
New York	.250	12	3	0	3
Oakland	.292	24	7	1	3
Seattle	.125	8	1	0	1
Tampa Bay	.200	10	2	0	0
Texas	.200	5	1	0	0
Toronto	.154	13	2	1	2

vs. National League

	AVG.	AB	H	HR	RBI
vs. Arizona	.300	10	3	0	0
Atlanta	-	-	-	-	-
Chicago	.000	7	0	0	0
Cincinnati	-	-	-	-	-
Colorado	-	-	-	-	-
Florida	-	-	-	-	-
Houston	-	-	-	-	-
Los Angeles	.333	9	3	0	2
Milwaukee	-	-	-	-	-
Montreal	-	-	-	-	-
New York	-	-	-	-	-
Philadelphia	-	-	-	-	-
Pittsburgh	-	-	-	-	-
St. Louis	-	-	-	-	-
San Diego	.125	8	1	0	0
San Francisco	.400	5	2	0	0

Monthly

	AVG.	AB	H	HR	RBI
March/April	.263	38	10	3	4
May	.263	38	10	1	4
June	.205	44	9	0	2
July	.354	48	17	3	8
August	.217	46	10	0	3
September/October	.250	36	9	0	2

Situational Hitting

	AVG.	AB	H	HR	RBI
Home	.271	129	35	4	11
Road	.248	121	30	3	12
Day	.226	93	21	3	9
Night	.280	157	44	4	14
Natural Grass	.265	238	63	7	22
Artificial Turf	.167	12	2	0	1
Before ASG	.248	141	35	5	13
After ASG	.275	109	30	2	10
vs. LHP	.303	165	50	6	21
vs. RHP	.176	85	15	1	2
with RISP	.255	47	12	2	17
Bases Loaded	.000	3	0	0	0
Pinch Hitter	.200	15	3	1	3
Desig. Hitter	.000	2	0	0	0

	AVG.	AB	H	HR	RBI
	.246	65	16	1	4
	.256	39	10	4	7
	.190	42	8	0	1
	.154	13	2	0	0
	.289	114	33	2	12
	.326	92	30	2	8
	.301	103	31	4	14
	.236	72	17	0	5
	.323	65	21	0	8
	.278	79	22	2	10
	.277	47	13	1	10
	.237	38	9	0	1
	.340	50	17	2	11
	.136	22	3	1	2

	AVG.	AB	H	HR	RBI
	.214	28	6	0	0
	.125	8	1	0	0
	.180	50	9	0	3
	.194	62	12	1	11
	.355	31	11	1	3
	.212	33	7	0	0
	.146	41	6	2	3
	.300	40	12	1	4
	.400	20	8	1	3
	.261	46	12	0	5
	.268	41	11	2	8
	.232	56	13	2	5
	.175	40	7	0	1
	.294	34	10	1	4
	.216	37	8	1	3
	.229	35	8	1	3

	AVG.	AB	H	HR	RBI
	.263	171	45	4	12
	.281	185	52	5	23
	.233	287	67	5	30
	.307	205	63	9	24
	.223	328	73	6	31
	.273	267	73	3	29
	.251	678	170	18	75
	.265	765	203	14	74
	.231	503	116	12	50
	.273	940	257	20	99
	.269	1156	311	30	124
	.216	287	62	2	25
	.258	689	178	15	70
	.259	754	195	17	79
	.263	598	157	18	65
	.256	845	216	14	84
	.262	317	83	7	116
	.222	27	6	1	17
	.218	87	19	3	11
	.000	4	0	0	0



ZACK GREINKE

RIGHT-HANDED PITCHER

(NON-ROSTER)



66

Height, Weight:
6-2, 200

Bats/Throws:
Right/Right

Resides:
Apopka, Fla.

Birthdate (Age):
Oct. 21, 1983 (20)

Birthplace:
Orlando, Fla.

Acquired:
Selected in the 1st round (6th overall) of the 2002 June Free Agent Draft

Contract Status:
Signed through 2004

Major League Service:
0 days (Rookie)

2003

- ▶ Named the Royals Minor League Pitcher of the Year and *The Sporting News* Minor League Player of the Year after compiling a combined 15-4 record and a 1.93 ERA (140.0 IP, 30 ER) for Wilmington and Wichita.
- ▶ Was named to the *USA Today Sports Weekly* Minor League All-Star team after ranking 3rd among all minor leaguers in ERA...was 2 wins shy of tying for the most wins in the minors.
- ▶ The Carolina League Player of the Year opened the season with Wilmington (A) where he posted an 11-1 record and a 1.14 ERA (87.0 IP, 11 ER) in 14 starts...started the season 9-0 with a 1.17 ERA (69.0 IP, 9 ER) in his 1st 11 starts.
- ▶ Suffered his 1st loss of the season on June 10 at Fresno, despite allowing just 3 hits and 2 earned runs in 6.0 innings.
- ▶ Won his next 2 starts before he was promoted to Wichita (AA), where he went 4-3 with a 3.23 ERA (53.0 IP, 19 ER) in 9 starts.
- ▶ Held opponents to 3 ER or less in 22 of his 23 starts and did not allow a run in 8 starts for the year...opponents batted just .221 against Greinke for the year.
- ▶ Went 7-0 with a 0.96 ERA in 7 home starts at Wilmington.
- ▶ Led the Carolina league in complete games (3) and ranked 2nd with 11 wins...was tied for 2nd with 1 shutout.
- ▶ Named to Sports Ticker's Texas League All-Teen Team and Texas League All-Prospect Team.
- ▶ Named to Baseball America's High Class A All-Star Team...was the starting pitcher in the Carolina League All-Star game...was tabbed as the Top Prospect in the Carolina League by *Baseball America*.
- ▶ In a vote of league managers, he was tabbed as the best pitching prospect and the best control pitcher in the Carolina League, according to *Baseball America*...was also named the organization's top prospect, best control pitcher and pitcher with the best changeup.
- ▶ Tossed a perfect 4th inning in the Futures Game, throwing 9 of 12 pitches for strikes and fanning Devil Rays DH prospect Pete LaForest and Mets catching prospect Justin Huber.

Minor League Notes

- ▶ Played at 3 levels in the Royals Minor League system in his 1st pro season in 2002...started 3 games for Gulf Coast and 2 games for Spokane (A)...pitched in a total of 6 games, including 5 starts...was 0-0 with a 3.97 ERA, allowing 5 earned runs in 11.1 innings.
- ▶ Was rated as the 3rd-best prospect in the Puerto Rican League by Baseball America following the season 2002...is believed to be the youngest American-born player to pitch in the Puerto Rican League.



► Became the 3rd high school pitcher drafted by the Royals since 1977, joining LHP Mike Stodolka (1st round, 2000) and RHP Colt Griffin (1st round, 2001).

Miscellaneous Notes

- Full name is **Donald Zackary Greinke**...graduated Apopka (Fla.) High, 2002.
- Named Gatorade National Baseball Player of the Year in 2002...rated as one of the top high school pitchers closest to the Major Leagues and the top player in the state of Florida by *Baseball America*.
- Led Apopka High to a 30-3 record as a senior by going 9-2 with a 0.55 ERA in 12 games...struck out 118 batters while walking only 8 in 63.0 innings pitched.
- Played shortstop and 1st base, hitting 31 career home runs with 144 RBI while hitting .444 or better in each of his 4 high school seasons...also lettered in golf and volleyball.

Greinke's Career Statistics

Year	Club	W-L	ERA	G	GS	CG	SHO	SV	IP	H	R	ER	HR	HB	BB	SO	WP	BK
2002	Gulf Coast	0-0	1.93	3	3	0	0	0	4.2	3	1	1	0	0	3	4	1	0
	Spokane	0-0	7.71	2	2	0	0	0	4.2	9	4	4	0	0	0	5	1	0
	Wilmington	0-0	0.00	1	0	0	0	0	2.0	1	0	0	0	0	0	0	0	0
2003	Wilmington	11-1	1.14	14	14	*3	1	0	87.0	56	16	11	5	2	13	78	1	0
	Wichita	4-3	3.23	9	9	0	0	0	53.0	58	20	19	5	3	5	34	0	0
Minor League Totals		15-4	2.08	29	28	3	1	0	151.1	127	41	35	10	5	21	111	3	0

* - Led League

2002 Selected by the Kansas City Royals in the 1st round (6th overall) of the June Free Agent Draft...signed by Cliff Pastornicky

Royals Month-By-Month Records

	1969	1970	1971	1972	1973	1974	1975	1976	1977
April	9-10	7-12	11-11	6-8	13-8	8-11	11-9	5-7	11-8
May	12-15	12-15	12-11	7-16	14-15	17-11	16-11	20-10	10-15
June	10-18	7-19	15-12	18-9	15-15	12-14	14-14	19-10	17-12
July	11-18	12-19	14-16	15-16	18-10	14-14	15-14	17-12	18-8
August	10-17	13-16	18-12	14-14	14-12	18-13	16-12	17-14	20-11
September	15-15	14-15	15-14	15-13	14-14	8-20	19-11	12-16	25-5
October	2-0	0-1	1-2	0-2	-	0-2	-	0-3	1-1
Totals	69-93	65-97	85-76	76-78	88-74	77-85	91-71	90-72	102-60
	1978	1979	1980	1981	1982	1983	1984	1985	1986
April	14-5	11-10	10-8	3-10	11-8	10-7	8-11	11-8	9-10
May	11-14	17-11	17-10	12-15	14-13	11-13	12-15	14-13	14-14
June	13-17	14-14	17-12	5-5	16-11	14-14	13-14	12-14	14-15
July	20-8	10-17	18-9	-	15-12	12-15	17-15	17-10	9-17
August	13-16	19-11	23-7	10-11	21-11	17-18	17-12	15-12	14-14
September	20-10	14-14	8-18	18-10	11-16	13-15	17-11	18-12	13-15
October	1-0	-	4-1	-	2-1	2-1	-	4-2	3-1
Totals	92-70	85-77	97-65	50-53	90-72	79-83	84-78	91-71	76-86
	1987	1988	1989	1990	1991	1992	1993	1994	1995
April	9-10	12-10	16-8	6-12	8-11	3-17	9-14	9-11	2-2
May	18-9	11-17	14-13	14-14	13-14	14-14	16-9	16-13	14-13
June	12-16	17-10	14-12	11-16	12-15	15-12	13-15	15-13	15-10
July	10-18	12-15	13-14	17-12	16-10	13-14	16-12	18-10	10-18
August	16-13	18-10	21-8	17-12	18-11	14-14	15-14	6-4	17-13
September	15-13	14-13	14-14	10-18	14-15	12-16	13-13	-	12-17
October	3-0	0-2	0-1	0-2	1-4	1-3	2-1	-	0-1
Totals	83-79	84-77	92-70	75-86	82-80	72-90	84-78	64-51	70-74
	1996	1997	1998	1999	2000	2001	2002	2003	Totals
March	-	-	1-0	-	-	-	-	1-0	2-0
April	9-18	11-12	11-15	9-11	12-13	10-15	8-16	16-7	328-363
May	15-12	12-16	9-17	14-15	14-12	10-18	13-14	10-19	469-476
June	10-17	13-13	15-13	9-18	11-15	13-13	10-17	15-12	466-473
July	14-13	8-19	12-15	11-16	10-17	9-18	13-16	15-11	469-477
August	14-15	11-18	16-13	8-21	15-14	12-17	11-18	13-15	531-464
September	13-11	12-16	8-16	12-15	14-14	7-14	7-19	13-15	459-483
October	-	-	-	1-1	1-0	4-2	-	-	34-33
Totals	75-86	67-94	72-89	64-97	77-85	65-97	62-100	83-79	2758-2773

Bold-denotes most wins in a month



JASON GRIMSLEY

RIGHT-HANDED PITCHER



38

Height, Weight:
6-3, 205

Bats/Throws:
Right/Right

Resides:
Lafayette, La.

Birthdate (Age):
Aug. 7, 1967 (36)

Birthplace:
Cleveland, Texas

Acquired:
Signed as a minor league free agent, Jan. 19, 2001

Contract Status:
Signed through 2004

M.L. Service:
8 years, 149 days

Career Notes

- ▶ Grimsley has compiled a 35-47 career mark with 4 saves and a 4.81 ERA in 438 games at the big league level.
- ▶ Played with 5 teams since breaking into the big leagues in 1989 – Philadelphia (1989-91), Cleveland (1993-95), California (1996), New York Yankees (1999-00) and Kansas City (2001-03).
- ▶ Earned 2 World Series rings as a member of the Yankees (1999 and 2000)...compiled a 10-4 record in 2 seasons with New York.
- ▶ In 3 seasons with Kansas City, he has made 219 appearances, compiling a 7-18 record and a 4.01 ERA (226.2 IP, 101 ER)...KC is 115-104 in games he has pitched.
- ▶ Leads A.L. relievers with 219 relief appearances since 2001 and is tied for 9th in the Majors during that span...ranks 2nd in the A.L. with 67 holds over the past 3 seasons, 2nd only to Arthur Rhodes (77)...that total ranks 6th among M.L. relievers.
- ▶ Has 80 career holds, including a career high 28 in 2003...has 67 as a Royal (26 in 2001, 13 in 2002, 28 in 2003).
- ▶ Is 63 appearances shy of breaking into the Royals career top 10 in games pitched.

2003

- ▶ Posted a 2-6 record and a 5.16 ERA in his 3rd season for the Royals...made a team-high 76 appearances...allowed 27 of 53 inherited runners to score and retired 44 of 76 1st batters faced.
- ▶ Ranked 2nd in club history with 76 single season appearances...fell 8 games shy of Dan Quisenberry's record of 84 set in 1985...was tied for 3rd in the A.L. in appearances, 3 shy of leader Trevor Miller of Toronto.
- ▶ Posted a 2-3 record with a 4.14 ERA (50.0 IP, 23 ER) in 49 games before the All-Star Break...was 0-3 with a 7.20 ERA (25.0 IP, 20 ER) in 27 games after the break.
- ▶ Opened the season by allowing just 1 ER in his 1st 9 appearances (8.2 IP, 1.04 ERA) and just 2 ER in his 1st 13 games (14.2 IP, 1.23 ERA)...struck out a batter (10 total) in each of his 1st 8 games (7.2 IP).
- ▶ Posted a 1-1 record and a 2.55 ERA through the month of April, allowing 14 hits and 5 ER in 17.2 innings.
- ▶ Allowed 10 ER in a stretch of 11 outings from April 26 to May 17 (13.2 IP, 6.59 ERA)...also allowed 9 of 15 inherited runners to score during that stretch.

Grimsley's Career Bests

Season:		
Wins	7	1999
ERA	3.02	2001
SV	1	4x
IP	96.1	2000
Win Streak	5	1999
Games	76	2003

Game Highs:

Innings	9.0 – 3 times
	Last: vs NYY (5/28/96)
Low Hit	3 – vs. Min, 5/4/96
SO	9 – at NY (NL), 4/9/91



R O Y A L S M E D I A G U I D E

- ▶ Was charged with a 4-3 loss at Chicago on April 16 after allowing 2 hits and 1 ER in the 9th inning when Frank Thomas hit a 1 out sacrifice fly to end the game and drop KC to 11-2 on the season.
- ▶ Earned a win at Toronto on April 26 after allowing 2 runs on 3 hits in 2.0 innings...gave up 2 runs in the 8th as Toronto tied the game, 6-6, only to have Ken Harvey hit a 3-run homer in the top of the 9th.
- ▶ Was charged with a loss at Boston on May 1 after giving up a 2-out RBI double to Todd Walker in the 8th inning of a 6-5 loss.
- ▶ Allowed just 1 home run in his 1st 28 outings, giving up a 2-run homer to Boston's Nomar Garciaparra on May 5 in KC's 7-6 win.
- ▶ Earned a 7-3 victory against the Arizona Diamondbacks on June 10...tossed a scoreless 7th inning before KC rallied for 4 runs in the 7th for the victory.
- ▶ Finished the month of June with a 1-0 mark and a 3.75 ERA in 13 outings (12.0 IP).
- ▶ Went 0-2 in his final 18 outings with a 7.32 ERA (19.2 IP, 29 H, 16 ER).
- ▶ Was superb against Cleveland, going 0-1 with a 1.69 ERA in 11 outings against the Tribe...he allowed just 10 hits and 2 ER in 10.2 innings.

2002

- ▶ Went 4-7 with a 3.91 ERA in his 2nd season for the Royals...threw 71.1 innings, logging 59 strikeouts while walking 37.
- ▶ Allowed just 4 home runs on the season, an average of 0.5 per 9 innings...the 4 homers were his fewest since 1995.
- ▶ Posted a 1-3 record and a 2.97 ERA after the All-Star Break, allowing 13 ER in 39.1 innings of work...was 3-4 with a 5.06 ERA prior to the break (32.0 IP, 18 ER).
- ▶ Was named the Royals Pitcher of the Month in August after recording a 0.98 ERA, allowing just 2 earned runs in 18.1 innings of action.
- ▶ Notched his 1st save as a Royal and his 1st since 2000 with a save at Seattle on Aug. 30 (1.1 IP, 0 H, 1 SO).
- ▶ Earned 2 of his 4 wins against Cleveland, earning a 5-4 victory at Jacobs Field on May 19 and was a 3-2 winner vs. the Indians at Kauffman Stadium on Sept. 21...also recorded wins at Boston (April 11) and vs. San Diego (June 28).

2001

- ▶ Made a team-high 73 appearances on the season, tying him for 3rd in Royals single-season history...ranked 3rd in the A.L. with 73 appearances...ranked 8th among A.L. relievers with 80.1 innings pitched.
- ▶ Logged a career-best 3.02 ERA, the lowest by a Royals pitcher since a 2.94 mark by David Cone during the 1994 season.
- ▶ Went 0-for-7 in save situations... set up 19 of Roberto Hernandez' 28 saves and led the team with 26 holds...opened the season by retiring the first 19 batters he faced.
- ▶ Turned in three 7-game scoreless streaks, opening the season perfect in his 1st 7 outings as well as May 23-June 7 and June 22-July 7...went 0-3 before the All-Star Break, compiling a team-best 2.25 ERA in 42 appearances.
- ▶ Defeated Anaheim on Aug. 30 for his only win of the season...tossed the final 2 innings as KC rallied off an RBI single by Gregg Zaun in the 9th for a 2-1 win.

2000

- ▶ Was 3-2 with 1 save and a 5.04 ERA in 63 games for the Yankees, including 4 emergency starts...also led the Yankee bullpen with 79.0 relief innings.
- ▶ Made 1st start since Aug. 19, 1996, when he took on Kansas City on April 16...allowed 2 runs on 6 hits over 5.0 innings in New York's 10-9 win.
- ▶ Collected his 1st victory of the season against Cleveland on May 3 after allowing 2 hits and no runs in 2.0 innings.
- ▶ Made another emergency start at Montreal on June 6 and recorded his 1st win as a starter since July 19, 1996.

- ▶ Earned his only save of the season against Minnesota on Sept. 2 after tossing 2.1 scoreless innings of relief...it was his 1st since July 17, 1999.
- ▶ Appeared in 2 games of the A.L. Championship Series vs. Seattle...allowed 2 hits and issued 3 walks in 1.0 inning of work...also threw a wild pitch and struck out a batter.
- ▶ Underwent surgery to remove bone chips in his right elbow in November...surgery performed by Dr. James Andrews.

1999

- ▶ Won a career-high 7 games for the World Champion Yankees...posted a 3.60 ERA with 1 save in 55 outings.
- ▶ Was a Spring Training non-roster invite and made his Yankees debut vs. Detroit on April 9...allowed 2 runs and 2 hits over 1.2 frames in his 1st big league appearance since Sept. 28, 1996 (vs. Texas as a member of the Angels).
- ▶ Won a career-high 5 straight decisions from April 25-June 4.
- ▶ Notched his 1st save as a Yankee in an 11-4 win over Atlanta on July 17.
- ▶ Was ejected in an 11-8 win at Seattle on Aug. 6 for hitting Edgar Martinez with a pitch following a 3-run homer by Alex Rodriguez...was fined and suspended for 3 games on Aug. 9 by A.L. President Gene Budig.
- ▶ Activated for the World Series after not being named to the Yankees Division or Championship Series rosters.
- ▶ Pitched 2.1 scoreless innings in relief of Andy Pettitte in New York's 10-inning, 6-5 win over Atlanta in Game 3 of the World Series...had not pitched in a game since Sept. 30 at Baltimore before making that appearance on Oct. 26.

1998

- ▶ Signed with the Cleveland Indians as a free agent on Jan. 8, 1998...spent the season at Buffalo (AAA) and pitched exclusively out of the bullpen.
- ▶ Appeared in 52 games out of the bullpen, posting a 6-3 record with a 3.76 ERA.

1997

- ▶ Signed a Minor League contract with the Detroit Tigers on Jan. 17, 1997...was released at the end of Spring Training by Detroit and was signed by the Milwaukee Brewers on April 3.
- ▶ Assigned to Tucson (AAA) and appeared in 36 games (10 starts) before being traded to Kansas City in exchange for pitcher Jamie Brewington on July 29...joined the Omaha (AAA) club and managed just a 1-5 mark with a 6.68 ERA in 7 games (6 starts).

1996

- ▶ Traded to California from Cleveland with pitcher Pep Harris on Feb. 15 in exchange for pitcher Brian Anderson...made 2 starts for Vancouver (AAA) before being promoted to the big league club.
- ▶ Logged 5 wins to tie a then-career best established in 1994.
- ▶ Tied for the club and league lead with 13 hit batters...ranked 7th in the A.L. with 11 wild pitches.
- ▶ Recorded his 1st career shutout vs. New York on May 28, allowing just 5 hits in the outing.
- ▶ Fired another complete-game victory against Minnesota on May 4, surrendering just 3 hits to establish the low-hit game of his career...posted a no-hitter through 6.1 innings before Greg Myers doubled.

1995

- ▶ Began the year in Cleveland's bullpen and recorded his 1st save as a professional against Kansas City on May 8.
- ▶ Moved to the rotation for 2 starts before moving back to the bullpen...made 5 more appearances before being outrighted to Buffalo (AAA) on July 13.



1994

- ▶ Started the season at Charlotte (AAA)...posted a 7-0 mark with a 3.42 ERA and 2 complete games in 10 starts...contract was purchased by Cleveland on June 2.
- ▶ Tossed his 1st complete game at Milwaukee on June 11.

1993

- ▶ Signed with Cleveland on April 7 and spent most of the year at Charlotte (AAA).
- ▶ Appeared in 28 games (19 starts) and led the Charlotte staff with a 3.39 ERA.
- ▶ Contract was purchased by Cleveland on Aug. 28...made his A.L. debut that day at Toronto in his 1st big league outing since June 5, 1991.
- ▶ Tossed 1.1 shutout innings of relief vs. New York on Aug. 27 to record his 1st American League victory and his 1st in the majors since April 28, 1991.

1992

- ▶ Obtained by Houston from Philadelphia in exchange for pitcher Curt Schilling on April 2, 1992, and spent the season with Tucson (AAA)...finished with an 8-7 mark and a 5.05 ERA after going 0-4 with a 6.94 ERA in 7 starts through April and May...split time between the bullpen and starting role in June and July...returned to the rotation in August and had his best month, going 4-1 with a 4.95 ERA.

1991

- ▶ Opened the year in the Philadelphia rotation and set a career high with 9 strikeouts in his season debut at Shea Stadium on April 9...settled for a no-decision in the Phillies 2-1 loss to the Mets, despite giving up only 3 hits and no runs over 6.1 frames.
- ▶ Earned his only victory vs. San Diego on April 28.
- ▶ Was placed on the Disabled List on June 6 with a tender elbow...went to Scranton (AAA) twice on rehab assignments (June 15-30 and Aug. 7-21)...returned from the D.L. on Aug. 21 and was optioned to Scranton...went 2-2 in 9 starts to close out the season.

1990

- ▶ Spent most of the season at Scranton (AAA) and led the staff with 99 strikeouts.
- ▶ Rated as the 10th-best prospect in the league by *Baseball America* following the season.
- ▶ Recalled from Scranton on Aug. 8...recorded 7 strikeouts at Montreal on Sept. 28.

1989

- ▶ Began the 1989 season with Reading (AA)...tossed a 7.0 inning no-hitter at Harrisburg on May 3...was named Phillies Player of the Month for August after going 5-0 with a 1.91 ERA...won 5 straight games to end the season and was selected to the Eastern League All-Star team.
- ▶ Won the Paul Owens Award as the best pitcher in the Phillies Minor League system.
- ▶ Called up in September and won his Major League debut at Montreal on Sept. 8, allowing 1 earned run in 5.0 innings.

Minor League Notes

- ▶ Was selected by Philadelphia in the 10th round of the 1985 June Free Agent Draft.
- ▶ Started his professional career with Bend in 1985...went 0-1 with a 13.50 ERA in 6 games (1 start) for the rookie team...led the league with 77 walks in 64.2 innings while with Utica (A) in 1986...managed just a 1-10 record.
- ▶ Opened the 1988 season on the Disabled List with tendinitis in his right elbow...split the season between Clearwater (A) and Reading (AA)...fanned 12 batters in 6.0 innings against Miami in 1 of his Florida State League starts.

Miscellaneous Notes

- ▶ **Jason Alan Grimsley** is married to Dana...the couple has 3 children, Hunter Ray, John Quinton and Rayne Kay.



- ▶ Graduated from Tarkington High School in Cleveland, Texas...played baseball but was unable to pitch his last 2 seasons due to injuries (broken wrist as a junior and sore shoulder as a senior).
- ▶ Is a spokesperson for the Royals Father of the Year contest...was involved with the 2004 Royals Caravan in the offseason...partners with the Garth Brooks Teammates for Kids Foundation...he and his wife, Dana, will co-chair the 2004 Royals Blues & Baseball Gala...played shortstop at a Phillies tryout camp in Arlington, Texas...lost his left big toe in a motorcycle accident at age 12.

Grimsley's Career Statistics

Year	Club	W-L	ERA	G	GS	CG	SHO	SV	IP	H	R	ER	HR	HB	BB	SO	WP	BK
1985	Bend	0-1	13.50	6	1	0	0	0	11.1	12	21	17	0	1	25	10	3	0
1986	Utica	1-10	6.40	14	14	3	0	0	64.2	63	61	46	3	11	77	46	18	0
1987	Spartanburg	7-4	3.16	23	9	3	0	0	88.1	59	48	31	4	6	51	98	12	0
1988	Clearwater	4-7	3.73	16	15	2	0	0	101.1	80	48	42	2	9	37	90	12	2
	Reading	1-3	7.17	5	4	0	0	0	21.1	20	19	17	1	1	13	14	1	0
1989	Reading	11-8	2.98	26	26	8	2	0	172.0	121	65	57	13	10	109	134	12	0
	PHILADELPHIA	1-3	5.89	4	4	0	0	0	18.1	19	13	12	2	0	19	7	2	0
1990	Scranton	8-5	3.93	22	22	0	0	0	128.1	111	68	56	7	4	78	99	18	3
	PHILADELPHIA	3-2	3.30	11	11	0	0	0	57.1	47	21	21	1	2	43	41	6	1
1991	PHILADELPHIA	1-7	4.87	12	12	0	0	0	61.0	54	34	33	4	3	41	42	14	0
	Scranton	2-2	4.35	9	9	0	0	0	51.2	48	28	25	3	2	37	43	2	2
1992	Tucson	8-7	5.05	26	20	0	0	0	124.0	152	79	70	4	9	55	90	14	0
1993	Charlotte	6-6	3.39	28	19	3	1	0	135.1	138	64	51	10	1	49	102	18	0
	CLEVELAND	3-4	5.31	10	6	0	0	0	42.1	52	26	25	3	1	20	27	2	0
1994	Charlotte	7-0	3.42	10	10	2	0	0	71.0	58	36	27	10	3	17	60	9	1
	CLEVELAND	5-2	4.57	14	13	1	0	0	82.2	91	47	42	7	6	34	59	6	1
1995	CLEVELAND	0-0	6.09	15	2	0	0	1	34.0	37	24	23	4	2	32	25	7	0
	Buffalo	5-3	2.92	10	10	2	0	0	68.0	61	26	22	4	3	19	40	4	0
1996	Vancouver	2-0	1.20	2	2	1	0	0	15.0	8	2	2	0	1	3	11	0	1
	CALIFORNIA	5-7	6.84	35	20	2	1	0	130.1	150	110	99	14	+13	74	82	11	0
1997	Tucson	5-10	5.70	36	10	0	0	4	85.1	96	70	54	6	4	32	65	20	0
	Omaha	1-5	6.68	7	6	0	0	0	31.0	36	26	23	3	3	29	22	3	0
1998	Buffalo	6-3	3.76	52	0	0	0	0	88.2	76	40	37	10	6	57	68	14	0
1999	NEW YORK (AL)	7-2	3.60	55	0	0	0	1	75.0	66	39	30	7	4	40	49	8	0
2000	NEW YORK (AL)	3-2	5.04	63	4	0	0	1	95.1	100	58	54	10	5	42	53	16	0
2001	KANSAS CITY	1-5	3.02	73	0	0	0	0	80.1	71	32	27	8	2	28	61	4	0
2002	KANSAS CITY	4-7	3.91	70	0	0	0	1	71.1	64	32	31	4	1	37	59	8	0
2003	KANSAS CITY	2-6	5.16	76	0	0	0	0	75.0	88	47	43	6	5	36	58	4	0
Minor League Totals		74-75	4.13	293	178	24	3	4	1259.0	1140	702	578	80	74	703	992	160	9
A.L. Totals		30-35	4.90	411	45	3	1	4	687.1	719	415	374	63	39	343	473	66	1
N.L. Totals		5-12	4.35	27	27	0	0	0	136.2	120	68	66	7	5	103	90	22	1
Major League Totals		35-47	4.81	438	72	3	1	4	824.0	839	483	440	70	44	446	563	88	2

*-Led League +-Tied for League Lead

- 1985 Selected by the Philadelphia Phillies in the 10th round of the June Free Agent Draft.
- 1992 Obtained by the Houston Astros from Philadelphia in exchange for pitcher Curt Schilling, April 2.
- 1993 Signed by the Cleveland Indians as a free agent, April 7.
- 1996 Obtained by the California Angels from Cleveland with pitcher Pep Harris in exchange for pitcher Brian Anderson, Feb. 15.
- 1997 Signed by the Detroit Tigers as a free agent, Jan. 17.
Signed by the Milwaukee Brewers as a Minor League free agent, April 3.
Obtained by the Kansas City Royals in exchange for pitcher Jamie Brewington, July 29.
- 1998 Signed by the Cleveland Indians as a Minor League free agent, Jan. 8.
- 1999 Signed by the New York Yankees as a Minor League free agent, Jan. 27.
- 2001 Signed by the Kansas City Royals as a Minor League free agent, Jan. 19.

Grimsley's League Championship Record

Year	Club, Opp.	W-L	ERA	G	GS	CG	SHO	SV	IP	H	R	ER	HR	HB	BB	SO	WP	BK
2000	NY vs. Sea.	0-0	0.00	2	0	0	0	0	1.0	2	0	0	0	0	3	1	1	0

Grimsley's World Series Record

Year	Club, Opp.	W-L	ERA	G	GS	CG	SHO	SV	IP	H	R	ER	HR	HB	BB	SO	WP	BK
1999	NY vs. Atl.	0-0	0.00	1	0	0	0	0	2.1	2	0	0	0	0	2	0	0	0

Grimsley's M.L. Batting Totals

	AVG.	AB	H	HR	RBI
M.L. Totals	.103	39	4	0	2

Grimsley's Career Fielding

POSITION	PCT.	G	PO	A	E	TC	DP
Pitcher	.945	438	97	125	1	235	19

Grimsley's 2003 and Career Breakdown



ROYALS REVIEW HISTORY RECORDS OPPONENTS OPERATIONS MEDIA

		2003							CAREER						
vs. American League		W-L	S	ERA	G	IP	H	ER	W-L	S	ERA	G	IP	H	ER
vs. Anaheim	0-1	0	8.10	4	3.1	6	3	1-1	0	2.20	15	16.1	11	4	
Baltimore	0-0	0	0.00	2	2.1	3	0	2-2	0	6.50	23	45.2	65	33	
Boston	0-1	0	6.75	5	4.0	6	3	2-5	0	7.11	27	50.2	59	40	
Chicago	0-1	0	3.00	9	9.0	10	3	1-3	0	3.07	40	73.1	70	25	
Cleveland	0-1	0	1.69	11	10.2	10	2	4-2	0	4.22	38	49.0	45	23	
Detroit	0-0	0	5.14	6	7.0	5	4	3-1	0	4.24	35	63.2	68	30	
Kansas City	-	-	-	-	-	-	-	2-2	1	4.41	13	34.2	36	17	
Minnesota	0-1	0	2.84	10	12.2	13	4	2-7	1	5.25	46	84.0	91	49	
New York	0-0	0	6.00	2	3.0	5	2	2-1	0	3.62	15	32.1	34	13	
Oakland	0-0	0	15.00	6	3.0	7	5	0-3	0	8.78	25	27.2	46	27	
Seattle	0-0	0	0.00	5	3.0	1	0	2-2	1	7.34	25	38.0	45	31	
Tampa Bay	0-0	0	3.86	3	2.1	3	1	0-0	0	4.56	18	23.2	22	12	
Texas	0-0	0	33.76	3	1.1	5	5	0-0	0	2.37	26	38.0	32	10	
Toronto	1-1	0	14.73	2	3.2	6	6	4-1	0	5.11	22	44.0	41	25	
vs. National League		W-L	S	ERA	G	IP	H	ER	W-L	S	ERA	G	IP	H	ER
vs. Arizona	1-0	0	4.50	2	2.0	1	1	1-0	0	6.75	4	4.0	5	3	
Atlanta	-	-	-	-	-	-	-	0-1	1	4.22	5	10.2	10	5	
Chicago	-	-	-	-	-	-	-	0-2	0	5.40	4	18.1	15	11	
Cincinnati	-	-	-	-	-	-	-	-	-	-	-	-	-	-	
Colorado	0-0	0	18.00	1	1.0	1	2	0-0	0	18.00	1	1.0	1	2	
Florida	-	-	-	-	-	-	-	0-0	0	4.50	2	2.0	1	1	
Houston	-	-	-	-	-	-	-	0-0	0	0.00	2	1.1	1	0	
Los Angeles	0-0	0	0.00	1	2.0	0	0	0-0	0	3.38	4	16.0	20	6	
Milwaukee	-	-	-	-	-	-	-	1-0	0	3.10	5	20.1	13	7	
Montreal	-	-	-	-	-	-	-	3-1	0	1.46	7	37.0	22	6	
New York	-	-	-	-	-	-	-	1-4	0	3.14	10	28.2	19	10	
Philadelphia	-	-	-	-	-	-	-	0-1	0	17.36	4	4.2	6	9	
Pittsburgh	-	-	-	-	-	-	-	0-5	0	9.18	6	16.2	23	17	
St. Louis	0-0	0	6.00	3	3.0	6	2	1-1	0	9.00	7	10.0	13	10	
San Diego	-	-	-	-	-	-	-	2-1	0	4.91	5	14.2	7	8	
San Francisco	0-0	0	0.00	1	1.2	0	0	1-1	0	3.06	4	17.2	18	6	
Monthly		W-L	S	ERA	G	IP	H	ER	W-L	S	ERA	G	IP	H	ER
March/April	1-1	0	2.55	16	17.2	14	5	5-7	0	3.53	59	107.0	87	42	
May	0-2	0	5.28	14	15.1	20	9	7-11	1	3.67	82	169.1	155	69	
June	1-0	0	3.75	13	12.0	11	5	7-7	0	5.46	73	153.1	160	93	
July	0-1	0	6.97	14	10.1	14	8	5-6	1	6.38	72	114.1	132	81	
August	0-0	0	5.84	12	12.1	17	8	5-4	1	5.30	81	129.0	151	76	
September/October	0-2	0	9.82	7	7.1	12	8	6-12	1	4.71	71	151.0	154	79	
Situational Pitching		W-L	S	ERA	G	IP	H	ER	W-L	S	ERA	G	IP	H	ER
Home	1-2	0	4.93	39	38.1	44	21	19-17	3	4.68	228	438.2	428	228	
Road	1-4	0	5.40	37	36.2	44	22	16-30	1	4.95	210	385.1	411	212	
Before ASG	2-3	0	4.14	49	50.0	52	23	20-26	1	4.52	240	466.1	447	234	
After ASG	0-3	0	7.20	27	25.0	36	20	15-21	3	5.18	198	357.2	392	206	
Starter	-	-	-	-	-	-	-	18-23	-	5.23	72	384.0	407	223	
Reliever	2-6	0	5.16	76	75.0	88	43	17-24	4	4.44	366	440.0	432	217	

Grimsley's Career by Ballpark

Ballpark	W-L	S	ERA	G	IP	ER	Ballpark	W-L	S	ERA	G	IP	ER
Edison Field	5-2	0	4.72	26	87.2	46	Atlanta-Fulton County	0-0	0	9.00	1	4.0	4
Camden Yards	1-1	0	5.82	9	17.0	11	Turner Field	0-1	0	0.00	2	2.2	0
Fenway Park	1-4	0	8.77	15	25.2	25	Wrigley Field	0-1	0	5.40	2	6.2	4
U.S. Cellular Field	0-3	0	3.72	18	29.0	12	Coors Field	0-0	0	18.00	1	1.0	2
Jacobs Field	4-0	1	5.06	33	85.1	48	Pro Player Stadium	0-0	0	27.00	1	0.1	1
Tiger Stadium	1-1	0	6.50	6	18.0	13	Dodger Stadium	0-0	0	3.60	3	10.0	4
Comerica Park	0-0	0	2.38	10	11.1	3	County Stadium	1-0	0	2.00	1	9.0	2
Kauffman Stadium	6-7	0	3.53	122	137.2	54	Miller Park	0-0	0	0.00	2	2.0	0
Metrodome	1-5	0	5.97	24	37.2	25	Olympic Stadium	3-1	0	1.86	5	29.0	6
Yankee Stadium	6-1	2	4.77	70	105.2	56	Shea Stadium	0-2	0	2.40	6	15.0	4
Network Associates	0-3	0	9.26	10	11.2	12	Veterans Stadium	1-6	0	4.77	13	60.1	32
Kingdome	0-1	0	10.61	2	9.1	11	Three Rivers Stadium	0-2	0	9.35	2	8.2	9
SafeCo Field	0-0	1	6.75	8	5.1	4	PNC Park	0-1	0	18.00	2	1.0	2
Tropicana Field	0-0	0	4.73	10	13.1	7	Busch Stadium	1-1	0	9.82	4	7.1	9
Ballpark in Arlington	0-0	0	3.77	11	14.1	6	3Com Park	1-1	0	3.00	2	12.0	4
Skydome	2-0	0	2.77	12	26.0	8							



WILTON GUERRERO

INFIELDER
(NON-ROSTER)

Height, Weight:
6-0, 175

Bats/Throws:
Switch/Right

Resides:
Bratenahl, Ohio

Birthdate:
Oct. 24, 1974 (29)

Birthplace:
Don Gregorio,
Dominican Republic

Acquired:
Signed as a minor league
free agent, Dec. 18, 2003

Contract Status:
Signed through 2004

M.L. Service:
5 years, 99 days

2003

- ▶ Spent the entire season with Louisville (Cincinnati AAA) where he hit .277 in 126 games...recorded 20 doubles with 1 triple, 1 home run and 29 RBI.
- ▶ Was the team's most versatile player, playing 5 different positions (48-LF, 30-2B, 18-SS, 15-3B, 7-LF, 12 DH).

2002

- ▶ Combined to hit a career-low .221 in 103 games for the Reds and Expos...began the season in Cincinnati and appeared in 59 games before he was traded to the Florida Marlins on July 11...later that day was sent to the Expos.
- ▶ Overall appeared in 17 games at 2nd base, 7 games at shortstop, 5 games at 3rd base and 12 games in the OF...made 64 appearances as a pinch-hitter (.196, 3 RBI).
- ▶ Was placed on waivers by the Expos on Oct. 10 and was given his unconditional release.

2001

- ▶ Hit .338 in 60 games in his 1st season with the Reds...also appeared in 54 games at Louisville (.304, 28 RBI, 12 SB).
- ▶ Was one of the Reds most versatile players...made 26 starts at 4 positions (13 games at SS, 8 at 2B, 3 at 3B, 2 in LF).
- ▶ Overall made 31 appearances in the infield and 6 appearances in the outfield...following injuries to Pokey Reese and Juan Castro, started at SS in 13 of the Reds last 16 games, his only starts of the season at that position, and hit safely in 12 of those 13 starts (.375, 1 HR, 4 RBI, 6 R).
- ▶ Ended the season with a 10-game hitting streak (16-44, .364, 1 RBI), his longest of the year.
- ▶ Also made 26 appearances as one of the club's best pinch hitters (.308, 2 RBI)...hit .333 with RISP, 2nd on the club to Sean Casey (.356).
- ▶ Left the game at Milwaukee on Sept. 21 with a concussion suffered in a collision at 1st base with Brewers 2nd base Mark Loretta...missed 3 games before he played again (Sept. 26 at Philadelphia)...didn't miss another start the rest of the season.
- ▶ Began the season with the Reds and appeared in 5 games, all as a pinch hitter (0-5), before he was outrighted to Louisville on April 9.
- ▶ Ranked 8th in the International League in hitting (.304) when he

Guerrero's Career Bests

Season:		
Avg	.292	1999
Hits	104	1997
HR	4	1997
RBI	32	1997
SB	8	2000
Hit Streak	12	1998

Game Highs:

Hits	4 - 6 times
	Last: at Col, 8/15/99
Home Runs	1 - 11 times
	Last: vs. Chi (NL), 9/20/01
RBI	4 - at Phi, 10/2/99
Grand Slams	1 - at Phi, 10/2/99



- was promoted to the big leagues on July 5...spent the rest of the season with the Reds.
- ▶ Hit .368 in his last 49 games for the Reds after a 2-for-17 start...hit his only triple on Aug. 25 at Montreal.
- ▶ Hit his only home run on Sept. 20 vs. the Cubs, a 3-run HR in the bottom of the 9th inning off Kyle Farnsworth that pulled the Reds to within a run in their 6-5 loss...was his 1st homer since Sept. 18, 2000 vs. Florida.

2000

- ▶ Hit .267 with 2 HR, 23 RBI and 8 steals in 127 games in his 3rd season with the Expos...was used primarily as an outfielder for the 1st time in his professional career.
- ▶ Appeared in 75 games in the outfield, including 53 starts (37 LF, 8 CF, 8 RF)...made 1 appearance at 2nd base (May 26 at SD)...was Montreal's best pinch hitter for the 2nd straight season...ranked 6th in the National League with 13 pinch hits (5 BB)...drove in the winning run as a pinch hitter on Aug. 28 vs. Arizona...also was the club's primary DH, making 6 starts at that position (.360, 9-26, 3 RBI)...stole 8 bases in 9 attempts.
- ▶ Walked in all 3 plate appearances at Florida on Sept. 27...following the season played for La Romana in the Dominican Winter League.

1999

- ▶ Hit .292 with 7 triples in 132 games in his 1st full season with the Expos...was tied for 9th in the NL in triples...appeared in 22 games in the outfield and 54 games at 2nd base.
- ▶ Became 1 of the premier pinch hitters in the NL (.340, 17 H, 6 BB)...established career-highs in average, games, runs (42), doubles (15) and walks (13).
- ▶ Was the Expos' Opening Day 2nd baseman and made 36 starts at that position, including 16 starts there in April...tied a club record with 3 doubles at St. Louis on June 14.
- ▶ Hit his only career grand slam (off Paul Byrd) on Oct. 2 at Philadelphia...combined with his brother, Vladimir, for 10 RBI, a Major League record for RBI in a game by brothers.
- ▶ Following the season played outfield for Nordeste in the Dominican Winter League.

1998

- ▶ Combined to hit .284 in 116 games for the Dodgers and Expos...was tied for 3rd in the NL with 9 triples...also appeared in 30 games at Class AAA Albuquerque.
- ▶ Hit .283 (51-180) in 64 games with the Dogers with 4 doubles, 3 triples and 7 RBI.
- ▶ Was traded to Montreal on July 31 and immediately became the Expos starting 2nd baseman...started Montreal's last 58 games...hit safely in his 1st 11 games for Montreal (.311)...finished the season with a 12-game hitting streak (.314).
- ▶ Joined Vladimir to become the 3rd set of brothers to play for the Expos and the 1st set to play on the same team...they were the 83rd set of brothers to play together...the Guerreros faced Bret and Aaron Boone on Aug. 14 at Cincinnati, the 1st matchup of brother duos since SF's Matty, Jesus and Felipe Alou played Milwaukee's Hank and Tommie Aaron in 1963.
- ▶ The Guerreros became the 1st set of brothers to homer in the same game (on Aug. 15 vs Cincinnati) since Baltimore's Cal and Billy Ripken on May 28, 1996 at Seattle.

1997

- ▶ Hit .291 in 111 games for the Dodgers in his 1st Major League season....ranked 3rd in the NL with 9 triples...ranked 2nd among NL rookies in triples, 3rd in hits, 4th in multi-hit games (27), 6th in runs scored and total bases, was tied for 6th in stolen bases and 7th in RBI and extra-base hits.
- ▶ Appeared in 10 games at Class AAA Albuquerque...was the club's Opening Day starter and collected his 1st Major League hit with an infield single in the 1st inning off Philadelphia's Curt Schilling.
- ▶ Was the 1st rookie to start at 2nd base for the Dodgers since Steve Sax in 1982...hit his 1st career HR (off Rick Reed) on April 16 at Mets...was suspended for using an illegal bat from June 2-9.
- ▶ Did not commit an error in his last 57 games...played the entire season with a torn labrum in his left shoulder, an injury repaired on Oct. 3 by Dr. Frank Jobe.



1996

- ▶ Spent most of the season at Class AAA Albuquerque, where he hit .344 in 98 games...led all Dodgers minor leaguers in hitting...ranked among PCL leaders in triples (2nd, 12), hitting (3rd) and stolen bases (5th, 26)...was selected to play in the Triple-A All-Star Game.
- ▶ Made his Major League debut with 5 appearances for the Dodgers...was recalled on Sept. 1 and made his Major League debut on Sept. 3 at Shea Stadium...in his debut, he pinch ran and scored a run.
- ▶ Won the Dominican Winter League batting championship following the season with a single in his last plate appearance, finishing at .342.

Minor League Notes

- ▶ Combined to hit .346 with 23 SB in 109 games at Class AAA Albuquerque and Class AA San Antonio in 1995...led the Texas League and all Class AA batters with a .348 average...was the Dodgers' 1st full-season minor league batting champion since Luis Lopez won the Pacific Coast League title in 1990.
- ▶ In 1995 was the Texas League All-Star shortstop and played in the Double-A All-Star Game...his 23-game hitting streak from May 27-June 27 (.398) was the longest by a Dodgers minor leaguer...was voted by *Baseball America* as the best defensive infielder in the Texas League.
- ▶ In his 1st season at Class A ranked 5th in the Florida State League in hitting in 1994.
- ▶ In 1993, his 1st professional season in the United States, hit .297 with 20 SB in 66 games at Great Falls in the Pioneer League...was named by *Baseball America* as the league's 2nd-best prospect.
- ▶ Hit .387 in 1992, with 15 SB in 61 games for league champion La Vega, the Dodgers Dominican Summer League affiliate...led the club in hitting.

Miscellaneous Notes

- ▶ **Wilton Alvaro Guerrero** is 1 of 9 children...is the older brother of Angels OF Vladimir...attended Escuela Primaria Don Gregoria in the Dominican Republic...was signed by Dodgers scouts Ralph Avila and Pablo Peguero as an undrafted free agent on Oct. 8, 1991.
- ▶ Wilton and Vladimir Guerrero are the 8th set of brothers to homer in the same game...they did it 4 times, most recently twice in 2000 for the Expos (May 18 vs. Arizona, Sept. 18 vs Florida).

Guerrero's Career Statistics

Year	Club	AVG	G	AB	R	H	2B	3B	HR	RBI	SH	SF	HP	BB	SO	SB	CS	E
1992	La Vega #2	.387	61	225	52	87	7	4	0	38	7	2	2	34	21	15	10	-
1993	Great Falls	.297	66	256	44	76	5	1	0	21	5	0	3	24	33	20	8	21
1994	Vero Beach	.294	110	402	55	118	11	4	1	32	10	2	1	29	71	23	20	17
1995	Albuquerque	.327	14	49	10	16	1	1	0	2	2	0	0	1	7	2	3	9
	San Antonio	*.348	95	382	53	133	13	6	0	26	4	1	1	26	63	21	22	19
1996	Albuquerque	.344	98	425	79	146	17	12	2	38	11	0	1	26	48	26	15	19
	LOS ANGELES	.000	5	2	1	0	0	0	0	0	0	0	0	0	2	0	0	0
1997	LOS ANGELES	.291	111	357	39	104	10	9	4	32	13	2	0	8	52	6	5	4
	Albuquerque	.400	10	45	9	18	0	1	0	5	0	1	0	2	3	3	0	5
1998	LOS ANGELES	.283	64	180	21	51	4	3	0	7	3	2	1	4	33	5	2	4
	Albuquerque	.298	30	121	15	36	3	2	1	10	2	0	1	9	12	11	3	1
	MONTREAL	.284	52	222	29	63	10	6	2	20	3	1	0	10	30	3	0	9
1999	MONTREAL	.292	132	315	42	92	15	7	2	31	10	0	2	13	38	7	6	12
2000	MONTREAL	.267	127	288	30	77	7	2	2	23	6	1	0	19	41	8	1	4
2001	CINCINNATI	.338	60	142	16	48	5	1	1	8	2	0	0	3	17	5	2	5
	Louisville	.304	51	227	23	69	14	2	0	28	3	0	1	12	30	12	5	8
2002	CINCINNATI	.244	59	78	9	19	1	1	0	4	5	0	0	6	13	2	1	1
	MONTREAL	.194	44	62	3	12	1	0	0	1	4	0	0	1	19	5	0	2
2003	Louisville	.277	126	476	68	132	20	1	1	29	19	2	1	26	58	30	9	7
	Minor League Totals	.319	664	2608	408	831	91	34	5	229	63	8	11	189	346	163	95	106
	Major League Totals	.283	654	1646	190	466	53	29	11	126	46	6	3	64	245	41	17	41

* Led League

- 1991 Signed as a non-drafted free agent by the Los Angeles Dodgers...signed by Ralph Avila and Pablo Peguero, Oct. 8.
- 1998 Acquired by the Montreal Expos, along with OF Peter Bergeron, 1B Jonathan Tucker and LHP Ted Lilly, in exchange for SS Mark Grudzielanek, LHP Carlos Perez and OF Hiram Bocachica, July 31.
- 2001 Signed by the Cincinnati Reds as a free agent, Jan. 10.
- 2002 Acquired by the Florida Marlins from the Cincinnati Reds, along with OF Juan Encarnacion and LHP Ryan Snare, in exchange for RHP Ryan Dempster, July 11.
- Acquired by the Montreal Expos, along with OF Cliff Floyd, RHP Claudio Vargas and cash, in exchange for LHP Graeme Lloyd, IF Mike Mordecai, RHP Carl Pavano, RHP Justin Wayne and a player to be determined (RHP Don Leviniski), July 11.
- 2003 Signed by the Cincinnati Reds as a minor league free agent, Jan. 10.
- Signed by the Kansas City Royals as a minor league free agent, Dec. 18.



Guerrero's Career Fielding

POSITION	PCT.	G	PO	A	E	TC	DP
2nd Base	.974	257	402	573	26	1001	93
3rd Base	.833	9	5	10	3	18	1
Shortstop	.944	42	47	72	7	126	20
Left Field	.981	80	102	3	2	107	1
Centerfield	.969	19	30	1	1	32	0
Right Field	.935	27	28	1	2	31	0

Guerrero's 2003 and Career Breakdown

2003						CAREER				
	AVG.	AB	H	HR	RBI	AVG.	AB	H	HR	RBI
vs. American League										
vs. Anaheim	-	-	-	-	-	.300	20	6	1	1
Baltimore	-	-	-	-	-	.375	8	3	0	1
Boston	-	-	-	-	-	.214	14	3	0	1
Cleveland	-	-	-	-	-	.000	4	0	0	0
Detroit	-	-	-	-	-	1.000	1	1	0	0
Minnesota	-	-	-	-	-	.250	4	1	0	0
New York	-	-	-	-	-	.214	14	3	0	0
Oakland	-	-	-	-	-	.182	11	2	0	1
Seattle	-	-	-	-	-	.125	8	1	0	0
Tampa Bay	-	-	-	-	-	.625	8	5	0	0
Texas	-	-	-	-	-	.280	25	7	0	0
Toronto	-	-	-	-	-	.278	36	10	0	4
vs. National League										
vs. Arizona	-	-	-	-	-	.348	92	32	2	7
Atlanta	-	-	-	-	-	.319	141	45	0	8
Chicago	-	-	-	-	-	.292	106	31	2	6
Cincinnati	-	-	-	-	-	.232	69	16	1	6
Colorado	-	-	-	-	-	.354	82	29	0	14
Florida	-	-	-	-	-	.291	110	32	1	7
Houston	-	-	-	-	-	.390	82	32	0	7
Los Angeles	-	-	-	-	-	.278	54	15	0	5
Milwaukee	-	-	-	-	-	.208	53	11	0	2
Montreal	-	-	-	-	-	.365	63	23	0	4
New York	-	-	-	-	-	.225	129	29	2	11
Philadelphia	-	-	-	-	-	.248	121	30	1	11
Pittsburgh	-	-	-	-	-	.244	90	22	0	11
St. Louis	-	-	-	-	-	.237	118	28	0	4
San Diego	-	-	-	-	-	.315	89	28	0	9
San Francisco	-	-	-	-	-	.223	94	21	1	6
Monthly										
March/April	AVG.	AB	H	HR	RBI	AVG.	AB	H	HR	RBI
May	-	-	-	-	-	.255	239	61	1	23
June	-	-	-	-	-	.267	206	55	1	13
July	-	-	-	-	-	.281	192	54	1	17
August	-	-	-	-	-	.300	313	94	1	15
September/October	-	-	-	-	-	.301	339	102	2	28
Situational Hitting										
Home	AVG.	AB	H	HR	RBI	AVG.	AB	H	HR	RBI
Road	-	-	-	-	-	.283	753	213	5	57
Day	-	-	-	-	-	.283	893	253	6	69
Night	-	-	-	-	-	.283	512	145	3	34
Natural Grass	-	-	-	-	-	.283	1134	321	8	92
Artificial Turf	-	-	-	-	-	.288	1047	302	7	69
Before ASG	-	-	-	-	-	.274	599	164	4	57
After ASG	-	-	-	-	-	.267	722	193	3	55
vs. LHP	-	-	-	-	-	.295	924	273	8	71
vs. RHP	-	-	-	-	-	.272	470	128	8	44
with RISP	-	-	-	-	-	.287	1176	338	3	82
Bases Loaded	-	-	-	-	-	.285	351	100	3	110
Pinch Hitter	-	-	-	-	-	.250	28	7	1	20
Desig. Hitter	-	-	-	-	-	.276	210	58	0	23
	-	-	-	-	-	.356	45	16	0	4

Guerrero's Career by Ballpark

Ballpark	AVG	AB	H	HR	RBI	Ballpark	AVG	AB	H	HR	RBI
Edison Field	.200	10	2	0	0	Pro Player Stadium	.250	68	17	0	6
Camden Yards	.375	8	3	0	1	Astrodome	.200	10	2	0	0
Fenway Park	.154	13	2	0	1	Minute Maid Park	.357	14	5	0	2
Metrodome	.250	4	1	0	0	Dodger Stadium	.302	288	87	2	19
Yankee Stadium	.250	12	3	0	0	County Stadium	.000	8	0	0	0
Network Associates	.286	7	2	0	1	Miller Park	.308	13	4	0	0
Kingdome	.143	7	1	0	0	Olympic Stadium	.260	420	109	2	35
Tropicana Field	.625	8	5	0	0	Shea Stadium	.316	57	18	1	5
Ballpark in Arlington	.353	17	6	0	0	Veterans Stadium	.270	74	20	1	9
Skydome	.357	14	5	0	3	Three Rivers Stadium	.314	35	11	0	7
Bank One Ballpark	.300	40	12	1	3	PNC Park	.667	3	2	0	1
Turner Field	.284	67	19	0	3	Busch Stadium	.240	75	18	0	2
Wrigley Field	.279	68	19	1	1	Qualcomm Stadium	.227	44	10	0	2
Cinergy Field	.347	144	50	2	11	3Com Park	.224	49	11	1	4
Coors Field	.385	52	20	0	10	Pacific Bell Park	.118	17	2	0	0



AARON GUIEL

OUTFIELDER



45

2003

Height, Weight:
5-10, 200

Bats/Throws:
Left/Right

Resides:
Langley, British Columbia

Birthdate (Age):
Oct. 5, 1972 (31)

Birthplace:
Vancouver, British Columbia

Acquired:
Signed as a minor league free agent, June 13, 2000

Contract Status:
Signed through 2004

M.L. Service:
1 year, 50 days

- ▶ Saw his 2nd season of Major League action, playing in 99 games for Kansas City, hitting .277 with 30 doubles, 15 home runs and 52 RBI.
- ▶ Made 83 starts in right field for the Royals, leading KC to a 43-40 record in those games...was consistent against both right-handers and left-handers, hitting .275 against southpaws and .278 with 13 homers off righties.
- ▶ Hit .600 (3-5) with 9 RBI with bases loaded.
- ▶ Hit leadoff in 61 of his 99 games, hitting .310 (77-for-248) with 13 HRs, 40 RBI and 51 runs scored as the leadoff hitter.
- ▶ Ranked 6th in the Majors and 2nd in the A.L. for batting average among leadoff hitters...trailed only Seattle's Ichiro Suzuki (.314) in the American League...was tied for 3rd in the Majors in home runs among leadoff hitters, trailing Alfonso Soriano (NY, 34) and Rafael Furcal (ATL, 15).
- ▶ Ranked 2nd in slugging percentage (.552) and 4th in on-base percentage (.387) among Major League leadoff hitters...trailed only Atlanta's Marquis Grissom in slugging percentage.
- ▶ Opened the season with AAA Omaha, before being recalled on May 28...was hitting .279 with 8 home runs and 30 RBI in 52 games with Omaha before he was called up.
- ▶ Had a career-high 4 hits on June 7 at Colorado in game 2 of a doubleheader...he finished the game 4-for-6 with a double and 2 RBI.
- ▶ Hit .300 (6-20) with an .800 slugging percentage in his final 5 games before the All-Star break (July 8-13)...recorded 3 home runs, a double, 5 runs and 5 RBI in that span.
- ▶ Hit .270 with 10 doubles, 5 home runs and 14 RBI prior to the All-Star break...hit .280 with 20 doubles, 10 homers and 38 RBI after the Break.
- ▶ Had home runs in back-to-back games at Texas on July 12 and 13 for the 1st time in his career.
- ▶ Had a 5-game hitting streak from July 12-19 and hit .500 (10-for-20) with 3 HR and 5 RBI in that span...he homered in 3 of 4 games from July 12 - July 18.
- ▶ Had his 1st career multi-homer game on July 23 at Minnesota...hit a pair of solo home runs in the Royals 8-3 victory over the Twins...the 2nd home run traveled 422 feet.
- ▶ Hit his 1st career inside-the-park home run on Aug. 3 against Tampa Bay in KC's 2-0 win...his home run was the 2nd inside-the-park shot

Guiel's Career Bests		
Season:		
Avg	.277	2003
Hits	98	2003
HR	15	2003
RBI	52	2003
SB	3	2003
Hit Streak	9	2002
Game Highs:		
Hits		
4 - twice		
at Colo, 6/7/03		
vs. Ariz, 9/4/03		
Home Runs		
2 - at Min, 7/23/03		
RBI		
4 - vs. Tex, 8/26/03		



for the Royals in a 3-day stretch (also Angel Berroa)...it was the 1st time that KC has had 2 inside-the-parkers in a 3-day stretch since David Howard on Aug. 4, 1992 and Brian McRae on Aug. 6, 1992 against the California Angels.

- ▶ Hit a team-high 7 home runs in July while posting a .282 average with 16 runs and 16 RBI.
- ▶ Made his 1st career start and 2nd career appearance in center field on Aug. 13 in KC's 11-0 victory over the Yankees.
- ▶ Hit a game-winning 3-run HR in the 5th inning of the Royals 4-3 win at Minnesota on Aug. 23.
- ▶ Went 3-for-5 with a career-high 4 RBI vs. Texas on Aug. 26.
- ▶ Hit .523 (23-44) with 6 homers and 11 RBI in a 9-game stretch from July 12-25...raised his average from .250 to .294 during his red-hot stretch.
- ▶ Ended the season in an 0-for-16 slump, dropping his average from .288 to .277.

2002

- ▶ Opened the season with Class AAA Omaha, before having his contract purchased on June 22...ranked 2nd in the Pacific Coast League with a .353 average (76-215) and had 44 runs, 9 home runs and 50 RBI.
- ▶ Saw action in 70 games for Kansas City, hitting .233 (56-240) with 13 doubles, 4 home runs and 38 RBI.
- ▶ Made his Major League debut as a pinch-hitter in the 9th inning at Shea Stadium on June 23 and struck out...his Major League debut came after playing 9 seasons and 935 games at the Minor League level.
- ▶ Recorded his 1st Major League hit off Detroit's Mike Maroth in the 2nd inning of an 8-6 win on June 25...he drove in 2 runs in the same at bat.
- ▶ Had a team-best .442 average (19-43) with runners in scoring position, including a .500 average with 2 outs (10-20).
- ▶ Was tied for 2nd among A.L. rookies with 5 outfield assists...ranked 9th in RBI with 38.
- ▶ Began an 8-game hitting streak with his 1st career hit from June 25-July 2...hit .467 (14-30) with 11 RBI during the streak...drove in 7 runs in his 1st 3 starts.
- ▶ Had a season-best 9-game hitting streak from Aug. 4-13 (15-42, .357) with 10 RBI and 6 runs scored.
- ▶ Hit his 1st Major League home run on June 26 at Kauffman Stadium off Detroit's Jamie Walker...had a pair of 3-hit games for KC, going 3-for-5 vs. San Diego on June 28 and 3-for-5 on July 2 at Seattle.
- ▶ Delivered an RBI single in KC's 12-inning, 5-4 win over Tampa Bay on Aug. 9 to send the game into extra-innings.
- ▶ Started 23 games in the leadoff spot and led the Royals to a 13-10 record in those games...overall KC was 24-29 with Guiel as the starting right fielder.
- ▶ Led off every game of KC's 9-game win streak (July 13-20)...went 9-for-35 (.257) with 7 walks for a .366 on-base percentage.
- ▶ Hit one of KC's 2 pinch-hit homers on the year, hitting a 3-run home run vs. Detroit on Sept. 24 in the 9th inning of a 17-2 win.

Minor League Notes

- ▶ Guiel batted .267 with 73 RBI in 121 games for Omaha (AAA) in 2001...hit 21 homers, which ranked 2nd in the Royals Minor League system behind Wichita's Brandon Berger (40)...tied for the rank lead with 27 doubles and 3 triples.
- ▶ Played for Oaxaca in the Mexican League in 2000 before joining the Royals organization on June 13, 2000...hit .287 with 13 homers and 40 RBI in his 1st year with Omaha (AAA).
- ▶ Spent most of the 1998 and 1999 seasons at Las Vegas (AAA).
- ▶ Also set career highs in 1997 with 148 hits, 39 doubles and 100 runs...led all Double-A players and tied for 7th in the minors with 69 extra-base hits...ranked 2nd among all Double-

A players in slugging percentage (.607), 3rd in on-base percentage (.607), 4th in doubles (39) and 7th in batting average (.333).

- ▶ Started the 1997 season with Midland, Anaheim's Double-A affiliate, but was sent to San Diego in exchange for catcher Angelo Encarnacion on Aug. 23...was assigned to Mobile (AA) and batted a combined .333 on the year with career bests in homers (23) and RBI (94).
- ▶ Batted .269 with 10 homers and 48 RBI for Midland (AA) in 1996.
- ▶ Spent the 1995 season with Lake Elsinore, the Angels Class-A Advanced affiliate...hit .269 with 7 homers and 58 RBI.
- ▶ Stole a career-best 21 bases and scored 84 runs for Cedar Rapids (A) in 1994, the 5th-most runs in the Midwest League.
- ▶ Guiel was selected by the Anaheim Angels in the 21st round of the 1992 June Free Agent Draft but did not sign until May 19, 1993...batted .298 (31-for-104) in 35 games for Boise in 1993.

Miscellaneous Notes

- ▶ **Aaron Colin Guiel**, his wife, Lareina, and their daughter, Avery, reside in Langley, B.C....graduated from Woodlands Senior (B.C.) High School and Kwantlen (B.C.) College...he participates in Royals Youth Instructional Clinics and the annual Gloves For Kids event.

Guiel's Career Statistics

Year	Club	AVG	G	AB	R	H	2B	3B	HR	RBI	SH	SF	HP	BB	SO	SB	CS	E
1993	Boise	.298	35	104	24	31	6	4	2	12	2	0	4	26	21	3	0	12
1994	Cedar Rapids	.269	127	454	84	122	30	1	18	82	5	3	6	64	93	21	7	32
1995	Lake Elsinore	.269	113	409	73	110	25	7	7	58	4	4	7	69	96	7	6	22
1996	Midland	.269	129	439	72	118	29	7	10	48	2	1	10	56	71	11	7	28
1997	Midland	.329	116	419	91	138	37	7	22	85	2	3	18	59	94	14	10	8
	Mobile	.385	8	26	9	10	2	0	1	9	0	0	1	5	4	1	0	0
1998	Las Vegas	.311	60	183	33	57	15	4	5	31	1	2	4	28	51	5	1	4
	Peoria	.500	8	16	8	8	3	1	1	6	0	0	3	5	5	1	1	0
1999	Las Vegas	.245	84	257	46	63	25	2	12	39	0	3	5	44	86	5	4	5
2000	Oaxaca	.365	56	192	55	70	11	1	22	62	0	5	6	52	35	7	5	4
	Omaha	.287	73	258	47	74	15	2	13	40	0	0	8	35	54	6	0	4
2001	Omaha	.267	121	442	78	118	27	3	21	73	1	6	13	51	92	6	4	6
2002	Omaha	.353	61	215	44	76	11	1	9	50	0	3	8	29	34	8	1	3
	KANSAS CITY	.233	70	240	30	56	13	0	4	38	2	4	4	19	61	1	5	6
2003	Omaha	.279	52	190	38	53	9	2	8	30	0	1	9	33	43	3	0	5
	KANSAS CITY	.277	99	354	63	98	30	0	15	52	2	5	13	27	63	3	5	3
	Minor League Totals	.291	1043	3604	702	1048	245	42	151	625	17	31	102	556	779	98	46	127
	Major League Totals	.259	169	594	93	154	43	0	19	90	4	9	17	46	124	4	10	9

1992 Selected by the Anaheim Angels in the 21st round of the June Free Agent Draft.

1997 Obtained by the San Diego Padres from Anaheim in exchange for catcher Angelo Encarnacion, Aug. 23.

2000 Signed by the Oakland Athletics as a minor league free agent, March 18.

Signed by Oaxaca of the Mexican League in April.

Signed by the Kansas City Royals as a minor league free agent, June 13.

Guiel's Career Fielding

POSITION	PCT.	G	PO	A	E	TC	DP
Left Field	---	1	0	0	0	0	0
Right Field	.972	148	296	14	9	319	3
Center Field	1.000	1	8	0	0	8	0

Guil's 2003 and Career Breakdown

vs. American League	2003					CAREER				
	AVG.	AB	H	HR	RBI	AVG.	AB	H	HR	RBI
vs. Anaheim	.303	33	10	2	6	.306	49	15	2	7
Baltimore	-	-	-	-	-	-	-	-	-	-
Boston	-	-	-	-	-	-	-	-	-	-
Chicago	.170	47	8	0	8	.152	66	10	0	9
Cleveland	.275	40	11	1	5	.258	62	16	1	7
Detroit	.205	39	8	2	6	.232	69	16	4	18
Kansas City	-	-	-	-	-	-	-	-	-	-
Minnesota	.250	52	13	3	6	.250	72	18	3	10
New York	.250	20	5	0	3	.213	47	10	0	5
Oakland	.300	10	3	0	0	.143	28	4	0	2
Seattle	.375	16	6	1	4	.324	37	12	1	6
Tampa Bay	.333	24	8	1	2	.319	47	15	2	7
Texas	.321	28	9	3	6	.282	39	11	4	10
Toronto	-	-	-	-	-	.200	20	4	0	0
vs. National League	AVG.	AB	H	HR	RBI	AVG.	AB	H	HR	RBI
vs. Arizona	.571	7	4	1	1	.571	7	4	1	1
Atlanta	-	-	-	-	-	-	-	-	-	-
Chicago	-	-	-	-	-	-	-	-	-	-
Cincinnati	-	-	-	-	-	-	-	-	-	-
Colorado	.500	12	6	1	3	.500	12	6	1	3
Florida	-	-	-	-	-	-	-	-	-	-
Houston	-	-	-	-	-	-	-	-	-	-
Los Angeles	.000	2	0	0	0	.000	2	0	0	0
Milwaukee	-	-	-	-	-	-	-	-	-	-
Montreal	-	-	-	-	-	-	-	-	-	-
New York	-	-	-	-	-	.000	2	0	0	0
Philadelphia	-	-	-	-	-	-	-	-	-	-
Pittsburgh	-	-	-	-	-	-	-	-	-	-
St. Louis	.235	17	4	0	2	.235	17	4	0	2
San Diego	-	-	-	-	-	.545	11	6	0	3
San Francisco	.429	7	3	0	0	.429	7	3	0	0
Monthly	AVG.	AB	H	HR	RBI	AVG.	AB	H	HR	RBI
March/April	-	-	-	-	-	-	-	-	-	-
May	.250	4	1	0	0	.250	4	1	0	0
June	.273	66	18	2	9	.315	89	28	3	19
July	.282	85	24	7	16	.227	185	42	8	26
August	.284	102	29	3	16	.261	188	49	4	27
September/October	.268	97	26	3	11	.266	128	34	4	18
Situational Hitting	AVG.	AB	H	HR	RBI	AVG.	AB	H	HR	RBI
Home	.263	179	47	4	21	.260	312	81	8	48
Road	.291	175	51	11	31	.259	282	73	11	42
Day	.306	98	30	4	13	.277	184	51	5	31
Night	.266	256	68	11	39	.251	410	103	14	59
Natural Grass	.271	310	84	12	47	.254	519	132	16	82
Artificial Turf	.318	44	14	3	5	.293	75	22	3	8
Before ASG	.270	100	27	5	14	.277	148	41	6	27
After ASG	.280	254	71	10	38	.253	446	113	13	63
vs. LHP	.275	102	28	2	15	.236	161	38	4	29
vs. RHP	.278	252	70	13	37	.268	433	116	15	61
with RISP	.303	76	23	4	40	.353	119	42	7	75
Bases Loaded	.600	5	3	0	8	.375	8	3	0	11
Pinch Hitter	.111	9	1	0	0	.105	19	2	1	3
Desig. Hitter	.500	8	4	2	2	.571	14	8	2	5

Guil's Career by Ballpark

Ballpark	AVG	AB	H	HR	RBI	Ballpark	AVG	AB	H	HR	RBI
Edison Field	.321	28	9	2	5	Safeco Field	.294	17	5	0	1
U.S. Cellular Field	.233	30	7	0	6	Tropicana Field	.292	24	7	0	0
Jacobs Field	.211	19	4	1	5	Ballpark in Arlington	.313	16	5	2	2
Comerica Park	.211	38	8	2	7	Skydome	.300	10	3	0	0
Kauffman Stadium	.260	312	81	8	48	Coors Field	.500	12	6	1	3
Metrodome	.293	41	12	3	8	Dodger Stadium	.000	2	0	0	0
Yankee Stadium	.227	22	5	0	2	Shea Stadium	.000	2	0	0	0
Network Associates	.063	16	1	0	2	Busch Stadium	.200	5	1	0	1



KEN HARVEY

FIRST BASEMAN



28

2003

Height, Weight:

6-2, 240

Bats/Throws:

Right/Right

Resides:

Cerritos, Calif.

Birthdate (Age):

March 1, 1978 (26)

Birthplace:

Los Angeles, Calif.

Acquired:

Selected in 5th round of the 1999 June Free Agent Draft

Contract Status:

Signed through 2004

M.L. Service:

1 year, 19 days

- ▶ Played his 1st full season at the Major League level after entering the season with just 4 games of big league experience in 2001...made the Opening Day roster for the 1st time in his career.
- ▶ Hit .266 in 135 games, going 129-for-485...hit 30 doubles and 13 home runs while driving in 64 runs.
- ▶ Hit a team-best .333 (52-156) off left-handed pitchers, ranking 6th among American League hitters.
- ▶ Was tied for 3rd on the team in doubles, trailing only Raul Ibanez (33) and Joe Randa (31)...finished 4 doubles shy of breaking the club rookie record of 33 held by Kevin Seitzer (1987) and Mark Quinn (2000).
- ▶ Ranked among A.L. rookie leaders in several categories, including 6th in hits...also ranked 6th in total bases (198), 6th in extra-base hits (43), 7th in average, 7th in walks (29) and 10th in runs (50).
- ▶ Went 2-for-4 with a pair of doubles in his 1st Opening Day start...posted his 1st of 9 3-hit games on April 3 against Chicago.
- ▶ Hit his 1st Major League home run off Brian Anderson at Cleveland on April 14.
- ▶ Hit a walkoff, game-winning home run on April 18 against Detroit...it came in the bottom of the 11th inning on a 0-2 pitch from Tiger closer Matt Anderson...it was his 2nd career homer and gave KC a 4-3 win in front of 38,937 fans.
- ▶ Smacked a 3-run home run at Toronto in the 9th to give KC a 9-6 victory on April 26...matched his then career-high for hits with 3 (also 4/3 vs. CHI) and upped his then career-high for RBI to 4.
- ▶ His homer in the 6th at Baltimore on May 2 turned out to be the deciding factor in the Royals 5-2 victory.
- ▶ Of his 1st 5 home runs, 4 were game winners, including 4 straight.
- ▶ Was tied for 2nd on the team with 10 game-winning RBI...was tied for 3rd on the team with 19 go-ahead RBI...his 19 go-ahead RBI were 2nd-most by a KC rookie, 4 shy of Carlos Beltran's record set in 1999.
- ▶ Finished the season tied for 6th in M.L. history for game-winning RBI by rookie 1st basemen...finished 5 shy of the record held by Eddie Murray (1977 Orioles).
- ▶ Left the game on June 11 in the 5th inning when he dove over the tarp

Harvey's Career Bests

Season:

Avg	.266	2003
Hits	129	2003
HR	13	2003
RBI	64	2003
SB	2	2003
Hit Streak	9	2003

Game Highs:

Hits	4 - vs. Min, 6/17/03
Home Runs	2 - at Tex, 9/01/03
RBI	5 - vs. Min, 6/17/03

ROYALS HISTORY

for a foul ball and landed awkwardly on his neck...after lying motionless on the field for several minutes, he walked off the field under his own power.

- ▶ Had a career-high 4 hits and 5 RBI on June 17 against Minnesota...included 3 doubles, 1 shy of the club record...he and Raul Ibanez both had 2 hits in the 6th inning of the June 17 game against the Twins, becoming the 1st players to do so since Luis Alicea against Chicago on Aug. 22, 2001.
- ▶ Ended a 92 at-bat homerless streak with a bomb to left-center against the Cardinals on June 20.
- ▶ Hit .266 with 9 home runs and 43 RBI before the break...hit .266 with 4 homers and 21 RBI after the All-Star Break.
- ▶ Led the team with a .351 average (20-57), 3 HR and 19 RBI when games were close and late (7th inning on and leading by 1 run, tied or with potential tying run on base, at bat or on deck).
- ▶ KC went 8-4 when Harvey homered and 30-14 when he scored a run.
- ▶ Had an RBI double against Seattle in the 6th inning on July 20 which ended an 0-for-24 drought against the Mariners.
- ▶ Had back-to-back 3-hit games against the Yankees on Aug. 19 and 20 in New York.
- ▶ Posted a career-best 9-game hitting streak from Sept. 4-14, hitting .371 during the streak (13-35).



2002

- ▶ Was honored with the inaugural Joe Black Award as the Most Valuable Player in the Arizona Fall League following the 2002 season...helped lead Scottsdale to the best record in the league by shattering the league's all-time records for batting average (.479), slugging percentage (.752) and on-base percentage (.537)...he also set the league record with an 18-game hitting streak to open the season.
- ▶ Also led the AFL in hits (56) and doubles (11) and placed 2nd in extra-base hits (18) and 3rd in runs scored (25)...was named to the Arizona Fall League All-Prospect Team by league managers and coaches.
- ▶ Spent the entire regular season at Triple-A Omaha, where he hit .277 in 128 games...he drove in 75 runs and finished with a team-high 30 doubles and was 2nd on the team with 20 home runs.
- ▶ Hit .309 in 62 road games, while hitting .244 at Omaha's Rosenblatt Stadium...turned in a 3-homer day at Iowa, going 3-for-5 with 7 RBI and 4 runs scored.
- ▶ Raised his average from .263 on July 30 to a season-ending .277 by hitting .341 (30-88) in his final 23 games...was named the Royals 4th-best prospect by *Baseball America*.

2001

- ▶ Harvey led all Royals Minor Leaguers with a combined .350 batting average, while ranking 2nd with 90 RBI.



- ▶ Was promoted to Wichita (AA) from Wilmington (A) on May 24 after hitting .380 in 35 games with 9 doubles and 6 homers...hit .419 in his final 18 games with the Blue Rocks.
- ▶ Compiled a 22-game hitting streak at Wichita from July 3-31.
- ▶ Led the Wranglers to the Texas League playoffs after hitting a team-best .338 in 79 games with 20 doubles and 9 homers.
- ▶ Had his contract purchased from Wichita (AA) on Sept. 18...made his Major League debut at Cleveland that same day and went 0-for-4 as the starting designated hitter.
- ▶ Recorded his 1st Major League hit at Chicago on Sept. 23 off Mark Buehrle in the 5th inning.
- ▶ Appeared in 4 games for KC...batted .250 (3-for-12) with 2 RBI.
- ▶ Left the Sept. 29 game vs. Chicago after 2 innings with an aggravated right big toe and did not play for the remainder of the season...had a bone chip surgically removed in the same foot during the offseason.

Minor League Notes

- ▶ Named the 2nd-best Class-A hitting prospect by *Baseball America* following the 2000 season.
- ▶ Selected to the Northwest League and Topps Class A-Short Season/Rookie League All-Star teams...named Howe Sports "Star of Stars" award winner for overall statistical performance.
- ▶ Harvey led the Northwest League with a .397 batting average in 1999...his average fell just 6 points short of the NWL record set by Boise's Ron McNeely in 1976...also led the league with a .477 on-base percentage and a .598 slugging percentage.
- ▶ Has a .328 batting average in 344 games at the Minor League level.

Miscellaneous Notes

- ▶ **Kenneth Eugene Harvey** is single...graduated from Beverly Hills (Calif.) High in 1996 and the University of Nebraska in 2000.
- ▶ Led the nation in hitting his senior year at Nebraska, batting .478 in 57 games...led the Huskers to the Big 12 Conference title...named Big 12 Player of the Week 4 times.
- ▶ Named 1st team All-American by *Baseball America* in 1999...was a finalist for the Golden Spikes Award for the outstanding collegiate baseball player and named the Easton Redline College Defensive Player of the Year.
- ▶ Was a participant in the 2003 and 2004 Royals Caravans.

Harvey's Career Statistics

Year	Club	AVG	G	AB	R	H	2B	3B	HR	RBI	SH	SF	HP	BB	SO	SB	CS	E
1999	Spokane	*.397	56	204	49	81	17	0	8	41	0	0	8	23	30	7	3	5
2000	Wilmington	.385	46	164	20	55	10	0	4	25	0	0	7	14	29	0	2	3
2001	Wilmington	.380	35	137	22	52	9	1	6	27	0	0	6	13	21	3	1	3
	Wichita	.338	79	314	54	106	20	3	9	63	0	8	4	18	60	3	0	5
	KANSAS CITY	.250	4	12	1	3	1	0	0	2	0	0	0	4	0	1	0	
2002	Omaha	.277	128	488	75	135	30	1	20	75	0	3	8	42	87	8	3	15
2003	KANSAS CITY	.266	135	485	50	129	30	0	13	64	3	2	5	29	94	2	3	11
Minor League Totals		.328	344	1307	220	429	86	5	47	231	0	11	33	110	227	21	9	31
Major League Totals		.266	139	497	51	132	31	0	13	66	3	2	5	29	98	2	4	11

*.Led League
1999 Selected by the Kansas City Royals in the 5th round of the June Free Agent Draft...signed by Craig Struss.

Harvey's Career Fielding

POSITION	PCT.	G	PO	A	E	TC	DP
1st Base	.988	102	805	80	11	908	79



RUNELVYS HERNANDEZ

RIGHT-HANDED PITCHER

40

2003

Height, Weight:
6-1, 205

Bats/Throws:
Right/Right

Resides:
Santo Domingo,
Dominican Republic

Birthdate (Age):
April 27, 1978 (25)

Birthplace:
Santo Domingo,
Dominican Republic

Acquired:
Signed as a non-drafted
free agent, Jan. 6, 1998

Contract Status:
Signed through 2004

Major League Service:
1 year, 77 days

- ▶ First name is pronounced ROO-nell-vees...he is expected to miss the entire 2004 season.
- ▶ Made the Opening Day roster for the 1st time in his career...was named the Opening Day starter after winning a coin flip against LHP Jeremy Affeldt in Spring Training.
- ▶ Became the 1st Latin pitcher to start for the Royals on Opening Day...was the youngest pitcher to start on Opening Day since Kevin Appier on April 6, 1992.
- ▶ Led the Royals to a 3-0 win on Opening Day (6.0 IP, 2 H, 0 ER, 1 BB, 5 SO, 77 TP), KC's 1st Opening Day win since March 31, 1998...was the team's 1st-ever shutout on Opening Day or in a home opener...was just KC's 4th Opening Day win in 18 years.
- ▶ Entered the season with a 4-4 career record and combined with Jeremy Affeldt (3-4), Miguel Asencio (4-7), Chris George (4-12) and Darrell May (6-12) for a combined total of 22 career wins...the 1998 Florida Marlins were the only other team in the last 50 years to open the season with less wins in the rotation (16)...the team was tied for 7th in Major League history for fewest career wins on Opening Day.
- ▶ Became the 1st 3-game winner in the Majors after winning his 3rd start at Cleveland on April 11 (7.0 IP, 7 H, 0 ER)...allowed just 1 ER in his 1st 20.0 innings of work (0.45 ERA).
- ▶ Became the Major's 1st 4-game winner vs. Minnesota on April 22 (6.2 IP, 3 H, 1 ER, 6 BB, 3 SO).
- ▶ Earned a no decision on April 28 at Toronto despite allowing just 2 ER on 7 hits in 7.0 innings...left with a 7-2 lead on his 25th birthday, only to watch the Blue Jays score 6 runs in the bottom of the 9th and hand KC a 10-9 loss...the no decision spoiled his chance to become the 1st pitcher in club history to start 5-0 through the month of April.
- ▶ Was named the Royals Pitcher of the Month for April after posting a 4-0 record through the 1st month...ranked 2nd in the A.L. for ERA (1.36) and ranked 4th in the Majors...ranked 2nd in the A.L. and 3rd in the Majors by holding opponents to a .173 average.
- ▶ Lost 3 straight starts from May 3-14 (at BAL, vs. BAL, at MIN)...allowed 18 hits and 12 ER in 18.1 innings (5.89 ERA) during the skid before he was placed on the D.L.
- ▶ Was placed on the D.L. on May 27 with inflammation in his right elbow and missed 42 games before being reinstated on July 11.

Hernandez' Career Bests

Season:		
Wins	7	2003
ERA	4.36	2002
IP	91.2	2003
Win Streak	4	2003

Game Highs:

IP	8.1 - at Det, 9/15/02
Low Hit	2 - vs. Cle, 4/5/03
SO	9 - vs. Cle (G1), 7/20/02



- ▶ Made 3 rehab starts, including 2 at AA Wichita (June 20 and 25)...threw 9.1 innings, gave up 4 ER and struck out 5 for the Wranglers...allowed 1 ER and struck out 5 in 5.0 innings in a start for Omaha (AAA).
- ▶ Returned from the D.L. with a no decision in KC's 13-3 win at Texas (4.0 IP, 4 H, 3 ER, 0 BB, 3 SO, 66 TP).
- ▶ Snapped a 6-game winless streak with a win at Detroit on July 25 (6.0 IP, 8 H, 2 ER) for his 1st win since April 22.
- ▶ Earned a 13-9 win at Chicago on Aug. 4 despite allowing 8 hits, 4 walks and 6 ER in 5.0 innings...allowed a 3-run homer to Joe Crede in the 5th before giving way to the bullpen.
- ▶ Was 2-1 in 3 August starts with a 10.57 ERA (15.1 IP, 18 ER).
- ▶ Prior to the All-Star Break, Hernandez posted a 4-3 record with a 3.05 ERA, holding opponents to a .203 batting average...was just 3-2 with a 7.89 ERA after the break, with opponents hitting at a .336 clip against him.
- ▶ Was charged with a loss against Minnesota on Aug. 16 after giving up a career-high 9 hits and 9 ER in 3.1 innings...was optioned to Wichita on Aug. 17...did not report to Wichita after reporting soreness in his right elbow...had his option voided on Aug. 26 and was placed on the 15-day Disabled List (retro to Aug. 17) with a partial tear in his right ulnar collateral ligament.
- ▶ Missed the remainder of the season after undergoing Tommy John surgery on Sept. 5...the surgery was performed by Dr. Lewis Yocum in Los Angeles.

2002

- ▶ Began the 2002 season at Wilmington (A) where he was 1-1 with a 3.75 ERA in 2 starts (12.0 IP, 12 H, 6 R, 5 ER, 1 BB, 9 SO).
- ▶ Was promoted to Wichita (AA) and went 8-3 with a 2.71 ERA in 14 starts (106.1 IP, 96 H, 38 R, 32 ER, 24 BB, 86 SO).
- ▶ Had his contract purchased on July 15 and started the 2nd game of a doubleheader, earning a no decision in KC's 6-4 win...he allowed single runs in the 1st and 4th innings...left the game with a 4-2 lead after 5 innings.
- ▶ Earned his 1st Major League victory in his 2nd start vs. Cleveland in the 1st game of a double header on July 20...allowed 7 hits and 3 earned runs in 7.0 innings, but was optioned to Wichita following the game to make room for Chuck Knoblauch who was activated from the D.L.
- ▶ Tied a club individual season high with 9 strikeouts vs. Cleveland in the 7-5 win to give Kansas City its 9th straight win.
- ▶ Was charged with his 1st Major League loss on Aug. 1, despite allowing just 3 runs in 6.2 innings of a 3-2 loss vs. Toronto.
- ▶ Was named the Texas League Pitcher of the Week for June 17-23...was named a Texas League All-Star at the conclusion of the season.

Minor League Notes

- ▶ Jumped from Salcedo, the Royals Dominican League team to the Major Leagues in a span of 2 years...led Burlington in strikeouts in 2001...joined the Bees on May 30 from extended Spring Training.

Miscellaneous Notes

- ▶ Graduated from Cesar Nicolas Pension (DR) High, 1997...full name is **Runelvys Antonio Hernandez**...he and his wife Christina, have a son, Runelvys, Jr.



Hernandez' Career Totals

Year	Club	W-L	ERA	G	GS	CG	SHO	SV	IP	H	R	ER	HR	HB	BB	SO	WP	BK
1998	Salcedo	0-2	5.29	19	2	0	0	0	32.1	31	26	19	0	2	29	27	2	0
1999	Salcedo	2-2	3.06	16	2	0	0	5	32.1	23	19	11	0	4	17	36	0	0
2000	Salcedo	7-3	2.25	14	10	0	0	1	72.0	57	25	18	0	4	18	70	4	0
2001	Burlington	7-5	3.40	17	17	0	0	0	100.2	94	46	38	5	3	29	100	6	3
2002	Wilmington	1-1	3.75	2	2	0	0	0	12.0	12	6	5	0	0	1	9	0	0
	Wichita	8-3	2.71	16	14	2	0	0	106.1	96	38	32	3	3	24	86	5	1
	KANSAS CITY	4-4	4.36	12	12	0	0	0	74.1	79	36	36	8	1	22	45	2	0
2003	KANSAS CITY	7-5	4.61	16	16	0	0	0	91.2	87	51	47	9	6	37	48	2	1
	Wichita	0-2	3.86	2	2	0	0	0	9.1	9	4	4	0	0	5	5	0	0
	Omaha	1-0	1.80	1	1	0	0	0	5.0	3	1	1	0	1	2	5	0	0
Minor League Totals		26-18	3.11	87	50	2	0	6	370.0	325	165	128	8	17	125	338	17	4
Major League Totals		11-9	4.50	28	28	0	0	0	166.0	166	87	83	17	7	59	93	4	1

1998 Signed by the Kansas City Royals as a non-drafted free agent, Jan. 6...signed by Luis Silverio and Andres Lopez.

Hernandez' M.L. Batting Totals

	AVG.	AB	H	HR	RBI
M.L. Totals	.000	0	0	0	0

Hernandez' Career Fielding

POSITION	PCT.	G	PO	A	E	TC	DP
Pitcher	1.000	28	15	22	0	37	3

Hernandez' 2003 and Career Breakdown

vs. American League	2003							CAREER						
	W-L	S	ERA	G	IP	H	ER	W-L	S	ERA	G	IP	H	ER
vs. Anaheim	-	-	-	-	-	-	-	-	-	-	-	-	-	-
Baltimore	0-2	0	4.05	2	13.1	12	6	0-2	0	4.05	2	13.1	12	6
Boston	-	-	-	-	-	-	-	-	-	-	-	-	-	-
Chicago	2-1	0	6.41	4	19.2	20	14	2-2	0	6.49	5	26.1	28	19
Cleveland	2-0	0	0.64	2	14.0	9	1	3-0	0	2.34	5	34.2	34	9
Detroit	1-0	0	3.00	1	6.0	8	2	2-0	0	3.14	2	14.1	15	5
Kansas City	-	-	-	-	-	-	-	-	-	-	-	-	-	-
Minnesota	1-2	0	9.60	3	15.0	18	16	1-3	0	9.00	4	20.0	25	20
New York	-	-	-	-	-	-	-	1-0	0	3.00	1	6.0	4	2
Oakland	-	-	-	-	-	-	-	0-1	0	7.36	2	11.0	12	9
Seattle	0-0	0	0.00	1	5.2	4	0	0-0	0	0.00	1	5.2	4	0
Tampa Bay	1-0	0	3.86	1	7.0	5	3	2-0	0	2.25	2	12.0	6	3
Texas	0-0	0	6.75	1	4.0	4	3	0-0	0	5.00	2	9.0	11	5
Toronto	0-0	0	2.57	1	7.0	7	2	0-1	0	3.29	2	13.2	15	5
Monthly	W-L	S	ERA	G	IP	H	ER	W-L	S	ERA	G	IP	H	ER
March/April	4-0	0	1.36	6	39.2	24	6	4-0	0	1.36	6	39.2	24	6
May	0-3	0	5.89	3	18.1	18	12	0-3	0	5.89	3	18.1	18	12
June	-	-	-	-	-	-	-	-	-	-	-	-	-	-
July	1-1	0	5.40	4	18.1	23	11	2-1	0	4.75	6	30.1	37	16
August	2-1	0	10.57	3	15.1	22	18	4-4	0	6.34	8	44.0	50	31
September/October	-	-	-	-	-	-	-	1-1	0	4.81	5	33.2	37	18
Situational Pitching	W-L	S	ERA	G	IP	H	ER	W-L	S	ERA	G	IP	H	ER
Home	3-3	0	4.78	7	37.2	32	20	5-7	0	4.52	15	85.2	88	43
Road	4-2	0	4.50	9	54.0	55	27	6-2	0	4.48	13	80.1	78	40
Before ASG	4-3	0	3.05	10	62.0	46	21	4-3	0	3.05	10	62.0	46	21
After ASG	3-2	0	7.89	6	29.2	41	26	7-6	0	5.37	18	104.0	120	62
Starter	7-5	-	4.61	16	91.2	87	47	11-9	-	4.50	28	166.0	166	83
Reliever	-	-	-	-	-	-	-	-	-	-	-	-	-	-

Hernandez' Career by Ballpark

Ballpark	W-L	S	ERA	G	IP	ER	Ballpark	W-L	S	ERA	G	IP	ER
Camden Yards	0-1	0	3.86	1	7.0	3	Yankee Stadium	1-0	0	3.00	1	6.0	2
U.S. Cellular Field	1-0	0	6.55	2	11.0	8	Network Associates	0-0	0	9.00	1	5.0	5
Jacobs Field	1-0	0	1.93	2	14.0	3	Tropicana Field	1-0	0	3.86	1	7.0	3
Comerica Park	2-0	0	3.14	2	14.1	5	Ballpark in Arlington	0-0	0	6.75	1	4.0	3
Kauffman Stadium	5-7	0	4.52	15	85.2	43	Skydome	0-0	0	2.57	1	7.0	2
Metrodome	0-1	0	10.80	1	5.0	6							

ROYALS REVIEW HISTORY RECORDS OPPONENTS OPERATIONS MEDIA



ERIK HILJUS

RIGHT-HANDED PITCHER

(NON-ROSTER)



37

Height, Weight:
6-6, 220

Bats/Throws:
Right/Right

Resides:
Northridge, Calif.

Birthdate:
Dec. 25, 1972 (31)

Birthplace:
Panorama, Calif.

Acquired:
Signed as a minor league free agent, Dec. 1, 2003

Contract Status:
Signed through 2004

M.L. Service:
1 year, 18 days

2003

- ▶ Spent the entire season with Sacramento (Oakland AAA), where he compiled an 11-10 record in a team-high 29 starts, logging a 4.69 ERA in 174.2 IP...walked 52 batters and recorded 129 strikeouts.
- ▶ Ranked 3rd in the PCL in strikeouts and innings pitched, but allowed a league-high 28 home runs.
- ▶ Notched 9 of his 11 wins at home, where he was 9-5 with a 3.49 ERA...was just 2-5 with a 6.65 ERA in 12 road starts.
- ▶ Had his best month in June, going 4-0 with a 3.09 ERA (35.0 IP, 12 ER).

2002

- ▶ Began the season in the A's starting rotation but finished it pitching in relief at Triple-A Sacramento after a stint on the disabled list.
- ▶ Was the A's 5th starter and made a total of 9 starts over the 1st 2 months of the season...posted a 3-3 record and a 6.50 ERA before he was optioned to Sacramento on May 30.
- ▶ Went 1-2 with a 5.73 ERA in 6 starts with the River Cats before landing on the D.L. on July 12 with a stiff neck.
- ▶ Activated from the D.L. on Aug. 22 and went 0-1 with a 21.21 ERA in 3 relief appearances with Sacramento.
- ▶ With the A's, he was 2-2 with a 4.91 ERA (14 ER, 25.2 IP) in 5 starts on the road and 1-1 with an 8.55 ERA (19 ER, 20.0 IP) in 4 starts in Oakland.
- ▶ Allowed a .284 opponents batting average which rose to .390 (16-41) with runners in scoring position...allowed 11 homers in 45.2 innings, an average of 2.2 per nine innings...5 of those home runs came in the 1st inning.
- ▶ Suffered his 1st career loss in his 1st start on April 5 at Seattle...allowed 5 runs on 7 hits in 6.0 innings in the A's 7-1 loss...then put together a 3-game winning streak over a 4-start stretch from April 13-May 1 (9 ER, 23.2 IP, 3.42 ERA).
- ▶ Matched his career high with 7.0 innings pitched on April 18 against Anaheim when he allowed just 1 run in the A's 4-2 victory.
- ▶ Had his winning streak snapped on May 8 against Boston when he allowed a career-high 8 runs in 2.1 innings, his shortest outing ever as

Hiljus' Career Bests		
Season:		
Wins	5	2001
ERA	3.41	2001
SV	17	2001
IP	66.0	2001
SO	67	2001
Win Streak	5	2001
Game Highs:		
IP	7.0 - 2 times	
	Last: vs. Ana, 4/18/02	
SO	10 - at Tex, 6/30/01	



a starter...went 0-2 with a 10.69 ERA (19 ER, 16.0 IP) over his final 4 starts.

- ▶ Was 1-3 with a 7.65 ERA in 9 games, 6 starts, at Sacramento ...opponents batted .342, including .500 (11-22) in his 3 relief appearances...allowed a .389 (21-54) average with runners in scoring position.
- ▶ Went 0-2 with a 6.67 ERA in 5 starts in June before picking up his 1st win on July 3 at Tacoma...was his last start before going on the D.L. with a stiff neck...pitched in relief when he returned

2001

- ▶ Began the season at Triple-A Sacramento, but finished the year in the A's starting rotation...went 8-5 with a 3.63 ERA in 15 starts with the River Cats and 5-0 with a 3.41 ERA in 16 games, 11 starts with Oakland.
- ▶ Became the 3rd pitcher and 1st starter in Oakland history to go undefeated with a minimum of 5 decisions...Jim Corsi went 6-0 in 1996 and Buddy Groom was 5-0 in 1996.
- ▶ Took Gil Heredia's spot in the starting rotation on Aug. 1...went 5-0 with a 3.95 ERA (57.0 IP, 61 H, 26 R, 25 ER, 17 BB, 55 SO) in his 11 starting assignments and 0-0 with a 0.00 ERA (9.0 IP, 9 H, 3 R, 4 BB, 12 SO) in 5 relief appearances.
- ▶ Struck out 67 in 66.0 innings for an average of 9.14 strikeouts per 9 innings...allowed a .263 opponents batting average which broke down to .248 against left-handers and .281 against right-handers...average went up to .300 (21-70) with runners in scoring position and .343 (12-35) with RISP and 2 outs.
- ▶ Held the opponents' 3, 4 and 5-hitters to a combined .221 (19-86) batting average...was selected from Sacramento on June 30 and made his 1st Major League start that night in Texas.
- ▶ Recorded his 1st Major League win in the A's 15-4 win...tossed a career high 7.0 innings and struck out a career-high 10 batters, including 4 in the 7th inning, which tied a Major League record.
- ▶ Struck out 8 in 5 innings of relief on July 24 against Minnesota, both his best figures as a reliever...made a relief appearance on Aug. 26 against Detroit (1.1 IP, 1 H, 2 SO) and was ejected from the game by 3rd base umpire Chris Guccione for arguing a balk call after he was removed from the game.
- ▶ The A's were 3-3 in his no decisions and 8-3 in his starting assignments...made 1 appearance in the Division Series against New York...faced 3 batters in Game 4, walking 2 (0.1 IP, 1 R, 1 ER).
- ▶ While at Sacramento, he led the River Cats in complete games (3), tied for the team lead in wins (8) and shutouts (1) and finished 2nd in strikeouts (108), despite making just 15 starts.
- ▶ Allowed a .212 opponents batting average, including .196 by right-handers and .235 by lefties...tossed 3 complete games over his final 5 starts, including a 2-hit shutout at Oklahoma on June 6 when he struck out a season high 11.

2000

- ▶ Spent the majority of the 2000 season with Toledo (AAA) where he posted a 3.44 ERA in 46 games...posted a 2.19 ERA in 8 games in April with 14 strikeouts in 12.1 innings.
- ▶ Earned his 1st win of the season June 21 against Ottawa...fanned a season-high 7 batters on July 3 at Columbus, matching a season-high with 3.0 innings pitched.
- ▶ Was recalled by Detroit on July 23 and faced Kansas City that day, allowing 2 runs on 3 hits in 0.2 innings...optioned to Toledo on July 26 but was brought back the next day...pitched at Texas on July 27 and 28 and was optioned to Toledo on Aug. 1.
- ▶ Compiled a 4.1 to 1 strikeout to walk ratio with Toledo...averaged 2.5 walks per 9 innings compared to 10.3 strikeouts.

1999

- ▶ Worked his way up from Lakeland (A) to Jacksonville (AA) to Toledo (AAA) after a right knee arthroscopy in Spring Training, making his Major League debut with the Tigers in September.
- ▶ Averaged 12.27 strikeouts per 9 innings in his Minor League action, tied for the 9th-best mark of all full-season minor league relievers.
- ▶ Pitched 2.0 innings in his 1st Major League game on Sept. 10 against Toronto...allowed 2 runs on a pair of solo home runs.
- ▶ Was a non-roster invitee to the Tigers' Major League spring camp...had arthroscopic surgery on his right knee on March 12 and spent April 8 to 19 on the Toledo disabled list.
- ▶ Started the season with 3 games at Single-A Lakeland, tossing 4.0 total innings in relief and giving up only one run while striking out 9...struck out 28 and walked only 5 of 65 total batters faced at Jacksonville, maintaining a 5.6-to-1 strikeout-to-walk ratio and averaging 14.5 strikeouts per 9 innings.
- ▶ Surrendered only 1 hit with runners in scoring position (1-14, .071) and only 2 hits with runners on base (2-21, .095)...opponents batted only .093 against him overall.
- ▶ Departed Jacksonville with a 1.04 ERA...made 33 appearances at Toledo, tossing 59.1 innings in relief...notched a career high 5 saves which tied for the team-best with Matt Anderson.

Minor League Notes

- ▶ Signed by the Tigers in early March, 1998 after missing the entire 1997 campaign ...appeared in 42 games as a reliever for Jacksonville...pitched exclusively in relief for the first time in his professional career.
- ▶ Placed 2nd in the Southern League in 1998 with 11.6 strikeouts per 9 innings pitched...saw action in 9 Southern League playoff games...did not earn a decision but allowed just 3 hits and 2 walks without yielding a run and striking out 10, which ranked 3rd among SL pitchers in the postseason...earned his 1st professional save on April 13 at Chattanooga.
- ▶ Spent the entire 1997 season on the D.L. with a right shoulder injury before being released by the Cardinals on Aug. 20.
- ▶ Was traded from the Mets to St. Louis before the 1996 season and spent the year at Arkansas (AA) of the Texas League...went 3-5 with a 6.11 ERA over 10 games, all starts...missed more than half of the season due to injury.
- ▶ Tied his single-season career-high by making 27 combined starts in 1995 with St. Lucie (A) and Binghamton (AA) in the Mets farm system...also posted a combined 10-8 mark with a 3.94 ERA...opposing hitters batted .219, 5th-best among all Florida State League starters...was selected to play in the FSL All-Star Game.
- ▶ Won 11 games in 1994, while spending the entire season with St. Lucie...recorded 3 complete games, establishing a new career high...ranked 4th in the FSL with 140 strikeouts.
- ▶ Saw his 1st Single-A action with Capital City in 1993...established minor league career highs in strikeouts (157), walks (111) and wild pitches (17)...led all Mets minor leaguers in strikeouts and walks...topped the South Atlantic League in free passes and ranked 5th in the league in strikeouts...also ranked 5th in the circuit among starting pitchers with 9.7 strikeouts per 9 innings.
- ▶ Went 3-6 with rookie Kingsport in 1992...made 11 starts and his 1st pro relief appearance.
- ▶ Went 2-3 with the Gulf Coast League Mets in 1991, his first professional season...held opponents to a .215 batting average...was 1 of 3 GCL pitchers to toss a shutout.

Miscellaneous Notes

- ▶ **Erik Kristian Hiljus** graduated from Canyon High School in Valencia, Calif, in 1991...played for Phoenix in the 1998 Arizona Fall League...wife's name is Stephanie.



Hiljus' Career Statistics

Year	Club	W-L	ERA	G	GS	CG	SHO	SV	IP	H	R	ER	HR	HB	BB	SO	WP	BK
1991	Gulf Coast Mets	2-3	4.26	9	9	1	1	0	38.0	31	27	18	1	1	37	38	5	1
1992	Kingsport	3-6	5.09	12	11	0	0	0	70.2	66	49	40	5	2	40	63	7	2
1993	Capital City	7-10	4.32	27	27	1	0	0	145.2	114	76	70	8	4	*111	157	17	4
1994	St. Lucie	11-10	3.98	26	26	3	1	0	160.2	159	85	71	8	5	90	140	10	8
1995	St. Lucie	8-4	2.99	17	17	0	0	0	111.1	85	46	37	4	3	50	98	10	4
	Binghamton	2-4	5.86	10	10	0	0	0	55.1	60	38	36	8	1	32	40	4	2
1996	Arkansas	3-5	6.11	10	10	0	0	0	45.2	62	37	31	6	0	30	21	4	0
1997									(Injured — Did Not Play)									
1998	Jacksonville	2-3	3.70	42	0	0	0	2	65.2	49	31	27	7	0	35	85	4	0
1999	Lakeland	0-0	2.25	3	0	0	0	0	4.0	4	1	1	0	0	0	9	0	1
	Jacksonville	1-0	1.04	10	0	0	0	0	17.1	5	4	2	1	1	5	28	1	1
	Toledo	2-3	4.40	33	0	0	0	5	59.1	49	31	29	5	2	16	73	5	0
	DETROIT	0-0	5.19	6	0	0	0	0	8.2	7	5	5	2	0	5	1	0	0
2000	Toledo	5-3	3.44	46	0	0	0	2	70.2	67	33	27	3	0	20	81	3	0
	DETROIT	0-0	7.36	3	0	0	0	0	3.2	5	3	3	1	0	1	2	0	0
2001	Sacramento	8-5	3.63	15	15	3	1	0	101.2	79	46	41	18	1	26	108	2	0
	OAKLAND	5-0	3.41	16	11	0	0	0	66.0	70	29	25	7	0	21	67	2	1
2002	OAKLAND	3-3	6.50	9	9	0	0	0	45.2	52	36	33	11	0	21	29	1	0
	Sacramento	1-3	7.65	9	6	0	0	0	37.2	54	32	32	3	1	15	30	2	0
2003	Sacramento	11-10	4.69	29	29	2	1	0	174.2	174	106	91	*28	5	52	129	6	0
	Minor League Totals	66-69	4.30	298	160	10	4	9	1158.1	1058	642	553	105	26	559	1100	80	25
	Major League Totals	8-3	4.79	34	20	0	0	0	124.0	134	73	66	21	0	48	99	3	1

* — Led League

1991 Selected by the New York Mets in the 4th round of the free agent draft, June 3.

1996 Traded by the Mets with RHP Eric Ludwick and OF Yudith Ozono to the Cardinals for OF Bernard Gilkey, Jan. 23.

1998 Signed by the Detroit Tigers as a minor league free agent, March 9.

2000 Signed by the Oakland Athletics as a minor league free agent, Dec. 1.

2003 Signed by the Kansas City Royals as a minor league free agent, Dec. 1.

Hiljus' Division Series Record

Year	Club, Opp.	W-L	ERA	G	GS	CG	SHO	SV	IP	H	R	ER	HR	HB	BB	SO
2001	Oak. vs. NYY	0-0	27.00	1	0	0	0	0	0.1	0	1	1	0	0	2	0

POSITION	PCT.	Hiljus' Career Fielding					
		G	PO	A	E	TC	DP
Pitcher	.933	34	4	10	1	15	0

Hiljus' 2003 and Career Breakdown

vs. American League	W-L	S	ERA	2003				CAREER						
				G	IP	H	ER	W-L	S	ERA	G	IP	H	ER
vs. Anaheim	-	-	-	-	-	-	-	2-0	0	1.62	4	16.2	9	3
vs. Baltimore	-	-	-	-	-	-	-	0-0	0	11.74	2	7.2	13	10
vs. Boston	-	-	-	-	-	-	-	0-2	0	7.36	3	11.0	12	9
vs. Chicago	-	-	-	-	-	-	-	1-0	0	3.60	1	5.0	6	2
vs. Cleveland	-	-	-	-	-	-	-	0-0	0	4.91	3	11.0	12	6
vs. Detroit	-	-	-	-	-	-	-	0-0	0	2.91	2	6.1	3	2
vs. Kansas City	-	-	-	-	-	-	-	0-0	0	13.50	3	3.1	7	5
vs. Minnesota	-	-	-	-	-	-	-	0-0	0	0.00	2	6.0	7	0
vs. New York	-	-	-	-	-	-	-	1-0	0	5.28	3	15.1	19	9
vs. Oakland	-	-	-	-	-	-	-	-	-	-	-	-	-	-
vs. Seattle	-	-	-	-	-	-	-	2-1	0	4.86	3	16.2	23	9
vs. Tampa Bay	-	-	-	-	-	-	-	1-0	0	4.76	2	11.1	13	6
vs. Texas	-	-	-	-	-	-	-	1-0	0	2.70	3	10.0	8	3
vs. Toronto	-	-	-	-	-	-	-	0-0	0	6.00	2	3.0	2	2
vs. National League	W-L	S	ERA	G	IP	H	ER	W-L	S	ERA	G	IP	H	ER
vs. Los Angeles	-	-	-	-	-	-	-	0-0	0	0.00	1	0.2	0	0
Monthly	W-L	S	ERA	G	IP	H	ER	W-L	S	ERA	G	IP	H	ER
March/April	-	-	-	-	-	-	-	2-1	0	4.74	4	24.2	23	13
May	-	-	-	-	-	-	-	1-2	0	8.57	5	21.0	29	20
June	-	-	-	-	-	-	-	1-0	0	2.57	1	7.0	6	2
July	-	-	-	-	-	-	-	0-0	0	2.38	7	11.1	13	3
August	-	-	-	-	-	-	-	1-0	0	4.44	6	26.1	27	13
September/October	-	-	-	-	-	-	-	3-0	0	4.01	11	33.2	36	15
Situational Pitching	W-L	S	ERA	G	IP	H	ER	W-L	S	ERA	G	IP	H	ER
Home	-	-	-	-	-	-	-	3-1	0	5.73	17	55.0	64	35
Road	-	-	-	-	-	-	-	5-2	0	4.01	17	69.0	70	31
Before ASG	-	-	-	-	-	-	-	4-3	0	5.87	11	53.2	59	35
After ASG	-	-	-	-	-	-	-	4-0	0	3.97	23	70.1	75	31
Starter	-	-	-	-	-	-	-	8-3	-	5.08	20	102.2	113	58
Reliever	-	-	-	-	-	-	-	0-0	0	3.38	14	21.1	21	8



CURTIS LESKANIC

RIGHT-HANDED PITCHER



Height, Weight:
6-0, 185

Bats/Throws:
Right/Right

Resides:
Longwood, Fla.

Birthdate (Age):
April 2, 1968 (36)

Birthplace:
Homestead, Pa.

Acquired:
Obtained from the Milwaukee Brewers in exchange for Wes Obermueller and Alejandro Machado, July 2, 2003.

Contract Status:
Signed through 2004

M.L. Service:
8 years, 157 days

Career Notes

- Is in his 2nd season with KC after spending his whole Major League career in the National League with Colorado (1993-99) and Milwaukee (2000-03).
- Owns a 42-29 career record with a 4.30 ERA in 552 big league games...has faced 29 of 30 teams during his career...has never faced Toronto.

2003

- Acquired from Milwaukee on July 2 via trade for Wes Obermueller and Alejandro Machado.
- At the time of his acquisition from Milwaukee he was 4-0 with a 2.70 ERA in 26 games...had struck out 28, walked 18 and given up 1 home run on the year.
- Compiled a combined 5-0 record with 2 saves and a 2.22 ERA (52.2 IP, 13 ER) between Milwaukee and Kansas City...was 1-0 with a 1.73 ERA in 27 games for the Royals.
- Led the Royals to a 19-7 record in games he pitched.
- In his Royals debut on July 3, he struck out the side against the Tigers in KC's 3-2 win.
- The Royals posted a 7-3 record in their 1st 10 games after acquiring Leskanic.
- Did not allow a run from May 31 - July 31...threw 16.1 innings in 17 games and surrendered just 5 hits while striking out 23.
- Allowed 4 ER in 0.1 innings vs. Texas on Aug. 28...compiled a 0.36 ERA (24.2 IP, 1 ER) in his 26 other relief appearances with Kansas City.
- Picked up his 1st win as a Royal on Aug. 2 against Tampa Bay...he threw 0.2 inning and gave up 3 runs (1 earned) on 3 hits...he also earned his 1st blown save as a Royal in the game.
- Earned his 1st save as a Royal on Aug. 17 vs. Minnesota (1.0 IP, 1 H, 0 ER)...it was his 1st save since Sept. 23, 2001 vs. Cincinnati when he was a member of the Milwaukee Brewers.
- Finished the season holding opponents scoreless in his final 7 games (7.0 IP, 4 H, 3 BB, 4 SO).

2002


- Spent the 2002 season recovering from off-season shoulder surgery... began a rehab assignment with Milwaukee's Triple A affiliate in Indianapolis on May 10...appeared in 5 games, posting a 0-0 mark with a 1.35 ERA while striking out 7.
- His rehab assignment was

Leskanic's Career Bests

Season:		
Wins	9	2000
ERA	2.56	2000
SV	17	2001
IP	85.0	1999
SO	107	1995
Win Streak	7	2000

Game Highs:

IP	7.0 IP - at SF, 6/27/93
Low Hit	1 - vs Fla, 7/8/93 (6.2 IP)
SO	6 - at StL, 7/30/94



transferred to Double A Huntsville to allow him to pitch in warmer weather on May 24...made 2 scoreless appearances at Huntsville before being shut down for the season after re aggravating the shoulder.

2001

- ▶ Began the season as Milwaukee's closer and converted a career-best 17 saves...tied for 5th in the National League with Houston's Billy Wagner with 58 games finished.
- ▶ Pitched back-to-back days 18 times during the season...worked 3-straight games 6 times...made an appearance 5 consecutive days from May 12-16.
- ▶ Struck out season-high 3 batters at Chicago on June 24 and vs. Atlanta on Aug. 3.
- ▶ Snapped a career-best 7-game winning streak dating back to Sept. 24, 2000 when he suffered his 1st loss of the season on April 4 at Houston...pitched a season-high 2.1 innings in the loss.
- ▶ Following a rocky April, he posted a 2-4 mark with 15 saves and a 2.97 ERA from May through the end of the season...did not allow an earned run in 10 May appearances.
- ▶ Diagnosed with a sub-surface tear in the rotator cuff of his right shoulder and a torn labrum on Oct. 5...underwent successful surgery on Oct. 9 debriding the rotator cuff and labrum...the procedure was performed by Dr. James Andrews in Birmingham, Ala.

2000

- ▶ Earned the Brewers Newcomer Award in his 1st season in Milwaukee...set career highs with 9 victories and 12 saves.
- ▶ Took over as Milwaukee's closer on July 28 when Bob Wickman was traded to Cleveland...was 12-for-13 in save opportunities with his only blown save coming on Sept. 13 at New York (NL).
- ▶ Was spectacular after the All-Star Break with a 9-1 record, a 2.02 ERA and 11 saves.
- ▶ Allowed just 10 percent (3-31) inherited runners to score...held right-handed hitters to a .211 average, with left-handers managing just a .214 average.
- ▶ Started the season slowly as he gave up 9 runs in his first 14.1 innings pitched...after April, he posted a 1.86 ERA (63.0 IP, 13 ER)...the Brewers were 39-34 in his games.
- ▶ Was on the 15-Day Disabled List from May 12-30 with cellulitis of the groin.
- ▶ Struck out a season-high 5 batters in 2.0 innings on Aug. 12 vs. St. Louis.
- ▶ Went 30 games without allowing a home run from July 21-Sept. 26, a span of 33.2 innings.
- ▶ Signed a 3-year contract with the Brewers on Nov. 28.

1999

- ▶ Was the dean of the Rockies bullpen in his 5th full season for Colorado...was the only pitcher in club history to appear in the club's 1st 7 seasons and ended the 1999 campaign having pitched in more career games than any Rockies pitcher in club history.
- ▶ Made his 300th career appearance on April 27 at St. Louis, pitching 3.0 scoreless innings to tie his longest career relief outing and the longest since 1997.
- ▶ Smacked his 1st career home run on June 9 vs Seattle off Rafael Carmona.
- ▶ Became the franchise's all-time appearance leader on July 17 at Cincinnati, surpassing Steve Reed's 329.
- ▶ Set a Rockies franchise record with his 400th strikeout on Aug. 7 at Florida when he fanned Preston Wilson (Pedro Astacio surpassed him on Sept. 6).

1998

- ▶ Worked 75.2 innings for the Rockies, just 2 outs shy of Dave Veres' bullpen-leading 76.1.
- ▶ With 55 strikeouts he moved from 4th to 1st place on Colorado's all-time list (338) and surpassed Kevin Ritz when he fanned Mark Grudzielanek Sept. 15 at Los Angeles.
- ▶ Went 1-0 with a 2.08 ERA in 9 appearances in May...retired 14 consecutive hitters during a 4-game stretch from May 8-16.
- ▶ Did not allow a run in 9 July appearances, spanning 10.1 innings.
- ▶ Stretched his scoreless innings streak to a club-record 21.2 innings from July 1-Aug. 24 (17 appearances), tying the 2nd-longest relief streak in the National League.



ROYALS HISTORY 1969 1970 1971 1972 1973 1974 1975 1976 1977 1978 1979 1980 1981 1982 1983 1984 1985 1986 1987 1988 1989 1990 1991 1992 1993 1994 1995 1996 1997

- ▶ Retired 44 of 66 first batters (67 percent) and allowed just 6 of 20 inherited runners (30 percent) to score on the year.

1997

- ▶ Was placed on the 15-Day Disabled List on March 24 with right shoulder fatigue.
- ▶ Completed a rehab assignment at Salem (A) and made his 1997 debut on April 12 vs. Montreal.
- ▶ Later optioned to Colorado Springs (AAA) but returned to the Rockies on May 25 when Bruce Ruffin was placed on the 15-Day Disabled List.
- ▶ Picked up his 1st win of the season on June 18 vs Texas.
- ▶ Did not allow a run over his final 14 appearances (11.1 IP) from Aug. 31-Sept. 28.

1996

- ▶ Despite an injury-plagued season, made 70 appearances in relief for Colorado and picked up 7 wins, tying him for the top spot in the bullpen.
- ▶ Led the Colorado relievers with 76 strikeouts on the year.
- ▶ Opened the year in the closer role, going 2-0 with 6 saves in April...converted each of his 1st 6 save attempts, his only saves of the year.
- ▶ Began experiencing right shoulder soreness in late May and was placed on the 15-Day Disabled List on June 2 (retro to May 30)...completed a rehab assignment at Triple A Colorado Springs (3.0 IP) and returned to the Rockies on June 20.
- ▶ Allowed 8 of 23 inherited runners to score, including just 1 of his final 11.

1995

- ▶ Spent his 1st full season in the Major Leagues with Colorado...ended his 1st season by recording the final out on Oct. 1 to send the Rockies to the postseason.
- ▶ Led the Majors in appearances (76) and finished with 10 saves, as he was used exclusively in relief for the 1st time in his career...struck out 107 batters to rank 2nd on the Colorado staff.
- ▶ Recorded the 1st save of his professional career on June 4 vs Pittsburgh.
- ▶ Struck out 5 of 6 batters faced in a save at Pittsburgh on Aug. 28...allowed 6 of 46 inherited runners to score and just 2 of his last 30.
- ▶ Appeared in 3 postseason games, taking the loss in Game 1 when he surrendered a 2-out, solo home run to Atlanta's Chipper Jones in the 9th inning.

1994

- ▶ Opened the year at Triple A Colorado Springs and earned a promotion to the Rockies on June 29...his only win came at Chicago (NL) on July 6 when he worked 5.1 innings.
- ▶ Optioned back to Colorado Springs on Aug. 9 and finished the season with the 3rd-lowest ERA (3.31) in the Pacific Coast League...started the 1st game of the playoffs for Colorado Springs, going 5.0 innings vs Albuquerque.

1993

- ▶ Since the Rockies did not operate a Double A club in 1993, he opened the year on loan in Double A Wichita before his Triple A promotion on May 20.
- ▶ Made his Major League debut on June 27 at San Francisco, suffering the loss.
- ▶ Posted his 1st Major League win on July 8 vs Florida.

Minor League Notes

- ▶ Was traded at the end of 1992 spring training from Cleveland to Minnesota with Oscar Munoz for Paul Sorrento...while at Triple A Orlando, he led the staff in strikeouts (126) and innings (152.2).
- ▶ Collected 15 wins at Class A Kinston in 1991, tying for the Carolina League lead in wins...his win total marked the most by any hurler in the Cleveland chain.
- ▶ Began his professional career with Class A Kinston in 1990...won his last 4 outings and fanned 14 batters in the season finale.
- ▶ Was originally selected by Cleveland in the 8th round of the 1989 June Free Agent Draft.

Miscellaneous Notes

- ▶ **Curtis John Leskanic** and his wife, Susan, have 2 children, a son, Brandon, and a daughter, Chandler.
- ▶ Graduated from Steel Valley (Pa.) High School...earned All-SEC honors while at Louisiana State University.

Leskanic's Career Statistics

Year	Club	W-L	ERA	G	GS	CG	SHO	SV	IP	H	R	ER	HR	HB	BB	SO	WP	BK
1990	Kinston	6-5	3.68	14	14	2	0	0	73.1	61	34	30	6	2	30	71	10	8
1991	Kinston	+15-8	2.79	28	28	0	0	0	174.1	143	63	54	10	3	91	163	16	1
1992	Orlando	9-11	4.30	26	23	3	0	0	152.2	158	84	73	15	9	64	126	10	1
	Portland	1-2	9.98	5	3	0	0	0	15.1	16	17	17	1	0	8	14	0	1
1993	Wichita	3-2	3.45	7	7	0	0	0	44.1	37	20	17	3	3	17	42	4	0
	Colorado Springs	4-3	4.47	9	7	1	1	0	44.1	39	24	22	3	2	26	38	1	2
	COLORADO	1-5	5.37	18	8	0	0	0	57.0	59	40	34	7	2	27	30	8	2
1994	Colorado Springs	5-7	3.31	21	21	2	0	0	130.1	129	60	48	7	3	54	98	6	2
	COLORADO	1-1	5.64	8	3	0	0	0	22.1	27	14	14	2	0	10	17	2	0
1995	COLORADO	6-3	3.40	*76	0	0	0	10	98.0	83	38	37	7	0	33	107	6	1
1996	COLORADO	7-5	6.23	70	0	0	0	6	73.2	82	51	51	12	2	38	76	6	2
	Colorado Springs	0-0	3.00	3	0	0	0	0	3.0	5	1	0	0	0	1	2	0	0
1997	Salem	0-0	3.86	2	1	0	0	0	2.1	5	2	1	0	0	1	3	0	0
	COLORADO	4-0	5.55	55	0	0	0	2	58.1	59	36	36	8	0	24	53	4	0
	Colorado Springs	0-0	3.79	10	3	0	0	2	19.0	11	9	8	1	0	18	20	12	0
1998	COLORADO	6-4	4.40	66	0	0	0	2	75.2	75	37	37	9	1	40	55	3	1
1999	COLORADO	6-2	5.08	63	0	0	0	0	85.0	87	54	48	7	5	49	77	5	0
2000	MILWAUKEE	9-3	2.56	73	0	0	0	12	77.1	58	23	22	7	3	51	75	5	0
2001	MILWAUKEE	2-6	3.63	70	0	0	0	17	69.1	63	30	28	11	2	31	64	2	0
2002	Indianapolis	0-0	1.45	5	1	0	0	0	6.2	5	1	1	0	0	1	7	0	0
	Huntsville	0-0	3.00	3	0	0	0	0	3.0	4	2	1	0	0	2	2	0	0
2003	MILWAUKEE	+0	2.70	26	0	0	0	0	26.2	22	8	8	1	0	18	28	1	0
	KANSAS CITY	1-0	1.73	27	0	0	0	2	26.0	16	7	5	1	0	11	22	1	0
	Minor League Totals	43-38	3.67	133	108	8	1	2	668.2	613	317	273	46	22	313	586	48	15
	A.L. Notes	1-0	1.73	27	0	0	0	2	26.0	16	7	5	1	0	11	22	1	0
	N.L. Notes	46-29	5.25	11	0	0	0	49	643.1	615	331	315	71	15	321	582	42	6
	Major League Totals	47-29	4.30	552	11	0	0	51	669.1	631	338	320	72	15	332	604	43	6

1989 Selected by the Cleveland Indians in the 8th round of the June Free Agent Draft.

1992 Obtained by the Minnesota Twins from the Cleveland Indians with P Oscar Munoz in exchange for INF Paul Sorrento, March 28.

Selected by the Colorado Rockies as the 7th choice in the 3rd round of the Major League Baseball Expansion Draft, Nov. 17.

1999 Obtained by the Milwaukee Brewers from the Colorado Rockies in exchange for P Mike Myers, Nov. 17.

2003 Obtained by the Kansas City Royals from the Milwaukee Brewers in exchange for RHP Wes Obermueller and IF Alejandro Machado, July 2.

Leskanic's Division Championship Record

Year	Club, Opp.	W-L	ERA	G	GS	CG	SHO	SV	IP	H	R	ER	HR	HB	BB	SO	WP	BK
1995	Col. vs. Atl.	0-1	6.00	3	0	0	0	0	3.0	3	2	2	1	0	4	0	0	

Leskanic's M.L. Batting Totals

	AVG.	AB	H	HR	RBI
M.L. Totals	.179	39	7	1	7


Leskanic's Career Fielding

POSITION	PCT.	G	PO	A	E	TC	DP
Pitcher	.953	522	65	77	7	149	7

Leskanic's Career by Ballpark

Ballpark	W-L	S	ERA	G	IP	ER	Ballpark	W-L	S	ERA	G	IP	ER
Edison Field	0-0	0	4.50	2	2.0	1	Coors Field	17-6	14	5.14	179	215.1	123
Camden Yards	0-0	0	0.00	1	1.0	0	Pro Player Stadium	1-4	0	5.40	20	23.1	14
U.S. Cellular Field	0-0	0	0.00	2	2.0	2	Astrodome	1-2	0	6.35	13	17.0	12
Jacobs Field	0-0	2	0.00	4	4.0	0	Minute Maid Park	1-1	1	3.24	6	8.1	3
Comerica Park	0-1	0	6.00	4	3.0	2	Dodger Stadium	0-0	2	2.55	18	17.2	5
Kauffman Stadium	1-0	1	3.07	16	14.2	5	County Stadium	6-1	5	2.01	39	44.2	10
Metrodome	0-0	0	0.00	5	5.0	0	Miller Park	4-2	10	4.13	51	52.1	24
Network Associates	0-0	0	0.00	3	2.1	0	Olympic Stadium	0-0	1	3.14	9	14.1	5
Kingdome	0-0	0	0.00	1	1.0	0	Shea Stadium	3-1	1	4.41	13	16.1	8
Tropicana Field	0-0	0	0.00	2	2.0	0	Veterans Stadium	2-0	1	3.00	10	12.0	4
Ballpark in Arlington	0-0	0	11.25	4	4.0	5	Three Rivers Stadium	3-0	1	3.86	12	14.0	6
Bank One Ballpark	0-0	2	1.29	7	7.0	1	PNC Park	0-0	0	0.00	1	2.0	0
Atlanta-Fulton County	1-1	0	8.59	7	7.1	7	Busch Stadium	0-3	0	6.66	20	24.1	18
Turner Field	0-1	1	3.68	8	7.1	3	Qualcomm Stadium	1-0	0	2.41	16	18.2	5
Wrigley Field	3-1	6	2.97	30	39.1	13	3Com Park	2-1	1	4.84	12	22.1	12
Cinergy Field	0-1	2	2.78	18	22.2	7	Pacific Bell Park	0-1	0	10.80	4	3.1	4
Great Am. Ball Park	0-0	0	0.00	2	1.2	0	Monterrey Stadium	0-0	0	-	1	0.0	0
Mile High Stadium	1-2	0	5.11	12	37.0	21							

Leskanic's 2003 and Career Breakdown



		2003						CAREER							
		W-L	S	ERA	G	IP	H	ER	W-L	S	ERA	G	IP	H	ER
vs. American League															
vs. Anaheim		0-0	0	0.00	1	1.0	1	0	0-0	0	5.40	4	5.0	7	3
Baltimore		0-0	0	0.00	1	1.0	0	0	0-0	0	0.00	1	1.0	0	0
Boston		0-0	0	0.00	1	1.0	0	0	0-0	0	0.00	1	1.0	0	0
Chicago		0-0	0	0.00	3	3.0	0	0	0-0	0	3.60	5	5.0	2	2
Cleveland		0-0	1	0.00	3	3.1	2	0	0-0	2	1.23	6	7.1	4	1
Detroit		0-0	0	0.00	5	4.0	0	0	0-1	0	3.00	8	6.0	4	2
Kansas City		-	-	-	-	-	-	-	0-0	1	3.00	3	3.0	2	1
Minnesota		1-0	1	0.00	5	5.2	4	0	1-0	1	1.00	9	9.0	5	1
New York		0-0	0	0.00	1	1.0	0	0	0-0	0	0.00	1	1.0	0	0
Oakland		0-0	0	0.00	1	1.0	0	0	0-0	0	1.69	6	5.1	4	1
Seattle		0-0	0	0.00	2	2.0	2	0	0-0	0	0.00	5	6.0	5	0
Tampa Bay		1-0	0	2.45	4	3.2	3	1	1-0	0	2.45	4	3.2	3	1
Texas		0-0	0	10.80	4	3.1	5	4	1-0	0	11.42	10	8.2	15	11
Toronto		-	-	-	-	-	-	-	-	-	-	-	-	-	-
vs. National League															
vs. Arizona		0-0	0	9.00	1	1.0	2	1	1-0	2	2.61	10	10.1	11	3
Atlanta		0-0	0	0.00	1	1.0	0	0	1-3	1	5.36	30	40.1	48	24
Chicago		1-0	0	0.00	2	2.0	0	0	6-1	9	3.48	52	72.1	47	28
Cincinnati		0-0	0	0.00	4	3.2	1	0	4-2	8	3.04	48	53.1	39	18
Colorado		-	-	-	-	-	-	-	0-1	3	2.16	8	8.1	8	2
Florida		0-0	0	0.00	2	2.0	0	0	3-5	3	4.68	36	50.0	45	26
Houston		1-0	0	2.70	2	3.1	4	1	5-4	1	4.35	36	49.2	52	24
Los Angeles		0-0	0	0.00	1	1.0	1	0	0-1	2	4.38	40	49.1	45	24
Milwaukee		-	-	-	-	-	-	-	0-0	0	3.00	8	9.0	11	3
Montreal		-	-	-	-	-	-	-	0-0	2	2.61	22	31.0	20	9
New York		0-0	0	9.00	2	2.0	3	2	5-1	3	3.71	30	34.0	35	14
Philadelphia		-	-	-	-	-	-	-	2-0	2	5.10	24	30.0	33	17
Pittsburgh		-	-	-	-	-	-	-	8-1	4	4.06	30	37.2	29	17
St. Louis		1-0	0	2.45	4	3.2	7	1	4-5	0	5.64	40	44.2	52	28
San Diego		0-0	0	40.54	1	0.2	2	3	2-0	1	5.44	40	43.0	47	26
San Francisco		0-0	0	0.00	2	2.1	1	0	3-4	6	6.90	35	44.1	58	34
Monthly															
March/April		1-0	0	2.38	10	11.1	14	3	5-7	9	5.11	78	88.0	96	50
May		1-0	0	5.40	9	8.1	7	5	8-4	3	4.59	73	86.1	80	44
June		2-0	0	0.00	7	7.0	1	0	7-3	11	3.46	89	114.1	96	44
July		0-0	0	0.00	9	8.1	3	0	10-5	3	4.39	109	145.2	135	71
August		1-0	1	4.66	10	9.2	9	5	8-5	13	4.68	110	132.2	127	69
September/October		0-0	1	0.00	8	8.0	4	0	9-5	12	3.69	93	102.1	97	42
Situational Pitching															
Home		4-0	1	3.30	29	30.0	27	11	29-10	29	4.54	289	357.0	357	180
Road		1-0	1	0.79	24	22.2	11	2	18-19	22	4.03	263	312.1	274	140
Before ASG		4-0	0	2.48	29	29.0	22	8	23-15	24	4.12	271	338.2	318	155
After ASG		1-0	2	1.90	24	23.2	16	5	24-14	27	4.49	281	330.2	313	165
Starter		-	-	-	-	-	-	-	2-5	-	4.87	11	61.0	61	33
Reliever		5-0	2	2.22	53	52.2	38	13	45-24	51	4.25	541	608.1	570	287



DOUG LINTON

RIGHT-HANDED PITCHER

(NON-ROSTER)



Height, Weight:
6-1, 190

Bats/Throws:
Right/Right

Resides:
Overland Park, Kan.

Birthdate (Age):
Sept. 2, 1965 (38)

Birthplace:
Santa Ana, Calif.

Acquired:
Signed as a minor league free agent, Jan. 16, 2004

Contract Status:
Signed through 2004

M.L. Service:
3 years, 153 days

2003

- Opened the season with Toronto but was optioned to Syracuse after posting a 3.00 ERA in 7 games...allowed 3 runs in 9.0 innings for the Blue Jays.
- Was 2-10 with a 5.28 ERA in 32 games, including 13 starts, for Syracuse (AAA)...was 1-8 with a 5.85 ERA in his 13 starts, compared to 1-2 with a 4.17 ERA in his 19 relief appearances.

2002

- Spent the season in the Atlanta Braves organization with Richmond (AAA) of the International League...was 9-11 in 28 starts with a 2.53 ERA, which ranked 2nd in the league.
- Led the league in strikeouts (160), was 3rd in innings pitched (174.0) and 4th in strikeouts per 9.0 innings (8.28)...walked just 26 in 174.0 innings and had the 4th-best ratio among starters in walks per 9.0 innings (1.34).
- Was named by SportsTicker to the International League's Star of Stars...pitched a complete game shutout on May 1 vs. Pawtucket (4 H, 6 SO).
- Struck out a season high 10 batters at Rochester May 11 (7.2 IP, 0 R, 3 H)...was 2-2 in May despite posting a 0.95 ERA in 6 starts (39.1 IP).

2001

- Started the season in the New York Mets organization and was 7-3 with a 3.21 ERA 12 starts at Norfolk (AAA) in the International League.
- Had his contract purchased by the LG Twins in the Korean League on July 24...made 12 start with the Twins (Korea) and was 4-4 with a 3.17 ERA...allowed 73 hits in 76.2 innings, 25 walks and 53 strikeouts.

2000

- Spent the entire season with Colorado Springs (Rockies AAA) of the Pacific Coast League and was 10-13 with a 5.38 ERA...led the league in shutouts (3), complete games (6) and starts (28).
- Was 2nd in the PCL in IP (174.0) and 4th in strikeouts (136)...walked 42 hitters in 174.0 innings, the 4th-best walk per 9.0 IP ratio among PCL starters (2.07).
- Threw a 2-hit, 2-0 shutout with 12 strikeouts at Nashville on May 14...was named PCL Pitcher of the Week on May 7-14.
- Threw a 1-hitter, facing just 1 batter over the minimum, blanking Calgary, 2-0, on July 4...surrendered a leadoff single in the 6th inning and struck out 10 along the way.

Linton's Career Bests		
Season:		
Wins	7	1996
ERA	4.47	1994
IP	104.0	1996
SO	87	1996
Win Streak	4	1994
Game Highs:		
IP	8.0 – 3 times	
	Last: vs. Oak, 8/8/96	
Low Hit	2 – vs. Bal, 6/13/96 (6.2 IP)	
SO	9 – at Det, 8/31/96	



1999

- ▶ Split the season between Baltimore and Rochester (AAA), pitching 14 games for the Orioles, including 8 starts...left Spring Training with the Orioles and worked out with the club before his contract was purchased on April 11...started that day vs. Toronto, his 1st big league appearance since Sept. 11, 1996.
- ▶ Made 8 appearances, including 2 starts against Toronto, before being optioned to Rochester on May 14...went 7-5 with a 3.65 ERA in 18 games at Rochester and was named International League Pitcher of the Week 2 consecutive weeks, July 12-18 and July 19-25.
- ▶ Went 6-1 with a 2.12 ERA over his last 9 starts with the Red Wings...recalled from AAA Rochester on Aug. 20 for 2nd stint with the Orioles and made 6 starts (1-3, 5.80 ERA).
- ▶ His 3-1 win over the Indians on Sept. 4 was his 1st win since Sept. 11, 1996 with Kansas City (7.0 innings)...pitched 6.0 or more innings in 5 of his 6 starts after his 2nd recall, including a season-high 7.0 innings on Sept. 4.

1998

- ▶ In his 1st season after recovering from "Tommy John" surgery, went to spring camp with the Yankees...was released by New York at the end of camp and later signed a AAA contract with Minnesota and reported to Salt Lake.
- ▶ Appeared in 18 games for the Buzz, 14 as a starter, going 4-4 with a 5.99 ERA...twice pitched a season-high 7.0 innings (7/27 at Colorado Springs and 8/12 at Las Vegas).
- ▶ Compiled a 4-game winning streak, July 27-Aug. 12...over that stretch he had a 3.16 ERA (25.2 IP)...following the season pitched for Caguas in the Puerto Rican Winter League...led the league in strikeouts, was 2nd innings pitched and 8th in ERA...overall he went 3-5 in 13 games, 11 starts, with a 3.38 ERA (64.0 IP, 9 BB, 56K).

1997

- ▶ Underwent "Tommy John" surgery on his right elbow on March 4, and as a result, missed the entire season while rehabilitating...the procedure involved reinforcing a partially detached ligament in his right elbow with a ligament from his left wrist.

1996

- ▶ Began the year at Omaha (AAA) but spent most of the season with the Royals...established career highs for wins, starts, innings pitched and strikeouts.
- ▶ Made 9 quality starts, including 7 in his final 11 outings...went 7-9 as a starter with a 5.05 ERA.
- ▶ Had his contract purchased from Omaha on May 1...was optioned back to AAA on May 27 and returned to the Majors on May 29 when Mike Magnante was placed on the DL.
- ▶ Struck out a career-high 9 batters on Aug. 31 at Detroit...tied a Royals record by striking out 6 consecutive batters on Aug. 31 at Detroit...became the 4th pitcher in club history to accomplish the feat, joining Steve Busby, Danny Jackson and Bret Saberhagen.
- ▶ Didn't pitch after Sept. 11 due to a tender right elbow.

1995

- ▶ Opened the season with Omaha (AAA) and had his contract purchased by KC on April 24...made 7 appearances with KC and was designated for assignment on June 5...returned to Omaha (AAA) where he spent the rest of the season...was 1-0 with a 2.57 ERA in the playoffs.
- ▶ Ranked 5th among American Association starters in strikeouts per 9.0 innings (7.06) and fewest walks per 9.0 innings (1.82).

1994

- ▶ Signed by the New York Mets as a minor league free agent on Feb. 1 and went to camp as an invitee...had contract purchased by the Mets from Norfolk (AAA) on April 8.
- ▶ Pitched for the Mets for most of the season, making 32 appearances...was back at AAA from July 14-Aug. 1...outrighted to Norfolk on Oct. 11 and became a minor league free agent on Oct. 17...signed by the Kansas City Royals on Nov. 17.

1993

- ▶ Started the year at Syracuse (AAA)...recalled by the Blue Jays on May 7...went 0-1 with a 6.55 ERA in 4 games before returning to AAA on May 13...recalled again on June 6 but was designated for assignment on June 12 and claimed off waivers by the Angels on June 17.
- ▶ Made 19 relief appearances before being released by California on Sept. 14.

1992

- ▶ Spent most of the season at Syracuse (AAA)...recalled by the Blue Jays on July 31 and made his Major League debut on Aug. 3 at Boston (3.2 IP, 4 H, 1 R).
- ▶ Picked up his 1st Major League win in his starting debut on Aug. 13 vs. Baltimore Orioles.
- ▶ Went a career-high 8.0 innings and allowed 3 hits and 2 runs in a 4-2 victory...optioned back to the minors on Aug. 31 and recalled a final time on Sept. 8.

Minor League Notes

- ▶ Spent the entire 1991 campaign at Syracuse (AAA)...tossed 3 complete games and matched his career high with 26 starts...was 10-12 with a 5.01 ERA in 30 games.
- ▶ Led the International League with 177.1 innings pitched in 1990 and 3 shutouts while pitching for Syracuse (AAA).
- ▶ Started the 1989 season with Dunedin (A)...after compiling a 2.96 ERA in 9 games, was promoted to Knoxville (AA) of the Southern League where he tied for the league lead with 2 shutouts and allowed just 68 hits in 90.0 innings.
- ▶ In 1988 was limited to 12 relief appearances at Dunedin (A) of the Florida State League while undergoing rehabilitation on his right shoulder following surgery the previous year.
- ▶ Began his pro career in 1987 with Myrtle Beach (A) after being selected by Toronto in the 43rd round of the 1986 draft...named the Most Outstanding Pitcher in the South Atlantic League by Baseball America, the best right-handed pitcher in Class A by Topps and was named to the SAL All-Star Team...was Awarded Topps Pitcher of the Month for July...given the R. Howard Webster Award as the Myrtle Beach MVP...led the SAL in ERA, strikeouts per 9.0 innings (11.43) and fewest baserunners per 9.0 innings (9.03).

Miscellaneous Notes

- ▶ **Douglas Warren Linton** and his wife Lisa have 3 children...graduated from Canyon High School in Anaheim, Calif...was named to the league's All-Star team...attended the University of California at Irvine...favorite players as a youngster were Nolan Ryan and Ron Guidry...enjoys collecting baseball cards.

Year	Club	Linton's Career Statistics																
		W-L	ERA	G	GS	CG	SHO	SV	IP	H	R	ER	HR	HB	BB	SO	WP	BK
1987	Myrtle Beach	14-2	*1.55	20	19	2	0	1	122.0	94	34	21	9	2	25	155	8	1
	Knoxville	0-0	9.00	1	1	0	0	0	3.0	5	3	3	0	1	1	1	0	1
1988	Dunedin	2-1	1.63	12	0	0	0	2	272	19	5	5	0	0	9	28	2	2
1989	Dunedin	1-2	2.96	9	1	0	0	2	271	27	12	9	1	0	9	35	1	0
	Knoxville	5-4	2.60	14	13	3	+2	0	90.0	68	28	26	2	0	23	93	6	1
1990	Syracuse	10-10	3.40	26	26	8	*3	0	*177.1	174	77	67	14	8	67	113	4	1
1991	Syracuse	10-12	5.01	30	26	3	1	0	161.2	181	108	90	*21	10	56	93	5	0
1992	Syracuse	12-10	3.74	25	25	*7	1	0	170.2	176	83	71	17	7	70	126	12	1
	TORONTO	1-3	8.63	8	3	0	0	0	24.0	31	23	23	5	0	17	16	2	0
1993	Syracuse	2-6	5.32	13	7	0	0	2	47.1	48	29	28	11	3	14	42	2	0
	TORONTO	0-1	6.55	4	1	0	0	0	11.0	11	8	8	0	1	9	4	0	0
	CALIFORNIA	2-0	7.71	19	0	0	0	0	25.2	35	22	22	8	0	14	19	2	0
1994	NEW YORK (NL)	6-2	4.47	32	3	0	0	0	50.1	74	27	25	4	0	20	29	2	0
	Norfolk	2-1	2.00	3	3	0	0	0	18.0	11	6	4	1	1	1	15	0	0
1995	Omaha	7-7	4.40	18	18	2	1	0	108.1	129	60	53	9	7	24	85	3	1
	KANSAS CITY	0-1	7.25	7	2	0	0	0	22.1	22	21	18	4	2	10	13	0	0
1996	Omaha	1-1	4.76	4	4	0	0	0	22.2	26	13	12	1	2	7	14	2	0
	KANSAS CITY	7-9	5.02	21	18	0	0	0	104.0	111	65	58	13	8	26	87	3	1
1997	KANSAS CITY	(Injured - Did not Play)																
1998	Salt Lake	4-4	5.99	18	14	0	0	0	79.2	106	57	53	19	1	14	60	5	2
1999	BALTIMORE	1-4	5.95	14	8	0	0	0	59.0	69	41	39	14	2	25	32	4	0
	Rechester	7-5	3.65	18	18	1	0	0	118.1	120	58	48	13	10	27	97	3	0
2000	Colorado Springs	10-13*	5.38	28	*28	*6	*3	0	174.0	189	109	104	15	12	42	136	7	2
2001	Norfolk	7-3	3.21	12	12	0	0	0	75.2	74	28	27	8	2	10	67	2	1
	LG Twins	4-4	3.17	12	0	0	0	0	76.2	73	-	27	-	-	25	53	-	-
2002	Richmond	9-11	2.53	28	28	1	1	0	174.0	167	63	49	14	7	26	*160	9	1
2003	TORONTO	0-0	3.00	7	0	0	0	0	9.0	7	3	3	2	0	4	7	0	0
	Syracuse	2-10	5.28	32	13	1	0	0	109.0	133	67	64	13	5	19	79	5	0
Minor League Totals		105-102	3.87	311	256	34	12	7	1706.2	1747	890	734	168	80	444	1399	76	14
Korean Totals		4-4	3.17	12	0	0	0	0	76.2	73	-	27	-	-	25	53	-	-
N.L. Totals		6-2	4.47	32	3	0	0	0	50.1	74	27	25	4	0	20	29	2	0
A.L. Totals		11-18	6.04	80	32	0	0	0	255.0	286	183	171	46	13	105	178	11	1
Major League Totals		17-20	5.78	112	35	0	0	0	305.1	360	210	196	50	13	125	207	13	1

* League Leader + Tied League Lead

1986 Selected by the Toronto Blue Jays in the 43rd round of June Free Agent draft; signed Sept. 5.

1993 Claimed on waivers by the California Angels from the Toronto Blue Jays, June 17.

1994 Signed by the New York Mets as a minor league free agent, Feb. 1.

1995 Signed by the Kansas City Royals as a minor league free agent, Nov. 17.

1998 Signed by the New York Yankees as a minor league free agent, Jan. 26.

Signed by the Minnesota Twins as a minor league free agent, May 26.



- Signed by the Baltimore Orioles as a minor league free agent, Dec. 16.
- 2000 Signed by the Colorado Rockies as a minor league free agent, Feb. 21.
- 2001 Signed by the Los Angeles Dodgers as a minor league free agent, Jan. 15.
Signed by the New York Mets as a minor league free agent, May 9.
Contract purchased by the LG Twins (Korea) from the Mets, July 24.
- 2002 Signed by the Atlanta Braves as a minor league free agent, Jan. 16.
Signed by the Toronto Blue Jays as a minor league free agent, Oct. 23.
- 2004 Signed by the Kansas City Royals as a minor league free agent, Jan. 16.

Linton's M.L. Batting Totals

	AVG.	AB	H	HR	RBI
M.L. Totals	.000	7	0	0	0

Linton's Career Fielding

POSITION	PCT.	G	PO	A	E	TC	DP
Pitcher	.947	112	18	36	3	57	2

Linton's 2003 and Career Breakdown

vs. American League	2003							CAREER						
	W-L	S	ERA	G	IP	H	ER	W-L	S	ERA	G	IP	H	ER
vs. Anaheim	-	-	-	-	-	-	-	0-0	0	2.70	2	6.2	7	2
Baltimore	-	-	-	-	-	-	-	2-1	0	4.71	4	21.0	14	11
Boston	0-0	0	9.00	1	1.0	3	1	1-3	0	7.25	7	22.1	25	18
Chicago	-	-	-	-	-	-	-	1-2	0	4.97	6	29.0	34	16
Cleveland	-	-	-	-	-	-	-	1-1	0	8.25	2	12.0	12	11
Detroit	-	-	-	-	-	-	-	2-2	0	3.64	9	29.2	29	12
Kansas City	-	-	-	-	-	-	-	0-1	0	11.25	4	8.0	14	10
Minnesota	0-0	0	4.91	3	3.2	4	2	1-1	0	7.16	8	16.1	21	13
New York	0-0	0	0.00	3	4.1	0	0	2-0	0	5.94	7	16.2	11	11
Oakland	-	-	-	-	-	-	-	0-1	0	3.63	8	22.1	23	9
Seattle	-	-	-	-	-	-	-	1-2	0	3.00	6	24.1	32	18
Tampa Bay	-	-	-	-	-	-	-	0-0	0	15.43	1	2.1	5	4
Texas	-	-	-	-	-	-	-	0-1	0	7.04	3	7.2	8	6
Toronto	-	-	-	-	-	-	-	0-1	0	4.79	5	20.2	24	11
vs. National League	W-L	S	ERA	G	IP	H	ER	W-L	S	ERA	G	IP	H	ER
Atlanta	-	-	-	-	-	-	-	0-0	0	18.00	2	1.0	7	2
Chicago	-	-	-	-	-	-	-	1-0	0	0.00	1	0.2	0	0
Cincinnati	-	-	-	-	-	-	-	0-0	0	7.36	1	3.2	8	3
Colorado	-	-	-	-	-	-	-	1-1	0	3.97	2	11.1	16	5
Florida	-	-	-	-	-	-	-	1-0	0	2.00	4	9.0	9	2
Houston	-	-	-	-	-	-	-	0-0	0	0.00	2	1.2	1	0
Los Angeles	-	-	-	-	-	-	-	0-0	0	20.25	4	2.2	9	6
Milwaukee	-	-	-	-	-	-	-	0-2	0	10.69	8	16.0	27	19
Montreal	-	-	-	-	-	-	-	1-0	0	2.25	2	4.0	5	1
Philadelphia	-	-	-	-	-	-	-	0-1	0	4.15	4	4.1	8	2
Pittsburgh	-	-	-	-	-	-	-	0-0	0	5.40	3	1.2	2	1
San Diego	-	-	-	-	-	-	-	1-0	0	2.08	4	4.1	6	1
San Francisco	-	-	-	-	-	-	-	1-0	0	3.00	3	6.0	3	2
Monthly	W-L	S	ERA	G	IP	H	ER	W-L	S	ERA	G	IP	H	ER
March/April	0-0	0	3.00	7	9.0	7	3	2-1	0	5.21	22	38.0	37	22
May	-	-	-	-	-	-	-	3-6	0	5.75	25	72.0	82	46
June	-	-	-	-	-	-	-	3-2	0	4.67	19	44.1	53	23
July	-	-	-	-	-	-	-	4-2	0	8.80	11	29.2	42	29
August	-	-	-	-	-	-	-	3-7	0	5.77	27	87.1	108	55
September/October	-	-	-	-	-	-	-	2-2	0	5.29	8	34.0	38	20
Situational Pitching	W-L	S	ERA	G	IP	H	ER	W-L	S	ERA	G	IP	H	ER
Home	0-0	0	3.86	3	4.2	3	2	10-8	0	4.89	54	165.2	183	90
Road	0-0	0	2.08	4	4.1	4	1	7-12	0	6.83	58	139.2	177	106
Before ASG	0-0	0	3.00	7	9.0	7	3	11-9	0	5.35	72	165.0	186	98
After ASG	-	-	-	-	-	-	-	6-11	0	6.29	40	140.1	174	98
Starter	-	-	-	-	-	-	-	10-18	-	5.87	35	190.0	217	124
Reliever	0-0	0	3.00	7	9.0	7	3	7-2	0	5.62	77	115.1	143	72

Linton's Career by Ballpark

Ballpark	W-L	S	ERA	G	IP	ER	Ballpark	W-L	S	ERA	G	IP	ER
Edison Field	2-0	0	4.94	10	23.2	13	Ballpark in Arlington	0-0	0	10.80	1	1.2	2
Camden Yards	1-1	0	4.54	8	35.2	18	Skydome	1-2	0	6.42	12	33.2	24
Fenway Park	0-2	0	7.04	5	15.1	12	Mile High Stadium	1-0	0	4.26	1	6.1	3
U.S. Cellular Field	1-1	0	6.75	3	14.2	11	Pro Player Stadium	1-0	0	2.45	2	7.1	2
Jacobs Field	0-1	0	18.00	1	5.0	10	Astrodome	0-0	0	0.00	2	1.2	0
Tiger Stadium	2-1	0	2.89	6	18.2	6	Dodger Stadium	0-0	0	15.43	3	2.1	4
Kauffman Stadium	3-6	0	5.32	17	71.0	42	County Stadium	0-2	0	11.88	3	8.1	11
Metrodome	1-0	0	2.45	3	7.1	2	Olympic Stadium	1-0	0	0.00	1	2.0	0
Yankee Stadium	0-0	0	15.00	3	3.0	5	Shea Stadium	3-1	0	3.97	14	22.2	10
Network Associates	0-0	0	2.25	3	4.0	1	Veterans Stadium	0-1	0	4.15	4	4.1	2
Kingdome	0-2	0	9.00	3	10.0	10	Three Rivers Stadium	0-0	0	27.00	1	0.1	1
Tropicana Field	0-0	0	15.43	1	2.1	4	Qualcomm Stadium	0-0	0	6.75	3	1.1	1
Arlington Stadium	0-0	0	0.00	1	0.2	0	3Com Park	0-0	0	9.00	1	2.0	2



MENDY LOPEZ

INFIELDER
(NON-ROSTER)



7

Height, Weight:

6-2, 200

Bats/Throws:

Right/Right

Resides:

Santo Domingo,
Dominican Republic

Birthdate (Age):

Oct. 15, 1973 (30)

Birthplace:

Pimentel,
Dominican Republic

Acquired:

Signed as minor league
free agent, Nov. 30, 2002

Contract Status:

Signed through 2004

M.L. Service:

2 years, 71 days

2003

- ▶ Made the Opening Day roster for the 1st time in his career...1 of 2 non-roster invites to make the roster (also Mike DiFelice)...returned to KC after playing for the Royals from 1998-99.
- ▶ Hit a career-best .277, going 26-for-94...played in 52 games, his most since playing in 74 in his 1st stint as a Royal in 1998.
- ▶ Collected his 1st hit and RBI of the season with an RBI double at Cleveland on April 12.
- ▶ Started at 3rd base on April 13 at Cleveland for his 1st start at 3rd base since Oct. 7, 2001.
- ▶ Stole home in the 4th inning to give KC the 4-0 lead in the club's 7-6 loss to Oakland on May 31, marking just the 6th straight steal of home plate in club history...went 2-for-4 with an RBI single for his 3rd multi-hit game of the season.
- ▶ Went on the 15-day D.L. on June 15...was reinstated from the 15-day D.L. on Aug. 12...had missed 53 games with a right calf strain.
- ▶ Made his 1st start at 2nd base since being reinstated from the D.L. on Aug. 13 vs. NY...was 2-for-4 on the night and hit his 1st home run (a 2-run blast) since July 8, 2001 (with Houston at KC)...set a season-high with 2 RBI and tied a season-high with 2 hits (5th time).
- ▶ Hit a 2-run homer vs. Minnesota on Aug. 16 for his 2nd of the season (4th career) after hitting just 2 home runs in his 1st 148 Major League games.
- ▶ Had a season-best 6-game hitting streak from June 7-Aug. 16 (9-for-19, 2 HR, 6 RBI).
- ▶ Hit a pinch-hit homer off Chicago's Bartolo Colon on Sept. 27...homered 3 times in his final 24 games after hitting just 2 homers in his 1st 148 career games.
- ▶ Following the season, was chosen as a left fielder on the Caribbean Series All-Star team after he helped the Dominican Republic win the series in Santo Domingo.

2002

- ▶ Spent the early portion of the season at the Pirates extended Spring Training facility in Bradenton, Fla., while rehabbing a right thumb fracture.
- ▶ Contract was purchased by Pittsburgh on April 24...went 0-for-3 (3 strikeouts) as a pinch hitter with the Pirates.
- ▶ Was designated for assignment on May 1 and joined Nashville (AAA) on May 6...led the Sounds with a career-high 72 RBI.

Lopez'		
Career Bests		
Season:		
Avg	.277	2003
Hits	50	1998
HR	3	2003
RBI	15	1998
SB	5	1998
Hit Streak	10	1998
Game Highs:		
Hits		
3 - twice		
Last: at NY-NL, 10/2/01		
Home Runs		
1 - 5 times		
Last: vs Chi (AL), 9/27/03		
RBI		
3 - twice		
Last: at KC, 7/8/01		

- ▶ Also ranked 2nd on the club with 60 runs scored and 3rd with 11 HRs...made 59 starts at shortstop, 37 at 3rd base and 3 at 2nd base.
- ▶ Led Nashville with 16 multi-RBI games...his .360 (41-114) average with runners in scoring position ranked 2nd on the team.
- ▶ Was Nashville's lone representative at the 2002 Triple-A All-Star game in Oklahoma City on July 10, where he stroked a double and scored a run in his only plate appearance to help the Pacific Coast League All-Stars defeat the International League All-Stars, 5-0.
- ▶ Drove in a season-high 6 runs and went 4-for-5 on June 10 at Calgary.
- ▶ Homered in back-to-back games at Salt Lake and Memphis on Aug. 8-9...had errorless streaks of 27 games (May 14-June 14) and 33 games (July 4-Aug. 12).

2001

- ▶ Began the season with New Orleans (Astros AAA)...had contract purchased by Houston on June 29.
- ▶ Made his 1st appearance with the Astros on June 30 and singled as a pinch hitter at Milwaukee...made the 1st of 2 starts for Houston on July 8 at Kansas City (2nd base)...went 2-for-4 in the game with 3 runs scored, a HR and 3 RBI, which tied a career high.
- ▶ Also started at 3rd base on July 25 at St. Louis...went hitless in his last 9 at bats with the Astros...was designated for assignment on Aug. 11 and claimed off waivers by Pittsburgh on Aug. 13.
- ▶ Made 1st appearance with the Pirates as a starter at 2nd base on Aug. 15 at Arizona and singled off Curt Schilling in his 1st at bat.
- ▶ Tied career high with 3 hits (single, double, triple) on Oct. 2 at New York (NL)...had a 2-RBI performance on Oct. 6 at Chicago (NL).
- ▶ Made a total of 7 starts at 2nd base, 2 at shortstop and 1 at 3rd base while playing with Pittsburgh...made his lone fielding error while playing 2nd base on Sept. 7 vs. Cincinnati.
- ▶ Outrighted off 40-man roster on Oct. 22.

2000

- ▶ Played 56 games for Triple A Calgary, but reached the Major Leagues for the 3rd consecutive season...played in 4 games for Florida, all pinch-hitting appearances (0-3).
- ▶ Suffered a hamstring injury on March 14 that sidelined him until June 23 when he was reinstated from the disabled list.
- ▶ Contract was purchased from Calgary on July 29...made his Florida debut in a pinch-hitting role that night vs. Arizona.

1999

- ▶ Played in just 7 games with Kansas City in 1999 before sustaining a broken left forearm after being hit by a pitch on Sept. 11 vs. Texas.
- ▶ Hit .311 with 12 home runs and 40 RBI in 61 games at Triple-A Omaha before being called up on Sept. 3.

1998

- ▶ Finished the 1998 season as the Royals everyday shortstop after being called up for a 2nd time from Triple A Omaha on June 22...played in 72 games at shortstop and 2 at 3rd base.
- ▶ Reached the Majors for the 1st time on June 3 and made his big league debut that night vs. the White Sox...tallied his 1st Major League hit June 4 vs. off Chicago's Jaime Navarro...was optioned to Omaha on June 5.
- ▶ Notched 9 hits in his first 30 at bats (.300) and was hitting .290 (20-69) after his 1st 27 Major League games...collected a career-high 10-game hitting streak from Sept. 11-21, hitting .371 (13-35).
- ▶ Recorded his 1st big league home run on Sept. 12 vs. Seattle off Jamie Moyer.

Minor League Notes

- ▶ Was converted to a shortstop in 1997 after playing 211 of 281 games from 1994-96 at 3rd base.
- ▶ Selected to play in the Texas League All-Star game in 1996 for Wichita...suffered a fractured left index finger sliding into a base on July 13, ending his season.
- ▶ Tied for the Texas League lead with 28 double plays by a 3rd baseman in 1996.
- ▶ Named the Royals No. 8 prospect by *Baseball America* after the 1996 season.

- ▶ Ranked 5th in the Carolina League in 1995 with 29 doubles.
- ▶ Named the No. 6 prospect in the Gulf Coast League by *Baseball America* in 1994 after leading the league with 19 doubles, 50 RBI and 27 extra-base hits while ranking 2nd with a .362 batting average, 85 hits, 56 runs, 125 total bases and a .532 slugging percentage.
- ▶ Was tops among the league's shortstops with a .971 fielding percentage, 154 assists, 80 putouts and 29 double plays in 1994.
- ▶ Named to the 1994 Gulf Coast League All-Star Team and the Topps/NAPBL Class A-Short Season/Rookie League All-Star Team...named as a "Star of Stars" by Howe SportsData.
- ▶ Signed by Royals scouts Luis Silvero and Diomedes Castellanous.

Miscellaneous Notes

- ▶ **Mendy Aude Lopez** and his wife Jazmine reside in Santo Domingo, Dominican Republic...they have a daughter, Carson and a son Mendy.
- ▶ Graduated from Liceio "Los "Trinitanos" High School in Santo Domingo in 1992.

Lopez' Career Statistics

Year	Club	AVG	G	AB	R	H	2B	3B	HR	RBI	SH	SF	HP	BB	SO	SB	CS	E
1992	DSL Royals	.276	49	145	22	40	1	0	1	23	2	3	2	22	15	7	3	26
1993	DSL Royals	.276	28	98	15	27	7	3	0	26	0	0	0	11	5	2	0	15
1994	Salcedo	.362	59	*235	56	85	*19	3	5	*50	2	5	3	22	27	19	2	12
1995	Wilmington	.271	130	428	42	116	29	3	2	36	7	2	5	28	73	18	10	25
1996	Wichita	.281	93	327	47	92	20	5	6	32	2	1	4	26	67	14	4	24
1997	Omaha	.231	17	52	6	12	2	0	1	6	1	0	0	8	21	0	0	6
	Wichita	.232	101	357	56	83	16	3	5	42	5	5	3	36	70	7	5	20
1998	Omaha	.179	60	195	18	35	6	1	3	14	3	0	1	18	44	2	3	10
	KANSAS CITY	.243	74	206	18	50	10	2	1	15	5	1	1	12	40	5	2	15
1999	Omaha	.311	61	222	41	69	8	0	12	40	2	1	0	18	41	2	5	10
	GCL Royals	.200	3	5	0	1	1	0	0	2	0	1	1	3	1	0	0	0
	KANSAS CITY	.400	7	20	2	8	0	1	0	3	0	0	1	0	5	0	0	0
2000	Calgary	.324	56	225	34	73	20	1	7	29	2	0	0	13	38	1	1	12
	FLORIDA	.000	4	3	0	0	0	0	0	0	0	0	0	1	1	0	0	0
2001	New Orleans	.279	63	208	37	58	11	1	14	36	0	1	3	18	49	2	2	1
	HOUSTON	.267	10	15	3	4	0	0	1	3	0	0	1	2	4	0	0	0
	PITTSBURGH	.233	22	43	5	10	3	1	0	4	0	1	0	4	16	0	0	1
2002	PITTSBURGH	.000	3	3	0	0	0	0	0	0	0	0	0	0	3	0	0	0
	Nashville	.252	101	385	60	97	26	0	11	72	0	9	2	34	99	4	1	9
2003	KANSAS CITY	.277	52	94	13	26	5	1	3	11	2	0	0	4	28	2	0	1
	Arizona (Rookie)	.250	7	20	9	5	1	0	3	6	0	0	1	4	5	0	0	0
Minor League Totals		.273	828	2903	443	793	167	20	70	414	26	28	25	261	555	78	33	124
N.L. Totals		.219	39	64	8	14	3	1	1	7	0	1	1	7	24	0	0	1
A.L. Totals		.263	133	320	33	84	15	4	4	29	7	1	2	16	72	7	2	16
Major League Totals		.255	172	384	41	98	18	5	5	36	7	2	3	23	96	7	2	17

* - Led League

- 1992 Signed by the Kansas City Royals as a non-drafted free agent, Feb. 26.
- 2000 Signed by the Florida Marlins as a Minor League free agent, Jan. 12.
Signed by the Houston Astros as a Minor League free agent, Nov. 20.
- 2001 Claimed by the Pittsburgh Pirates off waivers from Houston, Aug. 13.
- 2002 Signed by the Kansas City Royals as a minor league free agent, Nov. 30.

Lopez' Career Fielding

POSITION	PCT.	G	PO	A	E	TC	DP
Shortstop	.958	79	107	233	15	355	57
2nd Base	.985	18	30	36	1	67	9
3rd Base	1.000	8	3	10	0	13	1

Lopez' Career by Ballpark

Ballpark	AVG	AB	H	HR	RBI	Ballpark	AVG	AB	H	HR	RBI
Edison Field	.091	11	1	0	0	Skydome	.250	4	1	0	0
Camden Yards	.333	12	4	0	2	Bank One Ballpark	.250	4	1	0	0
Fenway Park	.000	3	0	0	0	Turner Field	.000	1	0	0	0
U.S. Cellular Field	.353	17	6	0	3	Wrigley Field	.333	3	1	0	2
Jacobs Field	.381	21	8	0	1	Cinergy Field	.000	1	0	0	0
Tiger Stadium	.200	5	1	0	0	Coors Field	.400	5	2	0	0
Comerica Park	.300	10	3	0	0	Pro Player Stadium	.000	3	0	0	0
Kauffman Stadium	.285	186	53	5	23	Minute Maid Park	.100	10	1	0	0
Metrodome	.111	9	1	0	1	Dodger Stadium	.000	1	0	0	0
Yankee Stadium	.000	10	0	0	0	Miller Park	.500	2	1	0	0
Network Associates	.400	5	2	0	1	Shea Stadium	.375	8	3	0	2
Kingdome	.273	11	3	0	1	PNC Park	.208	24	5	0	0
Tropicana Field	.000	5	0	0	0	Busch Stadium	.143	7	1	0	0
Ballpark in Arlington	.000	6	0	0	0						

Lopez' 2003 and Career Breakdown

	2003					CAREER				
	AVG.	AB	H	HR	RBI	AVG.	AB	H	HR	RBI
vs. American League										
vs. Anaheim	.125	8	1	0	0	.167	24	4	0	1
Baltimore	.444	9	4	0	1	.370	27	10	0	3
Boston	.000	1	0	0	0	.091	11	1	0	0
Chicago	.333	6	2	1	2	.343	35	12	1	5
Cleveland	.250	12	3	0	1	.357	28	10	0	1
Detroit	.286	14	4	0	0	.222	27	6	0	0
Kansas City	-	-	-	-	-	.500	4	2	1	3
Minnesota	.300	10	3	1	4	.238	21	5	1	5
New York	.286	7	2	1	2	.194	31	6	1	2
Oakland	.250	8	2	0	1	.273	22	6	0	3
Seattle	-	-	-	-	-	.278	18	5	1	2
Tampa Bay	-	-	-	-	-	.231	13	3	0	2
Texas	.333	3	1	0	0	.296	27	8	0	4
Toronto	.000	5	0	0	0	.133	15	2	0	0
vs. National League										
vs. Arizona	.333	3	1	0	0	.273	11	3	0	0
Atlanta	-	-	-	-	-	.000	1	0	0	0
Chicago	-	-	-	-	-	.222	18	4	0	3
Cincinnati	-	-	-	-	-	.143	7	1	0	0
Colorado	.400	5	2	0	0	.400	5	2	0	0
Florida	-	-	-	-	-	-	-	-	-	-
Houston	-	-	-	-	-	.000	6	0	0	0
Los Angeles	.000	1	0	0	0	.000	2	0	0	0
Milwaukee	-	-	-	-	-	.250	4	1	0	0
Montreal	-	-	-	-	-	.000	1	0	0	0
New York	-	-	-	-	-	.333	9	3	0	2
Philadelphia	-	-	-	-	-	-	-	-	-	-
Pittsburgh	-	-	-	-	-	.333	3	1	0	0
St. Louis	-	-	-	-	-	.200	10	2	0	0
San Diego	-	-	-	-	-	.000	2	0	0	0
San Francisco	.500	2	1	0	0	.500	2	1	0	0
Monthly										
March/April	.167	12	2	0	1	.133	15	2	0	1
May	.333	18	6	0	2	.333	18	6	0	2
June	.308	13	4	0	0	.333	30	10	0	1
July	-	-	-	-	-	.247	77	19	1	8
August	.286	21	6	2	6	.208	101	21	2	11
September/October	.267	30	8	1	2	.280	143	40	2	13
Situational Hitting										
Home	.333	51	17	3	10	.265	215	57	4	20
Road	.209	43	9	0	1	.243	169	41	1	16
Day	.191	47	9	1	5	.233	120	28	2	14
Night	.362	47	17	2	6	.265	264	70	3	22
Natural Grass	.286	91	26	3	11	.262	355	93	5	34
Artificial Turf	.000	3	0	0	0	.172	29	5	0	2
Before ASG	.279	43	12	0	3	.296	71	21	1	7
After ASG	.275	51	14	3	8	.246	313	77	4	29
vs. LHP	.316	38	12	0	4	.284	116	33	1	11
vs. RHP	.250	56	14	3	7	.243	268	65	4	25
with RISP	.208	24	5	0	4	.270	89	24	1	26
Bases Loaded	1.000	1	1	0	1	.429	7	3	0	6
Pinch Hitter	.167	6	1	1	2	.136	22	3	1	2
Desig. Hitter	-	-	-	-	-	-	-	-	-	-



MIKE MACDOUGAL

RIGHT-HANDED PITCHER



2003

Height, Weight:
6-4, 195

Bats/Throws:
Switch/Right

Resides:
Kissimmee, Fla.

Birthdate (Age):
March 5, 1977 (27)

Birthplace:
Las Vegas, Nev.

Acquired:
Selected in the 1st round
(25th overall) of the 1999
June Free Agent Draft

Contract Status:
Signed through 2004

M.L. Service:
1 year, 39 days

Major League Awards
All-Star

- ▶ 2003 - Kansas City

- ▶ Made the Opening Day roster for the 1st time in his career.
- ▶ Had a stellar rookie season, highlighted by a selection to the All-Star Game in Chicago.
- ▶ Went 3-5 with a 4.08 ERA and 27 saves in 68 games...threw 64.0 innings, allowing 64 hits, 29 ER and 32 walks while striking out 57 batters.
- ▶ Earned his 1st All-Star appearance, becoming just the 2nd rookie in club history to attend the event (also Kevin Seitzer, 1987)...attended but did not see action.
- ▶ Joined 1B Mike Sweeney at the Mid-Summer Classic, marking the 1st time since 2000 (Sweeney & Jermaine Dye) that KC had 2 representatives and just the 2nd time since 1989 (Bo Jackson and Mark Gubicza).
- ▶ Won the job as KC's closer out of Spring Training despite just 9 games of Major League experience and no professional saves.
- ▶ Opened the season by earning 10 saves in his 1st 10 opportunities (12 games).
- ▶ Ranked 6th in the American League with 27 saves and was 2nd in the league in games finished with 61.
- ▶ Set the club rookie record with 68 appearances, breaking the record of 64 set by Rusty Meacham in 1992...also broke the club's rookie record for games finished with 61, shattering the record of 41 set by Doug Bird set in 1973.
- ▶ Notched his 1st Major League save in KC's 3-0 Opening Day victory over Chicago on March 31 in front of 40,302 fans at Kauffman Stadium, tossing a perfect 9th inning.
- ▶ Became the 1st pitcher in club history to save the 1st 2 games of the season with a save against Chicago on April 2.
- ▶ Converted his 6th save in 6 tries to preserve a 1-0 victory at Cleveland on April 11 as KC improved to 8-0 on the season.
- ▶ Earned his 1st win of the season and 2nd of his Major League career vs. Detroit on April 20 (1.0 IP, 1 BB) as KC defeated Mike Maroth, 4-3.
- ▶ Earned his 8th save of the season vs. Minnesota on April 22, despite allowing 2 runs in the 9th...snapped a string of 9.0 consecutive scoreless innings to open the season.
- ▶ Suffered his 1st loss and 1st blown save of the season at Toronto on April 27 after saving his 1st 10 games...was charged with a loss his next time out on April 30 at Boston after allowing 2 hits and 3 runs (2 ER, 2 HB) in 0.1 innings.

MacDougal's Career Bests

Season:	
Wins	3 2003
ERA	4.08 2003
SV	27 2003
IP	64.0 2003
SO	57 2003
Win Streak	2 2003

Game Highs:

IP	6.0 - vs. Cle, 10/3/01
SO	3 - 5 times
Last:	vs. TB, 8/2/03



W
O
O
D
S
M
O
N
T
A
G
E
S
C
O
L
L
E
C
T
I
O
N
S
P
R
I
N
G
S
A
N
D
S
U
M
M
E
R
S
A
N
D
F
A
L
L
S
E
A
S
O
N
S

- ▶ Set a Major League rookie record with 9 saves in April en route to earning Rolaids Relief Man of the Month honors...finished 2 saves shy of matching the single month rookie record (Billy Koch, Toronto, July 1999).
- ▶ Fell 2 saves shy of matching the club record for 11 saves in a single month, shared by Dan Quisenberry (Aug., 1980) and Jeff Montgomery (June, 1992).
- ▶ Was charged with a blown save and a loss vs. Oakland on May 31 after allowing 3 unearned runs on a 3-run homer to Eric Byrnes in the 9th inning of a 7-6 loss.
- ▶ Won back-to-back games on June 15 vs. San Francisco (1.0 IP, 1 H, 0 ER, 1 SO) ...also earned the win vs. Minnesota on June 16 after allowing 4 hits and 3 ER in 1.0 innings, allowing the Twins to tie the game at 8.
- ▶ Became the 1st Royals pitcher to save 5 consecutive games with a save vs. St. Louis on June 27 (6/22-27)...also tied the club's rookie record for single saves in the game, posting his 20th save of the season, matching the previous mark set by Doug Bird in 1973...he surpassed the mark on July 1 vs. Cleveland (0.2 IP, 1 SO).
- ▶ Became the 1st Royal to save 20 games before the All-Star Break since Jeff Montgomery (25) in 1993.
- ▶ Recorded saves in 10 straight chances from June 18-July 6...had his streak snapped vs. Seattle on July 18 for his 1st blown save since June 16 vs. Minnesota.
- ▶ Was tied with Oakland's Keith Foulke for 2nd in the American League at the All-Star Break with 24 saves...trailed only Ugueth Urbina of Texas (26).
- ▶ Recorded his 25th save vs. Tampa Bay on Aug. 2, marking his 1st save since July 6 vs. Detroit in a 5-3 win.
- ▶ Struck out the side in back-to-back outings, July 31 and Aug. 2 to match a career-high in strikeouts (4th and 5th times).
- ▶ Was charged with a loss and a blown save at Tampa Bay on Aug. 7 after allowing 3 runs, (2 ER) in a 3-2 loss.
- ▶ Notched save No. 26 at Minnesota on Aug. 23 his 1st since Aug. 2 and 2nd since the All-Star Break.
- ▶ Collected his 27th save of the season at Texas on Sept. 3, moving him into a tie for 6th on MLB's all-time rookie save list, joining Wayne Granger (1969 Reds) and Gregg Olson (1989 Orioles).
- ▶ Retired 16 straight batters Sept. 9-24...finished the season by retiring 21 of his last 24 batters faced.

2002

- ▶ Was named the 9th-best prospect in the Royals organization by *Baseball America* for the 2003 season.
- ▶ Began the season in Omaha (AAA) where he was 3-5 with a 5.60 ERA in 12 games (10 starts)...walked 55 batters and struck out 30 in 53.0 innings.
- ▶ Was transferred to Wichita (AA) on June 10.
- ▶ Turned in one of his best outings with Wichita in the 1st game of a doubleheader vs. El Paso on June 13, earning a complete game victory (7.0 IP, 5 H, 0 ER, 8 SO).
- ▶ Was placed on Wichita's Disabled List on July 1 with numbness in his fingers.
- ▶ Spent his rehab time with the Gulf Coast Royals and was reinstated from the D.L. on Aug. 20 and transferred from Wichita to Wilmington (A).
- ▶ Was promoted to Wichita on Sept. 4 and took the loss for the Wranglers in the Texas League playoffs that same day, allowing 2 hits and 1 run in 3.2 innings.
- ▶ Joined Kris Wilson as the only players in the organization to see time at the Class A, AA, AAA and Major League levels.
- ▶ Was recalled by the Royals on Sept. 6...made 6 relief appearances for Kansas City, throwing 9.0 innings and allowing 5 earned runs for a 5.00 ERA...struck out 10 and walked 7, marking the only level in 2002 he struck out more batters than he walked.
- ▶ Made his season debut with KC on Sept. 7 vs. Seattle and gave up 3 runs in 1.2 innings.
- ▶ Was rated as the top prospect in the Puerto Rican League by *Baseball America* following the season.



2001

- ▶ Posted an 8-8 record with a 4.68 ERA in 28 games (27 starts) for Omaha (AAA).
- ▶ Led the Golden Spikes with 144.1 innings of work...also paced the club in walks allowed (76) and strikeouts (110)...logged 12 quality starts for Omaha.
- ▶ Went 7-2 with a 3.67 ERA over his last 15 starts at the Triple-A level (88.1 IP, 78 H, 36 ER).
- ▶ Struck out a season-high 9 batters in Omaha's 11-4 win at Colorado Springs on July 15.
- ▶ Contract was purchased from Omaha on Sept. 22 and made his Major League debut at Chicago that night, allowing 3 runs on 6 hits over 4.1 innings...did not figure in Kansas City's 10-inning, 5-4 loss.
- ▶ Earned his 1st Major League win vs. Detroit on Sept. 27, 8-7...allowed 4 runs (3 ER) on 6 hits in 5.0 innings for the victory.
- ▶ Took a 4-1 loss in his final start of the season against Cleveland on Oct. 3, allowing 2 earned runs on 6 hits over 6.0 innings...finished his 1st big league stint with a 1-1 record with a 4.70 ERA in 3 starts (15.1 IP, 8 ER).
- ▶ Suffered a non-displaced skull fracture on Oct. 4 vs. Cleveland when he was struck in the head by a bat while leaning on the dugout rail...the bat slipped out of Carlos Beltran's hands during a 4th-inning at bat.

Minor League Notes

- ▶ Spent most of the 2000 season with Wilmington (A) but also earned his 1st promotion to the Double-A level, appearing in 2 games for the Wichita Wranglers...logged a combined 9-8 record with 1 save and a 4.20 ERA in 28 games (27 starts)...led the Royals farm system by issuing 83 walks but also led Wilmington with 129 strikeouts.
- ▶ Posted a 1-1 mark with a 3.21 ERA in 2 playoff starts for the 2000 Wranglers...earned a 1-0 victory over Shreveport in the 2nd game of the Texas League Eastern Division Championships by scattering 4 hits over 7.0 frames.
- ▶ Spent his 1st professional season with the Royals short-season Class A club, the Spokane Indians of the Northwest League...posted a 2-2 record with a 4.47 ERA in 11 starts for the league champions...finished 2nd in the league with 11.07 strikeouts per 9.0 innings pitched and was touted as the Northwest League's 4th-best prospect by *Baseball America*...pitched in the Florida Instructional League following the season.
- ▶ MacDougal was selected by the Royals in the 1st round (25th overall) of the 1999 June Free Agent Draft...the Royals received the pick as compensation for losing free agent Jose Offerman to Boston.

Miscellaneous Notes

- ▶ **Robert Meiklejohn MacDougal** is single...he graduated from Mesa (Ariz.) High School in 1996.
- ▶ Attended Wake Forest University...was 13-3 with a 2.62 ERA in 17 starts as a junior, earning 1st-team All-Atlantic Coast Conference...also named as a 2nd-team All-American by *Collegiate Baseball* and a 1st-team All-American by *Baseball America*...led the ACC in wins and was 2nd in ERA.
- ▶ Tossed the 1st no-hitter in 60 years of Wake Forest baseball when he blanked Duke, 5-0, on March 12, 1999.
- ▶ Selected by Baltimore in the 21st round of the 1996 June Free Agent Draft and again in the 17th round of the 1998 draft but did not sign either time.
- ▶ Regarded as having the 2nd-best fastball among college pitchers eligible for the 1999 June draft by *Baseball America*.



MacDougal's Career Statistics

Year	Club	W-L	ERA	G	GS	CG	SHO	SV	IP	H	R	ER	HR	HB	BB	SO	WP	BK
1999	Spokane	2-2	4.47	11	11	0	0	0	46.1	43	25	23	3	6	17	57	8	1
2000	Wilmington	9-7	3.92	26	25	0	0	1	144.2	115	79	63	5	14	76	129	21	4
	Wichita	0-1	7.71	2	2	0	0	0	11.2	16	10	10	0	1	7	9	1	0
2001	Omaha	8-8	4.68	28	27	1	0	0	144.1	144	90	75	13	11	76	110	15	2
	KANSAS CITY	1-1	4.70	3	3	0	0	0	15.1	18	10	8	2	1	4	7	3	0
2002	Omaha	3-5	5.60	12	10	0	0	0	53.0	52	42	33	4	5	55	30	15	0
	Wichita	1-1	3.06	4	4	1	0	0	17.2	11	12	6	1	2	24	14	7	0
	Gulf Coast	0-0	3.00	1	1	0	0	0	3.0	3	1	1	0	0	0	3	0	0
	Wilmington	0-1	1.08	5	0	0	0	2	8.1	3	4	1	0	5	10	3	0	0
	KANSAS CITY	0-1	5.00	6	0	0	0	0	9.0	5	5	5	0	0	7	10	1	0
2003	KANSAS CITY	3-5	4.08	68	0	0	0	27	64.0	64	36	29	4	8	32	57	6	0
	Minor League Totals	23-25	4.45	89	80	2	0	3	429.0	387	263	212	27	39	260	362	70	7
	Major League Totals	4-7	4.28	77	3	0	0	27	88.1	87	51	42	6	9	43	74	10	0

1999 Selected by the Kansas City Royals in the 1st round (25th overall) of the June Free Agent Draft...signed by Paul Faulk.

MacDougal's All-Star Game Record

Year	Club, Site	W-L	ERA	G	GS	CG	SHO	SV	IP	H	R	ER	HR	BB	SO
2003	A.L., Chi (AL)														

(Attended - Did Not Play)

MacDougal's M.L. Batting Totals

	AVG.	AB	H	HR	RBI
M.L. Totals	.000	0	0	0	0

MacDougal's Career Fielding

POSITION	PCT.	G	PO	A	E	TC	DP
Pitcher	.833	77	7	8	3	18	0

MacDougal's 2003 and Career Breakdown

vs. American League	2003								CAREER							
	W-L	S	ERA	G	IP	H	ER	W-L	S	ERA	G	IP	H	ER		
vs. Anaheim	-	-	-	-	-	-	-	-	-	-	-	-	-	-		
Baltimore	0-0	0	0.00	1	1.0	2	0	0-0	0	0.00	1	1.0	2	0		
Boston	0-1	0	13.50	2	1.1	2	2	0-1	0	13.50	2	1.1	2	2		
Chicago	0-0	3	0.00	8	8.0	2	0	0-0	3	1.93	10	14.0	8	3		
Cleveland	0-0	6	0.00	8	7.2	4	0	0-2	6	1.65	11	16.1	12	3		
Detroit	1-0	5	0.00	10	9.1	2	0	2-0	5	2.08	13	17.1	9	4		
Minnesota	1-0	5	9.31	10	9.2	14	10	1-0	5	9.31	10	9.2	14	10		
New York	0-0	0	9.00	2	2.0	4	2	0-0	0	9.00	2	2.0	4	2		
Oakland	0-1	1	0.00	3	3.0	3	0	0-1	1	0.00	3	3.0	3	0		
Seattle	0-1	0	18.90	4	3.1	6	7	0-1	0	18.00	5	5.0	8	10		
Tampa Bay	0-1	1	11.57	3	2.1	6	3	0-1	1	11.57	3	2.1	6	3		
Texas	0-0	1	1.80	5	5.0	6	1	0-0	1	1.80	5	5.0	6	1		
Toronto	0-1	1	8.10	4	3.1	7	3	0-1	1	8.10	4	3.1	7	3		
vs. National League	W-L	S	ERA	G	IP	H	ER	W-L	S	ERA	G	IP	H	ER		
vs. Arizona	0-0	0	0.00	1	1.0	0	0	0-0	0	0.00	1	1.0	0	0		
Colorado	0-0	1	4.50	2	2.0	3	1	0-0	1	4.50	2	2.0	3	1		
Los Angeles	0-0	1	0.00	1	1.0	0	0	0-0	1	0.00	1	1.0	0	0		
St. Louis	0-0	2	0.00	2	2.0	1	0	0-0	2	0.00	2	2.0	1	0		
San Francisco	1-0	0	0.00	2	2.0	2	0	1-0	0	0.00	2	2.0	2	0		
Monthly	W-L	S	ERA	G	IP	H	ER	W-L	S	ERA	G	IP	H	ER		
March/April	1-2	10	3.55	14	12.2	10	5	1-2	10	3.55	14	12.2	10	5		
May	0-1	2	2.45	11	11.0	12	3	0-1	2	2.45	11	11.0	12	3		
June	2-0	8	2.77	13	13.0	11	4	2-0	8	2.77	13	13.0	11	4		
July	0-1	4	8.10	12	10.0	10	9	0-1	4	8.10	12	10.0	10	9		
August	0-1	2	8.64	9	8.1	16	8	0-1	2	8.64	9	8.1	16	8		
September/October	0-0	1	0.00	9	9.0	5	0	1-2	1	3.51	18	33.1	28	13		
Situational Pitching	W-L	S	ERA	G	IP	H	ER	W-L	S	ERA	G	IP	H	ER		
Home	3-2	12	4.33	37	35.1	33	17	4-3	12	4.17	43	54.0	50	25		
Road	0-3	15	3.77	31	28.2	31	12	0-4	15	4.46	34	34.1	37	17		
Before ASG	3-3	24	2.59	44	41.2	35	12	3-3	24	2.59	44	41.2	35	12		
After ASG	0-2	3	6.85	24	22.1	29	17	1-4	3	5.79	33	46.2	52	30		
Starter								1-1		4.70	3	15.1	18	8		
Reliever	3-5	27	4.08	68	64.0	64	29	3-6	27	4.19	74	73.0	69	34		

MacDougal's Career by Ballpark

Ballpark	W-L	S	ERA	G	IP	ER	Ballpark	W-L	S	ERA	G	IP	ER
Fenway Park	0-1	0	54.00	1	0.1	2	Safeco Field	0-0	0	0.00	1	1.0	0
U.S. Cellular Field	0-0	1	4.26	3	6.1	3	Tropicana Field	0-0	0	20.25	2	1.1	3
Jacobs Field	0-1	4	2.08	5	4.1	1	Ballpark in Arlington	0-0	1	0.00	4	4.0	0
Comerica Park	0-0	2	1.80	5	5.0	1	Skydome	0-1	1	6.75	2	1.1	1
Kauffman Stadium	4-3	12	4.17	43	54.0	25	Coors Field	0-0	1	4.50	2	2.0	1
Metrodome	0-0	2	9.64	5	4.2	5	Dodger Stadium	0-0	1	0.00	1	1.0	-
Yankee Stadium	0-0	0	0.00	1	1.0	0	Busch Stadium	0-0	1	0.00	1	1.0	0
Network Associates	0-0	1	0.00	1	1.0	0							

ROYALS REVIEW HISTORY RECORDS OPERATIONS MEDIA



MITCH MAIER

THIRD BASEMAN

(NON-ROSTER)



2003

Height, Weight:
6-2, 200

Bats/Throws:
Left/Right

Resides:
Howell, Mich.

Birthdate:
June 30, 1982 (21)

Birthplace:
Petoskey, Mich.

Acquired:
Selected in the 1st round
(30th overall) of the 2003
June Free Agent Draft

Contract Status:
Signed through 2004

M.L. Service:
0 days (Rookie)

- ▶ Played his 1st season as a professional for the Arizona Royals (Rookie) and played a key role in leading the Royals to a 36-19 record and the Arizona League Championship...Arizona defeated the Rangers, 4-2, in the championship game.
- ▶ The Royals 1st-round draft pick hit at a .350 clip, going 71-for-203 with 41 runs, 14 doubles, 6 triples and 2 home runs...he finished 2nd on the team with 45 RBI in 51 games.
- ▶ Spent 32 of his 51 games behind the plate, where he turned in a .980 fielding percentage, committing 6 errors in 303 total chances....was charged with 10 passed balls...was the DH in his other 19 games.
- ▶ Ranked 4th in the league in RBI and 5th in average.
- ▶ Earned Arizona League All-Star honors following the season and was named an Arizona League Short-Season All-Star by *Baseball America*.
- ▶ Was selected by the Royals in the 1st round (30th overall) of the 2003 draft and signed June 4...was KC's 2nd pick of the 1st round as the Royals selected OF Chris Lubanski with the No. 5 overall pick.
- ▶ Began his professional season with 9 hits in his 1st 3 games and was hitting at a .425 pace through his 1st 26 games...had a pair of 4-hit games....hit .406 in his 25 road games
- ▶ Was named the Royals 3rd-best prospect by *Baseball America* and the organization's best hitter for average.

Miscellaneous Notes

- ▶ **Mitchell William Maier** is single.
- ▶ Was one of the top players at the NCAA Division I level in 2003, earning 1st Team All-America honors from *Baseball America*...also tabbed a 2nd-team All-American by *Collegiate Baseball* and *Collegiate Baseball Insider.com*.
- ▶ Posted the nation's 2nd-highest batting average as a junior, hitting .448...was just the 11th player in the MAC history to earn 1st Team All-Mac honors 3 straight seasons.
- ▶ Finished his 3-year career at Toledo with a .414 career average, the top mark in school history, the 2nd-best in conference history...also set school career records for hits (238), doubles (42), RBI (147) and total bases (370).
- ▶ Graduated from Novi (Mich.) High School.

Year	Club	AVG	G	AB	R	H	2B	3B	HR	RBI	SH	SF	HP	BB	SO	SB	CS	E
2003	Arizona (Rookie)	.350	51	203	41	71	14	6	2	45	0	3	2	18	25	7	3	6
Minor League Totals		.350	51	203	41	71	14	6	2	45	0	3	2	18	25	7	3	6

2003 Selected by the Kansas City Royals in the 1st round (30th overall) of the June Free Agent Draft...signed by Jason Bryans.



DARRELL MAY

LEFT-HANDED PITCHER


34

Height, Weight:
6-2, 185

Bats/Throws:
Left/Left

Resides:
Austin, Texas

Birthdate (Age):
June 13, 1972 (31)

Birthplace:
San Bernardino, Calif.

Acquired:
Signed as a Major League free agent, Dec. 17, 2001

Contract Status:
Signed through 2005

M.L. Service:
3 years, 11 days

Career Notes

- ▶ May spent 4 seasons pitching in the Japanese Central League prior to joining the Kansas City Royals.
- ▶ Has spent parts of 4 seasons at the Major League level.

2003

- ▶ Made the Opening Day roster for the 1st time with the Royals...did not make his 1st start of the season until April 13 vs. Cleveland...was charged with the 6-1 loss after allowing 3 runs on 7 hits in 4.0 innings...the loss ended the Royals franchise record 9-game winning streak to begin the season.
- ▶ Was named the Royals Pitcher of the Year, posting a 10-8 record and leading the team in wins...ranked 8th among A.L. pitchers with a .246 opponent batting average.
- ▶ Set career highs in wins (10), games (35), starts (32), innings pitched (210.0), strikeouts (115) and ERA (3.77).
- ▶ His 10 wins and 115 strikeouts were the most by a Royals left-handed pitcher since Jose Rosado won 10 in 1999...his 210.0 innings were the most by a Royals lefty since Chris Haney threw 228.0 in 1996.
- ▶ Was the team's most consistent pitcher, making 12 starts of 7.0 innings or more...failed to throw at least 6.0 innings in just 7 of his 32 starts.
- ▶ Had 14 no decisions during his career-best campaign, despite leaving 7 of those games in position to earn the win.
- ▶ Was moved to the bullpen with the addition of RHP Kyle Snyder to the rotation...made his 1st relief appearance of the season at Minnesota on May 15 and was charged with a blown save, despite one of the team's best relief efforts of the year...struck out 5 straight batters and retired 8 straight as KC rallied for a 9-5 win in 14 innings.
- ▶ Returned to the starting rotation on May 20 at Seattle after 2 relief appearances...did not figure in KC's 4-3 loss...allowed 3 earned runs on 6 hits, 2 walks and 6 strikeouts in 5.1 innings.
- ▶ Pitched a season-high 7.1 innings on May 5 vs. Boston...did not figure into the decision as KC beat the Red Sox, 7-6 (7 H, 4 ER, 2 SO).
- ▶ Saw one of his best outings of the year spoiled at Oakland on May 25 (9.0 IP, 6 H, 3 ER, 2 BB, 6 SO)...held the A.L. West Champions to just 1 run and 4 hits through 8.2 innings before giving up a double and a game-tying 2-run homer to Erubiel Durazo...did not figure in the decision as KC lost to the AS, 4-3, in 10 innings.
- ▶ Watched the Royals suffer another

May's Career Bests		
Season:		
Wins	10	2003
ERA	3.77	2003
SV	----	----
IP	210.0	2003
SO	115	2003
Win Streak	5	2003
Game Highs:		
IP		
9.0 - 4 times		
Last: vs. Tex, 8/27/03		
Low Hit		
3 - vs. Sea, 7/19/03		
SO		
9 - at Oak, 7/6/02		

1-run loss to Oakland on May 31...marked his 10th straight game (8th start) without a decision (6.0 IP, 4 H, 4 R, 3 ER, 2 HR, 1 BB, 3 SO).

- ▶ Was charged with a 5-2 loss at Los Angeles on June 5...surrendered 4 runs (3 earned), 6 hits and 1 walk in 7.1 innings.
- ▶ Suffered a 4-3 loss vs. Arizona on June 11 after allowing 4 earned runs on 9 hits and 2 walks in 6.2 innings.
- ▶ Was the victim of another blown save from the KC bullpen as KC suffered a 9-8 loss to Minnesota on June 16...left with an 8-2 lead after allowing just 2 earned runs in 6.1 innings, but was saddled with a no decision.
- ▶ Was charged with an 8-1 loss to St. Louis on June 21 at Kauffman Stadium...scattered 9 hits and 4 ER in 6.0 innings of work...it was his 19th straight appearance without a win.
- ▶ Earned his 1st win of the season on June 27 vs. St. Louis in a 6-3 Royals victory (7.0 IP, 5 H, 2 ER, 1 BB, 2 SO)...it snapped a string of 16 consecutive starts without a win, the 2nd-longest in club history (Sept. 16, 2002-June 21, 2003), shy of only Vida Blue's 18-start stretch from Sept 18, 1982-July 31, 1983.
- ▶ Tossed his 1st complete game of the year on July 2 vs. Cleveland, an 8-2 victory, scattering 6 hits and 2 ER.
- ▶ Won his 3rd straight game on July 8 at Anaheim in the Royals 4-0 shutout victory over the defending World Champions (7.0 IP, 4 H, 2 BB, 3 SO).
- ▶ Earned his 4th straight victory at Texas on July 13 at Texas after giving up just 1 ER, 7 hits and 1 walk in 5.0 innings...also struck out 6 batters in the game.
- ▶ Won a career-best 5th straight start on July 19 vs. Seattle...held the Mariners to just 1 earned run, 3 hits and 4 walks in 8.0 innings of work.
- ▶ Pitched 6.0 scoreless innings at Tampa Bay on Aug. 7, allowing just 4 hits and striking out 6 Devil Ray batters...left the game with a 2-0 lead, but watched the D-Rays rally for 3 runs (2 ER) in the 9th inning off closer Mike MacDougal.
- ▶ Was charged with KC's 6-0 loss on Aug. 12 vs. New York by allowing 5 earned runs, a season-high 12 hits and 1 walk in 7.1 innings.
- ▶ Grabbed a 5-4 win against the Twins on Aug. 17, giving the Royals a 3.0 game lead in the division...allowed 3 ER, 6 hits and struck out 3 in 6.1 innings.
- ▶ Posted his 1st career 9-inning shutout victory on Aug. 27 vs. Texas (9-0 Royals win)...allowed a career-low 5 hits and faced just 2 over the minimum after the 2nd inning.
- ▶ Ended a 3-game winning streak by taking the Royals 7-3 loss on Sept. 1 at Texas...allowed 4 runs (3 earned) on 4 hits, 2 walks and 6 strikeouts in 6.0 innings...all 3 earned runs were home runs.

2002

- ▶ Opened the season on the Disabled List with a left groin strain (retro to March 27)...was activated on April 13 and made his 1st start since Sept. 8, 1997 at Toronto...pitched 4.1 innings, allowing 2 hits (both home runs) at Cleveland, before leaving the game with a reaggravation of the injury to his left groin.
- ▶ Was placed on the D.L. on April 14...was activated again on May 18 and started that night in Cleveland...other than his 3 rehab starts in Wichita (AA) and Omaha (AAA), it marked the 1st complete season at the Major League level for May, who completed his 11th season of professional baseball.
- ▶ Earned his 1st win of the season at Chicago on June 6 in a 4-3 decision (5.0 IP, 4 H, 1 ER, 5 BB, 2 SO)...it was his 1st Major League win since Aug. 31, 1997 with Anaheim at San Francisco.
- ▶ Was credited with a complete game victory after defeating Florida in a 5-inning, rain-shortened game at Kauffman Stadium on June 11.
- ▶ Threw a career-best 9 innings in a 1-0 loss to Anaheim on July 11 (9.0 IP, 6 H, 1 ER, 5 SO)...it was his 2nd career complete game, his 1st in a 9-inning game.
- ▶ Struck out a career-high 9 batters at Oakland on July 6, 2002...was not involved in the decision of KC's 4-3, 10-inning win, the Royals only win of the season over the Athletics.
- ▶ Compiled a 3-2 record and a 4.85 ERA (59.1 IP, 32 ER) at home, while going 1-8 with a 5.75 ERA (72.0 IP, 46 ER) on the road.
- ▶ Had a 3.63 ERA (17.1 IP 7 ER) in 3 starts against N.L. teams.



- ▶ Was 3-8 with a 4.99 ERA (115.1 IP, 64 ER) as a starter, while going 1-2 with a 7.88 ERA (16.0 IP, 14 ER) in his 9 relief appearances.
- ▶ Was named the Royals Pitcher of the Month in September after throwing 3 straight quality starts and posting a 1-1 record with a 4.97 ERA.
- ▶ Finished the season strong, compiling a 3.75 ERA in his final 4 starts after allowing just 10 earned runs in 24.0 innings.
- ▶ Posted a 2.00 ERA (18.0 IP, 4 ER) in his 4 victories, logging wins against Chicago (2), Florida and Tampa Bay.
- ▶ Made 21 starts in 2002 after making just 4 previous Major League starts...threw 131.1 total innings after entering the season with just 67 innings of big league experience.

2001

- ▶ Posted a 10-8 record with a 4.13 ERA in 26 starts for the Yomiuri Giants of the Japanese Central League...led the team with a career-high 168 strikeouts.
- ▶ Tied for 1st in the league with 24 home runs allowed in 159.0 innings pitched.

2000

- ▶ Helped Yomiuri to the Japanese Central League title by going 12-7 with a 2.95 ERA in his 1st season with the Giants...ranked 3rd in the league in ERA.
- ▶ Finished 2nd on the club in strikeouts (165) and tied for 2nd in starts (24)...led the team with 3 complete-game shutouts.

1999

- ▶ Spent his 2nd season with the Hanshin Tigers of the Japanese Central League, logging a 6-7 mark with a 4.25 ERA in 18 starts.
- ▶ Struck out a team-best 113 batters in 112.1 innings pitched.

1998

- ▶ Finished his 1st season in Japan with Hanshin...posted a 4-9 record with a 3.47 ERA and ranked 2nd on the team in starts (21) and strikeouts (94).

1997

- ▶ Spent most of the season with Anaheim's Triple-A affiliate in Vancouver...posted a 7-5 record with 2 complete-game shutouts and a 3.26 ERA (80.0 IP, 29 ER) in 13 games (12 starts)...tied for 2nd in the Pacific Coast League in shutouts.
- ▶ Appeared in 29 games (2 starts) with the Angels, posting a 2-1 record with a 5.23 ERA (51.2 IP, 30 ER)...allowed 56 hits, walked 25 and struck out 42.
- ▶ Recalled by the Angels on April 9 and optioned to Vancouver on May 16...recalled again on July 10...recorded 14 consecutive scoreless innings from April 30-July 28, equalling the longest by an Angels pitcher in 1997 (also Allen Watson).
- ▶ Earned his 1st Major League win by pitching 1.0 scoreless inning of relief in Anaheim's 8-7 win over Cleveland on Aug. 26...collected his 2nd win of the season in his 1st start of the year at San Francisco on Aug. 31 (3 R, 3 H, 5.0 IP).
- ▶ Registered his 1st career no-hitter with Vancouver in a 4-0 victory over Salt Lake on June 27 (Game 2)...missed a perfect game due to 1 error (7.0 IP, 9 SO)...it marked Vancouver's 1st no-hitter since Aug. 16, 1989 (Tom Drees).
- ▶ Named the Pacific Coast League's Pitcher of the Week for June 22-28.
- ▶ Other shutout came vs. Tacoma on July 6 (9.0 IP, 4 H)...finished 5-1 with 2 shutouts and a 1.24 ERA (50.2 IP, 7 ER) in 7 home starts.
- ▶ Limited opposing Triple-A batters to a .165 average with runners on base (19-for-115) and a .148 average with runners in scoring position (8-for-54).

1996

- ▶ Designated for assignment by Atlanta on March 30...claimed by Pittsburgh on April 4.
- ▶ Went 7-6 with 1 shutout and a 4.10 ERA in 23 games (22 starts) at Calgary (AAA).
- ▶ Recalled by Pittsburgh on May 7...made his 1st Major League start on May 8 vs. San Diego, a 5-4 loss (5.0 IP, 5 ER).



- ▶ Posted a 0-1 mark with a 9.35 ERA in 5 outings (2 starts) for the Pirates...was optioned to Calgary on May 12, recalled on July 24 and optioned again on July 30.
- ▶ Designated for assignment on Sept. 4 and claimed off waivers by California on Sept. 6.
- ▶ Made his Angels and A.L. debut at Cleveland on Sept. 9...finished with a 10.13 ERA in 5 appearances (2.2 IP, 3 ER).

1995

- ▶ Pitched at both Greenville (AA) and Richmond (AAA) in 1995...finished 2-8 with a 3.55 ERA at Greenville, the best ERA among the starters...went 4-2 with a 3.71 ERA for Richmond.
- ▶ Recalled by the Atlanta Braves on Sept. 3...made his Major League debut at Florida on Sept. 10 (2.0 IP, 1 ER).

Minor League Notes

- ▶ Began the 1994 season on the D.L. (April 7-30)...made 2 starts for Durham before being promoted to Greenville (AA)...posted a 5-3 record with a 3.11 ERA in 2 stops at Greenville.
- ▶ Sent back to Durham on May 26...won 8 straight decisions for Durham and was selected to the Carolina League All-Star team.
- ▶ Pitched at Macon (A) and Durham (A) in 1993...walked 38 and struck out 158.
- ▶ Went 10-4 with a 2.24 ERA with Macon and was named South Atlantic League Pitcher of the Week for April 25-May 1, 1993.
- ▶ Promoted to Durham and went 5-2 with a 2.09 ERA and won each of his last 3 starts.
- ▶ Spent his 1st professional season with the Gulf Coast League Braves...went 4-3 in 12 games (7 starts) and ranked 5th in the league in ERA (1.36).
- ▶ May was selected by Atlanta in the 46th round of the 1992 June Free Agent Draft.

Miscellaneous Notes

- ▶ **Darrell Kevin May**, his wife, Heather and their daughter Grace, make their offseason home in Austin, Texas.
- ▶ Graduated from Rogue River (Ore.) High School in 1990 where he lettered in baseball...played college baseball at Sacramento (Calif.) City College.

May's Career Statistics

Year	Club	W-L	ERA	G	GS	CG	SHO	SV	IP	H	R	ER	HR	HB	BB	SO	WP	BK
1992	Gulf Coast	4-3	1.36	12	7	0	0	1	53.0	34	13	8	0	2	13	61	2	1
1993	Macon	10-4	2.24	17	17	0	0	0	104.1	81	29	26	6	1	22	111	3	0
	Durham	5-2	2.09	9	9	0	0	0	51.2	44	18	12	4	1	16	47	2	1
1994	Durham	8-2	3.01	12	12	1	0	0	74.2	74	29	25	6	3	17	73	3	0
	Greenville	5-3	3.11	11	11	1	0	0	63.2	61	25	22	4	2	17	41	6	0
1995	Greenville	2-8	3.55	15	15	0	0	0	91.1	81	44	36	18	3	20	79	4	0
	Richmond	4-2	3.71	9	9	0	0	0	51.0	53	21	21	1	0	16	42	2	0
	ATLANTA	0-0	11.25	2	0	0	0	0	4.0	10	5	5	0	0	0	1	0	0
1996	PITTSBURGH	0-1	9.35	5	2	0	0	0	8.2	15	10	9	5	1	4	5	0	0
	Calgary	7-6	4.10	23	22	1	1	0	131.2	146	64	60	17	0	36	75	3	1
	CALIFORNIA	0-0	10.13	5	0	0	0	0	2.2	3	3	3	1	0	2	1	0	0
1997	Vancouver	7-5	3.26	13	12	2	2	0	80.0	65	31	29	10	1	31	62	0	1
	ANAHEIM	2-1	5.23	29	2	0	0	0	51.2	56	31	30	6	0	25	42	2	0
1998	Hanshin (Japan)	4-9	3.47	21	21	1	1	0	129.2	122	55	50	12	6	55	94	-	-
1999	Hanshin (Japan)	6-7	4.25	18	18	0	0	0	112.1	101	56	53	17	4	38	113	-	-
2000	Yomiuri (Japan)	12-7	2.95	24	24	3	3	0	155.1	123	52	51	19	3	40	165	-	-
2001	Yomiuri (Japan)	10-8	4.13	26	26	1	0	0	159.0	160	74	73	+24	5	45	*168	-	-
2002	KANSAS CITY	4-10	5.35	30	21	2	1	0	131.1	144	83	78	28	1	50	95	2	0
	Wichita	0-0	2.08	1	1	0	0	0	4.1	4	1	1	0	0	1	5	0	0
	Omaha	1-0	0.75	2	2	0	0	0	12.0	8	1	1	0	0	0	9	0	0
2003	KANSAS CITY	10-8	3.77	35	32	2	1	0	210.0	197	98	88	31	2	53	115	5	0
	Minor League Totals	53-35	3.02	124	117	5	3	1	718.1	651	276	241	66	13	189	605	25	4
	Japan Totals	32-31	3.67	89	89	5	4	0	556.1	505	237	227	72	18	178	540	-	-
	N.L. Totals	0-1	9.95	7	2	0	0	0	12.2	25	15	14	5	1	4	6	0	0
	A.L. Totals	16-19	4.53	99	55	4	2	0	395.2	400	215	199	66	3	130	253	9	0
	Major League Totals	16-20	4.69	106	57	4	2	0	408.1	197	230	213	71	4	134	259	9	0

* Led League + Tied for League Lead

1992 Selected by the Atlanta Braves in the 46th round of the June Free Agent Draft.

1996 Claimed off waivers by the Pittsburgh Pirates from the Atlanta Braves, April 4.

Claimed off waivers by the California Angels from the Pittsburgh Pirates, Sept. 6.

1998 Released by the Anaheim Angels, March 27...signed with the Hanshin Tigers of the Japanese Central League.

2001 Signed by the Kansas City Royals as a Major League free agent, Dec. 17.

May's M.L. Batting Totals

	AVG.	AB	H	HR	RBI
M.L. Totals	.077	13	1	0	0

May's Career Fielding

POSITION	PCT.	G	PO	A	E	TC	DP
Pitcher	.940	106	22	41	4	67	3

May's 2003 and Career Breakdown

	2003								CAREER							
	W-L	S	ERA	G	IP	H	ER	W-L	S	ERA	G	IP	H	ER		
vs. American League																
vs. Anaheim	1-0	0	3.29	2	13.2	10	5	1-2	0	3.38	5	24.0	20	9		
Baltimore	0-0	0	4.50	1	6.0	7	3	0-1	0	6.52	5	9.2	11	7		
Boston	0-0	0	3.46	2	13.0	12	5	0-0	0	4.34	5	18.2	22	9		
Chicago	1-2	0	6.75	3	21.1	23	16	3-3	0	5.96	10	45.1	48	30		
Cleveland	2-1	0	3.05	4	20.2	23	7	3-2	0	4.41	15	51.0	53	25		
Detroit	0-0	0	3.00	1	6.0	7	2	0-1	0	3.54	4	20.1	22	8		
Kansas City	-	-	-	-	-	-	-	0-0	0	3.00	3	3.0	1	1		
Minnesota	2-0	0	2.73	5	29.2	25	9	2-1	0	4.32	8	33.1	32	16		
New York	0-1	0	6.14	1	7.1	12	5	0-1	0	3.38	6	16.0	18	6		
Oakland	0-0	0	3.60	2	15.0	10	6	0-1	0	4.15	7	34.2	29	16		
Seattle	1-0	0	2.70	2	13.1	9	4	1-1	0	6.53	5	20.2	21	15		
Tampa Bay	0-0	0	3.65	2	12.1	9	5	1-0	0	3.66	4	19.2	15	8		
Texas	2-1	0	1.80	3	20.0	16	4	2-2	0	3.79	7	38.0	38	16		
Toronto	0-0	0	9.82	2	3.2	5	4	0-0	0	10.00	5	9.0	15	10		
vs. National League																
vs. Arizona	0-1	0	5.40	1	6.2	9	4	0-1	0	5.40	1	6.2	9	4		
Atlanta	-	-	-	-	-	-	-	-	-	-	-	-	-	-		
Chicago	-	-	-	-	-	-	-	-	-	-	-	-	-	-		
Cincinnati	-	-	-	-	-	-	-	-	-	-	-	-	-	-		
Colorado	0-0	0	0.00	1	1.0	0	0	0-0	0	12.00	2	3.0	7	4		
Florida	-	-	-	-	-	-	-	1-0	0	1.29	2	7.0	7	1		
Houston	-	-	-	-	-	-	-	-	-	-	-	-	-	-		
Los Angeles	0-1	0	3.68	1	7.1	6	3	0-1	0	3.68	1	7.1	6	3		
Milwaukee	-	-	-	-	-	-	-	0-0	0	0.00	1	2.0	4	0		
Montreal	-	-	-	-	-	-	-	-	-	-	-	-	-	-		
New York	-	-	-	-	-	-	-	0-0	0	3.86	2	9.1	15	4		
Philadelphia	-	-	-	-	-	-	-	0-0	0	13.50	3	1.1	4	2		
Pittsburgh	-	-	-	-	-	-	-	-	-	-	-	-	-	-		
St. Louis	1-1	0	4.15	2	13.0	14	6	1-2	0	5.40	3	18.1	21	11		
San Diego	-	-	-	-	-	-	-	0-1	0	9.00	1	5.0	4	5		
San Francisco	-	-	-	-	-	-	-	1-0	0	5.40	1	5.0	3	3		
Monthly																
March/April	0-1	0	4.91	4	18.1	24	10	0-1	0	5.64	9	30.1	37	19		
May	0-0	0	3.76	7	38.1	32	16	0-3	0	4.73	15	59.0	53	31		
June	1-3	0	3.93	6	34.1	36	15	3-5	0	3.76	12	69.1	72	29		
July	4-1	0	2.76	6	42.1	33	13	4-4	0	4.55	22	91.0	99	46		
August	3-1	0	3.27	6	41.1	39	15	6-4	0	4.19	24	77.1	79	36		
September/October	2-2	0	4.84	6	35.1	33	19	3-3	0	5.75	24	81.1	85	52		
Situational Pitching																
Home	5-4	0	4.10	17	107.2	103	49	9-7	0	4.54	52	196.1	200	99		
Road	5-4	0	3.43	18	102.1	94	39	7-13	0	4.84	54	212.0	225	114		
Before ASG	4-4	0	3.54	20	112.0	109	44	6-10	0	4.21	41	190.1	192	89		
After ASG	6-4	0	4.04	15	98.0	88	44	10-10	0	5.12	65	218.0	233	124		
Starter	10-8	-	3.88	32	204.1	195	88	14-17	-	4.49	57	335.0	341	167		
Reliever	0-0	0	0.00	3	5.2	2	0	2-3	0	5.65	49	73.1	84	46		

May's Career by Ballpark

Ballpark	W-L	S	ERA	G	IP	ER	Ballpark	W-L	S	ERA	G	IP	ER
Edison Field	2-1	0	4.50	22	38.0	19	Safeco Field	0-1	0	8.10	2	10.0	9
Camden Yards	0-1	0	27.00	2	1.0	3	Tropicana Field	0-0	0	2.38	2	11.1	3
Fenway Park	0-0	0	4.22	3	10.2	5	Ballpark in Arlington	1-2	0	3.63	3	17.1	7
U.S. Cellular Field	2-1	0	4.56	5	23.2	12	Skydome	0-0	0	14.29	2	5.2	9
Jacobs Field	1-2	0	4.25	9	29.2	14	Coors Field	0-0	0	12.00	2	3.0	4
Comerica Park	0-1	0	4.50	1	6.0	3	Pro Player Stadium	0-0	0	4.50	1	2.0	1
Kauffman Stadium	8-6	0	4.35	32	169.2	82	Dodger Stadium	0-1	0	3.68	1	7.1	3
Metrodome	1-1	0	2.60	4	17.1	5	Shea Stadium	0-0	0	3.86	2	9.1	4
Yankee Stadium	0-0	0	0.00	2	1.2	0	Three Rivers Stadium	0-1	0	9.95	4	6.1	7
Network Associates	0-0	0	4.05	3	20.0	9	Busch Stadium	0-2	0	7.15	2	11.1	9
Kingdome	0-0	0	9.00	1	2.0	2	3Com Park	1-0	0	5.40	1	5.0	3



ALAN MOYE

OUTFIELDER

(NON-ROSTER)



79

Height, Weight:
6-2, 200

Bats/Throws:
Right/Right

Resides:
Longview, Texas

Birthdate (Age):
Oct. 8, 1982 (21)

Birthplace:
Nacogdoches, Texas

Acquired:
Obtained from the Cincinnati Reds along with 3B Damaso Espino in exchange for RHP Jeff Austin and LHP Brian Shackelford, March 6, 2003

Contract Status:
Signed through 2004

M.L. Service:
0 days (Rookie)

2003

- ▶ Obtained from the Cincinnati Reds along with 3B Damaso Espino in exchange for RHP Jeff Austin and LHP Brian Shackelford on March 6, 2003.
- ▶ Missed the entire 2003 season after suffering a separated left shoulder.

2002

- ▶ Hit .261 (41-157) for Billings (Rookie Advanced), playing 43 games...finished the season with 6 doubles, 4 triples, 5 home runs and 22 RBI...drew just 9 walks and struck out 47 times.

2001

- ▶ Was selected by the Cincinnati Reds in the 3rd round of the June Free Agent Draft...signed June 9 by Brian Wilson.
- ▶ Played 48 games for the Gulf Coast Reds (Rookie), where he hit .287 (49-for-171) with 9 doubles, 2 triples, 2 home runs and 18 RBI...also stole 12 bases in 15 attempts.

Miscellaneous Notes

- ▶ **Alan Keith Moyer** graduated from Pine Tree (Texas) High, 2001...has a .274 average in 91 professional games.

YEAR CLUB	AVG	G	AB	R	H	2B	3B	HR	RBI	SH	SF	HP	BB	SO	SB	CS	E
2001 Gulf Coast	.287	48	171	24	49	9	2	2	18	1	0	3	8	34	12	3	5
2002 Billings	.261	43	157	20	41	6	4	5	22	0	1	6	9	47	3	1	2
2003																	
(Injured - Did Not Play)																	
Minor League Totals	.274	91	328	44	90	15	6	7	40	1	1	9	17	81	15	4	7

2001 Selected by the Cincinnati Reds in the 3rd round of the June Free Agent Draft...signed by Brian Wilson.

2003 Obtained by the Kansas City Royals from the Cincinnati Reds along with 3B Damaso Espino in exchange for RHP Jeff Austin and LHP Brian Shackelford, March 6.



DONALD MURPHY

INFIELDER
(NON-ROSTER)



72

Height, Weight:
5-10, 180

Bats/Throws:
Right/Right

Resides:
Anaheim, Calif.

Birthdate (Age):
March 10, 1983 (21)

Birthplace:
Lakewood, Calif.

Acquired:
Selected in the 5th round of the 2002 June Free Agent Draft

Contract Status:
Signed through 2004

M.L. Service:
0 days (Rookie)

2003

- ▶ Named Burlington's Player of the Year for 2003 after hitting .313 (158-504) with 29 doubles, 6 triples and 5 home runs.
- ▶ Set a franchise record and ranked 2nd in the Midwest League with 98 RBI...also ranked 2nd in the league with 158 hits, 3rd with a .397 on base percentage and 4th with a .313 batting average.
- ▶ Led the Bees in games, at bats, total bases, doubles, slugging percentage and multi-hit games...led the Midwest League in batting in June (.365) and August (.425).
- ▶ Started 82 games at 2nd base, 41 games at shortstop and 9 games at DH...won Midwest League Batter of the Week from *Sportsticker* twice, June 2-8 and July 21-27.
- ▶ Reached base in 23 consecutive games from May 17-June 12, batting at a .359 clip during that stretch.
- ▶ Batted a team-high .340 in the 2nd half of the season with 15 doubles, 2 home runs and 54 RBI.
- ▶ Was named the Royals 6th-best prospect by *Baseball America* following the season...was also tabbed with the best infield arm in the organization.

Minor League Notes

- ▶ Batted .303 with 10 doubles and 15 RBI in 28 games for Spokane in his 1st professional season.
- ▶ Was selected in the 5th round of 2002 June Free Agent Draft.

Miscellaneous Notes

- ▶ **Donald Rex Murphy** graduated Riverside Poly (Calif.) High, 2001...was an all-star selection in the High School National Classic Tour.
- ▶ Honored as All-CIF for 3 years and was named as the 25th-best prospect in California by *Baseball America*...also lettered in basketball...attended Orange Coast Community College.
- ▶ Signed by Gary Johnson.

YEAR CLUB	AVG	G	AB	R	H	2B	3B	HR	RBI	SH	SF	HP	BB	SO	SB	CS	E
2002 Spokane	.303	28	109	20	33	10	2	0	15	0	0	3	6	17	0	0	8
2003 Burlington	.313	132	504	77	158	29	6	5	98	3	7	9	65	78	15	6	14
Minor League Totals	.312	160	613	97	191	39	8	5	113	3	7	12	71	95	15	6	22

2002 Selected by the Kansas City Royals in the 5th round of the June Free Agent Draft...signed by Gary Johnson.

JARROD PATTERSON

INFIELDER



27

Height, Weight:
6-1, 190

Bats/Throws:
Left/Right

Resides:
Clanton, Ala.

Birthdate (Age):
Sept. 7, 1973 (30)

Birthplace:
Montgomery, Ala.

Acquired:
Signed as minor league
free agent, Nov. 16, 2002

Contract Status:
Signed through 2004

M.L. Service:
79 days

2003

- ▶ Signed as a minor league free agent on Nov. 16, 2002...was named Player of the Year for the club's Triple A affiliate in Omaha after hitting .257 and pacing the club with 18 home runs on the season and ranking among the league leaders with 33 doubles and 91 RBI.
- ▶ Saw limited action with the big league club, batting .182 in 13 games...had his contract purchased from Omaha on July 3...was hitting .259 with 23 doubles, 13 home runs and 65 RBI at the time of his promotion.
- ▶ Made his Royals debut in KC's 9-8 win over Detroit on July 4...was hitless in 3 at bats with 1 walk as the starting DH.
- ▶ Picked up his 1st hit of the year on July 9 at Anaheim with a 9th inning single off of Troy Percival.
- ▶ Optioned to Omaha on July 19 after hitting .231 (3-for-13) in 5 games with the Royals...rejoined the club on Sept. 2 and went 1-for-9 in 8 September games.

2002

- ▶ Spent the entire season with Toledo (AAA), splitting time between 3rd base and 2nd base.
- ▶ Hit .295 in 117 games, logging 34 doubles, 6 triples, 13 home runs and 70 RBI.

2001


- ▶ Made his Major League debut with the Tigers in his 9th professional season after signing with Detroit as a Minor League free agent.
- ▶ Opened the season with Toledo...batted just .235 (8-34) in April...was demoted to Erie (AA) in May and hit .400 in 20 games before returning to Toledo.
- ▶ Made his Major League debut at Arizona on June 16...collected his 1st Major League hit in the 8th, a single against the Diamondbacks Bret Prinz.
- ▶ Hit safely in each of his 1st 4 games in the Majors from June 16-19, going 6-for-15 (.400) with a homer and 2 RBI.
- ▶ Drilled his 1st M.L. home run, a solo shot off Arizona's Curt Schilling on June 17, as he collected a season-high 3 hits.
- ▶ Optioned to Toledo on July 18, where he would spend the remainder of the season...played

Patterson's Career Bests

Season:		
Avg	.268	2001
Hits	11	2001
HR	2	2001
RBI	4	2001
Hit Streak	4	2001

Game Highs:

Hits	3 - at Ari, 6/17/01
Home Runs	1 - 2 times
	Last: vs. Min, 6/23/01
RBI	2 - vs. Min, 6/23/01



for Maryvale in the Arizona Fall League and Hermosillo in the Mexican Pacific League following the 2001 season.

Minor League Notes

- ▶ Opened the 2000 season with Triple A Nashville in the Pacific Coast League after signing during the off-season as a Minor League free agent with Pittsburgh...assigned to Double A Altoona in early June...hit .139 (5-36) in 11 games before returning to Nashville on June 20...acquired by the Montreal Expos from the Pirates in exchange for pitcher Matt Skarmetta on Aug. 12...assigned to Triple A Ottawa by the Expos.
- ▶ Turned in an outstanding 1999 season as he split the year between Double A El Paso and Triple A Tucson in the Arizona Diamondbacks organization...was tied for the minor league lead with Asheville's Juan Pierre with 187 hits...was 2nd in the minors with 52 doubles, 4th with 308 total bases, tied for 4th with 77 extra-base hits and 5th with his combined .358 batting average.
- ▶ Named to the California League's mid- and post-season all-star squads while with Single A High Desert in 1998...paced the California League with a .551 slugging percentage...finished 2nd in the league with a .335 batting average and 271 total bases...also ranked 3rd in the league with 165 hits, 102 RBI and 61 extra-base hits, tied for 3rd with 9 triples, 4th with a .414 on-base percentage, tied for 4th with 34 doubles and tied for 5th with 89 runs scored.
- ▶ Hit for the cycle Aug. 13, 1998 at Rancho Cucamonga, finishing with 4 RBI...singled in the 1st inning, doubled and drove in a run in the 4th, belted a 2-run home run in the 7th and capped off his performance with a run-scoring triple in the 9th.
- ▶ Named the TOPPS/NAPBL Player of the Month in the California League for August 1998...earned Diamondbacks Minor League Player of the Month honors after combining to hit .375 with 6 home runs and 23 RBI in August and September.
- ▶ Spent the 1997 season with Regina in the independent Prairie League...tied for the Prairie League lead with 24 doubles...finished 5th with a .363 batting average, 33 extra-base hits and 2 triples.
- ▶ Struggled during the 1996 season as he split time between St. Lucie (A) and Columbia (A) in the New York Mets organization...opened the season with St. Lucie, hitting just .180 (11-61) in 17 games, including .037 (1-27) in his final 6 games before being sent to Columbia in late April.
- ▶ Was named the Appalachian League MVP following a solid season with Rookie Level Kingsport in 1995...was also selected to the league's post-season all-star squad.
- ▶ Paced the league with 57 RBI and 33 extra-base hits in 1995...finished 2nd with 129 total bases, 13 home runs and a .538 slugging percentage and tied for second with 17 doubles.
- ▶ Was 3rd in the league with 64 games played and 1 home run every 18.46 at-bats...finished 5th with 240 at-bats.
- ▶ Posted a 15-game hitting streak July 2-18, batting .362 (21-58) with eight doubles, three triples, 2 home runs and 20 RBI.
- ▶ Made his professional debut with the Gulf Coast League Mets after being selected by New York in the 20th round of the June 1993 draft...finished 2nd on the club with 25 RBI and tied for second with 9 doubles.

Miscellaneous Notes

- ▶ Full name is **Jarrod Lane Patterson**...was a 1991 graduate of Chilton County High School in Clanton, Ala....played 2 seasons at Jefferson Davis Community College in Alabama...resides in Clanton, Ala., in the off-season with his wife Adrienne.



Patterson's Career Statistics

Year	Club	AVG	G	AB	R	H	2B	3B	HR	RBI	SH	SF	HP	BB	SO	SB	CS	E
1993	GCL Mets	.241	46	166	27	40	9	1	2	25	1	4	0	24	28	1	3	2
1994	Kingsport	.259	36	112	12	29	5	2	5	18	0	0	1	12	39	2	0	6
	Pittsfield	.179	29	105	8	19	6	1	1	15	0	2	0	10	34	0	1	5
1995	Kingsport	.279	64	240	45	67	17	3	13	*57	0	3	0	28	50	3	1	4
1996	St. Lucie	.180	17	61	6	11	2	0	1	6	0	1	1	3	19	1	0	5
	Columbia	.230	70	213	26	49	9	1	3	37	0	4	2	33	65	1	1	1
1997	Regina	.363	65	240	52	87	+24	2	7	50	2	1	2	38	47	7	3	10
1998	High Desert	.335	131	492	89	165	34	9	18	102	0	3	2	66	97	9	2	24
1999	El Paso	.382	67	249	63	95	27	3	8	51	0	3	1	51	45	3	2	12
	Tucson	.336	75	274	46	92	25	3	11	47	0	3	3	36	37	4	1	13
2000	Nashville	.278	70	198	25	55	10	0	5	30	2	2	2	13	40	0	2	9
	Altoona	.139	11	36	1	5	1	0	0	4	0	1	1	3	11	0	0	8
	Ottawa	.272	25	92	9	25	6	1	0	16	0	0	0	4	13	1	0	4
2001	Toledo	.296	69	213	41	63	15	2	7	25	0	3	1	30	47	2	1	7
	Erie	.400	20	70	17	28	5	1	7	18	0	1	0	11	11	0	0	4
	DETROIT	.268	13	41	6	11	1	1	2	4	0	0	2	0	4	0	1	2
2002	Toledo	.295	117	447	66	132	34	6	13	70	2	3	4	46	71	3	1	21
2003	Omaha	.257	123	478	74	123	33	2	18	91	1	4	2	51	92	4	1	19
	KANSAS CITY	.182	13	22	3	4	0	0	0	0	0	0	0	3	6	0	0	1
Minor League Totals		.294	1035	3687	607	1085	262	37	119	662	8	38	22	459	746	41	19	155
Major League Totals		.268	13	41	6	11	1	1	2	4	0	0	2	0	4	0	1	2

* - Led League

+-Tied for League Lead

- 1993 Selected by the New York Mets in the 20th round of the June draft.
- 1997 Signed by Regina (Prairie League) as a Minor League free agent, June 1.
- 1998 Signed by the Arizona Diamondbacks as a Minor League free agent, Jan. 24.
- 1999 Signed by the Pittsburgh Pirates as a Minor League free agent, Nov. 4.
- 2000 Acquired by the Montreal Expos from the Pittsburgh Pirates, in exchange for Matt Skmetta, Aug. 12.
- Signed by the Detroit Tigers as a Minor League free agent, Nov. 21.
- 2002 Signed by the Kansas City Royals as a Minor League free agent, Nov. 16.

Patterson's Career Fielding

POSITION	PCT.	G	PO	A	E	TC	DP
3rd Base	1.000	2	9	1	0	10	0
1st Base	.000	4	0	0	1	1	0

Patterson's 2003 and Career Breakdown

	2003					CAREER				
	AVG.	AB	H	HR	RBI	AVG.	AB	H	HR	RBI
vs. American League										
vs. Anaheim	.500	2	1	0	0	.500	2	1	0	0
Chicago	.167	6	1	0	0	.167	6	1	0	0
Cleveland	.000	1	0	0	0	.000	1	0	0	0
Detroit	.000	6	0	0	0	.000	6	0	0	0
Kansas City	-	-	-	-	-	.222	9	2	0	0
Minnesota	-	-	-	-	-	.154	13	2	1	2
New York	-	-	-	-	-	.200	10	2	0	1
Seattle	1.000	2	2	0	0	1.000	2	2	0	0
Texas	.000	5	0	0	0	.000	5	0	0	0
vs. National League										
vs. Arizona	-	-	-	-	-	.500	8	4	1	1
St. Louis	-	-	-	-	-	1.000	1	1	0	0
Monthly										
June	-	-	-	-	-	.263	38	10	2	4
July	.231	13	3	0	0	.250	16	4	0	0
September/October	.111	9	1	0	0	.111	9	1	0	0
Situational Hitting										
Home	.231	13	3	0	0	.184	38	7	1	3
Road	.111	9	1	0	0	.320	25	8	1	1
Day	.000	4	0	0	0	.227	22	5	1	1
Night	.222	18	4	0	0	.244	41	10	1	3
Natural Grass	.182	22	4	0	0	.238	63	15	2	4
Before ASG	.091	11	1	0	0	.216	51	11	2	4
After ASG	.273	11	3	0	0	.333	12	4	0	0
vs. LHP	.000	5	0	0	0	.154	13	2	0	1
vs. RHP	.235	17	4	0	0	.260	50	13	2	3
with RISP	.000	6	0	0	0	.111	18	2	0	2
Pinch Hitter	.250	4	1	0	0	.400	5	2	0	0
Desig. Hitter	.000	11	0	0	0	.000	11	0	0	0

Patterson's Career by Ballpark

Ballpark	AVG	AB	H	HR	RBI	Ballpark	AVG	AB	H	HR	RBI
Edison Field	.500	2	1	0	0	Kauffman Stadium	.250	20	5	0	0
U.S. Cellular Field	.000	1	0	0	0	Ballpark in Arlington	.000	5	0	0	0
Jacobs Field	.000	1	0	0	0	Bank One Ballpark	.500	8	4	1	1
Comerica Park	.160	25	4	1	3	Busch Stadium	1.000	1	1	0	0



CALVIN PICKERING

INFIELDER
(NON-ROSTER)

64

Height, Weight:

6-5, 260

Bats/Throws:

Left/Left

Resides:

Temple Terrace, Fla.

Birthdate:

Sept. 29, 1976 (27)

Birthplace:

St. Thomas, Virgin Islands

Acquired:

Signed as a minor league free agent, Nov. 11, 2003

Contract Status:

Signed through 2004

M.L. Service:

1 year, 84 days

2003

- Opened the season with Vaqueros in the Mexican League...hit .323 (94-291) with 13 doubles and 25 home runs in 88 games.
- Had his contract purchased from Vaqueros by the Cincinnati Reds on Aug. 4.
- Hit .284 in 26 games for Louisville...was granted free agency on Oct. 15.

2002

- Missed 2002 recovering from surgery to repair a torn quadriceps muscle.

2001

- Began the season at Rochester (Baltimore AAA), and hit .282 with 21 HR and 98 RBI and was named to the International League Post-Season All-Star Team.
- Was traded to the Cincinnati Reds for future considerations on Aug. 30 and was promoted to the Major League roster on Sept. 1...went 1-for-4 with an RBI in 4 pinch-hit appearances.
- Was claimed off waivers by Boston on Sept. 6...his 1st Red Sox hit was a solo HR off Tampa Bay's Ryan Rupe on Sept. 20.

2000

- Was limited to 60 games at Rochester with an injured left quadriceps in 2000...did not play after June 19 and had surgery on Aug. 30.

1999

- Spent most of the season with Rochester, but had 2 stints with the Orioles, appearing in 23 games with Baltimore.
- Was hitting .251 with 5 HR and 24 RBI through June with Rochester, then batted .313 with 11 HR and 39 RBI from July 1 through the end of the season.
- Joined Baltimore for their exhibition game at Camden Yards vs. Cuba May 3...also participated in the MLB Future's Game in Boston.

Pickering's Career Bests

Season:

Avg	.278	2001
Hits	15	2001
HR	3	2001
RBI	8	2001
Hit Streak	2	'98,'01

Game Highs:

Hits	3 - 2 times
	Last: vs. Det, 9/21/01
Home Runs	1 - 6 times
	Last: at Bal, 10/5/01
RBI	3 - at Bal, 10/5/01

1998

- ▶ Spent most of the year with Bowie where he led the Eastern League with 31 HR, 114 RBI, a .566 slugging percentage and a .434 on-base percentage.
- ▶ Named Eastern League Player of the Year and to the Howe SportsData "All-Prospect Team."
- ▶ Made his Major League debut with the Orioles on Sept. 12 vs. Anaheim as the designated hitter...collected his 1st M.L. hit on Sept. 19 vs. New York, a HR off David Cone.

Minor League Notes

- ▶ Led the Orioles farm system in 1997 with 25 home runs with Delmarva...batted .426 (26-61) in June before playing for the Maui Stingrays in the Hawaiian Winter League at season's end.
- ▶ Played with Bluefield in 1996 and was awarded the Brooks Robinson Award, given annually to the top position player in the Orioles minor league system...was the 1st Rookie League player to win award since its inception in 1979...led the Appalachian League with 18 HRs and 66 RBI and was later named Howe SportsData's Appy League "Star of Stars."
- ▶ Played with the GCL Orioles in 1995 and won 2 Player of the Week awards in August.

Miscellaneous Notes

- ▶ **Calvin Elroy Pickering** is married to Jessica...came to the U.S. from the Virgin Islands while in high school...graduated from King (Tampa, Fla.) High in 1995.
- ▶ Selected by the Baltimore Orioles in the 35th round of the 1995 June draft.

Pickering's Career Statistics

Year	Club	AVG	G	AB	R	H	2B	3B	HR	RBI	SH	SF	HP	BB	SO	SB	CS	E	
1995	Gulf Coast Orioles	.500	15	60	8	30	10	0	1	22	0	1	0	2	6	0	0	3	
1996	Bluefield	.325	60	200	45	65	14	1	*18	*66	0	1	2	28	64	8	2	9	
1997	Delmarva	.311	122	444	88	138	31	1	25	79	0	1	9	53	139	6	3	27	
1998	Bowie	.309	139	488	93	151	28	2	*31	*114	0	2	11	98	119	4	6	22	
	BALTIMORE	.238	9	21	4	5	0	0	2	3	0	0	0	3	4	1	0	1	
1999	Rochester	.285	103	372	63	106	20	0	16	63	0	4	11	60	99	1	3	13	
	BALTIMORE	.125	23	40	4	5	1	0	1	5	0	0	0	11	16	0	0	2	
2000	Rochester	.218	60	197	20	43	10	0	6	30	0	2	1	36	70	2	2	12	
2001	Rochester	.282	131	461	62	130	25	0	21	98	0	3	10	64	149	0	1	8	
	Louisville	.250	1	4	1	1	0	0	1	1	0	0	0	1	2	0	0	0	
	CINCINNATI	.250	4	4	0	1	0	0	0	1	0	0	0	0	2	0	0	0	
	BOSTON	.280	17	50	4	14	1	0	3	7	0	0	0	8	13	0	0	0	
2002																			
2003	Vaqueros	.323	88	291	64	94	13	0	25	63	0	1	2	75	84	1	0	15	
	Louisville	.284	26	81	10	23	3	0	4	18	0	1	3	17	31	0	0	1	
	Minor League Notes	.301	745	2598	454	781	154	4	148	554	0	16	49	434	763	22	17	113	
	A.L. Totals	.216	49	111	12	24	2	0	6	15	0	0	0	22	33	1	0	0	
	N.L. Totals	.250	4	4	0	1	0	0	0	1	0	0	0	0	2	0	0	0	
	Major League Notes	.217	53	115	12	25	2	0	6	16	0	0	0	22	35	1	0	0	

- 1995 Selected by the Baltimore Orioles in 35th round of June Free Agent draft...signed July 27.
- 2001 Traded by the Baltimore Orioles to the Cincinnati Reds for future considerations, Aug. 30.
Claimed on waivers by the Boston Red Sox from the Cincinnati Reds, Sept. 6.
- 2003 Signed by the Seattle Mariners as a minor league free agent, Jan. 16.
Signed by Vaqueros (Mexican), April.
Contract purchased by the Cincinnati Reds from Vaqueros, Aug. 4.
Signed by the Kansas City Royals as a minor league free agent, Nov. 11.

Retired Numbers

In a ceremony that took place on April 7, 1997 prior to the season's home opener, the Kansas City Royals unveiled a special display of the club's three retired uniform numbers. The number 10, worn by former manager **Dick Howser**; the number 5, worn by former 3rd baseman **George Brett**; and the number 20, worn by former 2nd baseman **Frank White**; had all previously been retired by the ballclub. The four-foot high solid bronze numbers are displayed at Kauffman Stadium just below the message board in center field.

Pickering's 2003 and Career Breakdown

	2003					CAREER				
	AVG.	AB	H	HR	RBI	AVG.	AB	H	HR	RBI
vs. American League										
vs. Anaheim	-	-	-	-	-	.000	5	0	0	0
Baltimore	-	-	-	-	-	.235	17	4	1	4
Boston	-	-	-	-	-	.211	19	4	1	3
Chicago	-	-	-	-	-	.000	3	0	0	0
Cleveland	-	-	-	-	-	.000	2	0	0	0
Detroit	-	-	-	-	-	.250	20	5	0	0
Kansas City	-	-	-	-	-	-	-	-	-	-
Minnesota	-	-	-	-	-	0	0	0	0	0
New York	-	-	-	-	-	.118	17	2	1	2
Oakland	-	-	-	-	-	.400	5	2	1	2
Seattle	-	-	-	-	-	.000	3	0	0	0
Tampa Bay	-	-	-	-	-	.357	14	5	2	2
Texas	-	-	-	-	-	.333	3	1	0	1
Toronto	-	-	-	-	-	.333	3	1	0	1
vs. National League										
vs. Arizona	-	-	-	-	-	-	-	-	-	-
Atlanta	-	-	-	-	-	-	-	-	-	-
Chicago	-	-	-	-	-	-	-	-	-	-
Cincinnati	-	-	-	-	-	-	-	-	-	-
Colorado	-	-	-	-	-	-	-	-	-	-
Florida	-	-	-	-	-	-	-	-	-	-
Houston	-	-	-	-	-	.333	3	1	0	1
Los Angeles	-	-	-	-	-	-	-	-	-	-
Milwaukee	-	-	-	-	-	-	-	-	-	-
Montreal	-	-	-	-	-	-	-	-	-	-
New York	-	-	-	-	-	-	-	-	-	-
Philadelphia	-	-	-	-	-	-	-	-	-	-
Pittsburgh	-	-	-	-	-	.000	1	0	0	0
St. Louis	-	-	-	-	-	-	-	-	-	-
San Diego	-	-	-	-	-	-	-	-	-	-
San Francisco	-	-	-	-	-	-	-	-	-	-
Monthly										
March/April	-	-	-	-	-	-	-	-	-	-
May	-	-	-	-	-	.000	7	0	0	0
June	-	-	-	-	-	-	-	-	-	-
July	-	-	-	-	-	-	-	-	-	-
August	-	-	-	-	-	-	-	-	-	-
September/October	-	-	-	-	-	.231	108	25	6	16
Situational Hitting										
Home	-	-	-	-	-	.219	64	14	3	5
Road	-	-	-	-	-	.216	51	11	3	11
Day	-	-	-	-	-	.182	33	6	1	6
Night	-	-	-	-	-	.232	82	19	5	10
Natural Grass	-	-	-	-	-	.212	104	22	5	14
Artificial Turf	-	-	-	-	-	.273	11	3	1	2
Before ASG	-	-	-	-	-	.000	7	0	0	0
After ASG	-	-	-	-	-	.231	108	25	6	16
vs. LHP	-	-	-	-	-	.385	13	5	0	1
vs. RHP	-	-	-	-	-	.196	102	20	6	15
with RISP	-	-	-	-	-	.207	29	6	2	12
Bases Loaded	-	-	-	-	-	.200	5	1	0	3
Pinch Hitter	-	-	-	-	-	.167	18	3	1	5
Desig. Hitter	-	-	-	-	-	.115	26	3	1	2

Pickering's Career by Ballpark

Ballpark	AVG	AB	H	HR	RBI	Ballpark	AVG	AB	H	HR	RBI
Edison Field	.000	2	0	0	0	Metrodome	-	0	0	0	0
Camden Yards	.175	40	7	3	7	Yankee Stadium	.000	1	0	0	1
Fenway Park	.256	43	11	2	4	Tropicana Field	.250	8	2	1	1
Jacobs Field	.000	2	0	0	0	Ballpark in Arlington	.333	3	1	0	1
Tiger Stadium	.000	2	0	0	0	Skydome	.333	3	1	0	1
Comerica Park	.286	7	2	0	0	Cinergy Field	.250	4	1	0	1

ROYALS HISTORY REVISITED RECENTS OBSERVATIONS MEDIA



JOE RANDA

THIRD BASEMAN



16

Height, Weight:
5-11, 190

Bats/Throws:
Right/Right

Resides:
Leawood, Kan.

Birthdate (Age):
Dec. 18, 1969 (34)

Birthplace:
Milwaukee, Wis.

Acquired:
Obtained from New York
Mets in exchange for Juan
LeBron, Dec. 10, 1998

Contract Status:
Signed through 2004

M.L. Service:
8 years, 114 days

Career Notes

- ▶ Randa has been part of 5 different organizations – the Royals, Pirates, Diamondbacks, Tigers and Mets – but never put on a uniform for 2 of those franchises, spending only hours with Arizona and less than a week with the Mets.
- ▶ Owns a .286 career average with 94 home runs and 587 RBI...is a .288 lifetime hitter (309-for-1016) with men in scoring position.
- ▶ Has hit at a .288 clip with 78 home runs and 477 RBI as a Royal.
- ▶ Logged a .333 average (108-for-324) in interleague contests during the past 5 seasons.
- ▶ Leads Major League 3rd basemen with a .976 fielding percentage over the past 2 seasons, committing just 17 errors in 699 chances over 2,184 innings.
- ▶ Has the highest fielding percentage (.972) among A.L. 3rd basemen over the past 3 seasons...he has committed just 30 errors in 1,078 chances during the stretch.
- ▶ Ranks in the Royals career top 10 charts for doubles (7th, 192), RBI (8th, 405), at-bats (8th, 3,279), hits (8th, 945) and games played (9th, 891)...is also tied for 10th for career average with a .288 mark.

2003

- ▶ Started at 3rd base for Kansas City on Opening Day for the 5th straight season dating back to 1999...was his 9th straight season of making an Opening Day roster.
- ▶ Turned in one of his best seasons as a Royal, hitting .291 in 131 games for the Royals...his .291 average was his highest since hitting .304 with KC in 2000...he matched a career-high with 16 home runs (also 1999), but did so in 25 fewer games.
- ▶ Had an incredible defensive season, leading all Major League 3rd basemen with a .980 fielding percentage, committing just 7 errors in 347 chances.
- ▶ His .980 fielding percentage was the best in club history by a 3rd baseman who played at least 90 games, breaking his own mark of .972 set last season.
- ▶ Scored 80 runs on the year, his highest mark since 2000...also recorded at least 30 doubles (31) the 3rd straight season and 4th time in his career.

Randa's Career Bests		
Season:		
Avg	.314	1999
Hits	197	1999
HR	16	'99, '03
RBI	106	2000
SB	13	1996
Hit Streak	18	1999
Game Highs:		
Hits		
5 – 3 times		
Last: at Minn, 5/12/01		
Home Runs		
2 – 4 times		
Last: at Tor, 4/5/00		
RBI		
5 – 4 times		
Last: at Det, 9/15/03		
SB		
2 – vs. Chi (AL), 5/5/00		
Grand Slams		
1 – vs. TB, 5/14/99		

- ▶ Notched 72 RBI, his 5th straight season with at least 70 RBI.
- ▶ Hit a team-best .344 after the All-Star Break, the 3rd-highest average in the American League and 10th-best in the Majors...only Chicago's Magglio Ordonez (.346, 90-260) and Toronto's Vernon Wells (.344, 94-273) had a higher average in the A.L.
- ▶ Hit just .248 prior to the All-Star Break, but hit 10 of his 16 homers during the 1st half.
- ▶ Put together a club season-best 16-game hitting streak from Aug. 17-Sept. 3...hit .452 (28-62) during the streak with 10-multi-hit games...the streak was 2 games shy of matching his career-best set in 1999.
- ▶ Hit safely in 19 of 20 games from April 4-May 2, compiling an 8-game hitting streak followed by an 11-game hitting streak...hit .329 (26-79) during the stretch and raised his average to a season-high .366 on April 15.
- ▶ Hit a 2-run homer and drove in 3 runs in KC's 4-3 win over Detroit on April 20...also hit a 3-run home run off Kenny Rogers in KC's 4-3 win over Minnesota on April 22...marked the 1st time he homered in back-to-back games since July 19 and 20, 1999 at the Chicago Cubs.
- ▶ Named Royals Player of the Month for April after finishing as the team leader in slugging percentage (.608) and tied for the team high in doubles (8) and home runs (5)...batted .316 during the month.
- ▶ Went just 2-for-38 (.053) following his 11-game hitting streak...broke a 0-for-19 slump with a double to lead off the 14th inning of KC's 9-5 victory at Minnesota on May 15.
- ▶ Homered at Seattle on May 21 for his 1st home run since April 27.
- ▶ Batted just .152 (15-99) with 2 home runs and 8 RBI in May.
- ▶ Put together a 9-game hit streak from May 30-June 10...batted .410 (16-39) with 2 RBI during that stretch, raising his season average to .254.
- ▶ Hit his 8th home run of the year in the 4th inning of KC's 6-1 win over San Francisco on June 13...it was his 1st home run since May 24 at Oakland.
- ▶ Became the Royals all-time record holder for consecutive games at 3rd base without an error on June 13 vs. San Francisco...it was his 70th-straight errorless game, surpassing the previous record set by Bill Pecota, April 29-Aug. 30, 1991.
- ▶ Recorded the 175th double of his career vs. Minnesota on June 18, moving into sole possession of 8th place on the Royals career charts.
- ▶ Snapped his club record 75-game errorless streak for a 3rd basemen by committing 2 errors vs. St. Louis on June 20...were his 1st errors since Sept. 7, 2002 and marked his 1st 2-error game since April 23, 2002 vs. Detroit...also went 0-for-5 with 2 strikeouts at the plate.
- ▶ Doubled and homered at St. Louis on June 21, marking KC's only extra base hits in the game.
- ▶ Left in the bottom of the 1st inning of KC's 8-2 win over Cleveland on July 2 with tightness below his left rib cage...was placed on the 15-day Disabled List on July 18 (retroactive to July 8) with a strained left oblique...activated from the 15-day D.L. on July 23.
- ▶ Was a new player after being reinstated from the D.L., hitting .344 (77-224) with 36 runs and 38 RBI after his return.





- ▶ Was 2nd on the team with 12 3-hit games...did not record a 4-hit game in 2003.
- ▶ Following his team-best 16-game hitting streak from Aug. 17-Sept. 3, went 0-for-4 on Sept. 4...returned the next day to start a 7-game streak...hit safely in 23 of 24 games (40-99), hitting at a .404 clip from Aug. 17-Sept. 12.
- ▶ Hit safely in 33 of 36 games from Aug. 17 to Sept. 25, giving him a .397 average over the 36-game stretch (58-146)...finished the season in an 0-for-6 drought in his final 4 games.
- ▶ Posted the 4th-best average in the American League and the 7th-best average in the Majors during the month of August...hit .381 (37-97) during the month with 8 doubles, 3 homers and 16 RBI.

2002

- ▶ Recorded the 3rd-highest batting average on the team, hitting .282 after hitting just .253 in 2001...finished 4th on the team with 80 runs batted in.
- ▶ Led the team in sacrifice flies (11) and was hit by pitch a team-high 9 times.
- ▶ Tied a career-high with 36 doubles, matching his previous best set in 1999.
- ▶ Ranked 2nd among A.L. 3rd basemen with a .972 fielding percentage, committing just 10 errors in 352 total chances...finished with 108 putouts and 234 assists while turning 12 double plays.
- ▶ Randa's .972 fielding percentage (10 errors in 352 chances) was the 2nd best season percentage of his career...had a career-best .980 mark in 1998 with Detroit (7 errors in 354 chances).
- ▶ Ranked 8th among A.L. hitters with a .321 (42-131) average against left-handed pitchers...hit .270 against right-handers (113-418).
- ▶ Hit .317 during interleague play, going 20-for-63 and driving in 18 runs in 17 games...his 18 RBI were tied 3rd-most in the Majors...has a .341 (90-264) career mark in interleague play.
- ▶ Compiled a season-best 10-game hitting streak from Aug. 27-Sept. 11.
- ▶ Recorded his 1,000th career hit in a 3-for-6 performance vs. Tampa Bay on Aug. 9...collected his 500th career RBI at Tampa Bay on Aug. 16...played in his 1,000th career game on Aug. 28 vs. Oakland.
- ▶ Was a model of consistency, hitting .289 before the All-Star Break and .276 after the break...moved to 9th on the Royals career charts with 161 doubles as a Royal.
- ▶ Hit a walk-off home run off Hideki Irabu in the 9th inning on May 26 vs. Texas in the 1st game of a doubleheader for a 7-5 win...was the 1st walk-off HR by the Royals in 2002.
- ▶ Also homered off Irabu in the 9th inning of KC's 10-7 win at Texas on May 31...he hit the 3rd homer of the inning as Carlos Beltran, Mike Sweeney and Randa hit consecutive homers to break a 7-7 tie.
- ▶ Hit .279 in the month of April, .315 in May, .301 in June, .202 in July, .299 in August and .296 in September.
- ▶ Doubled in the 1st inning of KC's 13-12, 10-inning victory over Cleveland on July 21 for his 200th career double...he hit his 201st in the 5th inning.

2001

- ▶ Randa posted his lowest batting average since his 1995 rookie season, hitting under .300 for just the 2nd time in 6 years...finished with a .253 average, 13 home runs and 83 RBI.
- ▶ Led A.L. third basemen in double plays turned (31) and ranked 2nd with a .966 fielding percentage, trailing Oakland's Eric Chavez (.972).
- ▶ Batted .315 (53-for-168) on the year with runners in scoring position to raise his lifetime average with men in scoring position to .311 (269-for-866).
- ▶ Hit .253 before the All-Star Break (82-for-324)...was 2nd on the team with 20 doubles...drove in 51 runs before the break, but just 32 in the 2nd half of the season while hitting .253.
- ▶ Recorded 38 multi-hit games on the season and drove in 2 or more runs in 16 contests.
- ▶ Overcame a sluggish April (18-for-97, .186) to storm through May with a team-best .358 average (38-for-106) and 20 RBI.



- ▶ Hit a game-tying, 2-run homer in the 4th inning at Toronto on April 21...he then hit the game-winning single in the 13th inning to notch a 5-4 win and finish with 4 hits.
- ▶ Hammered a 3-run home run off Derek Lowe in the 11th inning at Boston on April 29 to give KC an 11-8 victory and claim the series over the Red Sox.
- ▶ Tied a career-high with 5 hits at Minnesota on May 12, going 5-for-6 with 3 doubles in the game...it was the 29th 5-hit game in Royals history and Randa's 3rd in 3 years...only George Brett has more 5-hit games than Randa (5).
- ▶ Posted 6 games with 2 or more doubles, including a career-high 3 at Minnesota on May 12...he hit 6 doubles in a 4-game stretch from May 10-13.
- ▶ Hit his 1st career grand slam, a 1-out walk-off homer in the 9th vs. Tampa Bay's Esteban Yan on May 16 to give the Royals a 9-5 win...he also tied a career-high with 5 RBI...it marked the 1st walk-off grand slam in a 9-inning game in club history and was the 1st walk-off grand slam for the Royals since May 14, 1990 when Rey Palacios connected off Jeff Reardon in the 10th inning of a 9-5 win over Boston.
- ▶ Compiled a 10-game hit streak from May 9-20, going 20-for-43 (.465).
- ▶ Hit a 2-run single in the 1st inning vs. Cleveland on June 23, capping KC's scoring in a 3-2 victory vs. the division champs.
- ▶ Played at 2nd base on July 8, 2000 in a 14-5 loss to Houston...it was his 1st appearance at 2nd since Aug. 30, 1998 vs. Tampa Bay (with Detroit).
- ▶ Put together an 8-game hitting streak from Aug. 18-29...went 10-for-36 during the streak with 4 doubles, 1 home run and 9 RBI.
- ▶ Hit a 3-run homer off Pat Davis to spark a 7-run 6th inning as KC rallied from a 7-0 deficit to hand Texas an 8-7 loss in 11 innings on Sept. 1 at Kauffman Stadium...it was the Royals largest come-from-behind victory of the season and tied for the 2nd largest comeback in club history.
- ▶ Hit safely in 15 of his final 20 games to close out the season, going 23-for-74 (.311) with 5 doubles, 4 home runs and 8 RBI.
- ▶ Managed just a .197 average (13-for-66) in 18 interleague games after hitting .422 (57-for-135) against the N.L. during the 2 previous seasons.

2000

- ▶ Started 155 games at 3rd base and appeared in a career-high 158 games.
- ▶ Topped the 100-RBI mark for the 1st time in his career, finishing with 106...teamed with Mike Sweeney and Jermaine Dye to become just the 2nd trio in club history to each drive in 100 runs in the same season...Dye, Sweeney and Carlos Beltran accomplished the feat in 1999.
- ▶ Connected for a pair of homers off Chris Carpenter at Toronto on April 5, leading the Royals to a 4-3 victory, their 1st win of the 2000 campaign...it was his 4th career 2-home run game.
- ▶ Stole 2 bases in a game for the 1st time in his career on May 5 vs. Chicago.
- ▶ Notched three 4-hit games on the season – vs. Baltimore on April 11, vs. the Cubs on July 16 and at Texas on Sept. 15.
- ▶ Hit .330 (100-for-303) with 9 homers and 61 RBI at Kauffman Stadium and posted a .347 batting average (61-for-176) with 93 RBI with runners in scoring position.
- ▶ Hit all 15 of his home runs off right-handed pitchers.
- ▶ Batted .343 (24-for-70) with 3 home runs and 13 RBI against National League teams.

1999

- ▶ Returned to the Royals after a 2-year hiatus...batted at a .314 clip with 16 home runs, 92 runs scored and 84 RBI.
- ▶ Finished 6th in the A.L. with a team-leading 197 hits...it then ranked as the 5th-highest single season total in club history and the most by a Royal since Kevin Seitzer recorded 207 in 1987.
- ▶ Tied for 5th in the A.L. with 8 triples and finished 5th in the league with 628 at-bats.
- ▶ Homered in his 1st at-bat of the season, a solo shot off Boston's Pedro Martinez on Opening Day, April 5, in Kansas City.
- ▶ Stole home on the front end of a double steal at Minnesota on May 10.
- ▶ Named the Royals Player of the Month in both June (.358-3-16) and July (.442-6-19).
- ▶ Tied a club record with 2 triples in a game on June 8 vs. St. Louis.



- ▶ Established a club record with 10 consecutive hits from June 8-12...had a single in his final at-bat against St. Louis on June 8, recorded 3 singles and 2 doubles en route to the first 5-hit game of his career the next day against the Cardinals (the 25th 5-hit game in club history), was 3-for-3 with a pair of homers and a double on June 11 at Pittsburgh, then singled in his 1st at-bat the following day at Pittsburgh...the previous club record was 8 consecutive hits, set by Amos Otis in 1970 and matched by George Brett in 1980.
- ▶ The hot stretch earned him American League Player-of-the-Week honors for June 7-13...led the league in slugging (1.083), on-base percentage (.593), runs (10) and total bases (26).
- ▶ Named the American League Player of the Month for July after becoming just the 3rd Royal in history to record 50 or more hits in a month (George Brett, 52 in Aug. 1980 and Willie Wilson, 51 in July 1982)...led the league with 50 hits and a .442 average, scoring 21 runs while driving in 19.
- ▶ Hit safely in a career-high 18 straight games from July 1-21, hitting .486 (36-for-74).
- ▶ Homered twice in a game on 3 occasions: June 11 at Pittsburgh, July 6 at Chicago White Sox and July 25 vs. Oakland...had never homered twice in a game previously.
- ▶ Led all players with a .508 average (33-for-65) in interleague play.
- ▶ Led all 3rd basemen in putouts (119), assists (314), total chances (455) and double plays (29).

1998

- ▶ Spent the year with Detroit...batted .233 prior to the All-Star break and .287 after the break.
- ▶ Ranked 2nd among A.L. 3rd basemen and tied for 3rd in the Majors with a .976 fielding percentage.
- ▶ Had a 40-game errorless streak snapped on June 14 at Kansas City, the longest streak by a Tiger 3rd baseman since 1996.
- ▶ Named American League Player of the Week for the week of Sept. 7-13...was 10-for-21, .476, with 2 doubles, 2 homers and 6 RBI.
- ▶ Hit safely in 25 of his final 33 games to raise his average from .229 to .254.
- ▶ Belted a home run off Roger Clemens on Sept. 26, making him 1 of just 2 right-handed batters to connect off Clemens in 1998.
- ▶ Traded to the New York Mets on Dec. 4 in exchange for RHP Willie Blair...dealt to the Royals 6 days later in exchange for OF Juan LeBron.

1997

- ▶ Topped the .300 mark for the 2nd consecutive year while seeing his 1st National League action with the Pittsburgh Pirates...tied for 3rd in the senior circuit with 9 triples.
- ▶ Led the club with a .317 average (38-for-120) with runners in scoring position.
- ▶ Fractured the small finger on his left hand while sliding head-first into 3rd base on June 27...on the Disabled List from June 28-July 27.
- ▶ Selected by Arizona in the 3rd round of the expansion draft on Nov. 18...traded the same day to Detroit with Gabe Alvarez and Matt Drews in exchange for Travis Fryman.

1996

- ▶ Hit .303 in 110 games for the Royals in his 1st full Major League season...collected 3 hits in his final game to reach the .300 plateau.
- ▶ Led the Royals with a .349 average (29-for-83) with runners in scoring position.
- ▶ Was on the D.L. from May 5-27 with torn cartilage in his left knee.
- ▶ Traded to Pittsburgh with pitchers Jeff Granger, Jeff Martin and Jeff Wallace from the Royals in exchange for infielders Jay Bell and Jeff King, Dec. 13.

1995

- ▶ Began the season with Kansas City but optioned to Omaha in early July...returned to the parent team in September to close out the year.
- ▶ Collected his 1st Major League hit off California's Mark Langston on May 14.
- ▶ Hit his 1st big league home run off Seattle's Dave Fleming at Kauffman Stadium on May 16.



Minor League Notes

- ▶ Spent the 1994 season at Omaha (AAA) and led all American Association 3rd basemen in games (127), chances (433), putouts (85), assists (324) and double plays (28).
- ▶ Tied for 9th in the Southern League in hitting in 1993 while playing for Memphis (AA)...played in the Double-A All-Star game and was named to the league's postseason All-Star team.
- ▶ Split the 1992 season between Class A squads in Appleton and Baseball City...hit a combined .290 with 6 homers and 55 RBI in 123 games...selected to play in the mid-season Midwest League All-Star game...promoted to Baseball City on July 4.
- ▶ Was a unanimous choice as MVP in the Northwest League while playing for Eugene (A) in 1991...led the league in hits, total bases (150) and on-base percentage (.438)...also led the league's 3rd basemen in fielding (.923)...named to *Baseball America's* Short-Season A All-Star team and to the Topps Class A Short-Season/Rookie All-Star team...named the league's 2nd-best prospect.
- ▶ Randa was selected by the Royals in the 11th round of the 1991 June Free Agent Draft.

Miscellaneous Notes

- ▶ **Joseph Gregory Randa** and his wife Bethany have 2 children, Jacob and Justin.
- ▶ Graduated from Kettle-Moraine High School in Wales, Wis., in 1988...lettered in baseball, football, basketball and tennis and helped his baseball squad to the state title as a senior...played baseball at Indian River Community College in Florida and at the University of Tennessee.
- ▶ Joe and Bethany support the Sunshine Center School, which provides educational services to children with disabilities...served as an ESPN Radio analyst during the 1999 playoffs.
- ▶ Purchased tickets in 2002 for underprivileged kids through Royals Roundup...he and Bethany co-chaired the 2002 Going the Distance Gala.
- ▶ Served as the Honorary Chairman of the National Kidney Foundation Gift of Life Walk in October 2000...last October, he and his wife Bethany hosted the first-ever Joe Randa's "Grand Slam Tennis Classic" to benefit Hope House...the celebrity doubles tennis tournament at Overland Park Racquet Club raised more than \$100,000 for Hope House.

Randa's Career Statistics

Year	Club	AVG	G	AB	R	H	2B	3B	HR	RBI	SH	SF	HP	BB	SO	SB	CS	E
1991	Eugene	.338	72	275	53	*93	20	2	11	59	0	4	6	46	29	6	1	14
1992	Appleton	.301	72	266	55	80	13	0	5	43	0	6	6	34	37	6	2	12
	Baseball City	.275	51	189	22	52	7	0	1	12	1	1	2	12	21	4	3	6
1993	Memphis	.295	131	505	74	149	31	5	11	72	0	10	3	39	64	8	7	25
1994	Omaha	.275	127	455	65	125	27	2	10	51	5	5	8	30	49	5	2	24
1995	KANSAS CITY	.171	34	70	6	12	2	0	1	5	0	0	0	6	17	0	1	3
	Omaha	.275	64	233	33	65	10	2	8	33	1	1	2	22	33	2	2	6
1996	KANSAS CITY	.303	110	337	36	102	24	1	6	47	2	4	1	26	47	13	4	10
	Omaha	.111	3	9	1	1	0	1	0	0	0	0	0	1	1	0	0	0
1997	PITTSBURGH	.302	126	443	58	134	27	9	7	60	4	5	6	41	64	4	2	21
	Calgary	.364	3	11	4	4	1	0	1	4	0	0	0	3	4	0	0	1
1998	DETROIT	.254	138	460	56	117	21	2	9	50	3	3	7	41	70	8	7	7
1999	KANSAS CITY	.314	156	628	92	197	36	8	16	84	1	7	3	50	80	5	4	22
2000	KANSAS CITY	.304	158	612	88	186	29	4	15	106	1	10	6	36	66	6	3	19
2001	KANSAS CITY	.253	151	581	59	147	34	2	13	83	1	6	6	42	80	3	2	13
2002	KANSAS CITY	.282	151	549	63	155	36	5	11	80	2	11	9	46	69	2	1	10
2003	KANSAS CITY	.291	131	502	80	146	31	1	16	72	9	7	7	41	61	1	0	7
Minor League Totals		.292	523	1943	307	568	109	12	47	274	7	27	27	187	238	31	17	88
A.L. Totals		.284	1029	3739	480	1062	213	23	87	527	19	48	39	288	490	38	22	91
N.L. Totals		.302	126	443	58	134	27	9	7	60	4	5	6	41	64	4	2	21
Major League Totals		.286	1155	4182	538	1196	240	32	94	587	23	53	45	329	554	42	24	112

- 1991 Selected by the Kansas City Royals in the 11th round of the June Free Agent Draft...signed by Wil Rutenschroer.
- 1996 Obtained by the Pittsburgh Pirates with Jeff Granger, Jeff Martin and Jeff Wallace in exchange for Jay Bell and Jeff King, Dec. 13.
- 1997 Selected by the Arizona Diamondbacks in the 3rd round of the MLB Expansion Draft, Nov. 18.
Obtained by the Detroit Tigers with Gabe Alvarez and Matt Drews from the Arizona Diamondbacks in exchange for infielder Travis Fryman, Nov. 18.
- 1998 Obtained by the New York Mets from the Detroit Tigers in exchange for P Willie Blair, Dec. 4.
Obtained by the Kansas City Royals from the New York Mets in exchange for OF Juan LeBron, Dec. 10.

Randa's Career Fielding

POSITION	PCT.	G	PO	A	E	TC	DP
3rd Base	.961	1059	763	1953	110	2826	167
2nd Base	.990	58	75	123	2	200	24
1st Base	1.000	8	25	3	0	28	3



Randa's 2003 and Career Breakdown

2003						CAREER					
	AVG.	AB	H	HR	RBI	AVG.	AB	H	HR	RBI	
vs. American League											
vs. Anaheim	.421	19	8	0	1	.286	231	66	6	27	
Baltimore	.095	21	2	0	3	.253	198	50	5	30	
Boston	.227	22	5	0	2	.255	200	51	4	28	
Chicago	.290	62	18	2	8	.282	393	111	9	51	
Cleveland	.271	70	19	3	13	.279	373	104	11	66	
Detroit	.400	50	20	2	11	.326	282	92	6	37	
Kansas City	-	-	-	-	-	.224	49	11	3	7	
Minnesota	.264	72	19	2	11	.275	367	101	4	47	
New York	.409	22	9	0	5	.225	204	46	2	24	
Oakland	.240	25	6	1	3	.291	247	72	5	35	
Seattle	.118	17	2	1	2	.274	226	62	3	22	
Tampa Bay	.300	20	6	1	2	.299	174	52	4	29	
Texas	.360	25	9	1	5	.341	217	74	7	36	
Toronto	.294	17	5	1	2	.263	194	51	6	27	
vs. National League											
vs. Arizona	.077	13	1	0	0	.042	24	1	0	0	
Atlanta	-	-	-	-	-	.211	38	8	0	1	
Chicago	-	-	-	-	-	.400	75	30	4	12	
Cincinnati	-	-	-	-	-	.200	45	9	0	6	
Colorado	.545	11	6	0	0	.375	48	18	1	5	
Florida	-	-	-	-	-	.286	49	14	1	7	
Houston	-	-	-	-	-	.281	64	18	1	9	
Los Angeles	.417	12	5	0	0	.320	50	16	1	3	
Milwaukee	-	-	-	-	-	.277	101	28	1	10	
Montreal	-	-	-	-	-	.412	51	21	1	11	
New York	-	-	-	-	-	.355	31	11	0	8	
Philadelphia	-	-	-	-	-	.379	29	11	0	7	
Pittsburgh	-	-	-	-	-	.224	49	11	2	8	
St. Louis	.200	15	3	1	2	.260	100	36	4	21	
San Diego	-	-	-	-	-	.343	35	12	2	10	
San Francisco	.333	9	3	1	2	.237	38	9	1	3	
Monthly											
March/April	.316	79	25	5	14	.255	651	166	18	91	
May	.152	99	15	2	8	.286	734	210	15	92	
June	.281	96	27	2	8	.289	710	205	16	116	
July	.310	29	9	1	5	.287	588	169	13	68	
August	.381	97	37	3	16	.282	740	209	13	105	
September/October	.324	102	33	3	21	.312	759	237	19	115	
Situational Hitting											
Home	.286	224	64	9	41	.293	2055	602	50	331	
Road	.295	278	82	7	31	.279	2127	594	44	256	
Day	.321	137	44	7	24	.289	1235	357	41	188	
Night	.279	365	102	9	48	.285	2947	839	53	399	
Natural Grass	.295	444	131	15	67	.287	3438	987	80	484	
Artificial Turf	.259	58	15	1	5	.281	744	209	14	103	
Before ASG	.248	278	69	10	34	.279	2269	633	54	319	
After ASG	.344	224	77	6	38	.294	1913	563	40	268	
vs. LHP	.311	151	47	6	21	.294	1088	320	17	147	
vs. RHP	.282	351	99	10	51	.283	3094	876	77	440	
with RISP	.288	118	34	5	52	.303	1133	343	26	480	
Bases Loaded	.000	7	0	0	5	.264	91	24	1	72	
Pinch Hitter	.000	2	0	0	0	.206	34	7	0	4	
Desig. Hitter	.333	6	2	0	0	.279	147	41	4	28	

Randa's Career by Ballpark

Ballpark	AVG	AB	H	HR	RBI	Ballpark	AVG	AB	H	HR	RBI
Edison Field	.262	122	32	3	12	Wrigley Field	.297	37	11	2	4
Camden Yards	.191	89	17	2	10	Ginergy Field	.239	21	5	0	4
Fenway Park	.279	111	31	2	15	Coors Field	.444	27	12	1	2
U.S. Cellular Field	.289	201	58	7	23	Pro Player Stadium	.368	19	7	0	2
Jacobs Field	.265	196	52	5	29	Astrodome	.222	9	2	0	0
Tiger Stadium	.239	247	59	3	19	Minute Maid Park	.091	11	1	1	2
Comerica Park	.348	115	40	2	14	Dodger Stadium	.346	26	9	0	0
Kauffman Stadium	.297	1637	487	44	279	County Stadium	.296	54	16	0	2
Metrodome	.261	188	49	1	19	Miller Park	.364	11	4	1	2
Yankee Stadium	.230	100	23	0	11	Olympic Stadium	.467	30	14	1	7
Network Associates	.281	128	36	2	15	Shea Stadium	.333	30	10	0	8
Kingdome	.220	41	9	0	3	Veterans Stadium	.500	10	5	0	4
Safeco Field	.286	70	20	1	9	Three Rivers Stadium	.311	254	79	7	43
Tropicana Field	.241	87	21	0	9	PNC Park	.000	10	0	0	1
Ballpark in Arlington	.339	118	40	2	17	Busch Stadium	.333	39	13	2	5
Skydome	.240	104	25	5	14	Qualcomm Stadium	.250	8	2	0	2
Turner Field	.222	18	4	0	1	3Com Park	.214	14	3	0	0



12

DESI RELAFORD

INFIELDER



Height, Weight:
5-9, 180

Bats/Throws:
Switch/Right

Resides:
Jacksonville, Fla.

Birthdate (Age):
Sept. 16, 1973 (30)

Birthplace:
Valdosta, Ga.

Acquired:
Signed as a Major League
Free Agent, Jan. 10, 2003

Contract Status:
Signed through 2004

M.L. Service:
6 years, 64 days

Career Notes

- ▶ Has seen extensive big league action at 2nd base, 3rd base and shortstop...has been successful on 36 of 44 stolen base attempts (82 percent) over last 3 seasons, and has a career 77 percent success rate (53-69) in swiping bags.

2003

- ▶ Made an Opening Day roster for the 6th straight season, his 1st with Kansas City.
- ▶ Proved to be a valuable utility player for the Royals, making 127 starts for KC at 6 different positions: 2B (83), 3B (23), SS (4), RF (10), DH (3) and CF (4).
- ▶ Hit .254 and played in 141 games on the year, 1 shy of his career-best 142 in 1998 with Philadelphia...had a career-high 59 RBI, 70 runs, 20 stolen bases, 500 at bats and matched a career-best with 27 doubles and 8 home runs.
- ▶ Was on pace for some impressive numbers before injuring his left wrist...the switch hitter was hitting .288 (72-250) with 14 doubles, 3 triples, 6 home runs and 33 RBI through June 30.
- ▶ Was forced to hit left-handed from July 1 through the remainder of the season because of the injury and hit just .220 (55-250) with 13 doubles, 2 triples, 2 home runs and 26 RBI.
- ▶ Was hitting .338 (23-68) with runners in scoring position and .382 vs. left-handed pitchers at the All-Star Break...his average vs. lefties was 5th-best in the A.L. at the break...Relaford finished the season hitting .300 against lefties.
- ▶ Became the Royals every day starter at 2nd base after Carlos Febles was designated for assignment on Aug. 12.
- ▶ Threw Shane Spencer out at 3rd base with a throw from right field in the 9th inning at Cleveland on April 11 to help preserve a 1-0 win for the Royals and extend KC's record to 8-0.
- ▶ Hit a pinch-hit double and scored in the 9th inning to assist in KC's 4-run, 9th-inning rally at Chicago on April 15 for an 8-5 win...it was KC's 1st pinch hit of the season.
- ▶ Notched his 1st home run of the season vs. Detroit on April 19... finished the game with 2 hits and 2 RBI in the 9-2 win.
- ▶ Recorded his 2nd homer (2-run shot) of the season in the Royals 7-6 win vs. Boston on May 5...was hit by a pitch in the 9th inning of that game to drive in the tying

Relaford's Career Bests

Season:		
Avg	.302	2001
Hits	127	2003
HR	8	'01, '03
RBI	59	2003
SB	20	2003
Hit Streak	13	2002

Game Highs:

Hits	4 - 4 times
	Last: at KC, 9/8/02
Home Runs	2 - at Col, 5/8/01
RBI	5 - at LA, 5/27/00
SB	2 - 5 times
	Last: vs Det, 7/6/03



- run...Sweeney scored the winning run on a 2-out error by Nomar Garciaparra in the 9th.
- ▶ Had a season-best 12-game hitting streak from May 27-June 10, going 16-for-49 with a .327 average during the streak...it was tied for the club's 2nd-longest hitting streak of the year.
 - ▶ Hit safely in 22 of 26 games from May 27-June 29, hitting at a .298 clip (31-104) during that span.
 - ▶ Started in 20 consecutive games (1st 20 in May), 1 shy of his career best 21 (set with the Phillies from Aug. 27-Sept.17, 1998).
 - ▶ Batted .282 (29-for-103) in May with 16 RBI...was 2nd on the team in hits (29) and at bats (103) and was tied for 2nd in games played (26) in May.
 - ▶ Delivered a 2-out pinch-hit triple and scored in the 9th inning of KC's 7-6 loss to Oakland on May 31...KC left runners on 1st and 3rd in the losing effort.
 - ▶ Doubled, singled and tripled in his 1st 3 at bats at Colorado on June 7 (G1)...went hitless in his final 3 at bats of the game...was 1 of his 9 3-hit games on the year.
 - ▶ Notched an RBI single in the 7th inning of KC's 7-3 win vs. Arizona on June 10...proved to be the game-winning RBI...homed on June 13 for his 1st since May 9...5 of his 8 home runs came at home.
 - ▶ Hit the 1st leadoff home run of his career at St. Louis on June 20...it was the 56th leadoff home run in Royals history and the 1st since August 25, 2002 (Chuck Knoblauch vs. Minnesota).
 - ▶ Recorded his 2nd career lead-off homer vs. St. Louis on June 29...it was the 57th leadoff home run in Royals history and his 2nd in 8 games (also June 20 at St. Louis).
 - ▶ Underwent surgery to repair a torn ligament in his left lateral wrist on Oct. 3...the surgery was performed by Dr. Randall Culp in Philadelphia, Pa.

2002

- ▶ Named Mariners Unsung Hero by Seattle chapter of BBWAA.
- ▶ Showed versatility in his 1st season in the A.L., making starts at 5 different positions...started 34 games at short, 25 at 3rd base, 14 in left field, 5 at 2nd base and 4 in right field.
- ▶ Hit safely in 59 of 82 starts...Mariners were 47-35 when he started...also made 11 pinch-hit appearances and 4 as a pinch-runner...appeared at 2 different defensive positions in a game 18 times, including 3 different (3B, SS, LF) once.
- ▶ Started at 3rd base April 11 at Anaheim before moving to left field, his 1st career appearance in the outfield...started in left field on April 19 vs. Texas for 1st Major League start in the outfield.
- ▶ Had a pinch-hit sac-fly in the 9th inning April 20 vs. Texas to tie game at 2-2...Seattle won, 3-2, in 11 innings.
- ▶ Hit an RBI-single in the 8th inning vs. New York on April 27 for the Mariners only hit in a 1-0 win.
- ▶ Started in right field for 1st time in his Major League career on April 28 vs. New York.
- ▶ Walked 4 times in 4 plate appearances May 11 vs. Boston.
- ▶ Reached safely in 6 straight plate appearances (2 singles, 4 walks) May 25-26 before pop-out in 4th inning May 26 vs. Baltimore...hit safely in 12 of 13 games May 17-June 5 (14-37, .378), including a 7-game hit streak, May 30-June 5 (9-24, .375).
- ▶ Started 10 straight games at shortstop, June 1-10 (11-34, .324)...had a 6-game hit streak June 23-29 (7-20, .350)...hit .286 (22-77) in June.
- ▶ Homered in the 8th inning at Anaheim on July 20 to tie game at 6-6...the Mariners lost 7-6.
- ▶ Hit for the cycle over 4 consecutive at bats Aug. 13-14 vs. Boston...was 3-for-3 with a double and a triple on Aug. 13 and homered in his 1st at bat Aug. 14.
- ▶ Hit a home run Aug. 29 at Minnesota to break a 0-0 tie in the 8th inning of 2-0 Mariners win.
- ▶ Tied a career-best with 4 hits (4-7) on Sept. 8 at Kansas City.
- ▶ Posted a career-best 13-game hitting streak from Aug. 27-Sept. 12 (28-58, .483), including 8 straight multi-hit games from Aug. 31-Sept. 9.



2001

- ▶ Spent the season with New York (NL) and established career highs in average (.302), doubles (27), home runs (8) and stolen bases (13)...matched his doubles and home run totals in 2003 and also eclipsed his stolen base total in 2003.
- ▶ Played in 112 games, including 69 starts...saw action at 2nd base (54 games), 3rd base (20) and shortstop (25)...began campaign 0-for-7, but was 91-for-294 (.310) over the final 113 games.
- ▶ Hit .315 vs. right-handers (79-251) with 7 HRs...collected 24 multi-hit games, including 16 2-hit contests, 6 3-hit games and pair of 4-hit efforts...fashioned 1st career multi-homer game May 8 at Colorado, connecting for a pair of solo shots off Pedro Astacio.
- ▶ Made his Major League pitching debut on May 17 vs. San Diego...worked a perfect 9th inning, fanning the Padres' Jose Nunez.
- ▶ Tied a career-high with 4 hits Sept. 8 at Florida, finishing 4-for-6 with a double and 3 RBI...was 39-for-124 (.315) over his last 48 games.

2000

- ▶ Began 2000 with Philadelphia before being placed on waivers...was claimed off waivers by San Diego on Aug. 4...hit combined .215 with 5 HRs and 46 RBI in 128 games.
- ▶ Was perfect 13-for-13 in stolen base attempts, joining Carlos Beltran as the only Major League players to swipe as many as 13 bases without being caught.
- ▶ Hit .337 with runners in scoring position, which ranked 10th in N.L.
- ▶ Made 122 starts at shortstop (80 with Phillies, 42 with San Diego)...had a career-high 5 RBI May 27 at Los Angeles...was hitting .221 (56-253) with 12 doubles, 3 home runs and 30 RBI in 83 games for Philadelphia at the time of the trade.
- ▶ Hit .204 (32-157) with 2 home runs and 16 RBI in 45 games with San Diego.

1999

- ▶ Was limited to just 65 games in 1999 due to torn ligaments in right wrist, hitting .242 with 1 HR and 26 RBI...was placed on the D.L. on June 17 and underwent surgery on June 25...the surgery was performed by hand specialist Dr. Randall Culp...rehabbed with Clearwater for 2 games.
- ▶ Was activated on Sept. 13...had a then career-high 12-game hitting streak April 6-24, going 14-for-40 (.350) with 9 RBI.

1998

- ▶ Spent 1st full season in the Majors as the Phillies everyday shortstop in 1998...played in a career-high 142 games.
- ▶ Belted his 1st big league home run April 26 vs. St. Louis, connecting off John Frascatore.
- ▶ Strung together 11-game hitting streak June 11-July 16, tied for tops among all NL rookies...hit .385 (15-39) during binge.
- ▶ Had career-high 4 hits with 4 RBI July 4 vs. Milwaukee...drilled home run off Mets' southpaw Al Leiter Sept. 10 for 1st career right-handed homer.

1997

- ▶ Had a solid Triple-A campaign with Scranton in 1997 and was rewarded with his 2nd big league call-up to Philadelphia...was named International League's Best Defensive Shortstop and Best Infield Arm by Baseball America's poll of managers.
- ▶ Led all International League shortstops in assists (373), double plays (81) and chances (587), while finishing 2nd in putouts (180).
- ▶ Offensively, hit .267 and matched his best professional power output with 9 homers...also had 34 doubles, 4 triples, 53 RBI and 29 stolen bases (in 37 attempts).
- ▶ Was on triple-A DL May 22-June 1 with a strained left hamstring...was recalled by the Phillies Sept. 2 and was 7-for-38 with 6 RBI and 3 stolen bases in 15 games.



1996

- ▶ Begun 1996 in the Seattle organization, playing for triple-A Tacoma...was dealt to Philadelphia on July 31 in exchange for LHP Terry Mulholland.
- ▶ Made his big league debut with the Phillies on Aug. 1, starting at shortstop in the nightcap of a doubleheader vs. St. Louis...collected his 1st big league hit, singling off Andy Benes.
- ▶ Was optioned to triple-A Scranton Aug. 10, but was recalled to stay Sept. 3...overall with Philadelphia, he played in 15 games and hit .175 (7-for-40) with 2 doubles and 1 RBI.

Minor League Notes

- ▶ Selected to the Southern League's All-Star squad in 1995 after hitting .287 with 7 HRs and 27 RBI in 90 games for Port City (AA)...also named as the Southern League's Best Defensive Shortstop and Most Exciting Player by league managers...was promoted to the triple A level, hitting .239 with 5 doubles in 30 games with Tacoma.
- ▶ Begun 1994 at Jacksonville (AA), but was optioned to Riverside (A) on May 14 after hitting just .203 in 37 games...batted .310 for Riverside with 27 doubles, 5 triples, 5 home runs, 59 RBI and 27 stolen bases in 99 games...was named starting shortstop on California League's All-Star team.
- ▶ Spent 1st full year at double-A level with Jacksonville in 1993...played in 133 games, hitting .244 with 9 home runs.

Miscellaneous Notes

- ▶ Full name is **Desmond Lamont Relaford**...resides in Jacksonville, Fla., with his wife, Cass, and 2 children...graduated from Sandalwood (Fla.) High School in 1991, where he received All-State honors in baseball...turned down a full scholarship to the University of Tennessee to sign with the Mariners.

Relaford's Career Statistics

Year	Club	AVG	G	AB	R	H	2B	3B	HR	RBI	SH	SF	HP	BB	SO	SB	CS	E
1991	Tucson	.270	46	163	36	44	7	3	0	18	1	5	1	22	24	17	2	18
1992	Peninsula	.216	130	445	53	96	18	1	3	34	4	6	1	39	88	27	7	52
1993	Jacksonville	.244	133	472	49	115	16	4	9	47	6	4	7	50	103	16	12	32
1994	Jacksonville	.203	37	143	24	29	7	3	3	11	2	2	0	22	28	10	1	4
	Riverside	.310	99	374	95	116	27	5	5	59	3	6	4	78	78	27	6	36
1995	Port City	.287	90	352	51	101	11	2	7	27	2	0	2	41	58	25	9	30
	Tacoma	.239	30	113	20	27	5	1	2	7	0	2	0	13	24	6	0	6
1996	Tacoma	.205	93	317	27	65	12	0	4	32	4	3	1	23	58	10	6	20
	PHILADELPHIA	.175	15	40	2	7	2	0	0	1	1	0	0	3	9	1	0	2
	Scranton	.235	21	85	12	20	4	1	1	11	1	1	1	8	19	7	1	6
1997	Scranton	.267	131	517	82	138	34	4	9	53	4	5	7	43	77	29	8	34
	PHILADELPHIA	.184	15	38	3	7	1	2	0	6	1	0	0	5	6	3	0	1
1998	PHILADELPHIA	.245	142	494	45	121	25	3	5	41	10	6	3	33	87	9	5	24
1999	PHILADELPHIA	.242	65	211	31	51	11	2	1	26	6	0	6	19	34	4	3	14
	Clearwater	.286	2	7	1	2	0	0	0	1	0	0	0	1	1	0	0	1
2000	PHILADELPHIA	.221	88	253	29	56	12	3	3	30	2	1	9	48	45	5	0	24
	SAN DIEGO	.204	45	157	26	32	2	0	2	16	1	1	3	27	26	8	0	7
2001	NEW YORK (NL)	.302	120	301	43	91	27	0	8	36	2	5	5	27	65	13	5	11
2002	SEATTLE	.267	112	329	55	88	13	2	6	43	1	7	6	33	51	10	3	10
2003	KANSAS CITY	.254	141	500	70	127	27	5	8	59	8	3	6	40	70	20	4	16
Minor League Totals		.252	812	2988	450	753	141	24	43	300	27	34	24	340	558	174	52	239
N.L. Totals		.244	485	1494	179	365	80	10	19	156	23	13	26	162	272	43	13	83
A.L. Totals		.259	253	829	125	215	40	7	14	102	9	10	12	73	121	30	7	26
Major League Totals		.250	738	2323	304	580	120	17	33	258	32	23	38	235	393	73	20	109

- 1991 Selected by the Seattle Mariners in 4th round of the June Free Agent Draft...signed by Mariners scout John Ramey.
- 1996 Traded to the Philadelphia Phillies in exchange for LHP Terry Mulholland, July 31.
- 2000 Claimed off waivers by the San Diego Padres, Aug. 4.
- 2000 Claimed off waivers by the New York Mets, Oct. 12.
- 2001 Traded to the San Francisco Giants with OF Tsuyoshi Shinjo in exchange for LHP Shawn Estes, Dec. 16.
- 2002 Traded to the Seattle Mariners in exchange for INF David Bell and cash, Jan. 25.
- 2003 Signed with the Kansas City Royals as a Major League free agent, Jan. 10.

Relaford's Career Fielding

POSITION	PCT.	G	PO	A	E	TC	DP
Shortstop	.954	418	572	1076	80	1728	232
2nd Base	.979	158	290	360	14	664	84
3rd Base	.939	91	46	122	11	179	7
Left Field	.939	26	28	3	2	33	0
Center Field	.933	5	12	2	1	15	1
Right Field	.976	25	38	2	1	41	1



Relafor's 2003 and Career Breakdown

	2003					CAREER				
	AVG.	AB	H	HR	RBI	AVG.	AB	H	HR	RBI
vs. American League										
vs. Anaheim	.125	32	4	0	3	.178	73	13	1	8
Baltimore	.320	25	8	1	4	.261	92	24	1	9
Boston	.286	14	4	1	4	.314	51	16	2	13
Chicago	.241	54	13	0	4	.219	64	14	0	5
Cleveland	.352	54	19	0	5	.328	58	19	0	5
Detroit	.333	45	15	2	9	.313	48	15	2	9
Kansas City	-	-	-	-	-	.441	34	15	0	4
Minnesota	.179	56	10	1	4	.270	74	20	2	7
New York	.190	21	4	0	2	.261	88	23	1	7
Oakland	.200	30	6	0	1	.224	76	17	0	4
Seattle	.280	25	7	0	3	.280	25	7	0	3
Tampa Bay	.240	25	6	0	3	.262	61	16	0	5
Texas	.130	23	3	0	2	.197	66	13	2	9
Toronto	.333	27	9	0	6	.254	59	15	0	9
vs. National League										
vs. Arizona	.091	11	1	0	1	.197	66	13	2	6
Atlanta	-	-	-	-	-	.222	135	30	1	16
Chicago	-	-	-	-	-	.250	96	24	0	9
Cincinnati	-	-	-	-	-	.275	51	14	1	8
Colorado	.462	13	6	0	2	.277	101	28	4	9
Florida	-	-	-	-	-	.242	120	29	1	18
Houston	-	-	-	-	-	.231	65	15	1	8
Los Angeles	.250	12	3	0	0	.221	86	19	2	12
Milwaukee	-	-	-	-	-	.235	81	19	2	18
Montreal	-	-	-	-	-	.288	153	44	1	15
New York	-	-	-	-	-	.177	124	22	1	9
Philadelphia	-	-	-	-	-	.289	45	13	1	6
Pittsburgh	-	-	-	-	-	.234	64	15	1	3
St. Louis	.350	20	7	2	4	.320	103	33	3	11
San Diego	-	-	-	-	-	.254	71	18	0	6
San Francisco	.154	13	2	1	2	.183	93	17	1	7
Monthly										
March/April	.315	54	17	1	6	.287	289	83	6	38
May	.282	103	29	2	16	.271	446	121	9	62
June	.280	93	26	3	11	.272	427	116	4	46
July	.274	84	23	1	11	.225	325	73	3	28
August	.184	98	18	1	7	.227	357	81	5	31
September/October	.206	68	14	0	8	.221	479	106	6	53
Situational Hitting										
Home	.255	235	60	5	34	.247	1133	280	14	130
Road	.253	265	67	3	25	.252	1190	300	19	128
Day	.264	163	43	4	21	.253	723	183	10	79
Night	.249	337	84	4	38	.248	1600	397	23	179
Natural Grass	.253	434	110	7	51	.247	1532	378	24	171
Artificial Turf	.258	66	17	1	8	.255	791	202	9	87
Before ASG	.288	292	84	6	40	.275	1267	349	20	158
After ASG	.207	208	43	2	19	.219	1056	231	13	100
vs. LHP	.300	130	39	3	19	.241	553	133	8	56
vs. RHP	.238	370	88	5	40	.253	1770	447	25	202
with RISP	.328	116	38	1	48	.281	544	153	2	210
Bases Loaded	.286	7	2	0	5	.333	57	19	0	51
Pinch Hitter	.500	8	4	0	0	.192	52	10	0	5
Desig. Hitter	.500	12	6	1	3	.462	13	6	1	3

Relafor's Career by Ballpark

	AVG	AB	H	HR	RBI	Ballpark	AVG	AB	H	HR	RBI
Edison Field	.184	49	9	1	6	Cinergy Field	.333	21	7	1	4
Camden Yards	.185	54	10	0	5	Coors Field	.333	48	16	3	6
Fenway Park	.300	10	3	0	2	Pro Player Stadium	.269	67	18	0	10
U.S. Cellular Field	.220	41	9	0	4	Astrodome	.118	17	2	0	0
Jacobs Field	.310	29	9	0	1	Minute Maid Park	.321	28	9	1	5
Comerica Park	.238	21	5	1	2	Dodger Stadium	.213	47	10	2	9
Kauffman Stadium	.268	254	68	5	37	County Stadium	.095	42	4	0	4
Metrodome	.289	45	13	2	5	Miller Park	.800	5	4	1	2
Yankee Stadium	.306	49	15	1	2	Olympic Stadium	.306	85	26	1	7
Network Associates	.192	26	5	0	1	Shea Stadium	.246	199	49	4	15
Safeco Field	.275	160	44	1	22	Veterans Stadium	.249	554	138	5	62
Tropicana Field	.222	27	6	0	3	Three Rivers Stadium	.188	16	3	0	1
Ballpark in Arlington	.250	36	9	2	7	PNC Park	.400	5	2	0	0
Skydome	.310	29	9	0	5	Busch Stadium	.316	38	12	1	2
Bank One Ballpark	.226	31	7	1	4	Qualcomm Stadium	.187	134	25	0	9
Atlanta-Fulton County	.000	4	0	0	0	3Com Park	.000	8	0	0	0
Turner Field	.267	60	16	0	9	Pacific Bell Park	.172	29	5	0	3
Wrigley Field	.236	55	13	0	4						



DENNY REYES

LEFT-HANDED PITCHER

(NON-ROSTER)



Height, Weight:
6-3, 245

Bats/Throws:
Right/Left

Resides:
Higuera de Zaragoza,
Mexico

Birthdate:
April 19, 1977 (27)

Birthplace:
Higuera de Zaragoza,
Mexico

Acquired:
Signed as a minor league
free agent, Oct. 30, 2003

Contract Status:
Signed through 2004

M.L. Service:
5 years, 26 days

2003

- ▶ Attended Spring Training as a non-roster invite with Pittsburgh...retired the only batter he faced (Ken Griffey Jr.) in his debut with the Pirates on April 3 at Cincinnati.
- ▶ Did not allow a run in his 1st 3 appearances (2.1 IP)...surrendered 2 runs (1 ER), but did not allow a hit in 1.1 innings of work on April 17 vs. New York (NL).
- ▶ Did not give up a hit in 3 straight outings (3.0 IP) from April 26-30...posted a 1.23 ERA (7.1 IP, 1 ER) during the month of April.
- ▶ Was scored upon in 4 straight appearances from May 3-12...gave up 5 runs in 1.0 inning of work on May 7 at Houston.
- ▶ Was torched for 4 runs in 0.2 innings of relief on May 12 vs. Houston and left that game with a lower back strain...was outrighted on May 15 and elected free agency on May 21.

2002

- ▶ Went 4-4 with a 5.33 ERA in 58 games (5 starts) with Colorado and Texas...established a career high in innings pitched (82.2).
- ▶ Suffered a loss in his 200th career appearance on April 11 vs. Arizona...posted a 0.73 ERA (12.2 IP, 1 ER) over a 14-game span from May 26 through June 29.
- ▶ Surrendered lone homer while pitching with the Rockies in his 40th appearance on July 17 vs. Arizona.
- ▶ Was traded to Texas on July 31...made 6 relief appearances with the Rangers (10.2 IP, 8 ER) before making his 1st start on Aug. 22 at Boston.
- ▶ Picked up a win in relief on Aug. 17 vs. Toronto...suffered a loss in his 1st start, surrendering a career-high 8 runs (5 ER) in 2.0 IP.
- ▶ Was victorious in his 2nd start on Aug. 27 vs. Baltimore...split his 1st 4 starts...tied a career high by tossing 7.0 innings in a 9-3 win at Tampa Bay on Sept. 6.
- ▶ Tossed 3.0 scoreless innings and picked up the win in relief on Sept. 9 vs. Seattle...received a no decision in his final start on Sept. 14 at Anaheim (4.2 IP, 6 ER)...suffered a loss in relief on Sept. 18 at Seattle.
- ▶ Went 2-2 with an 8.10 ERA (23.1 IP, 24 R, 21 ER) in his 5 starts with the Rangers and 2-2 with a 4.25 ERA (59.1 IP, 28 ER) in his 53 relief outings with Colorado and Texas...did not make a plate appearance with either club.

Reyes' Career Bests

Season:		
Wins	4	2002
ERA	3.79	1999
SV	2	1999
IP	82.2	2002
SO	77	1998

Game:

IP	7.0 - 3 times
	Last: at TB, 9/6/02
SO	12 - at Pit, 8/20/98 (6 IP)

2001

- ▶ Spent most of the season pitching in relief with the Reds while battling a left forearm injury...was charged with a loss in his 1st appearance on April 2 vs. Atlanta (0.2 IP, 1 ER).
- ▶ Was scored upon just once in 14 appearances from April 15 through May 25, despite missing 11 days with soreness in his left forearm (May 14-24)...allowed 1 run in relief on May 29 vs. Chicago (NL) before being placed on the 15-day disabled list on May 30.
- ▶ Was activated from the D.L. on July 1 and optioned to Louisville (AAA) the following day...appeared in 7 games (6 starts) during his rehabilitation stint with the Bats...recalled by Cincinnati on Aug. 13 and was inserted into the starting rotation on Aug. 14 at St. Louis, snapping his streak of 105 consecutive relief appearances...allowed 5 runs in the loss...his 1st start since July 28, 1999.
- ▶ Went 0-4 with a 7.54 ERA (22.2 IP, 19 ER) in his 1st 5 starts through Sept. 4...earned the victory on Sept. 9 at Pittsburgh, his 1st as a starter since Aug. 30, 1998...returned to the bullpen on Sept. 18 and posted a 6.23 ERA (2.2 IP, 3 ER) in his final 6 relief appearances.
- ▶ Went 1-4 with a 6.51 ERA (27.2 EP, 20 ER) in 6 starts and 1-2 with a 3.20 ERA (25.1 IP, 9 ER) in 29 relief appearances...held left-handed hitters to a .167 batting average (9-for-54) and no home runs...went 2-for-11 (.182) at the plate.

2000

- ▶ Finished 3rd on the Cincinnati staff in appearances, his 2nd straight full season with the Reds...earned a win in relief on May 13 at Houston (0.1 IP)...allowed just 1 run in 12 relief appearances from April 20 through May 24 (6.2 IP)...picked up his 2nd and final win on June 28 vs. St. Louis.
- ▶ Was charged with Cincinnati's 91st wild pitch of the season on Sept. 17 vs. Milwaukee, tying the National League's single-season record (also 1989 Phillies & 1970 Astros).
- ▶ Did not surrender a run in his final 13 games (8.1 IP) and was scored upon just twice in his last 26 appearances...did not allow a home run in his last 28 contests (17.0 IP)...posted a 6.11 ERA (28.0 IP, 19 ER) in the 1st half of the season and a 1.72 ERA (15.2 IP, 3 ER) in the 2nd half...held left-handed hitters to a .178 batting average (13-for-73)...went hitless in 2 at bats.

1999

- ▶ Spent his 1st full season in the Major Leagues with Cincinnati...established a career high in appearances (65)...posted a 1.74 ERA in April and a 1.69 mark in May...registered his 1st win in relief on May 4 vs. Arizona.
- ▶ Allowed just 4 earned runs in his 1st 23 relief appearances (21.1 IP)...suffered his only blown save on June 20 vs. Milwaukee...earned his 1st career save on July 3 vs. Houston (3.0 IP, 0 ER, 5 SO)...tossed a career-high 11 scoreless frames from June 22 through July 19.
- ▶ Issued 5 walks and suffered a loss in his only start on July 28 at Los Angeles (2.2 IP, 6 ER)...did not allow a run in 9 games during the month of August (7.2 IP, 2 H)...yielded 4 runs in 0.1 innings on Sept. 3 at Philadelphia.
- ▶ Picked up his 2nd save on Sept. 27 vs. St. Louis...posted a 9.00 mark in his final 14 games, raising his ERA from 2.66 to 3.79...recorded a 1.72 ERA prior to the All-Star break and a 6.84 mark after the break...all 5 homers surrendered were solo shots...went hitless in 4 at bats at the plate, striking out 3 times.

1998

- ▶ Played for a total of 4 different clubs (2 organizations) while being used mostly as a starter...combined to go 3-5 with a 4.54 ERA (67.1 IP, 34 ER) in 19 games (10 starts) with Los Angeles and Cincinnati.
- ▶ Began the year with Albuquerque (Dodgers AAA) where he went 1-4 with a 1.44 ERA in 7 starts before being promoted...pitched a career-best 3.2 innings of relief on May 24 at Arizona.



- ▶ Made 8 straight relief appearances with the Dodgers before entering the starting rotation on June 20...made final start with the Dodgers on July 1 at Texas...was traded to Cincinnati on July 4 and was assigned to Triple-A.
- ▶ Went 2-0 with a 3.00 ERA in 4 starts for Indianapolis before being recalled on Aug. 2...earned the victory in his Reds debut that day (6.0 IP, 1 ER)...became the youngest Cincinnati starting pitcher to appear in a game at 21 years, 3 months and 14 days (Mario Soto in 1977).
- ▶ Tossed a career-high 7.0 innings on Aug. 14 vs. Montreal...struck out a career-high 12 batters on Aug. 20 at Pittsburgh...went 3-0 with a 4.09 ERA in his 1st 6 starts with the Reds from Aug. 2-20, the longest winning streak of his career.
- ▶ Surrendered Mark McGwire's 60th home run on Sept. 5 at St. Louis...following his start on Sept. 5, left the club with permission to tend to his ill wife and newborn child...missed 4 scheduled starts...returned to action in relief on Sept. 22 vs. Philadelphia (1.2 IP).
- ▶ Went 3-3 with a 4.99 ERA (52.1 IP, 29 ER) in 10 starts and 0-2 with a 3.00 ERA (15.0 IP, 5 ER) in 9 relief appearances...collected his 1st big-league hit on Aug. 30 vs. Florida, a double off Rafael Medina...also snapped a career-long 0-for-24 slump at the plate.

1997

- ▶ Named LA's Minor League Pitcher of the Year...began season with San Antonio (Dodgers AA)...was the youngest player to appear in the Texas League...won 8 straight games before suffering a loss on June 10 at Midland.
- ▶ Started 12 games with the Missions before being promoted to Albuquerque on June 15...earned a victory in his 1st start with the Dukes on June 16 vs. Tucson.
- ▶ Struck out 10 batters on July 1 at Las Vegas...had his contract purchased by the Dodgers on July 13 and made his Major League debut that day, earning the victory vs. San Francisco...also snapped Los Angeles' Major League mark of 681 consecutive starts by a right-handed pitcher (last one coming by southpaw Bobby Ojeda on Sept. 24, 1992).
- ▶ Was the youngest pitcher in the Majors at the time of his debut (20 years, 85 days) and the 2nd-youngest player in the Majors (4 days older than Atlanta's Andruw Jones)...became the 4th-youngest Dodger to start a game.
- ▶ Suffered his 1st career loss in 2nd start on July 18 at Atlanta...was optioned back to Albuquerque on July 25 when pitcher Ismael Valdes was reinstated from the 15-day disabled list.
- ▶ Was recalled on Aug. 22 and went 1-0 with a 3.95 ERA in 2 starts before being sent back to the Dukes on Aug. 28...recalled for the 3rd time on Sept. 2 and was inserted into the bullpen...went 0-1 with a 2.63 ERA (13.2 IP, 4 ER) in his final 8 relief outings.
- ▶ Went 0-for-9 at the plate with a run scored and a stolen base...swiped only career base on July 13, the 1st by a Dodger pitcher since Orel Hershiser on May 9, 1994 at San Francisco.

Minor League Notes

- ▶ Spent the entire 1996 season with San Bernardino (Dodgers A)...ranked 6th among all Class A pitchers in strikeouts and 8th among all minor league hurlers...was tops in the Los Angeles farm system in strikeouts.
- ▶ Was named the California League's Pitcher of the Week for the week of June 16-22...averaged 9.54 strikeouts per 9.0 innings...struck out 10 or more batters on 4 occasions.
- ▶ Was loaned by Los Angeles to the Mexico City Red Devils of the Mexican League from March 28 to Aug. 22, 1994...returned to the Dodgers organization and appeared in 3 games (2 starts) with Vero Beach (A).
- ▶ Split the 1994 season between Great Falls (Rookie) and Vero Beach...combined to go 9-5 with a 4.90 ERA in 23 games (18 starts) in his 1st season in the Los Angeles organization...ranked 10th in the Pioneer League with a 3.78 ERA...cited as the 4th-best prospect in the Pioneer League by *Baseball America*.



Miscellaneous Notes

- ▶ **Dennys Velarde Reyes** (pronounced DEN-niss RAY-ess)...wife's name is Clauvia, son's name is Dennys Alejandro...attended Ignacio Zaragoza High School in Mexico.
- ▶ Was originally signed by Dodgers scout Mike Brito as a 16-year-old on July 5, 1993...his father, Juan, was a 1st baseman for a Mexican team in Guaymas in 1985.

Reyes' Career Statistics

Year	Club	W-L	ERA	G	GS	CG	SHO	SV	IP	H	R	ER	HR	HB	BB	SO	WP	BK
1993	MC Reds	0-1	5.06	7	1	0	0	0	5.1	4	4	3	1	0	9	5	0	0
1994	Vero Beach	2-4	6.70	9	9	0	0	0	41.2	58	37	31	6	0	18	25	1	1
	Great Falls	7-1	3.78	14	9	0	0	0	66.2	71	37	28	0	2	25	70	10	1
1995	Mexico	5-5	6.60	17	15	1	0	0	58.2	76	49	43	4	0	41	44	2	0
	Vero Beach	1-0	1.80	3	2	0	0	0	10.0	8	2	2	0	0	6	9	0	1
1996	San Bernardino	11-12	4.17	29	*28	0	0	0	166.0	166	106	77	11	6	77	176	9	3
1997	San Antonio	8-1	3.02	12	12	1	0	0	80.1	79	33	27	6	1	28	66	2	2
	Albuquerque	6-3	5.65	10	10	1	0	0	57.1	70	40	36	4	1	33	45	5	0
	LOS ANGELES	2-3	3.83	14	5	0	0	0	47.0	51	21	20	4	1	18	36	2	1
1998	Albuquerque	1-4	1.44	7	7	1	1	0	43.2	31	13	7	5	1	18	58	1	0
	LOS ANGELES	0-4	4.71	11	3	0	0	0	28.2	27	17	15	1	0	20	33	1	1
	Indianapolis	2-0	3.00	4	4	0	0	0	24.0	20	10	8	1	0	14	27	5	0
	CINCINNATI	3-1	4.42	8	7	0	0	0	38.2	35	19	19	2	1	27	44	5	0
1999	CINCINNATI	2-2	3.79	65	1	0	0	2	61.2	53	30	26	5	3	29	72	5	1
2000	CINCINNATI	2-1	4.53	62	0	0	0	0	43.2	43	31	22	5	1	29	36	6	0
2001	CINCINNATI	2-6	4.92	35	6	0	0	0	53.0	51	35	29	5	1	35	52	5	0
	Louisville	4-2	3.67	7	6	0	0	0	34.1	34	15	14	3	1	16	34	3	0
2002	COLORADO	0-1	4.24	43	0	0	0	0	40.1	43	19	19	1	0	24	30	4	0
	TEXAS	4-3	6.38	15	5	0	0	0	42.1	55	33	30	9	0	21	29	6	1
2003	PITTSBURGH	0-0	10.45	12	0	0	0	0	10.1	10	13	12	1	0	9	11	5	0
	Tucson	2-1	2.84	33	0	0	0	2	31.2	24	16	10	0	1	22	30	6	0
	ARIZONA	0-0	11.57	3	0	0	0	0	2.1	5	3	3	1	0	1	5	0	0
	Minor League Totals	49-34	4.15	152	103	4	1	2	619.2	641	362	286	41	13	307	589	44	8
	A.L. Totals	4-3	6.38	15	5	0	0	0	42.1	55	33	30	9	0	21	29	6	1
	N.L. Totals	11-18	4.56	253	22	0	0	2	325.2	318	188	165	25	7	202	319	33	3
	Major League Totals	15-21	4.77	268	27	0	0	2	368.0	373	221	195	34	7	223	348	39	4

- 1993 Signed by the Mexico City Red Devils (Mexican League).
Contract purchased by the Los Angeles Dodgers from Mexico City, July 5.
- 1995 Loaned by the Los Angeles Dodgers to Mexico City, March 28-Aug. 22.
- 1998 Traded by the Los Angeles Dodgers with 1B Paul Konerko to the Cincinnati Reds for RHP Jeff Shaw, July 4.
- 2001 Traded by the Cincinnati Reds with SS Pokey Reese to the Colorado Rockies for LHP Gabe White and RHP Luke Hudson, Dec. 18.
- 2002 Traded by the Colorado Rockies with OF Todd Hollandsworth to the Texas Rangers for OF Gabe Kapler and 2B Jason Romano, July 31.
- 2003 Signed by the Pittsburgh Pirates as a free agent, Feb. 7.
Signed by the Arizona Diamondbacks as a free agent, June 11.
Signed by the Kansas City Royals as a minor league free agent, Oct. 30.

Reyes' M.L. Batting Totals

	AVG.	AB	H	HR	RBI
M.L. Totals	.070	43	3	0	0

Reyes' Career Fielding

POSITION	PCT.	G	PO	A	E	TC	DP
Pitcher	.867	268	8	57	10	75	1



Reyes' 2003 and Career Breakdown

		2003						CAREER						
vs. American League	W-L	S	ERA	G	IP	H	ER	W-L	S	ERA	G	IP	H	ER
vs. Anaheim	-	-	-	-	-	-	-	0-1	0	7.94	2	10.1	12	9
Baltimore	-	-	-	-	-	-	-	1-0	0	5.40	1	5.0	6	3
Boston	-	-	-	-	-	-	-	0-1	0	15.19	4	5.1	15	9
Chicago	-	-	-	-	-	-	-	0-0	0	10.80	3	5.0	9	6
Cleveland	-	-	-	-	-	-	-	0-0	0	2.57	7	7.0	5	2
Detroit	-	-	-	-	-	-	-	0-0	0	1.80	5	5.0	7	1
Kansas City	-	-	-	-	-	-	-	0-0	0	4.50	1	2.0	2	1
Minnesota	-	-	-	-	-	-	-	0-0	0	1.93	2	4.2	3	1
New York	-	-	-	-	-	-	-	0-0	0	0.00	3	2.0	2	0
Oakland	-	-	-	-	-	-	-	0-0	0	0.00	2	5.0	3	0
Seattle	-	-	-	-	-	-	-	1-1	0	1.69	4	5.1	4	1
Tampa Bay	-	-	-	-	-	-	-	1-1	0	5.68	3	12.2	13	8
Texas	-	-	-	-	-	-	-	0-0	0	5.40	1	5.0	6	3
Toronto	-	-	-	-	-	-	-	1-0	0	0.00	2	3.0	2	0
vs. National League	W-L	S	ERA	G	IP	H	ER	W-L	S	ERA	G	IP	H	ER
vs. Arizona	-	-	-	-	-	-	-	2-1	0	4.81	20	24.1	21	13
Atlanta	-	-	-	-	-	-	-	0-2	0	4.15	8	13.0	14	6
Chicago	0-0	0	0.00	2	1.2	1	0	0-0	0	3.66	19	19.2	18	8
Cincinnati	0-0	0	0.00	1	0.1	0	0	0-1	0	10.80	2	3.1	5	4
Colorado	-	-	-	-	-	-	-	0-3	0	5.14	14	21.0	22	12
Florida	-	-	-	-	-	-	-	2-0	0	5.30	11	18.2	18	11
Houston	0-0	0	33.75	3	2.2	7	10	1-2	1	7.52	15	20.1	21	17
Los Angeles	0-0	0	13.50	2	0.2	1	1	0-1	0	8.71	12	10.1	20	10
Milwaukee	0-0	0	0.00	1	1.0	1	0	1-3	0	3.91	20	25.1	25	11
Montreal	-	-	-	-	-	-	-	0-0	0	3.60	11	20.0	16	8
New York	0-0	0	6.75	1	1.1	0	1	0-1	0	2.53	9	10.2	10	3
Philadelphia	-	-	-	-	-	-	-	0-0	0	4.60	14	15.2	18	8
Pittsburgh	-	-	-	-	-	-	-	2-0	0	2.83	20	28.2	26	9
St. Louis	0-0	0	27.00	1	1.0	3	3	1-2	1	6.20	16	20.1	19	14
San Diego	0-0	0	0.00	4	4.0	2	0	0-1	0	2.37	18	19.0	12	5
San Francisco	-	-	-	-	-	-	-	2-0	0	5.31	19	20.1	19	12
Monthly	W-L	S	ERA	G	IP	H	ER	W-L	S	ERA	G	IP	H	ER
March/April	0-0	0	1.23	8	7.1	2	1	1-4	0	3.64	54	47.0	38	19
May	0-0	0	33.00	4	3.0	8	11	2-1	0	4.88	49	48.0	34	26
June	-	-	-	-	-	-	-	2-4	0	3.83	37	47.0	40	20
July	-	-	-	-	-	-	-	1-3	1	5.61	34	51.1	68	32
August	-	-	-	-	-	-	-	6-4	0	5.12	38	95.0	99	54
September/October	0-0	0	11.57	3	2.1	5	3	3-5	1	4.97	56	79.2	94	44
Situational Pitching	W-L	S	ERA	G	IP	H	ER	W-L	S	ERA	G	IP	H	ER
Home	0-0	0	14.40	6	5.0	8	8	8-9	2	4.53	139	175.0	170	88
Road	0-0	0	8.22	9	7.2	7	7	7-12	0	4.99	129	193.0	203	107
Before ASG	0-0	0	10.45	12	10.1	10	12	5-9	1	4.03	151	158.2	129	71
After ASG	0-0	0	11.57	3	2.1	5	3	10-12	1	5.33	117	209.1	244	124
Starter	-	-	-	-	-	-	-	8-12	-	5.96	27	137.1	157	91
Reliever	0-0	0	10.66	15	12.2	15	15	7-9	2	4.06	241	230.2	216	104

Reyes' Career by Ballpark

Ballpark	W-L	S	ERA	G	IP	ER	Ballpark	W-L	S	ERA	G	IP	ER
Edison Field	0-0	0	11.57	1	4.2	6	Coors Field	0-4	0	5.61	30	33.2	21
Fenway Park	0-1	0	15.00	2	3.0	5	Pro Player Stadium	1-0	0	1.29	4	7.0	1
Jacobs Field	0-0	0	2.70	2	3.1	1	Astrodome	0-0	0	0.00	3	2.1	0
Comerica Park	0-0	0	3.00	3	3.0	1	Minute Maid Park	1-1	0	9.39	4	7.2	8
Kauffman Stadium	0-0	0	4.50	1	2.0	1	Dodger Stadium	1-4	0	5.54	18	37.1	23
Metrodome	0-0	0	3.38	1	2.2	1	County Stadium	0-0	0	10.80	4	1.2	2
Network Associates	0-0	0	0.00	1	2.1	0	Miller Park	0-1	0	1.93	4	4.2	1
Kingdome	0-0	0	0.00	1	1.0	0	Olympic Stadium	0-0	0	2.79	5	9.2	3
Safeco Field	0-1	0	6.75	2	1.1	1	Shea Stadium	0-0	0	0.00	3	1.1	0
Tropicana Field	1-0	0	3.86	1	7.0	3	Veterans Stadium	0-0	0	5.40	7	11.2	7
Ballpark at Arlington	3-1	0	5.14	9	28.0	16	Three Rivers Stadium	1-0	0	4.02	8	15.2	7
Skydome	0-0	0	0.00	1	0.2	0	PNC Park	1-0	0	6.10	8	10.1	7
Bank One Ballpark	1-0	0	5.50	13	18.0	11	Busch Stadium	0-2	0	6.00	8	15.0	10
Turner Field	0-1	0	4.66	4	9.2	5	Qualcomm Stadium	0-1	0	2.70	9	10.0	3
Wrigley Field	0-0	0	2.45	8	7.1	2	3Com Park	0-0	0	10.80	4	1.2	2
Cinergy Field	4-4	2	4.07	92	97.1	44	Pacific Bell Park	1-0	0	4.05	6	6.2	3
Great Am. Ball Park	0-0	0	0.00	1	0.1	0							

ROYALS REVIEW HISTORY RECORDS OPERATIONS MEDIA



BENITO SANTIAGO

CATCHER



30

Height, Weight:
6-1, 200

Bats/Throws:
Right/Right

Resides:
Pembroke Pines, Fla.

Birthdate (Age):
March 9, 1965 (39)

Birthplace:
Ponce, Puerto Rico

Acquired:
Signed as a Major League Free Agent, Dec. 11, 2003

Contract Status:
Signed through 2005

M.L. Service:
17 years, 22 days

Major League Awards

All-Star

- ▶ 2002 - San Francisco
- ▶ 1992 - San Diego
- ▶ 1991 - San Diego
- ▶ 1990 - San Diego
- ▶ 1989 - San Diego

Gold Glove

- ▶ 1990 - San Diego
- ▶ 1989 - San Diego
- ▶ 1988 - San Diego

Silver Slugger

- ▶ 1991 - San Diego
- ▶ 1990 - San Diego
- ▶ 1988 - San Diego
- ▶ 1987 - San Diego

NLCS MVP

- ▶ 2002 - San Francisco

N.L. Rookie of the Year

- ▶ 1987 - San Diego

Career Notes

- ▶ The 18-year Major League veteran and 5-time All-Star has been one of the best stories in the Majors over the last 3 years.
- ▶ After joining the Giants as a non-roster invitee in March 2001, he was an N.L. All-Star for the 5th time during an outstanding 2002 campaign that culminated with MVP honors in the NLCS.
- ▶ Is a 3-time Gold Glove winner (1988-90) and 4-time recipient of the Silver Slugger award (1987-88 and 1990-91)...was named to the National League All-Star team 4 consecutive years from 1989-92 and then again in 2002.
- ▶ With 10 years between Mid Summer Classics, Santiago and the Yankees Robin Ventura became the 9th and 10th players to appear on an All-Star roster an after absence of 10 years or more.
- ▶ Is 1 of 9 unanimous winners of BBWAA's NL Rookie of Year Award, earning honor in 1987...joins Cincinnati's Frank Robinson (1956), San Francisco's Orlando Cepeda (1958) and Willie McCovey (1959), St. Louis' Vince Coleman (1985), Los Angeles' Mike Piazza (1993) and Raul Mondesi (1994), Philadelphia's Scott Rolen (1997) and St. Louis' Albert Pujols (2001).
- ▶ Established a Major League record for the longest hitting streak by a rookie, hitting safely in 34 straight games from Aug. 25-Oct. 2, 1987.
- ▶ Has made 13 career Opening Day starts with San Diego (1987-92), Florida (1993-94), Cincinnati (1995), Philadelphia (1996), Toronto (1997), Chicago Cubs (1999) and Giants (2002).
- ▶ Caught 106 games in 2003 to become just 4th backstop in ML history to catch in at least 100 games at age of 38 or older, joining Al Todd (1940), Bob Boone (1986-89) and Carlton Fisk (1987, 1990-91).
- ▶ Ranks 7th on all-time list for games as catcher (1,862)...Fisk owns the record with 2,226 contests behind dish.

2003

- ▶ In a season where he became the 4th backstop in baseball history to catch at least 100 games at age 38 or older, he delivered his highest full-season batting average (.279) since hitting .286 for Cincinnati in 1995.
- ▶ Narrowly missed becoming the 1st Giants catcher to make consecutive All-Star appearances since Tom Haller in 1966 and 1967.
- ▶ Was 1 of 5 candidates for the 32nd spot on the N.L. squad for Mid-Summer Classic, but lost out in a 3-

Santiago's Career Bests

Santiago's Career Bests		
Season:		
Avg	.300	1987
Hits	164	1987
HR	30	1996
RBI	87	1991
SB	21	1987
Hit Streak	34	1987

Game Highs:

Hits	5 - at SF, 9/13/91
Home Runs	3 - at Chi (NL), 9/15/96
RBI	6 - at Chi (NL), 9/15/96
Grand Slams	1 - 8 times
	Last: vs. Pit, 8/10/02



day fan internet balloting to Milwaukee's Geoff Jenkins.

All-Time Games Played as Catcher

Rk.	Player (Seasons)	Games
1.	Carlton Fisk (1969-1993)	2,226
2.	Bob Boone (1972-1990)	2,225
3.	Gary Carter (1974-1992)	2,056
4.	Tony Pena (1980-1997)	1,950
5.	Jim Sundberg (1974-1989)	1,927
6.	Al Lopez (1928-1947)	1,918
7.	Benito Santiago (1986-2003)	1,862
8.	Lance Parrish (1977-1995)	1,818
9.	Rick Ferrell (1929-1947)	1,806
10.	Gabby Hartnett (1922-1941)	1,793

- ▶ Produced the majority of his power numbers in the season's 1st half, belting 10 HRs with 41 RBI...was slowed after the break by a dislocated small finger on left hand, an injury suffered July 4 in San Diego on a headfirst slide.
- ▶ Landed on the Disabled List from July 17-28 and struggled to regain stroke after activation...returned to form down the stretch, hitting safely in 12 of his last 13 games while batting .304 (17-for-56)...over longer haul, hit at a .292 clip (31-for-106) with 9 doubles, 1 triple and 10 RBI over his last 30 contests.
- ▶ Produced a pair of 12-game hitting streaks, 1st of which came May 15-30...was a torrid 21-for-52 (.404) with 4 doubles, 4 homers and 16 RBI over stretch.
- ▶ Hammered a pair of homers May 28 vs. Arizona (both off John Patterson)...the multi-homer game was the 11th of his career and his 1st since July 26, 1997 vs. Kansas City (while with Toronto).
- ▶ Helped San Francisco to a 2nd place finish in N.L. ERA race by guiding the club to a 3.53 mark (354 ER, 902.2 IP) while behind plate...saw action in all 4 games of the NLDS vs. Florida, starting the 1st 3 contests...finished the series 2-for-11 (.182).

2002

- ▶ Was named to the N.L. All-Star team, his 5th time as an All-Star and 1st since 1992.
- ▶ Became the 1st San Francisco catcher to play in an All-Star Game since Bob Brenly in 1984 at Candlestick Park...was one of the top offensive catchers in N.L., enjoying his best offensive campaign since 1996 season with Philadelphia.
- ▶ Collected 74 RBI, 2nd-most among all N.L. catchers (NY's Mike Piazza had 88 RBI at position)...in fact, he was most prolific Giants backstop at driving in runs since Brenly had 80 RBI in 1984.
- ▶ Belted 16 homers, his most since hitting 30 with Phillies in 1996...his .278 batting average was 17 points above his lifetime mark entering the season and the 3rd-best full season average of his career...rapped out 133 hits his most since he collected 155 with San Diego in 1991.
- ▶ Guided the staff to a 3.48 ERA (1,066.2 IP, 413 ER) as San Francisco ranked 2nd in the N.L. with 3.54 team mark...gunned down 22-of-80 attempted base runners (28 percent)...made 1st Opening Day start for San Francisco on April 2 at Los Angeles...went 1-for-5 with an RBI.
- ▶ Caught fire in May, hitting at a .375 clip (30-for-80) with 15 RBI...compiled a 13-game hitting streak (matching Jeff Kent for the Giants long streak) from May 10-28, going 22-for-54 (.407) with 8 doubles, 2 triples, 1 HR and 12 RBI...was the longest hitting streak since his rookie-record 34-game streak in 1987.
- ▶ Was forced to miss 6 games from July 24-30 with a sty on his left eyelid...drilled his 8th career grand slam in an 8-3 victory over Pittsburgh on Aug. 20, connecting off Pirates Mike Lincoln.
- ▶ Missed 2 games (Sept. 20-21) while serving a suspension that resulted from his ejection on Sept. 15...clubbed his 200th career homer Sept. 22 at Milwaukee, a 9th-inning solo shot off Luis Vizcaino.
- ▶ Was a catalyst for the Giants October success, providing a bevy of clutch hits while catching all 149 post season innings...he batted .254 during the playoffs with 2 doubles, 2 home runs and 16 RBI, tied with Barry Bonds for 2nd most on club (Rich Aurilia, 17).
- ▶ Had 3 RBI as the Giants stayed off elimination in Game 4 of NLDS vs. Atlanta...drove in 4 runs in NLCS Game 1 victory at St. Louis, and collected 3 RBI in the World Series Game 5 rout of Anaheim.
- ▶ Garnered MVP honors in NLCS after hitting .300 (6-for-20) with 2 home runs and 6 RBI in San Francisco's 5-game victory over St. Louis...finished 3-for-5 with a 2-run homer off Mike Crudale and 4 RBI in Game 1 of the series.
- ▶ Connected for arguably the most important homer in San Francisco history, clubbing a game-winning clout in Game 4 vs. the Cardinals at Pacific Bell Park...following a 2-out intentional walk to Barry Bonds in the 8th inning, he drove 3-2 pitch from Rick White over the left field wall to snap a 2-2 tie in an eventual 4-3 Giants victory.



2001

- ▶ Wrestled the starting catching job away from 2000's incumbents (Doug Mirabelli and Bobby Estalella), after not signing with Giants until midway through Spring Training...overall, appeared in 133 games, his most since he played in 136 contests for Philadelphia in 1996.
- ▶ Guided San Francisco pitchers to 3.84 ERA (461 ER, 1081.0 IP), 34 points lower than staff's overall 4.18 mark...made 119 starts (118 at catcher, 1 at 1st base), including opening assignments in 65 of his last 76 games and 100 of club's last 119 contests (99 at C, 1 at 1B).
- ▶ Hit .262 as a starter (121-for-462) with San Francisco posting a 69-50 mark...gunned down 32 of 98 would-be base-stealers (33 percent)...rapped out 25 doubles, his most since a career-high 33 during his 1987 rookie campaign.
- ▶ Opened his Giants career by hitting safely in each of his 1st 9 starts (with SF posting 6-3 mark), while going 13-for-32 (.406)...hit .318 (14-for-44) in April and .319 (23-for-72) in May.
- ▶ Hammered his 1st homer April 8 at Los Angeles, drilling a 2-run shot (off Eric Gagne) in the 4th inning to give the Giants a 4-1 lead...delivered the game-winning hit May 11 vs. the Mets with a pinch single (off Armando Benitez) with 2 outs in the 10th inning to give SF a 3-2 triumph.
- ▶ Made just his 15th career start at 1st base May 27 vs. Colorado, his 1st since 1996 with Philadelphia.
- ▶ Hit the 3rd of back-to-back-to-back homers in the 5th inning July 22 vs. Arizona, following solo clouts from Jeff Kent and Eric Davis...enjoyed a solid August, hitting safely in 19 of 26 games (25-for-90, .278).
- ▶ Had a season-high 4 hits (4-for-5) and matched a season-best with 3 RBI in a 10-5 triumph over San Diego Sept. 28...connected for a pair of homers in a span of 11 at-bats (3 games) Sept. 30-Oct. 3 after not homering in previous 180 at-bats dating to July 22.

2000

- ▶ Logged his 2nd stint with the Reds, hitting .262 with 8 HRs and 45 RBI in 89 games, including 66 starts behind the plate...in his last 25 games, hit .333 (5 HR, 21 RBI) to raise his average from .232 to season-ending .262.
- ▶ In 66 starts behind plate, Reds pitchers went 36-30 and posted a 4.18 ERA...threw out 39 percent (12-31) of opposing base runners.
- ▶ Hit his 7th career grand slam Sept. 6 vs. New York, connecting off Armando Benitez in the bottom of the 8th inning to erase a 1-run deficit and give the Reds an 11-8 victory...was his 1st grand slam since Aug. 11, 1997.

1999

- ▶ Hit .249 with 7 HRs and 36 RBI in 109 games with the Cubs...appeared in 107 games behind the plate, including 95 starts...threw out 35 percent (23-65) of would-be base stealers.
- ▶ Made his 12th career Opening Day start, April 6 at Houston...started 11 straight openers from 1987-97 with San Diego (1987-92), Florida (1993-94), Cincinnati (1995), Philadelphia (1996) and Toronto (1997).
- ▶ Hit his 1st home run as a Cub, April 11...was a 2-run shot off Pittsburgh's Chris Peters...was his 1st Major League homer since Sept. 19, 1997 (off Yankees' Dwight Gooden).
- ▶ Grounded into a 5-4-3 triple play April 16 at Milwaukee (Jeff Cirillo to Fernando Vina to Sean Berry)...recorded his 10th career multi-homer game May 8 at Cincinnati, going 3-for-3 with 2 HRs and 4 RBI in the Cubs' 7-4 win.

1998

- ▶ Was limited to just 15 games with Toronto after being involved in a major automobile accident on Jan. 4...suffered assorted injuries in the accident, but was ultimately unable to play due to strained ligaments in his right knee.
- ▶ Did not see 1st game action until mid-August, when he was assigned to Dunedin (A)...played in 11 games for Dunedin and 5 more at Triple-A Syracuse before being activated Sept. 3.
- ▶ Batted .310 (9-for-29) with 5 doubles and 4 RBI in his 15 games with Jays...made 6 starts behind plate.

ROYALS HISTORY



1997

- ▶ In his 1st season away from the National League, batted .243 with 13 HRs and 42 RBI in 97 games with Toronto...made his 11th consecutive Opening Day start.
- ▶ Struggled prior to All-Star Break, batting only .197...hit .297 with 10 HRs after break...was on D.L. from April 14-29 after fouling a ball off his left foot.
- ▶ Recorded a pair of 2-homer games: May 10 at Minnesota and July 26 vs. Kansas City...belted his 6th career grand slam Aug. 11 vs. Detroit (off Mike Myers).
- ▶ Had a .997 fielding percentage behind plate, committing only 2 errors in 663 total chances...tied Buck Martinez' Blue Jay record for fewest errors by catcher...threw out 35 percent (26-76) of would-be base stealers.
- ▶ Caught 11 of A.L. Cy Young Award-winner Roger Clemens' starts...Clemens was 9-1 with a 1.42 ERA in those games, including his 200th career victory May 21 at Yankee Stadium.

1996

- ▶ Had one of his finest offensive campaigns, batting .264 with 30 HRs and 85 RBI in 136 games with Philadelphia...his team-leading 30 homers were a career high, shattering his previous high of 18 during his rookie season in 1987.
- ▶ Became the 1st Phillies catcher to reach 30-homer mark since Stan Lopata (32) in 1956...also led the Phillies in RBI, runs scored (71) and total bases (242).
- ▶ Tied the Major League record by homering in 4 straight at-bats Sept. 14 (final AB) and Sept. 15 (first 3 AB)...all 4 home runs were hit at Wrigley Field.
- ▶ Along with his 3 HRs Sept. 15, established a career high with 6 RBI...as part of the stretch, he reached base in 10 straight plate appearances from Sept. 14-17 (4 HRs, single, 5 BB).
- ▶ Belted grand slams May 3 off Atlanta's Greg Maddux and July 21 off Florida's Jay Powell...hit his 1st pinch-hit home run May 5 off Atlanta's John Smoltz...made 14 appearances at 1st base, including 12 starts.

1995

- ▶ Hit .286 in his 1st stint with the Reds, notching 11 HRs and 44 RBI in 81 games...led National League catchers with a .996 fielding percentage, committing 12 errors in 496 total chances.
- ▶ Missed most of the 1st half of season with an injured right elbow...was on D.L. May 8-July 4, undergoing arthroscopic surgery (Dr. James Andrews) on May 25.
- ▶ Recorded the 1,000th hit of his career, doubling off Atlanta's Rod Nichols Aug. 9...played 8 games at 1st base, including 1 start (July 25 at San Diego).
- ▶ Homered off Dodgers Ramon Martinez in his 1st career post-season at-bat, helping the Reds to a 3-game sweep in NLDS...went 6-for-22 (.273) during the postseason, going 3-for-9 in NLDS vs. LA and 3-for-13 in NLCS vs. Atlanta.

1994

- ▶ Hit .273 with 11 HRs and 41 RBI in 101 games during his 2nd season with Florida...threw out 43 percent (34-79) of would-be base stealers...was placed on National League's suspended list May 5-9 for his involvement in bench-clearing brawl with San Francisco April 17.

1993

- ▶ Was one of 1st free-agent signings by the expansion Florida Marlins...appeared in 139 games, batting .230 with 13 HRs and 50 RBI...belted the 1st home run in Marlins' history April 12 at San Francisco off Trevor Wilson.
- ▶ Recorded 2 hits in an inning twice: April 17 at Houston (7th inning) and April 25 at Colorado (4th inning)...saw action in left field during a 15-inning contest on Aug. 25 at Houston...was his 2nd big-league outfield appearance.

1992

- ▶ In his last season with San Diego, batted .251 with 10 HRs and 42 RBI in 106 games...was on the D.L. until July 11 after fracturing his right "pinky" finger diving into 2nd base May 30 at St. Louis...returned to action in time to start his 3rd All-Star Game...was the 4th straight year he earned All-Star honors...did not commit a passed ball all season.



1991

- ▶ Enjoyed one of his finest seasons, batting .267 with 17 HRs and career-high 87 RBI...played in a career-high 152 games...was voted to start behind plate for National League All-Star Team for 3rd straight year.
- ▶ Threw out 43 of 123 would-be base stealers (35 percent), including 25 of 59 from his knees (42 percent)...tied a Padre record with 3 doubles July 11 at New York and 5 hits Sept. 13 at San Francisco.

1990

- ▶ Despite missing nearly 2 months, earned his 3rd Silver Slugger and Gold Glove awards...hit .270 with 11 HRs and 53 RBI...was limited to only 100 games after suffering cracked ulna bone in his left arm on pitch thrown by San Francisco's Jeff Brantley June 14.
- ▶ Was on D.L. through Aug. 10...was selected as National League's starting catcher for All-Star Game, but was unable to play due to the injury.
- ▶ Recorded his 500th career hit Sept. 19, a grand slam off Dodgers' Darren Holmes.

1989

- ▶ Hit .236 with 16 HRs and 62 RBI in 129 games...was voted as the National League's starting catcher for the All-Star Game for the 1st time.
- ▶ Earned his 2nd Gold Glove Award after throwing out 39 percent (20-51) of opposing baserunners...tossed out 8 of 15 runners from his knees (53 percent).
- ▶ Also picked 16 runners off base...belted a grand slam on Sept. 3 off Philadelphia's Jeff Parrett...was selected to *The Sporting News*' post-season National League All-Star Team for the 2nd time.

1988

- ▶ Hit .248 with 10 HRs and 46 RBI in 139 games for the Padres...earned his 1st Gold Glove Award and 2nd Silver Slugger Award...led all Major League catchers with 75 assists.
- ▶ Threw out 45 percent (35-77) of baserunners, including 11 of 17 from his knees (65 percent)...also picked off 9 runners.
- ▶ Hit his 1st career grand slam Sept. 21 off Dodgers' Ricky Horton.

1987

- ▶ Produced his best all-around season in the Majors, batting .300 with 18 HRs and 79 RBI in 146 games...was unanimously named the National League's Rookie of the Year Award.
- ▶ Hit safely in 34 consecutive games from Aug. 25-Oct. 2, batting .346 during streak...the 34-game hitting streak was longest ever by rookie, catcher and Padre.
- ▶ Was named *The Sporting News*' National League Rookie of the Year...was also selected to the publication's N.L. All-Star Team...won his 1st Silver Slugger Award.

1986

- ▶ Spent the majority of the season at triple-A Las Vegas, batting .286 with 17 HRs and 71 RBI in 117 games...was called up to the Majors in September and batted .290 (18-for-62) with 3 HRs and 6 RBI in 17 games for San Diego.
- ▶ Made Major League debut Sept. 14 and doubled in his 1st at-bat off Houston's Mike Scott...hit his 1st Major League home run Sept. 17, a 10th-inning, game-winning shot off San Francisco's Mark Davis.

Minor League Notes

- ▶ Spent his 1st season above class-A in 1985, batting .298 with 5 HRs and 52 RBI in 101 games at double-A Beaumont.
- ▶ Was named California League All-Star at Reno (A) in 1984...batted .279 while ranking 4th in league with 16 HRs and 5th with 83 RBI.
- ▶ Spent his 1st professional season at Miami (A) in 1983, batting .247 with 5 HRs and 56 RBI in 122 games.



Miscellaneous Notes

- ▶ **Benito Rivera Santiago** has 4 children, Bennybeth, Benito, Jr., Benito Ivan and Aliyah.
- ▶ Graduated from John F. Kennedy (Santa Isabel, PR) High School in 1982.
- ▶ Was named Outstanding Puerto Rican Athlete in United States in 1987 by Puerto Rican Federal Affairs Administration.
- ▶ Participated in the 2002 Caracen Health Fair in San Francisco's Mission District, which teaches 300-500 Latino youth and adults about health-related topics...lent his image to 2002 Until There's A Cure Day campaign...taped PSA for Traffic Safety Day, encouraging fans to always buckle up and use caution when on road.
- ▶ During 2001 season, was instrumental in Giants' Summer Reading Program by holding children's book reading at Mission Learning Center.

Royals Won-Loss Breakdown									
	Home		Road		Totals				
	2003	All-Time	2003	All-Time	2003	All-Time			
vs. RHP	32-24	1055-877	27-31	902-1023	59-55	1957-1900			
vs. LHP	8-16	430-397	16-8	371-476	24-24	801-873			
	Extra Innings		1-Run Games		Shutouts		Doubleheaders		
	2003	All-Time	2003	All-Time	2003	All-Time	2003	All-Time	
	W-L	W-L	W-L	W-L	W-L	W-L	W-L-T	W-L-T	
Anaheim	0-0	22-15	0-1	63-70	3-0	47-26	0-1-0	10-7-4	
Baltimore	0-0	16-20	0-1	53-75	1-0	24-25	0-1-0	1-4-7	
Boston	0-0	14-16	1-2	53-46	0-0	27-24	0-0-0	3-3-11	
Chicago	0-1	27-19	1-3	82-73	1-0	24-34	0-0-0	8-2-9	
Cleveland	1-0	17-17	2-1	61-62	1-0	31-22	0-1-0	4-3-7	
Detroit	1-0	19-14	4-1	66-48	1-1	21-22	0-0-0	4-2-7	
Minnesota	1-1	22-29	7-1	77-74	0-1	23-25	0-0-0	5-2-10	
New York	0-0	16-18	0-1	45-68	1-1	21-23	0-0-0	1-6-4	
Oakland	0-1	28-21	0-2	57-82	0-1	31-33	0-0-0	4-7-12	
Seattle	1-0	13-10	0-0	49-31	0-0	16-19	0-0-0	0-1-5	
Tampa Bay	0-0	4-2	0-1	7-8	1-1	4-2	0-0-0	0-0-0	
Texas	1-0	21-18	1-1	67-64	1-0	27-24	0-0-0	9-2-4	
Toronto	0-0	15-13	0-3	42-49	0-0	15-26	0-0-0	3-0-1	
Arizona	0-1	0-1	0-2	1-2	0-0	0-0	0-0-0	0-0-0	
Chicago (NL)	0-0	2-0	0-0	2-4	0-0	0-0	0-0-0	0-0-0	
Cincinnati	0-0	0-1	0-0	0-0	0-0	1-1	0-0-0	0-1-0	
Colorado	0-0	0-0	0-1	0-1	0-0	0-0	1-0-0	1-0-0	
Florida	0-0	0-1	0-0	0-0	0-0	1-0	0-0-0	0-0-0	
Houston	0-0	0-0	0-0	0-2	0-0	1-1	0-0-0	0-0-0	
Los Angeles	0-0	0-0	1-1	1-1	0-0	0-0	0-0-0	0-0-0	
Milwaukee	0-0	18-18	0-0	72-56	0-0	21-21	0-0-0	11-2-9	
Montreal	0-0	0-1	0-0	0-2	0-0	0-0	0-0-0	0-0-0	
New York (NL)	0-0	0-0	0-0	0-2	0-0	0-0	0-0-0	0-0-0	
Pittsburgh	0-0	3-1	0-0	2-2	0-0	0-2	0-0-0	0-0-0	
San Diego	0-0	0-1	0-0	0-0	0-0	0-0	0-0-0	0-0-0	
St. Louis	0-0	1-0	0-0	3-2	0-0	0-2	0-0-0	0-0-0	
San Francisco	0-0	0-0	1-0	1-0	0-0	0-0	0-0-0	0-0-0	
Totals	5-4	258-236	18-22	804-824	10-5	325-327	1-3-0	64-39-89	

ROYALS SEVILLE HISTORICAL RECORDS DEBUTS SAVANNAH ATLANTA



ROYALS P R I V I L E G E D S E E K E R S O N L Y A T T H E R O Y A L S M E D I A G U I D E

Santiago's Career Statistics

Year	Club	AVG	G	AB	R	H	2B	3B	HR	RBI	SH	SF	HP	BB	SO	SB	CS	E
1983	Miami	.247	122	429	34	106	25	3	5	56	0	0	0	11	79	3	0	21
1984	Reno	.279	114	416	64	116	20	6	16	83	2	6	4	36	75	5	2	25
1985	Beaumont	.298	101	372	55	111	16	6	5	52	8	3	2	16	99	12	2	15
1986	Las Vegas	.286	117	437	55	125	26	3	17	71	2	4	1	17	81	19	7	21
	SAN DIEGO	.290	17	62	10	18	2	0	3	6	0	1	0	2	12	0	1	5
1987	SAN DIEGO	.300	146	546	64	164	33	2	18	79	1	4	5	16	112	21	12	22
1988	SAN DIEGO	.248	139	492	49	122	22	2	10	46	5	5	1	24	82	15	7	12
1989	SAN DIEGO	.236	129	462	50	109	16	3	16	62	3	2	1	26	89	11	6	20
1990	Las Vegas	.300	6	20	5	6	2	0	1	8	1	7	3	3	1	0	5	12
	SAN DIEGO	.270	100	344	42	93	8	5	11	53	0	1	0	27	55	5	0	0
1991	SAN DIEGO	.267	152	580	60	155	22	3	17	87	0	7	4	23	114	8	10	14
1992	Las Vegas	.308	4	13	3	4	0	0	1	2	0	4	0	1	1	0	5	12
	SAN DIEGO	.251	106	386	37	97	21	0	10	42	0	0	0	21	52	2	0	0
1993	FLORIDA	.230	139	469	49	108	19	6	13	50	0	4	5	37	88	10	7	11
1994	FLORIDA	.273	101	337	35	92	14	2	11	41	2	4	1	25	57	1	2	5
1995	CINCINNATI	.286	81	266	40	76	20	0	11	44	0	2	4	24	48	2	2	12
1996	PHILADELPHIA	.264	136	481	71	127	21	2	30	85	0	2	1	49	104	2	0	11
1997	TORONTO	.243	97	341	31	83	10	0	13	42	1	5	2	17	80	1	0	2
1998	Dunedin	.162	11	37	4	6	1	0	1	5	0	0	0	3	9	3	0	0
	Syracuse	.227	5	22	0	5	2	0	0	2	0	0	0	1	3	0	0	0
	TORONTO	.310	15	29	3	9	5	0	0	4	0	0	0	1	6	0	0	0
1999	CHICAGO-NL	.249	109	350	28	87	18	3	7	36	0	2	2	32	71	1	1	6
2000	CINCINNATI	.262	89	252	22	66	11	1	8	45	0	5	1	19	45	2	2	3
2001	SAN FRANCISCO	.262	133	477	39	125	25	4	6	45	7	6	2	23	78	5	4	5
2002	SAN FRANCISCO	.278	126	478	56	133	24	5	16	74	3	7	2	27	73	4	2	4
2003	SAN FRANCISCO	.279	108	401	53	112	21	2	11	56	0	2	2	29	69	0	1	5
Minor League Totals		.274	480	1746	220	479	92	18	46	279	12	14	7	88	308	42	11	61
A.L. Totals		.249	112	370	34	92	15	0	13	46	1	5	2	18	86	1	0	2
N.L. Totals		.264	1811	6383	705	1684	297	40	198	851	22	64	34	404	1149	89	67	146
Major League Totals		.263	1923	6753	739	1776	312	40	211	897	23	69	36	422	1235	90	67	148

1982 Signed by the San Diego Padres as non-drafted free agent Sept. 1.
 1992 Signed by the Florida Marlins as a Major League free agent, Dec. 16.
 1995 Signed by the Cincinnati Reds as a Major League free agent, April 17.
 1996 Signed by the Philadelphia Phillies as a Major League free agent, Jan. 30.
 1996 Signed by the Toronto Blue Jays as a Major League free agent, Dec. 9.
 1998 Signed by the Chicago Cubs as a Major League free agent, Dec. 10.
 2000 Signed by the Cincinnati Reds as a Major League free agent, Feb. 24.
 2001 Signed by the San Francisco Giants as a Major League free agent, March 19.
 2003 Signed by the Kansas City Royals as a Major League free agent, Dec. 11.

Santiago's All-Star Game Record

Year	Club, Site	AVG	G	AB	R	H	2B	3B	HR	RBI	SH	SF	HP	BB	SO	SB	CS	E
1989	N.L., Cal	.000	1	1	0	0	0	0	0	0	0	0	0	0	1	0	1	1
1990	N.L., Chi (NL)																	
1991	N.L., Tor	.000	1	3	0	0	0	0	0	0	0	0	0	0	1	0	0	0
1992	N.L., SD	.000	1	1	0	0	0	0	0	0	0	0	0	0	1	0	0	0
2002	N.L., Mil	.500	1	2	0	1	0	0	0	0	0	0	0	0	1	0	0	0
All-Star Totals		.143	4	7	0	1	0	0	0	0	0	0	0	0	4	0	1	1

Santiago's Division Series Record

Year	Club	AVG	G	AB	R	H	2B	3B	HR	RBI	SH	SF	HP	BB	SO	SB	CS	E
1995	Cin vs. LA	.333	3	9	2	3	0	0	1	3	0	1	0	3	3	0	0	0
2002	SF vs. Atl	.238	5	21	1	5	2	0	0	5	0	0	0	1	5	0	0	1
2003	SF vs. Fla	.182	4	11	0	2	0	0	0	1	0	0	0	1	2	0	0	0
LDS Totals		.244	12	41	3	10	2	0	1	8	1	1	0	5	10	0	0	1

Santiago's League Championship Series Record

Year	Club	AVG	G	AB	R	H	2B	3B	HR	RBI	SH	SF	HP	BB	SO	SB	CS	E
1995	Cin vs. Atl	.231	4	13	0	3	0	0	0	0	0	0	0	2	3	0	0	0
2002	SF vs. STL	.300	5	20	2	6	0	0	2	6	0	0	0	2	4	0	0	0
NLCS Totals		.273	9	33	2	9	0	0	2	6	0	0	0	4	7	0	0	0

Santiago's World Series Record

Year	Club	AVG	G	AB	R	H	2B	3B	HR	RBI	SH	SF	HP	BB	SO	SB	CS	E
2002	SF vs. Ana	.231	7	26	2	6	0	0	0	5	0	1	0	3	4	0	0	1

Santiago's Career Fielding

POSITION	PCT.	G	PO	A	E	TC	DP
Catcher	.987	1862	10545	942	150	11637	127
1st Base	.993	25	139	8	1	148	11
Outfield	--	2	0	0	0	0	0



Santiago's 2003 and Career Breakdown

2003					CAREER					
vs. American League	AVG.	AB	H	HR	RBI	AVG.	AB	H	HR	RBI
vs. Anaheim	-	-	-	-	-	.345	29	10	1	7
Baltimore	-	-	-	-	-	.111	36	4	0	1
Boston	-	-	-	-	-	.300	20	6	0	6
Chicago	.182	11	2	0	0	.228	57	13	2	6
Cleveland	-	-	-	-	-	.135	37	5	0	1
Detroit	.111	9	1	0	0	.256	43	11	2	6
Kansas City	.000	6	0	0	0	.281	32	9	2	4
Minnesota	.250	12	3	0	1	.276	58	16	3	8
New York	-	-	-	-	-	.259	54	14	1	2
Oakland	.400	15	6	0	2	.280	82	23	1	7
Seattle	-	-	-	-	-	.143	28	4	0	1
Tampa Bay	-	-	-	-	-	.188	16	3	1	6
Texas	-	-	-	-	-	.227	22	5	1	3
Toronto	-	-	-	-	-	.111	9	1	0	1
vs. National League	AVG.	AB	H	HR	RBI	AVG.	AB	H	HR	RBI
Arizona	.262	42	11	3	11	.274	215	59	6	39
Atlanta	.375	16	6	1	4	.262	534	140	25	79
Chicago	.067	15	1	0	1	.281	384	108	18	62
Cincinnati	.300	20	6	1	3	.249	481	120	12	54
Colorado	.238	42	10	1	6	.233	317	74	7	37
Florida	.286	14	4	1	4	.259	158	41	4	26
Houston	.222	18	4	0	3	.244	508	124	11	62
Los Angeles	.347	49	17	1	6	.238	629	150	20	90
Milwaukee	.412	17	7	1	4	.292	120	35	4	16
Montreal	.222	18	4	0	1	.261	421	110	9	54
New York	.421	19	8	0	4	.279	459	128	11	52
Philadelphia	.077	13	1	0	1	.249	390	97	9	43
Pittsburgh	.267	15	4	0	0	.308	438	135	16	68
St. Louis	.250	12	3	0	1	.268	399	107	11	43
San Diego	.368	38	14	2	4	.288	295	85	9	39
San Francisco	-	-	-	-	-	.288	482	139	25	74
Monthly	AVG.	AB	H	HR	RBI	AVG.	AB	H	HR	RBI
March/April	.293	75	22	3	10	.264	1033	273	37	143
May	.345	87	30	6	25	.257	1255	323	31	169
June	.235	81	19	1	5	.253	1056	267	23	116
July	.143	21	3	0	1	.262	980	257	31	119
August	.260	77	20	1	8	.266	1241	330	42	157
September/October	.300	60	18	0	7	.274	1188	326	47	193
Situational Hitting	AVG.	AB	H	HR	RBI	AVG.	AB	H	HR	RBI
Home	.282	188	53	2	20	.265	3393	900	95	452
Road	.277	213	59	9	36	.261	3360	876	116	445
Day	.227	88	20	3	9	.277	1792	496	55	242
Night	.294	313	92	8	47	.258	4961	1280	156	655
Natural Grass	.284	387	110	11	56	.263	4803	1265	148	636
Artificial Turf	.143	14	2	0	0	.262	1950	511	63	261
Before ASG	.289	256	74	10	41	.257	3673	945	99	455
After ASG	.262	145	38	1	15	.270	3080	831	112	442
vs. LHP	.290	100	29	4	12	.288	1922	554	71	272
vs. RHP	.276	301	83	7	44	.253	4831	1222	140	625
with RISP	.267	116	31	1	38	.252	1796	453	62	678
Bases Loaded	.276	29	8	0	14	.297	195	58	8	156
Pinch Hitter	.500	2	1	0	1	.338	80	27	1	23
Desig. Hitter	-	-	-	-	-	.333	3	1	0	0

Santiago's Career by Ballpark

Ballpark	AVG	AB	H	HR	RBI	Ballpark	AVG	AB	H	HR	RBI
Edison Field	.286	7	2	1	1	Cinergy Field	.282	529	149	22	89
Camden Yards	.143	14	2	0	1	Great American Ball Park	.385	13	5	1	3
Fenway Park	.000	3	0	0	0	Mile High Stadium	.265	34	9	1	5
U.S. Cellular Field	.207	29	6	0	0	Coors Field	.266	128	34	2	14
Jacobs Field	.130	23	3	0	0	Pro Player Stadium	.249	478	119	13	60
Tiger Stadium	.250	8	2	0	1	Astrodome	.250	224	56	5	26
Comerica Park	-	0	0	0	0	Minute Maid Park	.212	33	7	1	4
Kauffman Stadium	.118	17	2	0	0	Dodger Stadium	.252	310	78	13	52
Metrodome	.250	20	5	3	6	County Stadium	.306	36	11	2	7
Yankee Stadium	.295	44	13	1	2	Miller Park	.421	19	8	2	4
Network Associates Col.	.293	41	12	1	5	Olympic Stadium	.221	208	46	5	25
Kingdome	.143	14	2	0	1	Shea Stadium	.275	229	63	4	21
Safeco Field	.091	11	1	0	0	Veterans Stadium	.266	425	113	12	50
Tropicana Field	.111	9	1	0	2	Three Rivers Stadium	.297	192	57	6	25
Arlington Stadium	.143	7	1	0	1	PNC Park	.375	32	12	0	1
SkyDome	.260	200	52	7	29	Busch Stadium	.240	200	48	6	16
Bank One Ballpark	.279	122	34	2	20	Qualcomm Stadium	.265	1584	419	49	209
Atlanta-Fulton County	.270	215	58	14	41	3Com Park	.293	232	68	13	38
Turner Field	.250	48	12	2	7	Pacific Bell Park	.260	666	173	12	87
Wrigley Field	.266	349	93	11	44						

ROYALS REVIEW HISTORY RECORDS OPERATIONS MEDIA



43

RUDY SEANEZ

RIGHT-HANDED PITCHER

(NON-ROSTER)



Height, Weight:
5-11, 200

Bats/Throws:
Right/Right

Resides:
El Centro, Calif.

Birthdate (Age):
Oct. 20, 1968 (35)

Birthplace:
Brawley, Calif.

Acquired:
Signed as a minor league free agent, Feb. 12, 2004

Contract Status:
Signed through 2004

M.L. Service:
9 years, 13 days

Career Notes

- ▶ Has spent time with 10 Major League organizations, including a pair of stints with the Los Angeles Dodgers and Atlanta Braves.
- ▶ Owns a 17-17 career record with a 4.54 ERA in 284 Major League games, all relief appearances.

2003

- ▶ Opened the season with Oklahoma (Texas AAA)...went 0-1 with a 2.08 ERA in 5 games...was released by the Rangers on May 3.
- ▶ Was signed by the Boston Red Sox to a minor league contract on May 6 and assigned to Pawtucket (AAA)...went 2-2 with a 6.10 ERA in 17 games (20.2 IP, 14 ER).
- ▶ Had his contract purchased from Pawtucket on May 20...went 0-1 with a 6.23 ERA in 9 games for the Red Sox...was designated for assignment on June 29 and outrighted to the minors on July 2 and released on July 30.
- ▶ Signed a minor league contract with the Chicago Cubs on Aug. 2 and spent the remainder of the season with Iowa (AAA) where he went 1-2 with a 3.46 ERA in 13 games.

2002

- ▶ Appeared in 33 games in relief for the Rangers...spent 3 months on the disabled list with shoulder and back problems, the 4th consecutive season he has been on the D.L.
- ▶ Was placed on the 15-day Disabled List on June 4 (retroactive to May 30) with tendinitis in his right shoulder.
- ▶ Underwent surgery for a herniated disc on July 2 and was moved to the 60-day D.L. on July 5...went to Oklahoma on rehab on Aug. 24 and was activated on Sept. 2.
- ▶ Lost 1st 3 decisions before lone victory on Sept. 25 vs. Anaheim...was his 1st Major League victory since May 13, 2000 at Philadelphia, snapping an 8-game losing streak.
- ▶ Fanned a career high 5 batters on Sept. 19 at Seattle...averaged 10.9 strikeouts per 9 innings...held opposition to a .230 average.

2001

- ▶ Combined to go 0-2 with a 2.75 (36.0 IP, 11 ER) in 38 appearances with San Diego and Atlanta, matching the 2nd lowest ERA of his career.
- ▶ Held opponents to a .178 (23-129) average, the 2nd-lowest among all National League relievers with 30 or more appearances.

Seanez' Career Bests

Season:		
Wins	6	1999
ERA	2.66	1994
IP	53.2	1999
SO	50	1998
Win Streak	5	1999

Game Highs:

IP	4.0 – at Phi, 7/17/94
SO	5 – at Sea, 9/19/02

- ▶ Opened the season on the D.L. while continuing to rehab from right elbow surgery in June, 2000.
- ▶ Had contract purchased from Lake Elsinore by the Padres on May 31 and made his outing that night vs. Houston was his 1st in the Majors since June 12, 2000 at Pittsburgh.
- ▶ Was acquired by the Braves on Aug. 31 and had a 3.00 ERA (12 IP, 4 ER) in 12 appearances the rest of the season... worked 3 scoreless innings in 3 postseason outings, winning game 1 of the Division Series at Houston.

Career Highlights

- ▶ Began the 2000 season on the Braves D.L. with a strained muscle in his right shoulder...was activated on April 27 and did not allow an earned run (4.2 IP) in his 1st 6 games through May 10...was 2 for 3 in save opportunities...returned to D.L. on June 14 and had ligament transplant surgery in his right elbow on June 29, forcing him to miss the rest of the year.
- ▶ Set career highs for wins (6) and appearances (56) for Atlanta in 1999...pitched 10 scoreless innings in 1st 10 games through May 5 and posted a 2.16 ERA in 1st 42 outings through July 18...was placed on disabled list on Aug. 21 and had surgery to remove bone spur from right elbow on Sept. 21.
- ▶ Began the 1998 season at Richmond before joining the Braves for the rest of season on May 30...set career high for strikeouts (50), an average of 12.5 per 9 innings...won 4 straight decisions, July 5-Aug. 1...was 3-1 with a 2.22 ERA in his final 26 appearances...recorded a 4.50 ERA (4 IP, 2 ER) in 5 postseason games.
- ▶ Began the 1997 season year at New York Mets Norfolk club, pitching in 9 games before he was traded to Kansas City on May 30...made 3 starts, his 1st in non-rehab role since 1989.
- ▶ Saw action in just 20 games for Albuquerque in final year with Los Angeles organization in 1996...was disabled from May 25-Aug. 30 with a pulled right triceps muscle.
- ▶ Spent most of 1995 with the Dodgers, recording his 1st Major League save on April 25 at Florida...was on the D.L. from May 28-June 15 with a strained right groin muscle...was outrighted to the minors on Aug. 31.
- ▶ Began 1994 with 9 saves in 20 games at Albuquerque, including 5 straight outings, May 13-22...joined the Dodgers on June 10, earning 1st N.L. victory on June 30 vs. Philadelphia.
- ▶ Pitched in Colorado and San Diego systems in 1993...started the season on the Rockies D.L. while continuing rehab on back...made rehab assignments at Central Valley (June 16-July 4) and Colorado Springs (July 4-15)...was granted free agency on July 16 after refusing assignment to minors...signed with San Diego and pitched in 14 games at Las Vegas, holding opponent scoreless in final 5 games.
- ▶ Was purchased by the Padres on Sept. 7, 1992 and pitched in 3 games...was on the Los Angeles' D.L. for all of 1992 due to back condition known as spondylolysis, an abnormal vertebral fixation.
- ▶ Spent 1st 6 pro seasons in Cleveland organization...began 1991 on Indians' D.L. with back problems...was activated on April 28 and optioned to Colorado Springs...was sent to Canton-Akron on May 22 and fanned 73 in 38.1 innings to earn promotion to Cleveland on July 24...worked just 3 times before he was disabled from July 30-Sept. 2 with a strained groin muscle...pitched for Mexicali in Mexican winter league..
- ▶ Appeared in 24 games in 2 stints (May 22-July 29; Sept. 10-rest of year) with the Indians in 1990...earned his 1st Major League win on June 11 at Boston.
- ▶ Ranked 3rd in the Carolina League in strikeouts (149) and was 1st in walks (111) at Kinston in 1989...was purchased by Cleveland on Sept. 7, making his big league debut that night vs. Toronto.
- ▶ Started 22 games at Waterloo in 1988...spent most of the 1987 seson on Waterloo's disabled list (May 4-July 11; Aug. 9-29) with a strained right forearm.
- ▶ Began pro career at Burlington in 1986...pitched a 4-0, no-hit win on Aug. 2 vs. Pulaski.

Miscellaneous Notes

- ▶ Lettered in baseball and football at Brawley Union (Calif.) High School...graduated in 1986...hobbies are martial arts and weightlifting...Rudy and his wife, Dianna, have 2 daughters, Katrianna and Lilianna.



Seanez' Career Statistics

Year	Club	W-L	ERA	G	GS	CG	SHO	SV	IP	H	R	ER	HR	HB	BB	SO	WP	BK
1986	Burlington	5-2	3.20	13	12	1	1	0	76.0	59	37	27	5	3	32	56	6	0
1987	Waterloo	0-4	6.75	10	10	0	0	0	34.2	35	29	26	6	1	23	23	2	2
1988	Waterloo	6-6	4.69	22	22	1	1	0	113.1	98	69	59	10	6	68	93	14	2
1989	Kinston	8-10	4.14	25	25	1	0	0	113.0	94	66	52	0	5	*111	149	13	1
	Colorado Springs	0-0	0.00	1	0	0	0	0	1.0	1	0	0	0	0	0	0	0	0
	CLEVELAND	0-0	3.60	5	0	0	0	0	5.0	1	2	2	0	0	0	4	7	1
1990	Canton-Akrn	1-0	2.16	15	0	0	0	5	16.2	9	4	4	0	1	12	27	0	0
	CLEVELAND	2-1	5.60	24	0	0	0	0	27.1	22	17	17	2	1	25	24	5	0
	Colorado Springs	1-4	6.75	12	0	0	0	1	12.0	15	10	9	2	0	10	7	3	0
1991	Colorado Springs	0-0	7.27	16	0	0	0	0	17.1	17	14	14	2	1	22	19	5	0
	Canton-Akrn	4-2	2.58	25	0	0	0	7	38.1	17	12	11	2	1	30	73	1	0
	CLEVELAND	0-0	16.20	5	0	0	0	0	5.0	10	12	9	2	0	7	7	2	0
1992																		
1993																		
	Central Valley	0-2	9.72	5	1	0	0	0	(Injured - Did Not Play)	9	9	9	0	0	11	7	1	0
	Colorado Springs	0-0	9.00	3	0	0	0	0	3.0	3	3	3	1	0	1	5	0	0
	Las Vegas	0-1	6.41	14	0	0	0	0	19.2	24	15	14	2	0	11	14	7	1
	SAN DIEGO	0-0	13.50	3	0	0	0	0	3.1	8	6	5	1	0	2	1	0	0
1994	Albuquerque	2-1	5.32	20	0	0	0	9	22.0	28	14	13	3	0	13	26	8	0
	LOS ANGELES	1-1	2.66	17	0	0	0	0	23.2	24	7	7	2	1	9	18	3	0
1995	LOS ANGELES	1-3	6.75	37	0	0	0	3	34.2	39	27	26	5	1	18	29	0	0
	San Bernardino	2-0	0.00	4	0	0	0	1	6.0	2	0	0	0	0	3	5	0	0
1996	Albuquerque	0-2	6.52	20	0	0	0	6	19.1	27	18	14	0	1	11	20	3	0
1997	Norfolk	1-0	4.09	9	0	0	0	0	13.1	12	8	6	1	0	11	17	0	0
	Omaha	2-5	6.51	28	3	0	0	0	47.0	53	42	34	13	2	25	46	2	0
1998	Richmond	2-0	1.29	16	0	0	0	7	21.0	13	9	3	1	0	7	33	1	0
	ATLANTA	4-1	2.75	31	0	0	0	2	36.0	25	13	11	2	1	16	50	2	0
1999	ATLANTA	6-1	3.35	56	0	0	0	3	53.2	47	21	20	3	1	21	41	3	0
2000	Greenville	0-0	0.00	2	1	0	0	0	2.0	2	0	0	0	0	0	3	0	0
	ATLANTA	2-4	4.29	23	0	0	0	2	21.0	15	11	10	3	1	9	20	0	0
2001	Lake Elsinore	2-0	2.08	7	0	0	0	0	8.2	7	3	2	1	0	2	8	0	0
	SAN DIEGO	0-2	2.63	26	0	0	0	1	24.0	15	8	7	3	1	15	24	1	0
	ATLANTA	0-0	3.00	12	0	0	0	0	12.0	8	4	4	1	0	4	17	3	0
2002	TEXAS	1-3	5.73	33	0	0	0	0	33.0	28	25	21	5	0	24	40	6	0
	Oklahoma	0-0	4.50	4	0	0	0	0	4.0	4	2	2	0	0	0	3	0	0
2003	Oklahoma	0-1	2.08	5	0	0	0	0	4.1	3	4	1	0	0	0	5	7	2
	Pawtucket	2-2	6.10	17	0	0	0	3	20.2	20	14	14	5	0	10	24	2	0
	BOSTON	0-1	6.23	9	0	0	0	0	8.2	11	7	6	2	0	6	9	3	0
	Iowa	1-2	3.46	13	0	0	0	2	13.0	12	10	5	1	0	9	13	0	0
	Minor League Totals	39-44	4.57	306	74	3	2	41	634.2	564	392	322	55	21	427	678	70	7
	N.L. Totals	14-12	3.89	208	0	0	0	11	208.1	181	97	90	20	6	94	200	12	0
	A.L. Totals	3-5	6.27	76	0	0	0	0	79.0	72	63	55	11	1	66	87	17	1
	Major League Totals	17-17	4.54	284	0	0	0	11	287.1	253	160	145	31	7	160	287	29	1

- 1986 Selected by the Cleveland Indians in the 4th round of the June Free Agent Draft...signed June 7.
- 1991 Traded by the Cleveland Indians to the Los Angeles Dodgers for LHP Dennis Cook and RHP Mike Christopher, Dec. 11.
- 1992 Selected by the Colorado Rockies in the Major League Expansion Draft, Nov. 17.
- 1993 Signed by the San Diego Padres as a free agent, July 22.
- 1994 Signed by the Los Angeles Dodgers as a free agent, Jan. 14.
- 1997 Signed by the New York Mets as a free agent, Jan. 14.
- Traded by the New York Mets to the Kansas City Royals for future considerations, May 30.
- Signed by the Atlanta Braves as a free agent, Dec. 15.
- 2001 Signed by the San Diego Padres, Feb. 25.
- Claimed on waivers by the Atlanta Braves from the San Diego Padres, Aug. 31.
- 2002 Signed by the Texas Rangers as a free agent, Feb. 1.
- Signed by the Texas Rangers as a free agent, Dec. 15.
- 2003 Signed by the Boston Red Sox as a free agent, May 6.
- Signed by the Chicago Cubs as a free agent, Aug. 2.
- 2004 Signed by the Kansas City Royals as a free agent, Feb. 12.

Seanez' M.L. Batting Totals

	AVG.	AB	H	HR	RBI
M.L. Totals	.000	4	0	0	0

Seanez' Career Fielding

POSITION	PCT.	G	PO	A	E	TC	DP
Pitcher	.978	284	22	22	1	45	0

Seanez' Division Series Record

Year	Club, Opp.	W-L	ERA	G	GS	CG	SHO	SV	IP	H	R	ER	HR	HB	BB	SO
1988	Atl., Chi.	0-0	0.00	1	0	0	0	0	1.0	0	0	0	0	0	0	0
2001	Atl., Hou.	1-0	0.00	1	0	0	0	0	1.0	0	0	0	0	0	1	0
LDS Totals		1-0	0.00	2	0	0	0	0	2.0	0	0	0	0	0	1	0

Seanez' League Championship Series Record

Year	Club, Opp.	W-L	ERA	G	GS	CG	SHO	SV	IP	H	R	ER	HR	HB	BB	SO
1998	Atl., SD	0-0	6.00	4	0	0	0	0	3.0	2	2	2	0	0	1	4
2001	Atl., Ariz.	0-0	0.00	2	0	0	0	0	2.0	1	0	0	0	0	3	3
LCS Totals		0-0	3.60	6	0	0	0	0	5.0	3	2	2	0	0	4	4

ROYALS BEYOND THE BATTERS' BOX: SEANEZ'S DEBUTS MEDIA



Seanez' Career Fielding

POSITION	PCT.	G	PO	A	E	TC	DP
Pitcher	.978	284	22	22	1	45	0

Seanez' M.L. Batting Totals

	AVG.	AB	H	HR	RBI
M.L. Totals	.000	4	0	0	0

Seanez' 2003 and Career Breakdown

		2003							CAREER						
vs. American League	W-L	S	ERA	G	IP	H	ER	W-L	S	ERA	G	IP	H	ER	
vs. Anaheim	-	-	-	-	-	-	-	1-0	0	5.40	8	6.2	8	4	
Baltimore	-	-	-	-	-	-	-	0-0	0	7.71	4	4.2	6	4	
Boston	-	-	-	-	-	-	-	3-1	1	4.46	9	9.2	7	5	
Chicago	0-0	0	9.00	2	1.0	2	1	0-0	0	14.54	6	4.1	8	7	
Cleveland	0-0	0	4.50	1	2.0	2	1	0-0	0	3.60	4	5.0	4	2	
Detroit	-	-	-	-	-	-	-	0-2	0	6.35	6	5.2	6	4	
Kansas City	-	-	-	-	-	-	-	0-0	0	0.00	1	0.2	0	0	
Minnesota	-	-	-	-	-	-	-	0-0	0	16.88	3	2.2	3	5	
New York	0-0	0	6.75	2	1.1	2	1	0-0	0	1.17	7	7.2	5	1	
Oakland	-	-	-	-	-	-	-	0-1	0	6.23	13	13.0	11	9	
Seattle	-	-	-	-	-	-	-	1-1	0	4.86	14	16.2	14	9	
Texas	-	-	-	-	-	-	-	0-0	0	0.00	1	1.0	0	0	
Toronto	-	-	-	-	-	-	-	0-0	0	7.84	10	10.1	10	9	
vs. National League	W-L	S	ERA	G	IP	H	ER	W-L	S	ERA	G	IP	H	ER	
vs. Arizona	-	-	-	-	-	-	-	0-0	0	1.80	5	5.0	2	1	
Atlanta	-	-	-	-	-	-	-	0-1	0	14.73	6	3.2	9	6	
Chicago	-	-	-	-	-	-	-	0-1	0	2.70	13	13.1	8	4	
Cincinnati	-	-	-	-	-	-	-	2-1	0	2.03	10	13.1	10	3	
Colorado	-	-	-	-	-	-	-	0-0	1	4.40	15	14.1	15	7	
Florida	0-0	0	0.00	1	1.0	1	0	1-1	2	3.31	19	16.1	10	6	
Houston	-	-	-	-	-	-	-	1-2	1	7.43	14	13.1	13	11	
Los Angeles	-	-	-	-	-	-	-	0-1	1	4.35	11	10.1	11	5	
Milwaukee	0-0	0	0.00	1	2.0	0	0	2-0	2	1.10	14	16.1	8	2	
Montreal	-	-	-	-	-	-	-	0-0	0	1.59	10	11.1	8	2	
New York	-	-	-	-	-	-	-	1-1	0	4.85	13	13.0	16	7	
Philadelphia	0-1	0	99.99	1	0.0	1	1	3-3	1	6.11	18	17.2	18	12	
Pittsburgh	-	-	-	-	-	-	-	0-0	0	3.72	12	9.2	8	4	
St. Louis	0-0	0	13.50	1	1.1	3	2	1-0	1	1.86	9	9.2	10	2	
San Diego	-	-	-	-	-	-	-	0-1	0	3.00	12	12.0	9	4	
San Francisco	-	-	-	-	-	-	-	1-0	1	5.19	14	17.1	15	10	
Monthly	W-L	S	ERA	G	IP	H	ER	W-L	S	ERA	G	IP	H	ER	
March/April	-	-	-	-	-	-	-	1-2	3	2.92	25	24.2	20	8	
May	0-0	0	5.40	3	3.1	4	2	4-4	3	5.00	57	54.0	49	30	
June	0-1	0	6.75	6	5.1	7	4	4-6	3	3.65	61	66.2	58	27	
July	-	-	-	-	-	-	-	5-2	1	4.65	60	62.0	53	32	
August	-	-	-	-	-	-	-	2-2	1	4.76	41	39.2	37	21	
September/October	-	-	-	-	-	-	-	1-1	0	6.03	40	40.1	36	27	
Situational Pitching	W-L	S	ERA	G	IP	H	ER	W-L	S	ERA	G	IP	H	ER	
Home	0-0	0	6.75	4	5.1	7	4	8-5	3	4.58	129	135.2	117	69	
Road	0-0	0	5.40	5	3.1	4	2	9-12	8	4.51	155	151.2	136	76	
Before ASG	0-1	0	6.23	9	8.2	11	6	11-13	9	4.24	158	159.1	139	75	
After ASG	-	-	-	-	-	-	-	6-4	2	4.92	126	128.0	114	70	
Starter	-	-	-	-	-	-	-	-	-	-	-	-	-	-	
Reliever	0-1	0	6.23	9	8.2	11	6	17-17	11	4.54	284	287.1	253	145	

Seanez' Career by Ballpark

Ballpark	W-L	S	ERA	G	IP	ER	Ballpark	W-L	S	ERA	G	IP	ER
Edison Field	0-0	0	3.00	3	3.0	1	Turner Field	5-1	3	2.30	99	58.2	15
Memorial Stadium	0-0	0	0.00	2	2.2	0	Wrigley Field	0-1	0	4.05	7	6.2	3
Camden Yards	0-0	0	18.00	1	1.0	2	Cinergy Field	2-0	0	1.17	5	7.2	1
Fenway Park	2-0	0	5.63	7	8.0	5	Mile High Stadium	0-0	0	0.00	2	1.1	0
Comiskey Park	0-0	0	27.00	2	1.2	5	Coors Field	0-0	1	9.64	7	4.2	5
U.S. Cellular Field	0-0	0	9.00	2	1.0	1	Pro Player Stadium	1-1	2	4.50	15	12.0	6
Cleveland Stadium	0-0	0	9.33	16	18.1	19	Astrodome	0-0	1	3.86	5	4.2	2
Jacobs Field	0-0	0	0.00	1	1.0	0	Minute Maid Park	0-2	0	13.50	3	2.2	4
Tiger Stadium	0-1	0	13.50	2	1.1	2	Dodger Stadium	2-0	1	3.18	31	44.0	12
Comerica Park	0-1	0	9.00	2	2.0	2	County Stadium	2-0	1	2.08	7	8.2	2
Kauffman Stadium	0-0	0	0.00	1	0.2	0	Miller Park	0-0	0	0.00	2	3.0	0
Metrodome	0-0	0	0.00	1	1.0	0	Olympic Stadium	0-0	0	2.16	7	8.1	2
Yankee Stadium	0-0	0	0.00	2	1.1	0	Shea Stadium	0-1	0	7.50	6	6.0	5
Network Associates	0-0	0	2.70	6	6.2	2	Veterans Stadium	1-3	1	7.15	11	11.1	9
Kingdome	1-0	0	2.45	4	3.2	1	Three Rivers	0-0	0	0.00	3	2.2	0
SAFECO Field	0-0	0	3.38	4	5.1	2	PNC Park	0-0	0	10.80	2	1.2	2
Tropicana Field	0-0	0	0.00	1	0.2	0	Busch Stadium	0-0	1	0.00	4	5.0	0
Ballpark in Arlington	1-2	0	7.04	17	15.1	12	Qualcomm Stadium	0-3	0	6.75	17	17.1	13
SkyDome	0-0	0	3.00	3	3.0	1	3Com Park	0-0	0	7.88	7	8.0	7
Bank One Ballpark	0-0	0	0.00	4	4.0	0	Pacific Bell Park	0-0	0	0.00	1	1.0	0
Atlanta-Fulton	0-1	0	54.00	2	0.1	2							

ROYALS REVIEW HISTORY RECORDS OPERATIONS MEDIA



JIMMY SERRANO

RIGHT-HANDED PITCHER

(NON-ROSTER)



65

Height, Weight:
5-10, 170

Bats/Throws:
Right/Right

Resides:
Grand Junction, Colo.

Birthdate (Age):
May 9, 1976 (27)

Birthplace:
Grand Junction, Colo.

Acquired:
Obtained from the New York Mets in exchange for a player to be named later, July 5, 2003

Contract Status:
Signed through 2004

M.L. Service:
0 days (Rookie)

2003

- ▶ Combined to go 4-4 with 3 saves and a 2.69 ERA in 46 relief appearances in 2003.
- ▶ Opened the season with Norfolk, the New York Mets Triple-A affiliate...posted a 1-2 record with a 2.39 ERA (49.0 IP, 13 ER) in 27 relief appearances for Norfolk...he allowed just 19 walks and struck out 47 batters.
- ▶ Was traded to the Royals for a player to be named later on July 5 and spent the remainder of the season with Omaha (AAA).
- ▶ Turned in a 3-2 mark with 3 saves and a 3.21 ERA (28.0 IP, 10 ER) in 19 games for the O-Royals...was impressive on the road for Omaha, going 1-0 with 2 saves and a 1.08 ERA (8.1 IP, 1 ER).
- ▶ Pitched a season-high 3.0 innings on 3 occasions during his Norfolk stint.

Minor League Notes

- ▶ Obtained by the New York Mets from Montreal along with OF Jason Bay in exchange for shortstop Lou Collier, March, 27, 2002, and spent the 2002 season with Norfolk.
- ▶ Spent most of the 2001 season at Harrisburg, ranking 4th in the Eastern League in strikeouts per 9 innings pitched (12.24) for relievers, 4th in saves (20) and 5th in batting average against (.160) for relievers.
- ▶ Collected 16 saves for Harrisburg in 2000, ranking 4th in the Eastern League...also appeared in 55 games to rank 3rd in the league.
- ▶ In 1999, finished 2nd in the Florida State League in strikeouts per 9 innings pitched (12.24) for relief pitchers and 3rd in batting average against (.168) for relief pitchers.
- ▶ Selected by the Montreal Expos in the 18th round of the 1998 June Free Agent Draft...signed by Stanley Scott (Expos).

Miscellaneous Notes

- ▶ **James Serrano** attended the University of New Mexico.

YEAR	CLUB	W-L	ERA	G	GS	CG	SHO	SV	IP	H	R	ER	HR	HB	BB	SO	WP	BK
1998	Vermont	0-0	1.17	7	0	0	0	5	72	3	1	1	0	0	1	12	1	0
	Cape Fear	2-0	3.65	15	0	0	0	3	24.2	22	11	10	2	1	15	29	5	0
1999	Jupiter	8-5	2.13	44	1	0	0	8	93.0	59	25	22	4	7	27	118	8	0
2000	Harrisburg	4-5	4.20	55	0	0	0	16	75.0	64	39	35	6	7	43	80	6	0
2001	Harrisburg	6-3	2.18	47	0	0	0	20	53.2	30	20	13	4	0	24	73	0	0
	Ottawa	0-1	4.50	9	0	0	0	0	8.0	11	5	4	0	1	6	11	1	0
2002	Norfolk	8-6	4.01	53	0	0	0	3	74.0	88	40	33	3	4	31	76	1	0
2003	Norfolk	1-2	2.39	27	0	0	0	0	49.0	38	13	13	2	1	19	47	2	0
	Omaha	3-2	3.21	19	0	0	0	3	28.0	25	12	10	2	1	11	28	1	0
	Minor League Totals	32-24	3.07	276	1	0	0	58	413.0	340	166	141	23	22	177	474	25	0

1998 Selected by the Montreal Expos in 18th round of the June Free Agent Draft...signed by Stanley Scott, June 10.
 2002 Obtained by the New York Mets from the Montreal Expos with OF Jason Bay for SS Lou Collier, March 27.
 2003 Contract purchased by the Royals from the Mets, July 5.

ROYALS MEDIA GUIDE



RICK SHORT

INFIELDER
(NON-ROSTER)



69

2003

Height, Weight:
6-0, 200

Bats/Throws:
Right/Right

Resides:
Peoria, Ill.

Birthdate (Age):
Dec. 6, 1972 (31)

Birthplace:
Elgin, Ill.

Acquired:
Signed as a minor league free agent, Dec. 15, 2003

Contract Status:
Signed through 2004

M.L. Service:
0 days (Rookie)

- ▶ Had an outstanding season with the Chiba Lotte Marines in the Japanese Pacific League...hit .303 in 127 games with 32 doubles, 12 home runs and 58 RBI...Lotte finished the season with a 68-69 record and finished 4th in the division.
- ▶ Ranked 9th in the Pacific League in doubles...hit .328 (40-122) with runners in scoring position.
- ▶ Recorded a .362 on-base percentage and a .447 slugging percentage...also drew 39 walks.

Minor League Notes

- ▶ Spent his 1st 7 seasons as a member of the Orioles organization...named to the 2000 Eastern League midseason All-Star team...ranked 2nd in the league in doubles (39) and average (.331)...was 5th in hits (148).
- ▶ Ranked 6th in the Eastern League in 1999 with a .314 average for Bowie (AA).
- ▶ Won the 1997 Carolina League batting title (.319) and was a midseason and postseason All-Star...was the toughest batter to strike out in the league (1 per 12.23 AB)...ranked 2nd in hits (153).
- ▶ Was a 1996 Carolina League midseason All-Star...ranked 2nd in the league in hits (148), 2nd in doubles (33) and 3rd in average (.312).
- ▶ Selected by Baltimore in 33rd round of the 1994 draft...was signed by Fred Peterson...finished 2nd in the Appalachian league in hits (69) and 6th in average (.301).

Miscellaneous Notes

- ▶ **Richard Ryan Short** graduated from Elgin (Ill.) Larking High School in 1991...received a bachelor's degree in law enforcement with a minor in sociology from Western Illinois University in 1998.

Year	Club	AVG	G	AB	R	H	2B	3B	HR	RBI	SH	SF	HP	BB	SO	SB	CS	E
1994	Bluefield	.301	64	229	39	69	8	0	4	35	0	2	2	22	23	4	6	14
1995	Frederick	.077	5	13	1	1	0	0	0	2	0	0	0	1	2	1	0	1
	Bluefield	.282	11	39	9	11	2	0	2	12	0	1	1	2	1	2	1	2
	High Desert	.418	29	98	14	41	3	0	4	12	0	0	2	10	5	1	2	7
1996	Frederick	.312	126	474	68	148	33	0	3	54	5	4	5	29	44	12	7	33
1997	Frederick	*.319	126	480	73	153	29	1	10	72	7	1	12	38	44	10	7	22
1998	Bowie	.230	34	87	12	20	4	0	2	18	1	4	0	13	18	0	0	2
	Frederick	.308	59	221	36	68	14	0	6	28	1	3	8	18	29	3	2	3
	Rochester	.176	13	34	3	6	1	0	1	4	0	1	1	4	4	0	0	0
1999	Bowie	.314	112	392	60	123	19	0	16	62	0	5	9	43	48	6	1	7
2000	Bowie	.331	116	447	63	148	39	1	9	82	0	8	8	44	54	3	3	7
	Rochester	.243	13	37	3	9	1	0	1	3	0	0	2	4	4	0	0	2
2001	West Tennessee	.263	8	19	5	5	0	0	0	0	0	0	1	5	1	0	1	0
	Iowa	.275	105	313	38	86	19	1	5	34	5	1	3	22	42	2	1	8
2002	Salt Lake	.356	105	410	71	146	29	2	7	68	0	4	9	23	43	3	2	5
2003	Chiba Lotte	.303	127	472	61	143	32	0	12	58	0	2	6	39	60	3	3	9
Japanese League Totals		.303	127	472	61	143	32	0	12	58	0	2	6	39	60	3	3	9
Minor League Totals		.314	926	3293	495	1034	201	5	70	486	19	34	63	278	362	47	33	113

* Led League

- 1994 Selected by the Baltimore Orioles in the 33rd round of the June Free Agent draft...signed by Fred Peterson.
- 2000 Signed by the Chicago Cubs as a minor league free agent, Nov. 2.
- 2001 Signed by the Anaheim Angels as a minor league free agent, Dec. 7.
- 2003 Signed by the Kansas City Royals as a minor league free agent, Dec. 15.



KYLE SNYDER

RIGHT-HANDED PITCHER



36

Height, Weight:
6-8, 220

Bats/Throws:
Switch/Right

Resides:
Sarasota, Fla.

Birthdate (Age):
Sept. 9, 1977 (26)

Birthplace:
Houston, Texas

Acquired:
Selected in 1st round (7th overall) of 1999 June Free Agent Draft

Contract Status:
Signed through 2004

M.L. Service:
149 days

2003

- ▶ Joined KC on May 1 after making 5 starts for Omaha (AAA)...was 3-0 with a 2.79 ERA before joining the Royals.
- ▶ Went 1-6 with a 5.17 ERA in 15 starts in his 1st season at the big league level...struck out 39 in 85.1 innings.
- ▶ At 6-feet-8, is the tallest player to ever play for the Royals...8 other KC players stood at 6-feet-7 (Rich Gale, Dennis Rasmussen, John Davis, Bob Scanlan, Jerry Spradlin, Jim Pittsley, George Throop, Blake Stein and Graeme Lloyd).
- ▶ Made his M.L. debut in Boston on May 1 and got a no decision (5.0 IP, 3 R, 1 ER) in KC's 6-5 loss.
- ▶ Posted a 4.14 ERA for the month of May and did not earn a victory in his 6 starts during the month...averaged just 3.41 runs per start from the offense in May...struck out a career-high 6 in 7.0 innings at Oakland on May 23.
- ▶ Picked up his 1st career victory at Los Angeles on June 4...went 6.0 innings and allowed just 1 run on 3 hits while striking out 4 in the Royals 2-1 victory.
- ▶ Threw a season-best 7.1 innings at Cleveland on June 25... allowed 6 hits and 1 ER in 1 of his best outings of the season but earned a no-decision in the Royals 3-1, 10-inning win.
- ▶ Was placed on the 15-day D.L. on July 3 with soreness in his right shoulder...was 1-4 with a 4.62 ERA at the All-Star break.
- ▶ Activated off of the D.L. on July 21 to start against the A's...went 7.0 innings in the game and gave up 3 hits and 1 run...left with the game tied, 1-1, and did not factor in KC's 6-1 loss as Oakland scored 5 in the 9th.
- ▶ Placed on the 15-day D.L. on Aug. 6 with right shoulder stiffness...was transferred to the 60-day D.L. on Sept. 2...missed the final 51 games of the season...underwent surgery right shoulder arthroscopy on Sept. 3 (Dr. James Andrews).

2002

- ▶ Made 21 starts, compiling a combined 2-4 record at Wilmington (A) and Wichita (AA)...allowed 70 hits and 28 ER in 74.0 innings of work for a 3.41 ERA on the season.
- ▶ Walked just 18 batters on the season (2.2 per 9 innings) while recording 66 strikeouts (8.0 per 9).
- ▶ Began the season at Wilmington where he made 15 limited starts ...threw 4 consecutive outings without allowing a run, a span of 13.0 innings from April 16-May 3.
- ▶ Was promoted to Wichita on Aug. 1 and made 6 starts...threw a season-high 6.0 innings vs. San Antonio on Aug. 12.
- ▶ Was named the 7th-best prospect in the organization by *Baseball America* for the 2003 season.

Snyder's Career Bests	
Season:	
Wins	1 2003
ERA	5.17 2003
IP	85.1 2003
SO	39 2003
Win Streak	1 2003
Game Highs:	
IP	7.1 - at Cle, 6/25/03
Low Hit	3 - vs. Oak, 7/21/03 (7 IP)
SO	6 - at Oak, 5/23/03

Minor League Notes

- ▶ Snyder spent the 2001 season recovering from Tommy John surgery...pitched in simulated games and threw 1.0 inning in the Florida Instructional League.
- ▶ Pitched in only 2 games during the 2000 season after experiencing elbow soreness...had a transposition of the ulnar nerve in his right elbow on June 9...during a rehab start he tore his ulnar collateral ligament and underwent Tommy John surgery, which was performed by Dr. James Andrews on Sept. 7, 2000.
- ▶ Was selected by the Royals in the 1st round (7th overall) of the 1999 June Free Agent Draft...entered the draft after his junior season at the University of North Carolina.
- ▶ Selected as the top prospect in the Northwest League by *Baseball America* in 1999.
- ▶ Was named the top prospect in the summer Cape Cod League in 1998.

Miscellaneous Notes

- ▶ **Kyle Ehren Snyder** is single...graduated from Riverview High School in Sarasota, Fla., in 1996...lettered in baseball, basketball, swimming and golf.
- ▶ Drafted by Tampa Bay in the 27th round of 1996 June Free Agent Draft but did not sign.
- ▶ Attended the University of North Carolina...was 7-5 with a 3.82 ERA in 15 starts as a junior, fanning 102 batters in 96.2 innings...participated in the 2004 Royals Caravan.

Snyder's Career Statistics

Year	Club	W-L	ERA	G	GS	CG	SHO	SV	IP	H	R	ER	HR	HB	BB	SO	WP	BK
1999	Spokane	1-0	4.13	7	7	0	0	0	24.0	20	13	11	1	2	7	25	1	0
2000	Gulf Coast	0-0	0.00	1	1	0	0	0	2.0	1	0	0	0	0	0	4	0	0
	Wilmington	0-0	0.00	1	1	0	0	0	0.0	0	1	0	0	0	1	0	0	0
2001									(Injured - Did Not Pitch)									
2002	Wilmington	0-2	2.98	15	15	0	0	0	48.1	49	19	16	1	5	11	48	2	0
	Wichita	2-2	4.21	6	6	0	0	0	25.2	21	12	12	4	1	7	18	3	0
2003	Omaha	3-0	2.79	5	5	0	0	0	29.0	28	9	9	3	1	6	15	0	0
	KANSAS CITY	1-6	5.17	15	15	0	0	0	85.1	94	52	49	11	2	21	39	4	0
	Arizona (Rookie)	0-0	4.50	1	1	0	0	0	2.0	3	1	1	0	0	0	1	0	0
	Wichita	0-0	0.00	1	1	0	0	0	5.0	2	0	0	0	1	0	2	0	0
	Minor League Totals	6-4	3.24	37	37	0	0	0	136.0	124	55	49	9	10	32	113	6	0
	Major League Totals	1-6	5.17	15	15	0	0	0	85.1	94	52	49	11	2	21	39	4	0

1999 Selected by the Kansas City Royals in the 1st round (7th overall) of the June Free Agent Draft...signed by Paul Faulk.

Snyder's 2003 and Career Breakdown

	2003								CAREER							
	W-L	S	ERA	G	IP	H	ER		W-L	S	ERA	G	IP	H	ER	
vs. American League																
vs. Boston	0-0	0	4.63	2	11.2	10	6		0-0	0	4.63	2	11.2	10	6	
vs. Chicago	0-1	0	11.25	2	8.0	12	10		0-1	0	11.25	2	8.0	12	10	
Cleveland	0-0	0	3.97	2	11.1	13	5		0-0	0	3.97	2	11.1	13	5	
Detroit	0-1	0	7.50	1	6.0	7	5		0-1	0	7.50	1	6.0	7	5	
Minnesota	0-1	0	6.97	2	10.1	15	8		0-1	0	6.97	2	10.1	15	8	
Oakland	0-2	0	3.20	3	19.2	19	7		0-2	0	3.20	3	19.2	19	7	
Toronto	0-1	0	5.68	1	6.1	8	4		0-1	0	5.68	1	6.1	8	4	
vs. National League																
vs. Arizona	0-0	0	4.50	1	6.0	7	3		0-0	0	4.50	1	6.0	7	3	
Los Angeles	1-0	0	1.50	1	6.0	3	1		1-0	0	1.50	1	6.0	3	1	
Monthly																
May	0-3	0	4.14	6	37.0	39	17		0-3	0	4.14	6	37.0	39	17	
June	1-1	0	5.27	5	27.1	33	16		1-1	0	5.27	5	27.1	33	16	
July	0-1	0	5.21	3	19.0	17	11		0-1	0	5.21	3	19.0	17	11	
August	0-1	0	22.50	1	2.0	5	5		0-1	0	22.50	1	2.0	5	5	
Situational Pitching																
Home	0-3	0	6.50	8	45.2	53	33		0-3	0	6.50	8	45.2	53	33	
Road	1-3	0	3.63	7	39.2	41	16		1-3	0	3.63	7	39.2	41	16	
Before ASG	1-4	0	4.62	11	64.1	72	33		1-4	0	4.62	11	64.1	72	33	
After ASG	0-2	0	6.86	4	21.0	22	16		0-2	0	6.86	4	21.0	22	16	
Starter	1-6	-	5.17	15	85.1	94	49		1-6	-	5.17	15	85.1	94	49	

Snyder's Career by Ballpark

Ballpark	W-L	S	ERA	G	IP	ER	Ballpark	W-L	S	ERA	G	IP	ER
Fenway Park	0-0	0	1.80	1	5.0	1	Kauffman Stadium	0-3	0	6.50	8	45.2	33
U.S. Cellular Field	0-1	0	22.50	1	2.0	5	Metrodome	0-0	0	1.42	1	6.1	1
Jacobs Field	0-0	0	1.23	1	7.1	1	Network Associates	0-1	0	2.57	1	7.0	2
Comerica Park	0-1	0	7.50	1	6.0	5	Dodger Stadium	1-0	0	1.50	1	6.0	1



MATT STAIRS

OUTFIELDER



Height, Weight:
5-9, 210

Bats/Throws:
Left/Right

Resides:
Bangor, Maine

Birthdate (Age):
Feb. 27, 1968 (36)

Birthplace:
St. John, New Brunswick

Acquired:
Signed as a Major League
Free Agent, Dec. 9, 2003

Contract Status:
Signed through 2004

M.L. Service:
8 years, 77 days

2003

- ▶ Spent the season with Pittsburgh after signing as a free agent on Dec. 18, 2002...posted his highest batting average (.292) since 1998 (.294).
- ▶ Finished 2nd on the club in home runs (20) and 4th in RBI (57)...recorded his 4th 20-HR campaign and 1st since 2000.
- ▶ Went 2-for-4 with a run scored in his debut with the Pirates on April 2 at Cincinnati and knocked in his 1st run on April 22 vs. San Francisco.
- ▶ Went 6-for-14 (.429) with 3 RBI from April 22-29...had 1 hit in 22 at bats from April 30 through May 8.
- ▶ Hit a 461-ft solo home run on April 5 at Houston, the longest home run in Minute Maid Park history.
- ▶ Posted 1 extra-base hit in 18 games from April 29-May 18 and scored just 1 run in 22 contests from April 23-May 18...hit just .086 (3-for-35) in May.
- ▶ Was placed on the 15-day D.L. on May 22 (retro to May 19) with a sprained ulnar collateral ligament in his left middle finger...went 3-for-18 with 2 home runs during a 7-game rehab assignment with Nashville from June 1-8.
- ▶ Was reinstated from the D.L. on June 9...hit his 6th career pinch-hit home run on June 12 at Toronto...batted .415 (22-for-53) with 6 doubles, 6 homers and 13 RBI in his 1st 20 games after returning to the Pirates.
- ▶ Homered in consecutive games on June 29 vs. Colorado and July 1 vs. Cincinnati...also drove in 4 runs on June 29...batted .413 (19-for-46) in 13 games during the month of June.
- ▶ Hit .457 (16-for-35) in 13 games at PNC Park from May 15 through July 3...hit 5 HRs over an 18 at-bat span from June 27-July 3.
- ▶ Went deep twice on July 3 vs. Cincinnati, his 9th career multi-homer game.
- ▶ Hit .432 (19-for-44) in 19 games from July 18-Aug. 12...bounced a home run into the Allegheny River on July 21 vs. Houston (also homered into the river while playing with the Cubs on 9/24/01)...homered in the next game on July 23 at Montreal.
- ▶ Appeared in his 1,000th career game on July 28 at St. Louis, becoming the 11th Canadian-born player to amass 1,000 games played.
- ▶ Hit .365 (23-for-63) with a monthly-best 7 HRs and 15 RBI in July...left game on Aug. 1 vs. Colorado with a strained right hamstring.

Stairs' Career Bests

Season:		
Avg	.298	1997
Hits	154	1998
HR	38	1999
RBI	106	1998
SB	5	2000
Hit Streak	25	1999

Game Highs:

Hits	4 - 2 times
	vs. SF, 6/22/98
	at Min, 6/14/00
Home Runs	2 - 9 times
	Last: vs. Cin, 7/3/03
RBI	6 - 2 times
	Last: vs. Chi (AL), 5/9/98
Grand Slams	1 - 7 times
	Last: vs. SD, 6/6/00

- ▶ Was used as a pinch hitter 4 times before returning to the starting lineup on Aug. 10 at Colorado.
- ▶ Knocked in 12 runs in a 15-game span from Aug. 15-31...eclipsed his 2002 RBI total with 2 runs driven in on Aug. 23 vs. Milwaukee...put 2nd long ball of 2003 (3rd of career) into the Allegheny River on Sept. 15 vs. Cincinnati.
- ▶ Batted .304 (83-for-273) with 18 HR off righties and .188 (6-for-32) with 2 HR off lefties...hit .350 (55-for-157) at PNC Park and went 19-for-41 (.463) with 6 homers and 16 RBI vs. Cincinnati.
- ▶ Tripled in his final game on Sept. 28 at Chicago, was his 7th career triple and 1st since Sept. 14, 1999.
- ▶ Made 47 appearances (42 starts) in right field, 31 appearances (27 starts) at 1st base and 8 starts in left field...was used as a designated hitter on 2 occasions (June 10 at Toronto & June 13 vs. Tampa Bay)...elected free agency on Oct. 31.

2002

- ▶ Spent the entire season with Milwaukee...made 51 appearances (43 starts) in right field and 35 appearances (32 starts) in left field...recorded 6 assists and committed just 1 error (while playing left field on July 24 at Houston)..
- ▶ Hit just .180 (11-for-61) with 1 home run in his 1st 34 games through June 23, but produced a .263 average (55-for-209) and 15 home runs in his final 73 contests...was on 15-day disabled list from May 19 (retro to 5/16) through June 2 with a strained left hamstring.
- ▶ Homered twice on June 29 at Minnesota, his 8th career multi-homer game...hit his 5th career pinch-hit home run and collected his 500th career RBI on Aug. 30 at Cincinnati.
- ▶ Hit .467 (7-for-15) in 6 games against the American League.

2001

- ▶ Spent entire season with Chicago (NL)...made 89 appearances (74 starts) at 1st base, 22 appearances (19 starts) in left field and 1 appearance each in right field (May 23 vs. Cincinnati) and at 2nd base (June 13 at Arizona).
- ▶ Was Chicago's Opening Day 1st baseman after entering the campaign with only 16 big-league appearances at that position...became just the 4th player to open a season at 1st base for the Cubs since 1978, following Bill Buckner (1978-1983), Leon Durham (1984-1988) and Mark Grace (1989-2000).
- ▶ Produced a .993 fielding percentage at 1st base, committing 4 errors in 571 chances...played 2nd base in the 8th inning of the game on June 13 at Arizona - his 1st appearance at that position since 1991 while playing with Double-A Harrisburg.
- ▶ Hit just .208 with 2 RBI in his 1st 21 contests through May 5...batted .303 (20-for-66) with 6 home runs and 18 RBI in 23 games during the month of June.
- ▶ Homered in 4 straight contests from June 2-6...was his 7th career homer streak of at least 3 games...recorded 7th career 2-homer affair on June 24 vs. Milwaukee (took Ben Sheets deep twice).
- ▶ Switched from uniform No. 24 to No. 30 on July 24 and went 3-for-5 that night against Pittsburgh...did not homer during the month on July...left the game on Oct. 4 vs. Cincinnati with a left forearm contusion and missed the final weekend of the campaign.

2000

- ▶ Spent his 5th and final season with Oakland...made 102 appearances (96 starts) in right field...also made 1 appearance at first base (Sept. 9 vs. Tampa Bay) and in center field (July 3 at Texas)...was utilized as a designated hitter 37 times and as a pinch hitter 12 times.
- ▶ Homered in 3 consecutive contests from April 19-21...hit a game-ending, 3-run homer on May 12 in Oakland's come-from-behind victory over Seattle (it was the 5th walk-off homer of his career).
- ▶ Connected off San Diego's Rodrigo Lopez for his 7th career grand slam on June 6...recorded his 2nd career 4-hit game on June 14 at Minnesota.
- ▶ Batted .286 and had 17 RBI in 26 September games during Oakland's American League Western Division-winning stretch drive...went 1-for-9 with a double in 3 games against the Yankees in the American League Division Series.



1999

- ▶ Established career highs in home runs, at bats, runs and triples...led Oakland in home runs (38) and tied for 8th in the American League in that department...his 67 extra-base hits represented the 10th-highest mark in club history.
- ▶ Hit a pair of grand slams; on April 30 off Boston's Kip Gross and on Aug. 13 at Toronto off Paul Spoljaric...recorded his 6th multi-homer game by hitting a pair on Aug. 13 at Toronto.
- ▶ Hit 22 of his 38 home runs in the 6th inning or later.
- ▶ Made 139 starts in right field and recorded 13 assists, the 6th-highest total in the A.L....made 1 appearance at 1st base (May 28 vs. Baltimore) and in center field (May 3 vs. Boston).
- ▶ Homered 4 times during a 10-game hitting streak from May 14-25...recorded 3 walk-off home runs (May 14 vs. Minnesota, May 31 vs. Tampa Bay and Aug. 8 vs. Chicago-AL)...homered in 3 consecutive games twice; Aug. 1-3 and in both games of a doubleheader on Sept. 23 and Sept. 24...connected off Sidney Ponson at Baltimore on Sept. 23 (game 1) for his 100th career homer.

1998

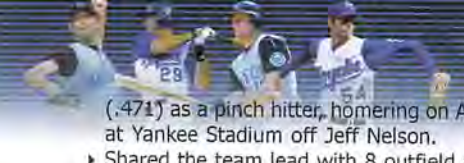
- ▶ Became the 1st Canadian-born player to hit 25-or-more homers in consecutive seasons...established career highs in games played, hits, doubles, RBI and stolen bases while spending entire season with Oakland.
- ▶ Made 11 appearances (10 starts) in left field, 6 appearances (5 starts) at 1st base and 2 appearances (1 start) in right field...was limited to designated hitter duties for most of the season due to a left shoulder subluxation and left achilles tendinitis.
- ▶ Ranked 3rd among A.L. designated hitters in RBI and 4th in home runs (made a total of 119 starts as the DH)...hit a pair of grand slams - on April 16 off Kansas City's Tim Belcher and on June 24 off Steve Reed at San Francisco (the June 24 shot was the 100th grand slam in Oakland's club history).
- ▶ Homered in 5 consecutive games from July 30 through Aug. 3, tying the Athletics' franchise record for consecutive games with a home run...tied career high with 6 RBI on May 9 vs. Chicago (AL).
- ▶ Batted .409 (18-for-44) during career-high 12-game hitting streak from May 4-21...went 5-for-11 (.455) as a pinch hitter and shared the league lead with 8 RBI.

1997

- ▶ Spent his 1st full season in the Majors with Oakland...set a then career-high in batting .294.
- ▶ Homered once every 13.0 at bats...made 63 appearances (44 starts) in right field, 28 appearances (23 starts) in left and 7 appearances (1 start) at 1st base.
- ▶ Also made 17 starts as the designated hitter and went 12-for-34 (.353) with a homer and 5 RBI as a pinch hitter...homered as a pinch hitter on June 2 off Detroit's Todd Jones and ranked 2nd among American League pinch hitters in hits and batting average.
- ▶ Had 1st Major League 2-homer game on May 14 vs. Milwaukee...also homered twice on July 14 vs. Seattle and Aug. 31 at Colorado.
- ▶ Earned American League Player-of-the-Week honors for the week of July 14-20 after going 11-for-18 (.611) with 10 runs scored, 5 home runs and 11 RBI...hit a grand slam off Norm Charlton on Sept. 28 at Seattle in his final at bat of the season.

1996

- ▶ Split the season between Oakland and Edmonton (Athletics AAA), appearing in 112 total games...spent time on the D.L. with a strained right hamstring.
- ▶ Began the season with Oakland and delivered a 3-run HR as a pinch hitter on April 5 vs. Detroit.
- ▶ Tied a Major League record for outfielders with 2 assists in the 4th inning on April 16 at Texas...was batting just .200 (3-for-15) in 10 games when he was designated for assignment on April 23.
- ▶ Returned to the Athletics on July 4 and spent the rest of season in the Majors.
- ▶ Matched a Major League record (12th time) with 6 RBI in an inning in Oakland's 16-8 win vs. California on July 5...hit his 1st career grand slam and delivered a 2-run single in the 1st inning.
- ▶ Hit .556 (10-for-18) during an 8-game hitting streak from July 14-24...went 8-for-17



(.471) as a pinch hitter, homering on April 5 off Detroit's Mike Christopher and on Aug. 25 at Yankee Stadium off Jeff Nelson.

- ▶ Shared the team lead with 8 outfield assists despite appearing in just 29 games in right field and 16 in left field...also made 1 appearance/start at 1st base (Aug. 16 vs. Baltimore) and went 6-for-16 (.365) with 2 homers as the designated hitter.

1995

- ▶ Began season with Pawtucket (Red Sox AAA)...hit .347 with 8 doubles, 7 homers and 22 RBI during the month of May to earn International League Player-of-the-Month honors.
- ▶ Was batting .314 with 12 home runs and 50 RBI in 63 games when he was recalled by Boston on June 23...connected off Tom Gordon at Kansas City for his 1st Major League home run on July 5.
- ▶ Was optioned back to triple-A on Aug. 15, but returned to Boston on Aug. 30...produced a bases-loaded, game-winning double as a pinch hitter vs. Seattle that night.
- ▶ Made 17 appearances (14 starts) in left field and 6 appearances (5 starts) in right field while playing with Boston...went hitless in 1 at bat during the Division Series against Cleveland.

1994

- ▶ Spent the entire 1994 season with New Britain (Red Sox AA)...was named to the Eastern League mid-season All-Star team and won MVP honors in the game...ranked 2nd on the club in batting...hit a grand slam on April 15 vs. Albany.

1993

- ▶ Played in 3 different cities in 2 different countries...began the season with Montreal, but was sent to Ottawa (AAA) on April 8 before appearing in a game with the Expos.
- ▶ Had 4 hits and 6 RBI on May 3 vs. Rochester...recalled by Montreal on May 30 and appeared in just 6 games, 5 as a pinch hitter...made lone start at 1st base on May 31 at Houston...had contract sold and was assigned to the Chunichi Dragons of the Japanese Central League on June 8.

1992

- ▶ Spent the majority of the 1992 season with Indianapolis (Expos AAA)...was recalled by Montreal on May 28...became the 7th Canadian player to play for the Expos when he appeared as a pinch hitter at Cincinnati on May 29.
- ▶ Recorded his 1st Major League hit on May 31; a 2-run single off Jose Rijo on May 31 at Cincinnati...was optioned back to Indy on June 11, but returned to Montreal on June 19.
- ▶ Made a total of 10 appearances (8 starts) in left field for the Expos before being optioned back to triple-A for good on June 26.

Minor League Notes

- ▶ His 8-year minor league totals (excluding Japan) include a .293 average (755-for-2575), 69 home runs and 407 RBI in 727 games.
- ▶ Spent the entire 1991 season with Harrisburg (Expos AA)...was selected the Eastern League's Most Valuable Player and also earned league mid-season and post-season all-star honors...led the league in batting, hits, slugging percentage (.509) and total bases (257)...tied for the league lead in triples and intentional walks (8)...hit for the cycle on Aug. 23 vs. New Britain, finishing the feat with a bunt single.
- ▶ Split the 1990 season between West Palm Beach (Expos A) and Jacksonville (Expos AA)...hit .287 with 6 homers and 64 RBI in 134 contests...was named to Florida State League Mid-Season All-Star team...earned Player-of-the-Week honors in the Florida State League for the week of April 6-15.
- ▶ Was named Montreal's 1990 organizational Player-of-the-Month for the month of April after hitting .417 with 15 RBI.
- ▶ Signed with Montreal as a non-drafted free agent on Jan. 17, 1989...played at 3 different levels in the Expos farm system and combined to hit .244 in 94 games.

Miscellaneous Notes

- ▶ Made last big-league appearance at 1st base on Oct. 4, 2001 and his 1st and only appearance at 2nd base on June 13, 2001.
- ▶ Full name is **Matthew Wade Stairs**...he and his wife, Lisa, have 3 daughters, Nicole, Alicia and Chandler.
- ▶ Is a 1988 graduate of Fredericton (New Brunswick) High School...played for the Canadian Olympic team following graduation...also played for Team Canada during the World Championships in Italy in 1987.
- ▶ Has been involved with the Boys and Girls Club during his career.

Stairs' Career Statistics

Year	Club	AVG	G	AB	R	H	2B	3B	HR	RBI	SH	SF	HP	BB	SO	SB	CS	E
1989	West Palm Beach	.189	36	111	12	21	3	1	1	9	1	1	0	9	18	0	0	3
	Jamestown	.256	14	43	8	11	1	0	1	5	0	0	0	3	5	1	2	3
	Rockford	.284	44	141	20	40	9	2	2	14	2	1	2	15	29	5	4	7
1990	West Palm Beach	.339	55	183	30	62	9	3	3	30	0	2	5	41	19	15	2	10
	Jacksonville	*.254	79	280	26	71	17	0	3	34	0	5	3	22	43	5	3	20
1991	Harrisburg	*.333	129	505	87	168	30	+10	13	78	2	3	3	66	47	23	11	10
1992	Indianapolis	.267	110	401	57	107	23	4	11	56	4	2	4	49	61	11	11	3
	MONTREAL	.167	13	30	2	5	2	0	0	5	0	1	0	7	7	0	0	1
1993	Ottawa	.280	34	125	18	35	4	2	3	20	1	0	2	11	15	4	1	0
	MONTREAL	.375	6	8	1	3	1	0	0	2	0	0	0	0	1	0	0	0
	Chunichi	.250	60	132	10	33	6	0	6	23	0	0	0	7	31	1	0	-
1994	New Britain	.309	93	317	44	98	25	2	9	61	0	5	3	53	38	10	7	3
1995	Pawtucket	.284	75	271	40	77	17	0	13	56	1	3	1	29	41	3	3	0
	BOSTON	.261	39	88	8	23	7	1	1	17	1	1	1	4	14	0	1	2
1996	OAKLAND	.277	61	137	21	38	5	1	10	23	0	1	1	19	23	1	1	1
	Edmonton	.344	51	180	35	62	16	1	8	41	1	6	0	21	34	0	0	2
1997	OAKLAND	.298	133	352	62	105	19	0	27	73	1	4	3	50	60	3	2	3
1998	OAKLAND	.294	149	523	88	154	33	1	26	106	1	4	6	59	98	8	3	0
1999	OAKLAND	.258	146	531	94	137	26	3	38	102	0	1	2	89	124	2	7	5
2000	OAKLAND	.227	143	476	74	108	26	0	21	81	1	6	1	78	122	5	2	4
2001	CHICAGO (NL)	.250	128	340	48	85	21	0	17	61	1	3	7	52	76	2	3	4
2002	MILWAUKEE	.244	107	270	41	66	15	0	16	41	0	1	8	36	50	2	0	1
2003	PITTSBURGH	.292	121	305	49	89	20	1	20	57	0	2	5	45	64	0	1	3
	Nashville	.167	7	18	4	3	0	0	2	3	0	0	2	7	2	0	0	0
Minor League Totals		.293	727	2575	381	755	154	25	69	407	12	28	25	326	352	77	44	64
A.L. Totals		.268	671	2107	347	565	116	6	123	402	4	17	14	299	436	19	16	15
N.L. Totals		.260	375	953	141	248	59	1	53	166	1	7	20	140	198	4	4	7
Major League Totals		.266	1046	3060	488	813	175	7	176	568	5	24	34	439	634	23	20	19

* Led League

- 1989 Signed by the Montreal Expos as a non-drafted free agent, Jan. 17.
- 1993 Contract was purchased by Chunichi (Japan) from the Montreal Expos, June 8.
- 1994 Signed by the Montreal Expos as a free agent, Dec. 15.
- 1994 Contract purchased by the Boston Red Sox from the Montreal Expos, Feb. 18.
- 1995 Signed by the Oakland Athletics as a free agent, Nov. 20.
- 2000 Traded by the Oakland Athletics to the Chicago Cubs for RHP Eric Ireland, Nov. 20.
- 2002 Signed by the Milwaukee Brewers as a free agent, Jan. 25.
- 2002 Signed by the Pittsburgh Pirates as a free agent, Dec. 18.
- 2003 Signed by the Kansas City Royals as a Major League free agent, Dec. 9.

Stairs' Division Series Record

Year	Club	AVG	G	AB	R	H	2B	HR	RBI	SH	SF	HP	BB	SO	SB	CS	E
1995	Bos. vs. Cle.	.000	1	1	0	0	0	0	0	0	0	0	0	1	0	0	0
2000	Oak. vs. NYY	.000	3	9	0	1	1	0	0	0	0	0	0	1	0	0	0
LDS Totals		.000	4	10	0	1	1	0	0	0	0	0	0	2	0	0	0

Stairs' Career Fielding

POSITION	PCT.	G	PO	A	E	TC	DP
1st Base	.992	136	803	75	7	885	63
2nd Base	---	1	0	0	0	0	0
Left Field	.972	148	228	13	7	248	3
Center Field	---	2	0	0	0	0	0
Right Field	.985	440	673	35	11	719	3



Stairs' 2003 and Career Breakdown

2003						CAREER				
	AVG.	AB	H	HR	RBI	AVG.	AB	H	HR	RBI
vs. American League										
vs. Anaheim	-	-	-	-	-	.269	145	39	5	30
Baltimore	-	-	-	-	-	.276	170	47	14	33
Boston	-	-	-	-	-	.248	113	28	5	16
Chicago	-	-	-	-	-	.221	149	33	7	28
Cleveland	.333	3	1	1	2	.293	133	39	11	34
Detroit	-	-	-	-	-	.296	159	47	8	33
Kansas City	-	-	-	-	-	.251	183	46	10	32
Minnesota	-	-	-	-	-	.281	171	48	14	29
New York	-	-	-	-	-	.191	131	25	7	22
Oakland	-	-	-	-	-	.200	5	1	0	0
Seattle	-	-	-	-	-	.282	156	44	9	29
Tampa Bay	.333	9	3	0	1	.243	115	28	6	28
Texas	-	-	-	-	-	.276	145	40	6	18
Toronto	.625	8	5	2	2	.303	145	44	11	32
vs. National League										
vs. Arizona	.111	9	1	0	0	.203	64	13	1	7
Atlanta	.333	15	5	0	2	.313	32	10	2	7
Chicago	.125	32	4	1	1	.111	54	6	1	3
Cincinnati	.463	41	19	6	16	.324	142	46	13	39
Colorado	.462	13	6	2	7	.380	71	27	7	23
Florida	.364	11	4	1	2	.273	22	6	2	4
Houston	.161	31	5	2	4	.244	123	30	5	19
Los Angeles	.154	13	2	0	1	.156	64	10	2	5
Milwaukee	.300	30	9	3	8	.298	121	36	11	28
Montreal	.316	19	6	0	1	.224	49	11	2	6
New York	.364	11	4	0	1	.250	40	10	0	4
Philadelphia	.100	10	1	0	0	.188	32	6	1	1
Pittsburgh	-	-	-	-	-	.300	70	21	2	11
St. Louis	.233	30	7	1	3	.258	97	25	7	12
San Diego	.286	14	4	1	3	.329	70	23	3	16
San Francisco	.500	6	3	0	3	.270	89	24	4	19
Monthly										
March/April	.261	46	12	0	3	.265	377	100	17	59
May	.086	35	3	1	2	.235	429	101	24	81
June	.413	46	19	5	12	.314	500	157	31	111
July	.365	63	23	7	15	.278	580	161	37	108
August	.288	52	15	3	14	.262	629	165	40	125
September/October	.270	63	17	4	11	.237	545	129	27	84
Situational Hitting										
Home	.350	157	55	13	40	.271	1556	422	89	293
Road	.230	148	34	7	17	.260	1504	391	87	275
Day	.248	101	25	4	21	.262	1189	311	59	216
Night	.314	204	64	16	36	.268	1871	502	117	352
Natural Grass	.290	276	80	18	54	.267	2691	719	155	502
Artificial Turf	.310	29	9	2	3	.255	369	94	21	66
Before ASG	.272	158	43	10	23	.272	1488	405	83	290
After ASG	.313	147	46	10	34	.260	1572	408	93	278
vs. LHP	.188	32	6	2	4	.238	618	147	31	108
vs. RHP	.304	273	83	18	53	.273	2442	666	145	460
with RISP	.286	91	26	7	41	.257	876	225	49	395
Bases Loaded	.222	9	2	0	7	.337	101	34	7	105
Pinch Hitter	.229	35	8	2	9	.298	171	51	7	43
Desig. Hitter	.500	4	2	1	1	.276	675	186	31	130

Stairs' Career by Ballpark

	AVG	AB	H	HR	RBI		AVG	AB	H	HR	RBI
Ballpark						Ballpark					
Edison Field	.300	60	18	2	9	Cinergy Field	.313	67	21	6	19
Camden Yards	.313	80	25	9	15	Coors Field	.387	31	12	3	8
Fenway Park	.250	104	26	2	19	Great Am. Ball Park	.474	19	9	1	4
U.S. Cellular Field	.200	65	13	4	15	Pro Player Stadium	.250	12	3	1	1
Jacobs Field	.328	64	21	5	15	Astrodome	.308	13	4	0	4
Tiger Stadium	.245	49	12	2	9	Minute Maid Park	.250	60	15	4	8
Comerica Park	.125	24	3	0	4	Dodger Stadium	.100	40	4	0	2
Kauffman Stadium	.256	90	23	5	13	County Stadium	.438	16	7	1	6
Metrodome	.286	105	30	8	19	Miller Park	.240	171	41	11	34
Yankee Stadium	.221	68	15	4	16	Olympic Stadium	.138	29	4	0	1
Network Associates	.274	1029	282	64	198	Shea Stadium	.125	16	2	0	2
Kingdome	.275	51	14	4	9	Veterans Stadium	.000	13	0	0	0
Safeco Field	.214	28	6	0	5	Three Rivers Stadium	.167	6	1	0	0
Tropicana Field	.206	63	13	2	13	PNC Park	.340	191	65	14	49
Ballpark in Arlington	.288	59	17	2	6	Busch Stadium	.222	45	10	4	6
Skydome	.329	82	27	7	18	Qualcomm Stadium	.269	26	7	1	4
Bank One Ballpark	.206	34	7	1	4	3Com Park	.263	19	5	2	7
Turner Field	.313	16	5	1	2	Pacific Bell Park	.176	17	3	0	3
Wrigley Field	.211	190	40	5	18	Cashman Field	.375	8	3	1	3

ROYALS REVIEW HISTORY RECORDS OPERATIONS MEDIA



18

KELLY STINNETT

CATCHER



Height, Weight:
5-11, 225

Bats/Throws:
Right/Right

Resides:
Mesa, Ariz.

Birthdate (Age):
Feb. 14, 1970 (34)

Birthplace:
Lawton, Okla.

Acquired:
Signed as a Major League
Free Agent, Dec. 19, 2003

Contract Status:
Signed through 2004

M.L. Service:
8 years, 163 days

2003

- ▶ Opened the season with Cincinnati where he played 60 games, hitting at a .229 clip (41-179) with 13 doubles, 3 home runs and 19 RBI.
- ▶ Hit .455 (5-11) with 2 doubles and 1 home run in the 1st 4 games of the season...went 2-for-4 with his 2nd career grand slam and a career-high 4 RBI on June 11 at Tampa Bay.
- ▶ Hit a walk-off RBI single in the bottom of the 9th inning to lead Cincinnati past Philadelphia on July 28.
- ▶ Was traded to the Phillies on Aug. 31 for cash and a player to be named later (Eric Valent).
- ▶ Went 3-for-5 (.600) in 6 appearances as a pinch-hitter for the Phils and made 1 appearance as a defensive replacement.

2002

- ▶ Played in 34 games and 27 starts for the Reds and hit .226 (3 HR, 13 RBI)...missed half the season while recovering from arthroscopic surgery on his right elbow (performed Sept. 7, 2001).
- ▶ Was on the D.L. from April 11 to July 14 with tendinitis in that elbow...made 30 rehab appearances at Louisville (.198, 6 doubles, 5 RBI).
- ▶ Appeared in 1 game, on April 5 vs. Montreal, before he went on the DL...didn't appear in another game for the Reds until July 19...was sent to Louisville on May 24 for a rehabilitation assignment...during that rehab assignment, suffered a strained right groin on June 10.
- ▶ Returned to Louisville for another rehab assignment on June 26...was reinstated from the D.L. on July 15, but didn't play until July 19 vs. Mets, when he recorded his 1st 2 hits of the season.
- ▶ In his next appearance on July 21 vs. Mets, produced 3 hits, a double and 3 RBI...collected 5 hits in his 1st 8 at bats after coming off the D.L.
- ▶ Hit safely in 7 of his last 11 games of the season (.278, 2 HR, 8 RBI), including a season-high 6-game hitting streak from Sept. 8-22 (.429, 1 HR, 7 RBI).
- ▶ Hit a grand slam with 2 outs in the 9th off Mike Williams to erase a 3-1 deficit and lead the Reds to a 5-4 victory on Sept. 19...was the 1st grand slam of his career...had a career-high 5 RBI.
- ▶ Had a career-high 3 passed balls on Aug. 2 at San Diego, with knuckleballer Jared Fernandez pitching...was the 1st Reds catcher with 3 PB in a game since Eddie Taubensee on April 8, 2000 vs. the Cubs.

Stinnett's Career Bests

Season:		
Avg	.259	1998
Hits	71	1998
HR	14	1999
RBI	38	1999
Hit Streak	13	1998

Game Highs:

Hits	4 - at Colo, 6/6/94
Home Runs	2 - 4 times
	Last: vs. Chi (NL), 6/30/01
RBI	5 - at Pit, 9/19/02
Grand Slams	2 - at Pit, 9/19/02



2001

- ▶ Hit .257 with 9 HR and 25 RBI in 63 games and 51 starts in his 1st season with the Reds...was bothered most of the season by a sore right elbow, an injury that eventually required surgery.
- ▶ Missed 10 games with inflammation in his right elbow from July 22-Aug. 2...made his last start on Sept. 2, when he left the game vs. Houston with a strained right elbow...went on the 60-day D.L. on Sept. 4...had season-ending surgeries on his right elbow and right knee on Sept. 7...surgery was performed by Dr. Timothy Kremchek.
- ▶ Hit .333 (2 HR, 6 RBI) in his last 11 games of the season...had an RBI in 6 of 7 games from Aug. 5-23...hit .333 in 14 games in June (3 HR, 6 RBI), his best month of the year.
- ▶ Turned in his best game of the season in a 7-1 win vs. the Cubs on June 30, when he produced 3 hits and 3 RBI, both season highs, and tied his career high with 2 homers.
- ▶ Had 13 multi-hit games, including 11 2-hit games and a pair of 3-hit games (April 27 at Colorado, June 30 vs. Cubs).
- ▶ Threw out 10-of-47 (21 percent) baserunners...tied for the Major League lead with 12 errors among catchers...was charged with 4 passed balls.

2000

- ▶ In his 3rd season with the Diamondbacks hit .217 in 76 games, including 68 starts behind the plate...hit 7 HRs in his 1st 13 starts, including a pair of 2-homer games (April 15 at San Francisco, April 25 at Philadelphia).
- ▶ His homer off Chris Brock on April 25 at Philadelphia was the 75th HR to land in the Vet's upper deck...had 4 RBI in a game 3 times.
- ▶ Threw out 18-of-67 baserunners attempting to steal (.269).

1999

- ▶ Had 14 homers and 38 RBI, both career highs, in 88 games for Arizona...collided with Ryan Klesko on a play at the plate on April 9 at Atlanta and suffered a bruised quadriceps muscle that forced him to miss 10 starts...was able to pinch hit during that time and on April 13 hit his only career pinch-hit homer, a 2-run shot vs. Los Angeles in the 16th inning off Dave Mlicki that tied the game and led to a 7-6 Diamondbacks victory.
- ▶ Became the 1st player to hit 2 homers in a game at Safeco Field on July 19...homered in 3 consecutive games from May 18-21, tying the club record.
- ▶ Finished the season with a 6-game hitting streak (.391), including a homer in the division-clinching victory at San Francisco...threw out 21-of-80 opposing baserunners (.263).
- ▶ Caught every inning in the Division Series vs. the Mets...singled in the Game 2 victory, then doubled and scored in Game 3.

1998

- ▶ Hit .259 with 11 HR in 92 games in his 1st season with the Diamondbacks...put together a career-high and franchise record 13-game hitting streak from April 28-May 21 (.413, 3 HR, 7 RBI)...threw out 19-of-63 baserunners attempting to steal (.302).

1997

- ▶ Spent most of the season at Class AAA Tucson, where he hit .321 with 10 homers and 43 RBI in 64 games...in a pair of stints with the Brewers hit .250 in 30 games.
- ▶ Went on the disabled list with a strained left rib cage on July 26...didn't play until Sept. 2.

1996

- ▶ Spent most of the season at Class AAA New Orleans, where he was an American Association All-Star after hitting .287 with 27 HRs and 70 RBI in 95 games...was hit by a pitch a league-high 13 times.
- ▶ Appeared in 14 games for the Brewers...began the season at Milwaukee but was optioned to New Orleans on April 5...was recalled on June 20 for 4 days but did not appear in a game...was recalled again on Aug. 11 and remained with Milwaukee for the rest of the season.
- ▶ Began his American League career hitless in his first 16 at bats before he recorded a hit on Aug. 30 vs Minnesota's Rich Robertson.

1995

- ▶ Appeared in 77 games in his 1st season with the Mets, including 59 starts.

1994

- ▶ Hit .253 with 2 home runs and 14 RBI in 47 games (41 starts) during his 1st Major League season...spent the entire season with the Mets after he was selected from the Indians in the Major League phase of the 1993 Rule 5 Draft.
- ▶ Made his Major League debut on April 5 at Chicago (NL) and recorded his 1st career hit, a 2-run double off Shawn Boskie in the 3rd inning.
- ▶ Hit his 1st career homer off the Cardinals' Allen Watson on May 5 at St. Louis.

Minor League Notes

- ▶ Hit .274 with 6 homers and 33 RBI in 98 games at Charlotte (AAA) in 1993.
- ▶ In his first season at Class AA, hit .284 with 6 homers and 32 RBI in 91 games at Canton-Akron (AA) during the 1992 season.
- ▶ Hit .263 with a team-high 14 HRs and 74 RBI during the 1991 season, his 2nd season at Class A Columbus...played in a career-high 102 games.
- ▶ Hit .240 in 60 games at Class A Watertown in 1990, his 1st professional season.

Miscellaneous Notes

- ▶ Full name is **Kelly Lee Stinnett** (pronounced sti-NETT)...he and his wife Gina, have 3 sons, Austin, Alex and Aaron...graduated from Lawton (Okla.) High School in 1988, where he was All-State in baseball and football...quarterbacked his senior squad to the Class 5A state championship.
- ▶ Attended Seminole (Okla.) Junior College, where as a freshman he was All-Conference and All-Region after leading all junior college players with 30 home runs and 124 RBI.
- ▶ As a sophomore was National Junior College Player of the Year and a 1st-team All-American...hit .399 that season with 22 HRs and 97 RBI and led his club to a 3rd-place finish in the Junior College World Series.

Stinnett's Career Statistics

Year	Club	AVG	G	AB	R	H	2B	3B	HR	RBI	SH	SF	HP	BB	SO	SB	CS	E
1990	Watertown	.240	60	192	29	46	10	2	2	21	2	2	4	40	43	3	7	18
1991	Columbus	.263	102	384	49	101	15	1	14	74	1	5	10	26	70	4	1	28
1992	Canton/Akron	.284	91	296	37	81	10	0	6	32	5	3	4	16	43	7	6	13
1993	Charlotte	.274	98	288	42	79	10	3	6	33	0	1	2	17	52	0	0	8
1994	NEW YORK (NL)	.253	47	150	20	38	6	2	2	14	0	1	5	11	28	2	0	5
1995	NEW YORK (NL)	.219	77	196	23	43	8	1	4	18	0	0	6	29	65	2	0	7
1996	MILWAUKEE (AL)	.077	14	26	1	2	0	0	0	0	0	0	1	2	11	0	0	2
	New Orleans	.287	95	334	63	96	21	1	27	70	0	4	*13	31	83	3	3	11
1997	Tucson	.321	64	209	50	67	15	3	10	43	0	2	6	42	46	1	1	2
	MILWAUKEE (AL)	.250	30	36	2	9	4	0	0	3	0	0	0	3	9	0	0	1
1998	ARIZONA	.259	92	274	35	71	14	1	11	34	1	2	6	35	74	0	1	8
1999	ARIZONA	.232	88	284	36	66	13	0	14	38	2	2	5	24	83	2	1	6
2000	ARIZONA	.217	76	240	22	52	7	0	8	33	0	0	6	19	56	0	1	6
2001	CINCINNATI	.257	63	187	27	48	11	0	9	25	1	1	5	17	61	2	2	12
2002	CINCINNATI	.226	34	93	10	21	5	0	3	13	0	0	0	15	25	2	0	2
	Louisville	.198	30	86	6	17	6	0	0	5	0	0	0	3	24	0	0	2
2003	CINCINNATI	.229	60	179	14	41	13	0	3	19	2	1	4	13	51	0	0	2
	PHILADELPHIA	.429	7	7	0	3	0	0	0	0	0	0	0	1	1	0	0	0
Minor Totals		.274	540	1789	276	490	87	10	65	278	8	17	39	175	361	18	18	82
AL Totals		.177	44	62	3	11	4	0	0	3	0	0	1	5	20	0	0	3
NL Totals		.238	544	1610	187	383	77	4	54	194	6	7	37	164	444	10	5	48
Major Totals		.236	588	1672	190	394	81	4	54	197	6	7	38	169	464	10	5	51

* - Led League

1989 Selected by the Cleveland Indians in the 11th round of the June Free Agent Draft...signed June 3.

1993 Selected by the New York Mets from the Cleveland Indians in the Rule 5 Major League Draft, Dec. 13

1996 Traded by the New York Mets to the Milwaukee Brewers for RHP Cory Lidle, Jan. 17.

1997 Selected by the Arizona Diamondbacks in expansion draft, Nov. 18.

2001 Signed with the Cincinnati Reds as a free agent, Jan. 10

2003 Traded by the Cincinnati Reds to the Phillies for a player to be named later, Aug. 31...Reds acquired OF Eric Valent to complete trade, Sept. 2.

2003 Signed by the Kansas City Royals as a free agent, Dec. 19.

Stinnett's Career Fielding

POSITION	PCT.	G	PO	A	E	TC	DP
Catcher	.965	536	3043	219	51	3313	28



Stinnett's Division Series Record

Year	Club	AVG	G	AB	R	H	2B	3B	HR	RBI	SH	SF	HP	BB	SO	SB	CS	E
1999	Ari. vs. NY	.143	4	14	1	2	1	0	0	0	0	0	0	1	4	0	0	0

Stinnett's 2003 and Career Breakdown

2003						CAREER					
vs. American League	AVG.	AB	H	HR	RBI	AVG.	AB	H	HR	RBI	
vs. Anaheim	-	-	-	-	-	.333	21	7	1	1	
Baltimore	-	-	-	-	-	.083	12	1	0	0	
Boston	1.000	1	1	0	0	.500	4	2	0	0	
Chicago	-	-	-	-	-	.167	12	2	0	1	
Cleveland	.000	3	0	0	0	.154	13	2	1	1	
Detroit	-	-	-	-	-	.143	7	1	0	0	
Kansas City	-	-	-	-	-	.000	5	0	0	0	
Minnesota	-	-	-	-	-	.182	22	4	0	2	
New York	-	-	-	-	-	.667	3	2	0	1	
Oakland	-	-	-	-	-	.263	19	5	0	2	
Seattle	-	-	-	-	-	.188	16	3	2	3	
Tampa Bay	.500	4	2	1	4	.500	4	2	1	4	
Texas	-	-	-	-	-	.154	26	4	1	4	
Toronto	.000	1	0	0	0	.000	1	0	0	0	
vs. National League	AVG.	AB	H	HR	RBI	AVG.	AB	H	HR	RBI	
vs. Arizona	.222	9	2	0	1	.250	28	7	1	3	
Atlanta	.333	15	5	0	1	.191	68	13	0	3	
Chicago	.222	9	2	0	1	.271	107	29	6	24	
Cincinnati	-	-	-	-	-	.222	54	12	1	2	
Colorado	.000	4	0	0	0	.313	115	36	4	13	
Florida	.111	9	1	0	1	.208	72	15	2	6	
Houston	.136	22	3	0	1	.210	105	22	4	12	
Los Angeles	-	-	-	-	-	.202	99	20	1	10	
Milwaukee	.130	23	3	0	0	.179	95	17	1	6	
Montreal	.000	5	0	0	0	.157	108	17	1	9	
New York	.400	15	6	1	2	.295	88	26	2	11	
Philadelphia	.444	9	4	1	2	.272	92	25	5	19	
Pittsburgh	.250	16	4	0	1	.287	122	35	3	18	
St. Louis	.167	18	3	0	3	.231	108	25	5	15	
San Diego	.313	16	5	0	1	.202	119	24	5	12	
San Francisco	.429	7	3	0	1	.283	127	36	7	15	
Monthly	AVG.	AB	H	HR	RBI	AVG.	AB	H	HR	RBI	
March/April	.360	25	9	1	3	.248	222	55	11	32	
May	.273	33	9	0	3	.234	312	73	13	36	
June	.160	25	4	1	7	.268	269	72	8	39	
July	.254	63	16	1	5	.248	282	70	11	35	
August	.091	33	3	0	1	.173	335	58	4	27	
September/October	.429	7	3	0	0	.262	252	66	7	28	
Situational Hitting	AVG.	AB	H	HR	RBI	AVG.	AB	H	HR	RBI	
Home	.278	79	22	2	9	.247	796	197	20	82	
Road	.206	107	22	1	10	.225	876	197	34	115	
Day	.264	91	24	0	8	.245	551	135	12	62	
Night	.211	95	20	3	11	.231	1121	259	42	135	
Natural Grass	.227	172	39	2	15	.242	1438	348	46	168	
Artificial Turf	.357	14	5	1	4	.197	234	46	8	29	
Before ASG	.256	133	34	3	16	.246	918	226	35	115	
After ASG	.189	53	10	0	3	.223	754	168	19	82	
vs. LHP	.193	57	11	0	2	.250	508	127	13	54	
vs. RHP	.256	129	33	3	17	.229	1164	267	41	143	
with RISP	.256	43	11	1	17	.244	406	99	8	138	
Bases Loaded	.375	8	3	1	9	.333	36	12	2	35	
Pinch Hitter	.313	16	5	0	2	.231	52	12	1	7	
Desig. Hitter	-	-	-	-	-	.250	8	2	0	0	

Stinnett's Career by Ballpark

Ballpark	AVG	AB	H	HR	RBI	Ballpark	AVG	AB	H	HR	RBI
Edison Field	.500	10	5	1	1	Mile High Stadium	.615	13	8	0	3
Camden Yards	.000	5	0	0	0	Coors Field	.290	69	20	4	9
Fenway Park	.000	1	0	0	0	Great Am. Ball Park	.257	74	19	2	9
U.S. Cellular Field	.167	6	1	0	1	Pro Player Stadium	.211	38	8	1	3
Jacobs Field	.000	7	0	0	0	Astrodome	.188	32	6	2	3
Tiger Stadium	.250	4	1	0	0	Minute Maid Park	.143	28	4	1	1
Kauffman Stadium	.000	1	0	0	0	Dodger Stadium	.262	42	11	0	4
Metrodome	.154	13	2	0	2	County Stadium	.224	49	11	0	1
Yankee Stadium	.000	1	0	0	0	Miller Park	.154	26	4	0	1
Network Associates	.333	15	5	0	2	Olympic Stadium	.179	56	10	1	6
Safeco Field	.231	13	3	2	3	Shea Stadium	.225	191	43	2	12
Tropicana Field	.500	4	2	1	4	Veterans Stadium	.240	50	12	3	10
Ballpark in Arlington	.150	20	3	1	4	Three Rivers Stadium	.281	32	9	0	2
Skydome	-	0	0	0	0	PNC Park	.261	23	6	1	8
Bank One Ballpark	.237	392	93	10	44	Busch Stadium	.186	59	11	4	9
Atlanta-Fulton County	.286	7	2	0	0	Qualcomm Stadium	.185	54	10	4	9
Turner Field	.150	20	3	0	0	3Com Park	.213	47	10	2	7
Wrigley Field	.210	62	13	2	10	Pacific Bell Park	.476	21	10	3	6
Cinergy Field	.269	182	49	7	23	Hiram Bithorn Stad.	.000	5	0	0	0

ROYALS REVIEW HISTORY RECORDS OPERATIONS MEDIA



SCOTT SULLIVAN

RIGHT-HANDED PITCHER



Height, Weight:
6-3, 210

Bats/Throws:
Right/Right

Resides:
Auburn, Ala.

Birthdate (Age):
March 13, 1971 (33)

Birthplace:
Carrollton, Ala.

Acquired:
Signed as a Major League
Free Agent, Dec. 9, 2003

Contract Status:
Signed through 2005

M.L. Service:
7 years, 3 days

Career Notes

- ▶ Established himself as one of baseball's most reliable relievers during his career...Sullivan leads Major League pitchers in relief innings since 1995 (665.1), followed by Jose Mesa, (655.2).
- ▶ Is the only pitcher in history to lead the Majors in relief innings for 4 straight years (1998-2001)...became the 1st reliever to record 4 consecutive 100-inning seasons since Toronto's Duane Ward (1988-92)...was the 1st National Leaguer to do it since 1979 (Dale Murray), Ron Reed and Kent Tekulve and only the 2nd Reds pitcher ever to do it (Pedro Borbon, 1972-77).
- ▶ Missed a 5th consecutive 100-inning season by just 2.2 IP in 1997...in each of the last 5 seasons led the Reds in appearances.
- ▶ In 2001 received the Johnny Vander Meer Award as the Reds most outstanding pitcher...his 444 career appearances rank 5th in franchise history.

2003

- ▶ Posted a 3.77 ERA (14.1 IP, 6 ER) with 2 holds in 15 games with the White Sox after he was acquired from the Cincinnati Reds on Aug. 21 for a player to be named later (IF Tim Lincecum).
- ▶ Was 6-0 with a 3.62 ERA (49.2 IP, 20 ER) and 43 strikeouts in 50 relief outings for the Reds.
- ▶ Limited opponents to a .224 average before the All-Star break and a .156 mark after the break.
- ▶ Compiled a 0.40 ERA (22.2 IP, 1 ER) in 22 appearances from June 16-Aug. 30...posted a 0.57 ERA (15.2 IP, 1 ER) in July/August.

2002

- ▶ Became the 1st pitcher ever to lead the Reds in appearances for 5 consecutive seasons...went 6-5 with 1 save and a 6.06 ERA and led the club with 71 games despite his 1st Major League appearance on the disabled list.
- ▶ Was on the D.L. from Aug. 15-24 with tendinitis in his right shoulder...fell short in his bid to lead the Majors in relief innings pitched for a record 5th consecutive season.
- ▶ With 78.2 relief innings, ranked 23rd in the majors and 2nd on the staff (Danny Graves, 79.2)... ranked 3rd in the Majors in relief innings when he went on the D.L.
- ▶ Fell 1 win shy of his career high in wins (7 in 2001) and twice was the victim of blown saves.
- ▶ Went 6-3 with a 5.17 ERA in 61 appearances before he went on the D.L., including a 12.79 ERA (6.1 IP, 9 ER) in his last 5 appearances prior to the disabling.

Sullivan's Career Bests

Season:

Wins	7	2001
ERA	3.01	1999
SV	3	'99, '00
IP	113.2	1999
SO	96	'97, '00
Win Streak	7	2001

Game Highs:

IP	4.0 - 4 times
	Last: vs. LA, 4/21/00
SO	8 - at Det, 6/27/98

- ▶ Was bothered by back spasms late in the season and didn't pitch after Sept. 17.
- ▶ Made the 400th appearance of his career, all in relief, on May 28 at Florida.
- ▶ Recorded the 500th strikeout of his career (PH Orlando Merced) on July 13 at Houston.
- ▶ Converted on 1-of-3 save opportunities...recorded his only save of the season in the 6-4 win on July 6 vs. Milwaukee.
- ▶ Suffered his 2 blown saves on April 26 vs. San Francisco and June 12 at Texas...retired the 1st batter faced 52 of 71 times (73 percent)...stranded 38 of 47 inherited baserunners.

2001

- ▶ Went 7-1 with a 3.31 ERA in a team-high 79 games for the Reds...led the Majors with 103.1 relief innings...led the club with 8 HBP...was tied for 7th in the National League in appearances.
- ▶ Posted a 7.30 ERA in April (12 games), when he was bothered by a sore back, and a 2.77 ERA in his last 67 games of the season...in 27 games from June 12-Aug. 7, he posted a 1.80 ERA, dropping his overall ERA from 4.06 to 2.97.
- ▶ Rebounded from an 0-1 start to win his last 7 decisions, the longest winning streak of his career and the longest by a Reds pitcher in 2001...was the victim of 2 blown saves during that streak.
- ▶ Suffered his only defeat in the 6-5 loss vs. Pittsburgh on April 4 in his 2nd appearance of the season...made his 300th career appearance on April 13 at Mets.
- ▶ Missed a game on June 20 with an irregular heartbeat but pitched without incident the next 2 nights (2.1 IP, 0 R).
- ▶ Struck out Geoff Jenkins on Sept. 21 at Milwaukee (8th inning), marking the Brewers' 1,269th strikeout of the season, establishing a new Major League record.
- ▶ Retired the 1st batter face in 62 of 79 games (78 percent)...stranded 32 of 42 (76 percent) inherited baserunners...went 0-for-3 in save opportunities.

2000

- ▶ Went 3-6 with a 3.47 ERA and 3 saves in a team-high 79 games for the Reds...led the Majors with 106.1 relief IP...ranked 2nd in the N.L. in appearances...tied for the club lead with 9 HBP, tying his career high (1998).
- ▶ Tied his career high with 96 strikeouts...posted a 2.20 ERA in his last 44 appearances, dating back to June 25, dropping his ERA from a season-high 5.20...his stretch included a 37-game streak from June 25-Sept. 11, during which time he posted a 1.98 ERA.
- ▶ From July 29-July 31, he served a 3-game suspension for his participation in a bench-clearing incident on July 15 at Colorado...in that game, he was ejected in the 7th inning after hitting Brian Hunter with his first pitch...in the top half of that inning, Reds CF Ken Griffey Jr. was hit by a pitch for the 2nd time in 3 days.
- ▶ Allowed 4 ER in an outing on 2 occasions (0.2 IP on April 14 at LA, 2.0 IP on June 12 at SF)...his overall ERA without those 2 appearances was 2.86.
- ▶ Was the victim of 2 blown saves...converted 3 of 6 save opportunities...shut out opponents in 66 of 79 appearances...retired the 1st batter 56 of 79 times (71 percent), including a season-high stretch of 10 straight from Aug. 18-Sept. 8...stranded 37 of 50 inherited baserunners (74 percent).
- ▶ Offensively, he had a pair of hits, a single off Scott Eldred on May 2 at Philadelphia and an infield single off Wayne Gomes on Aug. 21 vs. Philadelphia...were the 2nd and 3rd hits of his career, his 1st since May 20, 1998 off the Mets' Turk Wendell.
- ▶ Allowed just 2 hits in a season-high 4.0 IP on April 21 vs. Los Angeles, tying his career high...threw the pitching staff's 94th wild pitch of the season on Sept. 27 at Milwaukee, tying the Major League record held by the 1986 Rangers.

1999

- ▶ Threw a career-high 113.2 IP, the most by any Major League reliever and the most by a Reds reliever since RHP Ron Robinson in 1986 (116.2 IP)...in addition to innings, also established career highs with 3 saves and 79 appearances.
- ▶ Ranked 3rd in the N.L. in appearances...for the 3rd consecutive season produced a 5 victories, but twice was the victim of blown saves...held 1st batters to a .136 average, lowest among all N.L. relievers and the 4th-best mark among all Major League relievers.



- ▶ Held right-handed batters to a .202 average, the 8th-lowest among all M.L. pitchers...along with RHP Danny Graves (111.0 IP) was part of the first Reds duo with at least 100 innings each in relief since 1987 (Rob Murphy 100.2 IP, Frank Williams 105.2 IP)...in the 1990s was 1 of only 3 Reds relievers to throw 100 innings in a season, joining Graves (111 IP, 1999) and RHP Jeff Shaw (104.2 IP, 1994)...was the only Reds pitcher to do it twice.
- ▶ Dropped his ERA to 2.64 on April 27, and it remained below 3.00 until his last appearance of the season on Oct. 2 at Milwaukee...in that 10-inning, 4-3 walkoff loss vs. the Brewers, he allowed 1 ER in 1.0 inning, which pushed his overall ERA from 2.96 to his season-ending 3.01.
- ▶ Posted a 1.42 ERA in his 1st 26 games through June 6, including a 1.27 ERA in May (14 games)...had a 2.78 ERA through 71 appearances on Sept. 16, but turned in a 5.40 ERA in his last 8 games of the season.
- ▶ Converted 3 of 5 save opportunities...recorded his 3 saves on June 2 at the Mets (8-7 win), Aug. 6 at Milwaukee (9-2 win) and Sept. 5 at Philly (9-7 win)...in his win on Aug. 6 at Milwaukee, he retired all 12 Brewers batters to match his career high for innings pitched (4 IP).
- ▶ Allowed Mark McGwire's 60th HR of the season on Sept. 26...was also McGwire's 400th HR of the decade.
- ▶ Retired the 1st batter faced 58-of-79 (73 percent) times...stranded 34-of-50 inherited baserunners...held opposing baserunners to just 5 stolen bases on 14 attempts.

1998

- ▶ Led all Major League relievers with 102.0 IP...ranked 4th among N.L. relievers with 86 strikeouts...led N.L. relievers with 9 HBP and ranked 3rd with 14 HRs allowed.
- ▶ Led the club with a career-high 67 relief appearances...had a career-high 5 victories for the 2nd consecutive season, but was a victim of 3 blown saves.
- ▶ Converted 1 of 4 save opportunities...earned his only save in the 18-7 victory on April 10 at Colorado (3.0 IP)...recorded a career-high 8 strikeouts at Detroit on June 27 and tied his career high by throwing 4 innings...he struck out the side twice in the game and his 8 strikeouts were the most by an N.L. reliever in a game all season...also had a 7-strikeout game on May 16 vs. the Cubs (3.2 IP).
- ▶ Threw at least 2.0 innings in 26 appearances, including 5 straight games from May 12-24, and threw at least 3.0 innings in 10 games...retired the 1st batter 52 of 67 times (78 percent), the best percentage on the club...stranded 24-36 inherited baserunners.
- ▶ Entered 7 games with at least 2 inherited runners and stranded them all.
- ▶ Recorded his 1st Major League hit (off Turk Wendell) on May 20 at New York (NL).

1997

- ▶ With 96 strikeouts, ranked 5th among National League rookie pitchers and led all Major League rookie relievers...led Major League rookie relievers and ranked 2nd among N.L. relievers overall with 97.1 IP...was tied for 3rd among N.L. rookies with 59 appearances.
- ▶ Finished the season with a 4-game winning streak...joined the Reds on the 2nd day of the season, when Jeff Brantley went on the D.L...appeared on April 3 vs. Colorado and the next day was optioned to Class AAA Indianapolis, when Scott Service was claimed off waivers.
- ▶ Was 3-1 with a 1.30 ERA and 2 saves in 19 games for Indy, before he was recalled again on May 17...spent the rest of the season in the Majors.
- ▶ When promoted, led the American Association in appearances and was a 3rd of an inning short of qualifying for the league lead in ERA.
- ▶ Prior to his May 17 promotion, he posted a 0.48 ERA in his last 13 games for the Indians...had a 7.94 ERA at Cincinnati in his first 4 games through May 21, but in his next 40 games from May 25-Aug. 19 posted a 1.77 ERA to drop overall ERA to 2.26.
- ▶ Earned his 1st Major League victory vs. the Mets on June 7, a 10-5 Reds win (3.2 IP, 1 ER)...earned his 1st Major League save vs. Milwaukee on July 2, in a 7-4 victory.
- ▶ Surrendered Ellis Burks' 200th career homer vs. Colorado, Aug. 20.

1996

- ▶ Was promoted on Sept. 3 after posting a 1.13 ERA over his last 18 games at Indianapolis...would have led the American Association in ERA but fell 6.1 innings shy of qualifying.
- ▶ Made his season debut on Sept. 6, in the 2nd game of a doubleheader vs. San Francisco and pitched 2.0 scoreless innings in relief while recording his 1st Major League RBI.

1995

- ▶ Saw his season end in mid-August with a broken left hand...began the season at Indy, and was promoted on May 5...made his Major League debut on May 6 vs. the Mets (1.1 IP, 2 H, 1 ER)...made another appearance on May 13 at Atlanta (1 IP) before he returned to Indy on May 14.
- ▶ Was recalled a 2nd time on June 20 pitched that day vs. Atlanta...was optioned back to Indy on June 22 and remained there until the hand injury.

1994

- ▶ In just his 2nd pro season jumped from the Rookie League to Class AA Chattanooga...struck out 12 batters in 7.0 innings vs. Nashville on May 3.

1993

- ▶ Began his career as a starter...led the Pioneer League with 2 shutouts.

Miscellaneous Notes

- ▶ Full name is **William Scott Sullivan**...he and his wife, Leann, have a son, William Seth, and a daughter, Lauren Scott.
- ▶ Graduated from Pickens Academy (Carrollton, Ala.) in 1989, where he played baseball, basketball and football...attended Marion Military Institute in Marion, Ala.
- ▶ Graduated with a business degree from Auburn University in 1993, where as a senior he had 81 strikeouts in 60.1 innings.
- ▶ Conducted a 2-day clinic for 200 kids in the Turks and Caicos Islands in the Caribbean in January, 2002.
- ▶ Was named the 2001 Reds Player of the Year Award.
- ▶ Rented the Champions Room at Cinergy Field and hosted 50 volunteers from Children's Hospital and their families on Aug. 30, 2002.

Sullivan's Career Statistics

Year	Club	W-L	ERA	G	GS	CG	SHO	SV	IP	H	R	ER	HR	HB	BB	SO	WP	BK
1993	Billings	5-0	1.67	18	7	2	*2	3	54.0	33	13	10	1	6	25	79	2	5
1994	Chattanooga	11-7	3.41	34	13	2	0	7	121.1	101	60	46	8	6	40	111	5	4
1995	Indianapolis	4-3	3.53	44	0	0	0	1	58.2	51	31	23	2	2	24	54	3	0
	CINCINNATI	0-0	4.91	3	0	0	0	0	3.2	4	2	2	0	0	2	2	0	0
1996	Indianapolis	5-2	2.73	53	3	0	0	1	108.2	95	38	33	10	4	37	77	5	0
	CINCINNATI	0-0	2.25	7	0	0	0	0	8.0	7	2	2	0	1	5	3	1	0
1997	Indianapolis	3-1	1.30	19	0	0	0	2	27.2	16	4	4	0	7	4	23	1	0
	CINCINNATI	5-3	3.24	59	0	0	0	1	97.1	79	36	35	12	1	30	96	7	1
1998	CINCINNATI	5-5	5.21	67	0	0	0	1	^102.0	98	62	59	14	9	36	86	4	0
1999	CINCINNATI	5-4	3.01	79	0	0	0	3	^113.2	88	41	38	10	8	47	78	6	1
2000	CINCINNATI	3-6	3.47	79	0	0	0	3	^106.1	87	44	41	14	9	38	96	7	0
2001	CINCINNATI	7-1	3.31	79	0	0	0	0	^103.1	94	44	38	10	8	36	82	0	0
2002	CINCINNATI	6-5	6.06	71	0	0	0	1	78.2	93	60	53	15	5	31	78	2	0
2003	CINCINNATI	6-0	3.62	50	0	0	0	0	49.2	39	22	20	4	5	26	43	1	0
	CHICAGO (AL)	0-0	3.77	15	0	0	0	0	14.1	9	6	6	2	1	6	13	0	0
Minor League Totals		28-13	2.82	168	23	4	2	14	370.1	296	146	116	21	19	130	344	16	9
N.L. Totals		37-24	3.91	494	0	0	0	9	662.2	589	313	288	79	46	251	564	28	2
A.L. Totals		0-0	3.77	15	0	0	0	0	14.1	9	6	6	2	1	6	13	0	0
Major League Totals		31-24	3.93	444	0	0	0	9	613.0	550	291	268	75	53	225	521	27	2

*Led League ^ Led all Major League relievers

1993 Selected by the Cincinnati Reds in 2nd round of the June Free Agent Draft...signed June 8.

2003 Traded by the Cincinnati Reds to the Chicago White Sox for a player to be named, Aug. 21...Reds acquired 3B Tim Lincecum to complete trade (Aug. 26, 2003).

Signed by the Kansas City Royals as a Major League free agent, Dec. 9.

Sullivan's M.L. Batting Totals

	AVG.	AB	H	HR	RBI
M.L. Totals	.083	48	4	0	1

Sullivan's Career Fielding

POSITION	PCT.	G	PO	A	E	TC	DP
Pitcher	.903	509	36	66	11	113	1

Sullivan's 2003 and Career Breakdown

		2003							CAREER						
vs. American League	W-L	S	ERA	G	IP	H	ER	W-L	S	ERA	G	IP	H	ER	
vs. Anaheim	-	-	-	-	-	-	-	0-0	0	0.00	1	0.1	0	0	
Boston	0-0	0	54.00	1	0.1	1	2	0-0	0	54.00	1	0.1	1	2	
Chicago	-	-	-	-	-	-	-	0-0	0	2.31	7	11.2	10	3	
Cleveland	0-0	0	54.00	2	0.1	2	2	0-0	0	4.15	13	17.1	18	8	
Detroit	0-0	0	0.00	1	0.2	1	0	0-1	0	1.59	7	11.1	8	2	
Kansas City	0-0	0	-	1	0.0	0	0	1-0	0	0.00	7	9.2	5	0	
Minnesota	0-0	0	0.00	4	5.2	0	0	0-1	0	3.07	10	14.2	11	5	
New York	0-0	0	3.38	5	5.1	4	2	0-0	0	3.38	5	5.1	4	2	
Oakland	-	-	-	-	-	-	-	0-0	0	5.40	2	3.1	4	2	
Seattle	-	-	-	-	-	-	-	0-0	0	0.00	1	1.0	0	0	
Tampa Bay	0-0	0	0.00	1	0.1	0	0	0-0	0	0.00	1	0.1	0	0	
Texas	0-0	0	0.00	2	2.2	1	0	0-1	0	12.46	4	4.1	5	6	
Toronto	0-0	0	0.00	2	1.1	2	0	0-0	0	0.00	2	1.1	2	0	
vs. National League	W-L	S	ERA	G	IP	H	ER	W-L	S	ERA	G	IP	H	ER	
vs. Arizona	0-0	0	1.93	4	4.2	1	1	0-1	0	1.93	17	23.1	14	5	
Atlanta	1-0	0	13.50	2	0.2	1	1	4-1	0	4.61	22	27.1	30	14	
Chicago	0-0	0	1.80	4	5.0	4	1	2-1	1	3.40	44	55.2	48	21	
Colorado	1-0	0	0.00	1	2.0	1	0	2-0	1	6.52	21	29.0	36	21	
Florida	1-0	0	2.08	4	4.1	2	1	2-1	0	3.03	20	29.2	26	10	
Houston	0-0	0	0.00	3	3.1	0	0	3-2	0	3.29	39	54.2	46	20	
Los Angeles	0-0	0	5.40	2	1.2	1	1	1-0	0	3.38	26	37.1	31	14	
Milwaukee	1-0	0	7.20	6	5.0	6	4	2-2	3	4.47	41	48.1	39	24	
Montreal	1-0	0	0.00	2	2.1	0	0	5-1	0	2.42	20	26.0	18	7	
New York	0-0	0	0.00	2	1.1	2	0	2-3	2	3.03	24	38.2	32	13	
Philadelphia	0-0	0	43.20	3	1.2	6	8	1-1	2	6.60	23	30.0	28	22	
Pittsburgh	0-0	0	0.00	4	4.2	2	0	4-3	0	3.59	44	52.2	44	21	
St. Louis	1-0	0	4.76	4	5.2	5	3	6-2	0	4.09	50	70.1	63	32	
San Diego	0-0	0	0.00	3	2.2	1	0	0-2	0	5.50	30	34.1	35	21	
San Francisco	0-0	0	0.00	2	2.1	5	0	2-1	0	4.42	27	38.2	40	19	
Monthly	W-L	S	ERA	G	IP	H	ER	W-L	S	ERA	G	IP	H	ER	
March/April	2-0	0	3.52	13	15.1	10	6	8-4	2	4.76	75	90.2	85	48	
May	3-0	0	6.39	14	12.2	15	9	5-4	1	3.56	89	126.1	110	50	
June	1-0	0	3.27	11	11.0	9	4	6-3	1	3.88	91	130.0	120	56	
July	0-0	0	0.00	7	5.1	4	0	4-6	2	2.93	87	116.2	95	38	
August	0-0	0	0.87	9	10.1	4	1	3-4	2	4.79	81	107.0	101	57	
September/October	0-0	0	5.79	11	9.1	6	6	11-3	1	3.81	86	106.1	87	45	
Situational Pitching	W-L	S	ERA	G	IP	H	ER	W-L	S	ERA	G	IP	H	ER	
Home	2-0	0	6.19	37	36.1	33	25	22-12	2	4.18	275	357.1	324	166	
Road	4-0	0	0.33	28	27.2	15	1	15-12	7	3.60	234	319.2	274	128	
Before ASG	6-0	0	3.66	45	44.1	38	19	19-12	6	3.81	287	387.0	341	164	
After ASG	0-0	0	3.20	20	19.2	10	7	18-12	3	4.03	222	290.0	257	130	
Starter	-	-	-	-	-	-	-	-	-	-	-	-	-	-	
Reliever	6-0	0	3.66	65	64.0	48	26	37-24	9	3.91	509	677.0	598	294	

Sullivan's Career by Ballpark

Ballpark	W-L	S	ERA	G	IP	ER	Ballpark	W-L	S	ERA	G	IP	ER
Edison Field	0-0	0	0.00	1	0.1	0	Coors Field	1-0	1	8.62	10	15.2	15
U.S. Cellular Field	0-0	0	3.45	14	15.2	6	Pro Player Stadium	1-0	0	1.50	9	12.0	2
Jacobs Field	0-0	0	3.18	4	5.2	2	Astrodome	0-1	0	2.53	7	10.2	3
Tiger Stadium	0-0	0	2.25	1	4.0	1	Minute Maid Park	0-1	0	6.39	13	12.2	9
Comerica Park	0-0	0	0.00	3	3.1	0	Dodger Stadium	1-0	0	3.27	16	22.0	8
Kauffman Stadium	1-0	0	0.00	2	4.2	0	County Stadium	0-1	1	4.09	7	11.0	5
Metrodome	0-0	0	1.13	5	8.0	1	Miller Park	1-0	0	2.70	10	10.0	3
Yankee Stadium	0-0	0	0.00	1	1.2	0	Olympic Stadium	0-0	0	1.93	6	9.1	2
Tropicana Field	0-0	0	0.00	1	0.1	0	Shea Stadium	0-2	2	3.32	12	19.0	7
Arlington Stadium	0-1	0	32.40	2	1.2	6	Veterans Stadium	0-1	2	3.07	10	14.2	5
Bank One Ballpark	0-0	0	2.70	7	10.0	3	Three Rivers Stadium	0-0	0	3.09	11	11.2	4
Atlanta-Fulton County	0-0	0	0.00	1	1.0	0	PNC Park	1-0	0	3.60	8	10.0	4
Turner Field	1-1	0	2.70	9	10.0	3	Busch Stadium	5-2	0	3.92	26	41.1	18
Wrigley Field	2-0	1	2.08	18	21.2	5	Qualcomm Stadium	0-1	0	5.27	13	13.2	8
Cinergy Field	20-12	2	3.95	238	321.0	141	3Com Park	0-1	0	4.61	8	13.2	7
Great Am. Ball Park	2-0	0	6.26	26	27.1	19	Pacific Bell Park	0-0	0	5.73	8	11.0	7



MIKE SWEENEY

FIRST BASEMAN



Career Notes

Height, Weight:
6-3, 225

Bats/Throws:
Right/Right

Resides:
Lake Tahoe, Nev.

Birthdate (Age):
July 22, 1973 (30)

Birthplace:
Orange, Calif.

Acquired:
Selected in the 10th round of the 1991 June Free Agent Draft

Contract Status:
Signed through 2007

M.L. Service:
7 years, 69 days

Major League Awards

All-Star

- ▶ 2003 - Kansas City
- ▶ 2002 - Kansas City
- ▶ 2001 - Kansas City
- ▶ 2000 - Kansas City

- ▶ Has been an All-Star selection for 4 straight seasons...was the Royals Player of the Year in 2000 and 2002.
- ▶ Has batted over .300 in 4 of the last 5 straight seasons, hitting at a .324 clip since 1999 (836-for-2,615) with 120 home runs and 514 RBI.
- ▶ Sweeney holds the Royals single-season RBI record with 144 RBI set in 2000, breaking Hal McRae's mark of 133 set in 1982.
- ▶ In 2000 he became the 1st American League player to hit at least .330 with 200 hits and 140 RBI since Al Rosen in 1953 with Cleveland.
- ▶ Ranks among the club's all-time leaders in nearly every offensive category, including batting average (.307, 1st), slugging percentage (.497, 2nd), hit by pitch (47, 4th), RBI (604, 5th), doubles (205, 6th), hits (1,014, 7th), home runs (139, 6th) and runs (532, 7th).
- ▶ Set a club record and tied the American League record by collecting an RBI in 13 straight games from June 23-July 4, 1999...the 58-year-old record was originally set by Chicago's Taffy Wright in 1941.
- ▶ Had a 25-game hitting streak from July 18-Aug. 13, 1999, the 3rd longest single season hitting streak in club history.
- ▶ With 206 hits in 2000, he teamed with Johnny Damon to become the 1st teammates in franchise history to each collect 200 hits in the same season...also became just the 5th set of teammates to accomplish the feat since 1990.
- ▶ Traveled to Japan for an 8-game tour as part of the Major League Baseball All-Star squad following the 2000 season...hit .364 (4-for-11) with a double, 3 runs scored, 2 RBI and a .455 slugging percentage in 7 contests...stroked a 2-run double in MLB's 5-1 win in Game 5...the All-Stars posted a 5-2-1 record against the Japanese club.
- ▶ Threw out 46 of 138 baserunners attempting to steal during his career as a catcher, a 33 percent ratio.

2003

- ▶ Was named to his 4th consecutive Major League All-Star Game, despite playing in a season that was plagued by injuries...did not play in the game at U.S. Cellular Field.
- ▶ Joined closer Mike MacDougal at the Mid-Summer Classic, marking

Sweeney's Career Bests		
Season:		
Avg:	.340	2002
Hits	206	2000
HR	29	00,01
RBI	144	2000
SB	10	2001
Hit Streak	25	1999

Game Highs:

Hits	4 - 16 times
	Last: at Min, 6/20/02
Home Runs	2 - 10 times
	Last: vs. Cle, 5/9/02
RBI	5 - 6 times
	Last: vs. Min, 6/16/03
Grand Slams	1 - 2 times
	Last: at Col (G1), 6/7/03



the 1st time since 2000 (Sweeney & Jermaine Dye) that KC had 2 representatives and just the 2nd time since 1989 (Bo Jackson and Mark Gubicza).

- ▶ Sweeney joined former Royals George Brett (13), Amos Otis (5), Frank White (5) and Cookie Rojas (4) as KC's only 4-time selections.
- ▶ Was KC's Opening Day starter at 1st base for the 4th straight season...was the 5th time in his career he started on Opening Day (also at catcher in 1998).
- ▶ Finished the season with a .293 average, his lowest average since hitting .259 in 1998...played in just 108 games, also his fewest since 1998...recorded 18 doubles, 1 triples, 16 home runs and 83 RBI on the year.
- ▶ Hit .335 (58-173) at Kauffman Stadium, compared to a .260 (57-219) mark on the road.
- ▶ Posted a .363 (69-190) average with runners on base and .398 (43-108) with runners in scoring position...would have led the league with RISP by 41 points if he met the minimum plate appearance criteria.
- ▶ Hit his 1st homer of the season and 124th of his career vs. Chicago on April 3, moving him into a tie for 6th all-time in club history (also Danny Tartabull).
- ▶ Went 2-for-4 with a homer and 4 RBI at Cleveland on April 14...his homer broke an 0-for-12 streak and came in the 7th inning of a 5-2 win and moved him into sole possession of 6th on KC's career homer chart.
- ▶ Hit a game-winning 2-run home run in the 9th inning at Chicago on April 15 and finished 2-for-4 with a double, home run and 3 RBI.
- ▶ Hit a 2-run homer in the 1st off Boston's Casey Fossum at Fenway Park on May 1...KC led 5-3 in the game, but allowed runs in the 7th and 8th to fall, 6-5.
- ▶ Drew a walk in 7 straight games (9 total) from April 22-30.
- ▶ Hit safely in 14 of 15 games from May 1-20, including 9 straight games from May 7-20...hit .500 (17-34) during the 9-game streak.
- ▶ Led the American League in average with runners in scoring position through May 13, hitting .474 (9-19, HR, 16 RBI).
- ▶ Was named the Royals Player of the Month for May after leading the club in average (.337), hits (30) and on-base percentage (.443).
- ▶ Reached base safely in 33 straight games from April 22-June 2, before going 0-for-4 at Los Angeles...his streak was the longest active streak in the Majors at the time...he reached base 64 times in 139 plate appearances during the streak for a .460 on-base percentage (38 H, 26 BB, 0 HBP)...was the 5th-longest streak by a Royal since 1980 and was the longest since Jose Offerman had a 43-game streak July 11-Aug. 24, 1998.
- ▶ Hit his 2nd career grand slam in KC's 13-11 win in game 1 of a doubleheader at Colorado on June 7...was his 1st slam since at Seattle on May 14,

Sweeney on the Career Charts

Career Games Played		
1	2707	George Brett 1973-93
2	2324	Frank White 1973-90
3	1891	Amos Otis 1970-83
4	1837	Hal McRae 1973-87
5	1787	Willie Wilson 1976-90
6	1245	Fred Patek 1971-79
7	920	Mike Sweeney 1995-2003

Career Runs Scored		
1	1583	George Brett 1973-93
2	1074	Amos Otis 1970-83
3	1060	Willie Wilson 1976-90
4	912	Frank White 1973-90
5	873	Hal McRae 1973-87
6	571	Fred Patek 1971-79
7	532	Mike Sweeney 1995-03

Career Hits		
1	3154	George Brett 1973-93
2	2006	Frank White 1973-90
3	1977	Amos Otis 1970-83
4	1968	Willie Wilson 1976-90
5	1924	Hal McRae 1973-87
6	1036	Fred Patek 1971-79
7	1014	Mike Sweeney 1995-2003

Career Doubles		
1	665	George Brett 1973-93
2	449	Hal McRae 1973-87
3	407	Frank White 1973-90
4	365	Amos Otis 1970-83
5	241	Willie Wilson 1976-90
6	205	Mike Sweeney 1995-2003

Career Home Runs		
1	317	George Brett 1973-93
2	193	Amos Otis 1970-83
3	169	Hal McRae 1973-87
4	160	Frank White 1973-90
5	143	John Mayberry 1972-77
6	139	Mike Sweeney 1995-2003

Career Runs Batted In		
1	1595	George Brett 1973-93
2	1012	Hal McRae 1973-87
3	992	Amos Otis 1970-83
4	886	Frank White 1973-90
5	604	Mike Sweeney 1995-2003

Career Batting Average		
1	.307	Mike Sweeney 1995-03
2	.306	Jose Offerman 1996-98
3	.305	George Brett 1973-93

Hit by Pitch		
1	78	Mike MacFarlane . 1987-94, 1996-98
2	74	Hal McRae 1973-87
3	51	Willie Wilson 1976-90
4	47	Mike Sweeney 1995-2003

Extra Base Hits		
1	1119	George Brett 1973-93
2	681	Hal McRae 1973-87
3	625	Frank White 1973-90
4	623	Amos Otis 1970-83
5	414	Willie Wilson 1976-90
6	348	Mike Sweeney 1995-2003

Slugging Percentage		
1	.518	Danny Tartabull 1987-91
2	.497	Mike Sweeney 1995-2003
3	.487	George Brett 1973-93

On-Base Percentage		
1	.385	Jose Offerman 1996-98
2	.381	Mike Sweeney 1995-2003
3	.380	Kevin Seitzer 1986-91

1999

- ▶ Delivered a game-winning, 2-run single with 2 outs in the 9th vs. San Francisco on June 15.
- ▶ Tied a career-high with 5 RBI (6th time) vs. Minnesota on June 16...went 2-for-4 with a homer.
- ▶ Notched a 12-game hitting streak (tied for the club's 2nd-longest of the season) from June 4-17...hit .391 (18-47) with 3 homers and 18 RBI during the streak.
- ▶ Hit .364 (20-55) with 20 RBI during the month of June, but played just 15 games.
- ▶ Struck out in his only at bat on June 18 before leaving the game with upper back tightness...the strikeout snapped his 12-game hitting streak.
- ▶ His 12-game hitting streak came the day after seeing a 9-game streak snapped on June 3...hit safely in 32 of 35 games from May 23-Aug. 21...hit .357 (46-129) during the 35-game stretch with 5 homers and 31 RBI.
- ▶ Was placed on the Disabled List on June 26 (retro to June 19) with nerve irritation in neck/back...was reinstated on Aug. 8 after missing 45 games.
- ▶ Hit safely in 11 of his 1st 12 games after returning from the D.L., but hit just .294 (15-51) with 3 extra-base hits (3 doubles) and 8 RBI.
- ▶ Hit his 13th homer of the season on Aug. 26 vs. Texas...finished the game 3-for-5 to help Brian Anderson win his Royals debut.
- ▶ Drove in 12 runs in a 12-game stretch from Sept. 13-Sept. 27, despite hitting in just 7 of those games...went just .189 (7-for-37) in that stretch.



2002

- ▶ Turned in one of the best seasons of his career, hitting .340 for the 2nd-highest batting average in the American League and the 2nd-highest in club history.
- ▶ Was in the hunt for the A.L. batting crown through the season's final weekend, before falling short of Boston's Manny Ramirez who hit a league-best .349...was hitting .347 on Sept. 24 before going 2-for-16 in his final 4 games.
- ▶ His .340 batting average was 2nd in club history to George Brett's .390 average in 1980, ranking ahead of the previous 2nd-place mark of .335 set by Brett in 1985.
- ▶ Was selected to his 3rd straight All-Star Game...had 1 at bat in the game and fouled out...is 1 of just 5 Royals with 3 straight All-Star selections.
- ▶ Was named the Royals Player of the Year in a vote by local baseball writers, marking the 2nd time he has won the award (also 2000).
- ▶ Raised his career average to .309, the top mark in club history.
- ▶ Signed a 5-year contract extension through 2007 on March 29, 2002.
- ▶ Also led the team in slugging percentage (.563), on-base percentage (.417) and intentional walks (9th)...ranked 3rd on the team with 86 RBI.
- ▶ Was among the league leaders in on-base percentage (.417, 4th), slugging percentage (.563, 7th), intentional walks (10), and average with runners in scoring position (.402, 2nd).
- ▶ Was the 3rd toughest player in the American League to strike out, striking out just 46 times in 545 plate appearances (1 per 11.8 plate appearances).
- ▶ Became the 5th Royal in club history to record a straight steal of home and the 1st since Fred Patek vs. Minnesota on June 18, 1977 with a stolen base off New York's Andy Pettitte on Aug. 14...his stolen base came on a 1-2 count with left-hander Aaron Guiel at the plate and gave the Royals a 2-1 lead...KC lost the game 3-2 in 14 innings.
- ▶ Played in just 126 games, his fewest since 1998, after he was placed on the Disabled List



for the 1st time in his career on July 26 (retroactive to July 14) with a lower back and hip strain...he missed a total of 31 games and hit .311 (51-164) after returning from the D.L.

- ▶ KC strung together a 9-game winning streak during Sweeney's absence, as he played in only the 1st game of the 9-game streak...posted the 6th highest slugging percentage (.563) in club history, the highest since Brett's .536 mark in 1985.
- ▶ Had the 6th highest on-base percentage (.417) in franchise history, the highest since Brett's .436 mark in 1985.
- ▶ Set a club record by homering in 5 straight games from June 25 to June 29...he homered 5 times in 17 at bats.
- ▶ Hit the 100th home run of his career on April 5 vs. Chicago, becoming the 10th player in club history to hit 100 home runs...was his 13th vs. the White Sox, his highest total against any team...enters the 2003 season with 16 career homers against Chicago.
- ▶ Scored the 400th run of his career on April 24 vs. Detroit in the 4th inning.
- ▶ Recorded his 500th career RBI at Oakland on Sept. 4 with a 3-run HR.
- ▶ Was twice named the American League Player of the Week (May 20-26 and June 24-30)...he hit .500 during the week of his 1st award (in 6 games with 2 homers, 3 doubles, 7 RBI and 5 runs)...for his 2nd award, he went 10-for-21 (.476) with 10 RBI and 9 of his 10 hits for extra bases (4 doubles, 5 home runs)...he had a 1.619 slugging percentage for the week.
- ▶ Won the Royals Player of the Month award in 4 of 6 chances, winning the honor in April (.326), May (.357), June (.400) and September (.330)...Raul Ibanez was the only other player to win the award (July and August).
- ▶ Ranked 9th in the Majors in batting average in interleague play (.375, 24-64).
- ▶ Hit .361 prior to the All-Star Break, becoming the 1st Royal since George Brett in 1985 to lead the Majors in batting average at the All-Star Break.
- ▶ Ranked 2nd on the team in multiple-hit games, finishing with 48, including 2 4-hit games and 11 3-hit games.
- ▶ Started 56 games in the 3rd spot in the order and 48 in the cleanup spot.
- ▶ Put together a 12-game hitting streak from June 16-29, the longest streak by any Royals player during the season...he hit .545 (24-for-44) during the streak with 4 doubles, 6 home runs, 12 RBI and 12 runs scored...also had an 11-game hitting streak from Sept. 4-15.
- ▶ Hit his 10th multi-homer game on May 9 vs. Cleveland, hitting a pair of 2-out solo shots off Bartolo Colon in the 6th and 8th innings.
- ▶ Posted a higher average off left-handed pitchers (.357) than right-handed pitchers (.334), but hit 18 of his 24 home runs off right-handed pitchers.
- ▶ Hit over .300 against 12 of the 18 teams he faced in 2002...hit a combined .349 (74-212) against teams from the A.L. Central...hit .385 (20-52) against the division champion Twins and hit 4 home runs and drove in 14 runs against the White Sox, his highest totals against any team for the season.
- ▶ Raised his average from .309 on May 18 to a season-best .367 on June 28 with 53 hits in a 34-game stretch...he hit .424 during that span (53-125) with 12 doubles, 8 home runs and 23 RBI during that stretch.
- ▶ Hit a solo home run off Seattle's Kazuhiro Sasaki at Safeco Field to break a 5-5 tie and lock up a 7-5 win for the Royals...hit a 3-run HR off Jesus Colome at Tampa Bay in the 12th inning in KC's 7-3 victory on Aug. 17.
- ▶ Tied a career high (5th time) with 5 RBI vs. San Diego on June 28.

Royals 200 Hit Club

Willie Wilson, 1980	*230
George Brett, 1976	*215
Johnny Damon, 2000	214
George Brett, 1979	*212
Kevin Seitzer, 1987	+207
Mike Sweeney, 2000	206

Royals Top RBI Seasons

Mike Sweeney, 2000	144
Hal McRae, 1982	*133
Dean Palmer, 1998	119
Jermaine Dye, 1999	119
George Brett, 1980	118
Jermaine Dye, 2000	118
Al Cowens, 1977	112
Darrell Porter, 1979	112
George Brett, 1985	112
Jeff King, 1997	112

*Led League +Tied for League Lead



2001

- ▶ Batted .304 in 147 games and led the club in doubles (46), home runs (29), and walks (64)...earned his 2nd All-Star appearance as an American League reserve infielder at the 2001 All-Star Game in Seattle.
- ▶ Established career highs in doubles (46) and stolen bases (10), surpassing his total of 44 and 8, respectively, set in 1999 and 2000...also tied his career high of 29 HRs hit in 2000.
- ▶ Ranked 2nd in the American League in doubles with 46, 1 behind Oakland's Jason Giambi...also finished among the league leaders in extra base hits (75) and slugging percentage (.542)...drew 13 intentional walks on the season, the 6th-most in the league.
- ▶ His 46 doubles tied for 2nd on the club's single season charts with Hal McRae (1982)...McRae holds the record for most doubles in a season with 54 in 1977.
- ▶ Fell 1 RBI short of becoming the 1st player in club history to record 3 consecutive 100 RBI seasons...finished the season 1 home run short of 100 for his career...hit his 99th homer off Cleveland's John Rocker on Oct. 2.
- ▶ Hit .333 (114-342) before the All-Star break with a team-high 35 doubles, 21 home runs and 65 RBI...had a team-best .620 slugging percentage at the break.
- ▶ Recorded 3 multi-home run games, hitting a pair of home runs vs. Chicago on June 6, at Cleveland on June 30 and at Minnesota on Aug. 5 (7th, 8th and 9th career multi-homer games)...he also tied career-highs with 5 RBI in all 3 contests and had a season-high 11 total bases in the game vs. Chicago (single, double, 2 home runs)...his 2 home runs came in consecutive at bats on all 3 occasions.
- ▶ Smashed 17 doubles in May, 1 shy of the club record set by George Brett in July, 1990...during a 6-game stretch, he hit 9 doubles, including a career-best 3 at Minnesota on May 12 (Joe Randa also had 3 doubles in the game).
- ▶ Hit a walk-off home run in the 13th inning vs. St. Louis on June 14 to lift the Royals to a 3-2 victory at Kauffman Stadium and give the Royals their 1st-ever sweep over St. Louis.
- ▶ Hit .520 (26-for-50) during a season-best 13-game hitting streak from June 22 through July 5 with 19 RBI and 6 home runs.
- ▶ Became the 11th player in franchise history to homer in 4 straight games June 28-July 1...hit 5 home runs in the stretch of 13 at bats...hit 8 home runs in a 12-game stretch (June 18-July 1)...collected 30 total bases in 4 games (16 AB).
- ▶ Was named the American League Player of the Month for June after hitting .392 (38-for-97) with 6 doubles, 11 home runs and 29 RBI...was the 9th Royal to receive the monthly award and 1st since Johnny Damon (July, 2000).
- ▶ Raised his batting average to a season-high .344 on July 4 (game 83) after going 2-for-4 at Detroit...it was the same day he was named to his 2nd All-Star Game.
- ▶ Was ejected from KC's game against Detroit on Aug. 10 (1st career ejection) after charging the mound in the 6th inning...he missed the next 15 games, 5 due to a bruised hand and the next 10 to serve a suspension (1st career suspension) handed down from the Commissioner's Office...prior to that, he had played in 171 consecutive games.
- ▶ Thrived late in games, posting a .343 average (58-169) from the 7th inning on with 12 homers and 40 RBI.
- ▶ Hit .351 (40-114) with 15 doubles, 6 home runs and 13 walks in 29 games vs. teams in the A.L. East...he hit better than .400 against 2 of the 5 teams, hitting .481 vs. Toronto (13-for-27), .440 (11-for-25) vs. Boston, .364 vs. Tampa Bay (8-for-22), and .353 (6-for-17) vs. Baltimore...hit just .087 vs. New York, going 2-for-23, as KC played New York 6 times in the 1st 9 games...his 1st 6 home runs of the season came against Toronto.

2000

- ▶ Put up MVP-type numbers, posting career bests in average (.333), hits (206), home runs (29) and RBI (144).
- ▶ Earned his 1st All-Star selection when he was named a reserve for the American League club in Atlanta on July 11...joined Jermaine Dye to become the 1st pair of Royals to go to the Mid-Summer Classic since 1989 (Bo Jackson and Mark Gubicza).
- ▶ Finished 2nd in the league with a club record 144 RBI, breaking Hal McRae's mark of 133 set in 1982...Seattle's Edgar Martinez took the RBI crown with 145 on the season.



- ▶ Finished 3rd in the A.L. circuit with 206 hits, behind only Darin Erstad (240) and Johnny Damon (214).
- ▶ Led the league by hitting at a .385 clip (79-for-205) with 10 home runs and 102 RBI with runners in scoring position.
- ▶ Logged the 2nd-best road average in the league by hitting .359 (111-for-309) with 12 homers and 71 RBI away from Kauffman Stadium.
- ▶ Tied Carlos Delgado as the most frequently-hit batter in the A.L...both were hit by 15 pitches...also finished 2nd in the league with 13 sacrifice flies.
- ▶ Named Royals Player of the Month for May after hitting at a team-high .385 clip, the highest monthly average of his career...registered 28 RBI in 27 games, the most of any Royal during the month.
- ▶ Set a career high by driving in 5 runs in Kansas City's 16-3 win at Pittsburgh on June 3...had 4 hits in the ballgame, including a 3-run homer, and scored 3 runs.
- ▶ Tied John Mayberry's 1973 club record with 74 RBI through June.
- ▶ Owned a .360 average with 15 homers and 78 RBI at the All-Star break...batted at a .301 clip with 14 homers and 66 RBI after the break.
- ▶ Passed the 100-RBI mark for the 2nd straight year on Aug. 13, reaching the century mark faster than any player in Royals history...Hal McRae collected RBI #100 on Aug. 16, 1982.
- ▶ Put together a 16-game hitting streak from Aug. 13-30, tying Johnny Damon for the longest streak by a Royal on the season...went 23-for-63 (.365) during that stretch.
- ▶ Tied the club record for RBI in a single season by belting 2 solo homers in Kansas City's 11-3 loss at Seattle on Sept. 12.
- ▶ Set the Royals single-season RBI record by hitting a sacrifice fly to give the Royals 10-9 lead at Texas on Sept. 15...Kansas City lost the game by a 12-11 count in 10 innings.

1999

- ▶ Began the year as the club's 3rd catcher and part-time designated hitter but put together one of the top offensive campaigns in club history, earning the Joe Burke Special Achievement Award.
- ▶ Led the team with a .322 average, tied for 2nd in doubles (44), home runs (22) and runs scored (101), and was 3rd in RBI (102).
- ▶ Tied for 2nd in the American League in doubles and was the league's 3rd-toughest batter to fan, striking out just once every 13.4 plate appearances.
- ▶ Became the 4th Royal to score 100 runs and drive in 100 runs in the same season, joining Darrell Porter (1979), George Brett (1979 & 1985) and Carlos Beltran, who also accomplished the feat in 1999.
- ▶ Connected for a pair of homers at Tampa Bay on May 5, both off Ryan Rupe...it was the first of his 3 multi-home run games.
- ▶ Belted his 1st career grand slam at Seattle on May 14 off Jeff Fassero...the 4 RBI in the contest matched his career high.
- ▶ Primarily used as the designated hitter in the first 2 months of the season...made his Major League debut at 1st base on June 5 in the 2nd game of the twinbill vs. Cincinnati and logged more time at 1st base than any other player after that time.
- ▶ Hit safely in 16 straight games from June 22-July 7...was 26-for-65, .400, during the streak with 16 runs scored and 19 RBI.
- ▶ Set a club record and tied the American League record by collecting an RBI in 13 straight games from June 23-July 4...recorded 19 RBI in the 13 contests...the 58-year-old AL record was originally set by Chicago's Taffy Wright in 1941.
- ▶ Earned AL Player of the Week honors for June 27-July 4...batted .400 (12-for-30) during the week with 2 doubles, 4 homers, 26 total bases and an .867 slugging percentage.
- ▶ Put together a career-high 25-game hitting streak from July 18-Aug. 13...was 42-for-102 (.412) during the hot stretch with 23 runs scored and 25 RBI...it was the 3rd-longest streak in the league in 1999 and was the 3rd-longest single-season hitting streak in club history, behind only George Brett's 30-game streak in 1980 and Jose Offerman's 27-game streak in 1998.

- ▶ Garnered more at-bats as the designated hitter than any other player on the club, batting at a .333 clip (91-for-273) with 13 homers and 53 RBI in 71 contests as the DH.
- ▶ Posted a .981 fielding percentage at 1st base, committing a dozen errors...played in just 4 games making 3 starts in back of the plate without an error.

1998

- ▶ Split time behind the plate with Sal Fasano...posted a .259 batting average with 8 home runs and 35 RBI in 92 games in his 1st full season at the big league level.
- ▶ Was the Royals Opening Day backstop, the 4th different catcher to start on Opening Day for Kansas City in a 4-year span.
- ▶ Tied a club record with 2 hits in an inning vs. Oakland on May 31.
- ▶ Recorded a career-high 4 hits and matched his career high with 4 RBI vs. Oakland on Sept. 14...recorded a single, 2 doubles and a home run in the contest...missed hitting for the cycle by about 40 feet, when he retreated to 2nd base on what appeared to be a sure triple in the 8th inning with the Royals leading by a 12-6 score.
- ▶ Was a .282 hitter (22-for-78) when batting with runners in scoring position, including a .333 mark (8-for-24) with a runner on 3rd base.

1997

- ▶ Mike split the catching duties with Mike Macfarlane in 1997...made 76 appearances behind of the plate, including 63 starts.
- ▶ Made the Opening Day roster out of Spring Training...optioned to Omaha (AAA) but recalled just 3 days later.
- ▶ Belted a 2-run 9th inning game-winning home run off Detroit's Doug Brocail on May 15.
- ▶ Optioned to Omaha for a 2nd time on May 28...recalled July 9 to begin the season's 2nd half.
- ▶ Threw out 23 of 55 runners attempting to steal (42 percent).

1996

- ▶ Started the year at the Double-A level and progressed up the ladder, finishing the season with Kansas City...earned Royals Minor League Player of the Year honors in the process.
- ▶ Recalled by Kansas City on July 17...notched a .279 average with 4 home runs and 24 RBI in 50 contests at the big league level.
- ▶ Made his 1st big league start of the season on July 18 at Chicago as the designated hitter...responded with 2 hits in 3 at-bats.
- ▶ 1st homer was a 3-run shot off Jamie Moyer at Seattle, Aug. 12.
- ▶ Threw out 6 of 17 runners attempting to steal (35 percent).
- ▶ Named the catcher on the Minor League All-Star team by *Baseball America* and was the catcher on the Howe SportsData All-Star team...named the 7th-best prospect in the Texas League in a *Baseball America* survey of the league's managers.

1995

- ▶ Recalled by the Royals in September...his 1st Major League hit, a single, came as a pinch hitter off Cleveland's Paul Assenmacher at Jacobs Field in the final game of the season.

Minor League Notes

- ▶ Sweeney was selected in the 10th round of 1991 June Free Agent Draft.
- ▶ Named to Northwest League All-Star team in 1993.
- ▶ Earned the Midwest League's Player of the Week honors April 24-30, 1994 and was selected to play in the league's All-Star game despite spending May 24-July 5 on the Disabled List with a fractured left ankle.
- ▶ Named the 7th-best prospect in the Carolina League by *Baseball America* in 1995 as he led the league in hitting and slugging (.548) and was 2nd with a .424 on base percentage.
- ▶ Began the 1996 season in the Texas League, hitting at a .319 clip with 14 home runs and 51 RBI in 66 games...selected to play in the Texas League All-Star Game.



Miscellaneous Notes

- ▶ **Michael John Sweeney** married the former Shara Nettles following the 2002 season...graduated from Ontario (Calif.) High in 1991...earned 3 letters in baseball and helped his team to a 26-0 record and state title in 1991.
- ▶ Dedicates his time to various causes including Children's Mercy Hospital and serves on the Royals Charities Board of Directors.
- ▶ Is actively involved with the Greater Kansas City chapters of both the Fellowship of Christian Athletes and Youth Front.
- ▶ Teams up annually with Kansas City Chiefs running back Tony Richardson to host the Sweeney-Richardson Golf Classic...proceeds of the event benefited Athletes in Action, a faith-based outreach program...partners with the Garth Brooks Teammates for Kids Foundation...is a spokesman for the "Enjoy the Game" program, which emphasizes good sportsmanship and teamwork...invites area charity and non-profit groups to attend Royals games as part of the "Sween Team."
- ▶ Was named a 2003 Good Guy in Sports by *The Sporting News*, 1 of 14 Major League Baseball players to receive the award.
- ▶ Made his acting debut on Saturday Night Live with Helen Hunt following the 1997 season.

Sweeney's All-Star Game Record

Year	Club, Site	AVG.	G	AB	R	H	2B	3B	HR	RBI	SH	SF	HP	BB	SO	SB	CS	E
2000	A.L., Atl.	.000	1	1	0	0	0	0	0	0	0	0	0	0	0	0	0	0
2001	A.L., Sea.	.000	1	1	0	0	0	0	0	0	0	0	0	0	0	0	0	0
2002	A.L., Mil.	.000	1	1	0	0	0	0	0	0	0	0	0	0	0	0	0	0
2003	A.L., Chi. (AL)																	
(Injured - Did Not Play)																		
All-Star Game Totals		.000	3	3	0	0	0	0	0	0	0	0	0	0	0	0	0	0

Sweeney's Career Fielding

POSITION	PCT.	G	PO	A	E	TC	DP
1st Base	.989	443	3706	357	46	4109	431
Catcher	.988	201	1111	73	14	1198	22

Sweeney's Career Statistics

Year	Club	AVG	G	AB	R	H	2B	3B	HR	RBI	SH	SF	HP	BB	SO	SB	CS	E
1991	Gulf Coast	.216	38	102	8	22	3	0	1	11	0	2	0	11	9	1	0	4
1992	Eugene	.221	59	199	17	44	12	1	4	28	1	2	4	13	54	3	3	14
1993	Eugene	.240	53	175	32	42	10	2	6	29	0	1	3	30	41	1	0	7
1994	Rockford	.301	86	276	47	83	20	3	10	52	0	4	9	55	43	0	1	6
1995	Wilmington	*.310	99	332	61	103	23	1	18	53	1	5	9	60	39	6	1	7
	KANSAS CITY	.250	4	4	1	1	0	0	0	0	0	0	0	0	0	0	0	1
1996	Wichita	.319	66	235	45	75	18	1	14	51	0	4	2	32	29	3	2	1
	Omaha	.257	25	101	14	26	9	0	3	16	1	0	3	6	13	0	0	0
	KANSAS CITY	.279	50	165	23	46	10	0	4	24	0	3	4	18	21	1	2	1
1997	KANSAS CITY	.242	84	240	30	58	8	0	7	31	1	2	6	17	33	3	2	3
	Omaha	.236	40	144	22	34	8	1	10	29	0	3	2	18	20	0	2	1
1998	KANSAS CITY	.259	92	282	32	73	18	0	8	35	2	1	2	24	38	2	3	8
1999	KANSAS CITY	.322	150	575	101	185	44	2	22	102	0	4	10	54	48	6	1	12
2000	KANSAS CITY	.333	159	618	105	205	30	0	29	144	0	13	+15	71	67	8	3	9
2001	KANSAS CITY	.304	147	559	97	170	46	0	29	99	1	6	2	64	64	10	3	12
2002	KANSAS CITY	.340	126	471	81	160	31	1	24	86	0	7	6	61	46	9	7	9
	Omaha	.250	3	12	2	3	1	0	1	4	0	1	0	1	2	0	0	0
2003	KANSAS CITY	.293	108	392	62	115	18	1	16	83	0	5	2	64	56	3	2	4
	Omaha	.250	2	8	3	2	1	0	1	1	0	0	0	1	1	0	0	0
Minor League Totals		.274	471	1584	251	434	105	9	68	274	3	22	32	227	251	14	9	40
Major League Totals		.307	920	3306	532	1014	205	4	139	604	4	41	47	373	373	42	23	59

*-Led League + -Tied for League Lead

1991 Selected by Royals in the 10th round of June Free Agent Draft...signed by Floyd Chandler.



Sweeney's 2003 and Career Breakdown

2003						CAREER					
	AVG.	AB	H	HR	RBI	AVG.	AB	H	HR	RBI	
vs. American League											
vs. Anaheim	.154	26	4	0	2	.286	217	62	2	40	
Baltimore	.250	12	3	1	2	.268	153	41	6	19	
Boston	.278	18	5	1	5	.314	185	58	4	30	
Chicago	.342	38	13	4	14	.316	297	94	20	66	
Cleveland	.229	35	8	1	7	.327	284	93	15	62	
Detroit	.111	36	4	0	6	.332	292	97	12	46	
Kansas City	-	-	-	-	-	-	-	-	-	-	
Minnesota	.281	57	16	2	8	.303	333	101	13	68	
New York	.292	24	7	0	8	.226	190	43	4	28	
Oakland	.423	26	11	1	1	.324	210	68	8	35	
Seattle	.267	15	4	1	2	.278	227	63	15	41	
Tampa Bay	.273	11	3	0	0	.286	140	40	7	21	
Texas	.520	25	13	2	11	.363	201	73	10	45	
Toronto	.429	21	9	1	4	.303	201	61	10	32	
vs. National League											
vs. Arizona	.267	15	4	0	1	.259	27	7	1	6	
Atlanta	-	-	-	-	-	-	-	-	-	-	
Chicago	-	-	-	-	-	.293	41	12	1	10	
Cincinnati	-	-	-	-	-	.250	24	6	0	0	
Colorado	.455	11	5	1	6	.455	11	5	1	6	
Florida	-	-	-	-	-	.400	10	4	0	0	
Houston	-	-	-	-	-	.286	42	12	1	4	
Los Angeles	.273	11	3	0	2	.273	11	3	0	2	
Milwaukee	-	-	-	-	-	.240	50	12	1	6	
Montreal	-	-	-	-	-	.583	12	7	0	0	
New York	-	-	-	-	-	.600	10	6	1	2	
Philadelphia	-	-	-	-	-	-	-	-	-	-	
Pittsburgh	-	-	-	-	-	.422	45	19	2	11	
St. Louis	-	-	-	-	-	.296	71	21	2	13	
San Diego	-	-	-	-	-	.273	11	3	2	7	
San Francisco	.273	11	3	1	4	.273	11	3	1	4	
Monthly	AVG.	AB	H	HR	RBI	AVG.	AB	H	HR	RBI	
March/April	.268	71	19	5	19	.288	514	148	27	87	
May	.337	89	30	4	11	.329	577	190	25	100	
June	.364	55	20	3	20	.364	484	176	26	113	
July	-	-	-	-	-	.309	460	142	16	78	
August	.298	84	25	1	15	.279	621	173	19	115	
September/October	.226	93	21	3	18	.285	650	185	26	111	
Situational Hitting	AVG.	AB	H	HR	RBI	AVG.	AB	H	HR	RBI	
Home	.335	173	58	7	41	.306	1622	497	74	316	
Road	.260	219	57	9	42	.307	1684	517	65	288	
Day	.296	142	42	6	23	.306	986	302	45	190	
Night	.292	250	73	10	60	.307	2320	712	94	414	
Natural Grass	.299	338	101	15	80	.307	2865	879	119	525	
Artificial Turf	.259	54	14	1	3	.306	441	135	20	79	
Before ASG	.321	215	69	12	50	.327	1704	558	83	321	
After ASG	.260	177	46	4	33	.285	1602	456	56	283	
vs. LHP	.277	112	31	5	20	.304	786	239	32	138	
vs. RHP	.300	280	84	11	63	.308	2520	775	107	466	
with RISP	.398	108	43	6	67	.339	926	314	47	475	
Bases Loaded	.667	9	6	1	12	.429	70	30	2	79	
Pinch Hitter	.000	1	0	0	0	.238	21	5	0	1	
Desig. Hitter	.272	239	65	6	41	.290	1011	293	36	176	

Sweeney's Career by Ballpark

Ballpark	AVG	AB	H	HR	RBI	Ballpark	AVG	AB	H	HR	RBI
Edison Field	.291	117	34	1	21	Skydome	.306	108	33	6	19
Camden Yards	.269	67	18	1	6	Wrigley Field	.320	25	8	0	7
Fenway Park	.308	91	28	1	13	Cinergy Field	.400	10	4	0	0
U.S. Cellular Field	.313	160	50	10	30	Coors Field	.455	11	5	1	6
Jacobs Field	.335	155	52	9	37	Astrodome	.000	3	0	0	0
Tiger Stadium	.315	54	17	3	4	Minute Maid Park	.615	13	8	1	2
Comerica Park	.290	93	27	1	13	Dodger Stadium	.273	11	3	0	2
Kauffman Stadium	.306	1622	497	74	316	County Stadium	.217	23	5	1	5
Metrodome	.289	166	48	5	31	Miller Park	.333	9	3	0	0
Yankee Stadium	.213	80	17	1	8	Olympic Stadium	.583	12	7	0	0
Network Associates	.304	102	31	4	14	Shea Stadium	.600	10	6	1	2
Kingdome	.229	48	11	3	11	Three Rivers Stadium	.444	18	8	1	6
Safeco Field	.269	78	21	5	12	PNC Park	.125	8	1	0	0
Tropicana Field	.316	76	24	5	12	Busch Stadium	.269	26	7	0	5
Ballpark in Arlington	.373	110	41	5	22						

ROYALS REVIEW HISTORY RECORDS OPERATIONS MEDIA



ERIC THOMPSON

RIGHT-HANDED PITCHER

(NON-ROSTER)



70

2003

Height, Weight:
6-2, 190

Bats/Throws:
Right/Right

Resides:
Fairborn, Ohio

Birthdate:
Sept. 7, 1977 (26)

Birthplace:
Dayton, Ohio

Acquired:
Signed as a minor league free agent, May 24, 2003

Contract Status:
Signed through 2004

M.L. Service:
0 days (Rookie)

- ▶ Signed by the Royals as a minor league free agent on May 24 after he was released by the Oakland Athletics on May 7...was released by the A's after going a combined 0-3 with a 7.85 ERA in 8 games (5 starts) with Sacramento (AAA) and Midland (AA)...went 11-0 with 1 save and a 2.11 ERA for Wichita (AA).
- ▶ Was tied for 3rd in the Royals minor league system with 11 wins...trailed only Zack Greinke (15) and Jimmy Gobble (12).
- ▶ Would have ranked 6th among all minor leaguers in ERA, but was 8.0 innings shy of meeting minimum qualifications.
- ▶ Ranked 5th in the Texas League in wins.
- ▶ Began stint with Wichita as a reliever, making 6 relief appearances in his 1st 7 games...became a regular starter on June 23 vs. El Paso (6.0 IP, 2 H, 1 ER).
- ▶ Finished the season by winning his last 6 starts...allowed just 4 ER in his last 5 starts (27.1 IP, 1.32 ERA).

Minor League Notes

- ▶ Posted a combined 6-5 record between Midland and Sacramento (AAA) in 2002...opened the season with Midland and went 6-4 with a 3.18 ERA in 24 starts...was 0-1 with a 9.15 ERA in 11 games (1 start) for Sacramento.
- ▶ Spent the entire 2001 season with Midland and went 1-4 with a 4.31 ERA in 35 games, including 5 starts...ranked 4th among league relievers in strikeouts per 9.0 innings (10.57)...ranked 5th among league relievers in walks per 9.0 IP (2.08).
- ▶ Selected in the 12th round of the 1998 June Free Agent Draft...signed by Rich Sparks.

Miscellaneous Notes

- ▶ Full name is **Eric Brent Thompson**...graduated from Greenon (Ohio) High School...attended Ohio State and went 10-3 and led OSU starters with a 2.88 ERA in 1997...was 2nd in the Big Ten in wins, 3rd in ERA, complete games (6) and strikeouts (97) and 4th in innings pitched (97.0).

Year	Club	W-L	ERA	G	GS	CG	SHO	SV	IP	H	R	ER	HR	HB	BB	SO	WP	BK
1998	Sou Oregon	5-2	4.45	13	12	0	0	0	56.2	60	34	28	7	3	25	51	2	5
1999	Visalia	9-6	5.61	31	20	0	0	1	126.2	150	91	79	9	11	56	110	10	1
2000	Visalia	4-3	4.98	13	7	0	0	1	56.0	49	31	31	5	2	18	61	0	0
	Midland	6-6	3.91	18	15	0	0	1	101.1	107	52	44	5	0	23	79	0	1
2001	Midland	1-4	4.31	35	5	0	0	2	64.2	74	32	31	9	5	21	69	3	0
2002	Midland	6-4	3.18	24	14	0	0	2	93.1	93	36	33	4	7	29	66	4	0
	Sacramento	0-1	9.15	11	1	0	0	1	20.2	33	22	21	7	1	7	14	3	0
2003	Sacramento	0-0	6.23	3	0	0	0	0	4.1	2	3	3	0	0	3	3	0	0
	Midland	0-3	8.36	5	5	0	0	0	14.0	17	14	13	2	0	12	8	1	0
	Wichita	11-0	2.11	20	13	0	0	1	94.0	76	26	22	7	3	29	57	2	0
Minor League Totals		42-29	4.35	173	92	0	0	9	631.2	661	341	305	55	32	223	518	25	7

1998 Selected by the Oakland Athletics in 12th round of the June Free Agent draft...signed June 17 by Rich Sparks.
 2003 Signed by the Kansas City Royals as a Minor League free agent, May 24.



RICH THOMPSON

OUTFIELDER



Height, Weight:
6-3, 180

Bats/Throws:
Left/Right

Resides:
Montrose, Pa.

Birthdate (Age):
April 23, 1979 (24)

Birthplace:
Reading, Pa.

Acquired:
Selected by Padres from Pirates in Rule 5 Draft, Dec. 15, 2003. Traded by Padres to Royals for RHP Jason Szuminski and cash, Dec. 15, 2003

Contract Status:
Signed through 2004

M.L. Service:
0 days (Rookie)

2003

- ▶ Split the season between the Toronto and Pittsburgh organizations, playing for 3 different clubs...combined to hit .293 (118-for-403) with 10 doubles, 4 triples, 27 RBI and 69 runs scored in 112 games between New Haven (Toronto AA), Syracuse (AAA) and Nashville (Pittsburgh AAA).
- ▶ Was promoted to Syracuse on June 8...hit .406 (13-for-32) in his 1st 9 games with the SkyChiefs...went 4-for-31 (.129) in his next 8 International League contests.
- ▶ Was acquired by Pittsburgh on July 8 and assigned to Nashville...recorded a season-high 4 hits on July 22 at Oklahoma.
- ▶ Combined to bat .345 (37-for-107) off southpaws...totaled 47 appearances in center field, 36 in left field and 7 in right field...also made 16 appearances as a DH.
- ▶ Hit .346 (36-for-104) for the Mesa Desert Dogs during the Arizona Fall League...led the AZFL with 13 stolen bases.

Minor League Notes

- ▶ His 4-year minor league totals include a .287 average, 46 doubles, 20 triples, 4 HRs, 161 RBI and 165 SB.
- ▶ Has been successful on 80 percent (165-for-205) of his stolen base attempts.
- ▶ Spent the 2002 season at Tennessee (AA)...led the Southern League in runs and at bats and ranked 2nd in games, hits and stolen bases.
- ▶ Spent the majority of the 2001 season at Dunedin (A)...combined to hit .304 (154-for-507) with 1 home run, 44 stolen bases and 95 runs in 129 games with Dunedin and Syracuse.
- ▶ Named Dunedin's MVP...ranked 2nd in the Florida State League in batting, runs and stolen bases and 4th in hits and triples.
- ▶ Made his professional debut in 2000 with Queens (Rookie Advanced) after being selected by Toronto in the 6th round of the June draft...finished 5th in the New York-Penn League in stolen bases and walks.

Miscellaneous Notes

- ▶ Full name is **Richard Charles Thompson**.

Year	Club	AVG	G	AB	R	H	2B	3B	HR	RBI	SH	SF	HP	BB	SO	SB	CS	E
2000	Queens	.262	68	252	42	66	9	5	1	27	5	0	6	45	57	28	8	8
2001	Dunedin	.311	112	454	90	141	14	6	1	60	3	4	9	44	72	39	11	3
	Syracuse	.245	17	53	5	13	0	1	0	3	3	1	0	4	12	5	1	0
2002	Tennessee	.280	135	*554	*109	155	13	4	2	44	7	0	20	50	86	45	13	2
2003	New Haven	.313	49	182	39	57	5	1	0	9	2	1	8	10	24	15	3	3
	Syracuse	.295	28	112	13	33	2	1	0	7	3	0	5	9	10	11	1	1
	Nashville	.257	35	109	17	28	3	2	0	11	1	1	4	9	21	22	3	0

Minor League Totals
* Led League

2000 Selected by the Toronto Blue Jays in 6th round of June Free Agent Draft...signed June 19.

2003 Traded by the Toronto Blue Jays to the Pittsburgh Pirates for RHP John Wasdin, July 8.

Selected by the San Diego Padres from the Pittsburgh Pirates in the Rule 5 Major League draft, Dec. 15.

Traded by the Padres to the Kansas City Royals for RHP Jason Szuminski and cash, Dec. 15.



MIKE TONIS

CATCHER



3

Height, Weight:
6-3, 220

Bats/Throws:
Right/Right

Resides:
Elk Grove, Calif.

Birthdate (Age):
Feb. 9, 1979 (25)

Birthplace:
Sacramento, Calif.

Acquired:
Selected in 2nd round (44th overall) of 2000 June Free Agent Draft

Contract Status:
Signed through 2004

M.L. Service:
0 days (Rookie)

2003

- ▶ Played 87 games with Wichita (AA), where he hit .238 (73-307) with 18 doubles, 2 home runs and 24 RBI.
- ▶ Batted .289 (24-83) against left-handed pitchers.

Minor League Notes

- ▶ Missed the majority of the 2002 season after undergoing right shoulder surgery (labrum repair) on March 15...was hit by a fastball in the jaw on Aug. 22, fracturing his jaw and ending his season...had his jaw wired shut for 3 weeks.
- ▶ Started the 2001 season with Wilmington (A)...batted .252 in 33 games before moving to Wichita (AA).
- ▶ Hit .364 (4-for-11) in 3 Texas League playoff games vs. Arkansas.
- ▶ Spent most of his 1st pro season with Charleston (A) after being taken in the 2nd round of the 2000 June Free Agent Draft.
- ▶ Received a late-season promotion to Omaha (AAA), becoming the only player from the 2000 draft to play in Class AAA.

Miscellaneous Notes

- ▶ **Michael Timothy Tonis** is single...graduated from Elk Grove (Calif.) High School in 1997...named male athlete of the year, was a 2-time All-Delta League selection and 3-time team MVP.
- ▶ Earned a Junior Olympic gold medal in the summer of 1995 with the Nor Cal Angels...also played on a USA team that won a gold medal in a Goodwill Series in Japan and China.
- ▶ Played collegiately at the University of California...ranks 4th on Cal's all-time career home run list (40) and slugging percentage list (.611)...named a 1st team All-Pac 10 selection and honorable mention All-American as a sophomore after hitting .384 with 17 homers.
- ▶ Played all 9 positions against UC Davis on May 4, 1999...earned the save after striking out 2 of the 3 batters he faced.
- ▶ Was an All-Pac 10 selection following his junior year after leading the Bears with a .329 average, 70 hits and 20 doubles...named a semifinalist for the inaugural Johnny Bench National Collegiate Catcher of the Year award.
- ▶ Spent the summer of 1999 with the USA National Team...batted .310 (27-for-87) with 6 doubles, a triple, 8 home runs, 22 RBI and a .678 slugging percentage.

Year Club	AVG	G	AB	R	H	2B	3B	HR	RBI	SH	SF	HP	BB	SO	SB	CS	E
2000 Charleston	.200	28	100	10	20	8	0	0	17	1	2	1	9	22	1	0	5
Omaha	.500	2	8	1	4	0	0	0	3	0	0	0	0	3	0	0	0
2001 Wilmington	.252	33	123	15	31	8	0	3	18	2	0	2	15	34	0	0	2
Wichita	.270	63	226	36	61	11	1	9	43	0	1	4	22	41	1	1	7
2002 GCL Royals	.176	6	17	2	3	0	0	1	3	0	0	1	2	3	0	0	0
2003 Wichita	.238	87	307	34	73	18	0	2	24	7	2	3	23	52	3	1	7
Minor League Totals	.246	219	781	98	192	45	1	15	108	10	5	11	71	155	5	2	21

2000 Selected by the Kansas City Royals in the 2nd round (44th overall) of the June Free Agent Draft...signed by Dave Herrera.



JORGE VASQUEZ

RIGHT-HANDED PITCHER



50

2003

Height, Weight:

6-1, 165

Bats/Throws:

Right/Right

Resides:

Nagua, Dominican Republic

Birthdate:

July 16, 1978 (25)

Birthplace:

Nagua, Dominican Republic

Acquired:

Signed as a non-drafted free agent, Sept. 1, 1998

Contract Status:

Signed through 2004

M.L. Service:

0 days (Rookie)

- ▶ Began the 2003 season at Wilmington (A), going 1-2 with 7 saves and a 1.96 ERA in 23.0 innings...promoted to Wichita (AA) on May 20 where he went 3-1 with a 1.92 ERA in 36 games.
- ▶ Finished 4th in the Texas League with 22 saves...went 1-0 with 16 saves and a 1.30 ERA in 19 relief appearances for the Wranglers on the road.
- ▶ His 29 total saves in 2003 led all Royals Minor Leaguers.
- ▶ Pitched 12 consecutive scoreless outings (14.0 IP) with Wilmington from April 17-May 14.
- ▶ Allowed just 3 ER in his 1st 14 outings with Wichita (21.0 IP) for a 1.29 ERA.
- ▶ Was 1-0 with 16 saves and a 1.30 ERA in 19 road games for Wichita...held opponents to .204 hitting away from Wichita.

Minor League Notes

- ▶ Joined Burlington from extended spring training on May 8, 2002 and was promoted to Wilmington on July 27...was placed on the Disabled List on Aug. 31 with a strained groin...combined to hold opposing batters to the 9th-lowest average against (.165) among all Minor League pitchers.
- ▶ Also ranked 4th among Midwestern League relievers, allowing just 7.43 runners per 9.0 innings...his .141 average against was the lowest in the league.
- ▶ Was signed as a non-drafted free agent, Sept. 1, 1998 ...signed by Luis Silverio and Diomedes Castellanos.

Miscellaneous Notes

- ▶ Attended San Jose de Villa (Nagua, Dominican Republic) High.

Year	Club	W-L	ERA	G	GS	CG	SHO	SV	IP	H	R	ER	HR	HB	BB	SO	WP	BK
1999	Salcedo	2-6	3.09	21	10	1	0	2	75.2	105	42	26	6	8	24	78	7	0
2000	Salcedo	2-8	4.54	23	7	0	0	0	73.1	76	48	37	5	6	19	70	8	1
2001	Gulf Coast	0-1	1.13	4	2	0	0	0	16.0	10	2	2	0	2	1	19	0	0
	Spokane	1-6	5.01	10	8	0	0	0	50.1	50	33	28	3	5	13	67	3	10
2002	Burlington	2-1	1.57	22	0	0	0	6	46.0	22	8	8	3	1	15	55	4	3
	Wilmington	0-0	4.91	10	0	0	0	0	11.0	12	6	6	1	0	3	17	1	0
2003	Wilmington	1-2	1.96	17	0	0	0	7	23.0	19	7	5	1	0	14	31	1	0
	Wichita	3-1	1.92	36	0	0	0	22	51.2	39	12	11	3	5	18	52	8	1
Minor League Totals		11-25	3.28	143	27	1	0	37	347.0	333	158	123	22	27	107	389	32	15



MIKE VENAFRO

LEFT-HANDED PITCHER
(NON-ROSTER)



56

Height, Weight:
5-10, 180

Bats/Throws:
Left/Left

Resides:
Ft. Myers, Fla.

Birthdate:
Aug. 2, 1973 (30)

Birthplace:
Takoma Park, Md.

Acquired:
Signed as a minor league free agent, Nov. 21, 2003

Contract Status:
Signed through 2004

M.L. Service:
4 years, 68 days

2003

- ▶ Went 1-0 with a 4.74 ERA (19.0 IP, 10 ER) in 24 games for Tampa Bay...was also 2-1 with a 3.54 ERA (28.0 IP, 11 ER) in 23 games for New Orleans (AAA).
- ▶ Signed with the Devil Rays on March 28 after being released by Atlanta...pitched in 24 games before being designated for assignment on June 26...received his release on June 30.
- ▶ At the time of his release was 3rd in the A.L. in inherited runners efficiency, allowing only 4 of 23 to score (.167).
- ▶ Worked 3.0 innings May 31 vs. Anaheim, his longest outing since May 29, 1999 for Texas vs. Minnesota (also 3.0 IP).
- ▶ Retired his only 2 batters faced on April 23 vs. Toronto and earned a 4-3 win, his only Tampa Bay decision.

2002

- ▶ Acquired from Texas with infielder Carlos Peña for pitcher Mario Ramos, catcher Gerald Laird, infielder Jason Hart and outfielder Ryan Ludwick on Jan. 14.
- ▶ Was on the A's Opening Day roster and spent the 1st 4 months of the season with Oakland before he was optioned to Sacramento on July 29...returned to Oakland on Sept. 4 following the conclusion of the River Cats season.
- ▶ Was 2-2 with a 4.62 ERA in 47 relief appearances with the A's...his 47 appearances were a career-low.
- ▶ Allowed a 2-run home run to Bill Haselman in the 6th inning of his 2nd outing on April 4 against Texas...that snapped a 55 game, 51.2 inning, 224 at bat homerless streak dating back to May 11, 2001.

2001

- ▶ Led the Rangers staff with 70 appearances and 21 holds...tied for 6th in the A.L. in holds and tied for 8th in appearances...was 2nd on the staff in relief wins (5) and games finished (20)...established career highs for wins and saves.
- ▶ Was tied 10th-most appearances in team history...was his 2nd straight year with 70 or more appearances, joining Mitch Williams (1986-87) and Kenny Rogers (1989 and 1992) as the only Rangers to ever pitch in 70 games more than once.
- ▶ Was 4 for 8 in save opportunities...did not allow a homer in his final 55 appearances and 51.1 innings after Chicago's Jose Valentin went deep on May 11 at Comiskey Park.

2000

- ▶ Was 2nd in the American League in appearances (77), the 4th-highest total in club history and the most since Kenny Rogers (81) in 1992...had the lowest ERA of any

Venafro's Career Bests

Season:		
Wins	5	2001
ERA	3.29	1999
SV	4	2001
IP	68.1	1999
SO	37	1999
Win Streak	3	2001

Game Highs:

IP	4.0 - at NYY, 4/29/99
SO	3 - 3 times
Last: vs. Min, 6/1/01	

Texas pitcher who appeared in more than 1 game (3.83).

- ▶ Earned his 1st major league save in his 138th big league appearance on Sept. 20 at Minnesota.

1999

- ▶ Was recalled from Oklahoma on April 22 and went on to tie for 2nd on the staff in appearances (65), matching the most among American League rookies with Jeff Zimmerman...had the 8th-best ERA among A.L. relievers (3.29), tops among left-handers.
- ▶ Pitched a scoreless inning in his Major League debut, April 24 in Minnesota...recorded his 1st win, May 25 at Tampa Bay, combining with fellow rookies Ryan Glynn and Jeff Zimmerman for the victory...was the 1st time since 1986 that only rookies combined on a Rangers win.
- ▶ Worked a career-long 4.0 innings at Yankee Stadium on April 29...did not figure in the 5-3 loss.
- ▶ Pitched the final inning of the Rangers A.L. West Division clincher, Sept. 26 against Oakland...allowed 2 runs, none earned, in 1.0 inning in 2 Division Series appearances vs. New York...surrendered a 2-run homer to Bernie Williams in Game 1.

Minor League Notes

- ▶ Was a Texas League All-Star in 1998...combined to go 3-4 with a 3.89 ERA in 59 games with Tulsa and Oklahoma...led Texas minor league pitchers in appearances and tied for 2nd in saves (14)...placed 2nd in the Texas League in games finished (39) and tied for 5th in saves (14).
- ▶ Led the Texas farm system in appearances in 1997...topped Charlotte in games (35) and saves (10).
- ▶ In 1996 placed among the South Atlantic League leaders in games finished (3rd, 42), saves (4th, 19) and appearances (5th, 50) at Charleston...topped the Rangers' organization in saves.
- ▶ Was tied for 2nd in the New York-Penn League in wins (9) and was 4th in games (32) at Hudson Valley in 1995...was named to the league's all-star team.

Miscellaneous Notes

- ▶ **Michael Robert Venafro** graduated from Paul VI (Fairfax, Va.) High School in 1991...participated in baseball, wrestling, and soccer...graduated from James Madison University in 1995 with a degree in social sciences and economics...Mike and his wife, Lisa, were married on Dec. 15, 2001.
- ▶ Earned 1st Team All-Colonial Athletic Association honors and 2nd team All-East and All-Virginia mention in his senior year...hobbies include golf and skiing...favorite team as a youngster was the Baltimore Orioles and favorite players were Steve Carlton and Mike Schmidt.

Venafro's Career Statistics

Year	Club	W-L	ERA	G	GS	CG	SHO	SV	IP	H	R	ER	HR	HB	BB	SO	WP	BK
1995	Hudson Valley	9-1	2.13	32	0	0	0	2	50.2	37	13	12	0	5	21	32	1	3
1996	Chston-Sc	1-3	3.51	50	0	0	0	19	59.0	57	27	23	0	3	21	62	13	0
1997	Charlotte	4-2	3.43	35	0	0	0	10	44.2	51	17	17	2	1	21	35	1	0
	Tulsa	0-1	3.45	11	0	0	0	1	15.2	13	12	6	1	2	12	13	1	0
1998	Tulsa	3-4	3.10	46	0	0	0	14	52.1	42	21	18	5	1	26	45	3	0
	Oklahoma	0-0	6.35	13	0	0	0	0	17.0	19	12	12	3	2	10	15	1	0
1999	Oklahoma	0-0	5.40	6	0	0	0	1	11.2	16	7	7	2	0	0	7	0	0
	TEXAS	3-2	3.29	65	0	0	0	0	68.1	63	29	25	4	3	22	37	0	0
2000	TEXAS	3-1	3.83	77	0	0	0	1	56.1	64	27	24	2	4	21	32	1	0
2001	TEXAS	5-5	4.80	70	0	0	0	4	60.0	54	35	32	2	7	28	29	3	0
2002	OAKLAND	2-2	4.62	47	0	0	0	0	37.0	45	22	19	5	2	14	16	1	0
	Sacramento	0-1	6.97	8	0	0	0	0	10.1	12	8	8	2	2	1	14	0	0
2003	TAMPA BAY	1-0	4.74	24	0	0	0	0	19.0	24	10	10	1	3	3	9	1	0
	New Orleans	2-1	3.54	23	0	0	0	0	28.0	35	11	11	0	1	5	11	2	0
	Minor League Totals	19-13	3.55	224	0	0	0	47	289.1	282	128	114	15	17	117	234	22	3
	Major League Totals	14-10	4.11	283	0	0	0	5	240.2	250	123	110	14	19	88	123	6	0

1995 Selected by the Texas Rangers in the 29th round of the June free agent draft, June 1...signed June 10.

2002 Traded by the Texas Rangers with 1B Carlos Peña to the Oakland Athletics for LHP Mario Ramos, C Gerald Laird, 1B Jason Hart and OF Ryan Ludwick, Jan. 14.

2003 Signed by the Atlanta Braves as a free agent, Jan. 13.

Signed by the Tampa Devil Rays as a free agent, March 28.

Signed by the Houston Astros as a free agent, July 10.

Signed by the Kansas City Royals as a minor league free agent, Nov. 21.

Venafro's Division Series Record

Year	Club, Opp.	W-L	ERA	G	GS	CG	SHO	SV	IP	H	R	ER	HR	HB	BB	SO
1999	Tex., NYY	0-0	0.00	2	0	0	0	0	1.0	2	2	0	1	1	1	0

Venafro's Career Fielding

POSITION	PCT.	G	PO	A	E	TC	DP
Pitcher	.913	283	12	51	6	69	6

Venafro's M.L. Batting Totals

M.L. Totals	AVG.	AB	H	HR	RBI
	.000	0	0	0	0

Venafro's 2003 and Career Breakdown

vs. American League	2003								CAREER							
	W-L	S	ERA	G	IP	H	ER	W-L	S	ERA	G	IP	H	ER		
vs. Anaheim	0-0	0	2.08	3	4.1	4	1	1-0	0	5.96	24	22.2	23	15		
Baltimore	0-0	0	0.00	3	1.1	0	0	3-1	1	3.50	24	18.0	12	7		
Boston	0-0	0	0.00	4	3.0	2	0	0-0	0	3.38	18	13.1	15	5		
Chicago	-	-	-	-	-	-	-	0-1	0	3.18	11	11.1	9	4		
Cleveland	-	-	-	-	-	-	-	1-0	0	4.15	10	8.2	14	4		
Detroit	0-0	0	0.00	1	0.1	0	0	0-2	0	17.36	10	4.2	10	9		
Kansas City	-	-	-	-	-	-	-	0-0	0	2.84	10	6.1	3	2		
Minnesota	0-0	0	3.86	3	2.1	4	1	1-1	1	2.42	23	26.0	30	7		
New York	0-0	0	13.50	4	2.2	7	4	0-0	0	4.91	17	18.1	22	10		
Oakland	-	-	-	-	-	-	-	1-1	2	1.99	23	22.2	20	5		
Seattle	-	-	-	-	-	-	-	1-2	1	4.67	24	17.1	17	9		
Tampa Bay	-	-	-	-	-	-	-	2-0	0	0.53	16	17.0	14	1		
Texas	0-0	0	0.00	1	1.0	0	0	0-0	0	12.60	9	5.0	11	7		
Toronto	1-0	0	5.40	2	1.2	1	1	2-2	0	4.67	22	17.1	19	9		
vs. National League	W-L	S	ERA	G	IP	H	ER	W-L	S	ERA	G	IP	H	ER		
vs. Arizona	-	-	-	-	-	-	-	2-0	0	4.26	9	6.1	8	3		
Atlanta	-	-	-	-	-	-	-	-	-	-	-	-	-	-		
Chicago	0-0	0	0.00	1	0.1	0	0	0-0	0	0.00	1	0.1	0	0		
Cincinnati	-	-	-	-	-	-	-	0-0	0	0.00	2	2.2	1	0		
Colorado	-	-	-	-	-	-	-	0-0	0	8.44	6	5.1	3	5		
Florida	-	-	-	-	-	-	-	-	-	-	-	-	-	-		
Houston	0-0	0	0.00	1	0.2	1	0	0-0	0	2.45	5	3.2	3	1		
Los Angeles	-	-	-	-	-	-	-	0-0	0	3.86	3	2.1	0	1		
Milwaukee	-	-	-	-	-	-	-	0-0	0	-	1	0.0	1	1		
Montreal	-	-	-	-	-	-	-	-	-	-	-	-	-	-		
New York	-	-	-	-	-	-	-	-	-	-	-	-	-	-		
Philadelphia	-	-	-	-	-	-	-	-	-	-	-	-	-	-		
Pittsburgh	0-0	0	20.25	1	1.1	5	3	0-0	0	20.25	2	1.1	6	3		
St. Louis	-	-	-	-	-	-	-	-	-	-	-	-	-	-		
San Diego	-	-	-	-	-	-	-	0-0	0	10.80	4	1.2	4	2		
San Francisco	-	-	-	-	-	-	-	0-0	0	0.00	9	8.1	5	0		
Monthly	W-L	S	ERA	G	IP	H	ER	W-L	S	ERA	G	IP	H	ER		
March/April	1-0	0	3.52	11	7.2	7	3	3-0	1	3.86	44	35.0	41	15		
May	0-0	0	3.38	8	8.0	9	3	3-2	0	2.62	58	55.0	47	16		
June	0-0	0	10.80	5	3.1	8	4	1-2	1	3.98	60	54.1	47	24		
July	-	-	-	-	-	-	-	4-1	2	3.89	46	37.0	42	16		
August	-	-	-	-	-	-	-	2-4	0	7.11	39	31.2	47	25		
September/October	-	-	-	-	-	-	-	1-1	1	4.55	36	27.2	26	14		
Situational Pitching	W-L	S	ERA	G	IP	H	ER	W-L	S	ERA	G	IP	H	ER		
Home	1-0	0	6.75	12	10.2	17	8	11-6	2	4.61	137	127.0	138	65		
Road	0-0	0	2.16	12	8.1	7	2	3-4	3	3.56	146	113.2	112	45		
Before ASG	1-0	0	4.74	24	19.0	24	10	8-5	3	3.45	176	154.0	149	59		
After ASG	-	-	-	-	-	-	-	6-5	2	5.30	107	86.2	101	51		
Starter	-	-	-	-	-	-	-	-	-	-	-	-	-	-		
Reliever	1-0	0	4.74	24	19.0	24	10	14-10	5	4.11	283	240.2	250	110		

Venafro's Career by Ballpark

Ballpark	W-L	S	ERA	G	IP	ER	Ballpark	W-L	S	ERA	G	IP	ER
Edison Field	0-0	0	5.19	12	8.2	5	Tropicana Field	3-0	0	3.52	23	23.0	9
Camden Yards	0-0	0	2.08	12	8.2	2	Ballpark in Arlington	9-4	2	4.59	105	102.0	52
Fenway Park	0-0	0	3.60	8	5.0	2	Skydome	0-1	0	9.45	9	6.2	7
U.S. Cellular Field	0-1	0	3.00	6	6.0	2	Bank One Ballpark	1-0	0	0.00	5	4.2	0
Jacobs Field	0-0	0	4.50	4	4.0	2	Wrigley Field	0-0	0	0.00	1	0.1	0
Tiger Stadium	0-0	0	0.00	1	1.0	0	Cinergy Field	0-0	0	0.00	2	2.2	0
Comerica Park	0-0	0	0.00	5	1.2	0	Coors Field	0-0	0	21.60	3	1.2	4
Kauffman Stadium	0-0	0	3.38	5	2.2	1	Minute Maid Park	0-0	0	0.00	2	1.0	0
Metrodome	0-0	1	1.64	11	11.0	2	Dodger Stadium	0-0	0	3.86	3	2.1	1
Yankee Stadium	0-0	0	1.42	8	6.1	1	PNC Park	0-0	0	-	1	0.0	0
Network Associates	1-2	2	3.67	35	27.0	11	Qualcomm Stadium	0-0	0	13.50	3	1.1	2
Kingdome	0-1	0	5.40	2	1.2	1	Pacific Bell Park	0-0	0	0.00	5	4.1	0
Safeco Field	0-1	0	8.10	11	6.2	6	Hiram Bithorn Stadium	0-0	0	0.00	1	0.1	0



BRAD VOYLES

RIGHT-HANDED PITCHER



46

Height, Weight:
6-0, 195

Bats/Throws:
Right/Right

Resides:
Casco, Wis.

Birthdate (Age):
Dec. 30, 1976 (27)

Birthplace:
Green Bay, Wis.

Acquired:
Obtained from the Atlanta Braves along with Alejandro Machado in exchange for Rey Sanchez, July 31, 2001

Contract Status:
Signed through 2004

M.L. Service:
1 year, 60 days

2003

- ▶ Went 0-2 with a 7.18 ERA in 11 games (3 starts) for Kansas City in 2003.
- ▶ Began the season with Omaha (AAA) where he was selected as the club's Pitcher of the Year after going 2-2 with 2 saves and a 2.99 ERA in 29 games...was converted to a starter during the season and went 2-2 with a 3.27 ERA in 9 starts.
- ▶ Went 0-2 with a 7.43 ERA in 3 spot starts for Kansas City on the season (13.1 IP, 11 ER), while posting a 7.50 ERA in 8 relief outings (18.0 IP, 15 ER).
- ▶ Recalled from Omaha on May 27 and made his season debut that night vs. Seattle (1.0 IP, 0 ER).
- ▶ Optioned to Omaha on June 8 and recalled on June 30 to make his 1st Major League start in the 1st game of a doubleheader vs. Cleveland...suffered a 10-5 loss after allowing 4 earned runs on 8 hits and 3 walks with 1 strikeout in 4.1 innings...was optioned in between games and recalled again on July 3.
- ▶ Was charged with his 2nd-straight loss in KC's 9-5 loss to Detroit on July 5...allowed 6 earned runs on 8 hits and 2 walks with a career-high 5 strikeouts in 4.0 innings.
- ▶ Was optioned and recalled 2 more times during the remainder of the season.
- ▶ Made just 3 relief appearances in September, allowing 7 runs in 8.0 innings for a 7.88 ERA.

2002

- ▶ Went 0-2 with Kansas City, logging 27.2 innings of work in 22 games with a 6.51 ERA (31 H, 20 ER, 18 BB, 26 SO).
- ▶ Was called up twice by the Royals in 2002...was recalled from Omaha (AAA) on April 28 and was optioned to Omaha on May 12...made 3 appearances in his 1st tour (3.1 IP, 3 H, 2 ER).
- ▶ Was recalled from Omaha on May 28 and saw action in 19 games before he was optioned on July 27 when Blake Stein was reinstated from the D.L.
- ▶ Earned his 1st Major League save at Oakland on July 6 after tossing a perfect 9th inning with one strikeout in a 4-3 win.
- ▶ Struggled at Kauffman Stadium with a 12.00 ERA in 10 games (12.0 IP, 18 H, 16 ER), compared to a solid 2.30 ERA in 12 road games (15.2 IP, 13 H, 4 ER).

Voyles' Career Bests		
Season:		
Wins	-	---
ERA	3.86	2001
SV	1	2002
IP	31.1	2003
SO	26	2002
Win Streak	-	---
Game:		
IP	5.0	vs. Ariz, 9/4/03
SO	5	vs. Det, 7/5/03

2001

- ▶ Voyles was obtained from the Atlanta Braves along with Alejandro Machado on July 31 in exchange for Rey Sanchez.
- ▶ Began the season on the 60-day Disabled List after suffering a broken ankle on March 28 in a non-baseball related injury...reinstated from the D.L. on June 8...optioned to Greenville (AA) after a 2-game rehab assignment with Myrtle Beach (A).
- ▶ Logged 6 saves and a 1.08 ERA in 15 games for Greenville (16.2 IP, 2 ER) and threw 14 scoreless outings, including a stretch of 11 straight games covering 11.2 innings.
- ▶ Went 1-0 with 4 saves and did not allow a run in 11 outings for Wichita (AA)...opponents hit .163 (8-for-49).
- ▶ Recalled from Wichita on Sept. 8 and made his Major League debut that night at Texas with a scoreless inning in KC's 8-3 win...allowed his 1st runs of the year at Chicago on Sept. 23 on a bases-clearing double by Chris Singleton.
- ▶ Finished his 1st big league stint with a 3.86 ERA in 7 relief outings (9.1 IP, 4 ER).
- ▶ Pitched in the Arizona Fall League following the season, going 3-0 with 1 save and a 6.19 ERA in 11 relief outings.

Minor League Notes

- ▶ Voyles began his pro career with Eugene (A) in 1998.
- ▶ Started the 1999 campaign with Macon (A), where he led the team with 14 saves...ranked 2nd among South Atlanta League relievers by holding opponents to a .151 average...promoted to Myrtle Beach (A) on Aug. 19.
- ▶ Went 5-2 with a 1.11 ERA for Myrtle Beach in 2000...tied for 2nd in the Carolina League in saves (19) and batting average against for relievers (.115)...struck out 70 in 56.2 innings.

Miscellaneous Notes

- ▶ **Bradley Roy Voyles** is single...graduated from Luremburg (Wis.) High School in 1995 and received athletic honors in baseball, football and wrestling...attended Kishwaukee College in Malta, Ill., and Lincoln Memorial University in Harrogate, Tenn., where he played baseball.

Voyles' Career Statistics

Year	Club	W-L	ERA	G	GS	CG	SHO	SV	IP	H	R	ER	HR	HB	BB	SO	WP	BK
1998	Eugene	0-0	3.09	7	0	0	0	0	11.2	9	5	4	0	2	10	22	2	0
1999	Macon	3-3	2.98	38	0	0	0	14	51.1	27	21	17	0	5	39	65	7	2
	Myrtle Beach	1-1	2.25	5	0	0	0	0	12.0	7	3	3	1	0	9	13	1	0
2000	Myrtle Beach	5-2	1.11	39	0	0	0	19	56.2	21	8	7	1	0	25	70	8	0
2001	Myrtle Beach	0-0	0.00	2	0	0	0	1	1.2	0	0	0	0	0	1	3	0	0
	Greenville	0-0	1.08	15	0	0	0	6	16.2	11	3	2	0	1	10	25	6	0
	Wichita	1-0	0.00	11	0	0	0	4	15.1	8	0	0	0	1	10	19	1	0
	KANSAS CITY	0-0	3.86	7	0	0	0	0	9.1	5	4	4	1	1	8	6	0	0
2002	Omaha	3-4	4.18	26	0	0	0	5	32.1	29	15	15	2	4	22	34	4	0
	KANSAS CITY	0-2	6.51	22	0	0	0	1	27.2	31	21	20	5	2	18	26	1	0
2003	Omaha	2-2	2.99	29	9	1	0	2	81.1	68	27	27	5	1	24	69	2	1
	KANSAS CITY	0-2	7.18	11	3	0	0	0	31.1	47	29	25	6	1	18	24	3	0
Minor League Totals		15-12	2.42	172	9	1	0	51	279.0	180	82	75	9	14	150	320	31	3
Major League Totals		0-4	6.45	40	3	0	0	1	68.1	83	54	49	12	4	44	56	4	0

1998 Selected by the Braves in the 45th round of the June Free Agent Draft.

2001 Obtained by the Royals from the Atlanta Braves along with Alejandro Machado in exchange for SS Rey Sanchez, July 31.

Voyles' Career Fielding

POSITION	PCT.	G	PO	A	E	TC	DP
Pitcher	1.000	40	4	7	0	11	0

Voyles' M.L. Batting Totals

	AVG.	AB	H	HR	RBI
M.L. Totals	.000	1	0	0	0



Voyles' 2003 and Career Breakdown

vs. American League	2003							CAREER						
	W-L	S	ERA	G	IP	H	ER	W-L	S	ERA	G	IP	H	ER
vs. Anaheim	0-0	0	9.00	1	1.0	3	1	0-0	0	9.00	3	3.0	6	3
Baltimore	-	-	-	-	-	-	-	0-0	0	0.00	2	2.1	0	0
Boston	-	-	-	-	-	-	-	-	-	-	-	-	-	-
Chicago	0-0	0	6.75	1	2.2	6	2	0-0	0	6.23	6	8.2	13	6
Cleveland	0-1	0	10.80	2	6.2	12	8	0-2	0	9.28	5	10.2	14	11
Detroit	0-1	0	9.00	2	7.0	10	7	0-1	0	7.43	6	13.1	19	11
Kansas City	-	-	-	-	-	-	-	-	-	-	-	-	-	-
Minnesota	-	-	-	-	-	-	-	-	-	-	-	-	-	-
New York	-	-	-	-	-	-	-	-	-	-	-	-	-	-
Oakland	0-0	0	6.75	2	5.1	7	4	0-0	1	5.68	3	6.1	7	4
Seattle	0-0	0	0.00	1	1.0	2	0	0-0	0	0.00	2	2.1	2	0
Tampa Bay	-	-	-	-	-	-	-	-	-	-	-	-	-	-
Texas	-	-	-	-	-	-	-	0-0	0	2.84	4	6.1	4	2
Toronto	-	-	-	-	-	-	-	-	-	-	-	-	-	-
vs. National League	W-L	S	ERA	G	IP	H	ER	W-L	S	ERA	G	IP	H	ER
vs. Arizona	0-0	0	1.80	1	5.0	4	1	0-0	0	1.80	1	5.0	4	1
Atlanta	-	-	-	-	-	-	-	-	-	-	-	-	-	-
Chicago	-	-	-	-	-	-	-	-	-	-	-	-	-	-
Cincinnati	-	-	-	-	-	-	-	-	-	-	-	-	-	-
Colorado	0-0	0	6.75	1	2.2	3	2	0-0	0	6.75	1	2.2	3	2
Florida	-	-	-	-	-	-	-	0-0	0	13.50	2	2.2	5	4
Houston	-	-	-	-	-	-	-	-	-	-	-	-	-	-
Los Angeles	-	-	-	-	-	-	-	-	-	-	-	-	-	-
Milwaukee	-	-	-	-	-	-	-	-	-	-	-	-	-	-
Montreal	-	-	-	-	-	-	-	0-0	0	0.00	1	2.0	1	0
New York	-	-	-	-	-	-	-	0-1	0	0.00	2	1.0	0	0
Philadelphia	-	-	-	-	-	-	-	-	-	-	-	-	-	-
Pittsburgh	-	-	-	-	-	-	-	-	-	-	-	-	-	-
St. Louis	-	-	-	-	-	-	-	0-0	0	27.00	1	1.2	4	5
San Diego	-	-	-	-	-	-	-	0-0	0	0.00	1	0.1	1	0
San Francisco	-	-	-	-	-	-	-	-	-	-	-	-	-	-
Monthly	W-L	S	ERA	G	IP	H	ER	W-L	S	ERA	G	IP	H	ER
March/April	-	-	-	-	-	-	-	0-0	0	10.80	2	1.2	3	2
May	0-0	0	0.00	1	1.0	2	0	0-0	0	0.00	4	5.1	2	0
June	0-1	0	6.48	3	8.1	11	6	0-2	0	7.29	13	21.0	26	17
July	0-1	0	11.00	3	9.0	18	11	0-2	1	9.00	10	18.0	31	18
August	-	-	-	-	-	-	-	-	-	-	-	-	-	-
September/October	0-0	0	5.54	4	13.0	16	8	0-0	0	4.84	11	22.1	21	12
Situational Pitching	W-L	S	ERA	G	IP	H	ER	W-L	S	ERA	G	IP	H	ER
Home	0-2	0	7.16	9	27.2	41	22	0-3	0	7.86	22	44.2	62	39
Road	0-0	0	7.36	2	3.2	6	3	0-1	1	3.80	18	23.2	21	10
Before ASG	0-2	0	8.16	6	14.1	24	13	0-3	1	6.62	23	35.1	42	26
After ASG	0-0	0	6.35	5	17.0	23	12	0-1	0	6.27	17	33.0	41	23
Starter	0-2	-	7.43	3	13.1	20	11	0-2	-	7.43	3	13.1	20	11
Reliever	0-0	0	7.00	8	18.0	27	14	0-2	1	6.22	37	55.0	63	38

Voyles' Career by Ballpark

Ballpark	W-L	S	ERA	G	IP	ER	Ballpark	W-L	S	ERA	G	IP	ER
Edison Field	0-0	0	9.00	1	1.0	1	Network Associates	0-0	1	0.00	1	1.0	0
Camden Yards	0-0	0	0.00	1	1.2	0	Safeco Field	0-0	0	0.00	1	1.1	0
U.S. Cellular Field	0-0	0	5.40	4	5.0	3	Ballpark in Arlington	0-0	0	2.08	3	4.1	1
Jacobs Field	0-0	0	0.00	1	1.0	0	Coors Field	0-0	0	6.75	1	2.2	2
Comerica Park	0-0	0	10.13	2	2.2	3	Olympic Stadium	0-0	0	0.00	1	2.0	0
Kauffman Stadium	0-3	0	7.86	22	44.2	39	Shea Stadium	0-1	0	0.00	2	1.0	0

ROYALS' 2003 AND CAREER BREAKDOWN RECORDS



LES WALROND

LEFT-HANDED PITCHER

(NON-ROSTER)



ROYALS ROYALS MEDIA

Height, Weight:
6-0, 210

Bats/Throws:
Left/Left

Resides:
Nashville, Tenn.

Birthdate (Age):
Nov. 7, 1976 (27)

Birthplace:
Muskogee, Okla.

Acquired:
Claimed off waivers from the St. Louis Cardinals, May 29, 2003

Contract Status:
Signed through 2004

M.L. Service:
17 days (Rookie)

2003

- ▶ Began the season in the St. Louis organization with Memphis (AAA) and Tennessee (AA), combining for a 1.50 ERA (24.0 IP, 4 ER)...spent time with 5 clubs over the season in 2 organizations (also Omaha, Kansas City and Wichita)
- ▶ Was claimed off waivers from St. Louis on May 29 and was optioned to Omaha (AAA)...was recalled from Omaha on June 8 after making 2 appearances at Omaha.
- ▶ Went 0-2 with a 10.13 ERA in 2 stints with the Royals...made 7 relief outings for KC, allowing 11 hits and 9 runs in 8.0 innings...his losses came against San Francisco on June 14 and in the 2nd game of a doubleheader against Cleveland on June 30.
- ▶ Made his Major League debut at Colorado on June 8, allowing 2 hits and 1 run in 2.0 innings of relief in KC's 8-7 loss.
- ▶ Was designated for assignment on Aug. 6...appeared with both Omaha and Wichita to finish the season.

Minor League Notes

- ▶ Played the entire 2000 campaign with Potomac (A), establishing career-highs for innings (151.0), wins (10) and strikeouts (153)...led the organization in strikeouts and ranked 3rd in ERA...started the season 8-0 with a 2.48 ERA through 14 starts.
- ▶ Threw a 7-inning no hitter in a 3-2 win in the 1st game of a doubleheader on Aug. 11...recorded 7 wins in 21 games (20 starts) for Peoria (A) in 1999 to rank 8th among the Cardinals Minor Leaguers.
- ▶ Selected by St. Louis in 13th round of the 1998 June Free Agent Draft.

Miscellaneous Notes

- ▶ **Leslie Dale Walrond** graduated Union (Tulsa, Okla.) High...attended the University of Kansas.

YEAR CLUB	W-L	ERA	G	GS	CG	SHO	SV	IP	H	R	ER	HR	HB	BB	SO	WP	BK
1998 New Jersey	2-4	4.01	13	10	0	0	0	51.2	52	31	23	1	0	24	52	3	0
1999 Peoria	7-10	5.70	21	20	0	0	0	109.0	115	77	69	12	3	59	78	6	0
2000 Potomac	10-5	3.34	27	27	0	0	0	151.0	134	66	56	9	7	54	153	12	1
2001 New Haven	2-8	3.87	16	16	1	0	0	81.1	68	41	35	5	2	46	67	6	0
2002 New Haven	2-1	2.42	4	4	0	0	0	22.1	19	8	6	2	0	10	31	3	0
Memphis	8-7	4.98	28	18	0	0	0	123.0	127	75	68	20	1	63	111	8	0
2003 Memphis	0-0	1.04	10	1	0	0	0	17.1	12	2	2	0	0	7	14	0	0
Tennessee	0-0	2.70	4	0	0	0	0	6.2	4	2	2	1	0	4	7	0	0
Omaha	3-1	2.45	18	0	0	0	2	25.2	19	9	7	1	1	9	20	4	1
KANSAS CITY	0-2	10.13	7	0	0	0	0	8.0	11	9	9	2	0	7	6	1	0
Wichita	2-0	3.27	2	2	0	0	0	11.0	7	4	4	2	0	2	9	2	0
Minor League Totals	36-36	4.09	143	98	1	0	2	599.0	557	315	272	53	14	278	542	44	2
Major League Totals	0-2	10.13	7	0	0	0	0	8.0	11	9	9	2	0	7	6	1	0

1998 Selected by the St. Louis Cardinals in the 13th round of June Free agent draft...signed June 30 by Dave Karaff.
 2003 Claimed on waivers by the Kansas City Royals from St. Louis Cardinals, May 29.



Walrod's Career Fielding

POSITION	PCT.	G	PO	A	E	TC	DP
Pitcher	1.000	7	1	2	0	3	0

Walrod's M.L. Batting Totals

	AVG.	AB	H	HR	RBI
M.L. Totals	.000	0	0	0	0

Walrod's 2003 and Career Breakdown

	2003							CAREER						
	W-L	S	ERA	G	IP	H	ER	W-L	S	ERA	G	IP	H	ER
vs. American League														
vs. Anaheim	-	-	-	-	-	-	-	-	-	-	-	-	-	-
Baltimore	-	-	-	-	-	-	-	-	-	-	-	-	-	-
Boston	-	-	-	-	-	-	-	-	-	-	-	-	-	-
Chicago	-	-	-	-	-	-	-	-	-	-	-	-	-	-
Cleveland	0-1	0	27.01	2	1.1	5	4	0-1	0	27.01	2	1.1	5	4
Detroit	-	-	-	-	-	-	-	-	-	-	-	-	-	-
Kansas City	-	-	-	-	-	-	-	-	-	-	-	-	-	-
Minnesota	-	-	-	-	-	-	-	-	-	-	-	-	-	-
New York	-	-	-	-	-	-	-	-	-	-	-	-	-	-
Oakland	-	-	-	-	-	-	-	-	-	-	-	-	-	-
Seattle	-	-	-	-	-	-	-	-	-	-	-	-	-	-
Tampa Bay	-	-	-	-	-	-	-	-	-	-	-	-	-	-
Texas	-	-	-	-	-	-	-	-	-	-	-	-	-	-
Toronto	-	-	-	-	-	-	-	-	-	-	-	-	-	-
vs. National League														
vs. Arizona	0-0	0	0.00	1	0.2	0	0	0-0	0	0.00	1	0.2	0	0
Atlanta	-	-	-	-	-	-	-	-	-	-	-	-	-	-
Chicago	-	-	-	-	-	-	-	-	-	-	-	-	-	-
Cincinnati	-	-	-	-	-	-	-	-	-	-	-	-	-	-
Colorado	0-0	0	4.50	1	2.0	2	1	0-0	0	4.50	1	2.0	2	1
Florida	-	-	-	-	-	-	-	-	-	-	-	-	-	-
Houston	-	-	-	-	-	-	-	-	-	-	-	-	-	-
Los Angeles	-	-	-	-	-	-	-	-	-	-	-	-	-	-
Milwaukee	-	-	-	-	-	-	-	-	-	-	-	-	-	-
Montreal	-	-	-	-	-	-	-	-	-	-	-	-	-	-
New York	-	-	-	-	-	-	-	-	-	-	-	-	-	-
Philadelphia	-	-	-	-	-	-	-	-	-	-	-	-	-	-
Pittsburgh	-	-	-	-	-	-	-	-	-	-	-	-	-	-
St. Louis	0-0	0	4.50	2	2.0	2	1	0-0	0	4.50	2	2.0	2	1
San Diego	-	-	-	-	-	-	-	-	-	-	-	-	-	-
San Francisco	0-1	0	13.50	1	2.0	2	3	0-1	0	13.50	1	2.0	2	3
Monthly														
March/April	-	-	-	-	-	-	-	-	-	-	-	-	-	-
May	-	-	-	-	-	-	-	-	-	-	-	-	-	-
June	0-2	0	10.13	7	8.0	11	9	0-2	0	10.13	7	8.0	11	9
July	-	-	-	-	-	-	-	-	-	-	-	-	-	-
August	-	-	-	-	-	-	-	-	-	-	-	-	-	-
September/October	-	-	-	-	-	-	-	-	-	-	-	-	-	-
Situational Pitching														
Home	0-2	0	14.40	5	5.0	9	8	0-2	0	14.40	5	5.0	9	8
Road	0-0	0	3.00	2	3.0	2	1	0-0	0	3.00	2	3.0	2	1
Before ASG	0-2	0	10.13	7	8.0	11	9	0-2	0	10.13	7	8.0	11	9
After ASG	-	-	-	-	-	-	-	-	-	-	-	-	-	-
Starter	-	-	-	-	-	-	-	-	-	-	-	-	-	-
Reliever	0-2	0	10.13	7	8.0	11	9	0-2	0	10.13	7	8.0	11	9

Walrod's Career by Ballpark

Ballpark	W-L	S	ERA	G	IP	ER	Ballpark	W-L	S	ERA	G	IP	ER
Jacobs Field	0-0	0	4.50	1	2.0	0	Coors Field	0-0	0	4.50	1	2.0	1
Kauffman Stadium	0-2	0	14.40	5	5.0	8							

ROYALS



KRIS WILSON

RIGHT-HANDED PITCHER

(NON-ROSTER)



SI

Height, Weight:
6-4, 225

Bats/Throws:
Right/Right

Resides:
Palm Harbor, Fla.

Birthdate (Age):
Aug. 6, 1976 (27)

Birthplace:
Washington, D.C.

Acquired:
Selected in 9th round of
1997 June Free Agent Draft

Contract Status:
Signed through 2004

M.L. Service:
2 years, 162 days

Career Notes

► Wilson has pitched with the Royals in each of the past 4 seasons...has logged an 14-9 record with a 5.32 ERA in 90 big league games.

2003

- Made the Opening Day roster for the 2nd time (2001).
- Posted a 6-3 record and a 5.33 ERA in 29 games for Kansas City, including 4 starts...allowed 92 hits and 43 ER in 72.2 innings of work.
- Improved his career record to 14-9 in 90 Major League appearances...matched his career-best with 6 wins (also 2001).
- Optioned to Omaha on May 16, but recalled the very next day...at the time he was optioned to Omaha (May 16) he had a 4.87 ERA in 20.1 innings of relief work.
- Started his 1st game since 2001 on May 24 at Oakland and picked up his 1st victory of the year...in the start, he tossed 5.0 innings while surrendering 4 hits and 1 run in KC's 3-1 win.
- Threw a season-high 6.1 innings en route to his 2nd victory of the year in as many starts on May 30 against Oakland (6.1 IP, 7 H, 4 ER) in KC's 11-6 win.
- Picked up his 3rd victory on June 17 against the Twins which featured the Royals record setting 12-run 6th inning...gave up 2 runs on 3 hits in 1.0 inning in KC's 14-7 win...was his 3rd win in 3 consecutive games.
- Was 5-0 with a 4.99 ERA (48.2 IP, 56 H, 27 ER) on July 20.
- Earned the win on July 20 vs. Seattle after coming into the game in the 10th inning with the bases loaded and no outs...retired Jeff Cirillo on a foul pop up and then struck out Mike Cameron looking...with the win, he improved to 5-0 on the year, and 7-0 since the beginning of the 2002 season.
- Lost 3 straight decisions from July 22-Sept. 4.
- Started on July 22 vs. Oakland and went 5.0 innings, giving up 6 runs (5 earned) on 6 hits...it was his 1st loss since the beginning of the 2002 season.
- Started on Aug. 6 in Chicago, surrendering a pair of home runs in 5.0 innings for his only 2 runs allowed.
- Optioned to Omaha on Aug. 11 when newly acquired Paul Abbott made his Royals debut against the New York Yankees.
- Was recalled from Omaha on Sept. 1 and went 1-1 with a 10.13 ERA (8.0 IP, 9 ER) in September.

Wilson's Career Bests

Season:

Wins	6	'01, '03
ERA	4.19	2000
SV	1	2001
IP	109.1	2001
SO	67	2001
Win Streak	3	'01, '03

Game:

Low Hit	4 - at Chi (AL), 6/20/01
SO	6 - 3 times
Last: at Sea,	7/24/01



2002

- ▶ Opened the season on the Disabled List (retroactive to March 22) with right tricep tendinitis...was reinstated from the D.L. on May 26 and optioned to Wilmington.
- ▶ Was called up twice by the Royals...was recalled on June 30 from Omaha, optioned to Wichita on Aug. 1 and recalled from Wichita on Aug. 30.
- ▶ Logging a combined 5-3 record and a 2.08 ERA in 3 minor league assignments (82.1 IP, 88 H, 19 ER)...struck out 60 batters while walking 6.
- ▶ Saw action in 12 games for the Royals and posted a pair of wins in back-to-back outings...defeated Texas in the 2nd game of a doubleheader on July 15 after having a blown save in the 6-4 victory...earned the win in the Royals next game vs. Texas on July 16 after allowing just 1 hit in 1 inning of a 6-5, 11-inning game.

2001

- ▶ Wilson went 6-5 with a 5.19 ERA in 29 games (15 starts) for the Royals in 2001...posted a 5.42 ERA in 15 starts on the season...logged 1 save and a 4.38 ERA in 14 relief outings.
- ▶ Made the Royals Opening Day roster for the 1st time...optioned to Omaha (AAA) on May 1 after logging a 7.71 ERA through the 1st month of the season (11.2 IP, 10 ER).
- ▶ Collected his 1st career save in his 1st outing back with the Royals by throwing 4.0 scoreless innings in Kansas City's 8-2 win at Texas on May 31.
- ▶ Made his 1st career start and earned his 1st career win after throwing a career-best 7.0 innings in a 4-1 win over St. Louis on June 13 (8H, 1 ER, 1 BB, 3 SO).
- ▶ Held a 2-1 record and a 4.53 ERA in 17 games at the All-Star break...posted 31 strikeouts before the break to rank 6th among A.L. rookie pitchers...also was 8th in innings pitched (47.2) and 9th in opponent batting average (.312) before the break.
- ▶ Logged a 5-1 record with a 3.55 ERA through his 1st 7 starts (45.2 IP, 45 H, 18 ER).
- ▶ Won 3 straight starts from July 14-24, compiling a 2.08 ERA during that stretch.
- ▶ Named the Royals July Pitcher of the Month after accounting for 3 of the team's 9 wins and logging a team-best 3.55 ERA in 6 games (5 starts).

2000

- ▶ Spent most of the season at Wichita (AA)...recorded a 7-3 mark with a 3.51 ERA in 21 games (15 starts) with the Wranglers...contract was purchased from Wichita on July 28....made his Major League debut that night with 2.0 scoreless innings at Tampa Bay.
- ▶ Didn't permit a run in his 1st 6 outings, covering 14.1 innings...it was the longest scoreless innings streak of the season by a Royals pitcher.
- ▶ Finished with a 4.19 ERA in 20 games in his 1st big league stint...struck out 17 batters and gave up 38 hits and 11 walks in 34.1 innings.

Minor League Notes

- ▶ Has posted a 42-30 career record with a 3.61 ERA in the Royals minor league system.
- ▶ Logged a 10-5 mark with a 3.53 ERA in 18 starts for Lansing (A) in 1998 before joining the Wilmington Blue Rocks of the Carolina League...went 0-3 with a 3.75 ERA in 10 appearances, including the 1st relief outings of his pro career.
- ▶ Went 5-3 with a 4.52 ERA for Short-A Spokane in 1997, his 1st professional season.

Miscellaneous Notes

- ▶ **Kristopher Kyle Wilson** is single...graduated from Tarpon Springs (Fla.) High in 1994.
- ▶ Attended Georgia Tech University on a football scholarship to play quarterback...was redshirted as a freshman and decided to concentrate on baseball...was 12-2 with a 3.12 ERA for the Yellow Jackets in 1997.
- ▶ Has participated in the Royals Caravans, serves as an instructor for the Royals Youth Instructional Clinics and participates in Operation Blessing, a food drive with the Chiefs.



Wilson's Career Statistics

Year	Club	W-L	ERA	G	GS	CG	SHO	SV	IP	H	R	ER	HR	HB	BB	SO	WP	BK
1997	Spokane	5-3	4.52	15	15	0	0	0	73.2	101	50	37	6	5	21	72	1	2
1998	Lansing	10-5	3.53	18	18	1	0	0	117.1	119	50	46	7	3	15	74	2	0
	Wilmington	0-3	3.75	10	2	0	0	1	24.0	19	10	10	0	3	6	20	1	0
1999	Wilmington	8-1	1.13	14	4	0	0	0	48.0	25	7	6	0	0	11	45	1	0
	Wichita	5-7	5.45	23	10	0	0	0	74.1	91	51	45	11	3	14	45	1	2
	Omaha	0-1	8.44	1	1	0	0	0	5.1	8	5	5	3	0	0	3	0	0
2000	Wichita	7-3	3.51	21	15	1	0	0	102.2	99	52	40	12	6	21	69	4	1
	KANSAS CITY	0-1	4.19	20	0	0	0	0	34.1	38	16	16	3	0	11	17	0	0
2001	KANSAS CITY	6-5	5.19	29	15	0	0	1	109.1	132	78	63	26	7	32	67	1	0
	Omaha	2-2	2.79	6	5	0	0	0	29.0	31	9	9	2	1	6	18	1	0
2002	KANSAS CITY	2-0	8.20	12	0	0	0	0	18.2	29	18	17	7	2	5	10	0	0
	Wilmington	0-0	0.00	4	3	0	0	0	8.0	3	0	0	0	0	1	10	0	0
	Wichita	3-3	1.88	13	7	1	0	0	48.0	47	17	10	4	4	4	33	1	0
	Omaha	2-0	3.08	8	3	0	0	1	26.1	38	9	9	0	0	1	17	0	0
2003	KANSAS CITY	6-3	5.33	29	4	0	0	0	72.2	92	49	43	13	6	16	42	0	1
	Omaha	0-2	8.03	5	0	0	0	0	12.1	21	12	11	2	1	3	9	0	1
	Minor League Totals	42-30	3.61	138	83	3	0	2	569.0	602	272	228	47	26	103	415	12	6
	Major League Totals	14-9	5.32	90	19	0	0	1	235.0	291	161	139	49	15	64	136	1	1

1997 Selected in the 9th round of the June Free Agent Draft...signed by Balos Davis.

Wilson's M.L. Batting Totals

	AVG.	AB	H	HR	RBI
M.L. Totals	.333	3	1	0	0

Wilson's Career Fielding

POSITION	PCT.	G	PO	A	E	TC	DP
Pitcher	.875	90	27	29	8	64	4

Wilson's 2003 and Career Breakdown

	2003								CAREER							
	W-L	S	ERA	G	IP	H	ER		W-L	S	ERA	G	IP	H	ER	
vs. American League																
vs. Anaheim	0-0	0	0.00	1	1.2	1	0		0-0	0	0.00	1	2.0	1	0	
Baltimore	0-0	0	0.00	1	1.2	1	0		1-2	0	4.43	5	20.1	19	10	
Boston	0-0	0	21.00	3	3.0	8	7		0-0	0	12.15	6	6.2	13	9	
Chicago	0-1	0	5.84	4	12.1	15	8		0-1	0	5.12	12	31.2	37	18	
Cleveland	1-0	0	7.04	4	7.2	13	6		2-0	0	7.36	9	18.1	29	15	
Detroit	0-0	0	4.32	4	8.1	10	4		0-1	0	7.07	6	14.0	24	11	
Minnesota	1-0	0	5.68	3	6.1	12	4		1-2	0	4.84	10	22.1	33	12	
New York	-	-	-	-	-	-	-		0-0	0	9.39	4	7.2	14	8	
Oakland	2-1	0	5.51	3	16.1	17	10		2-1	0	5.01	5	23.1	22	13	
Seattle	1-0	0	0.00	1	0.2	0	0		0-0	0	4.62	8	25.1	29	13	
Tampa Bay	0-0	0	0.00	1	4.0	5	0		3-0	0	0.93	4	9.2	10	1	
Texas	1-0	0	0.00	1	3.0	0	0		3-1	1	4.95	8	20.0	20	11	
Toronto	0-0	0	2.08	2	4.1	5	1		0-0	0	9.58	6	10.1	16	11	
vs. National League																
vs. Arizona	0-1	0	0.00	1	2.0	2	0		0-1	0	0.00	2	5.2	4	0	
Houston	-	-	-	-	-	-	-		0-0	0	0.00	1	1.0	4	0	
Pittsburgh	-	-	-	-	-	-	-		1-0	0	4.05	1	6.2	4	3	
St. Louis	0-0	0	9.00	1	3.0	4	3		1-0	0	3.60	2	10.0	12	4	
Monthly																
March/April	0-0	0	1.93	6	14.0	12	3		3-0	0	4.56	14	25.2	30	13	
May	2-0	0	6.27	7	18.2	25	13		2-0	1	5.16	8	22.2	28	13	
June	1-0	0	10.61	4	9.1	17	11		3-0	0	4.75	10	36.0	43	19	
July	2-1	0	3.29	5	13.2	11	5		7-2	0	3.63	20	62.0	62	25	
August	0-1	0	2.00	2	9.0	10	2		1-5	0	4.56	16	51.1	59	26	
September/October	1-1	0	10.13	5	8.0	17	9		1-2	0	10.37	22	37.1	69	43	
Situational Pitching																
Home	4-2	0	7.54	18	43.0	61	36		9-3	0	5.80	48	116.1	160	75	
Road	2-1	0	2.12	11	29.2	31	7		5-6	1	4.85	42	118.2	131	64	
Before ASG	4-0	0	5.06	19	48.0	56	27		6-1	1	4.68	38	100.0	121	52	
After ASG	2-3	0	5.84	10	24.2	36	16		8-8	0	5.80	52	135.0	170	87	
Starter	2-2	-	5.06	4	21.1	22	12		8-7	-	5.35	19	106.0	122	63	
Reliever	4-1	0	5.44	25	51.1	70	31		6-2	1	5.30	71	129.0	169	76	

Wilson's Career by Ballpark

	W-L	S	ERA	G	IP	ER	Ballpark	W-L	S	ERA	G	IP	ER
Camden Yards	0-2	0	7.04	2	7.2	6	Yankee Stadium	0-0	0	1.93	2	4.2	1
Fenway Park	0-0	0	18.00	4	2.0	4	Network Associates	1-0	0	3.00	3	12.0	4
U.S. Cellular Field	0-1	0	3.70	8	24.1	10	Safeco Field	1-0	0	3.52	4	15.1	6
Jacobs Field	1-0	0	5.23	3	10.1	6	Tropicana Field	0-0	0	2.45	2	3.2	1
Comerica Park	0-1	0	8.53	2	6.1	6	Ballpark in Arlington	1-1	1	3.75	4	12.0	5
Kauffman Stadium	9-3	0	5.80	48	116.1	75	Skydome	0-0	0	13.50	2	4.0	6
Metrodome	0-1	0	5.59	5	9.2	6	PNC Park	1-0	0	4.05	1	6.2	3

ROYALS REVIEW HISTORY RECORDS OPPONENTS OPERATIONS MEDIA

REVIEW



Angel Berroa



Carlos Beltran

2003 Day-by-Day Record



ROYALS REVIEW HISTORY RECORDS OPERATIONS MEDIA

Dt	D-N Opp.	(W)	Score(L)	Rec.	Pos.	GB	Winning Pitcher	Losing Pitcher	Daily Att.	Hm #	Att. Total	Rd #	Att. Total
3-31	D CHI	W	3-0	1-0	T1	-	Hernandez (1-0)	Buehrle	40,302	1	40,302		
4-2	D CHI	W	5-4	2-0	T1	-	Lopez (1-0)	White	10,429	2	50,731		
4-3	D CHI	W	12-6	3-0	T1	-	Bukvich (1-0)	Gordon	9,524	3	60,255		
4-4	N CLE	W	5-1	4-0	1	+1.0	George (1-0)	Davis	15,241	4	75,496		
4-5	D CLE	W	3-1	5-0	1	+2.0	Hernandez (2-0)	Sabathia	19,912	5	95,408		
4-6	D CLE	Postponed due to inclement weather - rescheduled as part of two-night doubleheader on June 30											
4-8	N at Det	Postponed due to inclement weather - rescheduled for Sept. 15											
4-9	D at Det	W	9-6	6-0	1	+3.0	Affeldt (1-0)	Bonderman	14,286			1	14,286
4-10	D at Det	W	4-2	7-0	1	+3.0	Asencio (1-0)	Maroth	9,080			2	23,366
4-11	N at Cle	W	1-0	8-0	1	+3.0	Hernandez (3-0)	Westbrook	17,931			3	41,297
4-12	N at Cle	W	5-2	9-0	1	+4.0	George (2-0)	Sabathia	18,168			4	59,465
4-13	D at Cle	1-6	L	9-1	1	+3.0	Rodriguez	May (0-1)	19,335			5	78,800
4-14	N at Cle	W	12-4	10-1	1	+3.5	Affeldt (2-0)	Anderson	15,875			6	94,675
4-15	N at Chi	W	8-5	11-1	1	+4.5	Lopez (2-0)	Koch	20,591			7	115,266
4-16	N at Chi	3-4	L	11-2	1	+3.5	Gordon	Grimsley (0-1)	9,882			8	125,148
4-17	D at Chi	2-8	L	11-3	1	+2.5	Loaiza	George (2-1)	10,716			9	135,864
4-18	N DET	W	4-3 (11)	12-3	1	+2.5	Carrasco (1-0)	Anderson	38,937	6	134,345		
4-19	D DET	W	9-2	13-3	1	+2.5	Lopez (3-0)	Knotts	13,777	7	148,122		
4-20	D DET	W	4-3	14-3	1	+3.5	MacDougal (1-0)	Maroth	16,203	8	164,325		
4-22	N MIN	W	4-3	15-3	1	+4.0	Hernandez (4-0)	Rogers	17,439	9	181,764		
4-23	N MIN	Postponed due to inclement weather - rescheduled for June 16											
4-24	D MIN	W	2-1	16-3	1	+5.5	George (3-1)	Radke	11,981	10	193,745		
4-25	N at Tor	5-6	L	16-4	1	+5.5	Escobar	Carrasco (1-1)	16,417			10	152,281
4-26	D at Tor	W	9-6	17-4	1	+5.5	Grimsley (1-1)	Tam	17,197			11	169,478
4-27	D at Tor	9-10	L	17-5	1	+4.5	Politte	MacDougal (1-1)	17,059			12	186,537
4-29	N at Bos	2-7	L	17-6	1	+4.5	Wakefield	George (3-2)	30,438			13	216,975
4-30	N at Bos	4-5	L	17-7	1	+4.5	Embree	MacDougal (1-2)	31,334			14	248,309
5-1	N at Bos	5-6	L	17-8	1	+3.5	Shiell	Grimsley (1-2)	31,950			15	280,259
5-2	N at Bal	W	5-2	18-8	1	+4.5	Asencio (C, 2-0)	Helling	26,737			16	306,996
5-3	D at Bal	1-6	L	18-9	1	+4.5	Ponson	Hernandez (4-1)	27,461			17	334,457
5-4	D at Bal	W	4-0	19-9	1	+5.0	George (4-2)	DuBose	26,890			18	361,347
5-5	N BOS	W	7-6	20-9	1	+5.5	Lopez (4-0)	Lyon	21,232	11	214,977		
5-6	N BOS	3-7	L	20-10	1	+4.5	Fossum	Affeldt (2-1)	15,848	12	230,825		
5-7	D BOS	6-9	L	20-11	1	+3.5	Woodard	Lopez (4-1)	28,268	13	259,093		
5-8	N BAL	Postponed due to inclement weather - rescheduled as part of two-night doubleheader on May 9											
5-9	TN BAL-1	5-15	L	20-12	1	---	Helling	Asencio (2-1)	-----	--	-----		
5-9	TN BAL-2	4-5	L	20-13	1	+1.5	Ponson	Hernandez (4-2)	38,995	14	298,088		
5-10	N BAL	W	8-4	21-13	1	+2.5	Carrasco (2-1)	Groom	25,930	15	324,018		
5-11	D BAL	W	8-5	22-13	1	+2.5	Lowe (1-0)	Driskill	16,105	16	340,123		
5-12	N at Min	W	3-2	23-13	1	+3.5	Affeldt (3-1)	Mays	12,199			19	373,546
5-13	N at Min	24 (10)	L	23-14	1	+2.5	Hawkins	Lopez (4-2)	13,898			20	387,444
5-14	N at Min	0-7	L	23-15	1	+1.5	Reed	Hernandez (4-3)	15,148			21	402,592
5-15	D at Min	W	9-5 (14)	24-15	1	+2.5	Carrasco (3-1)	Santana	17,219			22	419,811
5-16	N TOR	1-18	L	24-16	1	+1.5	Hendrickson	George (4-3)	24,167	17	364,290		
5-17	N TOR	4-7	L	24-17	1	+0.5	Halladay	Grimsley (1-3)	25,032	18	389,322		
5-18	D TOR	3-4	L	24-18	2	-0.5	Sturtze	Snyder (0-1)	15,462	19	404,784		
5-20	N at Sea	4-7	L	24-19	2	-0.5	Nelson	Carrasco (3-2)	36,423			23	456,234
5-21	N at Sea	W	14-5	25-19	2	-0.5	George (5-3)	Garcia	31,251			24	487,485
5-22	D at Sea	1-5	L	25-20	2	-1.5	Meche	Affeldt (3-2)	38,322			25	525,807
5-23	N at Oak	1-4	L	25-21	2	-1.5	Mulder	Snyder (0-2)	32,682			26	558,489
5-24	D at Oak	W	3-1	26-21	2	-1.5	Wilson (1-0)	Lilly	24,099			27	582,588
5-25	D at Oak	3-4 (10)	L	26-22	2	-2.5	Foulke	Carrasco (3-3)	37,705			28	620,293
5-27	N SEA	7-15	L	26-23	2	-3.5	Garcia	George (5-4)	14,154	20	418,938		
5-28	D SEA	2-5	L	26-24	2	-4.5	Moyer	Affeldt (3-3)	14,928	21	433,866		
5-29	N OAK	1-6	L	26-25	2	-4.5	Mulder	Snyder (0-3)	15,259	22	449,125		
5-30	N OAK	W	11-6	27-25	2	-3.5	Wilson (2-0)	Hudson	22,172	23	471,297		
5-31	D OAK	6-7	L	27-26	2	-3.5	Mecir	MacDougal (1-3)	31,650	24	502,947		
6-1	D OAK	4-6	L	27-27	2	-3.5	Bradford	DeHart (0-1)	16,249	25	519,196		

2003 Day-by-Day Record

Dt	D-N Opp.	(W) Score (L)	Rec.	Pos.	GB	Winning Pitcher	Losing Pitcher	Daily Att.	Hm #	Att. Total	Rd #	Att. Total
6-3	N at LA	3-4 L	27-28	2	-4.5	Gagne	Carrasco (3-4)	26,409		29	646,702	
6-4	N at LA	W 2-1	28-28	2	-3.5	Snyder (1-3)	Nomo	23,677		30	670,379	
6-5	N at LA	2-5 L	28-29	2	-4.5	Brown	May (0-2)	29,170		31	699,549	
6-6	N at Colo	Postponed due to inclement weather - rescheduled as part of day-night doubleheader on June 7										
6-7	DN at Colo-1 W	13-11	29-29	2	--	George (6-4)	Chacon	25,421		32	724,970	
6-7	DN at Colo-2 W	9-5	30-29	2	-4.5	Gilfillan (1-0)	Jones	26,435		33	751,405	
6-8	D at Colo	7-8 L	30-30	2	-4.5	Elarton	DeHart (0-2)	30,084		34	781,489	
6-10	N ARIZ	W 7-3	31-30	2	-3.5	Grimmsley (2-3)	Oropesa	16,772	26	535,968		
6-11	N ARIZ	3-4 L	31-31	2	-4.5	Good	May (0-3)	15,165	27	551,133		
6-12	N ARIZ	Postponed due to inclement weather - rescheduled for Sept. 4										
6-13	N SF	W 6-1	32-31	2	-5.0	George (7-4)	Schmidt	31,426	28	582,559		
6-14	N SF	4-7 L	32-32	2	-5.0	Moss	Walrond (0-1)	38,261	29	620,820		
6-15	D SF	W 5-4	33-32	2	-4.0	MacDougal (2-3)	Worrell	29,631	30	650,451		
6-16	N MIN	W 9-8	34-32	2	-3.0	MacDougal (3-3)	Guardado	13,442	31	663,893		
6-17	N MIN	W 14-7	35-32	2	-2.0	Wilson (3-0)	Rogers	16,359	32	680,252		
6-18	N MIN	W 8-6	36-32	2	-1.0	George (8-4)	Reed	21,581	33	701,833		
6-19	D MIN	2-16 L	36-33	2	-2.0	Mays	Snyder (1-4)	22,559	34	724,392		
6-20	N at STL	W 10-4	37-33	2	-1.0	Lima (1-0)	Morris	38,226			35	819,715
6-21	D at STL	1-8 L	37-34	2	-1.0	Williams	May (0-4)	44,473			36	864,188
6-22	D at STL	W 5-2	38-34	2	-1.0	Affeldt (4-3)	Stephenson	39,962			37	904,150
6-24	N at Cle	W 3-1	39-34	T1	--	George (9-4)	Davis	19,638			38	923,788
6-25	N at Cle	W 3-1 (10)	40-34	T1	--	Gilfillan (2-0)	Riske	18,527			39	942,315
6-26	N at Cle	W 4-1	41-34	1	+1.0	Lima (2-0)	Rodriguez	17,494			40	959,809
6-27	N STL	W 6-3	42-34	1	+2.0	May (1-4)	Stephenson	40,189	35	764,581		
6-28	N STL	9-13 L	42-35	1	+1.0	Fassero	Affeldt (4-4)	40,347	36	804,928		
6-29	D STL	6-13 L	42-36	T1	--	Tomko	George (9-5)	38,270	37	843,198		
6-30	TN CLE-1	5-10 L	42-37	--	---	Lee	Voyles (0-1)	-----	---	-----		
6-30	TN CLE-2	5-8 L	42-38	2	-0.5	Anderson	Walrond (0-2)	14,645	38	857,843		
7-1	N CLE	W 6-3	43-38	1	+0.5	Lima (3-0)	Rodriguez	12,831	39	870,674		
7-2	N CLE	W 8-2	44-38	1	+1.5	May (C, 2-4)	Traber	12,918	40	883,592		
7-3	N DET	W 3-2	45-38	1	+2.5	Affeldt (5-4)	Bonderman	12,978	41	896,570		
7-4	N DET	W 9-8	46-38	1	+2.5	Field (1-0)	Cornejo	39,920	42	936,490		
7-5	N DET	5-9 L	46-39	1	+2.5	Maroth	Voyles (0-2)	19,030	43	955,520		
7-6	D DET	W 5-3	47-39	1	+3.5	Lima (4-0)	Roney	12,844	44	968,364		
7-8	N at Ana	W 4-0	48-39	1	+4.5	May (3-4)	Lackey	34,283			41	994,092
7-9	N at Ana	3-5 L	48-40	1	+4.5	Rodriguez	Affeldt (5-5)	34,196			42	1,028,288
7-10	N at Ana	1-7 L	48-41	1	+4.5	Sele	George (9-6)	38,836			43	1,067,124
7-11	N at Tex	W 13-3	49-41	1	+5.5	Wilson (4-0)	Dickey	33,536			44	1,100,660
7-12	N at Tex	W 8-2	50-41	1	+6.5	Lima (5-0)	Valdes	32,654			45	1,133,314
7-13	N at Tex	W 8-2	51-41	1	+7.0	May (4-4)	Mounce	21,424			46	1,154,738
7-17	N SEA	W 7-1	52-41	1	+7.5	Lima (6-0)	Garcia	22,481	45	990,845		
7-18	N SEA	3-6 L	52-42	1	+6.5	Rhodes	MacDougal (3-4)	30,698	46	1,021,543		
7-19	N SEA	W 5-1	53-42	1	+6.5	May (5-4)	Meche	39,808	47	1,051,351		
7-20	D SEA	W 7-5 (10)	54-42	1	+6.5	Wilson (5-0)	Rhodes	16,880	48	1,078,231		
7-21	N OAK	1-6 L	54-43	1	+5.5	Rincon	Lowe (1-1)	22,627	49	1,100,858		
7-22	D OAK	0-10 L	54-44	1	+5.0	Hudson	Wilson (5-1)	23,500	50	1,124,358		
7-23	N at Min	W 8-3	55-44	1	+5.0	Affeldt (6-5)	Santana	24,193			47	1,178,931
7-24	D at Min	2-6 L	55-45	1	+4.0	Hawkins	Grimmsley (2-4)	29,687			48	1,208,618
7-25	N at Det	W 8-3	56-45	1	+4.0	Hernandez (5-3)	Ledezma	29,697			49	1,238,315
7-26	N at Det	1-5 L	56-46	1	+4.0	Bonderman	Snyder (1-5)	24,664			50	1,262,979
7-27	D at Det	W 5-1	57-46	1	+4.0	Lima (7-0)	Maroth	35,326			51	1,298,305
7-29	N CHI	6-9 L	57-47	1	+3.0	Buehrle	May (5-5)	24,485	51	1,148,843		
7-30	N CHI	4-15 L	57-48	1	+2.0	Garland	Hernandez (5-4)	20,722	52	1,169,555		
7-31	N CHI	6-8 (11) L	57-49	1	+1.0	Schoeneweis	Field (1-1)	21,352	53	1,190,917		
8-1	N TB	6-9 L	57-50	T1	---	Backe	Lloyd (0-1)	33,779	54	1,224,296		
8-2	N TB	W 10-8	58-50	1	+1.0	Leskanic (1-0)	Malaska	38,709	55	1,263,005		
8-3	D TB	W 2-0	59-50	1	+2.0	Gobble (1-0)	Gonzalez	15,870	56	1,278,875		
8-4	N at Chi	W 13-9	60-50	1	+3.0	Hernandez (6-4)	Schoeneweis	43,922			52	1,342,227
8-5	N at Chi	4-5 L	60-51	1	+2.0	Loaiza	Snyder (1-6)	38,973			53	1,381,200
8-6	D at Chi	3-4 L	60-52	1	+1.0	Colon	Wilson (5-2)	25,348			54	1,406,548

ROYALS REVIEW HISTORICAL RECORDS OPERATIONS OPERATIONS MEDIA



2003 Day-by-Day Record

ROYALS REVIEW HISTORY RECORDS OPERATIONS MEDIA

Dt	D-N Opp.	(W)	Score(L)	Rec.	Pos.	GB	Winning Pitcher	Losing Pitcher	Daily Att.	Hm #	Att. Total	Rd #	Att. Total
8-7	N at TB		2-3 L	60-53	1	+0.5	Gaudin	MacDougal (3-5)	8,834			55	1,415,382
8-8	N at TB		0-4 L	60-54	2	-0.5	Gonzalez	Appier (7-8)	9,381			56	1,424,763
8-9	N at TB	W	6-2	61-54	1	+0.5	Gobble (2-0)	Zambrano	15,957			57	1,440,720
8-10	D at TB	W	7-3	62-54	1	+0.5	Hernandez (7-4)	Sosa	11,327			58	1,452,047
8-11	N NY	W	12-9	63-54	1	+1.5	Carrasco (4-4)	Hitchcock	40,406	57	1,319,281		
8-12	N NY		0-6 L	63-55	1	+0.5	Mussina	May (5-6)	37,820	58	1,357,101		
8-13	N NY	W	11-0	64-55	1	+1.5	Appier (8-8)	Weaver	35,596	59	1,392,697		
8-15	N MIN		2-9 L	64-56	1	+2.0	Rogers	Gobble (2-1)	39,927	60	1,432,624		
8-16	D MIN		5-14 L	64-57	1	+2.0	Lohse	Hernandez (7-5)	28,994	61	1,461,618		
8-17	D MIN	W	5-4	65-57	1	+3.0	May (6-6)	Reed	18,875	62	1,480,493		
8-18	N at NY		6-11 L	65-58	1	+2.0	Weaver	Lima (7-1)	48,937			59	1,500,984
8-19	N at NY		3-6 L	65-59	1	+1.0	Pettitte	Appier (8-9)	43,841			60	1,544,825
8-20	D at NY		7-8 L	65-60	T1	---	Clemens	Gobble (2-2)	46,973			61	1,591,798
8-21	N at Min		3-4 L	65-61	3	-1.0	Rogers	Levine (3-6)	30,179			62	1,621,977
8-22	N at Min	W	3-2	66-61	2	-1.0	May (7-6)	Lohse	36,101			63	1,658,078
8-23	N at Min	W	4-3	67-61	2	-1.0	Carrasco (5-4)	Mays	37,782			64	1,695,860
8-24	D at Min		1-8 L	67-62	2	-1.0	Santana	Lloyd (0-2)	34,265			65	1,730,125
8-26	N TEX	W	9-2	68-62	2	-1.0	Anderson (10-10)	Dickey	12,917	63	1,493,410		
8-27	N TEX	W	9-0	69-62	2	-1.0	May (C, 8-6)	Lewis	12,462	64	1,505,872		
8-28	N TEX	W	6-5 (11)	70-62	T1	--	Carrasco (6-4)	Ramirez	11,944	65	1,517,816		
8-29	N ANA		3-10 L	70-63	T1	---	Washburn	Gobble (2-3)	23,836	66	1,541,652		
8-30	N ANA		Postponed due to inclement weather - rescheduled as part of doubleheader on Aug. 31										
8-31	D ANA-1		4-7 L	70-64	T2	-1.5	Shields	Anderson (10-11)	21,324	67	1,562,976		
8-31	N ANA-2		Postponed due to inclement weather - rescheduled as part of doubleheader on Sept. 6										
9-1	D at Tex		3-7 L	70-65	T2	-2.0	Lewis	May (8-7)	24,005			66	1,754,130
9-2	N at Tex		7-8 L	70-66	3	-2.0	Valdes	Affeldt (6-6)	15,119			67	1,769,249
9-3	N at Tex	W	3-1	71-66	3	-1.0	Gobble (3-3)	Thomson	15,271			68	1,784,520
9-4	D ARIZ		5-6 (10) L	71-67	3	-1.5	Mantei	Wilson (5-3)	15,025	68	1,578,001		
9-5	N at Ana	W	5-0	72-67	3	-1.5	Anderson (C, 11-1)	Washburn	43,111			69	1,827,631
9-6	TN at Ana-1		5-6 L	72-68	3	---	Weber	Grimsley (2-5)	--			--	--
9-6	TN at Ana-2		1-3 L	72-69	3	-3.0	Gregg	Wright (C, 0-1)	43,044			70	1,870,675
9-7	D at Ana	W	3-0	73-69	3	-3.0	Abbott (1-0)	Lackey	38,943			71	1,909,618
9-9	N CLE		1-7 L	73-70	3	-4.5	Davis	Gobble (3-4)	12,389	69	1,590,390		
9-10	N CLE	W	9-7	74-70	3	-3.5	Wilson (6-3)	Santiago	21,581	70	1,611,971		
9-11	D CLE		5-6 L	74-71	3	-3.5	Baez	Grimsley (2-6)	13,188	71	1,625,159		
9-12	D at Det		0-3 L	74-72	3	-3.5	Maroth	Abbott (1-1)	18,042			72	1,927,660
9-13	N at Det	W	7-0	75-72	3	-3.5	Wright (C, 1-1)	Mears	15,966			73	1,943,626
9-14	D at Det	W	7-2	76-72	3	-3.5	Gobble (4-4)	Robertson	13,579			74	1,957,205
9-15	N at Det	W	10-4	77-72	3	-3.5	Anderson (12-11)	Knotts	9,342			75	1,966,547
9-16	N at Cle	W	12-8	78-72	3	-3.5	May (9-7)	Traber	16,145			76	1,982,692
9-17	N at Cle		1-9 L	78-73	3	-4.5	Westbrook	Abbott (1-2)	16,363			77	1,999,055
9-18	N at Cle	W	3-2	79-73	3	-4.5	Lima (8-1)	Sabathia	17,275			78	2,016,330
9-19	N at Chi		5-8 L	79-74	3	-5.5	Buehrle	Carrasco (6-5)	32,812			79	2,049,142
9-20	N at Chi	W	7-1	80-74	3	-5.5	Anderson (13-11)	Loaiza	37,367			80	2,086,509
9-21	D at Chi	W	10-4	81-74	T2	-5.5	May (10-7)	Garland	31,539			81	2,118,048
9-22	N DET	W	12-6	82-74	T2	-5.0	Affeldt (7-6)	Knotts	10,574	72	1,635,733		
9-23	N DET		6-15 L	82-75	T2	-6.0	Maroth	Lima (8-2)	11,180	73	1,646,913		
9-24	N DET		3-4 L	82-76	3	-7.0	Loux	Gobble (4-5)	10,758	74	1,657,671		
9-25	N CHI	W	7-3	83-76	T2	-6.0	Anderson (14-11)		Wright	16,438	751,674,109		
9-26	N CHI		2-11 L	83-77	3	-7.0	Garland	May (10-8)	36,598	76	1,710,707		
9-27	N CHI		3-19 L	83-78	3	-7.0	Colon	Wright (1-2)	37,567	77	1,748,274		
9-28	D CHI		1-5 L	83-79	3	-7.0	Loaiza	Lima (8-3)	26,261	78	1,774,535		



2003 Royals Season Recap

GENERAL: The Royals finished the 2003 campaign with an 83-79 record, marking the club's 1st winning season since 1994 (64-51) and 1st winning campaign in a non-strike season since 1993 (84-78)...the Royals finished 3rd in the American League Central, 7.0 games behind Minnesota and 3.0 games behind 2nd place Chicago...it marked both the club's highest finish and fewest games back of the division leader since 1994, when the Royals finished in 3rd place, 4.0 games behind the White Sox.

TERRIFIC TURNAROUND: Kansas City's season marked one of the best turnarounds in Major League history...the club's 83 wins tied for the 6th-best turnaround following a 100-loss season.

Best Seasons Following 100-loss Season Since 1900

Rk.	Team	Record	Previous Season
1.	1967 Cubs	.540 (87-74)	59-103
2.	1989 Orioles	.537 (87-75)	54-107
3.	1974 Rangers	.525 (84-76)	57-105
4.	1986 Indians	.519 (84-78)	60-102
5.	1905 Phillies	.546 (83-69)	52-100
t6.	2003 Royals	.512 (83-79)	62-100
t6.	1980 Athletics	.512 (83-79)	54-108
t6.	1986 Giants	.512 (83-79)	62-100
9.	1963 Cubs	.506 (82-80)	59-103
10.	1962 Phillies	.503 (81-80)	47-107

TIME IN 1ST PLACE: Kansas City spent 41 games in 1st place from March 31 through May 17...it was KC's 4th-longest stay in 1st place in club history.

Games	Year	Dates
135	1976	May 18-end of season
125	1980	May 23-end of season
44	1977	Aug. 20-end of season
41	2003	March 31-May 17
35	1978	July 17-Aug. 23

The Royals made their way into a tie atop the division on June 24, marking the 1st of 52 additional game days in 1st place or a tie for 1st in 2003...the Royals dropped from the top spot for good with a 10-3 loss to Anaheim on Aug. 29.

OPENING DAY: The Royals defeated Chicago, 3-0, on Opening Day, marking the club's 1st Opening Day win since March 31, 1998...the shutout was the 1st for the Royals on Opening Day or in a home opener...the Opening Day win was just KC's 4th in the last 18 years.

HISTORIC START: Kansas City became just the 4th team in Major League history to race out to a 4-0 start after posting a 100-loss season, joining the 1952 St. Louis Browns (52-102), the 1906 Boston Bean Eaters (51-103) and the 1899 St. Louis Perfectos (43-111)...KC became the last remaining undefeated team in the Majors at 5-0 and opened the 2003 season with the club's 1st perfect homestand (5-0) since June 2-8, 1988 (7-0)...it was the 3rd perfect homestand in club history (also 8-0, Sept. 2-8, 1985)...the Royals went on to open the season with a 9-0 record, the best start in club history...Kansas City became the 1st team since the 1990 Cincinnati Reds to start the season with a 9-0 mark and just the 14th team in Major League history to win 9-straight games to open the season.

HOME FIELD MAGIC: The Royals opened the season with an 11-0 start at home, the 2nd-best start at home in Major League history since 1901, falling short of only the 1911 Detroit Tigers (12-0)...Kansas City's streak of 12-straight home wins (dating back to 2002) was the 3rd-longest streak in club history.

Year	Club	Record	Year	Club	Record
1911	Detroit Tigers	12-0	1960	Chicago White Sox	10-0
2003	Kansas City Royals	11-0	1970	Chicago Cubs	10-0
1918	San Francisco Giants	10-0	1983	Atlanta Braves	10-0
1935	Chicago White Sox	10-0	1987	New York Yankees	10-0
1951	New York Yankees	10-0			



FANTASTIC FIRST HALF: The Royals opened 2003 with a 17-7 record through April, the best turnaround through the 1st month of the season in Major League history...prior to the 2003 season, the most wins for a club was Cleveland's 16-6 (.727) mark through April 1988...the Royals became the 1st club in Major League history to win 50 games before the All-Star break following a 100-loss season...in fact, KC's 51-41 record and .554 winning percentage ranked 3rd at the break following a 100-loss season.

Team	Record	Standing	Win %	Finish
1989 Orioles	48-37	1st, +5.5	.565	87-75, 2nd
1967 Cubs	46-36	2nd, -3.0	.561	87-74, 3rd
2003 Royals	51-41	1st, +7.0	.554	83-79, 3rd
1963 Cubs	45-37	3rd, -4.5	.549	82-80, 7th
1986 Giants	48-40	1st, +1.0	.545	83-79, 3rd

AT THE BREAK: The Royals had a 51-41 record and held a 7.0 game lead in the A.L. Central at the All-Star break, becoming just the 43rd team since the 1st All-Star Game in 1933 to build a lead of 7.0 or more games by the break...of the previous 42 teams, 37 (88 percent) went on to win the division...the 2003 Royals joined the 1993 Giants, 1978 Red Sox, 1951 Dodgers, 1942 Dodgers and 1935 Giants as the only clubs unable to hold their leads...the Royals held the division/league lead at the All-Star break for just the 3rd time in club history, joining the 1980 (+8.5) and 1976 (+7.0) teams.

AGAINST THE CENTRAL: Kansas City logged a 46-30 record vs. A.L. Central Division opponents (22-16 at home and 24-14 on the road) after going 33-43 vs. the Central in 2002...the club opened the season with a 19-5 record against division opponents, including a 13-0 record at Kauffman Stadium...the Royals were 29-9 against the Central through the 1st half of the season but managed just a 17-21 mark after the All-Star break...the Royals won the season series from 3 of 4 division opponents, going 13-6 vs. the Cleveland Indians, 14-5 against the Detroit Tigers and 11-8 vs. the Minnesota Twins...Kansas City lost the season series to the Chicago White Sox, 11-8.

THE REST OF THE LEAGUE: The club struggled with opponents outside of the division, managing just a 28-40 record against the rest of the American League...KC went 12-20 against the A.L. East (4-3 vs. Baltimore, 1-5 vs. Boston, 2-4 vs. New York, 4-3 vs. Tampa Bay and 1-5 vs. Toronto) and finished 16-20 vs. the A.L. West (3-6 vs. Anaheim, 2-7 vs. Oakland, 4-5 vs. Seattle and 7-2 vs. Texas).

INTERLEAGUE GAMES: The Royals went 9-9 against N.L. opponents in 2003 and now have a 51-70 record since interleague play began in 1997...2003 marked the club's first non-losing interleague mark since 1998 (9-7) after taking 2 of 3 games from Colorado and San Francisco, dropping 2 of 3 to Los Angeles and Arizona and splitting a home-and-home series with St. Louis, 3-3.

PITCHING: The Royals pitching staff finished 12th in the league with a 5.05 ERA, marking the 5th time in 6 years that the team logged a season ERA of over 5.00...the starters were 57-50 and ranked 9th in the A.L. with a 4.79 ERA, while the bullpen ranked last in the league by going 26-29 with 43 saves and a league-high 5.55 ERA...the Royals logged a 4.08 ERA on the road and allowed 355 runs (4.3 per game), but managed just a 6.01 ERA at home with 512 runs allowed (6.4 per game)...the Royals went 51-41 with a 4.97 prior to the All-Star break, but managed just a 32-38 record with a 5.17 ERA in the 2nd half of the season.

REVOLVING ROTATION: Kansas City utilized 15 different starters in 2003 due to a number of injuries...in fact, KC used 11 different starters in a 31-game span from Aug. 5-Sept. 6...the Royals rotation on Opening Day of Runelvis Hernandez (4-4), Jeremy Affeldt (3-4), Miguel Asencio (4-7), Chris George (4-12) and Darrell May (6-12) opened the season with a combined total of 21 career victories.

2003 Runs and Runs Allowed

Runs Allowed: Royals record when allowing each number of runs:

0	1	2	3	4	5	6	7	8	9	10	11	12	13	14	15+
100	140	150	133	811	7-9	7-14	2-11	4-9	2-6	0-4	1-2	0-0	0-2	0-1	0-7

Scoring Runs: Royals record when scoring each number of runs:

0	1	2	3	4	5	6	7	8	9	10	11	12	13	14	15+
0-5	1-15	3-10	11-15	8-9	11-11	5-8	9-4	9-0	10-2	4-0	2-0	5-0	3-0	2-0	0-0



THE OFFENSE: The Royals ranked 4th in the American League and 6th in the Major Leagues with a .274 team batting average, 18 points higher than the club's 2002 mark of .256...it was the KC's highest season average since posting a club record .288 mark in 2000...KC scored 836 runs (5.2 runs per game), the 4th-most in club history and the most since scoring a club record 879 in 2000...the Royals logged a .282 average at home, which was 15 points higher than its .267 road average.

IN THE CLUTCH: Kansas City led the Major Leagues with a .304 average (430-1,416) with runners in scoring position with 40 home runs and 594 RBI, ending the season as the only club with an average over .300...it marked the 6th-highest average with runners in scoring position in Major League history, 7 points behind the Colorado Rockies record-setting mark of .311 set in 1996.

ROYALS DIG THE LONG BALL: The Royals finished with 162 home runs on the season, the most since hitting a club record 168 in 1987...Carlos Beltran paced the club with 26 homers and was 1 of 8 Royals with double digit home runs (Raul Ibanez-18, Angel Berroa-17, Joe Randa-16, Mike Sweeney-16, Aaron Guiel-15, Ken Harvey-13 and Michael Tucker-13).

GRAND SLAMS: Kansas City belted 2 grand slams on the season...Dee Brown hit his 1st career grand slam in KC's 9-6 win at Detroit on April 9...Mike Sweeney then delivered a grand slam at Colorado in the 1st game of a doubleheader on June 7...the Royals went on to win the game by a 13-11 score.

FIELDING: The Royals ranked 8th in the league with a .982 fielding percentage, its highest mark in 3 seasons...Kansas City committed 67 errors in the 1st 81 games of the season, but cut the fielding misplays down to 41 in the final 81 games of 2003...Joe Randa led all Major League 3rd basemen with a career-best .980 fielding percentage, committing just 7 errors in 347 total chances.

RECORD-SETTING ROSTER: The Royals used a club record 53 players during the 2003 campaign, eclipsing the mark of 52 set in 2002...the total included 24 position players and 29 pitchers...26 players made their 1st appearance as a Royal in 2003, while 7 of the players made their Major League debuts...the Opening Day roster included 15 players who were not on the active roster at the beginning of the 2002 season.

HOME AND ROAD: The Royals logged a 40-40 record at Kauffman Stadium, marking the club's 8th non-winning home record in 9 years...after opening the season with an 11-0 record at Kauffman Stadium, KC went 3-11 in its next 14 home games...the Royals owned a 38-35 record at Kauffman Stadium entering the final homestand of the season before going 2-5 against the Tigers and White Sox...the Royals finished 43-39 on the road, marking their 1st winning road record since going 43-38 in 1998...KC played the most road games in the Majors after having to make up a rainout against the Angels at Anaheim as part of a doubleheader on Sept. 6.

2003 STARTS BY BATTING ORDER

- 1st:** Tucker (26-20), Relaford (15-19), Abernathy (1-3), Guiel (32-29), Berroa (9-8)
2nd: Randa (53-50), Relaford (12-12), Guiel (1-0), Febles (1-3), Matos (2-0), Berroa (5-6), Beltran (9-7)
3rd: Sweeney (42-37), Harvey (1-0), Ibanez (3-3), Beltran (36-36), White (1-3)
4th: Ibanez (52-42), Sweeney (13-14), Harvey (4-7), Beltran (14-16)
5th: Berger (3-0), Brown (3-1), Harvey (25-22), Relaford (3-3), Ibanez (25-27), Beltran (10-11), Tucker (1-2), Berroa (2-0), Sweeney (0-1), Randa (10-8), White (1-4)
6th: Harvey (24-21), Relaford (6-12), Berger (4-1), Brown (5-5), Lopez (1-4), Tucker (20-15), Berroa (5-7), Guiel (7-6), Patterson (2-0), Randa (2-3), DiFelice (1-0), Lopez (0-1), White (5-2), Ibanez (1-2)
7th: Berroa (34-27), Relaford (15-12), Mayne (10-9), Lopez (1-2), Berger (1-0), Brown (1-4), Tucker (5-8), Harvey (8-8), Guiel (3-5), Burkhart (1-1), DiFelice (1-1), White (3-2)
8th: Mayne (29-20), Berroa (20-17), Febles (3-3), DiFelice (11-12), Brown (2-4), Lopez (3-6), Guiel (2-1), Burkhart (0-1), Patterson (0-1), Relaford (9-8), Tucker (1-1), Matos (2-3), Harvey (1-2)
9th: Febles (31-16), Berroa (6-12), DiFelice (14-13), Brown (3-3), Lopez (4-0), Mayne (17-24), Affeldt (1-2), Snyder (1-0), May (0-2), George (1-0), Carrasco (1-0), Abernathy (2-0), Lima (1-0), Matos (1-4), Dawkins (0-1), Prince (0-1), Relaford (0-1)

STARTS BY POSITION

- P:** Hernandez (9-7), Affeldt (9-9), Asencio (7-1), George (11-7), May (15-17), Snyder (3-12), Wilson (2-2), Carrasco (1-1), Lima (10-4), Voyles (0-3), Gobble (4-5), Appier (1-3), Abbott (4-4), Anderson (6-1), Wright (1-3)
C: Mayne (56-50), DiFelice (27-28), Prince (0-1)
1B: Sweeney (22-24), Harvey (47-47), Lopez (2-2), Ibanez (12-6), Burkhart (0-1)
2B: Febles (35-22), Relaford (37-46), Abernathy (3-3), Lopez (6-4), Dawkins (0-1), Matos (2-3)
3B: Randa (66-61), Relaford (13-10), Lopez (1-4), Matos (3-4)
SS: Berroa (82-76), Relaford (1-3)
LF: Ibanez (59-60), Brown (5-3), Lopez (0-1), Tucker (10-7), White (9-8)
CF: Tucker (16-12), Beltran (64-65), Relaford (2-2), Guiel (1-0)
RF: Berger (8-1), Brown (6-8), Relaford (4-6), Tucker (20-19), Guiel (43-41), Lopez (0-1), Ibanez (2-3)
DH: Harvey (17-15), Sweeney (32-30), Brown (2-6), Randa (0-2), Berger (1-0), Beltran (3-5), Relaford (3-0), Ibanez (7-5), Tucker (7-7), Burkhart (1-1), Patterson (2-1), Guiel (2-0), White (1-3)



C
O
N
T
E
N
T
S
D
E
S
C
R
I
B
E
S
H
I
S
R
E
V
I
E
W

RECORD INNING: Kansas City scored a club record 12 runs in the 6th inning of a 14-7 win over Minnesota on June 17...the Royals broke the previous record of 11 set 4 times (last: at Milwaukee, Aug. 21, 1995)...it also tied the club record for plate appearances in an inning (16 - also at Toronto, Aug. 6, 1979)...the 12 runs matched the largest inning ever at Kauffman Stadium (also New York, April 11, 1987).

CLOSE GAMES & EXTRA INNINGS: Kansas City went 18-22 in 1-run games in 2003, going 12-7 at home but falling to 6-15 in 1-run decisions on the road...however, the Royals finished 31-27 in games decided by 2 runs (7-2 at home, 6-3 on the road)...the club also posted a winning record in extra-inning games, going 5-4...it marked the fewest extra-inning affairs in a season since the Royals also posted a 5-4 record in 1990.

MINIMIZING THE RUNS: The Royals were 37-0 on the season and had won a club record 41 games dating back to the 2002 season when holding opponents under 3 runs until the Tampa Bay Devil Rays handed KC a 3-2 loss on Aug. 7...Kansas City finished the season with a 52-3 record when holding opponents to 3 runs or less and a perfect 39-0 when allowing 2 runs or less.

ALL-STARs: **Mike Sweeney** and **Mike MacDougal** were both named to the 2003 All-Star Team...Sweeney was selected for the 4th straight season, while MacDougal became only the 2nd rookie in club history (also Kevin Seitzer, 1987) to earn All-Star honors...Sweeney joined former Royals George Brett (13), Amos Otis (5), Frank White (5) and Cookie Rojas (4) as the club's only 4-time selections...KC's 2 selections marked the 1st time since 2000 (Sweeney and Jermaine Dye) and just the 2nd time since 1989 (Bo Jackson and Mark Gubicza) that the Royals were represented by 2 players.

AWARD RECIPIENTS: **Joe Randa** earned Player of the Month honors for April after opening 2003 by batting .316 with a team-best .608 slugging percentage...rookie **Runelvys Hernandez** was named Pitcher of the Month for April after posting a 4-0 record with the 2nd best ERA in the league through the end of April (1.36)...**Mike Sweeney** led the club in batting average (.337), hits (30) and on base percentage (.443) in May en route to his only monthly honor of the season...despite not figuring in a decision, **Darrell May** earned his 1st monthly honor of 2003 in May by logging a 3.76 ERA...rookie **Angel Berroa** earned the 1st of back-to-back awards in June by hitting .327 and leading KC in hits (32), total bases (58) and home runs (5)...he was also named Player of the Month and was honored as the A.L.'s Rookie of the Month for July after batting .323 and leading all Major League shortstops with 6 home runs, 22 RBI and a .570 slugging percentage...rookie closer **Mike MacDougal** took home the Pitcher of the Month award for June, going 2-0 with 8 saves and a 2.77 ERA...**Jose Lima** burst onto the KC scene by being named as Royals and A.L. Pitcher of the Month for July...he went 5-0 with a 1.44 ERA in 5 starts, tying for 1st in the Majors in wins...it was the 1st time a Royal had been named A.L. Pitcher of the Month since Kevin Appier in June 1995...**Randa** earned his 2nd honor in August after ranking among the league leaders with a .381 average, his highest monthly mark since July 1999...**May** also brought home his 2nd award, going 3-1 with a 3.27 ERA...**Carlos Beltran** earned the final Player of the Month honor for 2003 after hitting .320 with 5 home runs, 17 RBI and a club-best 22 RBI in September...**Brian Anderson**, who was acquired from Cleveland on Aug. 25, was named Pitcher of the Month for September after going 4-0 with a 3.35 ERA in 5 starts...he pitched 2 complete games during the month, including a 5-0 shutout win at Anaheim on Sept. 5.

ATTENDANCE: The Royals drew 1,774,535 fans in 78 home dates at Kauffman Stadium, marking the highest season attendance total since 1993...the 2003 average attendance of 22,750 fans per game marked an increase of over 5,500 fans per game over 2002, when the Royals drew 1,323,036 fans in 77 dates for an average of 17,182...Kansas City's home attendance total ranked 10th in the league ahead of Toronto, Cleveland, Detroit and Tampa Bay despite the fewest home dates in the Majors...the Royals season opener against Chicago drew 40,302 fans and the club went on to enjoy 3 more crowds of more than 40,000 fans...the Royals also drew a total of 19 crowds of 30,000 or more...a season-high 40,406 fans watched the Royals beat the New York Yankees on Aug. 11...Kansas City's 3-game series against the San Francisco Giants from June 13-15 drew 99,318 fans, while the 3-game set with the rival St. Louis Cardinals drew 118,806 fans.

THE RAINOUTS: The Royals set a club record with 6 rainouts at Kauffman Stadium during the 2003 campaign...overall, Kansas City had 8 games postponed due to weather in 2003...the club managed just a 1-3 record in the doubleheaders that were forced by the rain, winning 2 games at Colorado on June 7 but being swept by Baltimore on May 9, by Cleveland on June 30 and at Anaheim on Aug. 6.

2003 Major League Standings

AMERICAN LEAGUE

<i>EAST</i>	WON	LOST	PCT.	GB	HOME	ROAD
* New York	101	61	.623	-	50-32	51-29
y Boston	95	67	.586	6.0	53-28	42-39
Toronto	86	76	.531	15.0	41-40	45-36
Baltimore	71	91	.438	30.0	40-40	31-51
Tampa Bay	63	99	.389	38.0	36-45	27-54

<i>CENTRAL</i>	WON	LOST	PCT.	GB	HOME	ROAD
* Minnesota	90	72	.556	-	48-33	42-39
Chicago	86	76	.531	4.0	51-30	35-46
KANSAS CITY	83	79	.512	7.0	40-40	43-39
Cleveland	68	94	.420	22.0	38-43	30-51
Detroit	43	119	.470	47.0	23-58	20-61

<i>WEST</i>	WON	LOST	PCT.	GB	HOME	ROAD
* Oakland	96	66	.593	-	57-24	39-42
Seattle	93	69	.574	3.0	50-31	43-38
Anaheim	77	85	.475	19.0	45-37	32-48
Texas	71	91	.438	25.0	43-38	28-53

NATIONAL LEAGUE

<i>EAST</i>	WON	LOST	PCT.	GB	HOME	ROAD
* Atlanta	101	61	.623	-	55-26	46-35
y Florida	91	71	.562	10.0	53-28	38-43
Philadelphia	86	76	.531	15.0	49-32	37-44
Montreal	83	79	.512	18.0	52-29	31-50
New York	66	95	.410	34.5	34-46	32-49

<i>CENTRAL</i>	WON	LOST	PCT.	GB	HOME	ROAD
* Chicago	88	74	.543	-	44-37	44-37
Houston	87	75	.537	1.0	48-33	39-42
St. Louis	85	77	.525	3.0	48-33	37-44
Pittsburgh	75	87	.463	13.0	39-42	36-45
Cincinnati	69	93	.426	19.0	35-46	34-47
Milwaukee	68	94	.420	20.0	31-50	37-44

<i>WEST</i>	WON	LOST	PCT.	GB	HOME	ROAD
* San Francisco	100	61	.621	-	57-24	43-37
Los Angeles	85	77	.525	15.5	46-35	39-42
Arizona	84	78	.519	16.5	45-36	39-42
Colorado	74	88	.457	26.5	49-32	25-56
San Diego	64	98	.395	36.5	35-46	29-52

* - DIVISION WINNER

y - WILD CARD WINNER

2003 Royals Hitting Statistics



REVIEW HISTORY RECORDS PERFORMANCE DESCRIPTION MEDIA

PLAYER	AVG	G	AB	R	H	2B	3B	HR	RBI	SH	SF	HP	BB	SO	SB	CS	GDP	E
Abernathy	.074	10	27	2	2	0	0	0	0	2	0	0	1	3	0	0	2	0
Beltran	.307	141	521	102	160	14	10	26	100	0	7	2	72	81	41	4	8	5
RIGHT	.320		153		49	4	4	7	25	0	2	0	25	21			2	
LEFT	.302		368		111	10	6	19	75	0	5	2	47	60			6	
Berger	.219	13	32	3	7	0	0	0	3	1	0	0	5	4	0	0	0	0
Berroa	.287	158	567	92	163	28	7	17	73	13	8	18	29	100	21	5	13	24
Brown	.227	50	132	16	30	7	0	2	14	0	1	2	8	37	1	1	0	1
Burkhardt	.200	6	15	1	3	0	0	0	1	0	0	0	1	2	0	0	0	0
Dawkins	.000	3	2	0	0	0	0	0	0	0	0	0	1	2	0	0	0	0
DeJesus	.286	12	7	0	2	0	1	0	0	1	0	1	1	2	0	0	0	0
DiFelice	.254	62	189	29	48	16	1	3	25	1	2	4	9	30	1	0	6	2
Febles	.235	74	196	31	46	5	0	0	11	5	0	5	13	30	8	2	8	3
Guiel	.277	99	354	63	98	30	0	15	52	2	5	13	27	63	3	5	3	3
Harvey	.266	135	485	50	129	30	0	13	64	3	2	5	29	94	2	3	15	11
Ibanez	.294	157	608	95	179	33	5	18	90	1	10	3	49	81	8	4	10	4
Johnson	.333	8	3	3	1	0	0	0	0	0	0	0	0	2	0	0	0	1
Lopez	.277	52	94	13	26	5	1	3	11	2	0	0	4	28	2	0	3	1
Matos	.263	28	57	7	15	1	0	2	7	1	0	0	1	12	1	0	2	1
Mayne	.245	113	372	39	91	17	1	6	36	4	3	3	32	59	0	2	10	4
Patterson	.182	13	22	3	4	0	0	0	0	0	0	0	3	6	0	0	0	1
Prince	.208	32	48	5	10	2	0	2	6	2	0	2	5	7	1	0	2	0
KC	.250	8	8	0	2	0	0	0	1	0	+0	0	0	0	0	0	2	0
Randa	.291	131	502	80	146	31	1	16	72	9	7	7	41	61	1	0	12	7
Relaford	.254	141	500	70	127	27	5	8	59	8	3	6	40	70	20	4	10	16
RIGHT	.368		57		21	2	1	1	7	2	0	0	13	5			6	
LEFT	.239		443		106	25	4	7	52	6	3	6	27	65			4	
Sweeney	.293	108	392	62	115	18	1	16	83	0	5	2	64	56	3	2	13	4
Tucker	.262	104	389	61	102	20	5	13	55	6	2	2	39	88	8	10	8	2
White	.347	22	75	13	26	6	1	4	21	0	2	2	6	8	0	0	2	1
Affeldt	.333	36	6	0	2	0	0	0	2	0	0	0	0	1	0	0	0	1
Anderson	.000	34	1	0	0	0	0	0	0	0	0	0	1	0	0	0	0	2
KC	.000	7	0	0	0	0	0	0	0	0	0	0	0	0	0	0	0	1
Appier	.000	23	5	0	0	0	0	0	0	0	0	0	4	0	0	0	0	0
KC	.000	4	0	0	0	0	0	0	0	0	0	0	0	0	0	0	0	0
Carrasco	.000	50	2	0	0	0	0	0	0	0	0	0	1	0	0	0	1	1
Lima	.500	14	2	1	1	0	0	0	0	1	0	0	0	0	0	0	0	0
May	.000	35	4	0	0	0	0	0	0	1	0	0	0	2	0	0	0	2
Snyder	.000	15	2	0	0	0	0	0	0	0	0	0	0	1	0	0	0	0
RIGHT	.000		0		0	0	0	0	0	0	0	0	0	0			0	
LEFT	.000		2		0	0	0	0	0	0	0	0	0	1			0	
Voyles	.000	11	1	0	0	0	0	0	0	0	0	0	0	1	0	0	0	0
PITCHERS	.176	162	17	1	3	0	0	0	2	2	0	0	1	6	0	0	1	15
KANSAS CITY	.274	162	5568	836	1526	288	39	162	781	63	57	75	476	926	120	42	128	108
OPPONENTS	.279	162	5633	867	1569	329	34	190	833	36	65	66	566	865	95	42	119	130
DH	.268	162	590	86	158	28	2	16	85	4	3	6	61	109	4	3	19	0



2003 Royals Pitching Statistics

PITCHER	W	L	ERA	G	GS	CG	SHO	SV	IP	H	R	ER	HR	HB	BB	SO	WP	BK	AVG
Abbott	1	2	5.29	10	8	0	0	0	47.2	47	29	28	8	2	26	32	2	0	.257
Affeldt	7	6	3.93	36	18	0	0	4	126.0	126	58	55	12	5	38	98	2	2	.261
Anderson	14	11	3.78	32	31	2	1	0	197.2	212	110	83	27	4	43	87	3	1	.279
KC	5	1	3.99	7	7	2	1	0	49.2	50	22	22	6	0	11	15	1	0	.272
Appier	8	9	5.40	23	23	0	0	0	111.2	120	69	67	21	8	43	55	6	1	.269
KC	1	2	4.26	4	4	0	0	0	19.0	15	9	9	4	0	7	5	2	0	.217
Asencio	2	1	5.21	8	8	1	0	0	48.1	54	29	28	4	3	21	27	1	0	.295
Bukvich	1	0	9.58	9	0	0	0	0	10.1	12	11	11	2	0	9	8	1	0	.293
Carrasco	6	5	4.82	50	2	0	0	2	80.1	82	44	43	8	7	40	57	6	0	.271
DeHart	0	2	13.50	4	0	0	0	0	4.0	8	6	6	1	0	2	1	0	0	.421
Field	1	1	4.15	19	0	0	0	0	21.2	19	10	10	3	1	14	19	0	0	.235
George	9	6	7.11	18	18	0	0	0	93.2	120	75	74	22	3	44	39	5	3	.309
Gilfillan	2	0	7.71	13	0	0	0	0	16.1	22	14	14	3	1	10	12	5	0	.310
Gobble	4	5	4.61	9	9	0	0	0	52.2	56	32	27	8	4	15	31	1	0	.271
Grimsley	2	6	5.16	76	0	0	0	0	75.0	88	47	43	6	5	36	58	4	0	.299
Hernandez	7	5	4.61	16	16	0	0	0	91.2	87	51	47	9	6	37	48	2	1	.249
Hill	0	0	0.00	1	0	0	0	0	1.0	1	0	0	0	0	0	0	0	0	.250
Leskanic	1	0	1.73	27	0	0	0	2	26.0	16	7	5	1	0	11	22	1	0	.180
Levine	3	6	2.79	54	0	0	0	1	71.0	67	29	22	9	3	29	30	3	0	.251
KC	0	1	2.53	18	0	0	0	1	21.1	22	6	6	2	1	11	5	0	0	.268
Lima	8	3	4.91	14	14	0	0	0	73.1	80	40	40	7	5	26	32	2	2	.280
Lloyd	0	2	10.95	16	0	0	0	0	12.1	29	18	15	0	1	7	8	0	0	.453
Lopez	4	2	12.71	15	0	0	0	0	22.2	41	32	32	7	0	17	15	3	0	.383
Lowe	1	1	6.25	28	0	0	0	0	44.2	55	32	31	7	2	21	28	2	0	.301
MacDougal	3	5	4.08	68	0	0	0	27	64.0	64	36	29	4	8	32	57	6	0	.267
May	10	8	3.77	35	32	2	1	0	210.0	197	98	88	31	2	53	115	5	0	.246
Mullen	0	0	16.62	2	0	0	0	0	4.1	11	8	8	2	0	5	3	1	0	.458
Snyder	1	6	5.17	15	15	0	0	0	85.1	94	52	49	11	2	21	39	4	0	.283
Voyles	0	2	7.18	11	3	0	0	0	31.1	47	29	25	6	1	18	24	3	0	.348
Walrond	0	2	10.13	7	0	0	0	0	8.0	11	9	9	2	0	7	6	1	0	.324
Wilson	6	3	5.33	29	4	0	0	0	72.2	92	49	43	13	6	16	42	0	1	.305
Wright	1	2	4.26	4	4	2	1	0	25.1	23	14	12	1	1	11	19	0	0	.245
KANSAS CITY	83	79	5.05	162	162	7	10	36	1438.2	1569	867	808	190	66	566	865	60	9	.279
OPPONENTS	79	93	4.82	162	162	6	5	30	1436.2	1526	836	770	162	75	476	926	60	10	.274

Miscellaneous Stats



RECORDS
 REVENUE
 HISTORY
 ROSTER
 SCHEDULE
 STATISTICS
 TRADING
 TICKETS
 MISCELLANEOUS

	Home		Road		Totals	
	W	L	W	L	W	L
Shutouts	4	2	6	3	10	5
SHO-Individual	1	0	2	1	3	1
Extra Innings	3	2	2	2	5	4
One-run Decisions	12	7	6	15	18	22
Two-run Decisions	7	2	6	3	13	5
vs. LH Starters	8	16	16	8	24	24
vs. RH Starters	32	24	27	31	59	55
Grass Fields	40	40	35	30	75	70
Artificial Turf	0	0	8	9	8	9
Day Games	13	13	14	13	27	26
Night Games	27	27	29	26	56	53

	Home		Road		Totals	
	W	L	W	L	W	L
Totals vs. A.L.	36	35	38	35	74	70
Totals vs. N.L.	4	5	5	4	9	9
Totals vs. East	7	9	5	11	12	20
Totals vs. Central	22	16	24	14	46	30
Totals vs. West	7	10	9	10	16	20
vs. Anaheim	0	2	3	4	3	6
vs. Arizona	1	2	0	0	1	2
vs. Baltimore	2	2	2	1	4	3
vs. Boston	1	2	0	3	1	5
vs. Chicago	4	6	4	5	8	11
vs. Cleveland	5	4	8	2	13	6
vs. Colorado	0	0	2	1	2	1
vs. Detroit	7	3	7	2	14	5
vs. Los Angeles	0	0	1	2	1	2
vs. Minnesota	6	3	5	5	11	8
vs. New York (AL)	2	1	0	3	2	4
vs. Oakland	1	5	1	2	2	7
vs. St. Louis	1	2	2	1	3	3
vs. San Francisco	2	1	0	0	2	1
vs. Seattle	3	3	1	2	4	5
vs. Tampa Bay	2	1	2	2	4	3
vs. Texas	3	0	4	2	7	2
vs. Toronto	0	3	1	2	1	5
Overall Totals	40	40	43	39	83	79

	KC	OPP
Double Plays	143	161
Triple Plays	0	0
Left on Base	1096	1183
Grand Slam HR	2	6
Home Runs - Home	69	113
Home Runs - Road	93	77
Doubleheaders (Home)	0-2-0	
Doubleheaders (Road)	1-1-0	

2003 Individual Fielding

PITCHER

Player	Team	Pct	G	GS	PO	A	E	TC	DP
Abbott	KC	.933	10	8	8	6	1	15	0
Affeldt	KC	.958	36	7	4	19	1	24	2
Anderson	KC	.900	7	2	2	1	1	10	0
Anderson	CLE	.973	25	24	6	30	1	37	2
Appier	KC	1.000	4	4	1	0	0	1	0
Appier	ANA	1.000	19	19	3	6	0	9	0
Asencio	KC	.900	8	8	2	7	1	10	1
Bukvich	KC	1.000	9	0	0	4	0	4	0
Carrasco	KC	.929	50	2	4	9	1	14	0
DeHart	KC	1.000	4	0	0	3	0	3	0
Field	KC	1.000	19	0	2	7	0	9	0
George	KC	.957	18	18	10	12	1	23	1
Gilfillan	KC	1.000	13	0	2	0	0	2	0
Gobble	KC	1.000	9	9	3	4	0	7	0
Grimsley	KC	.969	76	0	17	14	1	32	2
Hernandez	KC	1.000	16	16	6	10	0	16	2
Hill	KC	.900	1	0	0	0	0	0	0
Leskanic	KC	1.000	27	0	9	2	0	11	2
Levine	KC	1.000	18	0	2	4	0	6	0
Levine	TB	1.000	36	0	2	7	0	9	0
Lima	KC	1.000	14	14	7	4	0	11	1
Lloyd	KC	1.000	16	0	1	1	0	2	0
Lopez	KC	1.000	15	0	1	3	0	4	0
Lowe	KC	.889	28	0	3	4	1	9	0
MacDougal	KC	.813	68	0	5	8	3	16	0
May	KC	.931	35	32	9	18	2	29	1
Mullen	KC	.900	2	0	0	0	0	0	0
Snyder	KC	1.000	15	15	10	0	0	23	0
Voyles	KC	1.000	11	3	1	4	0	5	0
Walrond	KC	1.000	7	0	1	2	0	3	0
Wilson	KC	.833	29	4	12	8	4	24	0
Wright	KC	1.000	4	4	1	3	0	4	0

CATCHER

Player	Team	Pct	G	GS	PO	A	E	TC	DP
Difelice	KC	.994	58	54	304	35	2	341	1
Mayne	KC	.994	112	107	593	43	4	640	5
Prince	KC	1.000	7	1	8	1	0	9	0
Prince	MIN	1.000	22	11	83	5	0	88	0

FIRST BASE

Player	Team	Pct	G	GS	PO	A	E	TC	DP
Burkhardt	KC	1.000	2	1	10	0	0	10	2
Harvey	KC	.988	99	94	805	80	11	896	78
Ibanez	KC	.995	22	18	164	19	1	184	15
Lopez	KC	1.000	17	4	59	9	0	68	3
Patterson	KC	1.000	2	0	8	1	0	9	0
Sweeney	KC	.990	45	45	379	35	4	418	30

SECOND BASE

Player	Team	Pct	G	GS	PO	A	E	TC	DP
Abernathy	KC	1.000	9	6	12	20	0	32	4
Abernathy	TB	.900	2	1	1	8	1	10	0
Dawkins	KC	1.000	3	1	3	4	0	7	0
Febles	KC	.989	67	57	98	162	3	263	34
Lopez	KC	1.000	11	10	22	15	0	37	5
Matos	KC	.971	11	5	10	23	1	34	4
Relaford	KC	.981	89	83	183	223	8	414	50

THIRD BASE

Player	Team	Pct	G	GS	PO	A	E	TC	DP
Lopez	KC	1.000	13	5	3	15	0	18	0
Matos	KC	1.000	13	7	3	9	0	12	0
Patterson	KC	.900	4	0	0	0	1	1	0
Randa	KC	.980	129	127	102	238	7	347	12
Relaford	KC	.922	33	23	11	60	6	77	5

SHORTSTOP

Player	Team	Pct	G	GS	PO	A	E	TC	DP
Berroa	KC	.968	158	158	264	473	24	761	108
Febles	KC	.900	1	0	0	0	0	0	0
Lopez	KC	.909	4	0	2	8	1	11	1
Matos	KC	1.000	2	0	0	1	0	1	0
Relaford	KC	1.000	6	4	6	11	0	17	2

OUTFIELDERS

Player	Team	Pct	G	GS	PO	A	E	TC	DP
Beltran	KC	.987	130	129	371	10	5	386	3
Berger	KC	1.000	11	8	16	1	0	17	0
Brown	KC	.985	33	23	62	2	1	65	1
DeJesus	KC	1.000	9	0	2	0	0	2	0
Guiel	KC	.985	89	84	190	9	3	202	2
Ibanez	KC	.988	131	124	243	9	3	255	2
Johnson	KC	.900	6	0	0	0	1	1	0
Lopez	KC	1.000	3	2	5	0	0	5	0
Matos	KC	.900	1	0	0	0	0	0	0
Relaford	KC	.953	20	14	37	4	2	43	2
Tucker	KC	.989	85	85	173	7	2	182	0
White	KC	.978	17	17	45	0	1	46	0

2003 Royals Pinch Hitters

Player	AVG	G	AB	R	H	2B	3B	HR	RBI	SH	SF	HP	BB	SO	SB	CS	GIDP
Brown,D	.100	10	10	1	1	0	0	0	0	0	0	0	0	5	0	0	0
Guiel,A	.111	10	9	0	1	0	0	0	0	0	0	0	0	5	0	0	0
Relaford,D	.500	11	8	4	4	1	1	1	0	0	0	0	3	1	2	0	0
Lopez,M	.167	6	6	1	1	0	0	1	2	0	0	0	0	2	0	0	0
Matos,J	.400	5	5	1	2	0	0	0	0	0	0	0	0	1	0	0	1
Beltran,C	.750	4	4	1	3	0	0	1	1	0	0	0	0	1	0	0	0
DiFelice,J	.750	6	4	2	3	0	0	1	1	0	0	0	1	1	0	0	0
Patterson,M	.250	4	4	1	1	0	0	0	0	0	0	0	1	0	0	0	0
Harvey,K	.333	5	3	1	1	0	0	0	1	0	0	1	1	0	0	0	0
Berger,B	.500	2	2	0	1	0	0	0	0	0	0	0	0	0	0	0	0
Burkhart,M	.000	2	2	0	0	0	0	0	0	0	0	0	0	0	0	0	0
Febles,C	.500	2	2	1	1	0	0	0	0	0	0	0	0	0	0	0	0
Mayne,B	.000	2	2	0	0	0	0	0	0	0	0	0	0	1	0	0	0
Randa,J	.000	2	2	0	0	0	0	0	0	0	0	0	0	0	0	0	1
Tucker,M	.000	5	2	1	0	0	0	0	0	0	0	0	3	1	0	0	1
DeJesus,D	.000	2	1	0	0	0	0	0	0	1	0	0	0	1	0	0	0
Ibanez,R	.000	1	1	0	0	0	0	0	0	0	0	0	0	0	0	0	0
Johnson,R	.000	1	1	0	0	0	0	0	0	0	0	0	0	0	0	0	0
Sweeney,M	.000	1	1	0	0	0	0	0	0	0	0	0	0	0	0	0	1
White,R	1.000	1	1	0	1	0	0	0	0	0	0	0	0	0	0	0	0
Prince,T	.000	2	2	0	0	0	0	0	0	0	0	0	0	0	0	0	1
Abernathy,M	.000	1	1	0	0	0	0	0	0	0	0	0	0	0	0	0	0

2003 Club Pinch Hitters

Club	AVG	AB	R	H	2B	3B	HR	RBI	SH	SF	HP	BB	IBB	SO	SB	CS	GIDP
Minnesota	.324	105	15	34	6	0	5	19	0	1	0	13	3	29	0	0	6
Anaheim	.313	99	14	31	9	0	1	18	0	0	2	12	2	25	2	0	4
Detroit	.301	103	11	31	3	0	2	14	0	0	0	3	13	3	25	1	0
Kansas City	.274	73	14	20	1	1	3	5	1	0	1	8	1	21	2	0	5
Baltimore	.267	60	4	16	4	0	1	6	0	1	0	7	0	21	2	1	2
Boston	.242	91	7	22	7	0	4	19	1	3	1	13	3	25	0	0	0
Toronto	.231	108	12	25	5	1	0	20	1	2	2	12	3	32	0	0	4
Tampa Bay	.226	124	10	28	6	2	3	30	2	2	3	17	3	35	2	1	1
Oakland	.225	102	9	23	6	0	2	18	1	1	0	10	1	33	1	0	6
New York	.205	83	5	17	4	0	1	12	1	0	1	13	2	21	0	1	4
Texas	.191	68	3	13	3	0	0	7	0	0	1	10	1	14	0	0	2
Chicago	.190	105	12	20	5	0	3	16	0	1	0	12	1	28	1	0	2
Seattle	.167	60	4	10	0	0	2	8	2	1	1	8	2	17	0	0	3
Cleveland	.159	82	4	13	0	0	0	11	1	4	1	14	1	25	1	0	2
Totals	.240	1263	124	303	59	4	27	203	10	16	16	162	26	351	12	3	44

2003 Royals Designated Hitters

Player	AVG	G	AB	R	H	2B	3B	HR	RBI	SH	SF	HP	BB	SO	SB	CS	GIDP
Sweeney,M	.272	62	239	32	65	7	1	6	41	0	3	1	27	37	2	0	8
Harvey,K	.228	32	123	13	28	11	0	2	15	0	0	2	7	31	0	0	4
Tucker,M	.220	15	50	8	11	4	0	1	6	2	0	0	7	13	0	1	3
Ibanez,R	.354	12	48	7	17	3	1	1	7	0	0	0	3	7	0	0	1
Brown,D	.219	11	32	4	7	0	0	0	4	0	0	0	3	11	0	0	0
Beltran,C	.290	8	31	5	9	0	0	1	3	0	0	0	5	3	0	2	3
White,R	.357	4	14	3	5	1	0	1	3	0	0	0	2	2	0	0	0
Relaford,D	.500	5	12	2	6	1	0	1	3	0	0	0	2	0	2	0	0
Patterson,J	.000	4	11	1	0	0	0	0	0	0	0	0	3	3	0	0	0
Burkhart,M	.000	2	8	0	0	0	0	0	0	0	0	0	0	2	0	0	0
Guiel,A	.500	2	8	4	4	1	0	2	2	0	0	2	0	0	0	0	0
Randa,J	.333	2	6	0	2	0	0	0	0	1	0	1	1	0	0	0	0
Berger,B	.000	1	2	0	0	0	0	0	0	1	0	0	1	0	0	0	0
DiFelice,M	1.000	2	2	2	2	0	0	1	1	0	0	0	0	0	0	0	0
Febles,C	1.000	4	1	2	1	0	0	0	0	0	0	0	0	0	0	0	0
Johnson,R	1.000	2	1	3	1	0	0	0	0	0	0	0	0	0	0	0	0
Matos,J	.000	1	1	0	0	0	0	0	0	0	0	0	0	0	0	0	0
Prince,T	.000	1	1	0	0	0	0	0	0	0	0	0	0	0	0	0	0

2003 Club Designated Hitters

Club	AVG	AB	R	H	2B	3B	HR	RBI	SH	SF	HP	BB	IBB	SO	SB	CS	GIDP
Seattle	.291	553	93	161	30	0	24	107	0	7	9	104	8	108	5	1	17
Minnesota	.273	600	83	164	40	0	19	96	0	1	6	57	5	146	6	0	18
Detroit	.273	575	68	157	23	5	22	69	0	4	8	58	8	144	6	4	15
Boston	.270	574	109	155	37	2	37	117	1	6	6	91	11	120	4	3	12
Kansas City	.268	590	86	158	28	2	16	85	4	3	6	61	6	109	4	3	19
Cleveland	.268	579	88	155	33	4	22	88	3	2	7	71	7	132	12	6	10
Toronto	.264	588	88	155	30	1	26	85	0	3	15	61	5	146	1	6	19
Anaheim	.256	574	65	147	30	1	20	86	1	4	4	66	5	99	6	6	14
Texas	.253	590	85	149	28	2	33	101	0	2	5	70	8	105	3	1	11
Chicago	.251	565	85	142	30	0	34	91	0	5	11	92	4	108	0	2	13
Baltimore	.246	582	67	143	30	2	14	61	5	1	3	60	5	116	3	1	14
Tampa Bay	.244	587	67	143	32	3	15	65	1	4	10	55	8	126	2	3	16
Oakland	.239	565	89	135	31	0	21	74	0	5	3	89	8	117	1	1	10
New York	.238	568	77	135	23	1	24	86	3	5	14	92	2	119	2	2	17
Totals	.259	8090	1150	2099	425	23	327	1211	18	52	107	1027	90	1695	55	39	205



2003 Club Stats

American League

Club Batting

CLUB	AVG	AB	R	H	2B	3B	HR	RBI	SH	SF	BB	IBB	SO	SB	CS	GIDP
Boston	.289	5769	961	1667	371	40	238	932	24	64	620	61	943	88	35	126
Toronto	.279	5661	894	1580	357	33	190	853	11	56	546	40	1081	37	25	146
Minnesota	.277	5655	801	1567	318	45	155	755	42	52	512	36	1027	94	44	139
Kansas City	.274	5568	836	1526	288	39	162	781	63	57	476	32	926	120	42	128
Seattle	.271	5561	795	1509	290	33	139	759	35	46	586	34	989	108	37	130
New York	.271	5605	877	1518	304	14	230	845	25	35	684	54	1042	98	33	154
Anaheim	.268	5487	736	1473	276	33	150	687	50	50	476	42	838	129	61	125
Baltimore	.268	5665	743	1516	277	24	152	695	51	40	431	32	902	89	36	123
Texas	.266	5664	826	1506	274	36	239	799	24	42	488	31	1052	65	25	115
Tampa Bay	.265	5654	715	1501	298	38	137	678	32	50	420	46	1030	142	42	108
Chicago	.263	5487	791	1445	303	19	220	766	43	41	519	27	916	77	29	132
Oakland	.254	5497	768	1398	317	24	176	742	22	53	556	52	898	48	14	118
Cleveland	.254	5572	699	1413	296	26	158	660	46	41	466	25	1062	86	61	128
Detroit	.240	5466	591	1312	201	39	153	553	65	49	443	24	1099	98	63	114
Totals	.267	78311	11033	20931	4170	443	2499	10505	533	676	7223	536	13805	1279	547	1786

Club Pitching

CLUB	W	L	ERA	G	CG	SHO	SV	IP	H	R	ER	HR	HB	BB	SO	WP	BK
Oakland	96	66	3.63	162	16	14	48	1441.2	1336	643	582	140	54	499	1018	41	10
Seattle	93	69	3.76	162	8	15	38	1441.0	1340	637	602	173	54	466	1001	35	4
New York	101	61	4.02	163	8	12	49	1462.0	1512	716	653	145	49	375	1119	33	0
Chicago	86	76	4.17	162	12	4	36	1431.0	1364	715	663	162	53	518	1056	39	4
Cleveland	68	94	4.21	162	5	7	34	1459.1	1477	778	682	179	64	501	943	49	7
Anaheim	77	85	4.28	162	5	9	39	1431.1	1444	743	680	190	76	486	980	53	3
Minnesota	90	72	4.41	162	7	8	45	1462.0	1526	758	716	187	50	402	997	62	9
Boston	95	67	4.48	162	5	6	36	1464.2	1503	809	729	153	76	488	1141	44	0
Toronto	86	76	4.69	162	14	6	36	1435.0	1560	826	748	184	57	485	984	56	2
Baltimore	71	91	4.76	163	9	3	41	1449.2	1579	820	767	198	80	526	981	42	4
Tampa Bay	63	99	4.76	162	7	7	30	1436.2	1454	852	787	196	95	639	877	65	9
Kansas City	83	79	5.05	162	7	10	36	1438.2	1569	867	808	190	66	566	865	60	9
Detroit	43	119	5.30	162	3	5	27	1438.2	1616	928	847	195	56	557	764	52	5
Texas	71	91	5.67	162	4	3	43	1433.1	1625	969	903	208	63	603	1009	51	8
Totals	1123	1145	4.52	1135	110	109	538	20225.0	20905	11061	10167	2500	893	7111	13735	682	74

Club Fielding

CLUB	PCT	G	PO	A	E	TC	DP	TP	PB
Seattle	.989	162	4323	1450	65	5838	159	0	12
Minnesota	.985	162	4386	1481	87	5954	114	0	10
Texas	.985	162	4300	1703	94	6097	168	0	11
Chicago	.984	162	4293	1588	93	5974	154	0	13
Baltimore	.983	163	4349	1683	105	6137	164	0	12
Tampa Bay	.983	162	4310	1580	103	5993	158	0	9
Oakland	.983	162	4325	1779	107	6211	145	0	9
Kansas City	.982	162	4316	1704	108	6128	143	0	8
Anaheim	.982	162	4294	1517	105	5916	138	0	11
Boston	.982	162	4394	1679	113	6186	130	0	20
New York	.981	163	4386	1578	114	6078	126	0	13
Toronto	.981	162	4305	1742	117	6164	161	0	10
Cleveland	.980	162	4378	1780	126	6284	178	0	11
Detroit	.978	162	4316	1813	138	6267	194	0	11
Totals	.983	1135	60675	23077	1475	85227	2132	0	160



2003 Highs and Lows

2003 TEAM HIGHS AND LOWS

- Longest Winning Streak:** 9, 3/31-4/12
- Longest Losing Streak:** 4, 9 times; last: 8/29-9/2
- Most Runs, Inning:** 12, 6/17 vs. MIN (6th inning)
- Most Runs, Game:** 14, 5/21 at SEA and 6/17 vs. MIN
- Most Hits, Inning:** 9, 6/17 vs. MIN (6th inning)
- Most Hits, Game:** 17, 4/27 at TOR and 8/20 at NYY
- Most Doubles, Game:** 11, 8/11 vs. NYY (club record)
- Most Triples, Game:** 2, 6/7 (G1) at Colorado; 6/8 at Colorado and 7/12 at Texas
- Most Home Runs, Game:** 6, 5/21 at SEA (tied club record)
- Most Extra Base Hits, Game:** 11, 8/11 vs. NYY
- Most Stolen Bases, Game:** 4, 9/4 vs. ARI (10 innings)
- Most Left On Base, Game:** 14, 5/15 at MIN (14 innings)
- Most Errors, Game:** 4, 4/10 at DET
- Most Strikeouts, Game (KC pitching):** 15, 5/15 at MIN (14 innings)
- Most Walks, Game (KC pitching):** 10, 4/22 vs. MIN and 6/14 vs. SF
- Longest Game By Innings:** 14, 5/15 at MIN
- Longest Game By Time:** 4:54, 5/15 at MIN (14 innings)
- Shortest Game By Time:** 2:02, 4/24 vs. MIN
- Largest Crowd (Home):** 40,406, 8/11 vs. NYY
- Smallest Crowd (Home):** 9,524, 4/3 vs. CHI
- Largest Crowd (Road):** 48,937, 8/18 at NY
- Smallest Crowd (Road):** 8,843, 8/7 at TB
- Largest Come From Behind Win:** 4, 8/11 vs. NYY (trailed 5-1 in the 4th inning, won 12-9)
- Largest Blown Lead in a Loss:** 7, 4/27 at TOR (led 8-1 after 6, allowed 6 in the 9th for 10-9 loss)

2003 INDIVIDUAL HIGHS AND LOWS

- Longest Hitting Streak:** 16, Joe Randa, 8/17-9/3
- Most Hits, Game:** 5, Angel Berroa, 9/16 at CLE
- Most Runs, Game:** 3, several times; last: Raul Ibanez, 9/22 vs. DET
- Most Doubles, Game:** 3, Ken Harvey 6/17 vs. MIN; 3, Mike DiFelice 8/11 vs. NY
- Most Triples, Game:** 1, several times; last: David DeJesus, 9/27 vs. CWS
- Most HR, Game:** 2, 5 times; last: Ken Harvey, 9/1 at TEX
- Most Total Bases, Game:** 9, Carlos Beltran, 8/16 vs. MIN
- Most RBI, Game:** 6, Carlos Beltran, 5/21 at SEA
- Most Stolen Bases, Game:** 3, Carlos Beltran, 9/4 vs. ARI (10 innings)
- Most Innings Pitched, Start:** 9.0 IP, 7 times; last: Brian Anderson, 9/20 at CHI
- Most Innings Pitched, Relief:** 5.0 IP, Albie Lopez, 4/19 vs. DET
- Most SO, Game:** 8, Jeremy Affeldt 5/12 at MIN; Darrell May, 9/16 at CLE
- Most Walks, Game:** 6, Runelvys Hernandez, 4/22 vs. MIN and D.J. Carrasco, 6/14 vs. SF
- Low-Hit CG:** 5, Darrell May, 8/27 vs. TEX and Brian Anderson, 9/20 at CHI
- Low-Hit (Combined):** 2, 4/5 vs. CLE (Runelvys Hernandez, Jason Grimsley and Mike MacDougal)
- Longest Winning Streak:** 7, Jose Lima, 6/20-7/27
- Longest Losing Streak:** 4, Darrell May, 4/13-6/21

Opening Day Roster (March 31, 2003)

- Pitchers (11):** Jeremy Affeldt (L), Miguel Asencio, Ryan Bukvich, D.J. Carrasco, Chris George (L), Jason Grimsley, Runelvys Hernandez, Albie Lopez, Mike MacDougal, Darrell May (L), Kris Wilson
- Catchers (2):** Mike DiFelice, Brent Mayne (L)
- Infielders (7):** Angel Berroa, Carlos Febles, Ken Harvey, Mendy Lopez, Joe Randa, Desi Relaford (S), Mike Sweeney
- Outfielders (5):** Brandon Berger, Dee Brown (L), Raul Ibanez (L), Rontrez Johnson, Michael Tucker
- Disabled List (1):** Carlos Beltran

2003 Transactions

Spring Training Camp (55):

Pitchers (29): Jeremy Affeldt (L), Miguel Asencio, Jeff Austin, *James Baldwin, Ryan Bukvich, *Buddy Carlyle, D.J. Carrasco, *Rick DeHart (L), Ian Ferguson, *Nate Field, Chris George (L), Jimmy Gobble (L), *Zack Greinke, Jason Grimsley, Runelvys Hernandez, Jeremy Hill, Albie Lopez, *Sean Lowe, Mike MacDougal, Darrell May (L), Scott Mullen (L), Wes Obermueller, *Jimmy Osting (L), *Brian Rose, Shawn Sedlacek, Kyle Snyder, *Jason Turman, Brad Voyles, Kris Wilson. **Catchers (5):** *Juan Brito, *Mike DiFelice, Brent Mayne (L), Ronny Paulino, Mike Tonis. **Infielders (13):** Angel Berroa, *Morgan Burkhardt (S), Carlos Febles, Ken Harvey, Alejandro Machado, *Mendy Lopez, *Julius Matos, *Luis Ordez, *Jarrod Patterson (L), *Elvis Pena (S), Joe Randa, Desi Relaford (S), Mike Sweeney. **Outfielders (8):** Carlos Beltran, Brandon Berger, Dee Brown, Alexis Gomez, Aaron Guiel, Raul Ibanez, Mark Quinn, Michael Tucker. (*=Non roster)

Date	Player/Position	Transaction
March 5	Elvis Pena, INF	Released
March 6	Alan Moyer, OF	Acquired from the Cincinnati Reds
	Damaso Espino, 3B	Acquired from the Cincinnati Reds
	Jeff Austin, RHP	Traded to the Cincinnati Reds
	Brian Shackelford, LHP	Traded to the Cincinnati Reds
March 11	Mark Quinn, OF	Released
	Ian Ferguson, RHP	Optioned to Omaha
	Jimmy Gobble, LHP	Optioned to Wichita
	Alejandro Machado, INF	Optioned to Wichita
	Buddy Carlyle, RHP	Reassigned to Minor League camp
	Brian Rose, RHP	Reassigned to Minor League camp
	Jason Turman, RHP	Reassigned to Minor League camp
	Nate Field, RHP	Reassigned to Minor League camp
	Zack Greinke, RHP	Reassigned to Minor League camp
March 13	Ronnie Paulino, C	Returned to Pittsburgh
March 14	Rontrez Johnson, OF	Claimed off waivers from the Oakland Athletics
March 17	Alexis Gomez, OF	Optioned to Omaha
	Shawn Sedlacek, RHP	Optioned to Omaha
	Wes Obermueller, RHP	Optioned to Omaha
	Julius Matos, INF	Reassigned to Minor League camp
	Luis Ordez, INF	Reassigned to Minor League camp
	Morgan Burkhardt, INF	Reassigned to Minor League camp
	Jimmy Osting, LHP	Reassigned to Minor League camp
March 21	Carlos Beltran, OF	Placed on 15-Day DL
March 23	Kyle Snyder, RHP	Optioned to Omaha
	Brad Voyles, RHP	Optioned to Omaha
	Jeremy Hill, RHP	Optioned to Omaha
	Aaron Guiel, OF	Optioned to Omaha
	Mike Tonis, C	Optioned to Wichita
March 26	Scott Mullen, LHP	Optioned to Omaha
	Rick DeHart, LHP	Reassigned to Minor League camp
	Jarrod Patterson, INF	Reassigned to Minor League camp
	Sean Lowe, RHP	Reassigned to Minor League camp
March 27	James Baldwin, RHP	Reassigned to Minor League camp
	Juan Brito, C	Reassigned to Minor League camp
	Mike DiFelice, C	Purchased from Omaha
	Mendy Lopez, INF	Purchased from Omaha
April 15	Carlos Beltran, OF	Assigned on Injury Rehab to Wichita
April 18	Carlos Beltran, OF	Returned from rehab and reinstated from 15-Day DL
April 20	Jeremy Affeldt, LHP	Placed on 15-Day DL
April 20	Jeremy Hill, RHP	Recalled from Omaha
April 30	Jeremy Hill, RHP	Optioned to Omaha
May 1	Kyle Snyder, RHP	Recalled from Omaha
May 6	Jeremy Affeldt, LHP	Reinstated from 15-Day DL
	Brandon Berger, OF	Optioned to Omaha
	Ryan Bukvich, RHP	Optioned to Omaha
May 7	Sean Lowe, RHP	Contract purchased from Omaha
May 16	Jason Gillfillan, RHP	Contract purchased from Omaha
	Kris Wilson, RHP	Optioned to Omaha
May 17	Albie Lopez, RHP	Placed on 15-Day DL (groin)
	Kris Wilson, RHP	Recalled from Omaha
May 21	Miguel Asencio, RHP	Placed on 15-Day DL, retro to 5/16 (right elbow inflammation)
	Scott Mullen, LHP	Recalled from Omaha
May 27	Runelvys Hernandez, RHP	Placed on 15-Day DL, retro to 5/17 (right elbow inflammation)
	Brad Voyles, RHP	Recalled from Omaha
May 28	Scott Mullen, LHP	Designated for Assignment
	Dee Brown, OF	Placed on 15-Day DL (right wrist sprain)
	Carlos Febles, INF	Placed on 15-Day DL (right ring finger contusion)
	Rick DeHart, LHP	Contract purchased from Omaha
	Aaron Guiel, OF	Recalled from Omaha
	Brent Abernathy, INF	Recalled from Omaha



June 8	Les Walrond, LHP Brad Voyles, RHP	Recalled from Omaha Optioned to Omaha
June 10	Rick DeHart, LHP Nate Field, RHP	Designated for Assignment Contract purchased from Omaha
June 15	Jose Lima, RHP Nate Field, RHP Mendy Lopez, INF Carlos Febles, INF	Contract purchased from Omaha Optioned to Omaha Placed on 15-Day DL (right calf strain) Reinstated from 15-Day DL
June 16	Miguel Asencio, RHP Albie Lopez, RHP Les Walrond, LHP	Transferred to 60-Day DL Reinstated from 15-Day DL Optioned to Omaha
June 19	Albie Lopez, RHP	Released
June 20	Morgan Burkhardt, INF Brent Abernathy, INF Ryan Bukvich, RHP	Contract purchased from Omaha Optioned to Omaha Recalled from Omaha
June 26	Mike Sweeney, INF	Placed on 15-Day DL, retro to 6/19 (nerve irritation in neck and back)
June 30	Brent Abernathy, INF Ryan Bukvich, RHP Les Walrond, LHP Brad Voyles, RHP Jason Gilfillan, RHP Brad Voyles, RHP Nate Field, RHP	Recalled from Omaha Optioned to Omaha Recalled from Omaha Recalled from Omaha Optioned to Omaha Optioned to Omaha Recalled from Omaha
July 2	Curtis Leskanic, RHP Wes Obermueller, RHP	Acquired from the Milwaukee Brewers Traded to the Milwaukee Brewers
July 3	Alejandro Machado, INF Morgan Burkhardt, 1B Brent Abernathy, 2B Julius Matos, INF Les Walrond, LHP	Outrighted to the Milwaukee Brewers Designated for Assignment Optioned to Omaha Contract purchased from Omaha Optioned to Omaha
July 7	Jarrod Patterson, 3B Kyle Snyder, RHP Brad Voyles, RHP	Contract purchased from Omaha Placed on 15-Day DL, retro to 7/1 (right shoulder strain) Recalled from Omaha
July 11	Morgan Burkhardt, 1B Runelvys Hernandez, RHP Chris George, LHP	Outrighted to Omaha Reinstated from 15-Day DL Optioned to Omaha
July 18	Joe Randa, 3B Gookie Dawkins, INF Ian Ferguson, RHP	Placed on 15-Day DL, retro to 7/8 (left oblique strain) Contract purchased from Omaha Designated for Assignment
July 19	Dee Brown, OF Jarrod Patterson, 3B	Reinstated from 15-Day DL Optioned to Omaha
July 21	Kyle Snyder, RHP Julius Matos, INF	Reinstated from 15-Day DL Optioned to Omaha
July 23	Joe Randa, 3B Brad Voyles, RHP	Reinstated from 15-Day DL Optioned to Omaha
July 28	Graeme Lloyd, LHP Jeremy Hill, RHP	Acquired from the New York Mets Traded to the New York Mets
July 29	Gookie Dawkins, INF	Designated for Assignment
July 31	Al Levine, RHP	Acquired from the Tampa Bay Devil Rays in exchange for cash
Aug. 1	Sean Lowe, RHP	Optioned to Omaha
Aug. 2	Jose Lima, RHP Jimmy Gobble, LHP	Placed on 15-Day DL (groin strain) Recalled from Wichita
Aug. 5	Nate Field, RHP Julius Matos, INF	Optioned to Omaha Recalled from Omaha
Aug. 6	Kyle Snyder, RHP Nate Field, RHP Kevin Appier, RHP	Placed on 15-Day DL (right shoulder stiffness) Recalled from Omaha Signed as Free Agent
Aug. 8	Michael Tucker, OF Les Walrond, LHP Nate Field, RHP	Placed on 15-Day DL, retro to 8/5 (broken right leg) Designated for Assignment Optioned to Omaha
Aug. 11	Mike Sweeney, 1B Paul Abbott, RHP Kris Wilson, RHP	Reinstated from 15-Day DL Contract purchased from Omaha Optioned to Omaha
Aug. 12	Jason Gilfillan, RHP Mendy Lopez, INF Carlos Febles, 2B	Designated for Assignment Reinstated from 15-Day DL Designated for Assignment
Aug. 17	Runelvys Hernandez, RHP	Optioned to Wichita
Aug. 18	Jose Lima, RHP	Reinstated from 15-Day DL
Aug. 25	Brian Anderson, LHP Trey Dyson, OF Kieran Mattison, RHP	Acquired from the Cleveland Indians Traded to the Cleveland Indians Traded to the Cleveland Indians
Aug. 26	Kevin Appier, RHP Runelvys Hernandez, RHP	Placed on 15-Day DL, retro to 8/25 (r. elbow flexor tendon tear) Option voided, recalled from Wichita Placed on 15-Day DL, retro to 8/17 (right elbow partial tear ulnar collateral ligament). Transferred to 60-Day DL



Aug. 26	Rondell White, OF Brian Sanchez, RHP Chris Tierney, LHP	Acquired from the San Diego Padres Traded to the San Diego Padres Traded to the San Diego Padres
Aug. 27	Jose Lima, RHP	Placed on 15-Day DL, retro to 8/24 (right groin strain)
Aug. 30	Brad Voyles, RHP Jimmy Gobble, LHP	Recalled from Omaha Optioned to Omaha
Aug. 31	Brad Voyles, RHP Nate Field, RHP	Optioned to Omaha Recalled from Omaha
Sept. 1	Kris Wilson, RHP	Recalled from Omaha
Sept. 2	Brad Voyles, RHP Jimmy Gobble, RHP Jarrod Patterson, 3B David DeJesus, OF Tom Prince, C Kyle Snyder, RHP Kevin Appier, RHP	Recalled from Omaha Recalled from Omaha Recalled from Omaha Purchased from Omaha Contract purchased from Omaha Transferred to 60-Day DL Transferred to 60-Day DL
Sept. 4	Jamey Wright, RHP Sean Lowe, RHP	Contract purchased from Omaha Released
Sept. 18	Jose Lima, RHP	Reinstated from 15-Day DL
Sept. 24	Michael Tucker, OF	Reinstated from 15-Day DL
Sept. 29	Ryan Bukvich, RHP Chris George, LHP Brent Abernathy, INF Brandon Berger, OF Alexis Gomez, OF Mike Tonis, C	Recalled from Omaha - not to report Recalled from Omaha - not to report Recalled from Omaha - not to report Recalled from Omaha - not to report Recalled from Omaha - not to report Recalled from Wichita - not to report
Oct. 3	Gookie Dawkins, INF	Elected Free Agency
Oct. 7	Carlos Febles, 2B	Elected Free Agency
Oct. 14	Mendy Lopez, INF Julius Matos, INF Brandon Berger, OF Brent Abernathy, INF	Outrighted to Omaha Outrighted to Omaha Outrighted to Omaha Outrighted to Omaha
Oct. 15	Paul Abbott, RHP Mendy Lopez, INF	Elected Free Agency Elected Free Agency
Oct. 26	Mike DiFelice, C Jose Lima, RHP	Elected Free Agency Elected Free Agency
Oct. 27	Brian Anderson, LHP Kevin Appier, RHP Raul Ibanez, OF Joe Randa, 3B Michael Tucker, OF Rondell White, OF	Elected Free Agency Elected Free Agency Elected Free Agency Elected Free Agency Elected Free Agency Elected Free Agency
Oct. 28	Al Levine, RHP Brent Mayne, C Tom Prince, C	Elected Free Agency Elected Free Agency Elected Free Agency
Oct. 29	Jason Grimsley, RHP Curtis Leskanic, RHP Joe Dawley, RHP	Elected Free Agency Elected Free Agency Signed as Free Agent
Oct. 30	Jamey Wright, RHP Graeme Lloyd, LHP	Elected Free Agency Elected Free Agency
Nov. 7	Miguel Asencio, RHP Runelvys Hernandez, RHP Kyle Snyder, RHP	Reinstated from 60-Day DL Reinstated from 60-Day DL Reinstated from 60-Day DL
Nov. 20	Brian Bass, RHP Byron Gettis, OF Jorge Vasquez, RHP	Contract purchased from Wilmington Contract purchased from Wichita Contract purchased from Wichita
Dec. 1	Brian Anderson, LHP Curtis Leskanic, RHP Joe Randa, 3B	Signed 2-year contract Signed 1-year contract Signed 1-year contract
Dec. 7	Jason Grimsley, RHP	Signed 1-year contract
Dec. 9	Matt Stairs, OF Scott Sullivan, RHP	Signed 1-year contract Signed 2-year contract
Dec. 11	Benito Santiago, C	Signed 2-year contract
Dec. 15	Jason Szuminski, RHP	Selected in Rule 5 Draft from the Chicago Cubs, outrighted from the San Diego Padres to Kansas City
Dec. 16	Rich Thompson, OF	Outrighted from the San Diego Padres to Kansas City
Dec. 19	Tony Graffanino, INF	Signed 2-year contract
Dec. 21	Kelly Stinnett, C Kris Wilson, RHP	Signed 1-year contract Non-tendered for 2004
Jan. 6, 2004	Juan Gonzalez, OF	Signed 1-year contract
Jan. 20, 2004	Carlos Beltran, OF	Signed 1-year contract
Jan. 23, 2004	Darrell May, LHP	Signed 2-year contract
Jan. 26, 2004	Jaime Cerda, LHP Shawn Sedlacek, RHP	Acquired from the New York Mets Traded to the New York Mets



Royals 2003 June Draft

ROYALS 2003 JUNE DRAFT REVEALS THE BEST OF THE DRAFT

Rd.	Pick	Name	Pos.	Ht.	Wt.	B/T	DOB	Last School
1	5	Chris Lubanski	CF	6-3	180	L/L	3-24-85	Kennedy-Kenrick Catholic High, PA
1	30	Mitch Maier	C	6-2	195	L/R	6-30-82	Toledo University, OH
2	42	Shane Costa	RF	6-1	200	L/R	12-12-81	Cal State Fullerton
3	72	Robert McFall	3B	6-2	205	R/R	3-17-84	Chandler Gilbert CC, AZ
4	102	Miguel Vega	3B	6-3	205	R/R	7-31-85	Carmen Bozello De Huyke, Puerto Rico
5	132	Chris Goodman	RHP	6-0	180	R/R	8-30-81	Georgia Tech
6	162	Ryan Braun	RHP	6-2	205	R/R	7-29-80	UNLV
7	192	Michael Aviles	SS	5-11	180	R/R	3-13-81	Concordia College, NY
8	222	Brandon Powell	2B	6-0	185	L/R	8-15-80	Coastal Carolina College, SC
9	252	John Gragg	LHP	5-10	185	L/L	5-9-81	Bethune-Cookman, FL
10	282	Luis Cota	RHP	6-2	185	R/R	8-19-85	Sunnyside High, AZ
11	312	Dustin Hughes	LHP	5-9	195	L/L	6-29-82	Delta State University, MS
12	342	Robert McClellan	RHP	6-1	175	R/R	1-31-81	Arizona State
13	372	Michael Gaffney	SS	6-2	195	R/R	11-11-81	New York Institute of Technology
14	402	Stephen Bray	RHP	6-2	185	R/R	12-22-80	University of New Haven, CT
15	432	Jacob Mullis	RHP	6-2	215	R/R	1-22-81	UNC-Wilmington
16	462	Bryan Graham	RF	6-1	185	L/L	6-8-81	William Patterson University, NJ
17	492	Keoni Ruth	SS	5-10	175	R/R	3-21-85	Kamehameha High, HI
18	522	Jeffery Barry	CF	6-0	185	R/R	8-1-81	University of Vermont
19	552	Nicholas Tisone	RHP	6-1	180	R/R	8-2-83	Pearl River CC, MS
20	582	Michael Hernandez	RF	6-1	190	R/R	12-18-83	Daytona CC, FL
21	612	Irving Falu	2B	6-0	165	S/R	6-6-83	Indian Hills CC, IA
22	642	Phillip Anderson	RHP	6-3	170	R/R	10-28-83	Chandler Gilbert CC, AZ
23	672	Patrick Bresnehan	RHP	6-2	200	R/R	4-23-85	Dover-Sherborn High, MA
24	702	Wayne Daman	RHP	6-2	195	R/R	10-1-84	Forks, WA
25	732	James West	RHP	6-3	180	R/R	12-21-84	River Valley, AZ
26	762	Mitchell Goins	RHP	6-3	225	R/R	1-18-83	New Mexico JC, NM
27	792	Kendall Thurman	RHP	6-0	185	R/R	4-16-84	Angelina College, TX
28	822	Derrick Thomas	RHP	6-3	225	R/R	12-6-84	Captain Shreve High, LA
29	852	William Arnold	SS	5-10	160	S/R	8-3-83	Tallahassee CC, FL
30	882	Austin Pride	C	6-4	210	R/R	9-6-84	Lake Mary High, FL
31	912	D'Antonio Warren	RHP	6-3	205	L/R	11-21-84	Woodham High, FL
32	942	Darrell Qualls	3B	6-3	205	R/R	7-14-83	Lake City CC, FL
33	972	Adam Miller	RHP	6-0	180	R/R	4-18-85	Knoxville High, IA
34	1002	Walter Sevilla	2B	5-8	173	R/R	8-24-81	University of Tennessee
35	1032	John Sokol	LHP	6-6	220	L/L	11-9-84	Solon High, IA
36	1062	Christopher Malone	RHP	6-4	210	R/R	6-28-83	San Joaquin Delta College, CA
37	1092	Clayton Young	LHP	6-5	225	L/L	10-14-85	St. Francis, CA
38	1122	Jeffrey Ostrander	LHP	6-0	180	L/L	2-23-84	Louisburg JC, NC
39	1152	Heriberto Solis	3B	5-11	190	R/R	9-19-84	Eastlake, CA
40	1182	Todd Redmond	RHP	6-3	185	R/R	5-17-85	Northside Christian High, FL
41	1212	Andrew Underwood	RHP	6-4	185	R/R	5-20-85	Madera High, CA
42	1241	Joshua Hernandez	3B	5-9	190	R/R	11-2-83	El Paso CC, TX
43	1270	Matthew Mallory	RHP	6-3	195	R/R	3-4-85	Grand Junction Central High, CO
44	1298	Vincent Berry	LF	5-8	170	R/R	9-1-83	Triton College, IL
45	1326	Andrew Groves	RHP	6-2	185	R/R	11-11-84	John Glenn, IN
46	1353	Robert Coello	C	6-5	210	R/R	11-23-84	Lake Region High, FL
47	1380	Jimmy Wallace	RHP	6-3	170	R/R	8-9-84	Bossier Parish CC, LA
48	1407	Zachary Weidenaar	RF	6-3	195	R/R	10-6-84	Bozeman SR High, MT
49	1433	Gered Mochizuki	SS	5-6	155	L/R	7-7-85	Baldwin High, HI
50	1459	Keven Whalen	3B	6-0	185	R/R	6-7-85	Mid Pacific Institute, HI


HISTORY



George Brett



1985 World Champions



Whitey Herzog



George Brett - #5

Third Baseman, 1973-1993



Career Honors

- ▶ Inducted into Baseball Hall of Fame in 1999
- ▶ Had number retired, May 14, 1994
- ▶ Won 3 batting titles (1976, 1980, 1990) and became the only player to win titles in 3 decades
- ▶ Voted AL MVP in 1980 and was 2nd in 1985 and 1976
- ▶ Named to 13 All-Star games
- ▶ Won Rawlings Gold Glove in 1985
- ▶ 1985 ALCS MVP
- ▶ Played in 7 post-seasons and 2 World Series
- ▶ Ranks 5th on MLB's all-time doubles list with 665
- ▶ Ranks 15th on MLB's all-time hit list with 3,154
- ▶ His career-best .390 average in 1980 ranks as the highest since Ted Williams' .406 mark in 1941
- ▶ One of 4 players in M.L. history with 3,000 hits, 300 home runs and 200 stolen bases
- ▶ Named Royals Player of the Year 8 times

George Brett wrapped up a 21-year Hall of Fame career with the Royals in 1993 after establishing himself as one of the greatest baseball players to ever play the game.

He became the only Royal and just the 11th 3rd baseman to be inducted into the Hall of Fame on July 25, 1999 after receiving 98 percent of the votes, the 4th-highest mark in history. He had his number retired by the Royals May 14, 1994.

At the conclusion of Brett's career, he was the only player in Major League history to amass more than 3,000 hits, 300 home runs, 600 doubles, 100 triples and 200 stolen bases. He was the first player to win batting titles in 3 decades (1976, 1980, 1990) and retired as the A.L. career record holder for most intentional walks (229).

A 13-time All-Star, Brett is the club's all-time leader in every offensive category except stolen bases. He was the American League MVP in 1980, finished as the MVP runner up in 1976 and 1985, was a Gold Glove Award winner in 1985 and was crowned the Royals Player of the Year eight times.

Brett hit .390 in his MVP season, posting the highest batting average since Ted Williams' .406 mark in 1941.

Born May 15, 1953 in Wheeling, W.V., he captivated the baseball world with his performance in the 1985 ALCS and World Series, earning ALCS MVP honors after the Royals rallied from a 3 games to 1 deficit against the Toronto Blue Jays.

Brett posted a .373 career World Series average, going 19-for-51 in 13 games, with 3 doubles, 1 triple, 1 home run and 4 RBI. He holds numerous ALCS records after recording a career batting average of .340 in the league championship.

He culminated his career with his 3,000th hit on Sept. 30, 1992. Overall, he guided the Royals to seven post-seasons and two World Series. During his 21-year career with the Royals, Kansas City posted 15 winning seasons, including 8 seasons with at least 90 wins.

Brett's Major League Career Statistics

Year	Club	AVG	G	AB	R	H	2B	3B	HR	RBI	SH	SF	HP	BB	SO	SB	CS	E
1973	KANSAS CITY	.125	13	40	2	5	2	0	0	0	1	0	0	0	5	0	0	1
1974	KANSAS CITY	.282	133	457	49	129	21	5	2	47	6	2	0	21	38	8	5	21
1975	KANSAS CITY	.308	159	634	84	195	35	13	11	89	9	6	2	46	49	13	10	26
1976	KANSAS CITY	.333	159	645	94	215	34	14	7	67	2	8	1	49	36	21	11	26
1977	KANSAS CITY	.312	139	564	105	176	32	13	22	88	3	3	2	55	24	14	12	21
1978	KANSAS CITY	.294	128	510	79	150	45	8	9	62	3	5	1	39	35	23	7	16
1979	KANSAS CITY	.329	154	645	119	212	42	20	23	107	1	4	0	51	36	17	10	31
1980	KANSAS CITY	.390	117	449	87	175	33	9	24	118	0	7	1	58	22	15	6	17
1981	KANSAS CITY	.314	89	347	42	109	27	7	6	43	0	4	1	27	23	14	6	14
1982	KANSAS CITY	.301	144	552	101	166	32	9	21	82	0	5	1	71	51	6	1	17
1983	KANSAS CITY	.310	123	464	90	144	38	2	25	93	0	3	1	57	38	0	1	25
1984	KANSAS CITY	.284	104	377	42	107	21	3	13	69	0	7	0	38	37	0	1	14
1985	KANSAS CITY	.335	155	550	108	194	38	5	30	112	0	9	3	103	49	9	1	15
1986	KANSAS CITY	.290	124	441	70	128	28	4	16	73	0	4	4	80	45	1	2	16
1987	KANSAS CITY	.290	115	427	71	124	18	2	22	78	0	8	1	72	47	6	3	9
1988	KANSAS CITY	.306	157	589	90	180	42	3	24	103	0	7	3	82	51	14	3	10
1989	KANSAS CITY	.282	124	457	67	129	26	3	12	80	0	9	3	99	47	14	4	2
1990	KANSAS CITY	.329	142	544	82	179	45	7	14	87	0	7	0	56	63	9	2	7
1991	KANSAS CITY	.255	131	505	77	129	40	2	10	61	1	8	0	58	75	2	0	1
1992	KANSAS CITY	.285	152	592	55	169	35	5	7	61	0	4	6	35	69	8	6	3
1993	KANSAS CITY	.266	145	560	69	149	31	3	19	75	0	10	3	39	67	7	5	0
Major League Totals		.305	2707	10349	1583	3154	665	137	317	1595	26	120	33	1096	907	201	96	292



Frank White - #20

Second Baseman, 1973-1990

Frank White was *the* defensive star for the Royals from 1973 to 1990, winning 8 Gold Gloves, an American League record for 2nd basemen at the time. Hall of Famer Bill Mazeroski (8), Ryne Sandberg (9) and Roberto Alomar (10) are the only 2nd basemen in Major League history to accomplish the same feat. His number 20 was retired and he was inducted into the Royals Hall of Fame in 1995.

White claimed the Gold Glove award 6 straight seasons from 1977 to 1982 and missed an unprecedented 9th award in 1988 after committing just 4 errors that season and leading the league in fielding percentage.

He was selected to the All-Star team 5 times and earned the starting nod at 2nd base in 1979. White, who ranks 7th in career fielding percentage among all-time 2nd basemen, was named the Royals Player of the Year in 1983 and 1986.

A native of Kansas City, White was tabbed as the ALCS MVP in 1980 after hitting .545 (6-for-11) and driving in 3 runs to lead Kansas City to its first-ever World Series by defeating the New York Yankees.

In the Royals 1985 World Series, White led all players with 6 RBI, hitting 3 doubles and a home run as KC rallied from a 3 games to 1 deficit to beat St. Louis.

Following his career-best 1986 season, White was selected to the Major League All-Star team that toured Japan in the offseason. He was also named to *The Sporting News* Silver Slugger Team.

The Royals 1st-ever graduate of the experimental Royals Academy, White ranks 2nd on the club's career charts in games (2,324), at bats (7,859) and hits (2,006). He also stands in the top 5 in career runs, doubles, home runs, stolen bases, total bases, and extra base hits. He also hit 3 inside-the park home runs during his playing career with the Royals.

White was honored with the Ernie Mehl Award for his contribution to the Kansas City community in 1988.

- Career Honors**
- ▶ Inducted into Royals Hall of Fame and had number retired in 1995
 - ▶ Named to 5 All-Star games
 - ▶ Won 8 Rawlings Gold Gloves, including 6 straight from 1977-82
 - ▶ Voted ALCS MVP in 1980
 - ▶ Named to TSN Silver Slugger Team in 1986
 - ▶ Played in 7 post-seasons and 2 World Series
 - ▶ Twice named Royals Player of the Year

White's Major League Career Statistics

Year	Club	AVG	G	AB	R	H	2B	3B	HR	RBI	SH	SF	HP	BB	SO	SB	CS	E
1973	KANSAS CITY	.223	51	139	20	31	6	1	0	5	2	2	0	8	23	3	1	12
1974	KANSAS CITY	.221	99	204	19	45	6	3	1	18	5	0	0	5	33	3	4	12
1975	KANSAS CITY	.250	111	304	43	76	10	2	7	36	2	2	1	20	39	11	3	12
1976	KANSAS CITY	.229	152	446	39	102	17	6	2	46	18	3	3	19	42	20	11	23
1977	KANSAS CITY	.245	152	474	99	116	21	5	5	50	11	2	2	25	67	23	5	8
1978	KANSAS CITY	.275	143	461	66	127	24	6	7	50	9	2	3	26	99	13	10	16
1979	KANSAS CITY	.266	127	467	73	124	26	4	10	48	3	7	1	25	54	28	8	12
1980	KANSAS CITY	.264	154	560	70	148	23	4	7	60	9	4	2	19	69	19	6	10
1981	KANSAS CITY	.250	94	364	35	91	17	1	9	38	4	3	0	19	50	4	2	6
1982	KANSAS CITY	.298	145	524	71	156	45	6	11	56	7	5	2	16	65	10	7	17
1983	KANSAS CITY	.260	146	549	52	143	35	6	11	77	4	6	0	20	51	13	5	8
1984	KANSAS CITY	.271	129	479	58	130	22	5	17	56	4	3	2	27	72	5	5	11
1985	KANSAS CITY	.249	149	563	62	140	25	1	22	69	5	3	1	28	86	10	4	17
1986	KANSAS CITY	.272	151	566	76	154	37	3	22	84	2	7	2	43	88	4	4	10
1987	KANSAS CITY	.245	154	563	67	138	32	2	17	78	4	4	2	51	86	1	3	10
1988	KANSAS CITY	.235	150	537	48	126	25	1	8	58	7	6	4	21	67	7	3	4
1989	KANSAS CITY	.256	135	418	34	107	22	1	2	36	5	3	2	30	52	3	2	10
1990	KANSAS CITY	.216	82	241	20	52	14	1	2	21	0	3	3	10	32	1	0	8
Major League Totals		.255	2324	7859	912	2006	407	58	160	886	101	65	30	412	1035	178	83	206



Dick Howser - #10

Manager, 1981-1987

Dick Howser managed the Royals from Aug. 31, 1981 to Feb. 23, 1987 before losing a courageous battle to cancer on June 17, 1987. During Howser's regime, the Royals won 3 division titles and a World Championship in 1985. His uniform number 10 was the 1st number retired by the Royals.

One of Major League Baseball's most successful and popular managers, he compiled a 404-365 record (.525) while guiding the Royals.

He guided the club in 1 of the most remarkable and endearing comebacks in Major League postseason history, defeating Toronto in the ALCS and St. Louis to win the 1985 World Series. His skills and ability to maneuver the lineup and roster played an important role in the club's success, as he capitalized on a strong starting pitching staff and maximized an offense that ranked 13th in average and runs scored.

Howser's World Series season was quite an encore for a manager who was named the ESPN Manager of the Year and finished second in the Baseball Writer's Manager of the Year balloting in 1984. His 1984 edition was hampered by injuries throughout the year as his starting lineup was together for only 50 of the 162 games. Despite the injuries, he guided the Royals from a 6th-place standing and a 40-51 record on July 18, to capture the A.L. West crown by compiling an astonishing 44-25 record over the last 10 weeks.

Overall, he compiled a 507-425 (.544) record at the big league level after guiding the New York Yankees to 103 wins in 1980, becoming just the 4th manager in baseball to win 100 games in his 1st year.

Howser began his professional career after twice earning All-America honors at Florida State. The 1961 *Sporting News* Rookie of the Year with the Kansas City A's, he was a member of the 1961 All-Star team and enjoyed an 8-year Major League playing career.

Howser's Major League Managerial Career

Year	Club	League	GM	W	L	WP	Finish
1978	NEW YORK	AL East	1	0	1	.000	---
1980	NEW YORK	AL East	162	103	59	.636	WS 1st
1981	KANSAS CITY	AL West	33	20	13	.609	*1st
1982	KANSAS CITY	AL West	162	90	72	.556	2nd
1983	KANSAS CITY	AL West	162	79	83	.488	2nd
1984	KANSAS CITY	AL West	162	81	78	.519	1st
1985	KANSAS CITY	AL West	162	91	71	.562	WS 1st
1986	KANSAS CITY	AL West	88	40	48	.455	3rd

Major League Totals 932 507 425 .544

* Second half of season

Howser's Major League Career Playing Statistics

Year	Club	AVG	G	AB	R	H	2B	3B	HR	RBI	SH	SF	HP	BB	SO	SB	CS	E
1961	KANSAS CITY A'S	.280	158	611	108	171	29	6	3	45	8	3	5	92	38	37	9	38
1962	KANSAS CITY A'S	.238	83	286	53	68	8	3	6	34	9	3	1	38	8	19	2	13
1963	KANSAS CITY A'S	.195	15	41	4	8	0	0	1	1	0	0	7	3	0	0	2	
	CLEVELAND	.247	49	162	25	40	5	0	1	10	4	2	0	22	18	9	3	9
1964	CLEVELAND	.256	162	637	101	163	23	4	3	52	10	4	2	76	39	20	7	20
1965	CLEVELAND	.235	107	307	47	72	8	2	1	6	10	2	1	57	25	17	4	7
1966	CLEVELAND	.229	67	140	18	32	9	1	2	4	4	2	0	15	23	2	4	5
1967	NEW YORK (AL)	.268	63	149	18	40	6	0	0	10	3	0	2	25	15	1	4	3
1968	NEW YORK (AL)	.153	85	150	24	23	2	1	0	3	3	0	2	35	17	0	1	3
Major League Totals		.248	789	2483	398	617	90	17	16	165	58	16	13	367	186	105	34	100



Denny Matthews

Announcer, 1969-present

Denny Matthews, who has been behind the microphone for the Royals since the club's 1st game in 1969, will be inducted into the Royals Hall of Fame during the 2004 season. He is set to be inducted on Aug. 7 prior to Kansas City's 6:10 p.m. game with the Anaheim Angels.

Matthews, who will celebrate his 36th season with the Royals in 2004, is the 1st non-uniform inductee into the Royals Hall of Fame since 1996 when former Royals First Lady Muriel Kauffman was inducted.

Matthews, the "Voice of the Royals," has spent his entire 35-year career with the Royals. He is in rare company among his peers, as he has broadcast exclusively for the same team, without interruption, in 5 different decades. As one of the most tenured announcers in Major League Baseball history, he ranks 7th among 178 current announcers for years of service with the same club, behind Vin Scully, Los Angeles (54 years); Milo Hamilton, Houston (51); Jaime Jarrin, Los Angeles-Spanish Radio (45); Herb Carneal, Minnesota (42); Bob Murphy, New York Mets (42); and Ralph Kiner, New York Mets (42). He is tied for 10th among current announcers in total years of service.

Matthews has seen more Royals games than anyone else during his 35 years with Kansas City. He began his career with Kansas City after he was initially chosen from more than 300 applicants for the number 2 announcer position alongside Bud Blattner prior to the Royals inaugural season in 1969. He then took over the number 1 job following the 1975 season. He teamed with Fred White from 1974-1998 before Ryan Lefebvre joined him in the booth in 1999.

The veteran broadcaster has also lent his play-by-play skills to the CBS Radio Network during portions of the regular season and during the 1982 and 1985 World Series.

A native of Bloomington, Ill., Matthews graduated from Illinois Wesleyan in 1966 after lettering in football and baseball for 3 years. He finished 8th in the nation (NAIA) in pass receiving in 1965. Matthews was inducted into Central Catholic High School's Hall of Fame in 2001.

Royals Hall of Fame

The Royals Hall of Fame was established to honor individuals who have made exceptional contributions to the Royals organization.

To date, 19 people have been inducted into the Royals Hall of Fame. Outfielder Amos Otis and pitcher Steve Busby were inducted in the inaugural ceremony in 1986; Paul Splittorff, Cookie Rojas and Dick Howser were inducted in 1987; Dennis Leonard and Hal McRae were added in 1989; while Fred Patek, Larry Gura and Joe Burke joined the select group in 1992.

Owner Ewing Kauffman was the sole addition in the Silver Anniversary season of 1993, George Brett was added in 1994 and Frank White joined the Hall in 1995. Muriel Kauffman and John Mayberry joined the select group in 1996. Dan Quisenberry was honored in 1998, while Whitey Herzog and Willie Wilson were added in 2000. Jeff Montgomery became the newest member when he was inducted during the 2003 season.

Career Honors

- ▶ Will be inducted into Royals Hall of Fame on Aug. 7, 2004
- ▶ Will become only the 4th non-uniform inductee into the Royals Hall of Fame
- ▶ Has been with the Royals since the club's 1st game in 1969
- ▶ Ranks 7th among current announcers for years of service with the same club
- ▶ Ranks 10th among current announcers in total years of service
- ▶ Took over as the Royals No. 1 announcer following the 1975 season



Amos Otis

Outfielder, 1970-1983 (inducted 1986)

Amos Otis' career with the Royals spanned 14 years (1970-1983) when he held down the starting centerfield spot. He compiled a solid .280 average in a Kansas City uniform with 193 home runs, 992 RBI and 340 stolen bases while winning 3 Gold Gloves and 5 All-Star nominations. He was the Royals Player of the Year three times (1971, '73 and '78).

Amos Otis	AVG	G	AB	R	H	2B	3B	HR	RBI	SH	SF	HP	BB	SO	SB	CS	E
Kansas City (14 years)	.280	1891	7050	1074	1977	365	65	193	992	49	99	32	739	953	340	89	45



Steve Busby

Right-Handed Pitcher, 1972-1980 (inducted 1986)

Steve Busby was one of the Royals best pitchers and top competitors despite having his career shortened by a shoulder injury. From 1973-75 he averaged 18.6 wins, 260 innings and 177 strikeouts per season while establishing many club records. A 2-time All-Star, he became the only Major League pitcher to toss no-hitters in each of his first 2 big league seasons.

Steve Busby	W-L	ERA	G	GS	CG	SHO	SV	IP	H	ER	HR	BB	SO
Kansas City (8 years)	70-54	3.72	167	150	53	7	0	1060.2	1003	438	73	433	659



Paul Splittorff

Left-Handed Pitcher, 1970-1984 (inducted 1987)

Paul Splittorff's big league career included action in 15 seasons from 1970-84. He was a mainstay on the staff from 1972-80 when he averaged nearly 15 wins and 220 innings per year. The big left-hander holds the Royals career records for wins, starts and innings pitched. In 1973 he became the first 20-game winner in Royals history.

Paul Splittorff	W-L	ERA	G	GS	CG	SHO	SV	IP	H	ER	HR	BB	SO
Kansas City (15 years)	166-143	3.81	429	392	88	17	1	2554.2	2644	1082	192	780	1057



Cookie Rojas

Second Baseman, 1970-1977 (inducted 1987)

Cookie Rojas brought more than 8 years of National League experience to the Royals in 1970. His experience and leadership abilities were felt immediately with the young expansion team, providing a solid base for future championships. Rojas was named to the American League All-Star team 4 consecutive years (1971-74).

Cookie Rojas	AVG	G	AB	R	H	2B	3B	HR	RBI	SH	SF	HP	BB	SO	SB	CS	E
Kansas City (8 years)	.268	880	3072	324	824	139	12	25	332	29	33	7	213	236	46	34	62



Dennis Leonard

Right-Handed Pitcher, 1974-1986 (inducted 1989)

Dennis Leonard is the only 3-time 20-game winner in Royals history. The 3-time Royals Pitcher of the Year holds the club's career record for complete games and shutouts, and single season highs in starts, complete games, innings pitched and strikeouts. His 130 wins from 1975-81 were the most by a right-handed pitcher in the Major Leagues.

Dennis Leonard	W-L	ERA	G	GS	CG	SHO	SV	IP	H	ER	HR	BB	SO
Kansas City (12 years)	144-106	3.70	312	302	103	23	1	2187.1	2137	898	202	622	1323



Hal McRae

Designated Hitter/Outfielder, 1973-1987 (inducted 1989)

Hal McRae's hard-nosed, aggressive style of play set the tone for the Royals championship clubs. He spent 14 full seasons in a Royals uniform and was recognized as one of the AL's most prolific designated hitters. He was a 3-time All-Star, led the league in doubles twice and topped the loop with 133 RBI in 1982. He earned Royals Player of the Year honors in 1974 and 1982.

Hal McRae	AVG	G	AB	R	H	2B	3B	HR	RBI	SH	SF	HP	BB	SO	SB	CS	E
Kansas City (15 years)	.293	1837	6568	873	1924	449	63	169	1012	24	79	74	616	697	105	73	23



Fred Patek

Shortstop, 1971-1979 (inducted 1992)

Despite being the smallest player in the big leagues at 5-4, **Fred Patek** was a cornerstone of the early success of the franchise. He wore a Royals uniform from 1971-79, posting a .241 average in 1,245 games, earning a pair of All-Star game selections from his shortstop position. He led the league with 11 triples in 1971 and with 53 stolen bases in 1977.

Fred Patek	AVG	G	AB	R	H	2B	3B	HR	RBI	SH	SF	HP	BB	SO	SB	CS	E
Kansas City (9 years)	.241	1245	4305	571	1036	182	41	28	382	89	33	27	413	586	336	108	231




Larry Gura

Left-Handed Pitcher, 1976-1985 (inducted 1992)

Larry Gura logged a 111-78 record as a Royal, a 59 percent winning percentage, the 2nd-best mark in club history. The crafty lefthander was a member of the 1980 American League All-Star squad and twice was selected as the Royals Pitcher of the Year (1978 and 1981). His career highs for wins came in 1980 and 1982 when he recorded 18 victories.


Larry Gura	W-L	ERA	G	GS	CG	SHO	SV	IP	H	ER	HR	BB	SO
Kansas City (10 years)	111-78	3.72	310	219	61	14	12	1701.1	1628	704	166	503	633



Joe Burke

GM/President, 1973-1992 (inducted 1992)

Under **Joe Burke's** guidance, baseball achieved its greatest success in Kansas City. He joined the club in 1973 and served as General Manager from 1974-1981. He was President of the club from that time until cancer took his life in 1992. He was named Major League Executive of the Year in 1976 and was named "Mr. Baseball" at the Kansas City Baseball Awards Dinner in 1978.



Ewing Kauffman

Owner, 1968-1993 (inducted 1993)

The strength and integrity of **Ewing Kauffman's** ownership was the cornerstone of success for the Royals during the club's first 25 years. When purchasing the club as an expansion team in 1968, his primary motivation was to provide winning Major League Baseball for Kansas City. Prior to his death in 1993, he provided an innovative plan to insure new ownership would keep baseball in Kansas City.



Muriel Kauffman

Royals First Lady, 1968-1995 (inducted 1996)

Muriel Kauffman, the Royals First Lady, was the driving force behind Mr. K's decision to buy the Kansas City Royals. She was a member of the club's Board of Directors and served as a major impetus to the smashing success of the Royal Lancers. Away from the ballpark, she established the Muriel McBrien Kauffman Foundation to support and perpetuate the performing arts and to advance education, research and prevention in the health field.



John Mayberry

First Baseman, 1972-1977 (inducted 1996)

John Mayberry was the Royals first true power hitter and probably the most impressive. He was a bomber in a lineup that featured speed and gap hitters. In 6 seasons in Kansas City he averaged 24 home runs and 94 RBI. He earned All-Star honors in both 1973 and 1974 and became the club's first 30-home run hitter with 34 dingers in 1975.

John Mayberry	AVG	G	AB	R	H	2B	3B	HR	RBI	SH	SF	HP	BB	SO	SB	CS	E
Kansas City (6 years)	.261	897	3131	459	816	139	10	143	552	4	32	24	561	457	16	12	56



Dan Quisenberry

Right-Handed Pitcher, 1979-1988 (inducted 1998)

Dan Quisenberry's bullseye control, submarine-style delivery and quick wit made him a favorite among his teammates, media, peers and fans. He earned the Royals Pitcher of the Year honors 4 times, was selected to the All-Star team on 3 occasions, led the American League in saves 5 times and was a 5-time winner of the American League Fireman of the Year award. Quisenberry's life was claimed by cancer on Sept. 30, 1998.

Dan Quisenberry	W-L	ERA	G	GS	CG	SHO	SV	IP	H	ER	HR	BB	SO
Kansas City (10 years)	51-44	2.55	573	0	0	0	238	920.2	919	261	52	139	321



Willie Wilson

Outfielder, 1976-1990 (inducted 2000)

Willie Wilson became only the 2nd player in baseball history to stroke 100 hits from each side of the plate in a season in 1980. The A.L. batting champion in 1982 (.332), he collected 2,207 hits and 668 stolen bases in his career, including a league leading and Royals record 83 in 1979. He was a Gold Glove Award winner in 1980, was the Royals Player of the Year in 1981 and was on the American League All-Star team in 1982 and 1983.

Willie Wilson	AVG	G	AB	R	H	2B	3B	HR	RBI	SH	SF	HP	BB	SO	SB	CS	E
Kansas City (15 years)	.289	1787	6799	1060	1968	241	133	40	509	59	30	54	360	990	612	119	56



Whitey Herzog

Manager, 1975-1979 (inducted 2000)

Dorrel Norman Elvert "**Whitey**" **Herzog** managed the Royals from 1975 to 1979. He led the team to 3 straight American League Western Division titles, the first division titles in club history. His top season came in 1977 when he managed the Royals to a club record 102 wins. The 1976 UPI Manager of the Year, he is the Royals all-time winningest manager, posting a record of 410-304.

Year	League	GM	W	L	WP	Finish
1975	AL West	66	41	25	.621	2nd
1976	AL West	162	90	72	.556	1st
1977	AL West	162	102	60	.630	1st
1978	AL West	162	92	70	.568	1st
1979	AL West	162	85	77	.525	2nd



Jeff Montgomery

Right-Handed Pitcher, 1988-1999 (inducted 2003)

Jeff Montgomery spent 12 of his 13 Major League seasons in a Royals uniform and is the club's all-time saves leader with 304. The 3-time All-Star (1992, 1993, 1996) was the Roloids A.L. Reliever of the Year in 1993 and finished tied for the league lead with 45 saves, tying a club record. He also holds club records for career appearances (686) and ranked 14th on MLB's all-time saves list at the time of his induction.

Jeff Montgomery	W-L	ERA	G	GS	CG	SHO	SV	IP	H	ER	HR	BB	SO
Kansas City (12 years)	44-50	3.20	686	0	0	0	304	850.1	760	302	79	287	720

All-Time Royals Roster

Includes all 574 players who have appeared in one or more official Major League games for the Royals.

A

Abbott, Paul (P)—2003
 Abernathy, Brent (INF)—2003
 Abernathy, Ted (P)—1970-72
 Adair, Jerry (INF)—1969-70
 Affeldt, Jeremy (P)—2002-03
 Aikens, Willie (INF)—1980-83
 Alcaraz, Luis (INF)—1969-70
 Alicea, Luis (INF)—2001-02
 Allensworth, Jermaine (OF)—1998
 Anderson, Brian (P)—2003
 Anderson, Rick (P)—1987-88
 Anderson, Scott (P)—1995
 Angelini, Norm (P)—1972-73
 Appier, Kevin (P)—1989-99, 2003
 Aquino, Luis (P)—1988-92
 Armstrong, Mike (P)—1982-83
 Asencio, Miguel (P)—2002-03
 Ashford, Tucker (INF)—1984
 Austin, Jeff (P)—2001-02

B

Bailey, Cory (P)—2001-02
 Ballboni, Steve (INF)—1984-88
 Baller, Jay (P)—1990
 Bankhead, Scott (P)—1986
 Bannister, Floyd (P)—1988-89
 Barber, Brian (P)—1998-99
 Barranca, German (INF)—1979-80
 Bass, Randy (INF)—1978
 Batista, Miguel (P)—2000
 Beckwith, Joe (P)—1984-85
 Belcher, Tim (P)—1996-98
 Belinda, Stan (P)—1993-94
 Bell, Jay (INF)—1997
 Bell, Terry (C)—1986
 Beltran, Carlos (OF)—1998-03
 Beniquez, Juan (OF-INF)—1987
 Benitez, Yamil (OF)—1997
 Benzinger, Todd (INF)—1991
 Berenguer, Juan (P)—1981, 1992
 Berger, Brandon (OF)—2001-03
 Berroa, Angel (INF)—2001-03
 Berry, Sean (INF)—1990-91
 Bevacqua, Kurt (INF)—1973-74
 Bevil, Brian (P)—1996-98
 Biancalana, Buddy (INF)—1982-87
 Bird, Doug (P)—1973-78
 Black, Buddy (P)—1982-88
 Blue, Vida (P)—1982-83
 Bluma, Jaime (P)—1996
 Bochtler, Doug (P)—2000
 Boddicker, Mike (P)—1991-92
 Bones, Ricky (P)—1997-98
 Boone, Bob (C)—1989-90
 Borders, Pat (C)—1995
 Bosley, Thad (OF)—1987-88
 Botelho, Derek (P)—1982
 Bottalico, Ricky (P)—2000
 Braun, Steve (OF-INF)—1978-80
 Brett, George (INF)—1973-93
 Brett, Ken (P)—1980-81
 Brewer, Billy (P)—1993-95
 Brewer, Mike (OF)—1986
 Briles, Nelson (P)—1974-75
 Brito, Juan (C)—2002
 Brooks, Hubie (OF)—1993-94

Brown, Dee (OF)—1998-03
 Browning, Tom (P)—1995
 Bruno, Tom (P)—1976
 Buchanan, Bob (P)—1989
 Buckner, Bill (INF-DH)—1988-89
 Bukvich, Ryan (P)—2002-03
 Bunch, Melvin (P)—1995
 Bunker, Wally (P)—1969-71
 Burgmeier, Tom (P)—1969-73
 Burgos, Enrique (P)—1993
 Burkhart, Morgan (INF)—2003
 Busby, Steve (P)—1972-80
 Butler, Bill (P)—1969-71
 Byrd, Paul (P)—2001-02
 Byrdak, Tim (P)—1998-00


C

Caceres, Edgar (INF)—1995
 Cadaret, Greg (P)—1993
 Campanis, Jimmy (C)—1969-70
 Campbell, Jim (P)—1990
 Capra, Nick (OF)—1988
 Cardenal, Jose (OF)—1980
 Carrasco, D.J. (P)—2003
 Carrasco, Hector (P)—1997
 Carter, Lance (P)—1999
 Caruso, Mike (INF)—2002
 Casian, Larry (P)—1997
 Castillo, Manny (INF)—1980
 Castro, Bill (P)—1982-83
 Cepeda, Orlando (INF)—1974
 Chalk, Dave (INF)—1980-81
 Chamberlain, Craig (P)—1979-80
 Chavez, Endy (OF)—2001
 Christenson, Gary (P)—1979-80
 Cisco, Galen (P)—1969
 Clark, David (OF)—1991
 Clark, Terry (P)—1996
 Clarke, Stan (P)—1989

Clemons, Lance (P)—1971
 Codiroli, Chris (P)—1990
 Cogan, Tony (P)—2001
 Colborn, Jim (P)—1977-78
 Cole, Stu (INF)—1991
 Coleman, Vince (OF)—1994-95
 Concepcion, Onix (INF)—1980-85
 Cone, David (P)—1986, 1993-94
 Conine, Jeff (INF)—1990, 1992, 1998
 Converse, Jim (P)—1995, 1997
 Cookson, Brent (OF)—1995
 Cooper, Scott (INF)—1997
 Corbin, Archie (P)—1991
 Cowens, Al (OF)—1974-79
 Cram, Jerry (P)—1969, 1976
 Crawford, Steve (P)—1989-91
 Creel, Keith (P)—1982-83
 Cripe, Dave (INF)—1978
 Cromartie, Warren (INF)—1991
 Cruz, Todd (INF)—1979

D

Dal Canton, Bruce (P)—1971-75
 D'Amico, Jeff (P)—2000
 Damon, Johnny (OF)—1995-00
 Davis, Butch (OF)—1983-84
 Davis, Chili (DH)—1997
 Davis, John (P)—1987
 Davis, Mark (P)—1990-92
 Davis, Storm (P)—1990-91
 Davis, Tommy (OF)—1976
 Dawkins, Gookie (INF)—2003
 DeHart, Rick (P)—2003
 DeJesus, David (OF)—2003
 DeJesus, Jose (P)—1988-89, 1994
 DeLaMaza, Roland (P)—1997
 Delgado, Wilson (INF)—2000-01
 De los Santos, Luis (INF)—1988-89
 Dent, Bucky (INF)—1984
 Detherage, Bob (OF)—1980



Willie Wilson set single season records for at bats (705, 1980), hits (230, 1980) and triples (21, 1985) during his 15-year career (1976-1990) in Kansas City.



Hall of Famers George Brett (13) and Brooks Robinson (15) were named to the AL All-Star team a combined 28 times from 1960-1988.

DiFelice, Mike (C)—2003
 DiPino, Frank (P)—1993
 Dotson, Richard (P)—1990
 Drabowsky, Moe (P)—1969-70
 Drago, Dick (P)—1969-73
 Dunwoody, Todd (OF)—2000
 Durbin, Chad (P)—1999-02
 Dye, Jermaine (OF)—1997-01

E

Eastwick, Rawly (P)—1980
 Eaton, Craig (P)—1979
 Eisenreich, Jim (OF)—1987-92
 Encarnacion, Luis (P)—1990
 Evans, Bart (P)—1998

F

Fabregas, Jorge (C)—2000
 Farr, Steve (P)—1985-90
 Fasano, Sal (C)—1996-99, 2001
 Feibles, Carlos (INF)—1998-03
 Ferreira, Tony (P)—1985
 Field, Nate (P)—2002-03
 Filson, Pete (P)—1990
 Fiore, Mike (INF)—1969-70
 Fitzmorris, Al (P)—1969-76
 Fleming, Dave (P)—1995
 Floyd, Bob (INF)—1970-74
 Foucault, Steve (P)—1978
 Foy, Joe (INF)—1969
 Frost, Dave (P)—1982
 Fussell, Chris (P)—1999-00

G

Gaetti, Gary (INF)—1993-95
 Gagne, Greg (INF)—1993-95
 Gale, Rich (P)—1978-81
 Garber, Gene (P)—1973-74, 1987-88
 Garcia, Dan (OF)—1981
 Gardner, Mark (P)—1993
 Gardner, Wes (P)—1991
 Gaudet, Jim (C)—1978-79
 George, Chris (P)—2001-03
 Geronimo, Cesar (OF)—1981-83
 Giambi, Jeremy (OF)—1998-99
 Gibson, Kirk (OF)—1991
 Gilfillan, Jason (P)—2003

Gleaton, Jerry Don (P)—1987-89
 Gobble, Jimmy (P)—2003
 Gomez, Alexis (OF)—2002
 Gonzalez, Fernando (INF)—1974
 Goodwin, Tom (OF)—1994-97
 Gordon, Tom (P)—1988-95
 Granger, Jeff (P)—1993-94, 1996
 Grooms, Jason (P)—2001-03
 Grote, Jerry (C)—1981
 Grotewold, Jeff (C)—1995
 Gubicza, Mark (P)—1984-96
 Guiel, Aaron (OF)—2002-03
 Gumpert, Dave (P)—1987
 Gura, Larry (P)—1976-85
 Gwynn, Chris (OF)—1992-93

H

Habyan, John (P)—1993
 Hall, Tom (P)—1976-77
 Halter, Shane (INF)—1997-98
 Hamelin, Bob (INF)—1993-96
 Hammaker, Atlee (P)—1981
 Hammond, Steve (OF)—1982
 Haney, Chris (P)—1992-98
 Hansen, Jed (INF)—1997-99
 Hansen, Ron (INF)—1972
 Hargeshimer, Al (P)—1986
 Harris, Bill (INF)—1969

Harrison, Chuck (INF)—1969, 1971
 Harvey, Ken (INF)—2001, 2003
 Hassler, Andy (P)—1976-78
 Hatcher, Chris (OF)—1998
 Healy, Fran (C)—1969, 1973-76
 Hearn, Ed (C)—1987-88
 Heath, Kelly (INF)—1982
 Heaton, Neal (P)—1992
 Hedlund, Mike (P)—1969-72
 Hegman, Bob (INF)—1985
 Heise, Bob (INF)—1977
 Henderson, Dave (OF)—1994
 Henry, Doug (P)—2001
 Hernandez, Jack (INF)—1969-70
 Hernandez, Roberto (P)—2001-02
 Hernandez, Runelvys (P)—2002-03
 Hiatt, Phil (INF)—1993, 1995
 Hill, Jeremy (P)—2002-03
 Hinch, A.J. (C)—2001-02
 Hoerner, Joe (P)—1973-74
 Holbert, Ray (INF)—1999-00
 Hood, Don (P)—1982-83
 Hopkins, Gail (INF)—1971-73
 Hovley, Steve (OF)—1972-73
 Howard, David (INF)—1991-97
 Hrabosky, Al (P)—1978-79
 Hubbard, Trinidad (OF)—2001
 Huisman, Rick (P)—1995-96
 Huisman, Mark (P)—1983-86
 Hurdle, Clint (OF)—1977-81

I

Ibanez, Raul (OF-INF)—2001-03
 Iorg, Dane (OF-INF)—1984-85
 Ireland, Tim (INF)—1981-82

J

Jackson, Bo (OF)—1986-90
 Jackson, Danny (P)—1983-87
 Jackson, Grant (P)—1982
 Jackson, Mike (P)—1972-73
 Jacome, Jason (P)—1995-97
 James, Chris (OF)—1995
 Jefferies, Gregg (INF)—1992
 Jeltz, Steve (INF)—1990
 Johnson, Bob (P)—1970
 Johnson, Brian (C)—2000
 Johnson, Ron (INF)—1982-83
 Johnson, Rondin (INF)—1986
 Johnson, Rontrez (OF)—2003
 Johnston, Joel (P)—1991-92



Municipal Stadium was the home of the Royals from 1969-1972.



Hall of Famer Harmon Killebrew capped his 22-year Major League career as a member of the Royals 1975 squad.

Jones, Lynn (OF)—1984-86
 Jones, Mike (P)—80-81, 84-85
 Jones, Ross (INF)—1987
 Jones, Ruppert (OF)—1976
 Jones, Steve (P)—1969
 Jose, Felix (OF)—1993-95
 Joyner, Wally (INF)—1992-95

K

Keatley, Greg (C)—1981
 Kelly, Pat (OF)—1969-70
 Keough, Joe (OF)—1969-72
 Killebrew, Harmon (INF)—1975
 King, Jeff (INF)—1997-99
 Kingery, Mike (OF)—1986
 Kirkpatrick, Ed (OF-C)—1969-73
 Knoblauch, Chuck (OF)—2002
 Knoop, Bobby (INF)—1971-72
 Koslofski, Kevin (OF)—1992-94
 Kreuter, Chad (C)—1999
 Kusnyer, Art (C)—1978


L

LaCock, Pete (INF)—1977-80
 LaCoss, Mike (P)—1985
 Lahoud, Joe (OF)—1977-78
 Lance, Gary (P)—1977
 Larkin, Andy (P)—2000
 Law, Rudy (OF)—1986
 Laxton, Brett (P)—2000
 Leach, Terry (P)—1989
 Lee, Mark (P)—1988
 Leeper, Dave (OF)—1984-85
 Leibbrandt, Charlie (P)—1984-89
 Leius, Scott (INF)—1998-99
 Lennon, Patrick (OF)—1996
 Leonard, Dennis (P)—1974-86
 Leskanic, Curtis (P)—2003
 Levine, Al (P)—2003
 Lima, Jose (P)—2003
 Lind, Jose (INF)—1993-95
 Linton, Doug (P)—1995-96
 Liriano, Nelson (INF)—1991
 Littell, Mark (P)—1973, '75-'77
 Lloyd, Graeme (P)—2003
 Lockhart, Keith (INF)—1995-96
 Long, Ryan (OF)—1997

Lopez, Albie (P)—2003
 Lopez, Aurelio (P)—1974
 Lopez, Mendy (INF)—1998-99, 2003
 Lowe, Sean (P)—2003
 Luecken, Rick (P)—1989

M

MacDougal, Mike (P)—2001-03
 Macfarlane, Mike (C)—1987-94, 1996-98
 Mack, Shane (OF)—1998
 Madison, Scott (C-INF)—1987-88
 Magnante, Mike (P)—1991-96
 Maldonado, Carlos (P)—1990-91
 Marshall, Keith (OF)—1973
 Martin, Jerry (OF)—1982-83
 Martin, Rennie (P)—1979-81
 Martinez, Buck (C)—1969-71, 1973-77
 Martinez, Carmelo (INF)—1991
 Martinez, Felix (INF)—1997-99
 Martz, Gary (OF)—1975
 Matchick, Tommy (INF)—1970
 Mathews, Terry (P)—1999
 Matos, Julius (INF)—2003
 May, Darrell (P)—2002-03



Lou Piniella was named the A.L. Rookie of the Year in 1969.

May, Jerry (C)—1971-73
 May, Lee (INF)—1981-82
 Mayberry, John (INF)—1972-77
 Mayne, Brent (C)—1990-95, 2001-03
 McCarty, Dave (INF)—2000-02
 McClure, Bob (P)—1975-76
 McCormick, Mike (P)—1971
 McDaniel, Lindy (P)—1974-75
 McDill, Allen (P)—1997-98
 McDonald, Donzell (OF)—2002
 McGaffigan, Andy (P)—1990-91
 McGilberry, Randy (P)—1977-78
 McGinnis, Russ (C)—1995
 McRae, Brian (OF)—1990-94
 McRae, Hal (OF-DH)—1973-87
 McReynolds, Kevin (OF)—1992-93
 McWilliams, Larry (P)—1989-90
 Meacham, Rusty (P)—1992-95
 Meadows, Brian (P)—2000-01
 Melvin, Bob (C)—1992
 Mercedes, Henry (C)—1995-96
 Milacki, Bob (P)—1994
 Miller, Keith (INF)—1992-95
 Mingori, Steve (P)—1973-79
 Moeller, Dennis (P)—1992
 Monteagudo, Aurelio (P)—1970
 Montgomery, Jeff (P)—1988-99
 Montgomery, Monty (P)—1971-72
 Moore, Bobby (OF)—1991
 Morehead, Dave (P)—1969-70
 Moreno, Omar (OF)—1985
 Moreno, Orber (P)—1999
 Morman, Alvin (P)—1999
 Morman, Russ (OF)—1990-91
 Morris, Hal (OF)—1998
 Mota, Jose (INF)—1995
 Motley, Darryl (OF)—1981, 83-86
 Mullen, Scott (P)—2000-03
 Mulliniks, Rance (INF)—1980-81
 Murphy, Tom (P)—1972
 Murray, Dan (P)—1999-00
 Myers, Roderick (OF)—1996-97

N

Nelson, Dave (INF)—1976-77
 Nelson, Roger (P)—69-72, 1976
 Nettles, Jim (INF)—1979
 Norman, Les (OF)—1995-96
 Northey, Scott (OF-INF)—1969
 Nunnally, Jon (OF)—1995-97

O

Obermueller, Wes (P)—2002
 Offerman, Jose (INF)—1996-98
 Oliver, Bob (OF-INF)—1969-72
 Olson, Gregg (P)—1995, 1997
 O'Riley, Don (P)—1969-70
 Ordaz, Luis (INF)—2000-02
 Orta, Jorge (OF)—1984-87
 Ortenzio, Frank (INF)—1973
 Ortiz, Hector (C)—1998, 2000-01
 Otis, Amos (OF)—1970-83
 Owen, Dave (INF)—1988
 Owen, Larry (C)—1987-88

P

Paepke, Dennis (C)—1969, 1971-72, '74
 Palacios, Rey (C)—1988-90
 Palmer, Dean (INF)—1997-98
 Paquette, Craig (INF)—1996-97
 Paschall, Bill (P)—1978-79, 1981



Pastornicky, Cliff (INF)—1983
 Patek, Fred (INF)—1971-79
 Patterson, Jarrod (INF)—2003
 Patten, Marty (P)—1974-80
 Pecota, Bill (INF)—1986-91
 Pedre, George (C)—1991
 Pellow, Kit (INF)—2002
 Pendleton, Terry (INF)—1998
 Perez, Melido (P)—1987
 Perez, Mike (P)—1997
 Perez, Neifi (INF)—2001-02
 Perry, Chan (INF)—2002
 Perry, Gaylord (P)—1983
 Perry, Gerald (INF-DH)—1990
 Phelps, Ken (INF)—1980-81
 Pichardo, Hipolito (P)—1992-98
 Pierce, Ed (P)—1992
 Piniella, Lou (OF)—1969-73
 Pinson, Vada (OF)—1974-75
 Pisciotta, Marc (P)—1999
 Pittsley, Jim (P)—1995, 1997-99
 Poquette, Tom (OF)—1973, '76-79, '82
 Porter, Darrell (C)—1977-80
 Pose, Scott (OF)—1999-00
 Power, Ted (P)—1988
 Prince, Tom (C)—2003
 Pryor, Greg (INF)—1982-86
 Pugh, Tim (P)—1996
 Puhl, Terry (OF)—1991
 Pujols, Luis (C)—1984
 Pulliam, Harvey (OF)—1991-93

Q

Quinn, Mark (OF)—1999-02
 Quirk, Jamie (C)—1975-76, '78-82, '85-88
 Quisenberry, Dan (P)—1979-88

R

Rakers, Jason (P)—2000
 Randa, Joe (INF)—1995-96, 1999-03
 Rapp, Pat (P)—1998
 Rasmussen, Dennis (P)—1992-93, 1995
 Rasmussen, Eric (P)—1983
 Ray, Ken (P)—1999
 Raziano, Barry (P)—1973
 Reboulet, Jeff (INF)—2000
 Reed, Rick (P)—1992-93
 Reichardt, Rick (OF)—1973-74
 Reichert, Dan (P)—1999-02
 Rekar, Bryan (P)—2002
 Relaford, Desi (INF)—2003
 Renko, Steve (P)—1983
 Rico, Fred (OF)—1969
 Rigby, Brad (P)—1999-00
 Rios, Danny (P)—1998
 Rios, Juan (INF)—1969
 Rivera, Bombo (OF)—1982
 Rivera, Luis (INF)—1998
 Roberts, Bip (INF)—1996-97
 Roberts, Leon (OF)—1983-84
 Robinson, Ken (P)—1996
 Rodriguez, Ed (P)—1979
 Rodriguez, Ellie (C)—1969-70
 Rojas, Cookie (INF)—1970-77
 Rooker, Jim (P)—1969-72
 Rosado, Jose (P)—1996-00
 Rossy, Rico (INF)—1992-93
 Rusch, Glendon (P)—1997-99
 Ryal, Mark (OF)—1982

S

Saberhagen, Bret (P)—1984-91
 Sadecki, Ray (P)—1975-76
 Sadler, Donnie (OF-INF)—2001-02
 Salazar, Angel (INF)—1986-87
 Sampen, Bill (P)—1992-93
 Samuel, Juan (INF)—1992, 1995
 Sanchez, Israel (P)—1988, 1990
 Sanchez, Orlando (C)—1984
 Sanchez, Rey (SS)—1999-01
 Sanders, Ken (P)—1976
 Santiago, Jose (P)—1997-01
 Santovonia, Nelson (C)—1993
 Sauveteur, Rich (P)—1992
 Savage, Ted (OF)—1971
 Sedlacek, Shawn (P)—2002
 Scanlan, Bob (P)—1996
 Scarson, Steve (INF)—1999
 Schaal, Paul (INF)—1969-74
 Schattinger, Jeff (P)—1981
 Schatzeder, Dan (P)—1991
 Scheinblum, Richie (OF)—1972, 1974
 Schulz, Jeff (OF)—1989-90
 Scott, George (INF)—1979
 Scott, Rodney (INF)—1975
 Scranton, Jim (INF)—1984-85
 Seitzer, Kevin (INF-OF)—1986-91
 Service, Scott (P)—1997-99
 Severson, Rich (INF)—1970-71
 Sheridan, Pat (OF)—1981-85
 Shields, Steve (P)—1986
 Shifflett, Steve (P)—1992
 Shirley, Bob (P)—1987
 Shouse, Brian (P)—2002
 Shumpert, Terry (INF)—1990-94
 Silverio, Luis (OF)—1978
 Simpson, Joe (OF)—1983
 Simpson, Wayne (P)—1973
 Slaughter, Don (C)—1982-84
 Smith, Daryl (P)—1990
 Smith, Lonnie (OF)—1985-87
 Snyder, Kyle (P)—2003
 Solaita, Tony (INF)—1974-76
 Sorrell, Bill (INF)—1970
 Spehr, Tim (C)—1991, 1997-99
 Splitteroff, Paul (P)—1970-84
 Spoljaric, Paul (P)—2000

Spradlin, Jerry (P)—2000
 Spriggs, George (OF)—1969-70
 Stein, Blake (P)—1999-02
 Stewart, Andy (C)—1997
 Stillwell, Kurt (INF)—1988-91
 Stinson, Bob (C)—1975-76
 Stoddard, Bob (P)—1987
 Stottliemyre, Jr., Mel (P)—1990
 Stynes, Chris (INF)—1995-96
 Sundberg, Jim (C)—1985-86
 Suppan, Jeff (P)—1998-02
 Sutton, Larry (INF)—1997-99
 Suzuki, Mac (P)—1999-02
 Sweeney, Mike (C-1B)—1995-03

T

Tabler, Pat (OF)—1988-90
 Tartabull, Danny (OF)—1987-91
 Taylor, Bob (C)—1969-70
 Taylor, Carl (OF)—1971-73
 Taylor, Dwight (OF)—1986
 Terrell, Jerry (INF)—1978-80
 Throop, George (P)—1975, 1977-79
 Thurman, Gary (OF)—1987-92
 Torres, Dilson (P)—1995
 Torres, Rusty (OF)—1980
 Tucker, Michael (OF)—1995-96, 2002-03
 Tufts, Bob (P)—1982-83
 Turner, Chris (C)—1998
 Twitty, Jeff (P)—1980

V

Valdespino, Sandy (OF)—1971
 Valera, Julio (P)—1996
 Veres, Randy (P)—1997
 Vitiello, Joe (INF)—1995-99
 Voyles, Brad (P)—2001-03

W

Wagner, Hector (P)—1990-91
 Walker, Jamie (P)—1997-98
 Wallace, Derek (P)—1999
 Walrond, Les (P)—2003
 Washington, U.L. (INF)—1977-84



The 1970 Royals coaching staff included: Top (L-R) Manager Bob Lemon, Joe Schultz, Bottom (L-R) Harry Dunlop, Manager Charlie Metro, Dan Carnevale. Lemon took over for Metro as manager after a 19-33 start.



- Wathan, Dusty (C)—2002
- Wathan, John (C-INF)—1976-85
- Wellman, Brad (INF)—1988-89
- Wengert, Don (P)—1999
- Werth, Dennis (C-INF)—1982
- Whisenant, Matt (P)—1997-99
- White, Frank (INF)—1973-90
- White, Rondell (OF)—2003
- Wickersham, Dave (P)—1969
- Wilkinson, Curtis (INF)—1992-93
- Williams, Mike (P)—1997
- Williams, Mitch (P)—1997
- Wills, Frank (P)—1983-84
- Wilson, Craig (INF)—1993
- Wilson, Kris (P)—2000-02
- Wilson, Willie (OF)—1976-90
- Winters, Matt (OF)—1989
- Witasick, Jay (P)—1999-00
- Wohlford, Jim (OF)—1972-76
- Wright, Jamey (P)—2003
- Wright, Jim (P)—1981-82
- Wright, Ken (P)—1970-73

Y

- York, Jim (P)—1970-71
- Young, Curt (P)—1992
- Young, Ernie (OF)—1998
- Young, Kevin (INF)—1996

Z

- Zachary, Chris (P)—1969
- Zaun, Gregg (C)—2000-01
- Zdeb, Joe (OF)—1977-79
- Zuvela, Paul (INF)—1991

Managers

- Boone, Bob—1995-97
- Ferraro, Mike—1986 (interim)
- Frey, Jim—1980-81
- Gardner, Billy—1987
- Gordon, Joe—1969
- Herzog, Whitey—1975-79
- Howser, Dick—1981-87
- Lemon, Bob—1970-72
- McKeon, Jack—1973-75
- McRae, Hal—1991-94



Manager Whitey Herzog and Royals Hall of Famer Hal McRae led the Royals to 3 straight postseason appearances from 1976-78.

- Metro, Charlie—1970
- Mizerock, John—2002 (interim)
- Muser, Tony—1997-02
- Pena, Tony—2002-03
- Schaefer, Bob—1991 (interim)
- Wathan, John—1987-91

Coaches

- Bedell, Howie—1984
- Blaylock, Gary—1984-87
- Boros, Steve—1975-79, 1993-94
- Boyer, Cloyd—1982-83
- Burgmeier, Tom—1991, 1998-00
- Carnevale, Dan—1970
- Cisco, Galen—1971-79
- Colavito, Rocky—1982-83
- Connors, Billy—1980-81

- Cox, Jeff—1995*
- Cumberland, John—2002-03
- Dauer, Rich—1997-02
- Dobson, Pat—1991
- Dunlop, Harry—1969-75
- Ezell, Glenn—1989-94
- Ferraro, Mike—1984-86
- Foli, Tim—1996
- Friend, Owen—1969
- Funk, Frank—1988-90
- Gamboa, Tom—2001-03
- Garrett, Adrian—1988-92
- Hansen, Guy—1991-93, '96-97
- Harder, Mel—1969
- Hiller, Chuck—1976-79
- Johnson, Lamar—1999-02
- Jones, Joe—1987, 1992
- Jones, Lynn—1991-92
- Kison, Bruce—1992-98
- Lau, Charley—1971-78
- Lemon, Bob—1970
- Lum, Mike—1988-89
- Luzinski, Greg—1995-97
- MacKenzie, Gordy—1980-81
- Martinez, Jose—1980-87
- Mauch, Gene—1995
- May, Lee—1984-86, 1992-94
- Mayberry, John—1989-90
- McRae, Hal—1987
- Mizerock, John—2002-03
- Napoleon, Ed—1987-88
- Nipper, Al—2001-02
- Nossek, Joe—1982-83
- Page, Mitchell—1995-97
- Pentland, Jeff—2003
- Poquette, Tom—1997-98
- Quirk, Jamie—1994-01
- Schaefer, Bob—1988-91, 2002-03
- Schaffer, Jim—1980-88
- Schultz, Joe—1970
- Silverio, Luis—2003
- Strickland, George—1970-72
- Strom, Brent—2000-01
- Sullivan, John—1979
- Wathan, John—1986
- White, Frank—1997-01
- White, Jo Jo—1969
- Wiley, Mark—1999

Royals At The All-Star Break

Year	Record	Pos.	GB	Year	Record	Pos.	GB
1969	41-55	6th	18.5	1987	46-41	T2nd	2
1970	33-52	4th	22.5	1988	46-41	3rd	7.5
1971	43-41	2nd	11.5	1989	49-37	3rd	3.5
1972	44-45	4th	11	1990	36-45	7th	15.5
1973	55-46	2nd	2.5	1991	34-44	7th	9.5
1974	47-47	3rd	7	1992	37-50	5th	16.0
1975	47-41	2nd	8.5	1993	44-42	2nd	1.0
1976	51-31	1st	+7	1994	45-42	3rd	7.5
1977	51-38	2nd	2.5	1995	33-32	2nd	12.0
1978	44-40	2nd	1	1996	38-50	5th	14.5
1979	44-47	4th	1	1997	36-46	4th	9.0
1980	47-33	1st	+8.5	1998	38-48	3rd	12.5
1981	20-30	5th	12	1999	35-52	4th	21.0
1982	47-37	2nd	1	2000	39-46	3rd	15.0
1983	37-36	4th	4.5	2001	34-50	5th	18.0
1984	39-44	5th	4	2002	33-52	4th	15.0
1985	44-42	3rd	7.5	2003	51-41	1st	+7.0
1986	40-48	4th	8.5				

NOTE: Bold Face denotes Western Division Championship years.

Opening Day Lineups

1969

Piniella CF
Adair 2B
Kirkpatrick LF
Foy 3B
Harrison 1B
Oliver RF
Rodriguez C
Hernandez SS
Bunker P

1970

Kelly RF
Fiore 1B
Otis CF
Oliver 3B
Piniella LF
Alcaraz 2B
Hernandez SS
Rodriguez C
Bunker P

1971

Patek SS
Keough RF
Otis CF
Piniella LF
Oliver 1B
Rojas 2B
Schaal 3B
Martinez C
Drago P

1972

Hovley CF
Schaal 3B
Rojas 2B
Piniella LF
Mayberry 1B
Oliver RF
May C
Floyd SS
Drago P

1973

Patek SS
Rojas 2B
Otis CF
Mayberry 1B
McRae LF
Kirkpatrick DH
Piniella RF
Schaal 3B
May C
Busby P

1974

Patek SS
Wohlford LF
Pinson RF
Mayberry 1B
Otis CF
Rojas 2B
McRae DH
Schaal 3B
Healy C
Spitttorff P

1975

Patek SS
Otis CF
Mayberry 1B
McRae RF
Killebrew DH
Brett 3B
Pinson LF
Rojas 2B
Healy C
Busby P

1976

Nelson DH
Otis CF
Brett 3B
Mayberry 1B
McRae LF
Cowens RF
Healy C
Patek SS
White 2B
Spitttorff P

1977

Brett 3B
McRae DH
Otis CF
Mayberry 1B
Cowens RF
Zdeb LF
Martinez C
Patek SS
White 2B
Spitttorff P

1978

Wilson LF
McRae DH
Brett 3B
Cowens RF
Hurdle 1B
Otis CF
Porter C
Patek SS
White 2B
Leonard P

1979

Brett 3B
White 2B
Otis CF
Cowens RF
McRae DH
Porter C
Wathan 1B
Hurdle LF
Patek SS
Leonard P

1980

Wilson CF
McRae DH
Brett 3B
Aikens 1B
LaCock LF
Quirk C
Hurdle RF
White 2B
Washington SS
Leonard P

1981

Wilson CF
McRae DH
Brett 3B
Aikens 1B
Otis LF
Hurdle RF
Wathan C
Washington SS
White 2B
Gura P

1982

Wilson LF
Wathan C
Brett 3B
Aikens 1B
Otis CF
McRae DH
Martin RF
White 2B
Washington SS
Leonard P

1983

Wilson LF
Washington SS
Brett 3B
Otis CF
McRae DH
Aikens 1B
White 2B
Martin RF
Wathan C
Gura P

1984

Concepcion SS
Davis LF
White 2B
McRae DH
Balboni 1B
Motley RF
Slaughter C
Sheridan CF
Pryor 3B
Black P

1985

Wilson CF
Sheridan RF
Brett 3B
Orta DH
Balboni 1B
Motley LF
White 2B
Sundberg C
Concepcion SS
Black P

1986

Smith LF
Wilson CF
Brett 3B
McRae DH
White 2B
Balboni 1B
Motley RF
Sundberg C
Salazar SS
Black P

1987

Wilson CF
Seitzer 1B
Tartabull RF
Brett 3B
White 2B
Jackson, B. LF
Balboni DH
Hearn C
Biancalana SS
Jackson, D. P

1988

Wilson CF
Seitzer 3B
Brett DH
Tartabull RF
White 2B
Balboni 1B
Jackson LF
Macfarlane C
Stillwell SS
Saberhagen P

1989

Wilson CF
Seitzer 3B
Brett 1B
Tartabull RF
Tabler DH
Jackson LF
Boone C
White 2B
Stillwell SS
Gubicza P

1990

Perry DH
Seitzer 3B
Brett 1B
Jackson LF
Tartabull RF
Eisenreich CF
Stillwell SS
White 2B
Boone C
Saberhagen P

1991

McRae CF
Seitzer 3B
Brett 1B
Tartabull DH
Gibson RF
Macfarlane C
Stillwell SS
Thuman LF
Shumpert 2B
Saberhagen P

1992

McRae CF
Jefferies 3B
Joyner 1B
McReynolds RF
Brett DH
Macfarlane C
Miller LF
Howard SS
Shumpert 2B
Appier P

1993

Miller 3B
Joyner 1B
Brett DH
Jose RF
Mayne C
McReynolds LF
McRae CF
Lind 2B
Gagne SS
Appier P

1994

Coleman LF
McRae CF
Joyner 1B
Macfarlane C
Gaetti 3B
Hamelin DH
Henderson RF
Gagne SS
Lind 2B
Appier P

1995

Tucker LF
Goodwin CF
Joyner 1B
Hamelin DH
Jose RF
Gaetti 3B
Gagne SS
Mayne C
Lind 2B
Appier P

1996

Roberts 2B
Goodwin LF
Damon CF
Tucker RF
Lockhart 3B
Hamelin 1B
Vitiello DH
Macfarlane C
Offerman SS
Appier P

1997

Offerman 2B
Goodwin CF
Roberts LF
King 1B
Bell LF
Vitiello DH
Dye SS
Paquette 3B
Spehr C
Appier P

1998

Damon CF
Offerman 2B
Morris LF
King 1B
Pendleton DH
Palmer 3B
Sutton RF
Sweeney C
Martinez SS
Belcher P

1999

Beltran CF
Randa 3B
Damon LF
King 1B
Sutton DH
Dye RF
Kreuter C
Sanchez SS
Febles 2B
Appier P

2000

Damon LF
Febles 2B
Beltran CF
Dye RF
Sweeney 1B
Randa 3B
Quinn DH
Johnson C
Sanchez SS
Suppan P

2001

Febles 2B
Beltran CF
Sweeney 1B
Dye RF
Randa 3B
Quinn DH
Brown LF
Ortiz C
Sanchez SS
Suppan P

2002

Knoblauch LF
Perez CF
Sweeney SS
Beltran CF
Sweeney 1B
Tucker RF
Randa 3B
Ibanez DH
Mayne C
Febles 2B
Suppan P

2003

Tucker CF
Randa 3B
Sweeney 1B
Ibanez LF
Berger RF
Harvey DH
Berroa SS
Mayne C
Febles 2B
Hernandez P

Royals All-Time Trades



Date	Team	Players Obtained	Players Traded
12-12-68	Angels	Ed Kirkpatrick, Dennis Paepke	Hoyt Wilhelm
12-16-68	Astros	Buck Martinez, Tommy Smith, Mike Sinnerud	John Jones
04-01-69	Pilots	Lou Piniella	Steve Whitaker, John Gelnar
12-03-69	Mets	Amos Otis, Bob Johnson	Joe Foy
05-29-70	Red Sox	Tommy Matchick	Mike Fiore
06-13-70	Cardinals	Cookie Rojas	Fred Rico
06-15-70	Orioles	Bob Floyd	Moe Drabowsky
07-01-70	Cardinals	Ted Abernathy	Chris Zachary
10-13-70	White Sox	Gail Hopkins, John Matias	Pat Kelly, Don O'Riley
10-19-70	Giants	Bob Garibaldi	Fran Healy
12-02-70	Pirates	Fred Patek, Jerry May, Bruce Dal Canton	Bob Johnson, Jack Hernandez Jimmy Campanis
02-02-71	Brewers	Carl Taylor	Ellie Rodriguez
05-11-71	Brewers	Ted Savage	Tommy Matchick
12-02-71	Astros	John Mayberry, Dave Grangaard	Lance Clemons, Jim York
05-05-72	Angels	Tom Murphy	Bob Oliver
10-25-72	Pirates	Gene Garber	Jim Rooker
11-02-72	Indians	Kurt Bevacqua	Mike Hedlund
12-02-72	Reds	Hal McRae, Wayne Simpson	Roger Nelson, Richie Scheinblum
02-01-73	White Sox	Jim Lyttle	Joe Keough
04-02-73	Giants	Fran Healy	Greg Minton
06-09-73	Indians	Steve Mingori	Mike Jackson
10-24-73	Red Sox	Marty Pattin	Dick Drago
12-05-73	Pirates	Nelson Briles, Fernando Gonzalez	Ed Kirkpatrick, Kurt Bevacqua, Winston Cole
12-07-73	Yankees	Lindy McDaniel	Lou Piniella, Ken Wright
02-23-74	Angels	Vada Pinson	Barry Raziano
04-30-74	Angels	Richie Scheinblum	Paul Schaal
06-30-75	Braves	Ray Sadecki	Bruce Dal Canton, Norm Angelini, Al Autry
11-12-75	Rangers	Dave Nelson	Nelson Briles
05-16-76	Yankees	Larry Gura	Fran Healy
12-06-76	Brewers	Jim Colborn, Darrell Porter	Jamie Quirk, Jim Wohlford, Bob McClure
12-09-77	Cardinals	Al Hrabosky	Mark Littell, Buck Martinez
06-01-78	Mariners	Steve Braun	Jim Colborn
08-03-78	Brewers	Jamie Quirk	Gerry Aho
04-03-79	Phillies	Todd Cruz	Doug Bird
06-13-79	Red Sox	George Scott	Tom Poquette
12-06-79	Angels	Willie Aikens, Rance Mulliniks	Todd Cruz, Al Cowens, Craig Eaton
01-21-81	Reds	Cesar Geronimo	German Barranca
03-31-81	Mets	Juan Berenguer	Marvell Wynne, John Skinner
12-11-81	Giants	Jerry Martin	Rich Gale, Bill Laskey
12-11-81	Reds	Scott Brown	Clint Hurdle
01-19-82	Expos	Grant Jackson	Ken Phelps
03-02-82	Mariners	Buddy Black	Manny Castillo
03-24-82	White Sox	Greg Pryor	Jeff Schattinger
03-25-82	Blue Jays	Phillip Huffman	Rance Mulliniks
03-30-82	Giants	Vida Blue, Bob Tufts	Atlee Hammaker, Renie Martin Brad Wellman, Craig Chamberlain
02-04-83	Blue Jays	Leon Roberts	Cecil Fielder
06-07-83	Reds	Charlie Leibrandt	Bob Tufts
12-08-83	Yankees	Steve Balboni, Roger Erickson	Mike Armstrong, Duane Dewey
12-09-83	Dodgers	Joe Beckwith	John Serritella, Joe Szekely, Jose Torres
12-19-83	Blue Jays	Jorge Orta	Willie Aikens
01-07-85	Expos	Mike Kinnunen, Ken Baker	U.L. Washington
01-18-85	Brewers	Jim Sundberg	%Don Slaught, #Frank Wills
05-17-85	Cardinals	Lonnie Smith	John Morris
04-01-86	Mets	Angel Salazar	Tony Ferreira
05-21-86	Mariners	Terry Bell	Mark Huisman
09-23-86	Braves	Steve Shields	Darryl Motley
12-10-86	Mariners	Danny Tartabull, Rick Luecken	Scott Bankhead, Mike Kingery, Steve Shields
12-17-86	Orioles	Juan Beniquez	Jimmy Daniel, Joe Jarrell

% Slaught traded to Texas

Wills traded to New York Mets



Date	Team	Players Obtained	Players Traded
03-27-87	Mets	Rick Anderson, Ed Hearn, Mauro Gozzo	David Cone, Chris Jelic
03-30-87	Cubs	Thad Bosley, Dave Gumpert	Jim Sundberg
07-14-87	Blue Jays	Luis Aquino	Juan Beniquez
08-30-87	Braves	Gene Garber	Terry Bell
11-06-87	Reds	Ted Power, Kurt Stillwell	Danny Jackson, Angel Salazar
12-10-87	White Sox	Floyd Bannister Dave Cochrane	John Davis, Greg Hibbard, Chuck Mount, Melido Perez
02-13-88	Reds	Jeff Montgomery	Van Snider
06-03-88	Indians	Pat Tabler	Buddy Black
08-31-88	Tigers	Mark Lee, Rey Palacios	Ted Power
06-09-89	Mets	Terry Leach	Aguedo Vasquez
09-02-89	Phillies	Larry McWilliams	Jeff Hulse
12-15-89	Braves	Gerald Perry, Jim LeMasters	Charlie Leibbrandt, Rick Luecken
03-31-90	Phillies	Steve Jeltz	Jose DeJesus
04-02-90	Tigers	Greg Everson	Jerry Don Gleaton
08-31-90	Mets	Archie Corbin	Pat Tabler
05-04-91	Pirates	Carmelo Martinez	Victor Cole
07-11-91	Reds	Todd Benzinger	Carmelo Martinez
12-11-91	Dodgers	Chris Gwynn, Domingo Mota	Todd Benzinger
12-11-91	Mets	Gregg Jefferies, Keith Miller Kevin McReynolds	Bret Saberhagen, Bill Pecota
12-11-91	Orioles	Bob Melvin	Storm Davis
03-10-92	Pirates	Neal Heaton	Kirk Gibson
07-21-92	Braves	Juan Berenguer	Mark Davis
08-29-92	Expos	Chris Haney, Bill Sampen	Sean Berry, Archie Corbin
11-19-92	Pirates	Jose Lind	Dennis Moeller, Joel Johnston
12-09-92	Expos	Mark Gardner, Doug Platt	Tim Spehr, Jeff Shaw
02-12-93	Cardinals	Felix Jose, Craig Wilson	Gregg Jefferies, Ed Gerald
04-26-93	Brewers	Cash	Mike Boddicker
07-30-93	Yankees	John Habyan	@Karl Rhodes
07-31-93	Pirates	Stan Belinda	Dan Miceli, Jon Leiber
01-05-94	Mets	Vince Coleman	Kevin McReynolds
12-13-94	Red Sox	Player to be Named	Terry Shumpert
04-05-95	Cubs	Derek Wallace, Geno Morones	Brian McRae
04-06-95	Blue Jays	Chris Stynes, David Sinnes Anthony Medrano	David Cone
04-22-95	Giants	Brent Cookson	Enrique Burgos
07-08-95	Mariners	Dave Fleming	Bob Milacki
07-21-95	Mets	Jason Jacome	Derek Wallace, Player to be named later
08-12-95	Astros	Rick Huisman	Pat Borders
08-14-95	Red Sox	Wes Chamberlain	Chris James
08-15-95	Mariners	Jim Converse	Vince Coleman
09-08-95	Tigers	Juan Samuel	Phil Hiatt
12-17-95	Dodgers	Jose Offerman	Billy Brewer
12-21-95	Padres	Bip Roberts, Bryan Wolff	Wally Joyner, Aaron Dolarque
10-28-96	Angels	Chili Davis	Mark Gubicza, Mike Bovee
11-27-96	Giants	Jamie Brewington	Ramon Martinez
12-13-96	Pirates	Jay Bell, Jeff King	Joe Randa, Jeff Granger, Jeff Wallace, Jeff Martin
01-28-97	Expos	Yamil Benitez	Melvin Bunch
03-27-97	Braves	Jermaine Dye, Jamie Walker	Michael Tucker, Keith Lockhart
07-15-97	Reds	Hector Carrasco, Scott Service	Jon Nunnally, Chris Stynes
07-26-97	Rangers	Dean Palmer	Tom Goodwin
07-29-97	Marlins	Matt Whisenant	Matt Treanor
08-31-97	Indians	Roland de la Maza	Bip Roberts
11-20-97	Marlins	Jeff Conine	Blaine Mull
04-08-98	Athletics	Shane Mack, Greg Hansell	Mike MacFarlane
06-27-98	Pirates	Jermaine Allensworth	Manuel Bernal
09-3-98	Diamondbacks	Jeff Suppan	Jermaine Allensworth
12-10-98	Mets	Joe Randa	Juan LeBron
03-22-99	Mets	Jonathan Guzman	Shane Halter
03-30-99	Athletics	Jay Witasick	Scott Chasson
04-02-99	Orioles	Chris Fussell	Jeff Conine
07-31-99	Athletics	Blake Stein, Brad Rigby, Jeff D'Amico	Kevin Appier
08-13-99	Mets	Derek Wallace	Jeremy Jackson
09-14-99	Mets	Dan Murray	Glendon Rusch
12-12-99	Orioles	Jeff Reboulet	Ray Brown
12-13-99	Giants	Jerry Spradlin	Ken Ray
12-15-99	Marlins	Todd Dunwoody	Sean McNally

@ Rhodes traded to Chicago Cubs



Date	Team	Players Obtained	Players Traded
02-18-00	Athletics	Brett Laxton	Jeremy Giambi
03-7-00	Tigers	Gregg Zaun	Cash Considerations
04-25-00	Expos	Miguel Batista	Brad Rigby
07-31-00	Padres	Brian Meadows	Jay Witasick
01-8-01	Devil Rays	Roberto Hernandez A.J. Hinch, Angel Berroa	^Johnny Damon Mark Ellis
03-30-01	Mets	Endy Chavez	Michael Curry
05-22-01	Athletics	Sal Fasano	Cash Considerations
06-5-01	Phillies	Paul Byrd	Jose Santiago
06-20-01	Reds	Donnie Sadler	Cary Ammons
06-24-01	Rockies	Brent Mayne	Mac Suzuki, Sal Fasano
07-25-01	Rockies	Neifi Perez	\$Jermaine Dye
07-31-01	Braves	Brad Voyles, Alejandro Machado	Rey Sanchez
12-19-01	Cubs	Michael Tucker	Shawn Sonnier
03-06-03	Reds	Alan Moya, Damaso Espino	Jeff Austin, Brian Shackelford
07-02-03	Brewers	Curtis Leskanic	Wes Obermueller, Alejandro Machado
07-28-03	Mets	Graeme Lloyd	Jeremy Hill
07-31-03	Devil Rays	Al Levine	Cash
08-25-03	Indians	Brian Anderson	Trey Dyson, Kieran Mattison
08-26-03	Padres	Rondell White	Chris Tierney, Brian Sanches

^ Damon traded to Oakland Athletics

\$ Dye traded to Oakland Athletics

Royals Last Trade With...

Trades	Team	Last Trade	Players Obtained	Players Traded
6	Anaheim	10-28-96	Chili Davis	Mark Gubicza, Mike Bovee
3	Astros	08-12-95	Rick Huisman	Pat Borders
5	Athletics	05-22-01	Sal Fasano	Cash Considerations
5	Blue Jays	04-06-95	Chris Stynes, David Sinnes Anthony Medrano	David Cone
7	Braves	07-31-01	Brad Voyles, Alejandro Machado	Rey Sanchez
7	Brewers	07-02-03	Curtis Leskanic	Wes Obermueller, Alejandro Machado
5	Cardinals	02-12-93	Felix Jose, Craig Wilson	Gregg Jefferies, Ed Gerald
3	Cubs	12-19-01	Michael Tucker	Shawn Sonnier
1	Diamondbacks	09-03-98	Jeff Suppan	Jermaine Allensworth
2	Devil Rays	07-31-03	Al Levine	Cash
3	Dodgers	12-17-95	Jose Offerman	Billy Brewer
6	Expos	04-25-00	Miguel Batista	Brad Rigby
7	Giants	12-13-99	Jerry Spradlin	Ken Ray
5	Indians	08-25-03	Brian Anderson	Trey Dyson, Kieran Mattison
6	Mariners	08-15-95	Jim Converse	Vince Coleman
3	Marlins	12-15-99	Todd Dunwoody	Sean McNally
15	Mets	07-28-03	Graeme Lloyd	Jeremy Hill
5	Orioles	12-12-99	Jeff Reboulet	Ray Brown
3	Padres	08-26-03	Rondell White	Chris Tierney, Brian Sanches
4	Phillies	06-05-01	Paul Byrd	Jose Santiago
1	Pilots	04-01-69	Lou Piniella	Steve Whitaker, John Gelnar
9	Pirates	06-27-98	Jermaine Allensworth	Manuel Bernal
2	Rangers	07-26-97	Dean Palmer	Tom Goodwin
5	Red Sox	08-14-95	Wes Chamberlain	Chris James
9	Reds	03-06-03	Alan Moya, Damaso Espino	Jeff Austin, Brian Shackelford
2	Rockies	07-25-01	Neifi Perez	Jermaine Dye
4	Tigers	03-07-00	Gregg Zaun	Cash considerations
0	Twins	-	None	None
4	White Sox	12-10-87	Floyd Bannister, Dave Cochrane	John Davis, Greg Hibbard, Chuck Mount, Melido Perez
4	Yankees	07-30-93	John Habyan	Karl Rhodes

Royals Award Winners

Major League Player of the Year

- 1979 George Brett (Baseball Digest, Baseball Bulletin)
- 1980 George Brett (The Sporting News, AP, Sport, Baseball Magazine, Baseball Digest)

American League Player of the Year (MVP)

- 1976 George Brett (Baseball Bulletin)
- 1980 George Brett (BBWAA, The Sporting News, AP)

American League Pitcher of the Year

- 1989 Bret Saberhagen (The Sporting News)

All-Major League Team

- 1973 John Mayberry, 1B (UPI)
- 1975 George Brett, 3B (UPI); John Mayberry, 1B (UPI)
- 1976 George Brett, 3B (AP)
- 1978 Frank White, 2B (The Sporting News)
- 1980 George Brett, 3B (The Sporting News)
- 1982 Hal McRae, DH (AP)
- 1989 Bret Saberhagen, P (AP)
- 1993 Kevin Appier, P (Baseball America)

American League Team

- 1971 Cookie Rojas, 2B (The Sporting News)
- 1972 Richie Scheinblum, OF (The Sporting News)
- 1973 John Mayberry, 1B; Amos Otis, OF (The Sporting News)
- 1975 John Mayberry, 1B (The Sporting News)
- 1976 George Brett, 3B (The Sporting News, UPI, Baseball Bulletin); Dennis Leonard, P (UPI); Mark Littell, P (UPI)
- 1977 Hal McRae, DH (The Sporting News); George Brett, 3B (Baseball Bulletin, AP)
- 1979 George Brett, 3B (The Sporting News, AP, UPI); Darrell Porter, C (The Sporting News)
- 1980 George Brett, 3B (The Sporting News, UPI, Baseball Bulletin, Baseball Magazine); Hal McRae, DH (The Sporting News); Willie Wilson, OF (UPI)
- 1982 Hal McRae, DH (The Sporting News, UPI); Dan Quisenberry, P (UPI)
- 1983 Dan Quisenberry, P (UPI)
- 1988 George Brett, 1B (The Sporting News)
- 1989 Bret Saberhagen, P (The Sporting News, USA Today, UPI); Bo Jackson, OF (USA Today)
- 1994 David Cone, P (The Sporting News)

Cy Young Award

- 1985 Bret Saberhagen (23 of 28 first-place votes)
- 1989 Bret Saberhagen (27 of 28 first-place votes)
- 1994 David Cone (15 of 28 first-place votes)

American League Fireman of the Year

- 1980 Dan Quisenberry (Roloids, The Sporting News)
- 1982 Dan Quisenberry (Roloids, The Sporting News)
- 1983 Dan Quisenberry (Roloids, The Sporting News)
- 1984 Dan Quisenberry (Roloids, The Sporting News)
- 1985 Dan Quisenberry (Roloids, The Sporting News)
- 1993 Jeff Montgomery (Roloids)

American League Comeback Player of the Year

- 1987 Bret Saberhagen, P (The Sporting News, UPI)

American League Rookie of the Year

- 1969 Lou Piniella (BBWAA)
- 1989 Tom Gordon (Baseball Digest, USA TODAY)
- 1994 Bob Hamelin (BBWAA, The Sporting News, Baseball Digest)
- 1999 Carlos Beltran (BBWAA, The Sporting News, Baseball America, Baseball Digest)
- 2000 Mark Quinn (The Sporting News)
- 2003 Angel Berroa (BBWAA, Players Choice Awards)

American League Rookie Pitcher of the Year

- 1973 Steve Busby (The Sporting News)
- 1978 Rich Gale (The Sporting News)
- 1989 Tom Gordon (The Sporting News)
- 1990 Kevin Appier (The Sporting News)

All-Rookie Team

- 1969 Bill Butler, LHP (Topps); Lou Piniella, OF (Topps)
- 1974 George Brett, 3B (Baseball Digest)
- 1976 Tom Poquette, OF (Topps, Baseball Digest, Baseball Bulletin)
- 1978 Rich Gale, P (Baseball Digest, Baseball Bulletin); Clint Hurdle, OF (Baseball Digest, Baseball Bulletin); Willie Wilson, OF (Baseball Bulletin)
- 1987 Kevin Seitzer, 3B (Topps, Baseball Digest)
- 1988 Jeff Montgomery, P (Baseball Digest)
- 1989 Tom Gordon, P (Topps, Baseball Digest)
- 1990 Kevin Appier, P (Topps, Baseball Digest)
- 1991 David Howard, SS (Baseball Digest)
- 1992 Rusty Meacham, P (Baseball Digest)
- 1994 Bob Hamelin, DH (Baseball Digest) 1B (Topps)
- 1996 Jose Rosado, P (Baseball Digest), Joe Randa, 3B (Topps)
- 1999 Carlos Beltran, OF (Baseball Digest, Topps)
- 2003 Angel Berroa, SS (Topps)

Designated Hitter of the Year

- 1976 Hal McRae (Manchester Union Leader)
- 1980 Hal McRae (Manchester Union Leader)
- 1982 Hal McRae (Manchester Union Leader)

Major League Manager of the Year

- 1976 Whitey Herzog (UPI, Baseball Bulletin)

A.L. Manager of the Year

- 1976 Whitey Herzog (UPI, Baseball Bulletin)
- 2003 Tony Pena (BBWAA, Sports Illustrated, The Sporting News, USA Today Sports Weekly)

World Series Most Valuable Player

- 1985 Bret Saberhagen

ALCS Most Valuable Player

- 1980 Frank White
- 1985 George Brett

All-Star Game MVP

- 1989 Bo Jackson, OF

Executive of the Year

- 1971 Cedric Tallis (The Sporting News)
- 1976 Joe Burke (The Sporting News)
- 1985 John Schuerholz (The Sporting News)

Minor League Player of the Year

- 1988 Tom Gordon (Baseball America)
- 1995 Johnny Damon (Topps/NAPBL)
- 2003 Zack Greinke (Sporting News)

Miscellaneous Awards

- Joe Cronin Award**
George Brett (1980, 1992), Dan Quisenberry (1983)

- Fred Hutchinson Award**
George Brett (1980), Dennis Leonard (1986)

- Seagram's 7 Crown of Sports Award**
George Brett (1980), Dan Quisenberry (1983)

- Man of the Year (The Sporting News)**
George Brett (1980)

- Tony Conigliaro Award**
Jim Eisenreich (1991)

- Ted Williams' Museum Rookie of the Year Award**
Mark Quinn (2000)

- Rube Foster Award (Negro Leagues Baseball Museum)**
Allard Baird (2003)

- C.I Taylor Award (Negro Leagues Baseball Museum)**
Tony Pena (2003)

- Larry Doby Award (Negro Leagues Baseball Museum)**
Angel Berroa (2003)

- Organization of the Year**
Royals (1994-Baseball America, USA Today, Topps);
Royals (1995-Topps)

American League Player of the Month

July, 1975	John Mayberry
July, 1980	George Brett (co-winner)
Sept., 1981	Willie Wilson (co-winner)
May, 1982	Hal McRae
June, 1982	George Brett
April, 1983	George Brett
May, 1985	George Brett
July, 1985	George Brett
July, 1990	George Brett
June, 1997	Jeff King
July, 1999	Joe Randa
April, 2000	Jermaine Dye
July, 2000	Johnny Damon
July, 2001	Mike Sweeney

American League Pitcher of the Month

July, 1980	Larry Gura
Sept., 1981	Larry Gura (co-winner)
April, 1985	Charlie Leibrandt
July, 1985	Bret Saberhagen
Sept., 1985	Charlie Leibrandt
April, 1987	Bret Saberhagen
June, 1988	Mark Gubicza
June, 1989	Mark Gubicza
Aug., 1989	Bret Saberhagen
July, 1992	Kevin Appier
May, 1994	David Cone
June, 1995	Kevin Appier
July, 2003	Jose Lima

American League Rookie of the Month

July, 2003	Angel Berroa
------------	--------------

American League Player of the Week

May 5, 1974	Fran Healy
June 18, 1974	John Mayberry
June 25, 1974	Steve Busby
Aug. 13, 1974	Amos Otis
Sept. 4, 1974	Hal McRae
July 6, 1975	John Mayberry
Aug. 31, 1975	Dennis Leonard
May 10, 1976	George Brett
June 7, 1976	Hal McRae
May 9, 1977	Jim Colborn
Sept. 19, 1977	Al Cowens
July 23, 1978	Clint Hurdle
Sept. 17, 1978	Amos Otis
May 28, 1979	George Brett
Aug. 12, 1979	Hal McRae
Aug. 26, 1979	Willie Wilson
June 8, 1980	George Brett
July 20, 1980	George Brett
Aug. 17, 1980	George Brett
May 2, 1982	Hal McRae
April 24, 1983	George Brett
Sept. 18, 1983	Dan Quisenberry
July 30, 1984	Frank White
Sept. 17, 1984	Buddy Black
July 1-7, 1985	George Brett
July 8-14, 1985	Bret Saberhagen
July 8-14, 1985	Bret Saberhagen
Aug. 11-17, 1986	George Brett
July 27-Aug. 2, 1987	Kevin Seitzer
May 16-22, 1988	Kurt Stillwell
July 18-24, 1988	George Brett
April 17-23, 1989	Bo Jackson
Sept. 11-17, 1989	Bret Saberhagen
July 16-22, 1990	George Brett
June 9-16, 1991	Danny Tartabull
July 1-7, 1991	Danny Tartabull
Aug. 26-Sept. 1, 1991	Bret Saberhagen
May 10-17, 1992	Mark Gubicza
June 1-7, 1992	Jeff Montgomery

July 27-Aug. 2, 1992	Gregg Jefferies
Sept. 28-Oct. 4, 1992	George Brett
May 24-30, 1993	Wally Joyner
Sept. 13-19, 1993	Kevin Appier
Sept. 20-26, 1993	George Brett
April 11-17, 1994	Bob Hamelin
May 16-22, 1994	David Cone
July 11-17, 1994	Wally Joyner
May 29-June 4, 1995	Gary Gaetti
Sept. 22-28, 1997	Jeff King
April 12-19, 1998	Hal Morris
May 17-23, 1999	Jermaine Dye
June 7-13, 1999	Joe Randa
June 28-July 4, 1999	Mike Sweeney
April 24-30, 2000	Jermaine Dye
June 25-July 1, 2001	Mike Sweeney
Aug. 20-26, 2001	Carlos Beltran (co-winner)
May 20-26, 2002	Mike Sweeney
June 24-30, 2002	Mike Sweeney
July 15-21, 2002	Carlos Beltran (co-winner)
July 15-21, 2002	Raul Ibanez (co-winner)

Royals to Earn Multiple All-Star Game Selections

13	George Brett	1976-88
5	Amos Otis	1970-73, 1976
5	Frank White	1978-79, 1981-82, 1986
4	Cookie Rojas	1971-74
4	Mike Sweeney	2000-03
4	Hal McRae (Coach)	1975-76, 1982, 1992
3	Dan Quisenberry	1982-84
3	Dick Howser (Coach)	1982, 1985-86
3	Jeff Montgomery	1992-93, 1996
2	John Mayberry	1973-74
2	Steve Busby	1974-75
2	Fred Patek	1976, 1978
2	Darrell Porter	1978, 1980
2	Willie Wilson	1982-83
2	Mickey Cobb (Trainer)	1982, 1990
2	Mark Gubicza	1988-89
2	Bret Saberhagen	1987, 1990
2	Jose Rosado	1997, 1999

* Hal McRae was named to the All-Star team 3 times as a player and once as a coach (1992)



Royals All-Star Game Selections

1969	Elie Rodriguez (C-DNP)
1970	Amos Otis (OF)
1971	Cookie Rojas (2B)
	Amos Otis (OF)
1972	Bob Lemon (Coach)
	Amos Otis (OF-injured, DNP)
	Lou Piniella (OF)
	Cookie Rojas (2B)
	Richie Scheinblum (OF)
1973	John Mayberry (1B)
	Amos Otis (OF)*
	Cookie Rojas (2B)
1974	Steve Busby (P-DNP)
	John Mayberry (1B)
	Jack McKeon (Coach)
	Cookie Rojas (2B-DNP)
1975	Steve Busby (P)
	Hal McRae (OF)
1976	George Brett (3B)*



.....	54 Jim Dudley (Trainer)
..... Hal McRae (OF)
..... Amos Otis (OF)
..... Fred Patek (SS)
1977 George Brett (3B)*
1978 George Brett (3B)*
..... Whitey Herzog (Coach)
..... Fred Patek (SS)
..... Darrell Porter (C-DNP)
..... Frank White (2B)
1979 George Brett (3B)*
..... Frank White (2B)*
1980 George Brett (3B*-injured, DNP)
..... Larry Gura (P-DNP)
..... Darrell Porter (C)
1981 George Brett (3B)*
..... Jim Frey (Manager)
..... Frank White (2B)
1982 George Brett (3B)*
..... Mickey Cobb (Trainer)
..... Dick Howser (Coach)
..... Hal McRae (OF)
..... Dan Quisenberry (P)
..... Frank White (2B)
..... Willie Wilson (OF)
1983 George Brett (3B)*
..... Dan Quisenberry (P)
..... Willie Wilson (OF)
1984 George Brett (3B)*
..... Dan Quisenberry (P-DNP)
1985 George Brett (3B)*
..... Dick Howser (Coach)
1986 George Brett (3B*-injured, DNP)
..... Dick Howser (Manager)
..... Frank White (2B)
1987 George Brett (3B-injured, DNP)
..... Bret Saberhagen (P)*
..... Kevin Seitzer (3B)
1988 George Brett (1B)
..... Mark Gubicza (P)
..... Kurt Stillwell (SS)
1989 Bo Jackson (OF)*
..... Mark Gubicza (P)
1990 Bret Saberhagen (P)
..... Mickey Cobb (Trainer)
1991 Danny Tartabull (DH)*
1992 Jeff Montgomery (P)
..... Hal McRae (Coach)
1993 Jeff Montgomery (P)
1994 David Cone (P)

1995 Kevin Appier (P)
1996 Jeff Montgomery (P-DNP)
..... Bob Boone (Coach)
..... Nick Swartz (Trainer)
1997 Jose Rosado (P)
1998 Dean Palmer (3B)
1999 Jose Rosado (P)
2000 Jermaine Dye (OF)*
..... Mike Sweeney (1B)
2001 Mike Sweeney (1B)
..... Tony Muser (Coach)
2002 Mike Sweeney (1B)
2003 Mike Sweeney (1B)
..... Mike MacDougal (P)

*-Denotes start
Bold-Denotes A.L.'s Highest Vote-Getter

Les Milgram Royals Player of the Year

1971 Amos Otis, Fred Patek
1972 John Mayberry
1973 Amos Otis
1974 Hal McRae
1975 George Brett
1976 George Brett
1977 Al Cowens
1978 Amos Otis
1979 George Brett
1980 George Brett
1981 Willie Wilson
1982 Hal McRae
1983 Frank White
1984 Willie Wilson
1985 George Brett
1986 Frank White
1987 Danny Tartabull
1988 George Brett
1989 Jim Eisenreich
1990 George Brett
1991 Danny Tartabull
1992 George Brett
1993 Greg Gagne
1994 Bob Hamelin
1995 Gary Gaetti
1996 Tom Goodwin
1997 Jay Bell
1998 Dean Palmer
1999 Jermaine Dye
2000 Mike Sweeney
2001 Carlos Beltran
2002 Mike Sweeney
2003 Carlos Beltran

Bruce Rice Royals Pitcher of the Year

1971 Dick Drago
1972 Roger Nelson
1973 Paul Splittorff
1974 Steve Busby
1975 Dennis Leonard
1976 Mark Littell
1977 Dennis Leonard
1978 Larry Gura
1979 Dennis Leonard
1980 Dan Quisenberry
1981 Larry Gura
1982 Dan Quisenberry
1983 Dan Quisenberry
1984 Dan Quisenberry
1985 Bret Saberhagen
1986 Mark Gubicza
1987 Bret Saberhagen
1988 Mark Gubicza
1989 Bret Saberhagen
1990 Steve Farr
1991 Bret Saberhagen
1992 Kevin Appier
1993 Kevin Appier
1994 David Cone

Royals Gold Glove Winners

Eight Royals have combined for 17 Rawlings Gold Glove Awards, symbolic of fielding excellence. They are judged and selected as the best fielding players at their respective positions by the AL managers and coaches. Votes are tabulated for Rawlings by *The Sporting News*.

1971 Amos Otis, OF
1973 Amos Otis, OF
1974 Amos Otis, OF
1977 Al Cowens, OF
..... Frank White, 2B
1978 Frank White, 2B
1979 Frank White, 2B
1980 Frank White, 2B
..... Willie Wilson, OF
1981 Frank White, 2B
1982 Frank White, 2B
1985 George Brett, 3B
1986 Frank White, 2B
1987 Frank White, 2B
1989 Bob Boone, C
..... Bret Saberhagen, P
2000 Jermaine Dye, OF



1995	Kevin Appier
1996	Tim Lincecum
1997	Tim Lincecum
1998	Jeff Montgomery
1999	Jose Rosado
2000	Jeff Suppan
2001	Jeff Suppan
2002	Paul Byrd
2003	Darrell May

Royals 25th Anniversary Team

(as selected by the fans in 1993)

Steve Busby	Pitcher
Dennis Leonard	Pitcher
Paul Splittorff	Pitcher
Bret Saberhagen	Pitcher
Dan Quisenberry	Pitcher
Darrell Porter	Catcher
John Mayberry	First Base
Frank White	Second Base
George Brett	Third Base
Fred Patek	Shortstop
Willie Wilson	Outfield
Amos Otis	Outfield
Al Cowens	Outfield
Hal McRae	Designated Hitter
Dick Howser	Manager

Mister Baseball Award

Awarded to a person who has contributed greatly to further the cause of professional baseball in Kansas City.

1971	Ernie Mehl & Earl Smith
1972	Les Milgram
1973	Stuart Symington
1974	Bill Phillips
1975	Ewing Kauffman
1976	Muriel Kauffman
1977	Joe Burke
1978	The Royal Lancers
1979	Dr. Paul Meyer
1980	Kansas City Fans
1981	Denny Matthews
1982	Joe McGuff
1983	John McDermott
1985	John Schuerholz
1986	Dick Howser
1988	Avron Fogelman
1990	Ewing & Muriel Kauffman
1993	George Brett
1996	Frank White
1997	Buck O'Neil
1998	Art Stewart
1999	Harry Wiggins
2000	Herk Robinson

Alex George Royals Minor League Player of the Year

1986	Kevin Seitzer
1987	Gary Thurman
1988	Tom Gordon
1989	Harvey Pulliam
1990	Jeff Conine
1991	Doug Harris
1992	Danny Miceli
1993	Les Norman
1994	Sal Fasano (Player)
	Jim Pittsley/Mike Bovee (Pitcher)
1995	Johnny Damon (Player)
1996	Mike Sweeney (Player)
	Jose Rosado (Pitcher)
1997	Dermal Brown/Jeremy Giambi (Player)
	Dan Reichert (Pitcher)
1998	Carlos Beltran (Player)

1999	Mark Quinn (Player)
	Junior Guerrero (Pitcher)
2000	Chris George (Pitcher)
2001	Jimmy Gobble (Pitcher)
	Brandon Berger (Player)
2002	Ian Ferguson (Pitcher)
	David DeJesus (Player)
2003	Zack Greinke (Pitcher)
	Byron Gettis (Player)

Joe Burke Special Achievement Award

1971	Bob Lemon
1971	Brooks Robinson
1971	Cookie Rojas
1972	George Toma
1973	Steve Busby
1974	Hank Bauer
1978	John Kauffman
1980	Willie Wilson
1981	Frank White
1981	Bill Gorman
1982	John Wathan
1982	Frank White
1982	Willie Wilson
1983	Lee MacPhail
1984	Greg Pryor
1985	Charlie Leibrandt
1987	Kevin Seitzer
1988	Frank White
1989	Jeff Montgomery
1990	Kevin Appier
1991	Bill Pecota
1991	Steve Palermo
1992	Rusty Meacham
1993	Mike Macfarlane
1995	Keith Lockhart
1996	Jose Offerman
1997	Jeff Montgomery
1998	Scott Service
1999	Mike Sweeney
2000	Jermaine Dye
2002	Raul Ibanez
2003	Angel Berroa

Earl Smith Nostalgia Award

1971	Satchel Paige
1972	Casey Stengel
1973	Stan Musial
1974	Mickey Mantle
1975	Willie Mays
1976	Phil Rizzuto
1977	Roger Maris
1978	Enos Slaughter
1979	Hank Aaron
1980	Bob Gibson
1981	Rocky Colavito
1982	Joe Garagiola
1983	Lou Boudreau
1984	Ed Kirkpatrick
1985	Lou Piniella
1986	Ralph Houk
1987	Fred Patek
1988	Harmon Killebrew
1989	Steve Busby
1990	Jim Sundberg
1991	Buck O'Neil
1992	Roger Nelson
1993	Cookie Rojas
1998	Buddy Biancalana
1999	Ernie Harwell
2000	Bo Jackson

1973 All-Star Game

GAME SUMMARY:

Kansas City was the site of the 40th Major League Baseball All-Star Game in 1973 where the National League handed the American League a 7-1 loss.

The game marked the final All-Star appearance of Willie Mays and was attended by members of the 1st All-Star Game in 1933, including Carl Hubbell, Bill Hallahan, Lefty Gomez, Dick Bartel, Lefty Grove, Jimmie Dykes and Charlie Gehring.


The A.L. jumped out to a 1-0 lead after a double from **Reggie Jackson** and an RBI single from KC's **Amos Otis**. However, the N.L. All-Stars countered with 2 runs in the top of the 3rd and also scored in the 4th, 5th and 6th innings. **Rick Wise** earned the win for the N.L. after allowing 2 hits and 1 ER in 2.0 innings of work.

Bobby Bonds was named the game's MVP, coming off the bench to go 2-for-2 with a 2-run homer in the 5th inning, giving the N.L. a 5-1 lead.

Johnny Bench hit one of the most mammoth home runs in the history of the Mid-Summer Classic, launching a 480-foot solo shot off Bill Singer in the 4th inning over the left field concourse. His homer still stands as the longest in Kauffman Stadium history.

The game featured 15 future Hall of Famers, including **Hank Aaron**, **Willie Mays**, **Rod Carew**, and **Brooks Robinson** to name a few. The game also featured 3 Royals - **Amos Otis**, **John Mayberry** and **Cookie Rojas**. Otis led the A.L. players, going 2-for-2 with the team's only RBI.

Dick Williams managed the American League and was joined by coaches **Whitey Herzog** and **Chuck Tanner**. The National League was managed by **Sparky Anderson**, who was joined by coaches **Gene Mauch** and **Bill Virdon**.



All-Star Game Played on July 24, 1973 National League 7, American League 1 at Royals Stadium, Kansas City, Mo.

Players in Bold indented into Baseball Hall of Fame

NATIONAL LEAGUE	AB	R	H	RBI	BB	K	PO	A
Rose, Pete lf	3	1	0	0	1	0	1	0
Twitchell, Wayne p	0	0	0	0	0	0	0	0
Giusti, Dave p	0	0	0	0	0	0	0	0
Mota, Manny ph,lf	1	0	0	0	0	0	0	0
Brewer, Jim p	0	0	0	0	0	0	0	0
Morgan, Joe 2b	3	2	1	0	1	0	2	2
Johnson, Davey 2b	1	0	0	0	0	0	1	1
Cedeno, Cesar cf	3	0	1	1	0	2	3	0
Russo, Bill 2b	2	0	0	0	0	0	0	2
Aaron, Hank 1b	2	0	1	1	0	0	3	1
Torre, Joe 1b,3b	3	0	0	0	0	0	5	0
Williams, Billy rf	2	0	1	0	0	0	0	0
Bonds, Bobby rf	2	1	2	2	0	0	0	0
Bench, Johnny c	3	1	1	1	0	0	3	0
Simmons, Ted ph,c	1	0	0	0	0	0	1	1
Santo, Ron 3b	1	0	0	0	0	0	1	0
Colbert, Nate ph	1	0	0	0	0	0	1	1
Fairly, Ron 1b	0	0	0	0	0	0	4	0
Speier, Chris ss	2	0	0	0	0	1	1	1
Stargell, Willy ph,lf	1	0	0	0	0	1	1	0
Mays, Willie ph	1	0	0	0	0	1	0	0
Seaver, Tom p	0	0	0	0	0	0	0	0
Watson, Bob lf	0	0	0	0	0	0	0	0
Wise, Rick p	0	0	0	0	0	0	1	0
Evans, Darrell ph	0	0	0	0	1	0	0	0
Osteen, Claude p	0	0	0	0	0	0	0	1
Sutton, Don p	0	0	0	0	0	0	0	1
Davis, Willie ph,cf	2	1	2	2	0	0	1	0
Totals	34	7	10	7	5	6	27	12

AMERICAN LEAGUE	AB	R	H	RBI	BB	K	PO	A
Campaneris, Bert ss	3	0	0	0	0	2	1	2
Brinkman, Ed ss	1	0	0	0	0	0	1	1
Carew, Rod 2b	3	0	0	0	0	0	5	1
Rojas, Cookie 1b	0	0	0	0	1	0	1	1
Mayberry, John 1b	3	0	1	0	1	0	8	0
Jackson, Reggie rf	4	1	1	0	0	1	0	0
Blair, Paul cf	0	0	0	0	0	0	1	0
Otis, Amos cf	0	2	2	1	0	0	0	0
May, Dave c,rf	0	2	0	0	0	0	0	0
Murcer, Bobby lf	3	0	0	0	1	0	0	1
Fisk, Carlton c	2	0	0	0	0	0	3	0
Munson, Thurman c	2	0	0	0	0	1	5	1
Robinson, Brooks 3b	2	0	0	0	0	0	0	1
Bando, 3b	0	0	0	0	0	0	0	1
Nelson, Dave 3b	0	0	0	0	0	0	1	0
Horton, Willie ph	1	0	0	0	0	1	0	0
Hunter, "Catfish" p	0	0	0	0	0	0	0	0
Holtzman, Ken p	0	0	0	0	0	0	0	0
Blyleven, Bert p	0	0	0	0	0	0	0	0
Bell, Buddy ph	1	0	1	0	0	0	0	0
Singer, Bill p	0	0	0	0	0	0	0	1
Kelly, Pat ph	1	0	0	0	0	0	0	0
Ryan, Nolan p	0	0	0	0	0	0	0	0
Spencer, Jim ph	1	0	0	0	0	0	0	0
Lyle, Sparky p	0	0	0	0	0	0	0	0
Fingers, Rollie p	0	0	0	0	0	0	0	0
Totals	32	1	5	1	3	5	27	12

NL	002	122	000	-	7	10	0
AL	010	000	000	-	1	5	0

DP: A.L. 1. E: None. PB: Fisk (1). 2B: Morgan (1,off Singer); Bonds (1,off Ryan); Jackson (1,off Wise); Mayberry (1,off Twitchell). 3B: Bell (1,off Osteen). HR: Bench (1,4th inning off Singer 0 on, 0 out); Bonds (1,5th inning off Singer 1 on, 2 out); Davis (1,6th inning off Ryan 1 on, 1 out). SH: Osteen (1,off Singer). SB: Otis (1,2nd base off Osteen/Bench).

N.L.	IP	H	HR	R	ER	BB	K
Wise, Rick (W)	2	2	0	1	1	0	1
Osteen, Claude	2	0	0	0	0	0	0
Sutton, Don	1	0	0	0	0	0	0
Twitchell, Wayne	1	1	0	0	0	0	1
Giusti, Dave	1	0	0	0	0	0	0
Seaver, Tom	1	0	0	0	0	1	0
Brewer, Jim	1	0	0	0	1	2	2
Totals	9	5	0	1	1	3	5

A.L.	IP	H	HR	R	ER	BB	K
Hunter, "Catfish" 1.1	1	0	0	0	0	0	1
Holtzman, Ken 0.2	1	0	0	0	0	0	0
Blyleven, Bert (L) 1.1	2	0	2	2	2	2	0
Singer, Bill 2.3	2	3	2	3	2	2	2
Ryan, Nolan 2.2	2	1	2	2	2	1	2
Lyle, Sparky 1.1	1	0	0	0	0	0	1
Fingers, Rollie 1.0	1	0	0	0	0	0	0
Totals	9	10	3	7	5	6	6

Umpires: **Nestor Chylak (AL)**, Ken Burkhardt (NL), Larry Barnett (AL), Bill Williams (NL)

Time of Game: 2:45 Attendance: 40,849



Kauffman Stadium (then Royals Stadium) was the host of the 1973 All-Star Game which featured 16 future Hall of Famers.

Royals Playoff History

1976 ALCS vs. New York Yankees

The Royals and Yankees staged one of the most thrilling confrontations since the ALCS was initiated in 1969. Down 2 games to 1, the Royals pressed the series to the decisive final game by capturing a 7-4 victory in Game #4. New York finally edged Kansas City on Chris Chambliss' climactic home run to lead off the bottom of the 9th inning of Game #5 in Yankee Stadium and put a sudden end to the hard-fought matchup.

Game 1 • at Kansas City • Saturday, Oct. 9

New York 2 0 0 0 0 0 0 2 - 4 12 0
 Kansas City 0 0 0 0 0 0 1 0 - 1 5 2
 HUNTER and Munson; GURA, Littell (9) and Martinez, Wathan (8). HR: none. T-2:09 A-41,077.

Game 2 • at Kansas City • Sunday, Oct. 10

New York 0 1 2 0 0 0 0 0 - 3 12 5
 Kansas City 2 0 0 0 0 2 0 3 x - 7 9 0
 FIGUEROA, Tidrow (6) and Munson; Leonard, SPLITTORFF (3), Mingo (9) and Martinez. HR: none. T-2:45 A-41,091.

Game 3 • at New York • Tuesday, Oct. 12

Kansas City 3 0 0 0 0 0 0 0 - 3 6 0
 New York 0 0 0 2 0 3 0 0 x - 5 9 0
 HASSLER, Pattin (6), Hall (6), Mingo (6), Littell (6) and Martinez, Stinson (8); ELLIS, Lyle (9) and Munson. HR: Chambliss. T-3:00 A-56,808.

Game 4 • at New York • Wednesday, Oct. 13

Kansas City 0 3 0 2 0 1 0 1 0 - 7 9 1
 New York 0 2 0 0 0 0 1 1 - 4 11 0
 Gura, BIRD (3), Mingo (7) and Martinez; HUNTER, Tidrow (4), Jackson (7) and Munson. HR: Nettles (2). T-2:50 A-56,355.

Game 5 • at New York • Thursday, Oct. 14

Kansas City 2 1 0 0 0 0 0 3 0 - 6 11 1
 New York 2 0 2 0 0 2 0 1 - 7 11 1
 Leonard, Splittorff (1), Pattin (4), Hassler (5), LITTELL (7) and Martinez; Figueroa, Jackson (8), TIDROW (9) and Munson. HR: Mayberry, Brett, Chambliss. T-3:13 A-56,821 (253,152).

1977 ALCS vs. New York Yankees

In a rematch of the previous year's division winners, Kansas City and New York once again battled to the final inning of Game #5 before the American League champion was crowned. The Yankees, trailing 2 games to 1, captured Game #4 in Royals Stadium to force another dramatic showdown in Game #5. Kansas City opened up a 3-1 advantage, but late-game heroics, including a 3-run 9th inning, produced a 5-3 Yankee triumph.

Game 1 • at New York • Wednesday, Oct. 5

Kansas City 2 2 2 0 0 0 0 1 0 - 7 9 0
 New York 0 0 2 0 0 0 0 0 0 - 2 9 0
 SPLITTORFF, Bird (9) and Porter; GULLETT, Tidrow (3), Lyle (9) and Munson. HR: McRae, Mayberry, Cowens, Munson. T-2:40 A-54,930.

Game 2 • at New York • Thursday, Oct. 6

Kansas City 0 0 1 0 0 1 0 0 0 - 2 3 1
 New York 0 0 0 0 2 3 0 1 x - 6 10 1
 HASSLER, Littell (6), Mingo (8) and Porter; GUIDRY and Munson. HR: Johnson. T-2:58 A-56,230.

Game 3 • at Kansas City • Friday, Oct. 7

New York 0 0 0 0 1 0 0 0 1 - 2 4 1
 Kansas City 0 1 1 0 1 2 1 0 x - 6 12 1
 TORREZ, Lyle (6) and Munson; LEONARD and Porter. HR: none. T-2:40 A-41,285.

Game 4 • at Kansas City • Saturday, Oct. 8

New York 1 2 1 1 0 0 0 0 1 - 6 13 0
 Kansas City 0 0 2 2 0 0 0 0 0 - 4 8 2
 Figueroa, Tidrow (4), LYLE (4) and Munson; GURA, Pattin (3), Mingo (9), Bird (9) and Porter. HR: none. T-3:08 A-41,135.

Game 5 • at Kansas City • Sunday, Oct. 9

New York 0 0 1 0 0 0 0 1 3 - 5 10 0
 Kansas City 2 0 1 0 0 0 0 0 0 - 3 10 1
 Guidry, Torrez (3), LYLE (8) and Munson; Splittorff, Bird (8), Mingo (8), LEONARD (9), Gura (9), Littell (9) and Porter. HR: none. T-3:04 A-41,133 (178,483).

Royals All-Time World Series Home Runs

Date	Batter	Pitcher	Opponent	Inn	On
1. Oct. 14, 1980	Amos Otis	Bob Walk	at Philadelphia	2	1
2. Oct. 14, 1980	Willie Aikens	Bob Walk	at Philadelphia	3	1
3. Oct. 14, 1980	Willie Aikens	Bob Walk	at Philadelphia	8	1
4. Oct. 17, 1980	George Brett	Dick Ruthven	Philadelphia	1	0
5. Oct. 17, 1980	Amos Otis	Dick Ruthven	Philadelphia	7	0
6. Oct. 18, 1980	Willie Aikens	Larry Christenson	Philadelphia	1	1
7. Oct. 18, 1980	Willie Aikens	Dickie Noles	Philadelphia	2	0
8. Oct. 19, 1980	Amos Otis	Marty Bystrom	Philadelphia	6	0
9. Oct. 22, 1985	Frank White	Joaquin Andujar	at St. Louis	5	1
10. Oct. 27, 1985	Darryl Motley	John Tudor	St. Louis	2	1

Royals All-Time League Championship Series Home Runs

Date	Batter	Pitcher	Opponent	Inn	On
1. Oct. 14, 1976	John Mayberry	Ed Figueroa	at New York	1	2
2. Oct. 14, 1976	George Brett	Grant Jackson	at New York	8	4
3. Oct. 5, 1977	Hal McRae	Don Gullett	at New York	1	1
4. Oct. 5, 1977	John Mayberry	Dick Tidrow	at New York	3	1
5. Oct. 5, 1977	Al Cowens	Dick Tidrow	at New York	8	0
6. Oct. 4, 1978	Freddie Patek	Dick Tidrow	New York	7	1
7. Oct. 6, 1978	George Brett	Catfish Hunter	at New York	1	0
8. Oct. 6, 1978	George Brett	Catfish Hunter	at New York	3	0
9. Oct. 6, 1978	George Brett	Catfish Hunter	at New York	5	0
10. Oct. 8, 1980	George Brett	Ron Davis	New York	7	0
11. Oct. 10, 1980	Frank White	Tommy John	at New York	5	0
12. Oct. 10, 1980	George Brett	Rich Gossage	at New York	7	2
13. Oct. 9, 1985	Willie Wilson	Jimmy Key	at Toronto	3	1
14. Oct. 9, 1985	Pat Sheridan	Tom Henke	at Toronto	9	0
15. Oct. 11, 1985	George Brett	Doyle Alexander	Toronto	1	0
16. Oct. 11, 1985	Jim Sundberg	Doyle Alexander	Toronto	5	0
17. Oct. 11, 1985	George Brett	Doyle Alexander	Toronto	6	1
18. Oct. 15, 1985	George Brett	Doyle Alexander	at Toronto	5	0
19. Oct. 16, 1985	Pat Sheridan	Dave Stieb	at Toronto	4	0



Royals Playoff History

1978 ALCS vs. New York Yankees

Once again the Royals and Yankees met in a thrilling battle for the A.L. pennant with New York prevailing in 4 games. After splitting 2 games in Kansas City to open series action, the Yankees captured a pair of dramatic 1-run verdicts at Yankee Stadium to secure their 3rd straight league crown. In 1 of the most memorable moments in ALCS history, George Brett blasted 3 consecutive home runs off Jim "Catfish" Hunter in Game #3 at New York.

Game 1 • at Kansas City • Tuesday, Oct. 3

New York	0	1	0	2	0	3	0	-	7	16	0
Kansas City	0	0	0	0	1	0	0	-	1	2	2

BEATTIE, Clay (6) and Munson; LEONARD, Mingori (5), Hrabosky (8), Bird (9) and Porter. HR: Jackson. T-2:57 A-41,143.

Game 2 • at Kansas City • Wednesday, Oct. 4

New York	0	0	0	0	0	2	2	-	4	12	1
Kansas City	1	4	0	0	0	3	2	-	10	16	1

FIGUEROA, Tidrow (2), Lyle (7) and Munson; GURA, Pattin (7), Hrabosky (8) and Porter. HR: Patek. T-2:42 A-41,158.

Game 3 • at New York • Friday, Oct. 6


Kansas City	1	0	1	0	0	2	0	-	5	10	1
New York	0	1	0	2	0	1	0	-	6	10	0

Splitteroff, BIRD (8), Hrabosky (8) and Porter; Hunter, GOSSAGE (7) and Munson. HR: Brett (3), Jackson, Munson. T-2:13 A-55,455.

Game 4 • at New York • Saturday, Oct. 7

Kansas City	1	0	0	0	0	0	0	-	1	7	0
New York	0	1	0	0	1	0	0	-	2	4	0

LEONARD and Porter; GUIDRY, Gossage (9) and Munson. HR: Nettles, R.White. T-2:20 A-56,356 (192,112).



George Brett hit three consecutive home runs off Jim "Catfish" Hunter in Game 3 of the 1978 ALCS at New York.

1980 ALCS vs. New York Yankees

For the 4th time in 5 seasons, Kansas City and New York squared off to determine the American League Champion. The Royals, after taking the initial 2 games of the series in Kansas City, stunned a Yankee Stadium crowd by edging New York, 4-2, in Game #3 to complete a convincing sweep of the 1980 rematch. Kansas City's first pennant was secured when George Brett blasted a 3-run homer into the upper deck off Rich Gossage in the 7th inning of the final contest.

Game 1 • at Kansas City • Wednesday, Oct. 8

New York	0	2	0	0	0	0	0	-	2	10	1
Kansas City	0	2	2	0	0	1	2	-	7	10	0

GUIDRY, Davis (4), Underwood (8) and Cerone; GURA and Porter. HR: Cerone, Piniella, Brett. T-3:00 A-42,598.

Game 2 • at Kansas City • Thursday, Oct. 9

New York	0	0	0	2	0	0	0	-	2	8	0
Kansas City	0	0	3	0	0	0	0	-	3	6	0

MAY and Cerone; LEONARD, Quisenberry (9) and Porter. HR: Nettles. T-2:51 A-42,633.

Game 3 • at New York • Friday, Oct. 10

Kansas City	0	0	0	1	0	3	0	-	4	12	1
New York	0	0	0	0	2	0	0	-	2	8	0

Splitteroff, QUISENBERRY (6) and Porter; John, GOSSAGE (7), Underwood (8) and Cerone. HR: F. White, Brett. T-2:59 A-56,588 (141,819).

1984 ALCS vs. Detroit Tigers

Kansas City's Cinderella 1984 season culminated with its 5th LCS appearance in 9 years, and its 1st against a team other than the Yankees. The Royals were defeated by the Detroit Tigers in 3 straight. The Royals lack of offensive support overshadowed outstanding pitching performances by Bret Saberhagen and Charlie Leibrandt.

Game 1 • at Kansas City • Tuesday, Oct. 2

Detroit	2	0	0	1	1	0	1	-	8	14	0
Kansas City	0	0	0	0	0	1	0	-	1	5	1

MORRIS, Hernandez (8) and Parrish; BLACK, Huisman (6), M. Jones (8) and Slaughter. HR: Herndon, Trammell, Parrish. T-2:42 A-41,973.

Game 2 • at Kansas City • Wednesday, Oct. 3

Detroit	2	0	1	0	0	0	0	-	5	8	1
Kansas City	0	0	0	1	0	1	0	-	3	10	3

Petry, Hernandez (8), LOPEZ (9) and Parrish; Saberhagen, QUISENBERRY (9) and Slaughter. HR: Gibson. T-3:37 A-42,019.

Game 3 • at Detroit • Friday, Oct. 5

Kansas City	0	0	0	0	0	0	0	-	0	3	3
Detroit	0	1	0	0	0	0	0	-	1	3	0

WILCOX, Hernandez (9) and Parrish; LEIBRANDT and Slaughter. HR: none. T-2:39 A-52,168.

Royals Playoff History

1985 ALCS vs. Toronto Blue Jays

In the first American League Championship Series featuring 2 expansion clubs and a best-of-7 format, Kansas City defeated Toronto 4 games to 3. The Royals came back from a 3-1 deficit by posting wins in Games 5, 6 and 7 at Exhibition Stadium in Toronto. Jim Sundberg's 3-run triple highlighted a 4-run 6th inning that sealed the victory in Game #7.

Game 1 • at Toronto • Tuesday, Oct. 8

Kansas City	0 0 0	0 0 0	0 0 1	- 1	5	1
Toronto	0 2 3	1 0 0	0 0 x	- 6	11	0

LEIBRANDT, Farr (3), Gubicza (5), Jackson (8) and Sundberg; STIEB, Henke (9) and Whitt. HR: none. T-2:24 A-39,115.

Game 2 • at Toronto • Wednesday, Oct. 9

Kansas City	0 0 2	1 0 0	0 0 1	1 - 5	10	3
Toronto	0 0 0	1 0 2	0 1 0	2 - 6	10	0

Black, QUISENBERRY (8) and Sundberg; Key, Lamp (4), Lavelle (8), HENKE (8) and Whitt. HR: Wilson, Sheridan. T-3:39 A-34,029.

Game 3 • at Kansas City • Friday, Oct. 11

Toronto	0 0 0	0 5 0	0 0 0	- 5	13	1
Kansas City	1 0 0	1 1 2	0 1 x	- 6	10	1

Alexander, Lamp (6), CLANCY (8) and Whitt; Saberhagen, Black (5), FARR (5) and Sundberg. HR: Barfield, Mulliniks, Brett (2), Sundberg. T-2:51 A-40,224.

Game 4 • at Kansas City • Saturday, Oct. 12

Toronto	0 0 0	0 0 0	0 0 3	- 3	7	0
Kansas City	0 0 0	0 0 1	0 0 0	- 1	2	0

Stieb, HENKE (7) and Whitt, Hearron (9); LEIBRANDT, Quisenberry (9) and Sundberg. HR: none. T-3:02 A-41,112.

Game 5 • at Kansas City • Sunday, Oct. 13

Toronto	0 0 0	0 0 0	0 0 0	- 0	8	0
Kansas City	1 1 0	0 0 0	0 0 x	- 2	8	0

KEY, Acker (6) and Whitt; JACKSON and Sundberg. HR: none. T-2:21 A-40,064.

Game 6 • at Toronto • Tuesday, Oct. 15

Kansas City	1 0 1	0 1 2	0 0 0	- 5	8	1
Toronto	1 0 1	0 0 1	0 0 0	- 3	8	2

GUBICZA, Black (6), Quisenberry (9) and Sundberg; ALEXANDER, Lamp (6) and Whitt, Hearron (8). HR: Brett. T-3:12 A-37,557.

Game 7 • at Toronto • Wednesday, Oct. 16

Kansas City	0 1 0	1 0 4	0 0 0	- 6	8	0
Toronto	0 0 0	0 1 0	0 0 1	- 2	8	1

Saberhagen, LEIBRANDT (4), Quisenberry (9) and Sundberg; STIEB, Acker (6) and Whitt. HR: Sheridan. T-2:49 A-32,084 (264,185).

1981 Western Div. Playoffs vs. Oakland

Kansas City and Oakland met in the first ever Division Playoff Series as a result of the 1981 split season. The Athletics were in command of the entire Division Playoff Series, sweeping the Royals 3 games to 0.

Game 1 • at Kansas City • Tuesday, Oct. 6

Oakland	0 0 0	3 0 0	0 1 0	- 4	8	2
Kansas City	0 0 0	0 0 0	0 0 0	- 0	4	1

NORRIS and Heath; LEONARD, Martin (9) and Wathan. HR: Gross, Murphy. T-2:35; A-40,592.

Game 2 • at Kansas City • Wednesday, Oct. 7

Oakland	1 0 0	0 0 0	0 1 0	- 2	10	1
Kansas City	0 0 0	0 1 0	0 0 0	- 1	6	0

MCCATTY and Newman; JONES, Quisenberry (9) and Wathan. HR: none. T-2:50 A-40,274.

Game 3 • at Oakland • Friday, Oct. 9

Kansas City	0 0 0	1 0 0	0 0 0	- 1	10	3
Oakland	1 0 1	2 0 0	0 0 x	- 4	7	0

GURA, Martin (4) and Wathan; LANGFORD, Underwood (8), Beard (8), and Heath. HR: McKay. T-2:59 A-40,002 (120,868).



Jim Sundberg's three-run triple in the sixth inning sealed the Royals victory in Game 7 of the 1985 ALCS vs. Toronto.

Royals Clinching Dates

Year	No.	Date	Details
1976	160	Oct. 1	KC lost to Minnesota 4-3 while Oakland lost to California 2-0
1977	151	Sept. 23	KC defeated California 7-3 at Anaheim (Leonard over Simpson)
1978	158	Sept. 26	KC defeated Seattle 4-1 at Royals Stadium (Gura over Abbott)
1980	145	Sept. 17	KC defeated California 5-0 at Royals Stadium (Leonard over Botting)
1984	160	Sept. 28	KC defeated Oakland 6-5 at Oakland (Leibrandt over Burris)
1985	161	Oct. 5	KC defeated Oakland 5-4 at Royals Stadium (Quisenberry over Howell)

World Series History

1980 World Series vs. Philadelphia Phillies

The first World Series in Kansas City history saw the Royals fall in 6 games to the Philadelphia Phillies. After falling behind by 2 games, the Royals won 2 games in Royals Stadium to even the matchup, but the National League club rallied for a pair of runs in the final frame of Game #5 at Royals Stadium to regain the lead. The showdown returned to Veterans Stadium for Game #6 and the Phillies secured the title in front of the home fans with a 4-1 verdict. In an exciting series spiced by several outstanding individual performances, Willie Aikens blasted 4 homers while hitting .400 and Amos Otis hit at a .478 clip with 3 homers in leading KC's offensive showing.

Game 1 • at Philadelphia • Tuesday, Oct. 14

Philadelphia came back from a 4-0 deficit to win a 7-6 thriller...20-game winner Dennis Leonard was unable to survive the Phillies 5-run 3rd inning...Bob Walk, the 1st rookie to start a World Series game since 1952, was the winner...Tug McGraw snuffed out a late rally to earn the save...the Royals struck early as Amos Otis homered in his 1st World Series at bat in the 2nd inning...KC made it 4-0 via a Willie Aikens 2-run homer in the 3rd...the Phillies came to life with 5 runs on 4 hits and a walk in the 3rd inning...the big blow was a 2-out, 3-run homer by Bake McBride...Aikens homered again in the 8th.

Kansas City	0	2	2	0	0	0	0	2	0	-	6	9	1
Philadelphia	0	0	5	1	1	0	0	0	x	-	7	11	0

LEONARD, Martin (4), Quisenberry (8) and Porter; WALK, McGraw (8) and Boone. HR: Aikens (2), Otis, McBride. T-3:01 A-65,791.

Game 2 • at Philadelphia • Wednesday, Oct. 15

The Phillies used late-inning heroics to win another come-from-behind battle...KC led 4-2 entering the 8th but Philly scored 4 times off ace reliever Dan Quisenberry...George Brett left the game in the 6th inning after going 2-for-2 with a walk...it was later revealed he was suffering from hemorrhoids...neither club could score off starters Larry Gura and Steve Carlton until the 5th when Philadelphia scored twice on 3 hits and a walk...KC scored an unearned run in the 6th and 3 times in the 7th, keyed by an Amos Otis' bases-loaded double.

Kansas City	0	0	0	0	0	1	3	0	0	-	4	11	0
Philadelphia	0	0	0	0	2	0	0	4	x	-	6	8	1

Gura, QUISENBERRY (7) and Wathan; CARLTON, Reed (9) and Boone. HR: none. T-3:01 A-65,775.

Game 3 • at Kansas City • Friday, Oct. 17

The Royals won their 1st-ever World Series game by outlasting Philadelphia 4-3 in 10 innings...George Brett put KC on the scoreboard first with a 1st inning solo home run off Dick Ruthven...Willie Aikens continued his hot hitting with a triple and game-winning single in the 10th...Mike Schmidt homered for the Phillies and Pete Rose stroked a game-tying single in the 8th...each club's bullpen ace squared off with Dan Quisenberry earning the victory and Tug McGraw taking the loss...the winning run scored after a walk to Willie Wilson who stole 2nd base and scored with 2 out on Aikens' opposite-field single (McGraw walked Brett intentionally to get to Aikens).

Philadelphia	0	1	0	0	1	0	0	1	0	-	3	14	0
Kansas City	1	0	0	1	0	0	1	0	1	-	4	11	0

Ruthven, MCGRAW (10) and Boone; Gale, Martin (5), QUISENBERRY (8) and Porter. HR: Brett, Otis, Schmidt. T-3:19 A-42,380.

Game 4 • at Kansas City • Saturday, Oct. 18

The Royals evened the series at 2 by slugging their way to a 5-3 triumph...Willie Aikens homered in the 1st and 2nd frames...a 4-run 1st inning sent Phils' starter Larry Christensen packing...the Royals logged 4 consecutive extra-base hits in that inning...the big lead held up although Dennis Leonard needed late help from Dan Quisenberry as Philadelphia scored single runs in the 7th and 8th innings.

Philadelphia	0	1	0	0	0	0	1	1	0	-	3	10	1
Kansas City	4	1	0	0	0	0	0	0	x	-	5	10	2

CHRISTENSON, Noles (1), Saucier (6), Bruslar (6) and Boone; LEONARD, Quisenberry (8) and Porter. HR: Aikens (2). T-2:37 A-42,363.

Game 5 • at Kansas City • Sunday, Oct. 19

The Royals' hope for a Royals Stadium sweep faded as Philadelphia won its 3rd come-from-behind victory...the Phillies' 2-run 9th inning off Dan Quisenberry sealed KC's fate...Mike Schmidt's 2-run home run in the 4th inning broke the scoreless tie...the Royals sent Marty Bystron to the showers with a run in the 5th and 2 more in the 6th...Amos Otis continued his sizzling offensive performance with a game-tying home run (his 3rd of the Series) leading off the 6th...KC took the lead on a U.L. Washington sacrifice fly scoring Clint Hurdle in the 6th...Phillies' relievers Ron Reed and Tug McGraw silenced the KC bats the rest of the way...the Royals loaded the bases via 3 walks in the 9th, but McGraw fanned Jose Cardenal to end the game.

Philadelphia	0	0	0	2	0	0	0	2	-	4	7	0
Kansas City	0	0	0	1	2	0	0	0	-	3	12	2

Bystron, Reed (6), MCGRAW (7) and Boone; Gura, QUISENBERRY (7) and Porter. HR: Otis, Schmidt. T-2:51 A-42,369.

Game 6 • at Philadelphia • Tuesday, Oct. 21

Behind the near-rabid support of 65,838 fans at Veterans Stadium, Philadelphia methodically eliminated the Royals 4-1 behind the crafty work of Steve Carlton and Tug McGraw...Carlton allowed only 4 hits while striking out 7 in his 7 innings of work and McGraw pitched the final 2 frames allowing 3 hits...Mike Schmidt gave the Phils all they really needed with a 2-run single in the 3rd inning...Philadelphia added single tallies off Renie Martin in the 5th and Paul Splittorff in the 6th...the Royals never ran out of spirit, sending Carlton to the clubhouse by scoring a run in the 8th...KC also threatened in the 9th, loading the bases with only 1 out, but McGraw fought his way out of the jam to bring the Phillies their 1st World Series title.

Kansas City	0	0	0	0	0	0	0	1	0	-	1	7	2
Philadelphia	0	2	0	1	1	0	0	x	-	4	9	0	

GALE, Martin (3), Splittorff (5), Patten (7), Quisenberry (8) and Wathan; CARLTON, McGraw (8) and Boone. HR: none. T-3:00 A-65,838 (324,516).

World Series History

1985 World Series vs. St. Louis Cardinals

Kansas City rallied from a 2-games to 0 and a 3-games to 1 deficit to capture their 1st World Championship by defeating the St. Louis Cardinals in the "I-70 Series"...the Royals became the 1st club in the 82-year history of the Fall Classic to lose their first 2 games at home and come back to win the title...KC was only the 5th team on record to come back from a 3-1 deficit and win the Series...the Royals became the first AL expansion club to win a World Championship and the 2nd expansion team overall, joining the New York Mets...KC's talented and youthful pitching staff held the Major League's best hitting club to 13 runs and a batting average of .185—the lowest ever in a 7-game World Series...George Brett, Willie Wilson, Lonnie Smith and Steve Balboni all hit over .300 during the Series...Bret Saberhagen earned Most Valuable Player honors with 2 wins and a 0.50 ERA.

Game 1 • at Kansas City • Saturday, Oct. 19

John Tudor and Todd Worrell combined on an 8-hitter...the Cardinals turned a leadoff walk and a 1-out ground out in the 3rd inning into their 1st run, a Cesar Cedeno run-scoring double in the 4th and then a misplayed line drive by Lonnie Smith into the final run in the 9th...the Royals tried a suicide squeeze (Buddy Biancalana failed to connect) and Darryl Motley was out at the plate...they tried scoring Jim Sundberg from 3rd on a Steve Balboni pop up, but Terry Pendleton made an over-the-shoulder catch and a perfect throw to the plate.

St. Louis	0	0	1	1	0	0	0	1	-	3	7	1
Kansas City	0	1	0	0	0	0	0	0	-	1	8	0

TUDOR, Worrell (7) and Porter; JACKSON, Quisenberry (8), Black (9) and Sundberg; HR: none. T-2:48 A-41,650.

Game 2 • at Kansas City • Sunday, Oct. 20

Charlie Leibrandt limited the Cardinals to 2 hits through 8 innings, but St. Louis struck for 4 runs in the 9th to take a 2-0 lead in the Series...the Cardinals became the first team since the Yankees in the '39 Series to come back from a 2-0 deficit in the 9th inning...the Cards strung together a Series-record 3 doubles, the last of which was Terry Pendleton's 2-out bases-loaded shot.

St. Louis	0	0	0	0	0	0	0	4	-	4	6	0
Kansas City	0	0	0	2	0	0	0	0	-	2	9	0

Cox, DAYLEY (8), Lahti (9) and Porter; LEIBRANDT, Quisenberry (9), and Sundberg; HR: none. T-2:44 A-41,656.

Game 3 • at St. Louis • Tuesday, Oct. 22

Bret Saberhagen allowed 6 singles en route to giving the Royals their 1st victory of the Series...KC's offense collected 11 hits, including a 2-run home run and a run-scoring double by Frank White...after Lonnie Smith's 2-run double put the Royals ahead 2-0 in the 4th, White unloaded a 2-run round-tripper in the 5th...Saberhagen survived a Cardinal rally in the 1st...with the runners going from 1st and 2nd on a full-count to Jack Clark, Sabes threw a called 3rd strike and Jim Sundberg threw out Willie McGee for an inning-ending DP.

Kansas City	0	0	2	2	0	2	0	-	6	11	0
St. Louis	0	0	0	1	0	0	0	-	1	6	0

SABERHAGEN and Sundberg; ANDUJAR, Campbell (5), Horton (6), Dayley (8) and Porter. HR: White. T-2:59 A-53,634.

Game 4 • at St. Louis • Wednesday, Oct. 23

Tito Landrum and Willie McGee each hit bases-empty home runs to back John Tudor's 2nd consecutive brilliant outing to give the Cards a 3-1 advantage in the series...in addition to the home runs, KC starter Buddy Black was victimized by a squeeze play on a full-count to Tom Nieto, who laid the bunt down scoring Terry Pendleton who had tripled...Tudor, meanwhile, tossed but 106 pitches.

Kansas City	0	0	0	0	0	0	0	-	0	5	1
St. Louis	0	1	0	1	0	0	x	-	3	6	0

BLACK, Beckwith (6), Quisenberry (8) and Sundberg; TUDOR and Nieto. HR: Landrum, McGee. T-2:19 A-53,634.

Game 5 • at St. Louis • Thursday, Oct. 24

Danny Jackson stuffed a cork in the Cardinals offense and their celebration hopes with a 5-hitter and Willie Wilson keyed an early Royals uprising to force the Series westward via I-70...D.J. retired the Redbirds in order 5 times...Wilson stroked a 2-run triple to highlight a 3-run 2nd inning that sent Cardinal starter Bob Forsch to the showers...the St. Louis bullpen shutdown the Royals until the 8th and 9th when KC scored single runs.

Kansas City	1	3	0	0	0	0	1	1	-	6	11	2
St. Louis	1	0	0	0	0	0	0	0	-	1	5	1

JACKSON and Sundberg; FORSCH, Horton (2), Campbell (4), Worrell (6) Lahti (8) and Nieto; HR: none. T-2:52 A-53,634.

Game 6 • at Kansas City • Saturday, Oct. 26

For the first time in the '85 season the Cardinals did not win a game when they led entering the 9th...St. Louis went into the 9th with a 1-0 lead thanks to a bloop run-scoring single by Brian Harper...having guarded all of their previous 89 9th-inning leads, the Cardinals fell prey to a little bit of fate and Iorg's timely 2-run single...a controversial call at 1st, a misplayed pop up by Jack Clark, a passed ball by Darrell Porter, an intentional walk to Hal McRae and Dane Iorg's 1-out dramatic hit to right and the Royals were winners.

St. Louis	0	0	0	0	0	1	0	-	1	5	0
Kansas City	0	0	0	0	0	0	2	-	2	10	0

Cox, Dayley (8), WORRELL (9) and Porter; Leibrandt, QUISENBERRY (8) and Sundberg. HR: none. T-2:47 A-41,628.

Game 7 • at Kansas City • Sunday, Oct. 27

Bret Saberhagen tossed a 5-hitter, Darryl Motley blasted a 2-run homer and the Royals beat the Cardinals climaxing one of the greatest comebacks in World Series play...it was the 3rd-highest run total and most lopsided victory in the 176 games KC played during the season...John Tudor suffered his earliest exit of the season...the Royals tied a Series record by scoring 6 times in the 5th, Whitey Herzog and Joaquin Andujar were ejected and the Cards tied a Series mark by using 5 pitchers in the inning.


St. Louis	0	0	0	0	0	0	0	-	0	5	0	
Kansas City	0	2	3	0	6	0	0	x	-	11	14	0

TUDOR, Campbell (3), Lahti (5), Horton (5), Andujar (5), Forsch (5), Dayley (7) and Porter; SABERHAGEN and Sundberg. HR: Motley. T-2:46 A-41,658 (327,494).

RECORDS



Dennis Leonard



John Mayberry



Bo Jackson



Royals All-Time Standings

Year	Division	Place	Won	Lost	Pct.	GB	Attend.	Postseason
1969	Western	4th	69	93	.426	28	902,183	
1970	Western	T4th	65	97	.401	33	693,047	
1971	Western	2nd	85	76	.528	16	910,784	
1972	Western	4th	76	78	.494	16.5	707,656	
1973	Western	2nd	88	74	.543	6	1,345,341	
1974	Western	5th	77	85	.475	13	1,173,292	
1975	Western	2nd	91	71	.562	7	1,151,836	
1976	Western	1st	90	72	.556	+2.5	1,680,265	Division Champs, lost to NY, 3-2
1977	Western	1st	102	60	.630	+8	1,852,603	Division Champs, lost to NY, 3-2
1978	Western	1st	92	70	.567	+5	2,255,493	Division Champs, lost to NY, 3-1
1979	Western	2nd	85	77	.525	3	2,261,845	
1980	Western	1st	97	65	.599	+14	2,288,714	A.L. Champs, def. NY, 3-0, lost to Phi, 4-2
1981	Western	4th	50	53	.485	11	1,279,403	lost to Oak, 3-0, in 1st Division Series playoff
1982	Western	2nd	90	72	.556	3	2,284,464	
1983	Western	2nd	79	83	.488	20	1,963,875	
1984	Western	1st	84	78	.519	+3	1,810,018	Division Champs, lost to Det., 3-0
1985	Western	1st	91	71	.562	+1	2,162,717	World Series Champs, def. Tor, 4-3; def., St. Louis, 4-3
1986	Western	T3rd	76	86	.469	16	2,320,764	
1987	Western	2nd	83	79	.512	2	2,392,471	
1988	Western	3rd	84	77	.522	19.5	2,350,181	
1989	Western	2nd	92	70	.568	7	2,477,700	
1990	Western	6th	75	86	.466	27.5	2,244,956	
1991	Western	6th	82	80	.506	13	2,161,537	
1992	Western	T5th	72	90	.444	24	1,867,689	
1993	Western	3rd	84	78	.519	10	1,934,578	
1994	Central	3rd	64	51	.557	4	1,400,494	
1995	Central	2nd	70	74	.486	30	1,233,296	
1996	Central	5th	75	86	.466	24	1,436,007	
1997	Central	5th	67	94	.416	19	1,517,638	
1998	Central	3rd	72	89	.447	16.5	1,494,875	
1999	Central	4th	64	97	.398	32.5	1,506,068	
2000	Central	4th	77	85	.475	18.0	1,677,915	
2001	Central	5th	65	97	.401	26.0	1,536,371	
2002	Central	4th	62	100	.383	32.5	1,323,034	
2003	Central	3rd	83	79	.512	7.0	1,774,535	

Totals 2758 2773 .499 - 59,373,645

Royals All-Time Club Stats

Batting

Yr.	Avg.	AB	R	H	2B	3B	HR	RBI	SH	SF	SB	CS
1969	.240	5462	586	1311	179	32	98	538	57	38	129	70
1970	.244	5503	611	1341	202	41	97	572	63	27	97	53
1971	.250	5295	603	1323	225	40	80	573	45	59	130	46
1972	.255	5167	580	1317	220	26	78	547	72	38	85	44
1973	.261	5508	755	1440	239	40	114	703	49	47	105	69
1974	.259	5582	667	1448	232	42	89	623	56	43	146	76
1975	.261	5491	710	1431	263	58	118	667	68	51	155	75
1976	.269	5540	713	1490	259	57	65	656	71	71	218	106
1977	.277	5594	822	1549	299	77	146	773	49	58	170	87
1978	.268	5474	743	1469	305	59	98	695	55	72	216	84
1979	.282	5653	851	1596	286	79	116	791	57	76	207	76
1980	.286	5714	809	1633	266	59	115	766	34	63	185	43
1981	.267	3560	397	952	169	29	61	381	28	35	100	53
1982	.285	5629	784	1603	295	58	132	746	32	49	133	48
1983	.271	5598	696	1515	273	54	109	653	32	33	182	47
1984	.268	5543	673	1487	269	52	117	639	41	55	106	62
1985	.252	5500	687	1384	261	49	154	657	44	41	128	48
1986	.252	5561	654	1403	264	45	137	618	24	33	97	46
1987	.262	5499	715	1443	239	40	168	677	34	42	125	43
1988	.259	5469	704	1419	275	40	121	671	46	51	137	54
1989	.261	5475	690	1428	227	41	101	653	42	50	154	51
1990	.267	5488	707	1465	316	44	100	660	31	54	107	62
1991	.264	5584	727	1475	290	41	117	689	53	47	119	68
1992	.256	5501	610	1411	284	42	75	568	45	46	131	71
1993	.263	5522	675	1455	294	35	125	641	48	51	100	75
1994	.269	3911	574	1051	211	38	100	538	32	38	140	62
1995	.260	4903	629	1275	240	35	119	578	66	39	120	53
1996	.267	5542	746	1477	286	38	123	689	66	49	195	85
1997	.264	5599	747	1478	256	35	158	711	51	42	130	66
1998	.263	5546	714	1459	274	40	134	686	45	65	135	50
1999	.282	5624	856	1584	294	52	151	800	46	56	127	39
2000	.288	5709	879	1644	281	27	150	831	56	70	121	35
2001	.266	5643	729	1503	277	37	152	691	36	47	100	42
2002	.256	5535	737	1415	285	42	140	695	44	51	140	65
2003	.274	5568	836	1526	288	39	162	781	63	57	120	42

ROYALS REVIEW HISTORY RECORDS OPPONENTS OPERATIONS MEDIA



Pitching

Year	ERA	CG	SHO	SV	IP	H	R	ER	HR	HB	BB	SO	WP
1969	3.72	42	10	25	1464.2	1357	688	605	136	25	560	894	52
1970	3.78	30	11	25	1463.2	1346	705	615	138	34	641	915	56
1971	3.25	34	15	44	1420.1	1301	566	513	84	36	496	775	41
1972	3.24	44	16	28	1381.1	1293	545	497	85	30	405	801	37
1973	4.19	40	7	41	1449.1	1521	752	675	114	33	617	790	43
1974	3.51	54	13	17	1471.2	1477	662	574	91	30	482	731	42
1975	3.47	52	11	25	1456.2	1422	649	561	108	30	498	815	40
1976	3.21	41	12	35	1472.1	1356	611	525	83	31	493	735	29
1977	3.52	41	15	42	1460.2	1377	651	571	110	36	499	850	56
1978	3.44	53	14	33	1439.0	1350	634	550	108	34	478	657	37
1979	4.45	42	7	27	1448.1	1477	816	716	165	28	536	640	40
1980	3.83	37	10	42	1459.1	1496	694	621	129	19	465	614	35
1981	3.56	24	8	24	922.1	909	405	365	75	20	273	404	13
1982	4.08	16	12	45	1431.0	1443	717	649	163	26	471	650	43
1983	4.25	19	8	49	1437.2	1535	767	679	133	27	471	593	40
1984	3.92	18	9	50	1444.0	1426	686	629	136	27	433	724	31
1985	3.49	27	11	41	1461.0	1433	639	566	103	28	463	846	43
1986	3.82	24	13	31	1440.2	1413	673	612	121	38	479	888	43
1987	3.86	44	11	26	1424.0	1424	691	610	128	36	548	923	54
1988	3.65	29	12	32	1428.1	1415	648	580	102	33	465	886	55
1989	3.55	27	13	38	1451.2	1415	635	572	86	25	455	978	56
1990	3.93	18	8	33	1420.2	1449	709	621	116	46	560	1006	59
1991	3.92	17	12	41	1466.0	1473	722	639	105	43	529	1004	47
1992	3.81	9	12	44	1447.1	1426	667	613	106	39	512	834	42
1993	4.04	16	6	48	1445.1	1379	694	649	105	44	571	985	76
1994	4.23	5	6	38	1031.2	1018	532	485	95	33	392	717	60
1995	4.49	11	10	37	1288.0	1323	691	642	142	38	503	763	45
1996	4.55	17	8	35	1450.0	1563	786	733	176	56	460	926	56
1997	4.70	11	5	29	1443.0	1530	820	753	186	54	531	961	62
1998	5.15	6	5	46	1436.1	1590	899	822	196	60	568	999	72
1999	5.35	11	3	29	1420.2	1607	921	844	202	68	643	831	60
2000	5.48	10	6	29	1439.1	1585	930	876	239	42	693	927	77
2001	4.87	5	1	30	1440.0	1537	858	779	209	61	576	911	73
2002	5.21	12	6	30	1441.0	1587	891	834	212	52	572	909	68
2003	5.05	7	10	36	1438.2	1569	867	808	190	66	566	865	60

Fielding

Year	PCT.	G	PO	A	E	TC	DP	PB
1969	.975	163	4394	1659	157	6210	114	17
1970	.976	162	4391	1708	152	6251	162	16
1971	.979	161	4261	1807	132	6200	178	11
1972	.981	154	4144	1762	116	6022	164	17
1973	.974	162	4353	1912	167	6432	192	8
1974	.976	162	4415	1875	152	6442	166	29
1975	.976	162	4370	1831	155	6356	151	13
1976	.978	162	4417	1858	139	6414	147	9
1977	.978	162	4382	1788	137	6307	145	13
1978	.976	162	4317	1676	150	6143	153	11
1979	.977	162	4345	1777	145	6267	160	15
1980	.978	162	4378	1820	141	6339	150	15
1981	.982	103	2767	1100	72	3939	94	7
1982	.979	162	4293	1743	127	6163	140	6
1983	.974	163	4313	1816	165	6294	178	4
1984	.979	162	4332	1860	131	6323	157	3
1985	.980	162	4383	1907	127	6417	160	10
1986	.980	162	4322	1757	123	6202	153	16
1987	.979	162	4272	1853	131	6256	151	17
1988	.980	161	4285	1714	124	6123	147	12
1989	.982	162	4355	1761	114	6230	139	12
1990	.980	161	4262	1598	122	5982	161	13
1991	.980	162	4398	1694	125	6217	141	11
1992	.980	162	4342	1748	122	6212	164	14
1993	.984	162	4336	1709	97	6142	150	14
1994	.982	115	3095	1253	80	4428	102	5
1995	.984	144	3864	1660	90	5614	168	11
1996	.982	161	4350	1704	111	6165	184	11
1997	.985	161	4329	1630	91	6050	168	14
1998	.980	161	4309	1689	125	6123	172	11
1999	.980	161	4262	1727	125	6114	188	10
2000	.983	162	4318	1751	102	6171	185	7
2001	.981	162	4320	1801	117	6238	204	10
2002	.979	162	4323	1702	130	6155	153	8
2003	.982	162	4316	1704	108	6128	143	8



Yearly Batting Leaders

ROYALS RECORDS YEAR-BY-YEAR BATTING LEADERS

Average

1969	Piniella	282
1970	Piniella	301
1971	Otis	301
1972	Piniella	312
1973	Otis	300
1974	McRae	310
1975	Brett	308
1976	Brett	*333
1977	Brett, Cowens	312
1978	Otis	298
1979	Brett	329
1980	Brett	*390
1981	Brett	314
1982	Wilson	*332
1983	McRae	311
1984	McRae	303
1985	Brett	335
1986	Brett	290
1987	Seitzer	323
1988	Brett	306
1989	Seitzer	281
1990	Brett	*329
1991	Tartabull	316
1992	Brett, Jefferies	285
1993	Joyner	292
1994	Joyner	311
1995	Joyner	310
1996	Offerman	303
1997	Bell	291
1998	Offerman	315
1999	Sweeney	322
2000	Sweeney	333
2001	Beltran	306
2002	Sweeney	340
2003	Beltran	307

Games

1969	Foy, Hernandez	145
1970	Oliver	160
1971	Schaal	161
1972	Piniella	151
1973	Mayberry	152
1974	Patek	149
1975	Brett	159
1976	Mayberry	161
1977	Cowens, McRae	+162
1978	McRae	156
1979	Porter	157
1980	Wilson	161
1981	Wilson	102
1982	McRae	159
1983	McRae	157
1984	Motley	146
1985	Balboni	160
1986	Wilson	156
1987	Seitzer	161
1988	Brett	157
1989	Seitzer	160
1990	Seitzer	158
1991	McRae	152
1992	Brett, Jefferies	152
1993	Gagne	159
1994	McRae	114
1995	Gaetti	137
1996	Offerman	151
1997	King	155
1998	Damon	161
1999	Dye	158
2000	Damon, Sweeney	159
2001	Beltran	155
2002	Beltran	+162
2003	Berrea	158

* League Leader

At-Bats

1969	Foy	519
1970	Otis	620
1971	Patek	591
1972	Piniella	574
1973	Otis	583
1974	Otis	552
1975	Brett	+634
1976	Brett	+645
1977	McRae	641
1978	McRae	623
1979	Brett	645
1980	Wilson	*705
1981	Wilson	439
1982	McRae	613
1983	McRae	589
1984	Wilson	541
1985	Wilson	605
1986	Wilson	631
1987	Seitzer	641
1988	Wilson	591
1989	Seitzer	597
1990	Seitzer	622
1991	McRae	629
1992	Jefferies	604
1993	McRae	627
1994	Coleman	438
1995	Gaetti	514
1996	Offerman	561
1997	Bell	573
1998	Damon	642
1999	Beltran	663
2000	Damon	655
2001	Beltran	617
2002	Beltran	637
2003	Ibanez	608

Runs

1969	Foy	72
1970	Otis	91
1971	Patek	86
1972	Otis	75
1973	Otis	89
1974	Otis	87
1975	Mayberry	95
1976	Brett	94
1977	Brett	105
1978	McRae	90
1979	Brett	119
1980	Wilson	*133
1981	Wilson	54
1982	Brett	101
1983	Brett, Wilson	90
1984	Wilson	81
1985	Brett	108
1986	Smith	80
1987	Seitzer	105
1988	Brett, Seitzer	90
1989	Jackson	86
1990	Seitzer	91
1991	McRae	86
1992	Jefferies, Joyner	66
1993	Joyner	83
1994	McRae	71
1995	Gaetti	76
1996	Offerman	85
1997	Bell	89
1998	Damon	104
1999	Beltran	112
2000	Damon	*136
2001	Beltran	106
2002	Beltran	114
2003	Beltran	102

+Tied for League Lead

Hits

1969	Foy	139
1970	Otis	176
1971	Otis	167
1972	Piniella	179
1973	Otis	175
1974	McRae	167
1975	Brett	+195
1976	Brett	+215
1977	McRae	191
1978	McRae	170
1979	Brett	*212
1980	Wilson	*230
1981	Wilson	133
1982	Wilson	194
1983	McRae	183
1984	Wilson	163
1985	Brett	194
1986	Wilson	170
1987	Seitzer	+207
1988	Brett	180
1989	Seitzer	168
1990	Brett	179
1991	McRae	164
1992	Jefferies	172
1993	McRae	177
1994	McRae	119
1995	Joyner	144
1996	Offerman	170
1997	Bell	167
1998	Offerman	191
1999	Randa	197
2000	Damon	214
2001	Beltran	189
2002	Beltran	174
2003	Ibanez	179

Doubles

1969	Piniella	21
1970	Otis	+36
1971	Schaal	31
1972	Piniella	*33
1973	Rojas	29
1974	McRae	36
1975	Mayberry, McRae	38
1976	Otis	*40
1977	McRae	*54
1978	Brett	*45
1979	Brett	42
1980	McRae	39
1981	Brett	27
1982	McRae	+46
1983	McRae	41
1984	Slaught	27
1985	Brett	38
1986	White	37
1987	Seitzer	33
1988	Brett	42
1989	Eisenreich	33
1990	Brett	+45
1991	Brett	40
1992	Jefferies, Joyner	36
1993	Joyner	36
1994	Jose	28
1995	Joyner	28
1996	Lockhart, Offerman	33
1997	King	30
1998	Damon	30
1999	Dye, Sweeney	44
2000	Damon	42
2001	Sweeney	46
2002	Beltran	44
2003	Ibanez	33



Yearly Batting Leaders

Triples

1969	Piniella	6
1970	Otis	9
1971	Patek	*11
1972	3 Tied	4
1973	Patek	5
1974	Otis	9
1975	Brett	+13
1976	Brett	*14
1977	Cowens	14
1978	Brett, Cowens	8
1979	Brett	*20
1980	Wilson	+15
1981	Brett, Wilson	7
1982	Wilson	*15
1983	Wilson	8
1984	Wilson	9
1985	Wilson	*21
1986	Smith, Wilson	7
1987	Wilson	*15
1988	Wilson	+11
1989	3 Tied	7
1990	Brett, Eisenreich	7
1991	McRae	9
1992	Brett, McRae	5
1993	McRae	9
1994	Coleman	12
1995	Nunnally	6
1996	Offerman	8
1997	Damon	8
1998	Offerman	*13
1999	Damon, Feibles	9
2000	Damon	10
2001	Beltran	12
2002	Beltran	7
2003	Beltran	10

Home Runs

1969	Kirkpatrick	14
1970	Oliver	27
1971	Otis	15
1972	Mayberry	25
1973	Mayberry, Otis	26
1974	Mayberry	22
1975	Mayberry	34
1976	Otis	18
1977	Cowens, Mayberry	23
1978	Otis	22
1979	Brett	23
1980	Brett	24
1981	Aikens	17
1982	McRae	27
1983	Brett	25
1984	Balboni	28
1985	Balboni	36
1986	Balboni	29
1987	Tartabull	34
1988	Tartabull	26
1989	Jackson	32
1990	Jackson	28
1991	Tartabull	31
1992	MacFarlane	17
1993	MacFarlane	20
1994	Hamelin	24
1995	Gaetti	35
1996	Paquette	22
1997	Davis	30
1998	Palmer	34
1999	Dye	27
2000	Dye	33
2001	Sweeney	29
2002	Beltran	29
2003	Beltran	26

* League Leader

RBI

1969	Piniella	68
1970	Oliver	99
1971	Otis	79
1972	Mayberry	100
1973	Mayberry	100
1974	McRae	108
1975	Mayberry	106
1976	Mayberry	95
1977	Cowens	112
1978	Otis	96
1979	Porter	112
1980	Brett	118
1981	Otis	57
1982	McRae	*133
1983	Brett	93
1984	Balboni	77
1985	Brett	112
1986	Balboni	88
1987	Tartabull	101
1988	Brett	103
1989	Jackson	105
1990	Brett	87
1991	Tartabull	100
1992	Jefferies	75
1993	Brett	75
1994	Hamelin	65
1995	Gaetti	96
1996	Paquette	67
1997	King	112
1998	Palmer	119
1999	Dye	119
2000	Sweeney	144
2001	Beltran	101
2002	Beltran	105
2003	Beltran	100

Stolen Bases

1969	Kelly	40
1970	Kelly	34
1971	Otis	*52
1972	Patek	33
1973	Patek	36
1974	Patek	33
1975	Otis	39
1976	Patek	51
1977	Patek	*53
1978	Wilson	46
1979	Wilson	*63
1980	Wilson	79
1981	Wilson	34
1982	Wilson	37
1983	Wilson	59
1984	Wilson	47
1985	Wilson	43
1986	Wilson	34
1987	Wilson	59
1988	Wilson	35
1989	Eisenreich	27
1990	Wilson	24
1991	McRae	20
1992	Jefferies	19
2000	Jose	31
1994	Coleman	50
1995	Goodwin	50
1996	Goodwin	66
1997	Goodwin	34
1998	Offerman	45
1999	Damon	26
2000	Damon	*46
2001	Beltran	31
2002	Beltran	35
2003	Beltran	41

+Tied for League Lead

Walks

1969	Fiore	81
1970	Kelly	76
1971	Schaal	103
1972	Mayberry	78
1973	Mayberry	*122
1974	Mayberry, Patek	77
1975	Mayberry	*119
1976	Mayberry	82
1977	Mayberry	83
1978	Porter	75
1979	Porter	*121
1980	Porter	69
1981	Aikens	62
1982	Brett	71
1983	Brett	57
1984	Balboni	45
1985	Brett	103
1986	Brett	80
1987	Seitzer	80
1988	Brett	82
1989	Seitzer	102
1990	Seitzer	67
1991	Gibson	69
1992	McReynolds	67
1993	Joyner	66
1994	Hamelin	56
1995	Joyner	69
1996	Offerman	74
1997	King	89
1998	Offerman	89
1999	Damon	67
2000	Sweeney	71
2001	Sweeney	64
2002	Beltran	71
2003	Beltran	72

Total Bases

1969	Piniella	205
1970	Oliver	276
1971	Otis	246
1972	Mayberry	255
1973	Otis	282
1974	McRae	256
1975	Mayberry	303
1976	Brett	*298
1977	McRae	330
1978	McRae	267
1979	Brett	363
1980	Brett	298
1981	Brett	168
1982	McRae	332
1983	McRae	272
1984	Motley	230
1985	Brett	322
1986	White	263
1987	Tartabull	315
1988	Brett	300
1989	Jackson	255
1990	Brett	280
1991	Tartabull	287
1992	Jefferies	244
1993	McRae	259
1994	Hamelin	187
1995	Gaetti	266
1996	Offerman	234
1997	Bell	264
1998	Palmer	292
1999	Dye	320
2000	Dye	337
2001	Beltran	317
2002	Beltran	319
2003	Ibanez	276



Yearly Pitching Leaders

RECORDS REVEALED YEAR BY YEAR

Wins

1969	Bunker	12
1970	Rooker	10
1971	Drago	17
1972	Drago, Splitteroff	12
1973	Splitteroff	20
1974	Busby	22
1975	Busby	18
1976	Leonard	17
1977	Leonard	+20
1978	Leonard	21
1979	Splitteroff	15
1980	Leonard	20
1981	Leonard	13
1982	Gura	18
1983	Splitteroff	13
1984	Black	17
1985	Saberhagen	20
1986	Leibrandt	14
1987	Saberhagen	18
1988	Gubicza	20
1989	Saberhagen	+23
1990	Farr	13
1991	Appier, Saberhagen	13
1992	Appier	15
1993	Appier	18
1994	Cone	16
1995	Appier	15
1996	Belcher	15
1997	Belcher	13
1998	Belcher	14
1999	Rosado, Suppan	10
2000	Suppan	10
2001	Suppan	10
2002	Byrd	17
2003	May	10

Losses

1969	Rooker	16
1970	Drago, Rooker	15
1971	Drago	11
1972	Drago	17
1973	Busby	15
1974	Splitteroff	19
1975	Busby, Fitzmorris	12
1976	Pattin	14
1977	Colborn	14
1978	Leonard	17
1979	Splitteroff	17
1980	Leonard, Splitteroff	11
1981	Leonard	11
1982	Blue, Gura	12
1983	Gura	18
1984	Gubicza	14
1985	Black	15
1986	Leonard	13
1987	Gubicza, Jackson	18
1988	Saberhagen	16
1989	Gubicza, Leibrandt	11
1990	Gordon	11
1991	Gordon	14
1992	Gordon	10
1993	Cone	14
1994	Gubicza	9
1995	Gubicza	14
1996	Haney	14
1997	Appier	13
1998	Rusch	15
1999	Rosado	14
2000	Reichert, Suzuki	10
2001	Durbin	16
2002	Suppan	16
2003	May	8

* League Leader

ERA

1969	Bunker	3.23
1970	Johnson	3.07
1971	Hedlund	2.71
1972	Nelson	2.08
1973	Splitteroff	3.98
1974	Fitzmorris	2.79
1975	Busby	3.08
1976	Fitzmorris	3.06
1977	Leonard	3.04
1978	Gura	2.72
1979	Leonard	4.08
1980	Gura	2.95
1981	Gura	2.72
1982	Blue	3.78
1983	Splitteroff	3.63
1984	Black	3.12
1985	Leibrandt	2.69
1986	Jackson	3.20
1987	Saberhagen	3.36
1988	Gubicza	2.70
1989	Saberhagen	+2.16
1990	Appier	2.76
1991	Saberhagen	3.07
1992	Appier	2.46
1993	Appier	+2.56
1994	Cone	2.94
1995	Gubicza	3.75
1996	Appier	3.62
1997	Appier	3.40
1998	Belcher	4.27
1999	Rosado	3.85
2000	Santiago	3.91
2001	Grimsley	3.02
2002	Mullen	3.15
2003	May	3.77

Games

1969	Drabowsky	52
1970	Wright	47
1971	Burgmeier	68
1972	Burgmeier	51
1973	Bird	54
1974	Bird	55
1975	Bird	51
1976	Littell	60
1977	Bird	53
1978	Hrabosky	58
1979	Hrabosky	58
1980	Quisenberry	+75
1981	Quisenberry	40
1982	Quisenberry	72
1983	Quisenberry	+69
1984	Quisenberry	72
1985	Quisenberry	+84
1986	Quisenberry	62
1987	Gleaton	48
1988	Farr	62
1989	Montgomery	63
1990	Montgomery	73
1991	Montgomery	67
1992	Montgomery	65
1993	Montgomery	69
1994	Brewer	50
1995	Montgomery	51
1996	Pichardo	57
1997	Montgomery	55
1998	Service	73
1999	Service	68
2000	Bottalico	62
2001	Grimsley	73
2002	Grimsley	70
2003	Grimsley	76

+Tied for League Lead

Starts

1969	Bunker	31
1970	Drago	34
1971	Drago	34
1972	Drago, Splitteroff	33
1973	Splitteroff	38
1974	Busby	38
1975	Fitzmorris	35
1976	Leonard	34
1977	Leonard, Splitteroff	37
1978	Leonard	+40
1979	Splitteroff	35
1980	Leonard	+38
1981	Leonard	+26
1982	Gura	37
1983	Gura	31
1984	Black	35
1985	Black, Leibrandt	33
1986	Leibrandt	34
1987	Gubicza, Leibrandt	35
1988	3 Tied	35
1989	Gubicza	+36
1990	Gordon	32
1991	Appier	31
1992	Appier	30
1993	Appier, Cone	34
1994	Gordon	24
1995	Gubicza	+33
1996	Belcher, Haney	35
1997	Appier	34
1998	Belcher	34
1999	Rosado	33
2000	Suppan	33
2001	Suppan	34
2002	Byrd, Suppan	33
2003	May	32

Complete Games

1969	Bunker, Drago	10
1970	Johnson	10
1971	Drago	15
1972	Splitteroff	12
1973	Splitteroff	12
1974	Busby	20
1975	Busby	18
1976	Leonard	16
1977	Leonard	21
1978	Leonard	20
1979	Leonard	12
1980	Gura	16
1981	Gura	12
1982	Gura	8
1983	Gura	5
1984	Black	8
1985	Saberhagen	10
1986	Leibrandt	8
1987	Saberhagen	15
1988	Saberhagen	9
1989	Saberhagen	+12
1990	Gordon	6
1991	Saberhagen	7
1992	Appier	3
1993	Cone	6
1994	Cone	4
1995	Appier	4
1996	Appier	5
1997	Appier	4
1998	Belcher, Rosado	2
1999	Rosado	5
2000	Suppan	3
2001	Durbin	2
2002	Byrd	+7
2003	Anderson, May, Wright	2

Yearly Pitching Leaders

Shutouts

1969	Butler	4
1970	Rooker	3
1971	Drago	4
1972	Nelson	6
1973	Spittorff	3
1974	Fitzmorris	4
1975	Busby, Fitzmorris, Spittorff	3
1976	Leonard, Fitzmorris	2
1977	Leonard	5
1978	Leonard	4
1979	Leonard	+5
1980	Gura	4
1981	Gura, Leonard	2
1982	Gura	3
1983	Perry, Rasmussen	1
1984	Gubicza	2
1985	Jackson, Leibrandt	3
1986	Gubicza, Leonard, Saberhagen	2
1987	Saberhagen	4
1988	Gubicza	4
1989	Saberhagen	4
1990	Appier, Farr	1
1991	Appier	3
1992	5 pitchers	1
1993	Appier, Cone, Haney	1
1994	Cone	3
1995	Gubicza	2
1996	5 pitchers	1
1997	Appier, Belcher	1
1998	Rapp, Rosado, Rusch	1
1999	Witasick	1
2000	Reichert, Suppan, Suzuki	1
2001	None	0
2002	Byrd	2
2003	Anderson, May, Wright	1

Saves

1969	Drabowsky	11
1970	Abernathy	12
1971	Abernathy	23
1972	Burgmeier	9
1973	Bird	20
1974	Bird	10
1975	Bird	11
1976	Littell	16
1977	Bird	14
1978	Hrabosky	20
1979	Hrabosky	11
1980	Quisenberry	+33
1981	Quisenberry	18
1982	Quisenberry	*35
1983	Quisenberry	*45
1984	Quisenberry	*44
1985	Quisenberry	*37
1986	Quisenberry	12
1987	Garber, Quisenberry	8
1988	Farr	20
1989	Farr, Montgomery	18
1990	Montgomery	24
1991	Montgomery	33
1992	Montgomery	39
1993	Montgomery	+45
1994	Montgomery	27
1995	Montgomery	31
1996	Montgomery	24
1997	Montgomery	14
1998	Montgomery	36
1999	Montgomery	12
2000	Bottalico	16
2001	Hernandez	28
2002	Hernandez	26
2003	MacDougal	27

* League Leader

Innings Pitched

1969	Bunker	222.2
1970	Drago	240.0
1971	Drago	241.1
1972	Drago	239.1
1973	Spittorff	262.0
1974	Busby	292.1
1975	Busby	260.1
1976	Leonard	259.0
1977	Leonard	292.2
1978	Leonard	294.2
1979	Spittorff	240.0
1980	Gura	283.1
1981	Leonard	*201.2
1982	Gura	248.0
1983	Gura	200.1
1984	Black	257.0
1985	Leibrandt	237.2
1986	Leibrandt	231.1
1987	Saberhagen	257.0
1988	Gubicza	269.2
1989	Saberhagen	*262.1
1990	Gordon	195.1
1991	Appier	207.2
1992	Appier	208.1
1993	Cone	254.0
1994	Cone	171.2
1995	Gubicza	213.1
1996	Belcher	238.2
1997	Appier	235.2
1998	Belcher	234.0
1999	Suppan	208.2
2000	Suppan	217.0
2001	Suppan	218.1
2002	Byrd	228.1
2003	May	210.0

Strikeouts

1969	Butler	156
1970	Johnson	206
1971	Drago	109
1972	Spittorff	140
1973	Busby	174
1974	Busby	198
1975	Busby	160
1976	Leonard	148
1977	Leonard	244
1978	Leonard	183
1979	Leonard	126
1980	Leonard	155
1981	Leonard	107
1982	Blue	103
1983	Spittorff	61
1984	Black	140
1985	Saberhagen	158
1986	Gubicza	118
1987	Gubicza	166
1988	Gubicza	183
1989	Saberhagen	193
1990	Gordon	175
1991	Gordon	167
1992	Appier	150
1993	Cone	191
1994	Appier	193
1995	Appier	185
1996	Appier	207
1997	Appier	196
1998	Rosado	135
1999	Rosado	141
2000	Suzuki	135
2001	Suppan	120
2002	Byrd	129
2003	May	115

+Tied for League Lead

Walks

1969	Butler	91
1970	Rooker	102
1971	Hedlund	72
1972	Spittorff	67
1973	Busby	105
1974	Busby	92
1975	Leonard	90
1976	Leonard	70
1977	Spittorff	83
1978	Gale	100
1979	Gale	99
1980	Leonard	80
1981	Leonard	41
1982	Blue	80
1983	Gura	76
1984	Gubicza	75
1985	Gubicza	77
1986	Gubicza	84
1987	Gubicza	120
1988	Gubicza	83
1989	Gordon	86
1990	Gordon	99
1991	Gordon	87
1992	Appier	68
1993	Cone	114
1994	Gordon	87
1995	Gordon	89
1996	Appier	75
1997	Appier	74
1998	Rapp	107
1999	Rosado	72
2000	Suzuki	94
2001	Stein	79
2002	Suppan	68
2003	May	53

Home Runs

1969	Bunker	29
1970	Drago	20
1971	Hedlund	15
1972	Drago	22
1973	Busby	18
1974	Spittorff	23
1975	Briles	19
1976	Bird	17
1977	Colborn	22
1978	Leonard	27
1979	Leonard	33
1980	Leonard	30
1981	Leonard	15
1982	Gura	31
1983	Gura	23
1984	Gura	26
1985	Saberhagen	19
1986	Leonard	22
1987	Saberhagen	27
1988	Bannister	22
1989	Leibrandt, Saberhagen	13
1990	Gordon	17
1991	Gordon	16
1992	Appier, Reed	10
1993	Cone	20
1994	Cone, Gordon	15
1995	Gubicza	21
1996	Belcher	28
1997	Belcher	31
1998	Belcher	37
1999	Suppan	28
2000	Suppan	36
2001	Durbin, Suppan, Wilson	26
2002	Byrd	36
2003	May	31

Single Season Records

(Does not include strike-shortened season yearly totals)

Season Records

Club General-Season

- Best Record, Overall:** 102-60, 1977
- Worst Record, Overall:** 62-100, 2002
- Most Games Won:** 102, 1977
- Most Games Lost:** 100, 2002
- Highest Winning Percentage:** .630, 1977
- Lowest Winning Percentage:** .383, 2002
- Best Record, Home:** 56-25, 1978; 1982
- Worst Record, Home:** 29-51, 1998
- Best Record, Away:** 48-33, 1980
- Worst Record, Away:** 25-56, 2002
- Wins Over One Club, Home:**
 - 8, 3 times, Minnesota and Texas, 1975; Detroit, 2001
- Losses to One Club, Home:**
 - 8, Minnesota, 2002
- Wins Over One Club, Away:**
 - 8, 3 times, Chicago and California, 1975; Cleveland, 2003
- Losses to One Club, Away:**
 - 8, twice, Minnesota, 1970, Oakland, 1975
- Most Total Wins Over One Club:**
 - 14, 3 times, California and Texas, 1975; Detroit, 2003
- Most Total Losses to One Club:**
 - 14, twice, Chicago, 2001 and Minnesota, 2002
- Most Shutouts Participated:** 33, 1971
- Most Shutouts Won:** 16, 1972
- Most Shutouts Lost:** 18, 1971; 1989
- Most Shutouts Won, Home:** 13, 1972
- Most Shutouts Lost, Home:** 9, 1971
- Most Shutouts Won Away:** 9, 1977
- Most Shutouts Lost, Away:** 10, 1972; 1989
- Most Shutouts Over One Team:**
 - 4, Milwaukee, 1974



Willie Wilson holds several club records, including most career stolen bases with 612.

- Must Shutouts by Opponent:** 4, 3 times, Baltimore and Chicago, 1971, and Texas, 1973
- Best Winning Percentage, Season Series:** 1.000 vs. Baltimore (12-0), 1988
- Most One-Run Games Played:** 70, 1993
- Most One-Run Games Won:** 38, 1993
- Fewest One-Run Games Won:** 11, 1999, 2001
- Most One-Run Games Lost:** 33, 1970
- Fewest One-Run Games Lost:** 12, 1980
- Most One-Run Victories, Home:** 21, 1977, 1993
- Fewest One-Run Victories, Home:** 4, 1998
- Most One-Run Victories, Away:** 17, 1993
- Fewest One-Run Victories, Away:** 1, 2001
- Most One-Run Losses, Home:** 16, 1993
- Fewest One-Run Losses, Home:** 4, 2001
- Most One-Run Losses, Away:** 22, 1971
- Fewest One-Run Losses, Away:** 6, 1980
- Best Homestand:** 8-1, twice, Sept. 14-21, 1977 and July 19-27, 1978 (Fewer than 9 games: 8-0, Sept. 2-8, 1985; 7-0, June 2-8, 1988; 5-0, March 31-April 6, 2003)
- Worst Homestand:** 2-11, Aug. 26-Sept. 8, 1974 (9 games or less: 1-8, April 13-23, 1992)
- Most Games Won, Homestand:**
 - 12, July 25-Aug. 7, 1994 (12-2)
- Most Games Lost, Homestand:**
 - 11, Aug. 26-Sept. 8, 1974 (2-11)
- Best Trip:** 7-0, Sept. 5-11, 1977 (Fewer than 7 games: 3-0, 3 times, April 13-15, 1973, Aug. 18-20, 1980; Sept. 28-30, 1981)
- Worst Trip:** 0-9, twice, June 27-July 6, 1986 and April 14-23, 2000. (Fewer than 7 games: 0-6, Sept. 22-28, 1980, April 6-12, 1992, June 30-July 6, 1997 and July 23-28, 2002)
- Most Games Won, Trip:** 10, Aug. 29-Sept. 10, 1975 (10-5)
- Most Games Lost, Trip:**
 - 11, Aug. 28-Sept. 9, 1990 (2-11)
- Most Extra-Inning Games, Played:** 22, 1970
- Most Extra-Inning Games, Won:** 14, 1970
- Most Extra-Inning Games, Lost:** 12, 1969, 2002
- Best Extra-Inning Record:** 12-5, 1975
- Most Doubleheaders Won:**
 - 7, twice, 1970; 1971
- Best Doubleheader Record:** 5-1-3, 1973
- Most 1-0 Victories:** 5, 1972
- Most 1-0 Losses:** 4, 1971; 1989; 1992
- Most Wins vs. RHP Starters:** 71, 1977
- Most Losses vs. RHP Starters:** 80, 1999
- Most Wins vs. LHP Starters:** 41, 1980
- Most Losses vs. LHP Starters:** 34, 1974, 1997, 2001
- Most Players Used, Season:** 53, 2003
- Fewest Players Used, Season:** 32, 1975

Single Season Records



Jeff Montgomery's 45 saves in 1993 is tied with Dan Quisenberry for most saves in a single season.

Club Batting-Season

Highest Batting Average: .288, 2000
Lowest Batting Average: .240, 1969
Most At Bats: 5,714, 1980
Fewest At Bats: 5,295, 1971
Most Runs: 879, 2000
Fewest Runs: 586, 1969 (580, 154 games, 1972)
Most Opponent Runs: 930, 2000
Fewest Opponent Runs: 566, 1971 (545, 154 games, 1972)
Most Total Bases: 2,440, 1977
Fewest Total Bases: 1,848, 1969
Most Hits: 1,644, 2000
Fewest Hits: 1,311, 1969
Most Singles: 1,193, 1980
Fewest Singles: 920, 1985
Most Doubles: 316, 1990
Fewest Doubles: 179, 1969
Most Triples: 79, 1979
Fewest Triples: 32, 1969
Most Home Runs: 168, 1987
Fewest Home Runs: 65, 1976
Most Home Runs, Home: 88, 1997, 2002
Fewest Home Runs, Home: 24, 1992
Most Home Runs, Away: 95, 1987
Fewest Home Runs, Away: 28, 1976
Runs Batted In: 831, 2000
Highest Slugging Percentage: .436, 1977
Lowest Slugging Percentage: .338, 1969
Most Stolen Bases: 218, 1976
Most Times Caught Stealing: 87, 1977
Most Times Stole Home: 9, 1996
Most Times GDP: 156, 1999
Fewest Times GDP: 95, 1978
Most Sacrifice Hits: 72, 1972
Most Sacrifice Flies: 76, 1979
Most Grand Slams: 7, 1991
Most Pinch Hit At Bats: 231, 1969
Most Pinch Hits: 49, 1991
Fewest Pinch Hits: 12, 1982

Most Pinch Hit RBI: 33, 1977
Best Pinch Hit Average: .303, 1983
Most Pinch Hit Home Runs: 6, 1995
Most DH Hits: 205, 1977
Fewest DH Hits: 129, 1987
Most DH RBI: 133, 1982
Best DH Average: .313, 1982, 1983
Most Strikeouts: 1,061, 1997
Fewest Strikeouts: 644, 1978
Most Walks: 644, 1973
Fewest Walks: 397, 1983
Most Runners LOB: 1,209, 1980
Fewest Runners LOB: 1057, 1985
Most Times HBP: 75, 2003
Fewest Times HBP: 21, 1970

Club Pitching-Season

Lowest ERA: 3.21, 1976
Highest ERA: 5.48, 2000
Most Complete Games: 54, 1974
Fewest Complete Games: 5, 2001
Most Strikeouts: 1,006, 1990
Fewest Strikeouts: 593, 1983
Most Walks: 693, 2000
Fewest Walks: 433, 1984 (405, 154 games, 1972)
Games No Walks: 17, 1992, 1996
Most Hits: 1,607, 1999
Fewest Hits: 1,301, 1971 (1293, 154 games, 1972)
Most Runs: 930, 2000
Fewest Runs: 603, 1971 (545, 154 games, 1972)
Most Saves: 50, 1984
Fewest Saves: 17, 1974



Royals All-Stars (L-R) Amos Otis (5), Fred Patek (2), Cookie Rojas (4) and Lou Piniella (1) combined for 12 All-Star selections during their Royals careers. Photo by Bob Cunningham

Single Season Records

Club Fielding-Season

Highest Fielding Percentage: .985, 1997
Lowest Fielding Percentage: .974, 1973, 1983
Fewest Errors: 91, 1997
Most Errors: 167, 1973
Most Double Plays: 204, 2001
Fewest Double Plays: 114, 1969
Five or More Double Plays, Game:
 3 times, 1971 (Tied American League Record)
Most Errorless Games: 95, 1993
Fewest Passed Balls: 3, 1984

Individual Batting-Season

Highest Average: .390, George Brett, 1980
Highest Slugging Percentage:
 .664, George Brett, 1980
Most Games Played:
 162, 3 times, Al Cowens, 1977, Hal McRae, 1977
 and Carlos Beltran, 2002
Most Games Played by Rookie:
 161, Kevin Seitzer, 1987
Most At Bats: 705, Willie Wilson, 1980
Most Runs: 136, Johnny Damon, 2000
Most Hits: 230, Willie Wilson, 1980
Most Total Bases: 363, George Brett, 1979
Most Singles: 184, Willie Wilson, 1980
Most Doubles: 54, Hal McRae, 1977
Most Triples: 21, Willie Wilson, 1985
Most Home Runs:
RH Batter: 36, Steve Balboni, 1985
LH Batter: 34, John Mayberry, 1975
Home: 21, Chili Davis, 1997; Dean Palmer, 1998
Road: 23, John Mayberry, 1975
Most Extra-Inning Home Runs:
 3, Raul Ibanez, 2002
Most Grand Slams: 3, Danny Tartabull, 1988
Most RBI: 144, Mike Sweeney, 2000
Most Multi-Hit Games: 71, Willie Wilson, 1980
Most Games, 3+ Hits: 29, George Brett, 1976



John Mayberry clubbed 34 home runs in 1975, the most by a Royals left-handed hitter.

Most Games, 4+ Hits: 9, Johnny Damon, 2000
Best Pinch Hit Average: (10 at bats)
 .550, Kevin Seitzer (11-for-20), 1991
Most Pinch Hits: 15, Hal McRae, 1986
Most Stolen Bases: 83, Willie Wilson, 1979
Most Strikeouts: 172, Bo Jackson, 1989
Fewest Strikeouts: (min. 502 plate appearances) 22, George Brett, 1980
Most Walks: 122, John Mayberry, 1973
Most Intentional Walks: 31, George Brett, 1985
Most Sacrifice Hits: 21, Tom Goodwin, 1996
Most Sacrifice Flies: 13, Darrell Porter, 1979,
 Dean Palmer, 1998 and Mike Sweeney, 2000
Most Times HBP: 18, Mike Macfarlane, 1994
 and Angel Berroa, 2003
Most Times GDP: 26, John Wathan, 1982
Fewest Times GDP: 1, Willie Wilson, 1979

Individual Fielding-Season

Double Plays by Position:
First Baseman: 156, John Mayberry, 1973
Second Baseman: 124, Frank White, 1983
Shortstop: 115, Fred Patek, 1973
Third Baseman: 33, George Brett, 1977,
 1985; Kevin Seitzer, 1988
Outfielder: 6, Amos Otis, 1970; Jermaine
 Dye, 1999
Catcher: 13, Mike Sweeney, 1997
Pitcher: 9, Dick Drago, 1971
Outfield Assists: 17, Jermaine Dye, 1999

Individual Pitching-Season

Games: 84, Dan Quisenberry, 1985
Games by Rookie: 68, Mike MacDougal, 2003
Complete Games: 21, Dennis Leonard, 1977
Starts: 40, Dennis Leonard, 1978
Games Finished: 77, Dan Quisenberry, 1985
Shutouts: 6, Roger Nelson, 1972
Wins: 23, Bret Saberhagen, 1989
Wins vs. One Club: 5, twice, Paul Splittorff vs.
 Chicago (5-0), 1973; Steve Busby vs. California
 (5-0), 1974.
Relief Wins: 12, Dan Quisenberry, 1980
Win Percentage, Starter:
 .793, Bret Saberhagen (23-6), 1989
Losses: 19, Paul Splittorff, 1974
Innings Pitched: 294.2, Dennis Leonard, 1978
Most Runs Allowed: 137, Larry Gura, 1979
Most Earned Runs Allowed:
 123, Jeff Suppan, 2002
Most Hits Allowed: 284, Steve Busby, 1974
Most Walks Allowed: 120, Mark Gubicza, 1987
Complete Games, No Walks:
 5, Dick Drago, 1971
Most Strikeouts: 244, Dennis Leonard, 1977
Best ERA, Starter: 2.08, Roger Nelson, 1972
Best ERA, Reliever: 1.71, Ted Abernathy, 1972
Most HR Allowed: 37, Tim Belcher, 1998
Most Saves: 45, Dan Quisenberry, 1983; Jeff
 Montgomery, 1993.
Most Saves by Rookie: 27, Mike MacDougal, 2003

Single Game Records

Most Saves vs. One Club:

8, Jeff Montgomery vs. Milwaukee, 1991

Most Hit Batsmen:

13, Jim Colborn, 1977; Mike Boddicker, 1991

Most Wild Pitches: 18, Dan Reichert, 2000

Most Balks: 7, Buddy Black, 1982

Club General-Game

Players Used:

27 (ML record) at California, Sept. 10, 1969

Players Used by Opponent:

27, at Minnesota, Sept. 29, 1970 (12 innings)

Players Used, Both Teams:

42 (A.L. record), Oakland (24) at Kansas City (18), Sept. 20, 1975

Players Used, Both Teams, Extra Innings:

49, Kansas City (22) at Minnesota (27), Sept. 29, 1970 (12 innings)

Longest Game, 9 Innings, Home:

4:08, vs. St. Louis, June 9, 1999

Longest Game, 9 Innings, Away:

3:53, at Baltimore, July 13, 1995

Shortest Game, 9 Innings, Home:

1:42, Seattle, Sept. 26, 1978

Shortest Game, Home:

1:22, Minnesota, July 29, 1987, 5 innings

Shortest Game, 9 Innings, Away:

1:35, Oakland, Sept. 28, 1971

Shortest Game, Away:

0:48, Baltimore, July 30, 1971, 4-1/2 innings

Longest Game, Extra Innings, Home:

6:28, Texas, June 6, 1991 (18 innings)

Longest Game, Extra Innings, Away:

5:00, at Anaheim, Sept. 13, 1997 (13 innings)

Shortest Game, Extra Innings, Home:

2:30, twice, Oakland, Sept. 17, 1969; California, May 14, 1973 (both 10 innings)

Shortest Game, Extra Innings, Away:

2:01, Chicago, Sept. 27, 1973 (10 innings)

Longest Game, Innings, Home:

18, twice, Texas, May 17, 1972; Texas, June 6, 1991

Longest Game, Innings, Away:

16, at New York, Aug. 27, 1972, (second game)

Longest 1-0 Win:

15 innings, vs. Minnesota, May 23, 1981

Longest 1-0 Loss:

14 innings at Cleveland, July 23, 1992

Largest Winning Margin:

17 (23-6), vs. Minnesota, April 6, 1974

Largest Losing Margin:

18 (3-21), vs. Oakland, June 18, 2000

Largest Shutout Victory:

16-0, vs. Oakland, June 25, 1984

Largest Shutout Loss:

0-17, vs. Detroit, July 20, 1991

Club Batting-Game

Fewest At Bats:

20, vs. Toronto, April 6, 1989 (8 Innings)

Runs Scored:

23, vs. Minnesota (6), April 6, 1974

Runs Scored, Opponent:

22, vs. Boston, April 12, 1994

Runs Scored, Both Teams:

33, Boston (22) at Kansas City (11), April 12, 1994

Scored in Every Inning:

vs. Oakland, September 14, 1998

RBI: 21, vs. Minnesota, April 6, 1974

RBI, Opponent: 21, vs. Oakland, June 18, 2000

RBI, Both Teams:

30, Boston (19) at Kansas City (11), April 12, 1994

Hits: 24, at Detroit, June 15, 1976

Hits, Opponent:

26, at New York, Aug. 27, 1972 (2nd game)

Hits, Both Teams:

40, twice, Kansas City (20) at Minnesota (20), Sept. 29, 1970; Kansas City (14) at New York (26), Aug. 27, 1972 (2nd game)

Singles: 20, at Minnesota, June 24, 1990

Singles, Extra Innings:

20, vs. Detroit, July 29 (16 innings)

Singles, Opponent:

21, at New York, Aug. 27, 1972 (2nd game)

Singles, Both Teams:

36, Kansas City (18) at Minnesota (18), Sept. 29, 1970

Doubles: 11, vs. New York, Aug. 11, 2003

Doubles, Opponent: 8, 3 times, at Seattle, May 11 & 12, 1996 and vs. New York, Aug. 11, 2003

Doubles, Both Teams: 19, New York (8) at Kansas City (11), Aug. 11, 2003 (AL Record)

Triples: 5, twice, vs. Minnesota, Aug. 7, 1974

(2nd game), and vs. Chicago, June 4, 1978

Triples, Opponent: 4, Boston, Aug. 24, 1971

Triples, Both Teams:

6, Boston (4) at Kansas City (2), Aug. 24, 1971

Home Runs: 6, twice, at Detroit, July 14, 1991

and at Seattle, May 21, 2003

Home Runs, Opponent: 6, 5 times, at Boston,

May 28, 1977, vs. Texas, July 21, 1998, vs. Minnesota, April 9, 2000, vs. Tampa Bay, Aug. 10, 2002 and vs. Chicago, July 30, 2003

Home Runs, Both Teams: 9, 4 times, Kansas City (3) at Boston (6), May 28, 1977, Kansas City (6) at Detroit (3), July 14, 1991 and Kansas City (3) vs. Minnesota (6), April 9, 2000, Kansas City (5), Cleveland (4), June 30, 2001

Back-to-Back-to-Back Home Runs,

Both Teams: Kansas City vs. Minnesota, April 9, 2000 (Min-Corey Koskie, Ron Coomer, Jacque Jones-6th inning; KC-Carlos Beltran, Jermaine Dye, Mike Sweeney-8th inning) (ML record)

Extra Base Hits: 12, at Chicago, May 13,

1979 (9 2B, 1 3B, 2 HR)

Extra Base Hits, Opponent: 12, at Seattle,

May 11, 1996 (8 2B, 4 HR)

Extra Base Hits, Both Teams: 21, New York

(10) at Kansas City (11), Aug. 11, 2003

Total Bases: 37, Sept. 12, 1982 vs. Minnesota

(11 1B, 5 2B, 4 HR)

Total Bases, Opponent:

39, twice, vs. Minnesota, April 9, 2000 (5 1B, 5 2B, 6 HR) and vs. Chicago, July 30, 2003 (11 1B, 2 2B, 6 HR)

Single Game Records

- Hit by Pitch:** 5, at Texas, Sept. 3, 1989
HBP Both Teams: 7, at Texas, Sept. 3, 1989
Left on Base: 17, at California, May 26, 1972
LOB, Opponent: 18, by Cleveland, May 1, 1985
LOB, Both Teams: 28, Kansas City (15) at Chicago (13), April 21, 1974
Fewest LOB:
 0, 2 times, vs. Cleveland, July 18, 1970 and at Pittsburgh, June 2, 2000
Fewest LOB, Opponent:
 0, 7 times, latest vs. Texas, July 27, 1993
Fewest LOB, Both Teams:
 3, 4 times, latest at California, Sept. 9, 1985
LOB, Extra Innings:
 25, vs. Texas, June 6, 1991 (18 innings), AL Record
LOB, Extra Innings, Opponent:
 20, vs. Texas, June 6, 1991 (18 innings)
LOB, Extra Innings, Both Teams:
 45, Kansas City (25) vs. Texas (20), June 6, 1991 (18 innings), Tied ML Record
Fewest LOB, Extra Innings:
 3, twice, at Boston, June 6, 1969 (11 innings); and vs. Oakland, Sept. 13, 1971 (11 innings)
Fewest LOB, Extra Innings, Opponent:
 2, Oakland, June 16, 1969 (2nd game—12 innings)
Fewest LOB, Extra Innings, Both Teams:
 6, Kansas City (3) at Boston (3), June 6, 1969 (11 innings)
Pinch-Hitters Used: 7, twice, vs. Seattle, Sept. 14, 1991 and vs. California, Sept. 28, 1991
Designated Hitters Used:
 4, vs. Cleveland, Sept. 19, 1997 (2nd game)
Pinch-Runners Used:
 4, vs. Oakland, Sept. 15, 1977
Catchers Used, Extra Inning Game:
 4, vs. Chicago (Martinez, Taylor, Healy, Kirkpatrick), Sept. 21, 1973 (12 innings), (tied Major League record)
Catchers Used, Extra Innings, Both Clubs:
 6, Chicago (2) vs. Kansas City (4), Sept. 21, 1973 (12 innings—tied ML record)
Strikeouts: 18, at Toronto, Aug. 25, 1998
Strikeouts Extra Innings: 18, at California, May 8, 1996 (14 innings)
Walks Received: 15, at Chicago, Sept. 4, 1975
Intentional Walks Received:
 5, vs. Detroit, July 14, 1974
Intentional Walks Received Extra Innings:
 6, vs. Texas, June 6, 1991 (18 innings)
Stolen Bases: 8, vs. Baltimore, Aug. 1, 1998

Club Pitching-Game

- Pitchers Used:** 8, at California, Sept. 7, 1975
Pitchers Used, Extra Innings:
 8, twice, vs. Toronto, Aug. 20, 1996 (14 innings); vs. Florida, June 10, 2002 (14 innings)
Pitchers Used, Extra Innings, Opponent:
 8, three times, at Seattle, Sept. 20, 1988; at



Bo Jackson is one of five Royals to hit three home runs in a single game.

- Anaheim, Sept. 13, 1997; vs. Detroit, July 21, 1998
Pitchers Used, Both Teams- 9 innings:
 13, Kansas City (7) at Minnesota (6), Sept. 29, 1970; Kansas City (6) at Minnesota (7), Sept. 17, 1972 and Detroit (8) at Kansas City (5), Sept. 21, 1998
Pitchers Used, Extra Innings Both Teams:
 15, Kansas City (8) vs. Florida (7), June 10, 2002
Strikeouts: 16, 3 times, vs. Chicago, July 9, 1989, at New York, April 20, 1991; vs. Texas, May 25, 1994; at Oakland, Sept. 17, 1999
Strikeouts, Extra Innings:
 17, vs. Cleveland, May 2, 1970 (17 innings)
Walks: 14, 3 times, at Minnesota, Sept. 10, 1976, at New York, May 14, 1980; vs. Florida, June 10, 2002
Hit Batsmen: 4, 4 times, vs. Minnesota, April 13, 1971, at Seattle, Sept. 1, 1990, vs. Detroit, July 15, 1994 (1st game), and at New York, April 15, 2000

Club Fielding-Game

- Double Plays:** 6, twice, vs. Oakland, May 14, 1971; at Baltimore, May 6, 1972
Double Plays, Opponent:
 6, Oakland, Sept. 13, 1970 (1st game)
Double Plays, Both Teams:
 9, Oakland (3) at Kansas City (6), May 14, 1971
Triple Plays: 1, 5 times, at Texas, Aug. 13, 1972; at New York, May 3, 1985; vs. Boston, July 4, 1988; vs. Oakland, May 14, 1994; at Baltimore, April 3, 1996
Triple Plays, Opponent: 1, 4 times, at Baltimore, Aug. 6, 1969; at California, June 26, 1970; vs. Baltimore, June 3, 1977, and at Oakland, June 19, 1979
Errors: 8, at Oakland, May 13, 1974
Errors, Opponent: 7, Oakland, July 24, 1976
Errors, Both Teams:
 9, Kansas City (2) at Texas (7), May 24, 1976

Single Game Records

Individual Batting-Game

Hits: 6, twice, Bob Oliver at California, May 4, 1969 (4 1B, 2B HR); Kevin Seitzer vs. Boston, Aug. 2, 1987 (3 1B, 2B, 2 HR)

Hits, Pitcher: 3, twice, Paul Splittorff vs. Oakland, May 19, 1972; Steve Busby at California, Sept. 20, 1972

Runs Scored: 5, twice, Tony Solaita vs. California, June 18, 1975; Tom Poquette at Detroit, June 15, 1976

At Bats: 8, 9 times, latest Jose Offerman, Hal Morris and Dean Palmer, vs. Milwaukee, June 10, 1998

Best Perfect Day: 6-for-6, twice, Bob Oliver at California, May 4, 1969 and Kevin Seitzer vs. Boston, Aug. 2, 1987

Hit For Cycle: 6 times, Fred Patek at Minnesota, July 9, 1971; John Mayberry, vs. Chicago, Aug. 5, 1977; George Brett, twice, vs. Baltimore, May 28, 1979 (2 HR) and at Toronto, July 25, 1990; Frank White, twice, at California, Sept. 26, 1979; vs. Detroit, Aug. 3, 1982

Singles: 5, 4 times, George Brett vs. California, Sept. 9, 1976; Hal McRae at Chicago, Aug. 2, 1980; Kevin Seitzer at California, July 4, 1991; Wally Joyner, vs. Detroit, July 16, 1994

Doubles: 4, Johnny Damon, vs. Chicago (NL), July 18, 2000

Triples: 2, 17 times, latest, Johnny Damon, vs. Texas, Sept. 8, 2000

Home Runs: 3, 7 times, John Mayberry at Texas, July 1, 1975; Tony Solaita at California, Sept. 7, 1975 (11 innings); John Mayberry at Toronto, June 1, 1977; George Brett at Texas, July 22, 1979; at Detroit, April 20, 1983; Bo Jackson, at New York, July 17, 1990; Danny Tartabull, vs. Oakland, July 6, 1991

Total Bases: 13, twice, George Brett at Detroit, April 20, 1983 (3 HR, 1 1B) and Kevin Seitzer vs. Boston, August 2, 1987 (2 HR, 1 2B, 3 1B)

Total Bases, Extra Innings: 14, George Brett vs. Baltimore, May 28, 1979

Extra Base Hits: 4, twice, Hal McRae vs. Cleveland, Aug. 27, 1974, (1st game) (3 2B, 1 HR), Johnny Damon vs. Chicago (NL), July 18, 2000 (4 2B)

Extra Base Hits, Extra Innings: 4, George Brett vs. Baltimore, May 28, 1979 (1 2B, 1 3B, 2 HR)

RBI: 7, 9 times, Jerry Grote vs. Seattle, June 3, 1981; Willie Aikens vs. Oakland, Sept. 30, 1982; George Brett at Detroit, April 20, 1983; Frank White vs. Texas, Aug. 19, 1986; Bo Jackson, vs. Detroit, April 14, 1987; at New York, July 17, 1990; Kevin Seitzer vs. Boston, Aug. 2, 1987; Johnny Damon at California, Aug. 10, 1996; Raul Ibanez vs. Anaheim, July 14, 2002

Walks: 4, 11 times, latest, Johnny Damon, vs. Oakland, July 25, 1999

Strikeouts: 5, 3 times, Bo Jackson at New

York, April 18, 1987, Greg Gagne vs. Boston, Aug. 28, 1993 and Bob Hamelin at Detroit, May 24, 1995 at Toronto

Stolen Bases: 5, Amos Otis vs. Milwaukee, Sept. 7, 1971

Steal of Home: 1, many times; latest Mendy Lopez vs. Oakland, May 31, 2003

Individual Pitching-Game

Strikeouts: 14, Mark Gubicza, vs. Minnesota, Aug. 27, 1988

Walks: 9, twice, Dick Drago, vs. Milwaukee, May 22, 1970 and Dan Reichert, vs. New York, Sept. 7, 2000

Home Runs: 4, many times, latest Darrell May vs. Chicago, July 29, 2003

Innings: 12, 5 times, Dick Drago vs. Minnesota, May 24, 1972; Roger Nelson vs. Minnesota, Sept. 9, 1972; Paul Splittorff vs. Chicago, June 26, 1974; Al Fitzmorris vs. Texas, Sept. 27, 1974; Steve Busby at California, June 25, 1975

Individual Fielding-Game

Double Plays:

First Baseman: 6, twice, Bob Oliver vs. Oakland, May 14, 1971; John Mayberry at Baltimore, May 6, 1972

Second Baseman: 4, 4 times, Cookie Rojas vs. Washington, Aug. 30, 1970, vs. Oakland, May 14, 1971 and vs. Minnesota, May 11, 1973 and Carlos Febles at Cleveland, April 14, 2003

Shortstop: 5, twice, Fred Patek at Baltimore, May 6, 1972 and vs. Texas, Aug. 2, 1974 (ties AL and ML Records)

Third Baseman: 3, Paul Schaal vs. Cleveland, April 25, 1971

Putouts:

Outfielder: 10, Amos Otis vs. Texas, May 1, 1979; Carlos Beltran, at Chicago, Sept. 17, 1998

First Baseman: 19, Bob Oliver vs. Cleveland, April 24, 1971

Putouts, Extra Innings: 24, John Mayberry vs. Oakland, April 17, 1973 (14 innings)

Putouts, Extra Innings, Catcher: 17, Jimmy Campanis vs. Cleveland, May 2, 1970, 17 innings (18 total chances)

Assists, Second Baseman: 11, Cookie Rojas at Texas, May 17, 1973

Assists, Third Baseman: 10, George Brett vs. California, July 1, 1979

Assists, Shortstop: 11, twice, Fred Patek at Detroit, Aug. 13, 1974; vs. Seattle, Sept. 26, 1978

Assists, Catcher: 7, Ed Kirkpatrick at Milwaukee, June 16, 1972

Unassisted Double Play by Outfielder: 1, Brian McRae at Chicago, Aug. 23, 1992 (Ties Major League record)

Assists, Extra Innings: 11, twice, Cookie Rojas, April 17, 1973 (14 innings); Frank White, Sept. 21, 1973 (12 innings)

Doubleheader Records

Club General-Doubleheader

Players Used, Both Games, 9 Innings:

24, at Oakland, Sept. 27, 1977

Players Used, Both Games, 9 Innings, Opp.

25, at Chicago, Sept. 21, 1970

Players Used, Both Games, Both Teams:

44, 3 times, Kansas City (19) at Chicago (25), Sept. 21, 1970; Milwaukee (23) at Kansas City (21), Sept. 6, 1971; Kansas City (24) at Oakland (20), Sept. 27, 1977

Players Used, One/Both Games, Extra Innings:

24 vs. Minnesota, Sept. 10, 1979 (1st game, 14 innings)

Players Used, One/Both Games, Extra Innings Opponent:

23 vs. Minnesota, Sept. 10, 1979 (1st game, 14 innings)

Players Used, One/Both Games, Extra Innings, Both Teams:

47, vs. Minnesota, Sept. 10, 1979 (1st game, 14 innings)

Longest Doubleheader, Innings: 25, twice, vs. Oakland, June 16, 1969 (1st game 13 innings) and at New York, Aug. 27, 1972 (2nd game 16 innings)

Longest Doubleheader, 9 Innings:

6 hours, 12 minutes vs. Texas, May 26, 2002 (1st game 2:49; 2nd game 3:23)

Shortest Time, Doubleheader, 9 Innings:

4 hours, 13 minutes at Seattle, June 20, 1969 (1st game, 2:23; 2nd game, 1:50)

Longest Doubleheader, Extra Innings:

8 hours, 11 minutes vs. Baltimore, June 23, 1991 (1st game 3:44; 2nd game 4:27)

Club Batting-Doubleheader

Runs:

24, 2 times, at Milwaukee, June 1, 1975 (13, 1st game), at Colorado, June 7, 2003 (13, 1st game)

Runs, Opponent:

25, Oakland, June 18, 1969 (16, 1st game)

Runs, Both Clubs:

38, Kansas City (22) at Colorado (16), June 7, 2003 (24, 1st game)

Fewest Runs:

0, twice, at Oakland, Sept. 9, 1974; at New York, April 19, 1987

Fewest Runs, Opponent:

1, Minnesota, Aug. 4, 1971 (1, 1st game)

Fewest Runs, Both Clubs:

5, Kansas City (3) at Washington (2), Aug. 12, 1971 (2, 1st game)

Hits:

33, at New York, July 14, 1989 (18, 1st game)

Hits, Opponent:

40, at New York, Aug. 27, 1972 (14, 1st game)

Hits, Both Clubs:

65, Baltimore (35) at Kansas City (30), June 23, 1991 (31, 1st game)

Triples:

6, vs. Minnesota, Aug. 7, 1974 (1, 1st game)

Home Runs:

7, at New York, July 14, 1989 (5, 1st game)

Home Runs, Opponent:

6, vs. Texas (4, 2nd

game), May 26, 2002

Home Runs, Both Clubs: 10, vs. Cleveland (2 in 1st game, 4 in 2nd game), Kansas City (1 in 1st game, 3 in 2nd game), May 26, 2002

RBI:

24, at Milwaukee, June 1, 1975 (13, 1st game)

RBI, Opponent:

25, Oakland, June 18, 1969 (16, 1st game)

RBI, Both Clubs:

36, Kansas City (20) at Colorado (16), June 7, 2003 (22, 1st game)

Strikeouts:

19, at Boston, July 15, 1988 (16, 1st game)

Strikeouts, Opponent:

22, at Milwaukee, April 18, 1971 (7, 1st game)

Strikeouts, Both Clubs:

37, Kansas City (15) at Milwaukee (22), April 18, 1971 (12, 1st game)

Club Pitching-Doubleheader

Pitchers Used: (Duplicate appearances not included)

8, 3 times, vs. Oakland, June 18, 1969 (4, 1st game), vs. Texas, July 15, 2002 (5, 1st game), vs. Cleveland, June 30, 2003 (4, 1st game)

Pitchers Used, Opponents:

9, at Colorado

June 7, 2003 (5, 1st game)

Pitchers Used, Both Clubs:

16, Kansas City (7) at Colorado (9), June 7, 2003

Pitchers Used, One/Both Game Extra Innings:

8, twice, at Boston, July 7, 1974 (6, 1st game) and vs. Minnesota, Sept. 10, 1979 (5, 1st game)

Pitchers Used, Opponent, One/Both Game Extra Innings:

8, vs. Baltimore, June 23, 1991 (6, 1st game)

Pitchers Used, Both Clubs, One/Both Game Extra Innings:

14, 3 times, Kansas City (7) at Chicago (7), July 20, 1969 (11, 1st game); Kansas City (8) at Boston (6), July 7, 1974 (11, 1st game); Baltimore (8) at Kansas City (6), June 23, 1991 (11, 1st game)

Fewest Pitchers Used:

2, 4 times, vs. Minnesota, Aug. 4, 1971; vs. Minnesota, Sept. 8, 1972; vs. Boston, July 16, 1975; at Minnesota, Sept. 22, 1978

Fewest Pitchers Used, Opponents:

2, 3 times, latest at Baltimore, May 25, 1977

Fewest Pitchers Used, Both Clubs:

5, 3 times, Minnesota (3) at Kansas City (2); Aug. 4, 1971, Kansas City (3) at Oakland (2), Sept. 9, 1974; Kansas City (2) at Minnesota (3), Sept. 22, 1978

RECORDS
B
A
T
T
I
N
G
D
O
U
B
L
E
H
E
A
D
E
R
S
M
I
D
W
I
N
T
E
R
S
E
A
S
O
N
S



Miscellaneous Records

Club Fielding-Doubleheader

Double Plays:

7 vs. Boston, Aug. 12, 1986 (5, 1st game)

Double Plays, Opponent:

8 Oakland, Sept. 13, 1970 (6, 1st game)

Double Plays, Both Clubs:

10 vs. Oakland, Sept. 13, 1970 (Oakland, 8, 6 in 1st game; Kansas City, 2 in 1st game)

Individual Batting-Doubleheader

Hits: 7, George Brett, vs. Milwaukee, Aug. 10, 1990 (4, 1st game); Gerald Perry, at Boston (day/night DH), July 14, 1990 (4, 1st game)

Doubles: 5, Hal McRae vs. Cleveland, Aug. 27, 1974 (3, 1st game)

Home Runs: 3, Bill Pecota, at New York, July 14, 1989 (2, 1st game)

Extra Base Hits: 6, Hal McRae vs. Cleveland, Aug. 27, 1974 (5 2B, 1HR), (Tied ML record)

Total Bases: 15, Bill Pecota at New York, July 14, 1989 (1 1B, 2 2B, 3 HR)

RBI: 7, Hal McRae vs. Cleveland, Aug. 27, 1974 (6, 1st game)

RBI, Opponent: 7, Ellis Burks, Cleveland, July 20, 2002 (2, 1st game)

Individual Pitching-Doubleheader

Pitchers in Both Games, Won or Lost:

Won Two: Cory Bailey vs. Texas, May 26, 2002

Won One: 7 times, latest, Dan Quisenberry vs. Detroit, Aug. 10, 1979 (won 1st, saved 2nd)

Lost One: 6 times, latest Dan Quisenberry at Toronto, Aug. 8, 1980 (lost 1st, saved 2nd)

Won One, Lost One: Tom Burgmeier, at Milwaukee, April 18, 1971 (won 1st, lost 2nd)

Saved Both: 4 times, Tom Burgmeier at Cleveland, July 9, 1972; Ken Wright vs. Cleveland, July 18, 1972; Dan Quisenberry at Oakland, Oct. 1, 1983; Roberto Hernandez vs. Cleveland, July 20, 2002

Individual Fielding-Doubleheader

Double Plays:

First Baseman: 7, Steve Balboni, vs. Boston, Aug. 12, 1986

Second Baseman/Shortstop Together: 4, shortstop, Bob Floyd and 2nd baseman Rich Severson vs. Minnesota, Sept. 25, 1971

Club General-Month

Wins: 25, September, 1977

Losses: 21, August, 1999

Best Record: 25-5, September, 1977

Club Batting-Month

Home Runs: 43, August, 1997

Home Runs Allowed: 50, May, 2000

Individual Batting-Month

Hits: 52, George Brett, August, 1980

Doubles: 18, George Brett, July, 1990

Home Runs: 12, John Mayberry, July, 1975
Chili Davis, August, 1997

RBI: 32, John Mayberry, July, 1975; Jermaine Dye, July, 1999

Individual Pitching-Month

Wins: 7, Bret Saberhagen, August, 1989

Club Batting-Inning

Plate Appearances:

16, 2 times, at Toronto, Aug. 6, 1979 (7th) and vs. Minnesota, June 17, 2003 (6th)

Runs: 12, vs. Minnesota, June 17, 2003 (6th)

Runs, Home:

12, vs. Minnesota, June 17, 2003 (6th)

Runs, Opponent:

12, vs. New York, April 11, 1987 (7th)

Runs, Extra Inning:

7, at Baltimore, July 12, 1972 (10th)

Hits: 11, at Boston, Aug. 2, 1986 (7th)

Hits, Opponent:

11, vs. New York, April 11, 1987 (7th)

Home Runs: 4, vs. Anaheim, May 26, 2000 (6th); at Cleveland, June 29, 2001 (4th)

Home Runs, off 1 pitcher: 4, at Cleveland, June 29, 2001 (4th) off Dave Burba (tied A.L. record)

Home Runs, Opponent: 4, vs. Anaheim, May 28, 2000 (5th)

Stolen Bases: 4, vs. California, Sept. 17, 1980 (1st game-1st inning); at Seattle, May 12, 1996 (1st inning)

Pinch Hitter Used: 4, 7 times, latest vs. New York, Aug. 4, 1996

Club Pitching-Inning

Pitchers Used: 5, twice, vs. Oakland, May 14, 1971 (9th); vs. Chicago, September 13, 1972 (8th)

Individual Batting-Inning

Hits: 2, many times, latest, Angel Berroa, Aug. 4, 2003 at Chicago

Home Runs: 1, many times

Stolen Bases:

3, Chris Stynes, at Seattle, May 12, 1996

Individual Pitching-Inning

Home Runs Allowed: 3, 9 times, latest, Chad Durbin, at Oakland, June 23, 2000 (2nd inning)

Strikeouts: 4, Kevin Appier, at Toronto, July 3, 1996

Consecutive Records

Club General-Consecutive

Games Won:

16, Aug. 31-Sept. 15 (2nd game), 1977

Games Won to Start Season:

9, March 31-April 12, 2003

Games Lost:

12, June 28-July 13, 1997

Won, Home:

13, July 10-August 7, 1977;

July 17-Aug. 5, 1994

Won, Home to Start Season:

11, March 31-May 5, 2003

Won, Road:

11, Sept. 5-Sept. 25 (2nd game), 1977

Lost, Home:

8, 3 times April 10-29, 1970; Aug.

28-Sept. 5, 1974; June 22-July 6, 1991

Lost, Road:

12, June 23-July 18, 1997

Doubleheaders Won:

3, twice, June 17-30,

1973; July 15-Aug. 6, 1976

One-Run Games Played:

8, May 12-20, 1981

One-Run Games Won:

11, July 3-Aug. 10, 1973

One-Run Games Lost, Road:

21, July 26,

2000-July 15, 2001 (ML Record)

Won vs. One Club:

13, Baltimore, July 26,

1987-Aug. 11, 1988.

Lost vs. One Club:

23, Baltimore, May 10,

1969-Aug. 2, 1970 (ML Record)

Won vs. One Club, Home:

10, Baltimore, June 4, 1977-May 28, 1979

Lost vs. One Club, Home:

12, Baltimore, 1969-1970

Won vs. One Club, Away:

10, Chicago, Sept.

26, 1972-Sept. 20, 1973

Lost vs. One Club, Away:

14, Detroit, Aug. 5,

1987-May 21, 1990

Won Extra Innings:

7, April 19-May 17, 1970

Series Won:

13, July 10-Aug. 20, 1980

Series, Non-Losing:

16, July 10-Aug. 31, 1980

Club Batting-Consecutive

Hits, One Game:

9, at Chicago, May 7, 1980 (7 1B, 2 2B)

Hits, One Game, Opponent:

6, 4 times, latest

Chicago, Sept. 4, 1974

Singles:

7, at Minnesota, June 24, 1990

Hits, Start of Game:

7, vs. Baltimore, April 22, 1988

Most Hits

Two Games: 38, May 12-13, 1976

Three Games: 54, July 18-20, 1980

Four Games: 65, Aug. 27-30, 1979

Five Games: 76, Aug. 26-30, 1979

Six Games: 87, July 18-23, 1980

Most Hits, Opponent

Two Games: 40, Aug. 27, 1972 (doubleheader)

Three Games: 2 times, 49, Aug. 26-27, 1972

and July 20-23, 2002

Four Games: 60, May 19-22, 1998

Most Runs

Two Games: 30, twice, May 12-13, 1976 and

Sept. 26-27, 2003

Three Games: 38, June 8-11, 1999

Four Games: 46, June 8-12, 1999

Five Games: 51, May 14-19, 1999; June 7-12, 1999

Six Games: 58, May 14-20, 1999

Most Runs, Opponent

Two Games: 30, May 19-20, 1998

Three Games: 39, Sept. 6-8, 2002

Four Games: 51, Sept. 4-8, 2002

Five Games: 61, Sept. 6-10, 2002

Games, Home Runs Hit:

15, April 6-April 22, 2001 (20 homers)

Games, Home Runs Hit, Opponent:

18, Aug. 28-Sept. 23, 2001 (30 homers)

Most Home Runs

Two Games:

9, twice, Aug. 2-3, 1997, June 29-30, 2001

Three Games: 12, June 29-July 1, 2001

Four Games: 14, June 28-July 1, 2001

Five Games: 15, June 27-July 1, 2001

Most Home Runs, Opponent

Two Games: 8, May 27-28, 1977

Three Games: 9, 5 times, April 9-11, 2000,

May 19-21, 2000, April 29-May 1, 2001, June 3-

6, 2001, Aug. 21-23, 2001

Four Games: 13, June 16-20, 2000

Five Games: 14, 3 times, June 15-20, 2000,

June 16-21, 2000, June 3-8, 2001

Batters Hitting Home Runs:

3, 5 times, Darryl Motley, Frank White & Steve Balboni at

Texas, Aug. 19, 1984; George Brett, Frank

White & Jamie Quirk vs. Oakland, Sept. 28, 1986;

Carlos Beltran, Jermaine Dye and Mike Sweeney

vs. Minnesota, April 9, 2000; Jermaine Dye,

Raul Ibanez and Carlos Beltran at Cleveland,

June 29, 2001; Carlos Beltran, Mike Sweeney

and Joe Randa at Texas, May 31, 2002 (11th inning)

Batters Hitting Home Runs, Opponent:

3, 5 times, at Oakland, June 19, 1979, at

Minnesota, June 7, 1982, vs. Minnesota, April 9,

2000, vs. Anaheim, May 28, 2000 and vs.

Oakland, June 16, 2000

Batters on Base:

12, at Boston, Aug. 2, 1986

(6 1B, 2 2B, 1 3B, 1 HR, 2 BB)



Amos Otis played in 7,050 games as a Royal and scored 1,074 runs, second-most in club history.

Consecutive Records

Club Pitching-Consecutive

- Shutouts Won:** 2, 12 times, latest at California, Sept. 29-30, 1992
- Shutouts vs. One Club:** 2, 9 times, latest at California, Sept. 29-30, 1992
- Innings, No Opponent Home Runs:** 135, July 7-22, 1970
- Games, No Opponent Home Runs:** 14, July 7-22, 1970
- Innings No Opponent Extra Base Hits:** 34, June 11-15, 1971
- Games, No Opponent Extra Base Hits:** 3, twice, July 10-11, 1970; June 12-14, 1971
- Complete Games:** 5, Aug. 21-26, 1979 (Paul Splittorff and Larry Gura vs. New York and Craig Chamberlain, Dennis Leonard and Paul Splittorff vs. Boston)
- Scoreless Innings Pitched:** 24.2 vs. Detroit and Baltimore, June 9-12, 1976
- Scoreless Innings Pitched Against Royals:** 30.2 at New York (7), vs. Minnesota (23.2), May 20-23, 1981
- Scoreless Innings vs. One Club:** 24, at Washington, Aug. 10-12, 1971
- Scoreless Innings by One Club Against Royals:** 27 by Milwaukee, April 18 (G2), July 6, 1971
- HITLESS INNINGS, Start of Game:** 9, 4 times, at Detroit, April 27, 1973 (Steve Busby), at Milwaukee, June 19, 1974 (Steve Busby), vs. Texas, May 14, 1977 (Jim Colborn) and vs. Chicago, Aug. 26, 1991 (Bret Saberhagen)
- HITLESS INNINGS:** 9, 4 times, at Detroit, April 27, 1973 (Steve Busby), at Milwaukee, June 19, 1974 (Steve Busby), vs. Texas, May 14, 1977 (Jim Colborn) and vs. Chicago, August 26, 1991 (Bret Saberhagen)
- Perfect Innings, Start of Game:** 7, vs. Seattle, June 22, 1985 (Bret Saberhagen)

Club Fielding-Consecutive

- Innings Making Double Plays:** 4, Sept. 19, 1983 vs. California (1st, 2nd, 3rd, 4th)
- Games, No Errors:** 11, May 31-June 11, 1997
- Innings, No Errors:** 106.0, May 30-June 13, 1997
- Games Making Errors:** 12, June 5-17, 1992

Individual General-Consecutive

- Games Played:** 305, Johnny Damon, March 31, 1998-Sept. 14, 1999
- Stolen Bases, Without Being Caught:** 33, Carlos Beltran, Sept. 28, 1999-Aug. 10, 2001
- Stolen Bases, Season, w/out Being Caught:** 16, Gary Thurman, 1989

Individual Batting-Consecutive

- Hitting Streak:** 30, George Brett, July 18-Aug. 18, 1980
- Hits:** 10, Joe Randa, June 8-12, 1999 (1 walk)

Games Most Hits:

- Two Games:** 8, 12 times, last: Johnny Damon, July 18-19, 2000
- Three Games:** 12, 3 times, George Brett, May 8-10, 1976, Kevin Seitzer, Aug. 2-4, 1987 and Johnny Damon, July 18-20, 2000
- Four Games:** 15, 2 times, George Brett, May 8-11, 1976 and Johnny Damon, July 18-21, 2000
- Five Games:** 18, George Brett, May 8-12, 1976
- Six Games:** 21, George Brett, May 8-13, 1976
- Games Most Extra Base Hits:**
- Two Games:** 6, 3 times, Ed Kirkpatrick, Sept. 28-30, 1969 (4 HR, 1 3B, 1 2B), Hal McRae, Aug. 27, 1974 (5 2B, 1 HR) and George Brett, April 17-20, 1983 (3 2B, 3 3B)
- Games with an Extra Base Hit:** 7, Amos Otis, April 24-May 1, 1970 (2 HR, 3 3B, 2 2B)
- Times Reaching First Base:** 11, 3 times, Amos Otis, April 30-May 2, 1970 (8 hits, 3 walks); Steve Braun, Aug. 7-17, 1978 (5 hits, 6 walks); Joe Randa, June 8-12, 1999 (10 hits, 1 walk)
- Times Leading off Game with a Hit:** 10, Johnny Damon, April 26-May 7, 2000 (ML record)
- Games With a Run Scored:** 14, Johnny Damon, Aug. 5-19, 2000
- Games, RBI:**
- Two Games:** 10, Raul Ibanez, July 14-15, 2002 (1st game)
- Three Games:** 13, Raul Ibanez, July 14-15, 2002
- Games with an RBI:** 13 (tied AL record), Mike Sweeney, June 23-July 4, 1999 (total 19 RBI)
- Games with a Home Run:** 5, Mike Sweeney, June 25-29, 2002
- At Bats with a Home Run:** 4, Bo Jackson, July 17, 1990 at New York (3 at bats) and Aug. 26, 1990 vs. Seattle (1st at bat)
- Games with a Walk:** 14, John Mayberry, July 2-16, 1973 (22 walks); Jeff King, April 17-May 14 (20 walks)
- Games without an unintentional walk:** 102, Mark Quinn, May 8-Aug. 29, 2001 (241 plate appearances)
- Walks:** 6, Terry Shumpert, Aug. 25-31, 1991
- Games with a Strikeout:** 16, Bo Jackson, July 1-18, 1987
- Strikeouts:** 9, (plate appearances), Steve Balboni, Aug. 20-23, 1984; Bo Jackson, Sept. 16-19, 1988; 11, (official at bats), Steve Balboni, Aug. 20-24, 1984
- Pinch Hits:** 5, Richie Scheinblum, May 30-June 7, 1972
- Games, RBI, Pinch Hitting:** 4, Richie Scheinblum, June 1-7, 1972 (5 RBI)
- Games Reaching Base, Pinch Hitting:** 5, 5 times, Richie Scheinblum (1 HR, 4 1B), May 30-June 7, 1972; Joe Keough (4 1B, 1 BB), June 3-16, 1972; Steve Braun (2 2B, 1 1B, 2 BB), Aug. 7-15, 1978; Dane Iorg (2 1B, 1 2B, 1 HR, 1 BB), July 16-Sept. 12, 1984; and Bill Buckner (4 1B, 1 BB, April 11-27, 1989)

Consecutive Records

Individual Pitching-Consecutive

- Winning Decisions, Starter:**
11, Rich Gale, June 17-Aug. 23, 1980
- Winning Decisions, Reliever:**
12, Doug Bird, Sept. 1, 1975-July 28, 1977
- Losing Decisions:** 10, Tom Gordon, Aug. 22, 1991-May 24, 1992
- Losing Decisions, Starter:** 8, Jeff Suppan, July 25-Sept. 1, 2002
- Complete Games:** 7, twice, Dick Drago, July 1-Aug. 13, 1971; Dennis Leonard, Sept. 3-Oct. 2, 1977
- Games in Relief:** 6, Ted Abernathy, Sept. 13 (1st game)-20, 1970
- Games Started and Won vs. One Club:**
9, Paul Splittorff vs. Chicago, April 14, 1973-July 3, 1974
- Decisions Won vs. One Club:** 10, Larry Gura vs. Toronto, May 1, 1977-July 20, 1982
- Complete Games vs. One Club:** 5, Dick Drago vs. California, April 6-Sept. 21, 1971
- Hitless Innings, Start of Game:** 9, 4 times, Steve Busby at Detroit, April 27, 1973; Steve Busby at Milwaukee, June 19, 1974; Jim Colborn vs. Texas, May 14, 1977; Bret Saberhagen vs. Chicago, Aug. 26, 1991
- Hitless Innings:**
17, Steve Busby, June 14-24, 1974 (3 games)
- Shutout Games:** 3, David Cone, May 11-22, 1994 (vs. Minnesota, 9-0, at Seattle, 4-0 and at California, 4-0)
- Scoreless Innings, Starter:** 33.0, Kevin Appier, Aug. 28-Sept. 23, 1993
- Scoreless Innings, Reliever:**
22.1, Rusty Meacham, May 19-July 2, 1994
- Scoreless Innings vs. One Club:**
30.1, Paul Splittorff vs. Chicago, Sept. 11, 1972-July 31, 1973
- Innings No Home Runs:** 134.1, Mark Gubicza, Sept. 21, 1988-June 7, 1989
- Innings No Home Runs, Relief:** 75, Tom Burgmeier, Aug. 29, 1971-April 24, 1973
- Innings No Walks Issued:** 46.2, Doug Bird, May 28-July 1, 1976
- Home Runs Off:** 3, 4 times, Dennis Leonard at Oakland, June 19, 1979, Brad Rigby vs. Minnesota, April 9, 2000, Dan Murray vs. Oakland, June 16, 2000 and Chad Durbin at Oakland, June 23, 2000
- Strikeouts:** 8, Blake Stein at Milwaukee, June 17, 2001 (tied A.L. record)
- Batters Retired:** 33, Steve Busby at Milwaukee, June 19, 1974 (last 24 batters) and vs. Chicago, June 24, 1974 (first 9 batters) (AL record)
- Batters Retired, Start of Game:** 21, Bret Saberhagen vs. Seattle, June 21, 1985
- Batters Faced Without Allowing a Hit:**
54, Steve Busby, June 14-24, 1974 (51 outs, 3 walks in 3-game period)
- Relief App. Fanning At Least 1 Batter:**
32, Jeff Montgomery, June 18-Sept. 5, 1989

Individual Fielding-Consecutive

- Games No Errors:**
First Baseman: 92, John Wathan, June 26, 1976 (first game)-Sept. 10, 1979 (first game)
Second Baseman: 70, Frank White, Sept. 22, 1987-June 20, 1988
Shortstop: 60, Rey Sanchez, April 21-July 8, 2000
Third Baseman: 75, Joe Randa, Sept. 8, 2002-June 19, 2003
Outfielder: 165, Amos Otis, July 18, 1970-July 29, 1971
Catcher:
64, Ed Kirkpatrick, April 30-July 29, 1972
Pitcher: 125, Al Fitzmorris, June 21, 1971-July 3, 1975
- Innings Making Double Plays**
First Baseman: 4, Willie Aikens, vs. California (1st game), Sept. 19, 1983
Second Baseman: 4, Frank White vs. California (1st game), Sept. 10, 1983
Shortstop: 3, 3 times, latest, Angel Berroa at Minnesota, May 15, 2003
Third Baseman: 3, Paul Schaal vs. Cleveland, April 25, 1971
- Games in Double Plays:**
First Baseman: 9, twice, Bob Oliver, Sept. 4-12, 1970; John Mayberry, Sept. 15-24 (first game), 1972
Second Baseman: 8, Cookie Rojas, Sept. 4-11, 1970
Shortstop: 7, Fred Patek, June 15-24, 1972
Putouts, Game, Outfielder: 5, twice, Willie Wilson vs. Texas, May 14, 1982 and Michael Tucker vs. Tampa Bay, Aug. 2, 2003



One of the Royals most-decorated players, Frank White was a five-time All-Star selection and the 1980 ALCS Most Valuable Player.

Consecutive Streaks

Wins—All Games

Length	Year	Details
16	1977	Aug. 31 (win vs. Texas) - Sept. 16 (loss vs. Seattle)
14	1994	July 23 (win at Detroit) - Aug. 6 (loss vs. Seattle)
10	1978	July 14 (win at Milwaukee) - July 25 (loss vs. New York)
10	1977	Aug. 17 (win at Cleveland) - Aug. 27 (loss at Baltimore)
9	2003	March 31 (win vs. Chicago) - April 13 (loss at Cleveland)
9	2002	July 13 (win vs. Anaheim) - July 20 (2nd game, loss vs. Cleveland)
9	1989	Aug. 15 (win at Chicago) - Aug. 24 (loss vs. California)
8		8 times, latest: Sept. 2 (win vs. Chicago) - Sept. 9 (loss at California), 1985

Losses—All Games

Length	Year	Details
12	1997	June 28 (loss vs. Milwaukee) - July 14 (win vs. Milwaukee)
11	1986	June 27 (loss at Minnesota) - July 9 (win vs. Baltimore)
10	1991-92	Oct. 4 (loss at California) - April 14 (win vs. Oakland)
9	2001	July 2 (loss at Cleveland) - July 14 (win at Pittsburgh)
9	2000	April 14 (loss at New York) - April 25 (win vs. Tampa Bay)
9	1999	May 29 (loss at Anaheim) - June 8 (win vs. St. Louis)
9	1992	April 15 (loss vs. Oakland) - April 26 (win at Toronto)
9	1990	Sept. 3 (loss at Chicago) - Sept. 12 (win vs. Toronto)
8	2002	June 12 (loss vs. Florida) - June 22 (win at New York-NL)
8	1998	May 15 (loss at Boston) - May 24 (win at Texas)
8	1980	Sept. 20 (loss vs. Oakland) - Sept. 30 (win vs. Seattle)
8	1974	Aug. 28 (loss vs. Cleveland) - Sept. 6 (win vs. Minnesota)
8	1971	July 25 (loss at Cleveland) - Aug. 4 (win vs. Minnesota)
8	1990	June 5 (loss vs. California) - June 13 (win at California)

Wins—Home Games

Length	Year	Details
13	1994	July 17 (win vs. Detroit) - Aug. 6 (loss vs. Seattle)
13	1977	July 10 (win vs. Oakland) - Aug. 8 (loss vs. California)
11	2003	March 31 (win vs. Chicago) - May 6 (loss vs. Boston)
9	2002	July 13 (win vs. Anaheim) - July 20 (2nd game, loss vs. Cleveland)
9	1991	July 20 (win vs. Detroit) - Aug. 10 (loss vs. Cleveland)
9	1988	May 28 (win vs. Texas) - June 17 (loss vs. California)
9	1987	May 2 (win vs. Cleveland) - May 20 (loss vs. Boston)
9	1985	Aug. 26 (win vs. Texas) - Sept. 16 (loss vs. Seattle)
9	1978	July 7 (win vs. Baltimore) - July 25 (loss vs. New York)
9	1977	Aug. 31 (win vs. Texas) - Sept. 16 (loss vs. Seattle)

Losses—Home Games

Length	Year	Details
8	1991	June 22 (loss vs. Baltimore) - July 7 (win vs. Oakland)
8	1974	Aug. 28 (loss vs. Cleveland) - Sept. 6 (win vs. Minnesota)
8	1970	April 10 (loss to California) - April 30 (win vs. Detroit)
7	1992	April 15 (loss vs. Oakland) - May 6 (win vs. Milwaukee)
7	1991	April 27 (loss vs. Boston) - May 4 (win vs. Toronto)
6		10 times, latest: Aug. 13 (loss vs. New York) - Aug. 25 (win vs. Minnesota), 2002

Wins—Road Games

Length	Year	Details
11	1977	Sept. 5 (win at Seattle) - Sept. 26 (loss at Oakland)
8	1975	Sept. 1 (win at Chicago) - Sept. 8 (loss at Oakland)
7	1973	April 7 (win at California) - April 29 (loss at Detroit)
7	1989	Aug. 15 (win at Chicago) - Sept. 2 (loss at Texas)
6		7 times, latest: May 7 (win at Minnesota) - May 16 (loss at Seattle), 1999

Losses—Road Games

Length	Year	Details
12	1997	June 23 (loss at Chicago) - July 19 (win at Seattle)
11	1991-92	Oct. 4 (loss at California) - April 26 (win at Toronto)
10	2002	July 7 (loss at Oakland) - Aug. 5 (win at Minnesota)
10	1986	June 18 (loss at Oakland) - July 21 (win at Baltimore)
9	2000	April 14 (loss at New York) - May 8 (win at Detroit)
9	1999	Aug. 20 (loss at Tampa Bay) - Sept. 2 (win at Boston)
8	1982	June 26 (loss at California) - July 18 (win at Baltimore)
8	1973	Aug. 5 (loss at Minnesota) - Aug. 29 (win at Cleveland)
8	1971-72	Sept. 28 (loss at Oakland) - May 2 (win at Detroit)
7		6 times, latest: June 14 (loss at St. Louis) - June 22 (win at New York-NL), 2002



Season Top 10 – Batting

RECORDS OF THE KANSAS CITY ROYALS

Games Played

1.	+162	Carlos Beltran	2002
	+162	Hal McRae	1977
	+162	Al Cowens	1977
4.	161	Johnny Damon	1998
	161	Kevin Seitzer	1987
	161	Willie Wilson	1980
	+161	John Mayberry	1976
	161	Paul Schaal	1971
9.	160	Kevin Seitzer	1989
	160	Steve Balboni	1985
	160	Bob Oliver	1970

At Bats

1.	*705	Willie Wilson	1980
2.	663	Carlos Beltran	1999
3.	655	Johnny Damon	2000
4.	645	George Brett	1979
	*645	George Brett	1976
6.	642	Johnny Damon	1998
7.	641	Kevin Seitzer	1987
	641	Hal McRae	1977
9.	637	Carlos Beltran	2002
10.	*634	George Brett	1975

Runs Scored

1.	*136	Johnny Damon	2000
2.	*133	Willie Wilson	1980
3.	119	George Brett	1979
4.	114	Carlos Beltran	2002
5.	113	Willie Wilson	1979
6.	112	Carlos Beltran	1999
7.	108	George Brett	1985
8.	107	Jermaine Dye	2000
9.	106	Carlos Beltran	2001
10.	105	Mike Sweeney	2000
	105	Kevin Seitzer	1987
	105	George Brett	1977

Hits

1.	*230	Willie Wilson	1980
2.	*215	George Brett	1976
3.	214	Johnny Damon	2000
4.	*212	George Brett	1979
5.	+207	Kevin Seitzer	1987
6.	206	Mike Sweeney	2000
7.	197	Joe Randa	1999
8.	*195	George Brett	1975
9.	194	Carlos Beltran	1999
	194	Willie Wilson	1982

Doubles

1.	54	Hal McRae	1977
2.	46	Mike Sweeney	2001
	+46	Hal McRae	1982
4.	+45	George Brett	1990
	45	Frank White	1982
	*45	George Brett	1978
7.	44	Carlos Beltran	2002
	44	Jermaine Dye	1999
	44	Mike Sweeney	1999
10.	42	Johnny Damon	2000
	42	George Brett	1988
	42	George Brett	1979

Triples

1.	*21	Willie Wilson	1985
2.	*20	George Brett	1979
3.	*15	Willie Wilson	1987
	*15	Willie Wilson	1982
	+15	Willie Wilson	1980
6.	14	Al Cowens	1977
	*14	George Brett	1976
8.	*13	Jose Offerman	1998
	13	Willie Wilson	1979
	13	George Brett	1977
	+13	George Brett	1975

Home Runs

1.	36	Steve Balboni	1985
2.	35	Gary Gaetti	1995
3.	34	Dean Palmer	1998
	34	Danny Tartabull	1987
	34	John Mayberry	1975
6.	33	Jermaine Dye	2000
7.	32	Bo Jackson	1989
8.	31	Danny Tartabull	1991
9.	30	Chili Davis	1997
	30	George Brett	1985

Runs Batted In

1.	144	Mike Sweeney	2000
2.	*133	Hal McRae	1982
3.	119	Jermaine Dye	1999
	119	Dean Palmer	1998
5.	118	Jermaine Dye	2000
	118	George Brett	1980
7.	112	Jeff King	1997
	112	George Brett	1985
	112	Darrell Porter	1979
	112	Al Cowens	1977

Batting Average

1.	*.390	George Brett	1980
2.	.340	Mike Sweeney	2002
3.	.335	George Brett	1985
4.	.333	Mike Sweeney	2000
	*.333	George Brett	1976
6.	.332	Hal McRae	1976
7.	*.332	Willie Wilson	1982
8.	*.329	George Brett	1990
9.	.329	George Brett	1979
10.	.327	Johnny Damon	2000

Walks

1.	*122	John Mayberry	1973
2.	*121	Darrell Porter	1979
3.	*119	John Mayberry	1975
4.	103	George Brett	1985
	103	Paul Schaal	1971
6.	102	Kevin Seitzer	1989
7.	89	Jose Offerman	1998
	89	Jeff King	1997
9.	85	Chili Davis	1997
10.	84	Mike Fiore	1969

*Led League
 +Tied for league lead
 Single Season averages based on a minimum 502 plate appearances

Season Top 10 – Batting

Strikeouts

1.	*172	Bo Jackson	1989
2.	*166	Steve Balboni	1985
3.	158	Bo Jackson	1987
4.	146	Bo Jackson	1988
	146	Steve Balboni	1986
6.	139	Steve Balboni	1984
7.	138	Jerry Martin	1982
8.	136	Danny Tartabull	1987
9.	135	Carlos Beltran	2002
10.	134	Dean Palmer	1998

Hit by Pitch

1.	18	Mike Macfarlane	1994
	18	Angel Berroa	2003
3.	16	Sal Fasano	1998
	16	Mike Macfarlane	1993
5.	+15	Mike Sweeney	2000
	15	Mike Macfarlane	1992
7.	14	Keith Miller	1992
8.	13	Hal McRae	1977
	13	Aaron Guiel	2003
10.	10	4 players tied (Last: Febles, 2000)	

Stolen Bases

1.	*83	Willie Wilson	1979
2.	79	Willie Wilson	1980
3.	66	Tom Goodwin	1996
4.	59	Willie Wilson	1987
	59	Willie Wilson	1983
6.	+53	Fred Patek	1977
7.	*52	Amos Otis	1971
8.	51	Fred Patek	1976
9.	50	Tom Goodwin	1995
	50	Vince Coleman	1994

Total Bases

1.	363	George Brett	1979
2.	337	Jermaine Dye	2000
3.	332	Hal McRae	1982
4.	330	Hal McRae	1978
5.	324	Johnny Damon	2000
6.	323	Mike Sweeney	2000
7.	322	George Brett	1985
8.	320	Jermaine Dye	1999
9.	319	Carlos Beltran	2002
10.	318	Al Cowens	1977

Extra Base Hits

1.	86	Hal McRae	1977
2.	85	George Brett	1979
3.	81	Hal McRae	1982
4.	80	Carlos Beltran	2002
5.	79	Jermaine Dye	1999
6.	76	Jermaine Dye	2000
7.	75	Mike Sweeney	2001
8.	73	George Brett	1985
9.	69	Danny Tartabull	1991
	69	George Brett	1988
	69	Al Cowens	1977

Slugging Percentage

1.	*.664	George Brett	1980
2.	.599	Bob Hamelin	1994
3.	*.593	Danny Tartabull	1991
4.	*.585	George Brett	1985
5.	.563	George Brett	1979
6.	.563	Mike Sweeney	2002
7.	*.563	George Brett	1983
8.	.561	Jermaine Dye	2000
9.	.547	John Mayberry	1975
10.	.542	Mike Sweeney	2001

On-Base Percentage

1.	.454	George Brett	1980
2.	.436	George Brett	1985
3.	*.429	Darrell Porter	1979
4.	.420	Mike Fiore	1969
5.	*.417	John Mayberry	1973
6.	.417	Mike Sweeney	2002
7.	.416	John Mayberry	1975
8.	.407	Mike Sweeney	2000
9.	*.407	Hal McRae	1976
10.	.403	Jose Offerman	1998

On-Base+Slugging Percentage

1.	*1.118	George Brett	1980
2.	*1.022	George Brett	1985
3.	.990	Danny Tartabull	1991
4.	.987	Bob Hamelin	1994
5.	.979	Mike Sweeney	2002
6.	.963	John Mayberry	1975
7.	.951	Jermaine Dye	2000
8.	*.947	George Brett	1983
9.	.939	George Brett	1979
10.	.931	Danny Tartabull	1987



George Brett's .390 average in 1980 is the highest single season mark in the Major Leagues since Ted Williams' .406 mark in 1941.

*Led League
+Tied for league lead
Single Season averages based on a minimum 502 plate appearances

Career Top 10 – Batting

Career Games Played

1.	2707	George Brett	1973-93
2.	2324	Frank White	1973-90
3.	1891	Amos Otis	1970-83
4.	1837	Hal McRae	1973-87
5.	1787	Willie Wilson	1976-90
6.	1245	Fred Patek	1971-79
7.	920	Mike Sweeney	1995-2003
8.	897	John Mayberry	1972-77
9.	891	Joe Randa	1995-96, 1999-2003
10.	890	Mike Macfarlane	1987-94, 1996-98

Career At Bats

1.	10349	George Brett	1973-93
2.	7859	Frank White	1973-90
3.	7050	Amos Otis	1970-83
4.	6799	Willie Wilson	1976-90
5.	6568	Hal McRae	1973-87
6.	4305	Fred Patek	1971-79
7.	3306	Mike Sweeney	1995-2003
8.	3279	Joe Randa	1995-96, 1999-2003
9.	3131	John Mayberry	1972-77
10.	3072	Cookie Rojas	1970-77

Career Runs Scored

1.	1583	George Brett	1973-93
2.	1074	Amos Otis	1970-83
3.	1060	Willie Wilson	1976-90
4.	912	Frank White	1973-90
5.	873	Hal McRae	1973-87
6.	571	Fred Patek	1971-79
7.	532	Mike Sweeney	1995-03
8.	504	Johnny Damon	1995-2000
9.	495	Carlos Beltran	1998-2003
10.	459	John Mayberry	1972-77

Career Hits

1.	3154	George Brett	1973-93
2.	2006	Frank White	1973-90
3.	1977	Amos Otis	1970-83
4.	1968	Willie Wilson	1976-90
5.	1924	Hal McRae	1973-87
6.	1036	Fred Patek	1971-79
7.	1014	Mike Sweeney	1995-2003
8.	945	Joe Randa	1995-96, 1999-2003
9.	894	Johnny Damon	1995-2000
10.	825	Carlos Beltran	1998-2003

Career Doubles

1.	665	George Brett	1973-93
2.	449	Hal McRae	1973-87
3.	407	Frank White	1973-90
4.	365	Amos Otis	1970-83
5.	241	Willie Wilson	1976-90
6.	205	Mike Sweeney	1995-2003
7.	192	Joe Randa	1995-96, 1999-2003
8.	182	Fred Patek	1971-79
9.	174	Mike Macfarlane	1987-94, 1996-98
10.	156	Johnny Damon	1995-2000

Career Triples

1.	137	George Brett	1973-93
2.	133	Willie Wilson	1976-90
3.	65	Amos Otis	1970-83
4.	63	Hal McRae	1973-87
5.	58	Frank White	1973-90
6.	47	Johnny Damon	1995-2000
7.	44	Al Cowens	1974-79
8.	43	Carlos Beltran	1998-2003
9.	41	Fred Patek	1971-79
10.	32	Brian McRae	1990-94

Career Home Runs

1.	317	George Brett	1973-93
2.	193	Amos Otis	1970-83
3.	169	Hal McRae	1973-87
4.	160	Frank White	1973-90
5.	143	John Mayberry	1972-77
6.	139	Mike Sweeney	1995-2003
7.	124	Danny Tartabull	1987-91
8.	119	Steve Balboni	1984-88
9.	109	Bo Jackson	1986-90
10.	108	Carlos Beltran	1998-2003

Career Runs Batted In

1.	1595	George Brett	1973-93
2.	1012	Hal McRae	1973-87
3.	992	Amos Otis	1970-83
4.	886	Frank White	1973-90
5.	604	Mike Sweeney	1995-2003
6.	552	John Mayberry	1972-77
7.	509	Willie Wilson	1976-90
8.	477	Joe Randa	1995-96, 1999-2003
9.	465	Carlos Beltran	1998-2003
10.	425	Danny Tartabull	1987-91

Career Batting Average

1.	.307	Mike Sweeney	1995-03
2.	.306	Jose Offerman	1996-98
3.	.305	George Brett	1973-93
4.	.294	Kevin Seitzer	1986-91
5.	.293	Hal McRae	1973-87
6.	.293	Wally Joyner	1992-95
7.	.292	Johnny Damon	1995-2000
8.	.290	Danny Tartabull	1987-91
9.	.289	Willie Wilson	1976-90
10.	.288	Joe Randa	1995-96, 1999-2003
	.288	Carlos Beltran	1998-2003

Career Walks

1.	1096	George Brett	1973-93
2.	739	Amos Otis	1970-83
3.	616	Hal McRae	1973-87
4.	561	John Mayberry	1972-77
5.	413	Fred Patek	1971-79
6.	412	Frank White	1973-90
7.	373	Mike Sweeney	1995-2003
8.	369	Kevin Seitzer	1987-91
9.	360	Willie Wilson	1976-90
10.	325	Danny Tartabull	1987-91

*Led League

+Tied for league lead

Career batting average based on a minimum of 400 games played; slugging, on-base percentage based on 1,500 plate appearances.

Career Top 10 – Batting

Career Strikeouts

1.	1035	Frank White	1973-90
2.	990	Willie Wilson	1976-90
3.	953	Amos Otis	1970-83
4.	908	George Brett	1973-93
5.	697	Hal McRae	1973-87
6.	638	Bo Jackson	1986-90
7.	592	Danny Tartabull	1987-91
8.	586	Fred Patek	1971-79
9.	568	Steve Balboni	1984-88
10.	540	Carlos Beltran	1998-2003

Hit by Pitch

1.	78	Mike Macfarlane	1987-94, 1996-98
2.	74	Hal McRae	1973-87
3.	54	Willie Wilson	1976-90
4.	47	Mike Sweeney	1995-2003
5.	33	George Brett	1973-93
6.	32	Carlos Febles	1998-2003
32		Amos Otis	1970-83
32		Joe Randa	1995-96, 1999-2003
9.	30	Frank White	1973-90
10.	27	Fred Patek	1971-79

Career Stolen Bases

1.	612	Willie Wilson	1976-90
2.	340	Amos Otis	1970-83
3.	336	Fred Patek	1971-79
4.	201	George Brett	1973-93
5.	178	Frank White	1973-90
6.	156	Johnny Damon	1995-2000
7.	150	Carlos Beltran	1998-2003
150		Tom Goodwin	1994-97
9.	120	U.L. Washington	1977-84
10.	105	Hal McRae	1973-87
105		John Wathan	1976-85

Total Bases

1.	5044	George Brett	1973-93
2.	3051	Amos Otis	1970-83
3.	3009	Frank White	1973-90
4.	3006	Hal McRae	1973-87
5.	2595	Willie Wilson	1976-90
6.	1644	Mike Sweeney	1995-2003
7.	1413	Joe Randa	1995-96, 1999-2003
8.	1404	John Mayberry	1972-77
9.	1384	Fred Patek	1971-79
10.	1372	Carlos Beltran	1998-2003

Extra Base Hits

1.	1119	George Brett	1973-93
2.	681	Hal McRae	1973-87
3.	625	Frank White	1973-90
4.	623	Amos Otis	1970-83
5.	414	Willie Wilson	1976-90
6.	348	Mike Sweeney	1995-2003
7.	293	Mike Macfarlane	1987-94, 1996-98
8.	292	John Mayberry	1972-77
9.	291	Joe Randa	1995-96, 1999-2003
10.	288	Carlos Beltran	1998-2003

*Led League

+Tied for league lead

Career batting average based on a minimum of 400 games played; slugging, on-base percentage based on 1,500 plate appearances.

Slugging Percentage

1.	.518	Danny Tartabull	1987-91
2.	.497	Mike Sweeney	1995-2003
3.	.487	George Brett	1973-93
4.	.480	Bo Jackson	1986-90
5.	.479	Carlos Beltran	1998-2003
6.	.477	Jermaine Dye	1997-2001
7.	.469	Willie Aikens	1980-83
8.	.459	Steve Balboni	1984-88
9.	.458	Hal McRae	1973-87
10.	.448	John Mayberry	1972-77

On-Base Percentage

1.	.385	Jose Offerman	1996-98
2.	.381	Mike Sweeney	1995-2003
3.	.380	Kevin Seitzer	1986-91
4.	.376	Danny Tartabull	1987-91
5.	.375	Darrell Porter	1977-80
6.	.374	John Mayberry	1972-77
7.	.371	Wally Joyner	1992-95
8.	.369	George Brett	1973-93
9.	.362	Willie Aikens	1980-83
10.	.360	Paul Schaal	1969-74

On-Base+Slugging Percentage

1.	.894	Danny Tartabull	1987-91
2.	.878	Mike Sweeney	1995-2003
3.	.857	George Brett	1973-93
4.	.830	Willie Aikens	1980-83
5.	.828	Carlos Beltran	1998-2003
6.	.822	John Mayberry	1972-77
7.	.820	Jermaine Dye	1997-2001
8.	.814	Hal McRae	1973-87
9.	.809	Darrell Porter	1977-80
10.	.805	Wally Joyner	1992-95

Career Intentional Walks

1.	229	George Brett	1973-93
2.	73	John Mayberry	1972-77
3.	65	Hal McRae	1973-87
4.	52	Amos Otis	1970-83
5.	35	Ed Kirkpatrick	1969-73

Career Inside-the-Park Home Runs

1.	13	Willie Wilson	1976-90
2.	7	George Brett	1973-93
3.	6	Amos Otis	1970-83
4.	4	Brian McRae	1990-94
5.	3	Danny Tartabull	1987-91
3		Frank White	1973-90
3		John Wathan	1976-85

Career Grand Slams

1.	6	Frank White	1973-90
2.	5	Danny Tartabull	1987-91
3.	4	Carlos Beltran	1998-2003
4.	3	Jermaine Dye	1997-2001
3		Johnny Damon	1995-2000
3		Mike Macfarlane	1987-94, 96-98

Season Top 10 – Pitching



ERA

1.	2.08	Roger Nelson	1972
2.	*2.16	Bret Saberhagen	1989
3.	2.46	Kevin Appier	1992
4.	*2.56	Kevin Appier	1993
5.	2.69	Charlie Leibrandt	1985
6.	2.70	Mark Gubicza	1988
7.	2.71	Mike Hedlund	1971
8.	2.72	Larry Gura	1978
9.	2.72	Larry Gura	1981
10.	2.76	Kevin Appier	1990

Wins

1.	*23	Bret Saberhagen	1989
2.	22	Steve Busby	1974
3.	21	Dennis Leonard	1978
4.	20	Mark Gubicza	1988
	20	Bret Saberhagen	1985
	20	Dennis Leonard	1980
	*20	Dennis Leonard	1977
	20	Paul Splittorff	1973
9.	19	Paul Splittorff	1978
10.	18	6 pitchers tied (Last: Appier, 1993)	

Won-Loss Percentage

1.	.800 (16-4)	Larry Gura	1978
2.*	.793 (23-6)	Bret Saberhagen	1989
3.	.769 (20-6)	Brett Saberhagen	1985
4.	.762 (16-5)	David Cone	1994
5.	.727 (16-6)	Paul Splittorff	1977
6.	.714 (20-8)	Mark Gubicza	1988
7.	.692 (18-8)	Kevin Appier	1993
8.	.684 (13-6)	Al Fitzmorris	1974
9.	.682 (15-7)	Dennis Leonard	1975
10.	.667 (12-6)	Tom Gordon	1993
	.667 (12-6)	Mark Gubicza	1986

Losses

1.	19	Paul Splittorff	1974
2.	18	Mark Gubicza	1987
	18	Danny Jackson	1987
	+18	Larry Gura	1983
5.	17	Paul Splittorff	1979
	17	Dennis Leonard	1978
	17	Dick Drago	1972
8.	16	Jeff Suppan	2002
	16	Chad Durbin	2001
	16	Bret Saberhagen	1988
	16	Jim Rooker	1969

Shutouts

1.	6	Roger Nelson	1972
2.	+5	Dennis Leonard	1979
	5	Dennis Leonard	1977
4.	4	8 pitchers tied (Last: Saberhagen, 1989)	

*Led League

+Tied for league lead

Single Season ERA based on a minimum 162 innings pitched

Career ERA based on a minimum 400 innings pitched

Games Started

1.	+40	Dennis Leonard	1978
2.	*38	Dennis Leonard	1980
	38	Paul Splittorff	1978
	38	Steve Busby	1974
	38	Paul Splittorff	1973
6.	37	Larry Gura	1982
	37	Paul Splittorff	1977
	37	Steve Busby	1973
9.	36	3 pitchers tied	

Appearances

1.	*84	Dan Quisenberry	1985
2.	76	Jason Grimsley	2003
3.	*75	Dan Quisenberry	1980
4.	73	Jason Grimsley	2001
	73	Scott Service	1998
	73	Jeff Montgomery	1990
7.	72	Dan Quisenberry	1984
	72	Dan Quisenberry	1982
9.	70	Jason Grimsley	2002
	70	Matt Whisenant	1998

Complete Games

1.	21	Dennis Leonard	1977
2.	20	Dennis Leonard	1978
	20	Steve Busby	1974
4.	18	Steve Busby	1975
5.	16	Larry Gura	1980
	16	Dennis Leonard	1976
7.	15	Dick Drago	1971
	15	Bret Saberhagen	1987
9.	13	Paul Splittorff	1981
10.	12	4 pitchers tied (Last: Saberhagen*, 1989)	

Saves

1.	+45	Jeff Montgomery	1993
	*45	Dan Quisenberry	1983
3.	*44	Dan Quisenberry	1984
4.	39	Jeff Montgomery	1992
5.	*37	Dan Quisenberry	1985
6.	36	Jeff Montgomery	1998
7.	*35	Dan Quisenberry	1982
8.	33	Jeff Montgomery	1991
	+33	Dan Quisenberry	1980
10.	31	Jeff Montgomery	1995

Innings Pitched

1.	294.2	Dennis Leonard	1978
2.	292.2	Dennis Leonard	1977
3.	292.1	Steve Busby	1974
4.	283.1	Larry Gura	1980
5.	280.1	Dennis Leonard	1980
6.	269.2	Mark Gubicza	1988
7.	*262.1	Bret Saberhagen	1989
	262.0	Paul Splittorff	1978
	262.0	Paul Splittorff	1973
10.	260.2	Bret Saberhagen	1988

RECORDS

Season Top 10 – Pitching

Single Season Strikeouts


1.	244	Dennis Leonard	1977
2.	207	Kevin Appier	1996
3.	206	Bob Johnson	1970
4.	198	Steve Busby	1974
5.	196	Kevin Appier	1997
6.	193	Bret Saberhagen	1989
7.	191	David Cone	1993
8.	186	Kevin Appier	1993
9.	185	Kevin Appier	1995
10.	183	Mark Gubicza	1988
	183	Dennis Leonard	1978

Walks+Hits Per 9 Innings

1.	*7.84	Roger Nelson	1972
2.	*8.65	Bret Saberhagen	1989
3.	9.90	Larry Gura	1981
4.	*9.52	Bret Saberhagen	1985
5.	9.63	Bret Saberhagen	1991
6.	9.64	David Cone	1994
7.	9.86	Larry Gura	1978
8.	9.95	Kevin Appier	1993
9.	9.99	Dennis Leonard	1977
10.	10.11	Doug Bird	1976

Hits Allowed Per 9 Innings

1.	6.23	Roger Nelson	1972
2.	6.74	Tom Gordon	1989
3.	6.81	David Cone	1994
4.	6.90	Kevin Appier	1993
5.	6.93	Bruce Dal Canton	1974
6.	7.17	Bret Saberhagen	1989
7.	7.22	Kevin Appier	1992
8.	7.26	Larry Gura	1981
9.	7.26	David Cone	1993
10.	7.29	Kevin Appier	1995



Dennis Leonard struck out 244 batters in 1977, which still stands as the Royals single-season record.

Walks Per 9 Innings

1.	*1.41	Doug Bird	1976
2.	*1.45	Bret Saberhagen	1985
3.	1.48	Bret Saberhagen	1989
4.	1.50	Paul Byrd	2002
5.	1.61	Roger Nelson	1972
6.	1.72	Dick Drago	1971
7.	*1.80	Mark Gubicza	1994
8.	1.83	Larry Gura	1981
9.	1.83	Dennis Leonard	1981
10.	1.86	Bret Saberhagen	1987

Hits Allowed

1.	284	Steve Busby	1974
2.	*283	Dennis Leonard	1978
3.	279	Paul Splittorff	1973
4.	272	Larry Gura	1980
5.	271	Dennis Leonard	1980
	*271	Bret Saberhagen	1988
7.	*267	Chris Haney	1996
8.	262	Tim Belcher	1996
9.	252	Mark Gubicza	1989
	252	Paul Splittorff	1974
	252	Dick Drago	1973

Walks Allowed

1.	120	Mark Gubicza	1987
2.	114	David Cone	1993
3.	109	Danny Jackson	1987
4.	107	Pat Rapp	1998
5.	105	Steve Busby	1973
6.	102	Jim Rooker	1970
7.	100	Rich Gale	1978
8.	99	Tom Gordon	1990
	99	Rich Gale	1979
10.	94	Mac Suzuki	2000

Home Runs Allowed

1.	*37	Tim Belcher	1998
2.	36	Paul Byrd	2002
	*36	Jeff Suppan	2000
4.	33	Dennis Leonard	1979
5.	32	Jeff Suppan	2002
6.	31	Tim Belcher	1997
	31	Larry Gura	1982
8.	*30	Dennis Leonard	1980
9.	31	Darrell May	2003
10.	29	Chris Haney	1996
	29	Larry Gura	1979
	29	Wally Bunker	1969

*Led League

+Tied for league lead

Single Season ERA based on a minimum 162 innings pitched

Career Top 10 – Pitching

ERA

1.	2.55	Dan Quisenberry	1979-88
2.	3.05	Steve Farr	1985-90
3.	3.06	Steve Mingori	1973-79
4.	3.08	Roger Nelson	1969-72, 76
5.	3.20	Jeff Montgomery	1988-99
6.	3.21	Bret Saberhagen	1984-91
7.	3.29	David Cone	1986, 93-94
8.	3.46	Kevin Appier	1989-99, 2003
	3.46	Al Fitzmorris	1969-76
10.	3.48	Marty Pattin	1974-80

Wins

1.	166	Paul Splittorff	1970-84
2.	144	Dennis Leonard	1974-86
3.	132	Mark Gubicza	1984-96
4.	115	Kevin Appier	1989-99, 2003
5.	111	Larry Gura	1976-85
6.	110	Bret Saberhagen	1984-91
7.	79	Tom Gordon	1988-95
8.	76	Charlie Leibrandt	1984-89
9.	70	Steve Busby	1972-80
	70	Al Fitzmorris	1969-76

Won-Loss Percentage

1.	.593 (70-48)	Al Fitzmorris	1969-76
2.	.587 (111-78)	Larry Gura	1976-85
3.	.585 (110-78)	Bret Saberhagen	1984-91
4.	.576 (49-36)	Doug Bird	1973-78
5.	.576 (144-106)	Dennis Leonard	1974-86
6.	.565 (70-54)	Steve Busby	1972-80
7.	.560 (42-33)	Rich Gale	1978-81
8.	.558 (115-91)	Kevin Appier	1989-99, 03
9.	.555 (76-61)	Charlie Leibrandt	1984-89
10.	.537 (166-143)	Paul Splittorff	1970-84

Losses

1.	143	Paul Splittorff	1970-84
2.	135	Mark Gubicza	1984-96
3.	106	Dennis Leonard	1974-86
4.	91	Kevin Appier	1989-99, 2003
5.	78	Bret Saberhagen	1984-91
	78	Larry Gura	1976-85
7.	71	Tom Gordon	1988-95
8.	70	Dick Drago	1969-73
9.	61	Charlie Leibrandt	1984-89
10.	57	Buddy Black	1982-88

Shutouts

1.	23	Dennis Leonard	1974-86
2.	17	Paul Splittorff	1970-84
3.	16	Mark Gubicza	1984-96
4.	14	Bret Saberhagen	1984-91
	14	Larry Gura	1976-85
6.	11	Al Fitzmorris	1969-76
7.	10	Kevin Appier	1989-98, 2003
	10	Charlie Leibrandt	1984-89
	10	Dick Drago	1969-73
10.	7	3 pitchers tied	

Games Started

1.	392	Paul Splittorff	1970-84
2.	327	Mark Gubicza	1984-96
3.	302	Dennis Leonard	1974-86
4.	273	Kevin Appier	1989-99, 2003
5.	226	Bret Saberhagen	1984-91
6.	219	Larry Gura	1976-85
7.	187	Charlie Leibrandt	1984-89
8.	160	Dick Drago	1969-73
9.	150	Steve Busby	1972-80
10.	144	Tom Gordon	1988-95

Appearances

1.	686	Jeff Montgomery	1988-99
2.	573	Dan Quisenberry	1979-88
3.	429	Paul Splittorff	1970-84
4.	382	Mark Gubicza	1984-96
5.	312	Dennis Leonard	1974-86
6.	310	Larry Gura	1976-85
7.	292	Doug Bird	1973-78
8.	289	Steve Farr	1985-90
9.	285	Kevin Appier	1989-99, 2003
10.	281	Hipolito Pichardo	1992-99

Complete Games

1.	103	Dennis Leonard	1974-86
2.	88	Paul Splittorff	1970-84
3.	64	Bret Saberhagen	1984-91
4.	61	Larry Gura	1976-85
5.	53	Steve Busby	1972-80
	53	Dick Drago	1969-73
7.	42	Mark Gubicza	1984-96
8.	35	Al Fitzmorris	1969-76
9.	34	Charlie Leibrandt	1984-89
10.	32	Kevin Appier	1989-99, 2003

Saves

1.	304	Jeff Montgomery	1988-99
2.	238	Dan Quisenberry	1979-88
3.	58	Doug Bird	1973-78
4.	54	Roberto Hernandez	2001-2002
5.	49	Steve Farr	1985-90
6.	40	Ted Abernathy	1970-72
7.	31	Al Hrabosky	1978-79
8.	28	Mark Littell	1973, 75-77
	28	Tom Burgmeier	1969-73
10.	27	Mike MacDougal	2001-2003
	27	Steve Mingori	1973-79

Innings Pitched

1.	2554.2	Paul Splittorff	1970-84
2.	2218.2	Mark Gubicza	1984-96
3.	2187.1	Dennis Leonard	1974-86
4.	1839.2	Kevin Appier	1989-99
5.	1701.1	Larry Gura	1976-85
6.	1660.1	Bret Saberhagen	1984-91
7.	1257.0	Charlie Leibrandt	1984-89
8.	1149.2	Tom Gordon	1988-95
9.	1134.0	Dick Drago	1969-73
10.	1098.0	Al Fitzmorris	1969-76

RECORDS BY YEAR / RECORDS BY PITCHER / RECORDS BY TEAM

Career Top 10 – Pitching

Strikeouts

1.	1456	Kevin Appier	1989-99, 2003
2.	1366	Mark Gubicza	1984-96
3.	1323	Dennis Leonard	1974-86
4.	1093	Bret Saberhagen	1984-91
5.	1057	Paul Splittorff	1970-84
6.	999	Tom Gordon	1988-95
7.	720	Jeff Montgomery	1988-99
8.	659	Steve Busby	1972-80
9.	633	Larry Gura	1976-85
10.	618	Charlie Leibrandt	1984-89

Walks+Hits Per 9 Innings

1.	10.20	Bret Saberhagen	1984-91
2.	10.35	Dan Quisenberry	1979-88
3.	11.10	Jeff Montgomery	1988-99
4.	11.10	Marty Pattin	1974-80
5.	11.21	Doug Bird	1973-78
6.	11.25	Kevin Appier	1989-99, 2003
7.	11.27	Larry Gura	1976-85
8.	11.33	Buddy Black	1982-88
9.	11.35	Dennis Leonard	1974-86
10.	11.68	Dick Drago	1969-73



Kevin Appier, who rejoined the Royals in 2003, is the club's all-time strikeout king with 1,456 strikeouts.

Hits Allowed Per 9 Innings

1.	8.05	Jeff Montgomery	1988-99
2.	8.14	Tom Gordon	1988-95
3.	8.15	Kevin Appier	1989-99, 2003
4.	8.26	Steve Farr	1985-90
5.	8.41	Bret Saberhagen	1984-91
6.	8.51	Steve Busby	1972-80
7.	8.51	Larry Gura	1976-85
8.	8.67	Buddy Black	1982-88
9.	8.70	Rich Gale	1978-81
10.	8.73	Marty Pattin	1974-80

Walks Per 9 Innings

1.	1.36	Dan Quisenberry	1979-88
2.	1.79	Bret Saberhagen	1984-91
3.	2.37	Marty Pattin	1974-80
4.	2.37	Doug Bird	1973-78
5.	2.46	Dick Drago	1969-73
6.	2.56	Dennis Leonard	1974-86
7.	2.57	Charlie Leibrandt	1984-89
8.	2.66	Buddy Black	1982-88
9.	2.66	Larry Gura	1976-85
10.	2.75	Paul Splittorff	1970-84

Hits Allowed

1.	2644	Paul Splittorff	1970-84
2.	2226	Mark Gubicza	1984-96
3.	2137	Dennis Leonard	1974-86
4.	1664	Kevin Appier	1989-99, 2003
5.	1628	Larry Gura	1976-85
6.	1551	Bret Saberhagen	1984-91
7.	1294	Charlie Leibrandt	1984-89
8.	1162	Dick Drago	1969-73
9.	1075	Al Fitzmorris	1969-76
10.	1040	Tom Gordon	1988-95

Walks

1.	783	Mark Gubicza	1984-96
2.	780	Paul Splittorff	1970-84
3.	631	Kevin Appier	1989-99, 2003
4.	622	Dennis Leonard	1974-86
5.	587	Tom Gordon	1988-95
6.	503	Larry Gura	1976-85
7.	433	Steve Busby	1972-80
8.	359	Al Fitzmorris	1969-76
9.	359	Charlie Leibrandt	1984-89
10.	331	Bret Saberhagen	1984-91

Home Runs Allowed

1.	202	Dennis Leonard	1974-86
2.	192	Paul Splittorff	1970-84
3.	166	Larry Gura	1976-85
4.	153	Mark Gubicza	1984-96
5.	138	Kevin Appier	1989-99, 2003
6.	126	Bret Saberhagen	1984-91
7.	123	Jeff Suppan	1998-2002
8.	102	Charlie Leibrandt	1984-89
9.	100	Buddy Black	1982-88
10.	96	Tim Belcher	1996-98

ROYALS REVIEW HISTORY RECORDS OPERATIONS MEDIA

All-Time League Leaders

Batting Leaders

Games (4)

161+	John Mayberry	1976
162+	Al Cowens	1977
162+	Hal McRae	1977
162+	Carlos Beltran	2002

At Bats (3)

634	George Brett	1975
645	George Brett	1976
705	Willie Wilson	1980

Batting Average (4)

.333	George Brett	1976
.390	George Brett	1980
.332	Willie Wilson	1982
.329	George Brett	1990

Total Bases (1)

298	George Brett	1976
-----	--------------	------

Runs (2)

133	Willie Wilson	1980
136	Johnny Damon	2000

Hits (5)

195	George Brett	1975
215	George Brett	1976
212	George Brett	1979
230	Willie Wilson	1980
207+	Kevin Seitzer	1987

Doubles (7)

36+	Amos Otis	1970
33	Lou Piniella	1972
40	Amos Otis	1976
54	Hal McRae	1977
45	George Brett	1978
46+	Hal McRae	1982
45+	George Brett	1990

Triples (10)

11	Fred Patek	1971
13+	George Brett	1975
14	George Brett	1976
20	George Brett	1979
15+	Willie Wilson	1980
15	Willie Wilson	1982
21	Willie Wilson	1985
15	Willie Wilson	1987
11+	Willie Wilson	1988
13	Jose Offerman	1998

Runs Batted In (1)

133	Hal McRae	1982
-----	-----------	------

On-Base Percentage (4)

.417	John Mayberry	1973
.407	Hal McRae	1976
.429	Darrell Porter	1979
.461	George Brett	1980

Slugging Percentage (4)

.664	George Brett	1980
.463	George Brett	1983
.585	George Brett	1985
.593	Danny Tartabull	1991

On-Base+Slug Percentage (4)

.868	Hal McRae	1976
1.118	George Brett	1980
.947	George Brett	1983
1.022	George Brett	1985

Stolen Bases (4)

52	Amos Otis	1971
53	Fred Patek	1977
83	Willie Wilson	1979
46	Johnny Damon	2000

Base on Balls (3)

122	John Mayberry	1973
119	John Mayberry	1975
121	Darrell Porter	1979

Hit By Pitch (1)

15+	Mike Sweeney	2000
-----	--------------	------

Strikeouts (2)

166	Steve Balboni	1985
172	Bo Jackson	1989

Pitching Leaders

Wins (2)

20+	Dennis Leonard	1977
23	Bret Saberhagen	1989

Losses (1)

18	Larry Gura	1983
----	------------	------

Winning Percentage (1)

.793	Bret Saberhagen	1989
------	-----------------	------

ERA (2)

2.16	Bret Saberhagen	1989
2.56	Kevin Appier	1993

Appearances (3)

75	Dan Quisenberry	1980
69	Dan Quisenberry	1983
84	Dan Quisenberry	1985

Starts (5)

40+	Dennis Leonard	1978
38	Dennis Leonard	1980
26+	Dennis Leonard	1981
36+	Mark Gubicza	1989
33	Mark Gubicza	1995

Complete Games (2)

12	Bret Saberhagen	1989
7	Paul Byrd	2002

Shutouts (1)

5+	Dennis Leonard	1979
----	----------------	------

Saves (6)

33+	Dan Quisenberry	1980
35	Dan Quisenberry	1982
45	Dan Quisenberry	1983
44	Dan Quisenberry	1984
37	Dan Quisenberry	1985
45+	Jeff Montgomery	1993

Innings Pitched (2)

201.2	Dennis Leonard	1981
262.1	Bret Saberhagen	1989

Walks Per Nine (4)

1.41	Doug Bird	1976
1.45	Bret Saberhagen	1985
1.80	Mark Gubicza	1994
2.01	Chris Haney	1996

Walks+Hits Per Nine (4)

7.84	Roger Nelson	1972
10.16	Buddy Black	1984
9.52	Bret Saberhagen	1985
8.65	Bret Saberhagen	1989

Hits Allowed (4)

283	Dennis Leonard	1978
202	Dennis Leonard	1981
271	Bret Saberhagen	1988
267	Chris Haney	1996

Home Runs Allowed (3)

30	Dennis Leonard	1980
37	Tim Belcher	1998
36	Jeff Suppan	2000

Outfield Assists (3)

15 +	Amos Otis	1970
14	Willie Wilson	1981
17	Jermaine Dye	1999

+ Tied for League Lead



Top Pitching Performances

Complete Game No-Hitters

No.	Pitcher	Date	Opponent	Score
1.	Steve Busby	April 27, 1973	at Detroit	3-0
2.	Steve Busby	June 19, 1974	at Milwaukee	2-0
3.	Jim Colborn	May 14, 1977	Texas	6-0
4.	Bret Saberhagen	Aug. 26, 1991	Chicago	7-0

One-Hitters

No.	Pitcher	Date	Opponent	Score
1.	Bill Butler	Aug. 9, 1969	at Cleveland	10-0
2.	Wally Bunker	Sept. 11, 1969	at California	3-0
3.	Dick Drago	July 30, 1971 (4 1/2 inn.)	at Baltimore	0-1
4.	Paul Splittorff	Aug. 11, 1971	at Washington	1-0
5.	Roger Nelson	Aug. 23, 1972	Boston	3-0
6.	Paul Splittorff	Aug. 3, 1975	Oakland	5-0
7.	Andy Hassler	July 2, 1977	at Cleveland	1-0
8.	Paul Splittorff	Sept. 2, 1977 (2nd)	Milwaukee	3-0
9.	Rich Gale	June 13, 1978	Texas	5-0
10.	Larry Gura	April 30, 1980	at Toronto	3-0
11.	Vida Blue	Sept. 13, 1982	Seattle	8-0
12.	Charlie Leibrandt	May 16, 1987	Milwaukee	13-0
13.	Kevin Appier	July 7, 1990	at Detroit	4-0
14.	Hipolito Pichardo	July 21, 1992	Boston	8-0
15.	Dennis Rasmussen	Sept. 29, 1992	at California	2-0
16.	Kevin Appier	July 27, 1993	Texas	0-1
17.	David Cone	May 22, 1994	at California	4-0
18.	Mark Gubicza	June 15, 1995	at Oakland	7-0

Two-Hitters

No.	Pitcher	Date	Opponent	Score
1.	Bob Johnson	Aug. 23, 1970	Boston	4-3
2.	Al Fitzmorris	Aug. 4, 1971 (2nd)	Minnesota	3-0
3.	Dick Drago	April 25, 1972	Baltimore	3-0
4.	Roger Nelson	Oct. 4, 1972	Texas	4-0
5.	Paul Splittorff	April 14, 1973	at Chicago	3-0
6.	Paul Splittorff	June 18, 1974	at Milwaukee	4-0
7.	Al Fitzmorris	Aug. 5, 1975	Minnesota	6-1
8.	Andy Hassler	Aug. 20, 1976	Milwaukee	3-0
9.	Dennis Leonard	June 28, 1977	at California	3-1
10.	Rich Gale	May 15, 1978	Boston	3-1
11.	Dennis Leonard	June 11, 1980 (1st)	Cleveland	5-0
12.	Bret Saberhagen	May 17, 1985	at Milwaukee	3-0
13.	Bret Saberhagen	April 16, 1986	at Boston	1-0
14.	Dennis Leonard	April 29, 1986	at Detroit	1-2
15.	Danny Jackson	Oct. 1, 1986	California	2-0
16.	Bret Saberhagen	April 10, 1987	New York	13-1
17.	Bret Saberhagen	May 9, 1987	at Cleveland	4-0
18.	Charlie Leibrandt	July 26, 1987	at Baltimore	4-0
19.	Mark Gubicza	June 11, 1988	at California	7-0
20.	Charlie Leibrandt	June 15, 1988	at Oakland	2-0
21.	Mark Gubicza	Sept. 16, 1988	at Oakland	3-0
22.	Bret Saberhagen	May 18, 1990	at New York	4-1
23.	Chris Haney	Sept. 22, 1992	Seattle	3-0
24.	David Cone	May 9, 1993	Texas	1-2
25.	Kevin Appier	Aug. 7, 1996	Oakland	7-0
26.	Tim Lincecum	May 13, 1997	Boston	9-0
27.	Kevin Appier	May 21, 1997	at Cleveland	0-1
28.	Jose Rosado	July 3, 1998	Cleveland	1-2
29.	Jeff Suppan	April 29, 2002	at Detroit	4-0

Royals No-Hitters



Steve Busby

April 27, 1973 at Detroit
Kansas City 3, Detroit 0



In just his 10th Major League start, 23-year-old Steve Busby recorded the 1st no-hitter in club history by shutting down Detroit on April 27, 1973. His no-hitter was the 1st in Tiger Stadium since 1952. He allowed 6 walks and struck out 4 in the 3-0 win.

In his next start, he allowed just 1 hit in 5.2 innings of work in a 5-3 win at Milwaukee on May 4. Busby picked up where he left off, tossing 5.1 hitless innings until Dave May homered in the 6th inning. Busby didn't allow any more hits but was removed later that inning because of wildness.

Kansas City	AB	R	H	RBI	BB	K	PO	A
Patek ss	4	0	0	0	1	1	4	5
Hovley dh	4	0	1	0	0	0	0	0
McRae ph,dh	1	0	0	0	0	0	0	0
Otis cf	4	1	1	1	0	1	2	0
Mayberry 1b	3	0	0	0	1	0	11	0
Pinella lf	4	0	2	0	0	0	3	0
Kirkpatrick rf	4	2	3	1	0	0	2	0
Rojas 2b	3	0	1	0	0	0	1	1
Schaal 3b	4	0	0	0	0	0	0	1
Healy c	4	0	0	0	0	0	4	0
Busby p	0	0	0	0	0	0	0	2
Totals	35	3	8	2	2	2	27	9

Detroit	AB	R	H	RBI	BB	K	PO	A
Northrup rf	4	0	0	0	0	0	5	0
Rodriguez 3b	3	0	0	0	0	1	1	2
Sims ph	0	0	0	0	1	0	0	0
Reese lf	3	0	0	0	1	0	2	0
Freehan c	2	0	0	0	2	0	2	1
G. Brown dh	3	0	0	0	0	0	0	0
N. Cash 1b	1	0	0	0	2	1	12	1
McAuliffe 2b	3	0	0	0	0	0	2	3
Stanley cf	3	0	0	0	0	1	1	0
Brinkman ss	3	0	0	0	0	1	2	4
Perry p	0	0	0	0	0	0	0	3
Scherman p	0	0	0	0	0	0	0	0
Totals	25	0	0	0	6	4	27	14

KC 000 010 011 - 3 8 0
DET 000 000 000 - 0 0 2
DP: Kansas City, 2; Detroit, 1. E: Rodriguez (1), N. Cash (2). PB: Healy (1); Freehan (1). HR: Kirkpatrick (3, 5th inning off Perry 0 on, 0 out); Otis (4, 8th inning off Perry 0 on, 1 out). SH: Rojas (1, off Perry).

Kansas City	IP	H	HR	R	ER	BB	K
Busby (2-2)	9.0	0	0	0	0	6	4
Detroit	IP	H	HR	R	ER	BB	K
Perry (2-2)	8.2	8	2	3	2	2	2
Scherman	0.1	0	0	0	0	0	0
Totals	9.0	8	2	3	2	2	2

WP: Busby (1).

Umpires: Rice, Goetz, Maloney, Evans

Time of Game: 2:18 Attendance: 16,345

Steve Busby

June 19, 1974 at Milwaukee
Kansas City 2, Milwaukee 0



Busby became the 1st pitcher in Major League history to collect no-hitters in each of his 1st 2 big league seasons when he defeated the Milwaukee Brewers on June 19, 1974 at County Stadium, 2-0.

George Scott, who walked to lead off the 2nd inning, was Milwaukee's only baserunner in the game. Busby then retired 24-straight batters to establish a club record.

Busby then retired the first 9 batters faced in his next start against Chicago on June 24. The 33-straight batters retired established an American League record.

Kansas City	AB	R	H	RBI	BB	K	PO	A
Patek ss	4	0	2	0	0	0	1	2
Rojas 2b	4	0	1	0	0	0	3	6
Otis cf	4	0	1	0	0	1	3	0
Mayberry 1b	3	1	0	0	1	1	14	0
McRae dh	4	0	1	0	0	0	0	0
Wohlford lf	4	1	1	0	0	0	0	0
Covens rf	3	0	0	0	1	0	2	0
Brett 3b	3	0	1	1	0	0	1	2
Healy c	3	0	0	0	0	0	3	0
Busby p	0	0	0	0	0	0	0	2
Totals	32	2	7	1	2	2	27	12

Milwaukee	AB	R	H	RBI	BB	K	PO	A
Money 3b	4	0	0	0	0	0	1	3
Yount ss	3	0	0	0	0	1	2	3
May rf	3	0	0	0	0	0	3	1
Scott 1b	2	0	0	0	1	0	9	1
Briggs lf	3	0	0	0	0	1	1	0
Porter c	3	0	0	0	0	0	2	0
Hansen dh	3	0	0	0	0	0	0	0
Coluccio cf	3	0	0	0	0	1	4	0
T. Johnson 2b	3	0	0	0	0	0	5	1
Wright p	0	0	0	0	0	0	0	2
Totals	27	0	0	0	1	3	27	11

KC 010 100 000 - 2 7 0
MIL 000 000 000 - 0 0 2
DP: Milwaukee, 2. E: Yount (12), Porter (7).

Kansas City	IP	H	HR	R	ER	BB	K
Busby (9-6)	9.0	0	0	0	0	1	3
Milwaukee	IP	H	HR	R	ER	BB	K
Wright (5-9)	9.0	7	0	2	1	2	2

Umpires: Brinkman, Chylak, McCoy, Bremigan

Time of Game: 2:03 Attendance: 9,019

No-Hitter Against the Royals

California Angels ace Nolan Ryan recorded the 1st no-hitter in Kauffman Stadium history and the only no-hitter against the Royals on May 15, 1973. He struck out 12 and

allowed only 3 base runners, all walks, in the 3-0 win. It was the 1st of 2 no-hitters for Ryan on the season and the 1st of a record 7 no-hitters in his career.

Royals No-Hitters

Jim Colborn

May 14, 1977 at Kansas City
Kansas City 6, Texas 0



Jim Colborn secured his place in club history in his 1st season in Kansas City by becoming the 1st Royal to pitch a no-hitter in Kauffman Stadium. He no-hit the Texas Rangers on May 14, 1977 in a 6-0 win to collect the 1st of 3 no-hitters in the Major Leagues during the 1977 campaign.

Colborn hit Toby Harrah with a pitch in the 5th inning and walked Jim Sundberg in the 6th to mark the only Rangers only baserunners. He faced only 28 batters in the game and struck out 6 in the outing.

Texas	AB	R	H	RBI	BB	K	PO	A
Washington lf	4	0	0	0	0	0	1	0
Campaneris ss	3	0	0	0	0	0	1	3
Hargrove 1b	3	0	0	0	0	0	8	0
Horton dh	3	0	0	0	0	1	0	0
Grieve rf	3	0	0	0	0	1	5	1
Harrah 3b	2	0	0	0	0	0	1	1
Wills 2b	3	0	0	0	0	3	2	3
Sundberg c	1	0	0	0	1	0	3	1
Fahay ph	1	0	0	0	0	0	0	0
Beniquez cf	2	0	0	0	0	1	2	0
May ph	1	0	0	0	0	0	0	0
Boggs p	0	0	0	0	0	0	0	0
Marshall p	0	0	0	0	0	0	1	0
Totals	26	0	0	0	1	6	24	9

Kansas City	AB	R	H	RBI	BB	K	PO	A
Nelson dh	4	1	0	0	1	0	0	0
Poquette rf	4	1	2	1	0	0	3	0
McRae lf	2	0	1	1	2	0	1	0
Zdeb pr, lf	0	0	0	0	0	0	1	0
Cowens cf	4	0	2	0	0	0	4	0
LaCock 1b	4	1	2	0	0	0	7	4
Porter c	4	1	2	1	0	1	6	0
Rojas 3b	4	1	1	0	0	2	0	0
Patek ss	4	1	2	2	0	0	0	2
White 2b	3	0	0	1	0	0	1	3
Colborn p	0	0	0	0	0	0	4	1
Totals	33	6	12	6	3	3	27	10

TEX 0 0 0 0 0 0 0 0 0
KC 0 0 2 0 0 2 x - 6 12 0

DP: Texas, 1; Kansas City, 1. HBP: Harrah (1, by Colborn). 2B: LaCock 2 (5, off Boggs 2); Rojas (5, off Boggs); Porter (7, off Marshall). 3B: Poquette (2, off Boggs); Porter (2, off Boggs); Patek (3, off Marshall). SH: White (3, off Marshall). SB: Rojas (1, 2nd base off Marshall/Sundberg); Harrah (3, 2nd base off Colborn/Porter).CS: Patek (2, 2nd base by Marshall/Sundberg).

Texas	IP	H	HR	R	ER	BB	K
Boggs (0-3)	5.1	9	0	4	4	2	3
Marshall	2.2	3	0	2	2	1	0
Totals	8.0	12	0	6	6	3	3

Kansas City IP H HR R ER BB K
Colborn (5-3) 9.0 0 0 0 0 0 1 6
HBP: Colborn (6, Harrah).
Umpires: Deegan, McKeane, Ford, DiMuro
Time of Game: 2:10 Attendance: 29,978

Bret Saberhagen

Aug. 26, 1991 at Kansas City
Kansas City 7, Chicago 0



Bret Saberhagen collected the Royals last no-hitter on Aug. 26, 1991 with a 2-0 win over the White Sox at Kauffman Stadium. He walked 2 and struck out 5 batters in the no-hit effort.

Saberhagen became just the 3rd pitcher in Major League history to throw a no-hitter, win a Cy Young Award and be named World Series MVP, joining Hall of Famers Sandy Koufax and Bob Gibson.

Chicago	AB	R	H	RBI	BB	K	PO	A
Raines lf	4	0	0	0	0	2	5	1
Cora 2b	4	0	0	0	0	1	1	7
Thomas 1b	4	0	0	0	0	0	6	1
Ventura 3b	3	0	0	0	0	0	1	0
Fisk dh	3	0	0	0	0	1	0	0
Pasqua rf	2	0	0	0	1	0	1	0
Johnson cf	3	0	0	0	0	0	1	0
Karkovice c	2	0	0	0	1	1	2	0
Merullo c	0	0	0	0	0	0	0	0
Guillen ss	3	0	0	0	0	0	6	1
Hough p	0	0	0	0	0	0	1	0
Patterson p	0	0	0	0	0	0	0	1
Pall p	0	0	0	0	0	0	0	0
Radinsky p	0	0	0	0	0	0	0	0
Totals	28	0	0	0	2	5	24	11

Kansas City	AB	R	H	RBI	BB	K	PO	A
McRae cf	4	2	1	0	0	0	1	0
Gibson lf	4	3	3	1	1	0	3	0
Brett dh	3	1	2	1	1	0	0	0
Eisenreich rf	3	0	1	1	0	0	3	0
Beninger 1b	4	1	2	3	0	0	12	0
Pecota 3b	4	0	1	1	0	0	0	2
Mayne c	4	0	1	0	0	0	5	0
Howard ss	4	0	1	0	0	0	0	3
Shumpert 2b	4	0	1	0	0	2	0	5
Saberhagen p	0	0	0	0	0	0	3	2
Totals	34	7	13	7	2	2	27	12

CHI 0 0 0 0 0 0 0 0 0
KC 2 0 3 2 0 0 0 x - 7 13 1

E: Patterson (3); Gibson (3). PB: Karkovice (2). 2B: Pecota (17, off Hough); Beninger (8, off Patterson). 3B: Gibson (6, off Patterson). SF: Brett (7, off Hough); Eisenreich (3, off Patterson). HBP: McRae (2, by Patterson). SB: Beninger (1, 2nd base off Hough/Karkovice).

Chicago	IP	H	HR	R	ER	BB	K
Hough (7-8)	2.2	8	0	5	5	1	0
Patterson	1.0	2	0	2	2	1	1
Pall	3.1	2	0	0	0	0	1
Radinsky	1.0	1	0	0	0	0	0
Totals	8.0	13	0	7	7	2	2

Kansas City IP H HR R ER BB K
Saberhagen (10-6) 9.0 0 0 0 0 0 2 5

WP: Pall (2). HBP: Patterson (1, McRae).
Umpires: Hendry, J. Hirschbeck, Phillips, Cederstrom
Time of Game: 2:30 Attendance: 25,164



10-Plus Strikeout Games

RECORDS BY DATE FROM 1969 TO 2004

SO	Date	Pitcher	Opponent	Score	SO	Date	Pitcher	Opponent	Score
14	8/27/88	Mark Gubicza	Minnesota	4-1	10	5/3/94	Kevin Appier	at Toronto	0-1
13	8/29/96	Kevin Appier	at Detroit	1-4	10	10/3/93	Kevin Appier	Texas	4-1
13	9/15/95	Kevin Appier	at California	5-0	10	10/2/93	Tom Gordon	at Texas	7-4
13	5/25/94	Kevin Appier	Texas	8-3	10	7/11/93	Kevin Appier	Detroit	6-2
13	4/20/91	Tom Gordon	at New York	5-2	10	7/7/92	Kevin Appier	at Boston	2-3 (11)
13	9/30/89	Bret Saberhagen	at Oakland	6-1	10	9/29/91	Kevin Appier	California	8-4
13	9/23/77	Dennis Leonard	at California	7-3	10	7/19/91	Tom Gordon	Detroit	0-17
13	7/8/77	Dennis Leonard	Oakland	6-2	10	7/16/91	Kevin Appier	Toronto	1-2 (10)
13	7/10/73	Steve Busby	at Milwaukee	5-3	10	6/22/91	Tom Gordon	Baltimore	0-1
13	5/24/72	Dick Drago	Minnesota	0-1	10	7/20/90	Kevin Appier	Boston	5-0 (Gm1)
12	9/3/96	Kevin Appier	at Toronto	5-2	10	4/26/90	Mark Gubicza	at Milwaukee	2-3
12	5/4/95	Kevin Appier	at Minnesota	6-0	10	8/18/89	Tom Gordon	at Seattle	3-1
12	7/23/94	David Cone	at Detroit	4-1	10	8/12/89	Mark Gubicza	Toronto	0-2
12	6/7/90	Bret Saberhagen	California	1-2	10	7/17/89	Tom Gordon	Milwaukee	3-2
12	7/9/89	Bret Saberhagen	Chicago	4-5	10	4/12/89	Tom Gordon	Baltimore	4-5 (15)
12	5/26/87	Danny Jackson	at Chicago	5-4	10	9/26/88	Mark Gubicza	Seattle	5-0
12	9/14/85	Bret Saberhagen	at Oakland	2-1	10	8/12/88	Floyd Bannister	Toronto	2-3
12	8/14/77	Dennis Leonard	at Toronto	3-6	10	8/6/88	Mark Gubicza	at Toronto	11-1
12	8/23/70	Bob Johnson	vs. Boston	4-3	10	9/22/87	Charlie Leibrandt	at Seattle	4-3 (10)
11	6/17/01	Blake Stein	at Milwaukee	2-5	10	7/11/87	Bret Saberhagen	at Toronto	2-1
11	6/5/97	Kevin Appier	Texas	3-6 (11)	10	6/23/87	Mark Gubicza	at Oakland	4-0
11	6/23/96	Kevin Appier	at Baltimore	4-0	10	8/17/86	Mark Gubicza	New York	5-0
11	4/12/96	Kevin Appier	at Milwaukee	4-1	10	6/14/86	Dennis Leonard	at California	5-6
11	7/7/95	Kevin Appier	at Detroit	1-3	10	9/30/85	Bret Saberhagen	California	3-1
11	6/14/95	Kevin Appier	at Seattle	2-1	10	7/31/85	Danny Jackson	at Detroit	5-2
11	9/22/93	Tom Gordon	at Oakland	3-2 (10)	10	6/16/85	Bud Black	at Seattle	1-2
11	8/19/93	David Cone	at Minnesota	4-2	10	6/26/78	Rich Gale	at California	4-0
11	7/27/93	Kevin Appier	Texas	0-1	10	9/8/77	Dennis Leonard	at Seattle	7-2
11	9/22/91	Bret Saberhagen	at Seattle	2-1	10	6/1/77	Dennis Leonard	at Toronto	11-3
11	7/4/89	Bret Saberhagen	at Oakland	10-1	10	9/28/75	Mark Littell	at Texas	1-3
11	7/31/88	Charlie Leibrandt	at Baltimore	4-1	10	5/14/75	Nellie Briles	at Detroit	4-1
11	9/23/87	Mark Gubicza	at Seattle	9-0	10	6/24/73	Steve Busby	Texas	7-4
11	6/24/77	Dennis Leonard	at Oakland	3-0	10	9/16/73	Paul Splittorff	at California	4-0
11	7/16/74	Steve Busby	Boston	5-4	10	4/26/73	Ken Wright	Milwaukee	3-7
11	8/9/73	Steve Busby	Boston	3-2	10	9/26/72	Steve Busby	at Chicago	2-1
11	7/21/70	Bob Johnson	Baltimore	1-2	10	9/5/72	Paul Splittorff	at Texas	7-2
10	9/17/99	Jay Witasick	at Oakland	9-3	10	10/1/70	Bob Johnson	at Minnesota	0-4
10	5/13/98	Pat Rapp	at Tampa Bay	4-0	10	9/7/70	Bob Johnson	California	4-1
10	9/21/97	Kevin Appier	Cleveland	1-0	10	5/2/70	Bob Johnson	Cleveland	4-3
10	5/26/97	Kevin Appier	Oakland	1-2 (11)	10	9/5/69	Bill Butler	at Seattle	4-5
10	8/23/96	Kevin Appier	Detroit	2-3	10	7/20/69	Bill Butler	at Chicago (#2)	3-2 (11)
10	5/17/94	David Cone	at Seattle	4-0	10	7/15/69	Bill Butler	at California	2-5
					10	6/3/69	Wally Bunker	Washington	5-3

Pitchers With Most 10+ Strikeout Games

10K Gms	Name	Best	Date	Opponent
21	Kevin Appier	13	5/25/94	vs. Texas
			9/15/95	at California
			8/29/96	at Detroit
8	Mark Gubicza	14	8/27/88	vs. Minnesota
8	Tom Gordon	13	4/20/91	at New York
8	Bret Saberhagen	13	9/30/89	at Oakland
7	Dennis Leonard	13	7/8/77	vs. Oakland
			9/23/77	at California
5	Steve Busby	13	7/10/73	at Milwaukee
4	Bob Johnson	12	8/23/70	vs. Boston
3	Bill Butler	10	7/15/69	at California
			7/20/69	at Chicago
			9/5/69	at Seattle
3	David Cone	12	7/23/94	at Detroit
2	Danny Jackson	12	5/26/87	at Chicago
2	Charlie Leibrandt	11	7/31/88	at Baltimore
2	Paul Splittorff	10	9/5/72	at Texas
			9/16/73	at California
1	11 pitchers tied with 1 (Blake Stein, Bud Black, Nellie Briles, Dick Drago, Floyd Bannister, Jay Witasick, Ken Wright, Mark Littell, Pat Rapp, Rich Gale, Wally Bunker)			



Top Plate Performances

Six-Hit Games

No.	Player	Date	Opponent
1.	Bob Oliver	May 4, 1969	at California
2.	Kevin Seitzer	Aug. 2, 1987	Boston

Five-Hit Games

No.	Player	Date	Opponent
1.	Amos Otis	May 1, 1970	Cleveland
2.	George Brett	Sept. 5, 1975	at California
3.	Tom Poquette	June 15, 1976	at Detroit
4.	George Brett	Sept. 9, 1976	California
5.	Al Cowens	June 1, 1977	at Toronto
6.	Joe Zdeb	July 1, 1977	at Cleveland
7.	Al Cowens	Sept. 6, 1977	at Seattle
8.	Darrell Porter	June 4, 1978	Chicago
9.	George Brett	May 28, 1979	Baltimore
10.	Amos Otis	Aug. 27, 1979	Milwaukee
11.	Willie Wilson	July 18, 1980	at New York
12.	Hal McRae	Aug. 2, 1980	at Chicago
13.	George Brett	Aug. 26, 1980	at Milwaukee
14.	Hal McRae	May 29, 1982	at Texas
15.	Willie Aikens	June 6, 1982	at New York
16.	George Brett	June 10, 1986	Seattle
17.	Willie Wilson	May 13, 1987	at Baltimore
18.	Kevin Seitzer	June 21, 1990	at Minnesota
19.	Jim Eisenreich	June 24, 1990	at Minnesota
20.	Kevin Seitzer	July 4, 1991	at California
21.	Brian McRae	May 31, 1994	at Boston
22.	Wally Joyner	July 16, 1994	Detroit
23.	Vince Coleman	July 29, 1995	Detroit
24.	Hal Morris	Aug. 12, 1998	at Boston
25.	Joe Randa	June 9, 1999	St. Louis
26.	Joe Randa	July 9, 1999	Houston
27.	Johnny Damon	July 18, 2000	Chicago (NL)
28.	Johnny Damon	Sept. 11, 2000	Seattle
29.	Joe Randa	May 12, 2001	at Minnesota
30.	Angel Berroa	Sept. 16, 2003	at Cleveland

Royals To Hit For The Cycle

No.	Player	Date	Opponent
1.	Fred Patek	July 9, 1971	at Minnesota
2.	John Mayberry	Aug. 5, 1977	Chicago
3.	George Brett	May 28, 1979	Baltimore
4.	Frank White	Sept. 26, 1979	at California
5.	Frank White	Aug. 3, 1982	Detroit
6.	George Brett	July 25, 1990	at Toronto

Royals Top Hitting Streaks

Rk.	No.	Name	Dates	Rk.	No.	Name	Dates
1.	30	George Brett	July 18-Aug. 18, 1980	17.	Kevin Seitzer	April 27-May 16, 1990	
2.	27	Jose Offerman	July 11-Aug. 7, 1998	17.	Kevin McReynolds	May 24-June 12, 1992	
3.	25	George Brett	Sept. 27, 1982-May 8, 1983	17.	Vince Coleman	May 21-June 13, 1995	
	25	Mike Sweeney	July 18-Aug. 13, 1999	18.	16	John Mayberry	July 28-Aug. 12, 1975
5.	22	Brian McRae	July 20-Aug. 13, 1991	16.	Al Cowens	Sept. 10-27, 1977	
6.	21	Rey Sanchez	May 11-June 3, 2001	16.	George Brett	July 26-Aug. 12, 1987	
7.	19	Amos Otis	July 30-Aug. 17, 1974	16.	Gregg Jefferies	June 18-July 5, 1992	
8.	18	Lou Piniella	July 11-29, 1970	16.	Jose Lind	July 17-Aug. 2, 1994	
	18	Ed Kirkpatrick	April 4-May 12, 1973	16.	Johnny Damon	April 27-May 12, 1999	
	18	Willie Wilson	July 13-27, 1984	16.	Mike Sweeney	June 22-July 7, 1999	
	18	Gregg Jefferies	May 13-June 1, 1992	16.	Johnny Damon	Aug. 5-Aug. 21, 2000	
	18	Joe Randa	July 1-21, 1999	16.	Mike Sweeney	Aug. 13-Aug. 30, 2000	
13.	17	Hal McRae	July 10-29, 1974	16.	Joe Randa	Aug. 17-Sept. 3, 2003	
	17	Willie Wilson	April 19-May 26, 1982				



Home Runs By Year, Club

Home Runs By Year

Year	Royals			Opponents		
	KC	Road	Total	KC	Road	Total
1969	39	59	98	64	72	136
1970	46	51	97	48	90	138
1971	23	57	80	36	48	84
1972	29	49	78	28	57	85
1973	54	60	114	61	53	114
1974	38	51	89	42	49	91
1975	46	72	118	50	58	108
1976	37	28	65	35	48	83
1977	56	90	146	50	60	110
1978	43	55	98	44	64	108
1979	53	63	116	81	84	165
1980	47	68	115	51	78	129
1981	17	44	61	27	48	75
1982	61	71	132	64	99	163
1983	50	59	109	66	67	133
1984	48	69	117	59	77	136
1985	67	87	154	43	60	103
1986	60	77	137	46	75	121
1987	73	95	168	57	71	128
1988	55	66	121	37	65	102
1989	38	63	101	26	60	86
1990	42	58	100	46	70	116
1991	47	70	117	40	65	105
1992	24	51	75	41	65	106
1993	50	75	125	49	56	105
1994	41	59	100	48	47	95
1995	49	70	119	68	74	142
1996	50	73	123	90	86	176
1997	88	70	158	94	92	186
1998	76	58	134	110	86	196
1999	74	77	151	96	106	202
2000	84	66	150	117	122	239
2001	75	77	152	112	97	209
2002	88	52	140	121	91	212
2003	69	93	162	113	77	190
Total	1,837	2,283	4,120	2,160	2,517	4,677

Royals Home Runs - By Club

Team	2003			1969-2003		
	Home	Road	Total	Home	Road	Total
Anaheim	1	5	6	137	193	330
Arizona	1	-	1	5	0	5
Baltimore	4	3	7	138	149	287
Boston	2	5	7	121	142	263
Chicago-AL	11	6	17	161	193	354
Chicago-NL	-	-	-	10	8	18
Cincinnati	-	-	-	2	6	8
Cleveland	4	10	14	129	185	314
Colorado	-	5	5	0	5	5
Detroit	13	11	24	159	203	362
Florida	-	-	-	4	0	4
Houston	-	-	-	7	6	13
Los Angeles	-	3	3	0	3	3
Milwaukee	-	-	-	116	140	256
Minnesota	8	11	19	160	223	383
Montreal	-	-	-	0	0	0
New York	1	1	2	134	133	267
New York-NL	-	-	-	0	3	3
Oakland	2	2	4	171	150	321
Pittsburgh	-	-	-	4	14	18
Seattle	5	8	13	121	157	278
St. Louis	3	5	8	18	8	26
San Diego	-	-	-	5	0	5
San Francisco	5	-	5	5	0	5
Tampa Bay	5	2	7	25	21	46
Texas	3	9	12	121	203	324
Toronto	1	7	8	84	138	222
Totals	69	93	162	1,837	2,283	4,120



Walk-off Home Runs

No.	Date	Batter	Pitcher	Opponent	Inn.	On	Result
1.	June 30, 1969	Lou Piniella	Rudy May	California	9	0	2-1
2.	July 3, 1973	Paul Schaal (2nd)	Ken Sanders	Minnesota	9	0	7-6
3.	July 22, 1973	Amos Otis	Eduardo Rodriguez	Milwaukee	9	2	7-5
4.	Sept. 22, 1973	Rick Reichardt	Jackie Brown	Texas	14	1	5-3
5.	May 28, 1974	Cookie Rojas	Bob Reynolds	Baltimore	11	3	9-5
6.	May 15, 1976	John Mayberry	Rich Gossage	Chicago	12	0	2-1
7.	July 17, 1976	George Brett	Luis Tiant	Boston	9	0	2-1
8.	Sept. 15, 1977 (#2)	Al Cowens	Doug Bair	Oakland	10	0	5-4
9.	May 12, 1978	Amos Otis	Rich Gossage	New York	9	1	4-3*
10.	May 28, 1979	George Brett (2nd)	Sammy Stewart	Baltimore	16	0	5-4^
11.	June 9, 1979	Willie Wilson	Ken Clay	New York	13	0	9-8*
12.	Sept. 10, 1979 (#1)	Hal McRae	Mike Marshall	Minnesota	14	0	6-5
13.	Sept. 15, 1979	George Brett	Byron McLaughlin	Seattle	11	0	5-4
14.	Sept. 30, 1980	George Brett	Mike Parrott	Seattle	14	2	7-5
15.	May 10, 1982	Amos Otis	Rollie Fingers	Milwaukee	9	0	3-2
16.	Aug. 21, 1982	Willie Aikens	Salome Barojas	Chicago	9	0	4-3
17.	April 25, 1984	Greg Pryor	Tippy Martinez	Baltimore	9	0	3-2
18.	Aug. 26, 1984	Greg Pryor	Bert Roberge	Chicago	16	0	6-5
19.	Aug. 10, 1985	Jim Sundberg	Bill Caudill	Toronto	10	0	4-3
20.	Sept. 8, 1985	Steve Balboni	Rollie Fingers	Milwaukee	11	1	13-11
21.	May 13, 1986	Hal McRae	Guillermo Hernandez	Detroit	11	1	4-2
22.	July 20, 1986	Frank White	Dickie Noles	Cleveland	9	0	3-2
23.	Aug. 19, 1986	Frank White (2nd)	Dale Mohorcic	Texas	11	0	9-8
24.	Aug. 27, 1987	George Brett	Dale Mohorcic	Texas	10	0	3-2
25.	July 8, 1989	Bo Jackson	John Davis	Chicago	11	0	4-3
26.	Sept. 12, 1989	Pat Tabler	Kenny Rogers	Texas	9	1	6-5
27.	May 14, 1990	Rey Palacios	Jeff Reardon	Boston	10	3	9-5
28.	Aug. 14, 1990	Jim Eisenreich	Gary Mielke	Texas	9	0	1-0
29.	Sept. 26, 1993	George Brett (2nd)	Paul Swingle	California	10	0	9-8
30.	April 13, 1994	Bob Hamelin	Jeff Russell	Boston	9	1	2-1
31.	July 25, 1994	Bob Hamelin	Roberto Hernandez	Chicago	12	2	6-4
32.	May 13, 1995	Gary Gaetti	Troy Percival	California	9	1	4-2
33.	May 18, 1995	Jon Nunnally	Jim Converse	Seattle	14	0	3-2
34.	June 3, 1995	Gary Gaetti	Graeme Lloyd	Milwaukee	9	0	2-1
35.	July 29, 1995	Jon Nunnally	John Doherty	Detroit	16	0	5-4
36.	Sept. 5, 1995	Bob Hamelin	Ken Robinson	Toronto	10	0	9-8
37.	April 29, 1997	Chili Davis (300th)	Paul Quantrill	Toronto	10	0	6-5
38.	May 15, 1997	Mike Sweeney	Doug Brocail	Detroit	9	1	10-9
39.	May 25, 1997	Chili Davis	Bobby Ayala	Seattle	11	0	4-3
40.	Aug. 13, 1998	Dean Palmer	Roberto Hernandez	Tampa Bay	10	1	6-4
41.	July 25, 1999	Jermaine Dye	Chad Harville	Oakland	10	1	13-11
42.	April 10, 2000	Johnny Damon	LaTroy Hawkins	Minnesota	9	0	6-5
43.	April 11, 2000	Brian Johnson	Tim Worrell	Baltimore	12	1	7-5
44.	April 12, 2000	Rey Sanchez	Mike Trombley	Baltimore	9	2	7-6
45.	May 05, 2001	Dermal Brown	Travis Miller	Minnesota	12	1	12-10
46.	May 16, 2001	Joe Randa	Esteban Yan	Tampa Bay	9	3	9-5
47.	June 14, 2001	Mike Sweeney	Gene Stechschulte	St. Louis	13	0	3-2
48.	May 26, 2002 (#2)	Joe Randa	Hideki Irabu	Texas	9	1	7-5
49.	June 9, 2002	Raul Ibanez	Mike Timlin	St. Louis	9	0	3-2
50.	July 16, 2002	Brent Mayne	Juan Alvarez	Texas	11	0	6-5
51.	July 18, 2002	Raul Ibanez	Demaso Marte	Chicago	9	1	5-3
52.	April 18, 2003	Ken Harvey	Matt Anderson	Detroit	11	0	4-3
53.	July 20, 2003	Carlos Beltran	Arthur Rhodes	Seattle	10	1	7-5

*-Inside the Park Home Run

^-Brett's home run on May 28, 1979 marked just the 3rd time in club history a player hit for the cycle.

Home Runs from Both Sides of the Plate

Name	Date	Opponent	Pitchers
1. Willie Wilson	June 15, 1979	at Milwaukee	Caldwell & Castro
2. U.L. Washington	Sept. 21, 1979	at Oakland	Langford & Minetto
3. Chili Davis	June 7, 1997	vs. Texas	Oliver & Whiteside
4. Carlos Beltran	June 29, 2000	vs. Cleveland	Colon & Lorraine
5. Carlos Beltran	Sept. 6, 2002	vs. Seattle	Garcia & Halama



Royals Grand Slams

ROYALS HISTORY RECORDS

No.	Player	Date	Inning	Opponent	Pitcher
1	Bob Oliver	July 4, 1969 (#1)	8	Seattle	Jim Bouton
2	Ed Kirkpatrick	Aug. 13, 1970	8	at Boston	John Curtis
3	Bob Oliver	April 19, 1971	5	at Minnesota	Steve Barber
4	Paul Schaal	June 4, 1972 (#1)	6	Boston	Ray Culp
5	Cookie Rojas	July 1, 1972	10	at Baltimore	Mickey Scott
6	John Mayberry	Sept. 20, 1972	1	at California	Rudy May
7	Lou Piniella	May 23, 1973	3	at Minnesota	Jim Kaat
8	Kurt Bevacqua	July 9, 1973	5	at Milwaukee	Jerry Bell
9	Cookie Rojas	May 28, 1974	11	Baltimore	Bob Reynolds
10	Vada Pinson	Aug. 21, 1974	7	at Cleveland	Tim Buskey
11	Hal McRae	Sept. 26, 1974	2	California	Chuck Dobson
12	Frank White	June 25, 1975	12	at California	Luis Quintana
13	Amos Otis	April 18, 1978	1	at Toronto	Dave Lemanczyk
14	Al Cowens	Aug. 6, 1978	1	Toronto	Balor Moore
15	George Brett	Sept. 28, 1980	6	at Minnesota	Pete Redfern
16	Jerry Grote	June 3, 1981	5	Seattle	Ken Clay
17	Frank White	Aug. 12, 1981	8	at Baltimore	Jeff Schneider
18	Amos Otis	April 9, 1982	1	Detroit	Jack Morris
19	Hal McRae	July 6, 1982	1	Boston	John Tudor
20	Willie Aikens	Sept. 30, 1982	7	Oakland	Bob Owchinko
21	Pat Sheridan	May 18, 1984	4	Texas	Charlie Hough
22	Frank White	Aug. 3, 1984	4	at Detroit	Milt Wilcox
23	Don Slaught	Aug. 16, 1984	6	at Texas	Mike Mason
24	George Brett	Sept. 21, 1984	7	Oakland	Dave Leiper
25	Darryl Motley	Sept. 24, 1984 (#2)	6	California	Frank LaCorte
26	Steve Balboni	April 30, 1985	3	Cleveland	Jose Ramon
27	Frank White	July 10, 1985	1	at New York	Dennis Rasmussen
28	Steve Balboni	Sept. 20, 1985	1	Minnesota	Bert Blyleven
29	Frank White	May 15, 1986	8	Cleveland	Rich Yett
30	Jim Sundberg	July 11, 1986	3	Detroit	Frank Tanana
31	Darryl Motley	Aug. 10, 1986	4	at New York	Dennis Rasmussen
32	Bo Jackson	April 14, 1987	6	Detroit	Nate Snell
33	Jamie Quirk	Aug. 22, 1987	6	at Milwaukee	Mark Knudson
34	Frank White	Aug. 25, 1987	6	Texas	Dwayne Henry
35	Kevin Seitzer	Aug. 30, 1987	6	at Chicago	Scott Nielsen
36	Danny Tartabull	Oct. 2, 1987	5	Minnesota	Frank Viola
37	Danny Tartabull	May 15, 1988	3	at Texas	Charlie Hough
38	Danny Tartabull	Aug. 11, 1988	1	Baltimore	Jay Tibbs
39	Danny Tartabull	Sept. 20, 1988	1	at Seattle	Terry Taylor
40	Jim Eisenreich	Aug. 19, 1989	4	at Seattle	Randy Johnson
41	Bo Jackson	Sept. 27, 1989	7	at California	Willie Fraser
42	Gerald Perry	May 8, 1990	1	at Texas	Nolan Ryan
43	Rey Palacios	May 14, 1990	10	Boston	Jeff Reardon
44	Mike Macfarlane	Aug. 4, 1990	2	at Baltimore	Pete Harnisch
45	Kurt Stillwell	May 25, 1991	9	at Minnesota	Larry Casian
46	Kirk Gibson	June 19, 1991	6	at Texas	Joe Bitker
47	Mike Macfarlane	July 11, 1991	2	at Detroit	Mark Leiter
48	Brian McRae	July 14, 1991	8	at Detroit	Dan Gakeler
49	Todd Benzinger	July 23, 1991	6	Milwaukee	Julio Machado
50	Danny Tartabull	Aug. 14, 1991	11	at New York	Steve Farr
51	Tim Spehr	Sept. 29, 1991	2	California	Jim Abbott
52	Gregg Jefferies	May 20, 1992	5	at Chicago	Alex Fernandez
53	Wally Joyner	July 23, 1993	7	at Detroit	Bob MacDonald
54	Greg Gagne	July 29, 1993	7	Texas	Bob Patterson
55	Gary Gaetti	Sept. 5, 1993	6	at Boston	Roger Clemens
56	Brent Mayne	May 4, 1994	3	at Toronto	Juan Guzman
57	Terry Shumpert	May 18, 1994	7	at Seattle	Dave Fleming
58	Mike Macfarlane	May 31, 1994	4	at Boston	Joe Hesketh
59	Hubie Brooks	June 13, 1994	8	California	Bob Patterson
60	Gary Gaetti	May 29, 1995	8	Texas	Terry Burrows
61	Wally Joyner	Aug. 18, 1995	6	at Toronto	Giovanni Carrara
62	Johnny Damon	Aug. 10, 1996	1	at California	Jim Abbott



No.	Player	Date	Inning	Opponent	Pitcher
63.	Chili Davis	April 25, 1997	6	at Oakland	Richie Lewis
64.	Craig Paquette	May 24, 1997	6	Seattle	Jamie Moyer
65.	Jeff King	June 18, 1997	1	Houston	Donne Wall
66.	Jay Bell	June 27, 1997	4	Milwaukee	Bryce Florie
67.	Jermaine Dye	Aug. 30, 1997	4	St. Louis	Mark Petkovsek
68.	Jeff King	Sept. 27, 1997	6	at Chicago	Danny Darwin
69.	Johnny Damon	May 14, 1998	2	at Tampa Bay	Dennis Springer
70.	Shane Mack	May 22, 1998	7	at Texas	Xavier Hernandez
71.	Larry Sutton	May 1, 1999	8	New York	Tony Fossas
72.	Mike Sweeney	May 14, 1999	5	at Seattle	Jeff Fassero
73.	Jermaine Dye	April 26, 2000	1	Tampa Bay	Ryan Rupe
74.	Jorge Fabregas	July 3, 2000	3	Chicago	Kevin Beirne
75.	Dave McCarty	July 19, 2000	6	at Cleveland	Chuck Finley
76.	Jermaine Dye	Sept. 1, 2000	4	at Tampa Bay	Ryan Rupe
77.	Mark Quinn	Sept. 3, 2000	3	at Tampa Bay	Dave Eiland
78.	Johnny Damon	Sept. 15, 2000	6	at Texas	Jeff Zimmerman
79.	Joe Randa	May 16, 2001	9	vs. Tampa Bay	Esteban Yan
80.	Carlos Beltran	Aug. 22, 2001	7	vs. Chicago	Bobby Howry
81.	Carlos Beltran	Oct. 7, 2001	9	at Detroit	Adam Benero
82.	Chuck Knoblauch	April 9, 2002	5	at Boston	Jon Garland
83.	Carlos Beltran	May 31, 2002	7	at Texas	Francisco Cordero
84.	Raul Ibanez	July 14, 2002	1	vs. Anaheim	Ramon Ortiz
85.	Carlos Beltran	July 21, 2002	6	vs. Cleveland	Sean DePaula
86.	Dee Brown	April 9, 2003	3	at Detroit	Wilfredo Ledezma
87.	Mike Sweeney	June 7, 2003 (#1)	2	at Colorado	Shawn Chacon

Inside The Park Home Runs

No.	Player	Date	Inn.	On Base	Opponent	Pitcher
1.	Jerry Adair	April 23, 1969	7	0	Seattle	Marty Pattin
2.	Lou Piniella	June 11, 1969	8	1	at New York	Fritz Peterson
3.	Ed Kirkpatrick	Sept. 28, 1969	1	1	at Chicago	Fred Rath
4.	Pat Kelly	May 5, 1970	5	0	at Baltimore	Tom Phoebus
5.	Fred Patek	July 18, 1971 (#1)	6	0	Detroit	Mike Kilkenny
6.	Fran Healy	July 29, 1973 (#1)	4	1	California	Bill Singer
7.	Paul Schaal	Sept. 19, 1973	2	0	Chicago	Wilbur Wood
8.	Cookie Rojas	July 13, 1974	3	1	Detroit	Woodie Fryman
9.	Jim Wohlford	Aug. 9, 1974	6	0	Milwaukee	Ed Rodriguez
10.	Amos Otis	June 9, 1975	8	1	Detroit	John Hiller
11.	Amos Otis	June 13, 1975	8	0	Boston	Dick Pole
12.	Frank White	July 5, 1975	8	0	Chicago	Dave Hamilton
13.	Fred Patek	Aug. 7, 1975	1	0	Minnesota	Vic Albury
14.	Frank White	Sept. 14, 1975	2	0	California	Frank Tanana
15.	Jim Wohlford	June 6, 1976	1	0	Milwaukee	Jim Colborn
16.	Tom Poquette	June 15, 1976	7	0	at Detroit	Steve Grilli
17.	Al Cowens	Aug. 10, 1976	7	0	New York	Dock Ellis
18.	George Brett	Oct. 3, 1976	9	0	Minnesota	Jim Hughes
19.	Amos Otis	May 5, 1977	1	0	Chicago	Ken Brett
20.	Darrell Porter	April 12, 1978	6	0	Baltimore	Mike Flanagan
21.	Clint Hurdle	April 15, 1978	6	0	Cleveland	Don Hood
22.	Amos Otis	May 12, 1978	9	1	New York	Rich Gossage
23.	John Wathan	July 9, 1978	3	0	Baltimore	John Finn
24.	Amos Otis	April 7, 1979	2	1	Toronto	Jim Clancy
25.	Willie Wilson	May 13, 1979	7	1	Chicago	Steve Trout
26.	Willie Wilson	June 9, 1979	13	0	New York	Ken Clay
27.	Willie Wilson	June 15, 1979	9	2	at Milwaukee	Bill Castro
28.	Frank White	Aug. 8, 1979	1	0	Detroit	Pat Underwood
29.	Willie Wilson	Aug. 25, 1979	1	0	Boston	Mike Torrez
30.	Willie Wilson	Sept. 16, 1979	3	0	Seattle	Rob Dressler
31.	Willie Wilson	May 14, 1980	1	0	at New York	Ron Guidry
32.	John Wathan	May 31, 1980	6	2	Chicago	Ed Farmer
33.	Willie Wilson	June 19, 1980	7	0	Cleveland	Mike Stanton
34.	Clint Hurdle	July 25, 1980	2	1	New York	Luis Tiant
35.	Hal McRae	July 31, 1980	6	2	Boston	Bill Campbell
36.	George Brett	Aug. 15, 1980	1	2	Toronto	Jesse Jefferson



No.	Player	Date	Inn.	On Base	Opponent	Pitcher
37.	Willie Wilson	May 11, 1982	8	2	Milwaukee	Dwight Bernard
38.	Hal McRae	June 4, 1982	1	1	at New York	Dave Righetti
39.	George Brett	June 13, 1982	4	0	Seattle	Floyd Bannister
40.	Amos Otis	July 4, 1982	2	0	California	Geoff Zahn
41.	Willie Wilson	July 21, 1982	8	1	Toronto	Dale Murray
42.	Willie Wilson	Sept. 3, 1982	3	0	New York	Jay Howell
43.	Jerry Martin	April 9, 1983	2	0	Milwaukee	Bob McClure
44.	U.L. Washington	April 11, 1983	5	0	Boston	Bruce Hurst
45.	Willie Wilson	May 14, 1983	1	0	Detroit	David Rucker
46.	Willie Wilson	Aug. 9, 1983	7	0	Milwaukee	Don Sutton
47.	John Wathan	Sept. 23, 1983	7	0	Minnesota	Harry Pettibone
48.	Willie Wilson	June 1, 1984	3	0	at Minnesota	Mike Smithson
49.	Pat Sheridan	May 12, 1985	6	0	New York	Phil Niekro
50.	Omar Moreno	Sept. 5, 1985	1	0	Milwaukee	Moose Haas
51.	George Brett	Oct. 2, 1985	1	2	California	Ron Romanick
52.	George Brett	Oct. 4, 1985	7	0	Oakland	Jose Rijo
53.	Jorge Orta	June 26, 1986	1	1	Oakland	Rick Langford
54.	Jorge Orta	July 2, 1986	6	0	Seattle	Mike Morgan
55.	Danny Tartabull	Oct. 3, 1987	2	0	Minnesota	Bert Blyleven
56.	Kurt Stillwell	April 7, 1988	6	1	Toronto	Jim Clancy
57.	George Brett	May 4, 1988	3	1	New York	John Candelaria
58.	Danny Tartabull	May 25, 1988	6	0	Minnesota	Bert Blyleven
59.	Brad Wellman	Sept. 11, 1988	6	0	Oakland	Bob Welch
60.	Kevin Seitzer	May 13, 1989	1	0	Texas	Jamie Moyer
61.	Bo Jackson	May 31, 1990	6	1	Oakland	Bob Welch
62.	Danny Tartabull	June 28, 1990	6	1	at Seattle	Russ Swan
63.	Bill Pecota	Sept. 16, 1990	3	1	Cleveland	Efrain Valdez
64.	Kurt Stillwell	Sept. 24, 1990	7	2	Oakland	Reggie Harris
65.	Brian McRae	April 30, 1991	4	0	Detroit	Walt Terrell
66.	Bill Pecota	May 20, 1991	4	0	Seattle	Bill Swift
67.	Gary Thurman	July 5, 1991	8	0	Oakland	Steve Chitren
68.	Brent Mayne	Aug. 22, 1991	4	1	Texas	Jose Guzman
69.	Harvey Pulliam	Aug. 27, 1991	4	1	Chicago	Wilson Alvarez
70.	Brent Mayne	Sept. 27, 1991	4	1	California	Kirk McCallister
71.	David Howard	Aug. 4, 1992 (#2)	7	2	California	Mike Butcher
72.	Brian McRae	Aug. 6, 1992	4	2	California	Chuck Finley
73.	George Brett	Sept. 6, 1992	7	1	Chicago	Roberto Hernandez
74.	Brian McRae	Sept. 22, 1992	2	1	Seattle	Randy Johnson
75.	Wally Joyner	June 24, 1993	8	0	California	Doug Linton
76.	Brian McRae	July 17, 1993	9	1	at Toronto	Danny Cox
77.	Greg Gagne	June 19, 1994	7	2	Seattle	Bill Risley
78.	Michael Tucker	Aug. 16, 1996	9	0	at Texas	Mike Henneman
79.	Craig Paquette	May 27, 1997	4	1	Oakland	Mike Oquist
80.	Tom Goodwin	July 19, 1997	8	0	at Seattle	Bob Wolcott
81.	Carlos Febles	April 14, 1999	2	1	at Cleveland	Bartolo Colon
82.	Johnny Damon	Aug. 25, 1999	3	0	Baltimore	Doug Linton
83.	Carlos Beltran	Aug. 4, 2002	1	0	at Minnesota	Kyle Lohse
84.	Carlos Beltran	April 29, 2003	3	0	at Boston	Tim Wakefield
85.	Angel Berroa	Aug. 1, 2003	1	0	Tampa Bay	Joe Kennedy
86.	Aaron Guiel	Aug. 3, 2003	3	0	Tampa Bay	Jeremi Gonzalez

Three Home Run Games

Player (total)	Date	Opponent	Pitchers
George Brett (3)	July 22, 1979	at Texas	Comer (2) & Babcock (1)
	April 20, 1983	at Detroit	Morris (2) & Bailey (1)
	Oct. 6, 1978*	at New York	Hunter
	*-Game 3 of the 1978 ALCS		
John Mayberry (2)	July 1, 1975	at Texas	Jenkins
	June 1, 1977	at Toronto	Johnson, Willis, & Bruno
Tony Solaita (1)	Sept. 7, 1975	at California	Lange (1) & Scott (2)
Bo Jackson (1)	July 17, 1990	at New York	Hawkins
Danny Tartabull (1)	July 6, 1991	vs. Oakland	Welch (2) & Nelson (1)

Note: Only five total players, including just one Royal (Tartabull) have recorded three home run games at Kauffman Stadium. Tony Oliva (Minnesota), July 3, 1973, Willie Horton (Texas), May 15, 1977, Paul Molitor (Milwaukee), May 12, 1982 and George Bell (Toronto), April 4, 1988 are the only opposing players to hit three homers at Kauffman Stadium.



Pinch-Hit Home Runs

No.	Player	Date	Inn.	OnBase	Opponent	Pitcher
1.	Bob Taylor	May 6, 1969	9	2	at Detroit	Dick Radatz
2.	Chuck Harrison	July 10, 1969	7	1	at Minnesota	Dick Woodson
3.	Bob Oliver	Sept. 8, 1969	5	1	at Oakland	Lew Krause
4.	Lou Piniella	July 4, 1970	9	2	at Milwaukee	Dave Baldwin
5.	Gail Hopkins	June 5, 1971	7	2	at New York	Lindy McDaniel
6.	Bob Oliver	June 23, 1971	6	0	at Chicago	Wilbur Wood
7.	Chuck Harrison	July 27, 1971	7	1	at Detroit	Mickey Lolich
8.	Ed Kirkpatrick	Aug. 7, 1971 (1st)	6	1	Milwaukee	Marty Pattin
9.	Richie Scheinblum	June 1, 1972	8	1	at Minnesota	Dave LaRoche
10.	Kurt Bevacqua	July 9, 1973	5	3	at Milwaukee	Jerry Bell
11.	Al Cowens	April 15, 1975	8	1	at Oakland	Paul Lindblad
12.	Tony Solaita	May 1, 1975	7	1	California	Don Kirkwood
13.	Harmon Killebrew	Sept. 1, 1975	8	1	at Chicago	Claude Osteen
14.	Jamie Quirk	Sept. 20, 1975	9	0	Oakland	Rollie Fingers
15.	John Mayberry	June 4, 1977	2	2	Baltimore	Tony Chevez
16.	Joe Zdeb	June 25, 1977	7	1	at Oakland	Bob Lacey
17.	Amos Otis	July 6, 1977	7	1	Milwaukee	Bob McClure
18.	Tom Poquette	Sept. 24, 1978	9	0	at Minnesota	Dave Goltz
19.	Amos Otis	Sept. 10, 1979 (1st)	5	0	Minnesota	Darrell Jackson
20.	George Brett	Sept. 28, 1980	6	3	at Minnesota	Pete Redfern
21.	Willie Aikens	Aug. 22, 1982	9	1	at Chicago	Jim Kern
22.	Dane Iorg	Aug. 7, 1984	8	1	Milwaukee	Pete Ladd
23.	Buddy Biancalana	Sept. 18, 1984	9	1	at California	D.W. Smith
24.	Hal McRae	June 28, 1986	8	2	California	Donnie Moore
25.	Jim Sundberg	July 30, 1986	9	0	Toronto	John Cerutti
26.	Hal McRae	Sept. 17, 1986	8	0	at California	Don Sutton
27.	Steve Balboni	July 8, 1987	7	2	at Cleveland	Mark Huisman
28.	Jim Eisenreich	Aug. 13, 1987	8	0	Detroit	Jack Morris
29.	Steve Balboni	Sept. 10, 1987	7	1	at Oakland	Curt Young
30.	Jim Eisenreich	April 26, 1989	8	1	New York	Lance McCullers
31.	Pat Tabler	Sept. 12, 1989	9	1	Texas	Kenny Rogers
32.	Bo Jackson	Sept. 30, 1990	9	0	at California	Scott Lewis
33.	Carmelo Martinez	May 18, 1991	8	0	Milwaukee	Mark Lee
34.	Carmelo Martinez	June 6, 1991	9	0	Texas	Jeff Russell
35.	Brent Mayne	Aug. 1, 1991	8	1	at Milwaukee	Julio Machado
36.	Warren Cromartie	Aug. 17, 1991	9	1	at Boston	Jeff Reardon
37.	Kurt Stillwell	Sept. 4, 1991	8	0	at Chicago	Alex Fernandez
38.	Hubie Brooks	June 13, 1994	8	3	California	Bob Patterson
39.	Phil Hiatt	May 4, 1995	7	1	at Minnesota	Rich Robertson
40.	Wally Joyner	May 30, 1995	6	2	Texas	Hector Fajardo
41.	Jon Nunnally	June 4, 1995	7	0	Milwaukee	Graeme Lloyd
42.	Bob Hamelin	July 2, 1995	9	1	Chicago	Tim Lincecum
43.	Gary Gaetti	Aug. 17, 1995	10	0	at Baltimore	Jesse Orosco
44.	Joe Vitiello	Sept. 23, 1995	9	0	Cleveland	Jim Poole
45.	Bob Hamelin	April 28, 1996	9	1	at Boston	Heathcliff Slocumb
46.	Roderick Myers	Sept. 12, 1996	8	0	Seattle	Rafael Carmona
47.	Johnny Damon	May 15, 1997	9	0	Detroit	Doug Brocail
48.	Scott Cooper	May 27, 1997	9	0	Oakland	Bill Taylor
49.	Larry Sutton	Aug. 28, 1997	9	2	at Baltimore	Terry Mathews
50.	Shane Mack	May 22, 1998	7	3	at Texas	Xavier Hernandez
51.	Dave McCarty	May 27, 2000	9	1	at Anaheim	Troy Percival
52.	Raul Ibanez	Aug. 18, 2001	8	1	at Detroit	C.J. Nitkowski
53.	Luis Alicea	Sept. 8, 2001	8	0	at Texas	Pat Mahomes
54.	Gregg Zaun	Sept. 28, 2001	7	0	Chicago	Alan Embree
55.	Brent Mayne	Sept. 8, 2002	9	1	Seattle	Kazuhiro Sasaki
56.	Aaron Guiel	Sept. 24, 2002	8	2	Detroit	Kyle Farnsworth
57.	Carlos Beltran	May 18, 2003	9	0	Toronto	Cliff Politte
58.	Mike DiFelice	Sept. 26, 2003	9	0	Chicago	Tom Gordon
59.	Mendy Lopez	Sept. 27, 2003	6	1	Chicago	Bartolo Colon

Lead Off Home Runs

No.	Date	Batter	Pitcher	Opponent
1.	June 2, 1969	Juan Rios	Frank Bertaina	Washington
2.	June 21, 1971	Fred Patek	Tommy John	at Chicago
3.	July 24, 1971	Fred Patek	Alan Foster	at Cleveland
4.	Aug. 13, 1971	Fred Patek	Jim Lonborg	at Boston
5.	April 15, 1973	Fred Patek	Stan Bahnsen	at Chicago
6.	July 3, 1973	Fred Patek	Eben Blethen	Minnesota
7.	May 14, 1975	Vada Pinson	Joe Coleman	at Detroit
8.	Aug. 7, 1975	Fred Patek	Vic Albury	Minnesota
9.	Sept. 18, 1975	Amos Otis	Eddie Bane	at Minnesota
10.	June 6, 1976	Jim Wohlford	Jim Colborn	Milwaukee
11.	June 20, 1977	Tom Poquette	Gary Wheelock	Seattle
12.	July 23, 1977	George Brett	Dave Rozema	at Detroit
13.	July 30, 1977	George Brett	Francisco Barrios	at Chicago
14.	April 24, 1979	Frank White	Lerrin LaGrow	Chicago
15.	May 1, 1979	Frank White	Jon Matlack	Texas
16.	Aug. 10, 1979	Frank White	Pat Underwood	Detroit
17.	Aug. 25, 1979	Willie Wilson	Mike Torrez	Boston
18.	May 14, 1980	Willie Wilson	Ron Guidry	at New York
19.	Aug. 12, 1981	Willie Wilson	Scott McGregor	at Baltimore
20.	May 1, 1982	Cesar Geronimo	Mark Bomback	Toronto
21.	May 14, 1983	Willie Wilson	Dave Rucker	Detroit
22.	Oct. 2, 1983	Butch Davis	Ed Farmer	at Oakland
23.	April 3, 1984	Onix Concepcion	Ron Guidry	New York
24.	May 3, 1984	Darryl Motley	Don Sutton	at Milwaukee
25.	May 16, 1985	Willie Wilson	Keith Creel	at Cleveland
26.	Sept. 5, 1985	Omar Moreno	Moose Haas	Milwaukee
27.	May 9, 1986	Willie Wilson	Ken Dixon	at Baltimore
28.	May 30, 1986	Willie Wilson	Bobby Witt	Texas
29.	July 12, 1986	Willie Wilson	Eric King	Detroit
30.	July 26, 1986	Lonnie Smith	Mark Thurmond	at Detroit
31.	Sept. 25, 1986	Willie Wilson	Frank Viola	at Minnesota
32.	May 26, 1987	Willie Wilson	Bill Long	at Chicago
33.	May 15, 1988	Willie Wilson	Charlie Hough	at Texas
34.	Aug. 9, 1989	Kurt Stillwell	Mike Boddicker	Boston
35.	Aug. 17, 1989	Kurt Stillwell	Mike Dunne	at Seattle
36.	June 21, 1990	Kevin Seitzer	Mark Guthrie	at Minnesota
37.	June 8, 1992	Keith Miller	Kevin Tapani	Minnesota
38.	July 31, 1992	Gregg Jefferies	Ron Darling	Oakland
39.	Aug. 9, 1992	Gregg Jefferies	Dave Stewart	at Oakland
40.	April 29, 1995	Jon Nunnally	Melido Perez	New York
41.	July 17, 1995	Keith Lockhart	Jeff Suppan	at Boston
42.	Sept. 9, 1995	Johnny Damon	Andy Benes	at Seattle
43.	Aug. 9, 1996	Jose Offerman	Mark Langston	at California
44.	Sept. 1, 1997	Johnny Damon	Mike Remlinger	at Cincinnati
45.	June 14, 1998	Johnny Damon	Seth Greisinger	Detroit
46.	July 4, 1998	Johnny Damon	Charles Nagy	Cleveland
47.	Sept. 12, 1998	Johnny Damon	Jamie Moyer	Seattle
48.	Sept. 16, 1998	Johnny Damon	Jim Abbott	at Chicago
49.	Sept. 27, 1998	Johnny Damon	James Baldwin	Chicago
50.	July 17, 1999	Johnny Damon	Hideo Nomo	at Milwaukee
51.	May 2, 2000	Johnny Damon	Ron Mahay	Oakland
52.	May 26, 2000	Johnny Damon	Seth Etherton	Anaheim
53.	Sept. 27, 2001	Carlos Febles	Nate Cornejo	Detroit
54.	May 14, 2002	Chuck Knoblauch	Matt Kinney	Minnesota
55.	Aug. 25, 2002	Chuck Knoblauch	Kyle Lohse	Minnesota
56.	June 20, 2003	Desi Relaford	Matt Morris	at St. Louis
57.	June 29, 2003	Desi Relaford	Brett Tomko	St. Louis
58.	Sept. 4, 2003	Aaron Guiel	Randy Johnson	Arizona
59.	Sept. 7, 2003	Aaron Guiel	John Lackey	at Anaheim
60.	Sept. 23, 2003	Angel Berroa	Mike Maroth	Detroit



Miscellaneous Records

ROYALS CLUB HISTORY RECORDS

Home/Road Record			Grass/Turf Record			Extra Inning Record		
Year	Home	Road	Year	Grass	Turf	Year	Record	Pct.
1969	36-45	33-48	1969	69-93	—	1969	7-12	.368
1970	35-44	30-53	1970	65-97	—	1970	14-8	.636
1971	44-37	41-39	1971	85-76	—	1971	2-7	.222
1972	44-33	32-45	1972	76-78	—	1972	5-10	.333
1973	48-33	40-41	1973	40-41	48-33	1973	9-5	.643
1974	40-41	37-44	1974	37-44	40-41	1974	10-11	.476
1975	51-30	40-41	1975	40-41	51-30	1975	12-5	.706
1976	49-32	41-40	1976	41-40	49-32	1976	13-7	.650
1977	55-26	47-34	1977	36-32	66-28	1977	9-6	.600
1978	56-25	36-45	1978	28-41	64-29	1978	7-5	.583
1979	46-35	39-42	1979	31-37	54-40	1979	9-6	.600
1980	49-32	48-33	1980	42-27	55-38	1980	8-6	.571
1981	19-28	31-25	1981	24-20	26-33	1981	2-5	.286
1982	56-25	34-47	1982	27-35	63-37	1982	7-3	.700
1983	45-36	34-47	1983	26-36	53-47	1983	5-5	.500
1984	44-37	40-41	1984	32-30	52-48	1984	6-5	.545
1985	50-32	41-39	1985	32-29	59-42	1985	11-7	.611
1986	45-36	31-50	1986	25-37	51-49	1986	6-10	.375
1987	46-35	37-44	1987	28-34	55-45	1987	5-3	.625
1988	44-36	40-41	1988	32-30	52-47	1988	5-5	.500
1989	55-26	37-44	1989	25-37	67-33	1989	11-6	.647
1990	45-36	30-50	1990	22-39	53-47	1990	5-4	.556
1991	40-41	42-39	1991	31-31	51-49	1991	11-8	.579
1992	44-37	28-53	1992	22-40	50-50	1992	4-10	.286
1993	43-38	41-40	1993	31-31	53-47	1993	8-6	.571
1994	35-24	29-27	1994	21-22	43-29	1994	6-5	.545
1995	35-37	35-37	1995	60-66	10-8	1995	7-6	.538
1996	37-43	38-43	1996	66-76	9-10	1996	10-6	.625
1997	33-47	34-47	1997	55-83	12-11	1997	7-8	.467
1998	29-51	43-38	1998	53-80	19-9	1998	7-5	.583
1999	33-47	31-50	1999	55-83	9-14	1999	5-10	.333
2000	42-39	35-46	2000	68-75	9-10	2000	7-8	.467
2001	35-46	30-51	2001	59-86	6-11	2001	6-7	.462
2002	37-44	25-56	2002	55-89	7-11	2002	7-12	.368
2003	40-40	43-39	2003	75-70	8-9	2003	5-4	.556
Home Totals:	1485-1274 (.538)		Grass Totals:	1514-1806 (.456)		Totals	258-236	.522
Road Totals:	1273-1499 (.459)		Turf Totals:	1244-967 (.563)				

Longest Games in Club History

Inn.	Date	Opp.	Score
18	May 17, 1972	Texas	3-4
18	June 6, 1991	Texas	4-3
17	April 9, 1969	Minnesota	4-3
17	May 2, 1970	Cleveland	4-3
17	May 25, 1986	Chicago	2-1
16	April 30, 1972 (1st)	Cleveland	3-5
16	Aug. 27, 1972 (2nd)	at New York	8-9
16	May 28, 1979	Baltimore	5-4
16	Aug. 26, 1984	Chicago	6-5
16	July 29, 1995	Detroit	5-4
16	June 15, 1996	Baltimore	7-6
15	May 30, 1969 (2nd)	New York	4-5
15	July 28, 1976	at California	3-2
15	Aug. 26, 1976	at Boston	7-6
15	Aug. 25, 1977	at Milwaukee	4-3
15	Sept. 27, 1977 (1st)	at Oakland	2-4
15	May 23, 1981	Minnesota	1-0
15	April 12, 1989	Baltimore	4-5
15	June 12, 1993	Chicago	1-2
15	June 10, 1998	Milwaukee	6-9

Youngest Pitchers to Start for the Royals

Rk.	Name	1st Start	Age Y/M/D	Opp.	W/LScore	IP	H	ER	BB	SO
1.	Bret Saberhagen	4/19/84	20/0/8	at Det.	W 5-2	6.0	6	1	2	4
2.	Mark Littell	6/14/73	20/5/27	at Bal.	- 3-8	6.1	7	1	2	2
3.	Tom Gordon	9/17/88	20/9/29	at Oak.	L 2-3	6.0	5	3	4	6
4.	Jim Pittsley	5/23/95	21/1/19	at Tor.	- 6-10	3.1	7	5	1	0
5.	Mike Jones	9/20/80	21/1/20	vs Oak.	L 0-9	1.1	5	5	2	1
6.	Kevin Appier	6/4/89	21/5/29	at Cal.	L 1-5	5.1	8	4	4	3
7.	Melido Perez	9/4/87	21/6/19	vs Chi.	W 6-2	7.0	6	0	3	4
8.	Jose Rosado	6/12/96	21/7/3	vs. Cal.	- 3-4	6.0	4	2	4	5
9.	Miguel Asencio	5/21/02	21/7/22	at Ana	- 1-5	5.0	1	1	4	4
10.	Mark Gubicza	4/6/84	21/7/23	vs Cle.	L 0-2	6.0	5	1	1	4
11.	Danny Jackson	9/19/83	21/8/14	vs Cal.	- 7-6	6.0	11	5	2	1
12.	Chris George	7/26/01	21/10/10	at Sea.	L 0-3	5.0	6	3	2	2
13.	Jimmy Gobble	8/3/03	22/0/15	vs TB	W 2-0	6.0	6	0	1	3
14.	Bill Butler	4/13/69	22/1/1	at Oak.	W 4-1	5.2	2	1	4	3
15.	Jeff Granger	5/15/94	22/4/29	vs Oak.	L 2-6	5.1	7	3	2	2
16.	Chad Durbin	4/6/00	22/4/3	at Tor.	W 9-3	6.0	1	1	1	2
17.	Glendon Rusch	4/6/97	22/4/30	at Min.	W 12-2	8.0	4	0	1	4
18.	Craig Chamberlain	8/12/79	22/6/10	vs Det.	W 7-1	9.0	6	1	2	6
19.	Hipolito Pichardo	5/20/92	22/8/28	at Chi.	W 7-2	5.0	3	0	0	2
20.	Scott Bankhead	6/10/86	22/10/10	vs Sea.	- 9-5	4.2	7	4	2	3
21.	Steve Busby	9/8/72	22/11/9	vs Min.	W 3-2	9.0	5	2	2	7
22.	Jeremy Affeldt	5/3/02	22/11/27	at Bal.	- 3-4	4.0	4	1	2	4
23.	Chris Fussell	5/16/99	22/11/28	at Sea.	L 1-5	6.0	8	4	3	3
24.	Dan Reichert	7/16/99	23/0/4	at Mil.	- 12-10	1.2	5	7	4	1
25.	Dennis Leonard	9/10/74	23/4/2	vs Cal.	L 2-8	5.1	8	2	3	2

Position Players to Pitch for the Royals

Date	Opponent	Pitcher	IP	H	R	ER	BB	SO
8-20-79	vs New York	Jerry Terrell	1.0	0	0	0	0	0
5-14-80	at New York	Jerry Terrell	1.0	1	0	0	1	0
9-01-83	at Chicago	Joe Simpson	1.0	1	1	1	2	0
9-05-83	vs Seattle	Joe Simpson	2.0	3	0	0	0	1
7-03-84	at Cleveland	Leon Roberts	1.0	4	3	3	1	1
6-24-91	vs California	Bill Pecota	2.0	4	1	1	0	0
4-12-94	vs Boston	David Howard	2.0	2	1	1	5	0
7-17-98	at Seattle	Shane Halter	1.0	1	0	0	0	0



Royals 20-Game Winners

Wins	Pitcher	Age	Year
23	Bret Saberhagen	25	1989
22	Steve Busby	25	1974
21	Dennis Leonard	27	1978
20	Paul Splittorff	26	1973
20	Dennis Leonard	26	1977
20	Dennis Leonard	29	1980
20	Bret Saberhagen	21	1985
20	Mark Gubicza	26	1988

Bret Saberhagen tossed the Royals last no-hitter against Chicago on Aug. 26, 1991, the fourth in club history.

Royals Stolen Base Records

Single Season Top 30

Rk.	SB	Player	Year
1.	83	Willie Wilson	1979
2.	79	Willie Wilson	1980
3.	66	Tom Goodwin	1996
4.	59	Willie Wilson	1983
5.	59	Willie Wilson	1987
6.	53	Fred Patek	1977
7.	52	Amos Otis	1971
8.	51	Fred Patek	1976
9.	50	Vince Coleman	1994
50		Tom Goodwin	1995
11.	49	Fred Patek	1971
12.	47	Willie Wilson	1984
13.	46	Johnny Damon	2000
46		Willie Wilson	1978
15.	45	Jose Offerman	1998
16.	41	Carlos Beltran	2003
17.	43	Willie Wilson	1985
18.	40	Pat Kelly	1969
40		U.L. Washington	1983
40		Lonnie Smith	1985
21.	39	Amos Otis	1975
22.	38	Fred Patek	1978
23.	37	Joe Foy	1969
37		Willie Wilson	1982
25.	36	Fred Patek	1973
36		John Wathan	1982
36		Johnny Damon	1999
28.	35	Carlos Beltran	2002
35		Willie Wilson	1988
30.	34	Pat Kelly	1970
34		Willie Wilson	1981
34		Tom Goodwin	1997
33.	33	Amos Otis	1970
33		Fred Patek	1972
33		Fred Patek	1974
36.	32	Fred Patek	1975
32		Amos Otis	1978
38.	31	Carlos Beltran	2001
31		Felix Jose	1993
40.	30	Amos Otis	1979

Royals Who Have Stolen Home

Player	Opponent	Date
Amos Otis*	at California	July 31, 1972
John Mayberry	vs Oakland	July 2, 1976
Dave Nelson*	at Chicago	Aug. 8, 1976
George Brett*	vs Cleveland	Aug. 17, 1976
	vs California	Sept. 14, 1987
Fred Patek*	vs Minnesota	June 8, 1977
Kevin Seitzer	vs Boston	April 7, 1989
Bo Jackson	at Minnesota	May 16, 1989
Juan Samuel	at Texas	Aug. 26, 1992
Greg Gagne	vs New York	April 30, 1995
Jon Nunnally	at Toronto	May 24, 1995
	vs Detroit	July 29, 1995
	vs Oakland	Aug. 15, 1995
	vs Minnesota	Sept. 18, 1995(G1)
Tom Goodwin	at Texas	Sept. 1, 1995
Chris Stynes	at Seattle	May 12, 1996
Bob Hamelin	at Detroit	May 22, 1996
David Howard	vs Texas	May 23, 1996
Kevin Young	vs California	June 10, 1996
Sal Fasano	at Minnesota	July 5, 1996
Craig Paquette	vs Chicago	July 13, 1996
	vs Oakland	August 7, 1996
Michael Tucker	vs Cleveland	July 15, 1996
Johnny Damon	vs Cleveland	Sept. 27, 1996
Craig Paquette	vs Seattle	May 23, 1997
Jeff Conine	at St. Louis	June 30, 1998
Jemaine Allensworth	at Chicago	July 9, 1998
Joe Randa	at Minnesota	May 10, 1999
Mike Sweeney*	vs. New York	Aug. 14, 2002
Carlos Febles	vs. Boston	May 6, 2003
Mendy Lopez*	vs. Oakland	May 31, 2003

* A straight steal of home, not part of a double steal

Seeing 20/20

During the 2003 season, Carlos Beltran became the first player in Royals history to collect 20 home runs and 20 stolen bases in four different seasons.

Player	Year	HR	SB
Carlos Beltran	2003	26	41
Carlos Beltran	2002	29	35
Carlos Beltran	2001	24	31
Carlos Beltran	1999	22	27
Bo Jackson	1989	32	26
Bo Jackson	1988	25	27
Amos Otis	1978	22	32

Royals Rookie Records

Rookie Season Batting Records

Games	161	Kevin Seitzer	1987
Average	.323	Kevin Seitzer	1987
Hits	207	Kevin Seitzer	1987
Singles	151	Kevin Seitzer	1987
Doubles	33	Kevin Seitzer	1987
	33	Mark Quinn	2000
Triples	10	Tom Poquette	1976
Home Runs	24	Bob Hamelin	1994
Slugging Pct.	.599	Bob Hamelin	1994
Runs	112	Carlos Beltran	1999
Extra Base Hits	56	Kevin Seitzer	1987
	56	Carlos Beltran	1999
At-Bats	663	Carlos Beltran	1999
RBI	108	Carlos Beltran	1999
Total Bases	301	Kevin Seitzer	1987
	301	Carlos Beltran	1999
Walks	80	Kevin Seitzer	1987
Stolen Bases	46	Willie Wilson	1978

Rookie Season Pitching Records

Wins	17	Tom Gordon	1989
Losses	16	Jim Rooker	1969
Win Pct.	.778 (7-2)	Jeff Montgomery	1988
ERA	2.69	Paul Splitteroff	1971
Games	68	Mike MacDougal	2003
Games Started	37	Steve Busby	1973
Complete Games	10	Dick Drago	1969
		Bob Johnson	1970
Saves	27	Mike MacDougal	2003
Innings Pitched	238.1	Steve Busby	1973
Hits Allowed	246	Steve Busby	1973
Walks	105	Steve Busby	1973
Strikeouts	206	Bob Johnson	1970



Miscellaneous Records

Biggest Come-From-Behind Victories

- 9 runs: June 15, 1979 at Milwaukee. Came back from 11-2 deficit to win 14-11
- 7 runs: September 6, 1978 at Oakland. Came back from 7-0 deficit to win 11-8 in 12 innings
- 7 runs: June 7, 1984 vs. Seattle. Came back from 7-0 deficit to win 9-8
- 7 runs: July 17, 1991 vs. Baltimore. Came back from 7-0 deficit to win 9-8 in 15 innings
- 7 runs: July 16, 1997 at Milwaukee (Game 2). Came back from 7-0 deficit to win 12-10
- 7 runs: June 26, 1999 vs. Cleveland. Came back from 7-0 deficit to win 11-7

Biggest Blown Leads Resulting in Losses

- 8 runs: June 18, 1993 at Oakland. Led 8-0 before losing 10-9.
- 8 runs: July 3, 1999 at Cleveland. Led 8-0 before losing 9-8.
- 7 runs: May 14, 1983 vs. Detroit. Led 7-0 before losing 11-10.
- 7 runs: May 20, 1985 at Texas. Led 7-0 before losing 8-7.
- 7 runs: June 8, 1995 at Texas. Led 8-1 before losing 10-9 in 10.
- 7 runs: April 27, 2003 at Toronto. Led 8-1 before losing 10-9.

Royals Top Offensive Performances

The Royals have exploded for 17 or more runs 14 times in their history. The club has tallied 17 or more runs 5 times vs. Minnesota (all at home), 4 times against Detroit (twice in Tiger Stadium), 3 times against Milwaukee (twice at home), once at California and once vs. St. Louis.

Rk	Date	Opponent	Score
1.	April 6, 1974	vs Minnesota	23-6
2.	June 15, 1976	at Detroit	21-7
3.	Aug. 10, 1996	at California	18-3
	Aug. 21, 1995	at Milwaukee (Game 2)	18-9
	July 14, 1991	at Detroit	18-4
	Aug. 16, 1983	vs Detroit	18-7
	Sept. 12, 1982	vs Minnesota	18-7
	Aug. 29, 1979	vs Milwaukee	18-8
9.	Sept. 24, 2002	vs. Detroit	17-2
	June 9, 1999	vs St. Louis	17-13
	May 11, 1982	vs Milwaukee	17-3
	Oct. 4, 1980	vs Minnesota	17-1
	May 12, 1976	vs Minnesota	17-5
	Aug. 6, 1974	vs Minnesota	17-3

Royals Firsts

Game: at Municipal Stadium vs. Minnesota, April 8, 1969
Batter: Lou Piniella (doubled off Hall), vs. Minnesota, April 8, 1969
Hit: Lou Piniella, vs. Minnesota, April 8, 1969
Run: Lou Piniella, vs. Minnesota, April 8, 1969
Win: 4-3, vs. Minnesota, April 8, 1969
WP: Moe Drabowski (1.0 IP, 0 H, 0 ER), vs. Minnesota, April 8, 1969
Save: Dave Wickersham (0.2 IP, 0 H, 0 ER), vs. Minnesota, April 8, 1969
RBI: Jerry Adair, drove in Piniella, vs. Minnesota, April 8, 1969
GW Hit: Lou Piniella (off Miller) in 17th of 4-3 win vs. Minnesota, April 9, 1969
Triple: Lou Piniella (off John Odum) vs. Oakland, April 19, 1969
HR: Mike Fiore (off John Odum) at Oakland, April 13, 1969
Grand Slam: Bob Oliver (off Jim Bouton) vs. Seattle (8th inning), July 4, 1969
Stolen Base: Joe Foy (off Jim Kaat, 4th inning) vs. Minnesota, April 9, 1969
.500 Month: September, 1969 (15-15)
Winning Season: 1971 (85-76), 3rd season

Kauffman Stadium Firsts

Game: Kansas City 12, Texas 1, April 10, 1973 (att: 39,464)
First Pitch: 2:25 p.m. by Paul Splittorff, KC, April 10, 1973
Batter: Dave Nelson, Texas (grounded out to Paul Splittorff), April 10, 1973
Hit: Amos Otis, KC off Pete Broberg, Texas (1st inning), April 10, 1973
Run: Fred Patek, KC (1st inning) vs. Texas, April 10, 1973
Win: Kansas City 12, Texas 1, April 10, 1973
Winning Pitcher: Paul Splittorff (9.0 IP, 5 H, 1 R, 3 BB, 1 SO), KC, April 10, 1973
Save: Bruce Dal Canton (3.0 IP, 3 H, 2 ER), KC vs. Chicago, April 13, 1973
RBI: John Mayberry, KC, 2-run single to right off Pete Broberg, Texas (1st inning), April 10, 1973
GW Hit: John Mayberry, KC, 2-run single to right off Pete Broberg, Texas (1st inning), April 10, 1973
Double: Amos Otis, KC off Pete Broberg, Texas (2nd inning), April 10, 1973
Triple: Jeff Burroughs, Texas off Paul Splittorff, April 10, 1973
HR: John Mayberry, 2-run homer off Bill Gogolewski (5th inning), Texas, April 10, 1973
Grand Slam: Davey May, Milwaukee, off Dal Canton (9th inning), April 26, 1973
Stolen Base: Fred Patek, KC (1st inning) vs. Texas, April 10, 1973



The Last Time It Happened

FOR THE ROYALS

HITTING

Hit for the Cycle—George Brett, July 25, 1990 at Toronto

Grand Slam—Mike Sweeney, June 7, 2003 at Colorado-1 (2nd inning)

Leadoff Home Run—Angel Berroa, Sept. 23, 2003 vs. Detroit

Pinch-Hit Home Run—Mendy Lopez, Sept. 27, 2003 vs. Chicago (6th inning)

Pinch-Hit Grand Slam—Shane Mack, May 22, 1998 at Texas (7th inning)

Five-Hit Game—Angel Berroa, Sept. 16, 2003 at Cleveland (5-for-5)

Six-Hit Game—Kevin Seitzer, Aug. 2, 1987 vs. Boston (6-for-6)

Two Hits, One Inning—Angel Berroa, Aug. 4, 2003 at Chicago

Two-Home Run Game—Ken Harvey, Sept. 1, 2003 at Texas

Three-Home Run Game—Danny Tartabull, July 6, 1991 vs. Oakland

Back-to-Back Home Runs—Raul Ibanez and Joe Randa, Aug. 17, 2003 vs. Minnesota (3rd inning, Rick Reed)

3 Consecutive Home Runs—Carlos Beltran, Mike Sweeney, Joe Randa, May 31, 2002 at Texas (11th inning)

Three Home Runs, One Inning—Carlos Beltran, Mike Sweeney, Joe Randa, May 31, 2002 at Texas (11th inning)

Four Home Runs, One Inning—Mike Sweeney, Jermaine Dye, Raul Ibanez and Carlos Beltran, June 29, 2001 at Cleveland (4th inning)

Inside the Park Home Run—Aaron Guiel, Aug. 3, 2003 vs. TB (3rd inning)

PITCHING (COMPLETE GAMES ONLY FOR LOW-HIT GAMES)

No-Hitter—Bret Saberhagen, Aug. 26, 1991 vs. Chicago (Royals 7-0)

One-Hitter—Mark Gubicza, June 16, 1995 at Oakland (Royals 7-0)

Two-Hitter—Jeff Suppan, April 29, 2002 at Detroit (Royals 4-0)

10+ Innings Pitched—Kevin Appier, July 23, 1992 at Cleveland (10.0)

10+ Strikeouts—Blake Stein, June 17, 2001 at Milwaukee (11)

Shutout—Jamey Wright, Sept. 13, 2003 at Detroit (Royals 7-0)

Back-to-Back Complete Game Victories—Blake Stein and Mac Suzuki, Aug. 18-19, 2000 at Baltimore (4-1, 7-0)

Back-to-Back Shutouts—Sept. 29-30, 1992 at California (2-0 and 4-0)

MISCELLANEOUS

Triple Play—April 3, 1996 at Baltimore (Randa-Roberts-Hamelin-Fasano with Bonilla batting, 6th inning)

Position Player Pitching—Shane Halter, July 17, 1998 at Seattle

Three or more Steals, One Game—Carlos Beltran, Sept. 4, 2003 vs. Arizona (3)

Steal of Home—Mendy Lopez vs. Oakland, May 31, 2003 (4th inning)

Suspended Game—June 15-16, 2001 at Milwaukee, 4-2 (Power Outage).

Home run in first ML at bat—Jon Nunnally, April 29, 1995 vs. New York (Melido Perez pitching, 1st inning)

0-0 Game After 9 innings—July 18, 2001 vs. Seattle (Sea won 2-0 in 10 innings)

AGAINST THE ROYALS

HITTING

Hit for the Cycle—Chris Singleton, Chicago, July 6, 1999 at Comiskey Park

Grand Slam—Jose Valentin, Chicago, Sept. 26, 2003 at Kauffman Stadium (Carrasco pitching, 8th inning)

Inside-the-Park Home Run—Joe Borchard, Chicago, Sept. 9, 2002 at Kauffman Stadium (Byrd pitching, 5th inning)

Pinch-Hit Home Run—A.J. Hinch, Detroit, Sept. 22, 2003 at Kauffman Stadium (Jason Grimsley pitching, 8th inning)

Pinch-Hit Grand Slam—Darryl Strawberry, New York, May 2, 1998 at Kauffman Stadium (Scott Service pitching, 9th inning)

Home Run Leading Off Game—Bill Mueller, at Boston, April 30, 2003, (May pitching)

Back-to-Back Home Runs—Mark Teixeira and Hank Blalock, Texas, Sept. 1, 2003, at Arlington Park (May pitching, 2nd inning)

Three Home Runs, One Inning—Juan Gonzalez, Marty Cordova and Russell Branyan, Cleveland, May 1, 2001 at Kauffman Stadium (Stein, 1 and Henry, 2, pitching, 7th inning)

Four Home Runs, One Inning—Darin Erstad, Mo Vaughn, Tim Salmon and Garret Anderson, Anaheim, May 28, 2000 at Kauffman Stadium (Batista and Rakers pitching, 5th inning)

PITCHING (COMPLETE GAMES ONLY FOR LOW-HIT GAMES)

No-Hitter—Nolan Ryan, California, May 15, 1973 in Kauffman Stadium (Angels 3-0)

One-Hitter—Todd Ritchie, Pittsburgh, July 13, 2001 at PNC Park (Pirates 1-0)

Two-Hitter—Steve Sparks, Detroit, April 30, 2002 at Comerica Park (Tigers, 9-3)

Back-to-Back Shutouts—July 26-27, 2001 at Seattle, at Oakland (4-0 and 5-0)

MISCELLANEOUS

Triple Play—June 3, 1977 vs. Baltimore at Kauffman Stadium, (9-6-4-6 Wathan batting, 9th inning)

Position Player Pitching—A.L.: Vance Law, Oakland, Oct. 2, 1991 at Kauffman Stadium; N.L.: D'Angelo Jimenez, San Diego, June 30, 2002 at Kauffman Stadium

Three or more Steals, One Game—Willie Harris, Chicago, Sept. 10, 2002 at Kauffman Stadium (3)

Steal of Home—Albert Belle, Baltimore, April 27, 1999 at Camden Yards (3rd inning)



Royals Positional Chart

SEASIDE REVIEW NUMBER RECORDS DEPARTMENT OPERATIONS MEDIA

1969 C..... Rodriguez 1B..... Fiore 2B..... Adair 3B..... Foy SS..... Hernandez LF..... Piniella CF..... Oliver RF..... Kelly DH.....	1976 C..... Martinez 1B..... Mayberry 2B..... White 3B..... Brett SS..... Patek LF..... Wohlford CF..... Otis RF..... Cowens DH..... McRae, H.	1983 C..... Wathan 1B..... Aikens 2B..... White 3B..... Brett SS..... Washington LF..... Wilson CF..... Otis RF..... Sheridan DH..... McRae, H.	1990 C..... Macfarlane 1B..... Brett 2B..... White 3B..... Seitzer SS..... Stillwell LF..... Eisenreich CF..... Jackson RF..... Tartabull DH..... Perry	1997 C..... Macfarlane 1B..... King 2B..... Offerman 3B..... Paquette SS..... Bell LF..... Damon CF..... Goodwin RF..... Dye DH..... Davis
1970 C..... Kirkpatrick 1B..... Oliver 2B..... Rojas 3B..... Schaal SS..... Hernandez LF..... Piniella CF..... Otis RF..... Kelly DH.....	1977 C..... Porter 1B..... Mayberry 2B..... White 3B..... Brett SS..... Patek LF..... Zdeb CF..... Otis RF..... Cowens DH..... McRae, H.	1984 C..... Slaughter 1B..... Balboni 2B..... White 3B..... Pryor SS..... Concepcion LF..... Motley CF..... Wilson RF..... Sheridan DH..... McRae, H.	1991 C..... Mayne 1B..... Benzing 2B..... Shumpert 3B..... Pecota SS..... Stillwell LF..... Gibson CF..... McRae, B. RF..... Tartabull DH..... Brett	1998 C..... Sweeney 1B..... King 2B..... Offerman 3B..... Palmer SS..... Lopez LF..... Conine CF..... Damon RF..... Dye DH..... Pendleton
1971 C..... May 1B..... Hopkins 2B..... Rojas 3B..... Schaal SS..... Patek LF..... Piniella CF..... Otis RF..... Keogh DH.....	1978 C..... Porter 1B..... LaCock 2B..... White 3B..... Brett SS..... Patek LF..... Wilson CF..... Otis RF..... Cowens DH..... McRae, H.	1985 C..... Sundberg 1B..... Balboni 2B..... White 3B..... Brett SS..... Concepcion LF..... Smith CF..... Wilson RF..... Motley DH..... McRae, H.	1992 C..... Macfarlane 1B..... Joyner 2B..... Miller 3B..... Jefferies SS..... Howard LF..... McReynolds CF..... McRae, B. RF..... Eisenreich DH..... Brett	1999 C..... Kreuter 1B..... Sweeney 2B..... Febles 3B..... Randa SS..... Sanchez LF..... Damon CF..... Beltran RF..... Dye DH..... Giambi
1972 C..... Kirkpatrick 1B..... Mayberry 2B..... Rojas 3B..... Schaal SS..... Patek LF..... Piniella CF..... Otis RF..... Scheinblum DH.....	1979 C..... Porter 1B..... LaCock 2B..... White 3B..... Brett SS..... Patek LF..... Wilson CF..... Otis RF..... Cowens DH..... McRae, H.	1986 C..... Sundberg 1B..... Balboni 2B..... White 3B..... Brett SS..... Salazar LF..... Smith CF..... Wilson RF..... Motley DH..... Orta	1993 C..... Macfarlane 1B..... Joyner 2B..... Lind 3B..... Gaetti SS..... Gagne LF..... McReynolds CF..... McRae, B. RF..... Jose DH..... Brett	2000 C..... Zaur 1B..... Sweeney 2B..... Febles 3B..... Randa SS..... Sanchez LF..... Quinn CF..... Beltran RF..... Dye DH..... Damon
1973 C..... Healy 1B..... Mayberry 2B..... Rojas 3B..... Schaal SS..... Patek LF..... Piniella CF..... Otis RF..... Kirkpatrick DH..... McRae, H.	1980 C..... Porter 1B..... Aikens 2B..... White 3B..... Brett SS..... Washington LF..... Wilson CF..... Otis RF..... Hurdle DH..... McRae, H.	1987 C..... Quirk 1B..... Brett 2B..... White 3B..... Seitzer SS..... Salazar LF..... Jackson CF..... Wilson RF..... Tartabull DH..... Balboni	1994 C..... Macfarlane 1B..... Joyner 2B..... Lind 3B..... Gaetti SS..... Gagne LF..... Coleman CF..... McRae, B. RF..... Jose DH..... Hamelin	2001 C..... Ortiz 1B..... Sweeney 2B..... Febles 3B..... Randa SS..... Sanchez LF..... Brown CF..... Beltran RF..... Dye DH..... Ibanez
1974 C..... Healy 1B..... Mayberry 2B..... Rojas 3B..... Brett SS..... Patek LF..... Wohlford CF..... Otis RF..... Pnson DH..... McRae, H.	1981 C..... Wathan 1B..... Aikens 2B..... White 3B..... Brett SS..... Washington LF..... Wilson CF..... Otis RF..... Geronimo DH..... McRae, H.	1988 C..... Quirk 1B..... Brett 2B..... White 3B..... Seitzer SS..... Stillwell LF..... Jackson CF..... Wilson RF..... Tartabull DH..... Buckner	1995 C..... Mayne 1B..... Joyner 2B..... Lockhart 3B..... Gaetti SS..... Gagne LF..... Coleman CF..... Goodwin RF..... Nunnally DH..... Hamelin	2002 C..... Mayne 1B..... Sweeney 2B..... Febles 3B..... Randa SS..... Perez LF..... Knoblauch CF..... Beltran RF..... Tucker DH..... Ibanez
1975 C..... Martinez 1B..... Mayberry 2B..... Rojas 3B..... Brett SS..... Patek LF..... Wohlford CF..... Otis RF..... Pnson DH..... Killebrew	1982 C..... Wathan 1B..... Aikens 2B..... White 3B..... Brett SS..... Washington LF..... Wilson CF..... Otis RF..... Martin DH..... McRae, H.	1989 C..... Boone 1B..... Brett 2B..... White 3B..... Seitzer SS..... Stillwell LF..... Jackson CF..... Wilson RF..... Tartabull DH..... Tabler	1996 C..... Macfarlane 1B..... Offerman 2B..... Lockhart 3B..... Randa SS..... Howard LF..... Goodwin CF..... Damon RF..... Tucker DH..... Vitiello	2003 C..... Mayne 1B..... Harvey 2B..... Relaford 3B..... Randa SS..... Berroa LF..... Ibanez CF..... Beltran RF..... Guiel DH..... Sweeney

The Royals Positional Chart indicates the players who appeared in the most games at a particular position for the Royals during the season. No player is listed at more than one position.

All-Time Interleague Results

1997 Record (6-9)

Date	Opponent	Res	Score	Winner	Loser	Att
06-13-97	at Pittsburgh	L	3-5	Cordova	Williams	33,253
06-14-97	at Pittsburgh	W	8-3	Belcher	Lieber	39,509
06-15-97	at Pittsburgh	W	8-1	Appier	Cooke	35,774
06-16-97	Houston	W	5-2	Rosado	Hampton	22,528
06-17-97	Houston	L	2-10	Garcia	Haney	20,588
06-18-97	Houston	W	6-2	Pittsley	Wall	20,085
06-30-97	at Chicago	L	7-8	Pisciotta	Bones	18,721
07-01-97	at Chicago	L	1-6	Castillo	Rusch	18,745
07-02-97	at Chicago	L	2-3	Foster	Appier	23,591
08-29-97	St. Louis	L	7-9	Beltran	Carrasco	36,006
08-30-97	St. Louis	W	16-5	Belcher	Aybar	32,291
08-31-97	at Cincinnati	L	4-5	Osborne	Olson	33,585
09-01-97	at Cincinnati	W	7-4	Appier	Remlinger	31,920
09-02-97	at Cincinnati	L	0-4	Burba	Rosado	15,288
09-03-97	at Cincinnati	L	3-6	Tomko	Bones	16,285

1998 Record (9-7)

06-05-98	at Houston	W	3-0	Belcher	Schourek	27,895
06-06-98	at Houston	L	0-6	Lima	Rosado	25,516
06-07-98	at Houston	L	1-7	Reynolds	Pittsley	23,228
06-08-98	Milwaukee	W	8-7	Rapp	Juden	13,565
06-09-98	Milwaukee	L	3-6 (10)	Wickman	Montgomery	12,775
06-10-98	Milwaukee	L	6-9 (15)	Patrick	Pichardo	12,477
06-22-98	at Cincinnati	W	3-0	Pittsley	Remlinger	18,687
06-23-98	at Cincinnati	W	6-4	Rapp	Klingensbeck	18,063
06-24-98	Pittsburgh	L	3-10	Peters	Rusch	18,007
06-25-98	Pittsburgh	W	6-1	Belcher	Lieber	22,504
06-26-98	Chicago	W	6-1	Pichardo	Trachsel	39,008
06-27-98	Chicago	W	4-3 (10)	Service	Beck	39,295
06-28-98	Chicago	L	3-6	Gonzalez	Rapp	34,287
06-30-98	at St. Louis	W	6-1	Rusch	Aybar	41,801
07-01-98	at St. Louis	W	6-4	Belcher	Mercker	36,144
07-02-98	at St. Louis	L	0-3	Acevedo	Pichardo	42,803

1999 Record (6-12)

06-04-99	Cincinnati	Postponed due to power outage.				
06-05-99	Cincinnati	L	4-9	Parris	Rosado	DH
06-05-99	Cincinnati	L	4-10 (10)	Williamson	Montgomery	27,228
06-06-99	Cincinnati	L	3-14	Sullivan	Witasick	25,600
06-07-99	St. Louis	L	5-7	Slocumb	Appier	37,248
06-08-99	St. Louis	W	11-10	Service	Oliver	37,297
06-09-99	St. Louis	W	17-13	Whisenant	Radinsky	37,494
06-11-99	at Pittsburgh	W	10-3	Rosado	Benson	31,052
06-12-99	at Pittsburgh	L	8-9	Christiansen	Whisenant	29,569
06-13-99	at Pittsburgh	L	4-8	Schmidt	Whisenant	28,261
07-09-99	Houston	L	5-6	Cabrera	Montgomery	22,652
07-10-99	Houston	L	3-7	Hampton	Appier	19,560
07-11-99	Houston	L	3-7	Lima	Suppan	19,560
07-15-99	at Milwaukee	Postponed due to accident at Miller Park				
07-16-99	at Milwaukee	L	0-2	Woodard	Appier	DH
07-16-99	at Milwaukee	W	12-10	Ray	Pittsley	27,254
07-17-99	at Milwaukee	L	3-11	Nomo	Rosado	29,273
07-18-99	at Chicago	W	5-4	Suppan	Tapani	38,655
07-19-99	at Chicago	W	10-2	Witasick	Trachsel	38,725
07-20-99	at Chicago	L	7-8	Sanders	Barber	39,081

2000 Record (8-10)

06-02-00	at Pittsburgh	L	3-9	Ritchie	Batista	23,527
06-03-00	at Pittsburgh	W	16-3	Witasick	Schmidt	26,264
06-04-00	at Pittsburgh	W	7-5 (11)	Rakers	Christiansen	27,915
06-05-00	at St. Louis	W	7-4	Suzuki	Hentgen	43,625
06-06-00	at St. Louis	L	4-5	Benes	Witasick	40,017
06-07-00	at St. Louis	L	2-4	Kile	Batista	37,444
06-09-00	Pittsburgh	W	6-5 (10)	Spradlin	Christiansen	30,963
06-10-00	Pittsburgh	W	2-1 (11)	Botalico	Silva	34,868
06-11-00	Pittsburgh	L	6-10 (10)	Sauerbeck	Spradlin	26,495
07-07-00	at Houston	L	5-9	Elarton	Stein	36,840
07-08-00	at Houston	W	5-2	Suzuki	Miller	42,585
07-09-00	at Houston	L	6-9	Lima	Witasick	39,402
07-13-00	Milwaukee	L	2-5	Wright	Stein	18,525
07-14-00	Milwaukee	L	0-4	D'Amico	Suzuki	29,473
07-15-00	Milwaukee	W	7-4	Suppan	Laynes	23,598
07-16-00	Chicago	L	7-10	Wood	Reichert	36,855
07-17-00	Chicago	L	1-3	Downs	Durbin	37,355
07-18-00	Chicago	W	12-4	Stein	Valdes	28,898

Royals in Interleague Play

Overall Record	51-70
Home Record	25-34
Road Record	26-36
Extra Inning Record	6-8
In shutouts	3-6
vs. N.L. East	2-7
vs. N.L. Central	40-54
vs. N.L. West	9-9

Interleague Attendance Records

Largest Home Crowd	40,189
vs. St. Louis, 6-27-03	
Largest Road Crowd	47,522
at St. Louis, 6-16-02	
Total Home Att.	1,572,586
Total Home Games	59
Avg. Home Att.	26,554
Total Road Att.	1,949,164
Total Road Games	62
Avg. Road Att.	31,438

Consecutive Records

Longest winning streak	5 (2001)
Longest losing streak	8 (2002)

Single Game Records

Most runs scored	17
vs. St. Louis, 6-9-99	
Most runs allowed	15
vs. Florida (14 innings), 6-10-02	
Most runs, both teams	30
vs. St. Louis, 6-9-99 (17-13)	

Individual Single Game Batting Records

Hits	5
Johnny Damon, 7-18-00 vs. Chicago	
Runs	4
Joe Randa, 6-9-99 vs. St. Louis	
Home Runs	2, 4 times
last: Joe Randa, 6-11-99 at Pittsburgh	
RBI	5, 3 times
last: Mike Sweeney, 6-28-02 vs. San Diego	

Individual Single Game Pitching Records

Innings Pitched	9.0
Jose Rosado, 6-16-97 vs. Houston	
Walks	6, 4 times
last: Chris George, 6-29-03 vs. St. Louis	
Strikeouts	11
Blake Stein, 6-17-01 at Milwaukee	

Individual Single Season Batting Records

Average	.308
Joe Randa, 1999	
Hits	33
Joe Randa, 1999	
Runs	19
Carlos Beltran, 1999	
Doubles	9
Johnny Damon, 2000;	
Carlos Beltran, 2002; Raul Ibanez, 2002	
Triples	4
Jose Offerman, 1998	
Home Runs	7
Jeff King, 1997	
RBI	21
Carlos Beltran, 1999	
Stolen Bases	10
Carlos Beltran, 2003	

Individual Single Season Pitching Records

Wins	3
Tim Belcher, 1998	
Losses	3
Kevin Appier, 1999;	
Paul Byrd, 2001; Darrell May, 2003	
Saves	6
R. Hernandez, 2001	
Innings	31.0
Tim Belcher, 1998	
Walks	15
Mac Suzuki, 2002	
Strikeouts	20
Tim Belcher, 1998;	
Mac Suzuki, 2000	

Individual Career Batting Records

Average	.333
Joe Randa	
Hits	117
Mike Sweeney	
Runs	60
Carlos Beltran	
Doubles	23
Jermine Dye	
Triples	5
Carlos Beltran	
Home Runs	13
Carlos Beltran,	
Joe Randa, Mike Sweeney	
RBI	68
Mike Sweeney	
Stolen Bases	19
Carlos Beltran	

Individual Career Pitching Records

Wins	5
Tim Belcher	
Losses	5
Paul Byrd	
Saves	7
Jeff Montgomery	
Innings	93.1
Jeff Suppan	
Runs allowed	47
Jeff Suppan	
Walks	34
Dan Reichert	
Strikeouts	51
Jeff Suppan	

All-Time Interleague Results

2001 Record (8-10)

06-08-01	Arizona	L	4-11	Johnson	Byrd	20,349
06-09-01	Arizona	W	3-2	Stein	Reynoso	26,879
06-10-01	Arizona	L	5-12	Ellis	Reichert	16,573
06-12-01	St. Louis	W	7-4	Durbin	Kile	27,914
06-13-01	St. Louis	W	4-1	Wilson	Morris	28,382
06-14-01	St. Louis	W	3-2 (13)	Henry	Stechschulte	37,977
06-15-01	at Milwaukee	Suspended due to power outage.				
06-15-01	at Milwaukee	W	4-2	Byrd	Peterson	39,006
06-16-01	at Milwaukee	W	4-1	Reichert	Haynes	43,060
06-17-01	at Milwaukee	L	2-5	Wright	Stein	42,554
07-06-01	Houston	L	3-8	Miller	Reichert	23,905
07-07-01	Houston	L	8-10	Jackson	Byrd	22,020
07-08-01	Houston	L	5-14	Villone	Durbin	14,951
07-12-01	at Pittsburgh	L	0-2	Anderson	Suppan	26,413
07-13-01	at Pittsburgh	L	0-1	Ritchie	Grimsley	35,350
07-14-01	at Pittsburgh	W	7-4	Wilson	Williams, D.	37,807
07-15-01	at Chicago	L	1-2	Leiber	Byrd	39,186
07-16-01	at Chicago	W	4-2	Reichert	Tapani	39,766
07-17-01	at Chicago	L	4-7	Bere	Cogan	38,013

2002 Record (5-13)

06-07-02	St. Louis	L	6-12	Kile	Byrd	34,194
06-08-02	St. Louis	L	3-11	Morris	Affeldt	40,016
06-09-02	St. Louis	W	3-2	Hernandez, Ro.	Timlin	26,905
06-10-02	Florida	L	8-15 (14)	Almanza	Suzuki	13,493
06-11-02	Florida	W	6-0 (5)	May (c)	Tejera	12,963
06-12-02	Florida	L	5-13	Dempster	Byrd	14,027
06-14-02	at St. Louis	L	0-3	Morris	Asencio	40,510
06-15-02	at St. Louis	L	3-5	Simontacchi	Suppan	47,453
06-16-02	at St. Louis	L	1-5	Williams	May	47,522
06-18-02	at Montreal	L	4-5	Day	Mullen	6,249
06-19-02	at Montreal	L	3-6	Ohka	Suzuki	6,187
06-20-02	at Montreal	L	4-5 (11)	Eischen	Mullen	5,773
06-21-02	at New York-NL	L	3-4	Guthrie	Voyles	37,547
06-22-02	at New York-NL	W	5-1	Byrd	Astacio	44,790
06-23-02	at New York-NL	L	4-5	Strickland	Grimsley	41,406
06-28-02	San Diego	W	14-10	Grimsley	Cyr	29,935
06-29-02	San Diego	L	4-8 (10)	Reed	Grimsley	27,441
06-30-02	San Diego	W	13-1	Suppan	Peavy	22,073


2003 Record (9-9)

06-03-03	at Los Angeles	L	3-4	Gagne	Carrasco	26,409
06-04-03	at Los Angeles	W	2-1	Snyder	Nomo	23,677
06-05-03	at Los Angeles	L	2-5	Brown	May	29,170
06-06-03	at Colorado	Postponed due to inclement weather				
06-07-03	at Colorado-1	W	13-11	George	Chacon	25,421
06-07-03	at Colorado-2	W	9-5	Gilfillan	Jones	26,435
06-08-03	at Colorado	L	7-8	Elarton	DeHart	30,084
06-10-03	Arizona	W	7-3	Grimsley	Oropesa	16,772
06-11-03	Arizona	L	3-4	Good	May	15,165
06-12-03	Arizona	Postponed due to inclement weather				
06-13-03	San Francisco	W	6-1	George	Schmidt	31,426
06-14-03	San Francisco	L	4-7	Moss	Walrond	38,261
06-15-03	San Francisco	W	5-4	MacDougal	Worrell	29,631
06-20-03	at St. Louis	W	10-4	Lima	Morris	38,226
06-21-03	at St. Louis	L	1-8	Williams	May	44,473
06-22-03	at St. Louis	W	5-2	Affeldt	Stephenson	39,962
06-27-03	St. Louis	W	6-3	May	Stephenson	40,189
06-28-03	St. Louis	L	9-13	Fassero	Affeldt	40,347
06-29-03	St. Louis	L	6-13	Tomko	George	38,270
09-04-03	Arizona	L	5-6 (10)	Mantei	Wilson	15,025

Royals Previous Interleague Opponents



Arizona leads series, 4-2



Chicago leads series, 9-6



Cincinnati leads series, 5-3

Kansas City leads series, 2-1



Florida leads series, 2-1

Houston leads series, 11-4



Los Angeles leads series, 2-1

Milwaukee leads series, 7-5



Montreal leads series, 3-0

New York leads series, 2-1



Kansas City leads series, 9-8

St. Louis leads series, 14-13



Kansas City leads series, 2-1

Kansas City leads series, 2-1



OPPONENTS



Albert Pujols



Alex Rodriguez



Ichiro Suzuki



Anaheim Angels



VP & General Manager: Bill Stoneman
Field Manager: Mike Scioscia
Vice President, Communications: Tim Mead
Manager, Baseball Information: Larry Babcock
Traveling Secretary: Tom Taylor

Angel Stadium of Anaheim
 2000 Gene Autry Way • Anaheim, CA 92806
 (714) 940-2000 • (714) 940-2205 - PR FAX
Seating Capacity: 45,050
Website: www.angelsbaseball.com
Hotel in KC: The Fairmont

2003 Notes: The Angels claimed the season series for the 6th time in 7 seasons and have not lost a season series to the Royals since 1996...in a strange scheduling twist, Kansas City was forced to play 1 of their regularly-scheduled home games in Anaheim, as the Aug. 30 game and subsequent doubleheader game on Aug. 31 were both rained out in Kansas City...the Royals then dropped both ends of a crucial doubleheader in Anaheim on Sept. 6, falling 3 games off the pace in the A.L. Central...although the Royals failed to win the season series for the 7th-straight year, Kansas City still has more victories over Anaheim (241) than against any other club outside the A.L. Central Division...the Royals and Angels are tied at 113-113 in Kansas City with the Royals holding a 128-112 advantage in Anaheim in the 35-year history of the rivalry...the Royals were 0-2 at home and are 10-7 at Kauffman Stadium the past 4 seasons...the Angels have won 9 of their last 12 at home and have a 16-9 home mark during the last 4 campaigns...the Angels hold a 25-20 edge in KC since 1995.

- Last 2 game Sweep By Royals:** at KC--Sept. 13-14, 1996; at Anaheim--May 25-27, 1998
- Last 3 game Sweep By Royals:** at KC--Aug. 28-30, 2001; at Anaheim--Sept. 15-17, 1995
- Last 4 game Sweep By Royals:** at KC--none; at Anaheim--May 6-9, 1996
- Last 2 game Sweep By Angels:** at KC--Aug. 29-31, 2003; at Anaheim--June 9-10, 1984
- Last 3 game Sweep By Angels:** at KC--June 10-12, 1996; at Anaheim--May 20-22, 2002
- Last 4 game Sweep By Angels:** at KC--none; at Anaheim--none
- Series Sweep By Kansas City:** 2-game: 7; 3-game: 13; 4-game: 3
- Series Swept By Anaheim:** 2-game: 12; 3-game: 13
- Longest Win Streak:** by KC--12, May 1-Sept. 12, 1975
by Anaheim--9, Oct. 4, 1991-Aug. 4, 1992
- Most Runs, Game:** by KC--18, 18-3, Aug. 10, 1996 at Anaheim
by Anaheim--19, 19-8, July 28, 1973 at KC
- Widest Margin Victory:** by KC--15 runs, 18-3, Aug. 10, 1996 at Anaheim
by Anaheim--15 runs, 18-3, Sept. 18, 1986 at Anaheim

2003 Results (Anaheim won series 6-3)

Gm	Date	Site	W/L	Score	Winner	Loser	Record	Pos.	GB
87	7/8	ANA	W	4-0	May (3-4)	Lackey	48-39	1	+4.5
88	7/9	ANA	L	3-5	Rodriguez	Affeldt (5-5)	48-40	1	+4.5
89	7/10	ANA	L	1-7	Sele	George (9-6)	48-41	1	+4.5
133	8/29	KC	L	3-10	Washburn	Gobble (2-3)	70-63	T1	--
134	8/31	KC	L	4-7	Shields	Anderson (10-11)	70-64	T2	-1.5
135	8/31	KC (2)	L	4-7	Shields	Anderson (10-11)	70-64	T2	-1.5
140	9/5	ANA	W	5-0	Anderson (C, 11-11)	Washburn	72-67	3	-1.5
141	9/6	ANA (1)	L	5-6	Weber	Grimmsley (2-5)	72-68	3	--
142	9/6	ANA (2)	L	1-3	Gregg	Wright (0-1)	72-69	3	-3.0
143	9/7	ANA	W	3-0	Abbott (1-0)	Lackey	73-69	3	-3.0

All-Time Results

Year	Home	Road	Total	Year	Home	Road	Total	Year	Home	Road	Total
1969	5-4	4-5	9-9	1981	3-0	3-0	6-0	1993	4-3	3-3	7-6
1970	4-5	4-5	8-10	1982	5-1	1-6	6-7	1994	2-1	2-5	4-6
1971	3-6	7-2	10-8	1983	3-4	4-2	7-6	1995	2-4	5-1	7-5
1972	2-4	4-5	6-9	1984	3-3	4-3	7-6	1996	2-3	6-1	8-4
1973	4-5	4-5	8-10	1985	5-2	4-2	9-4	1997	2-3	3-3	5-6
1974	4-5	6-3	10-8	1986	3-3	2-5	5-8	1998	2-4	3-2	5-6
1975	6-3	8-1	14-4	1987	3-4	5-1	8-5	1999	2-4	3-3	5-7
1976	5-4	5-4	10-8	1988	2-4	6-1	8-5	2000	4-2	2-4	6-6
1977	3-5	6-1	9-6	1989	6-1	3-3	9-4	2001	3-0	1-5	4-5
1978	4-3	2-6	6-9	1990	2-4	4-3	6-7	2002	3-3	0-3	3-6
1979	2-5	4-2	6-7	1991	3-4	1-5	4-9	2003	0-2	3-4	3-6
1980	4-2	4-3	8-5	1992	3-3	2-5	5-8	Totals	113-113	128-112	241-225

Baltimore Orioles



Executive VP, Baseball Operations: Jim Beattie
VP, Baseball Operations: Mike Flanagan
Field Manager: Lee Mazzilli
Director of Public Relations: Bill Stetka
Manager, Baseball Information: Kevin Behan
Traveling Secretary: Phil Itzoe

Oriole Park at Camden Yards
 333 West Camden Street • Baltimore, MD 21201
 (410) 685-9800 • (410) 547-6272 - PR FAX
Seating Capacity: 48,190
Website: www.theorioles.com
Hotel in KC: The Fairmont

2003 Notes: Kansas City won the season series from the Orioles for the 1st time since 2000, taking 4 of 7 games...the Royals took 2 of 3 games at Camden Yards before splitting a 4-game series in Kansas City...the Royals failed to post a winning record at home for the 14th time in 15 years (33-42)...Kansas City now has a 94-96 record against the Orioles in 35 years in Kansas City...the Royals are 21-35 after 12 years of play at Camden Yards....Baltimore exploded for 15 runs in the 1st game of a doubleheader in Kansas City on May 9, setting a team club record for most runs by the Orioles in the history of the series...all 7 games were played in a span of 10 games from May 2-11.

Last 2 game Sweep By Royals: at KC--July 17-18, 1991; at Baltimore--May 13-14, 1985
Last 3 game Sweep By Royals: at KC--April 11-13, 2000; at Baltimore--Aug. 28-30, 1998

Last 4 game Sweep By Royals: at KC--July 29-Aug. 1, 1982; at Baltimore--none

Last 2 game Sweep By Orioles: at KC--April 7-9, 1998; at Baltimore--April 2-3, 1997

Last 3 game Sweep By Orioles: at KC--April 26-28, 2002; at Baltimore--June 14-16, 1999

Last 4 game Sweep By Orioles: at KC--July 16-19, 1987; at Baltimore--May 2-5, 2002

Series Swept By Kansas City: 2-Game--6; 3-Game--10; 4-Game--2

Series Swept By Baltimore: 2-Game--7; 3-Game--17; 4-Game--2

Longest Winning Streak: by KC--15, July 26, 1987-April 11, 1989

by Baltimore--23, May 10, 1969-Aug. 2, 1970

Most Runs, Game: by KC--15, twice, latest 15-5, April 29, 1999 at Baltimore

by Baltimore--15, 15-5, May 9, 2003 (G1) at KC

Widest Margin Victory: by KC--13 runs, 15-2, Aug. 16, 1992 at KC

by Baltimore--13 runs, twice, latest 13-0, April 28, 2002 at KC

2003 Results (Kansas City won series 4-3)

Gm	Date	Site	W/L	Score	Winner	Loser	Record	Pos.	GB
26	5/2	BAL	W	5-2	Asencio (C, 2-0)	Helling	18-8	1	+4.5
27	5/3	BAL	L	1-6	Ponson	Hernandez (4-1)	18-9	1	+4.5
28	5/4	BAL	W	4-0	George (4-2)	DuBose	19-9	1	+5.0
	5/8	KC		Postponed due to inclement weather - rescheduled as part of doubleheader on May 9					
32	5/9 (1)	KC	L	5-15	Helling	Asencio (2-1)	20-12	1	---
33	5/9 (2)	KC	L	4-5	Ponson	Hernandez (4-2)	20-13	1	+1.5
34	5/10	KC	W	8-4	Carrasco (2-1)	Groom	21-13	1	+2.5
35	5/11	KC	W	8-5	Lowe (1-0)	Driskill	22-13	1	+2.5

All-Time Series Results

Year	Home	Road	Total	Year	Home	Road	Total	Year	Home	Road	Total
1969	0-6	1-5	1-11	1981	1-1	2-4	3-5	1993	3-3	2-4	5-7
1970	0-6	0-6	0-12	1982	6-0	2-4	8-4	1994	1-2	0-2	1-4
1971	4-2	1-4	5-6	1983	2-4	2-4	4-8	1995	2-2	3-2	5-4
1972	3-3	3-3	6-6	1984	4-2	3-3	7-5	1996	2-4	1-5	3-9
1973	3-3	1-5	4-8	1985	2-4	4-2	6-6	1997	2-4	2-3	4-7
1974	2-4	2-4	4-8	1986	3-3	3-3	6-6	1998	2-3	4-2	6-5
1975	4-2	1-5	5-7	1987	1-5	2-4	3-9	1999	2-2	2-4	4-6
1976	4-2	2-4	6-6	1988	6-0	6-0	12-0	2000	5-1	2-2	7-3
1977	4-2	3-2	7-4	1989	4-2	2-4	6-6	2001	1-3	1-2	2-5
1978	5-0	3-2	8-2	1990	2-4	1-4	3-8	2002	0-3	0-4	0-7
1979	3-3	3-3	6-6	1991	3-3	5-1	8-4	2003	2-2	2-1	4-3
1980	4-2	2-4	6-6	1992	2-4	2-4	4-8	Totals	94-96	75-115	169-211

Boston Red Sox



Senior VP & General Manager: Theo Epstein
Field Manager: Terry Francona
Director of Media Relations: Kevin Shea
Director of Communications: Glenn Geffner
Traveling Secretary: Jack McCormick

Fenway Park
 24 Yawkey Way • Boston, MA 02215
 (617) 267-9440 • (617) 375-0944 - PR FAX
Seating Capacity: 33,991
Website: www.redsox.com
Hotel in KC: The Fairmont

2003 Notes: The Royals dropped the season series to Boston, 5-1, marking the 1st season in the history of the series that the Royals were held to just 1 win over the Red Sox...the Red Sox opened the season series by sweeping KC in a 3-game series at Boston, marking the 1st 3-game sweep of the Royals at Fenway Park since May 15-17, 1998...it also marked the 2nd-straight year that the Red Sox have swept a series from the Royals (also at KC, April 19-21, 2002)...despite losing 5 of 6 games, the Royals lead in the Central Division was only cut 1.0 game during that stretch...the Red Sox hold a 32-17 edge over the Royals the past 6 years, including a 17-8 mark at Kauffman Stadium...Kansas City is 106-82 all-time against the Red Sox at home, a .568 winning percentage...the Royals and Red Sox completed their season series in a span of 9 days.

Last 2 game Sweep By Royals: at KC--May 13-14, 1997; at Boston--May 5-6, 1997
Last 3 game Sweep By Royals: at KC--Aug. 5-7, 1991; at Boston--April 26-28, 1996
Last 4 game Sweep By Royals: at KC--none; at Boston--none
Last 2 game Sweep By Red Sox: at KC--none; at Boston--May 8-9, 1978
Last 3 game Sweep By Red Sox: at KC--April 19-21, 2002; at Boston--April 29-May 1, 2003
Last 4 game Sweep By Red Sox: at KC--none; at Boston--July 15-17, 1988
Series Swept By Kansas City: 2-Game: 4; 3-Game: 11
Series Swept By Boston: 2-Game: 4; 3-Game: 12; 4-Game: 1
Longest Winning Streak: by KC--12, Aug. 23, 1970-Aug. 25, 1971
 by Boston--7, twice, latest May 8-Aug. 11, 1998
Most Runs, Game: by KC--13, 8 times, latest 13-4, July 15, 1990 at Boston
 by Boston--22, 22-11, April 12, 1994 at KC
Widest Margin Victory: by KC--11 runs, 13-2, Aug. 2, 1986 at Boston
 by Boston--14 runs, 18-4, April 13, 1983 at Boston

2003 Results (Boston won series 5-1)

Gm	Date	Site	W/L	Score	Winner	Loser	Record	Pos.	GB
23	4/29	BOS	L	2-7	Wakefield	George (3-2)	17-6	1	+4.5
24	4/30	BOS	L	4-5	Embree	MacDougal (1-2)	17-7	1	+4.5
25	5/1	BOS	L	5-6	Shiel	Grimmsley (1-2)	17-8	1	+3.5
29	5/5	KC	W	7-6	Lopez (4-0)	Lyon	20-9	1	+5.5
30	5/6	KC	L	3-7	Fossum	Affeldt (2-1)	20-10	1	+4.5
31	5/7	KC	L	6-9	Woodard	Lopez (4-1)	20-11	1	+3.5

All-Time Results

Year	Home	Road	Total	Year	Home	Road	Total	Year	Home	Road	Total
1969	2-4	0-6	2-10	1981	1-2	2-1	3-3	1993	1-5	6-0	7-5
1970	3-3	2-4	5-7	1982	4-2	2-4	6-6	1994	1-2	1-2	2-4
1971	5-1	6-0	11-1	1983	4-2	3-3	7-5	1995	1-2	1-1	2-3
1972	4-2	2-4	6-6	1984	5-1	4-2	9-3	1996	4-2	5-1	9-3
1973	4-2	0-6	4-8	1985	3-3	4-2	7-5	1997	5-1	3-2	8-3
1974	4-2	4-2	8-4	1986	3-3	3-3	6-6	1998	2-4	1-4	3-8
1975	2-4	3-3	5-7	1987	4-2	2-4	6-6	1999	1-5	1-3	2-8
1976	5-1	4-2	9-3	1988	4-2	2-4	6-6	2000	2-2	4-2	6-4
1977	4-1	1-4	5-5	1989	4-2	4-2	8-4	2001	1-2	2-1	3-3
1978	4-1	2-3	6-4	1990	4-2	4-2	8-4	2002	0-3	2-1	2-4
1979	4-2	0-6	4-8	1991	4-2	1-5	5-7	2003	1-2	0-3	1-5
1980	3-3	4-2	7-5	1992	3-3	2-4	5-7	Totals	106-82	87-98	193-180

Chicago White Sox



Senior VP & General Manager: Ken Williams
Field Manager: Ozzie Guillen
Director of Public Relations: Scott Reifert
Manager of Public Relations: Bob Beghtol
Manager of Team Travel: Ed Cassin

U.S. Cellular Field
 333 West 35th Street • Chicago, IL 60616
 (312) 674-1000 • (312) 674-5116 - PR FAX
Seating Capacity: 45,887
Website: www.whitesox.com
Hotel in KC: The Fairmont

2003 Notes: The White Sox won the season series (11-8), the 8th time in 9 years they have had a non-losing record vs. the Royals...KC's sub .500 record vs. Chicago was the club's only losing record vs. an A.L. Central opponent...the Royals have lost the series in 3-straight seasons, posting a 21-36 mark vs. the White Sox since the beginning of the 2001 campaign...the Royals opened 2003 with a 3-game sweep over the White Sox at Kauffman Stadium, marking the club's 1st 3-game sweep of Chicago since May 5-7, 2000 in KC, and went on to win the 1st 4 games of the 2003 season series...however, KC then lost 5 straight and 11 of the final 15...the White Sox won the final 3 games of a 4-game series in KC to end the season and clinch 2nd place in the A.L. Central...Chicago is now 43-23 at Kauffman Stadium since 1995...the Royals have a 12-year record of 41-50 at U.S. Cellular Field...the White Sox hold the lead in the all-time series (255-243).

Last 2 game Sweep By Royals:

Last 3 game Sweep By Royals:

Last 4 game Sweep By Royals:

Last 2 game Sweep By White Sox:

Last 3 game Sweep By White Sox:

Last 4 game Sweep By White Sox:

Series Sweep By Kansas City:

Series Sweep By Chicago:

Longest Winning Streak:

at KC--July 17-18, 2002; at Chicago--Sept. 26-27, 1972

at KC--March 31-April 3, 2003; at Chicago--April 9-11, 1999

at Kansas City--July 25-28, 1994; at Chicago--none

at KC--June 3-4, 1998; at Chicago--Aug. 31 & Sept. 1, 1983

at KC--July 29-31, 2003; at Chicago--July 26-28, 2002

at KC--July 10-13, 1997; at Chicago--May 30-June 2, 1985

2-game: 4; 3-game: 16; 4-game: 1

2-game: 6; 3-game: 13; 4-game: 2

by KC--6, twice, latest May 31, 1982-Aug. 21, 1982

by Chicago--10, June 23-Sept. 26, 1997

by KC--14, 14-5, May 13, 1979 at Chicago

by Chicago--19, 19-3, Sept. 27, 2003 at KC

by KC--12 runs, 12-0, Aug. 3, 1978 at KC

by Chicago--16 runs, Sept. 27, 2003 at KC

Most Runs, Game:

Widest Margin Victory:

2003 Results (Chicago won series 11-8)

Gm	Date	Site	W/L	Score	Winner	Loser	Record	Pos.	GB
1	3/31	KC	W	3-0	Hernandez (1-0)	Buehrle	1-0	T1	--
2	4/2	KC	W	5-4	Lopez (1-0)	White	2-0	T1	--
3	4/3	KC	W	12-6	Bukvich (1-0)	Gordon	3-0	T1	--
13	4/15	CHI	W	8-5	Lopez (2-0)	Koch	11-1	1	+4.5
14	4/16	CHI	L	3-4	Gordon	Grimsley (0-1)	11-2	1	+3.5
15	4/17	CHI	L	2-8	Loaiza	George (2-1)	11-3	1	+2.5
104	7/29	KC	L	6-9	Buehrle	May (5-5)	57-48	1	+3.0
105	7/30	KC	L	4-15	Garland	Hernandez (5-4)	57-48	1	+2.0
106	7/31	KC	L	6-8 (11)	Schoeneweis	Field (1-1)	57-49	1	+1.0
110	8/4	CHI	W	13-9	Hernandez (6-4)	Schoeneweis	60-50	1	+3.0
111	8/5	CHI	L	4-5	Loaiza	Snyder (1-6)	60-51	1	+2.0
112	8/6	CHI	L	3-4	Colon	Wilson (5-2)	60-52	1	+1.0
153	9/19	CHI	L	5-8	Buehrle	Carrasco (6-5)	79-74	3	-5.5
154	9/20	CHI	W	7-1	Anderson (13-11)	Loaiza	80-74	3	-5.5
155	9/21	CHI	W	10-4	May (10-7)	Garland	81-74	T2	-5.5
159	9/25	KC	W	7-3	Anderson (14-11)	Wright	83-76	T2	-6.0
160	9/26	KC	L	2-11	Garland	May (10-8)	83-77	3	-7.0
161	9/27	KC	L	3-19	Colon	Wright (1-2)	83-78	3	-7.0
162	9/28	KC	L	1-5	Loaiza	Lima (8-3)	83-79	3	-7.0

All-Time Series Results

Year	Home	Road	Total	Year	Home	Road	Total	Year	Home	Road	Total
1969	6-3	4-5	10-8	1981	---	0-2	0-2	1993	2-4	5-2	7-6
1970	5-2	6-5	11-7	1982	6-1	4-2	10-3	1994	4-0	3-3	7-3
1971	5-4	4-5	9-9	1983	2-4	2-5	4-9	1995	2-4	3-4	5-8
1972	6-2	3-6	9-8	1984	5-2	3-3	8-5	1996	2-5	4-2	6-7
1973	4-5	8-1	12-6	1985	6-0	2-5	8-5	1997	0-6	1-5	1-11
1974	4-5	3-6	7-11	1986	4-3	2-4	6-7	1998	1-5	3-3	4-8
1975	5-4	4-5	9-9	1987	3-3	4-3	7-6	1999	2-4	4-2	6-6
1976	6-3	4-5	10-8	1988	4-3	2-4	6-7	2000	4-2	3-3	7-5
1977	5-2	2-6	7-8	1989	4-2	3-4	7-6	2001	3-7	2-7	5-14
1978	4-4	3-4	7-8	1990	4-3	0-6	4-9	2002	5-4	3-7	8-11
1979	4-2	4-3	8-5	1991	3-3	3-4	6-7	2003	4-6	4-5	8-11
1980	5-2	3-3	8-5	1992	3-4	3-3	6-7	Totals	132-113	111-142	243-255

Cleveland Indians



Executive VP & General Manager: Mark Shapiro
Field Manager: Eric Wedge
Director, Media Relations: Bart Swain
Manager, Media Relations: Curtis Danburg
Director, Team Travel: Mike Seghi

Jacobs Field

2401 Ontario Street • Cleveland, OH 44115
 (216) 420-4200 • (216) 420-4396 • PR FAX
Seating Capacity: 43,368
Website: www.indians.com
Hotel in KC: The Fairmont

2003 Notes: KC took 13 of 19 games from the Indians in 2003 and won the season series for the 2nd-straight year...the Royals took the 1st 4 games against the Tribe, including a 2-game sweep at Kauffman Stadium from April 4-5 in the midst of the club's season-opening 9-game win streak...the Royals won 8 of the 1st 9 meetings with Cleveland, before the Indians swept both ends of a doubleheader in KC on June 30...the Royals hit .287 on the season vs. the Tribe, the club's highest mark against any division opponent, while posting a 3.23 ERA in the 19 games...the Indians now own a 9-year mark of 72-57 vs. the Royals...KC went 8-2 at Jacobs Field, marking its 1st winning mark at Cleveland since 1994 (3-0)...the Royals are 29-40 at Jacobs Field since it opened in 1994...the Royals were 5-4 at home and have a 30-27 home record over the last 8 years.

Last 2 game Sweep by Royals:

Last 3 game Sweep by Royals:

Last 4 game Sweep by Royals:

Last 2 game Sweep by Indians:

Last 3 game Sweep by Indians:

Last 4 game Sweep by Indians:

Series Sweep By Kansas City:

Series Sweep By Cleveland:

Longest Winning Streak:

at KC--April 4-5, 2003; at Cleveland--July 19-20, 2000

at KC--May 9-12, 2002; at Cleveland--June 24-26, 2003

at KC--none; at Cleveland--June 15-17, 1973

at KC--June 7 & 9, 1974; at Cleveland--April 12-13, 2002

at KC--May 1-3, 2001; at Cleveland--Sept. 27-29, 2002

at Kansas City--none; at Cleveland--none

2-game: 10; 3-game: 9; 4-game: 1

2-game: 6; 3-game: 16

by KC--9, June 1, 1973-Aug. 15, 1973

by Cleveland--8, May 8-Sept. 23, 1995

by KC--15, 15-7, April 27, 1979 at KC

by Cleveland--17, 3 times, latest, 17-7, Oct. 1, 1995 at Cleveland

by KC--11 runs, 13-2, Aug. 27, 1974 at KC

by Cleveland--16 runs, 16-0, May 11, 2000 at Cleveland

Most Runs, Game:

Widest Margin Victory:

2003 Results (Kansas City win series 13-6)

Gm	Date	Site	W/L	Score	Winner	Loser	Record	Pos.	GB
4	4/4	KC	W	5-1	George (1-0)	Davis	4-0	1	+1.0
5	4/5	KC	W	3-1	Hernandez (2-0)	Sabathia	5-0	1	+2.0
	4/6	KC		Postponed due to inclement weather - Rescheduled as part of a doubleheader on June 30					
8	4/11	CLE	W	1-0	Hernandez (3-0)	Westbrook	8-0	1	+3.0
9	4/12	CLE	W	5-2	George (2-0)	Sabathia	9-0	1	+4.0
10	4/13	CLE	L	1-6	Rodriguez	May (0-1)	9-1	1	+3.0
11	4/14	CLE	W	12-4	Affeldt (2-0)	Anderson	10-1	1	+3.5
73	6/24	CLE	W	3-1	George (9-4)	Davis	39-34	-	--
74	6/25	CLE	W	3-1 (10)	Gilfillan (2-0)	Riske	40-34	T1	--
75	6/26	CLE	W	4-1	Lima (2-0)	Rodriguez	41-34	1	+1.0
79	6/30	KC (Gm1)	L	5-10	Lee	Voyles (0-1)	42-37	-	--
80	6/30	KC (Gm2)	L	5-8	Anderson	Walrond (0-2)	42-38	2	-0.5
81	7/1	KC	W	6-3	Lima (3-0)	Rodriguez	43-38	1	+0.5
82	7/2	KC	W	8-2	May (2-4)	Traber	44-38	1	+1.5
143	9/9	KC	L	1-7	Davis	Gobble (3-4)	73-70	3	4.5
144	9/10	KC	W	9-7	Wilson (6-3)	Santiago	74-70	3	-3.5
145	9/11	KC	L	5-6	Baez	Grimsley (2-6)	74-71	3	-3.5
150	9/16	CLE	W	12-8	May (9-7)	Traber	78-72	3	-3.5
151	9/17	CLE	L	1-9	Westbrook	Abbott (1-2)	78-73	3	-4.5
152	9/18	CLE	W	3-2	Lima (8-1)	Sabathia	79-73	3	-4.5

All-Time Series Results

Year	Home	Road	Total	Year	Home	Road	Total	Year	Home	Road	Total
1969	3-3	2-4	5-7	1981	0-3	4-1	4-4	1993	3-3	2-4	5-7
1970	1-5	3-3	4-8	1982	6-0	4-2	10-2	1994	1-1	3-0	4-1
1971	5-1	5-1	10-2	1983	3-3	2-4	5-7	1995	1-5	0-6	1-11
1972	3-3	3-3	6-6	1984	2-4	4-2	6-6	1996	4-2	2-5	6-7
1973	5-1	5-1	10-2	1985	5-1	5-1	10-2	1997	3-2	0-6	3-8
1974	1-5	3-3	4-8	1986	4-2	0-6	4-8	1998	1-5	3-3	4-8
1975	3-3	3-3	6-6	1987	4-2	2-4	6-6	1999	3-3	2-4	5-7
1976	4-2	2-4	6-6	1988	3-3	3-3	6-6	2000	4-2	3-3	7-5
1977	3-2	4-1	7-3	1989	3-3	1-5	4-8	2001	3-6	5-5	8-11
1978	5-1	1-4	6-5	1990	3-3	3-3	6-6	2002	7-3	3-6	10-9
1979	4-2	2-4	6-6	1991	4-2	4-2	8-4	2003	5-4	8-2	13-6
1980	3-3	4-2	7-5	1992	5-1	2-4	7-5	Totals	117-94	102-114	219-208

Detroit Tigers



President, CEO & GM: David Dombrowski
Field Manager: Alan Trammell
Senior Director, Communications: Cliff Russell
Media Relations Coordinator: Brian Britten
Traveling Secretary: Bill Brown

Comerica Park
 2100 Woodward Avenue • Detroit, MI 48201
 (313) 471-2000 • (313) 471-2138 - PR FAX
Seating Capacity: 40,120
Website: www.detroittigers.com
Hotel in KC: Westin

2003 Notes: KC won 14 of 19 games against the Tigers in 2003, tying a club record for most wins against a single club in a season (also 1975 vs. Anaheim, 14-4 and 1975 vs. Texas, 14-4)...the Royals won their 1st 7 games against Detroit before going 7-5 in the final 12 meetings...KC has won the season series for 4-straight years, posting a 42-27 record since 2000...despite losing the last 2 games of the season VS. the Tigers, the Royals went 7-3 at Kauffman Stadium and are 25-7 at home against Detroit since Sept. 26, 2000...KC is 38-35 at Detroit the past 11 seasons, posting a 7-23 mark there from 1988-92 and a 4-year record of 17-17 at Comerica Park...KC is 224-200 all-time against the Tigers.

Last 2 game Sweep By Royals: at KC--April 14-15, 1987; at Detroit--April 9-10, 2003
Last 3 game Sweep By Royals: at KC--April 18-20, 2003; at Detroit--Aug. 4-6, 1980
Last 4 game Sweep By Royals: at KC--Aug. 10-12, 1979; at Detroit--Aug. 3-5, 1984
Last 2 game Sweep By Tigers: at KC--April 13-14, 1985; at Detroit--July 21 & 22, 1999
Last 3 game Sweep By Tigers: at KC--June 30-July 2, 2000; at Detroit--July 23-25, 2002
Last 4 game Sweep By Tigers: at KC--none; at Detroit--none
Series Sweep By Kansas City: 2-game: 9; 3-game: 11; 4-game: 2
Series Sweep By Detroit: 2-game: 5; 3-game: 15
Longest Winning Streak: by KC--7, April 9-July 4, 2003
 by Detroit--6, 3 times, latest July 8, 1990-May 8, 1991

Most Runs, Game:

by KC--21, 21-7, June 15, 1976 at Detroit
 by Detroit--17, 17-0, Sept 19, 1991 at KC
 by KC--15 runs, 17-2, Sept. 24, 2002 at KC
 by Detroit--17 runs, 17-0, July 19, 1991 at KC

Widest Margin Victory:

2003 Results (Kansas City won series 14-5)

Gm	Date	Site	W/L	Score	Winner	Loser	Record	Pos.	GB
4/8	4/8	DET	W	9-6	Affeldt (1-0)	Bonderman	6-0	1	+3.0
6	4/9	DET	W	4-2	Asencio (1-0)	Maroth	7-0	1	+3.0
7	4/10	DET	W	4-3 (11)	Carrasco (1-0)	Anderson	12-3	1	+2.5
15	4/18	KC	W	9-2	Lopez (3-0)	Knotts	13-3	1	+2.5
16	4/19	KC	W	4-3	MacDougal (1-0)	Maroth	14-3	1	+3.5
83	7/3	KC	W	3-2	Affeldt (5-4)	Bonderman	45-38	1	+2.5
81	7/4	KC	W	9-8	Field (1-0)	Cornejo	46-38	1	+2.5
85	7/5	KC	L	5-9	Maroth	Voyles (0-2)	46-39	1	+2.5
86	7/6	KC	W	5-3	Lima (4-0)	Roney	47-39	1	+3.5
101	7/25	DET	W	8-3	Hernandez (5-3)	Ledezma	56-45	1	+4.0
102	7/26	DET	L	1-5	Bonderman	Snyder (1-5)	56-46	1	+4.0
103	7/27	DET	W	5-1	Lima (7-0)	Maroth	57-46	1	+4.0
146	9/12	DET	L	0-3	Maroth	Abbott (1-1)	74-72	3	-3.5
147	9/13	DET	W	7-0	Wright (C, 1-1)	Mears	75-72	3	-3.5
148	9/14	DET	W	7-2	Gobble (4-4)	Robertson	76-72	3	-3.5
149	9/15	DET	W	10-4	Anderson (12-11)	Knotts	77-72	3	-3.5
156	9/22	KC	W	12-6	Affeldt (7-6)	Knotts	82-74	T2	-5.0
157	9/23	KC	L	6-15	Maroth	Lima (8-2)	82-75	T2	-6.0
158	9/24	KC	L	3-4	Loux	Gobble (4-5)	82-76	3	-7.0

All-Time Series Results

Year	Home	Road	Total	Year	Home	Road	Total	Year	Home	Road	Total
1969	2-4	2-4	4-8	1981	0-2	2-1	2-3	1993	3-3	4-2	7-5
1970	2-4	4-2	6-6	1982	4-2	2-4	6-6	1994	4-2	4-2	8-4
1971	3-3	1-5	4-8	1983	3-3	2-4	5-7	1995	3-0	1-3	4-3
1972	3-3	2-4	5-7	1984	0-6	5-1	5-7	1996	2-4	4-2	6-6
1973	4-2	4-2	8-4	1985	3-3	4-2	7-5	1997	2-4	3-2	5-6
1974	2-4	3-3	5-7	1986	4-2	3-3	7-5	1998	2-4	4-2	6-6
1975	3-3	3-3	6-6	1987	3-3	4-2	7-5	1999	3-2	1-5	4-7
1976	4-2	4-2	8-4	1988	4-2	0-6	4-8	2000	3-3	4-2	7-5
1977	3-2	5-1	8-3	1989	6-0	0-6	6-6	2001	8-2	3-6	11-8
1978	4-1	2-3	6-4	1990	4-2	3-3	7-5	2002	7-2	3-7	10-9
1979	5-1	2-4	7-5	1991	2-4	2-4	4-8	2003	7-3	7-2	14-5
1980	5-1	5-1	10-2	1992	3-3	2-4	5-7	Totals	120-91	104-109	224-200

Minnesota Twins



Vice President & General Manager: Terry Ryan
Field Manager: Ron Gardenhire
Media Relations Manager: Sean Harlin
Assistant Media Relations Manager: Mike Herman
Traveling Secretary: Remzi Kiratli

Hubert H. Humphrey Metrodome
 34 Kirby Puckett Place • Minneapolis, MN 55415
 (612) 375-1366 • (612) 375-7473 - PR FAX
Seating Capacity: 45,423
Website: www.twinsbaseball.com
Hotel in KC: The Fairmont

2003 Notes: The Royals took the season series from the Twins, 11-8, for their 1st season series win over Minnesota since 2000 (7-5)...KC won the 1st 3 meetings of the season and 7 of the 1st 9...the Twins then won 6 of the last 10 games...10 of the 19 games in the season series were decided by 2 runs or less, with KC going 8-2 in those games...Kansas City posted a 5-5 record at the Metrodome, marking the most wins in Minnesota since 1998 (5-1)...the Royals are 70-79 at the Metrodome since it opened in 1982 and are 56-54 in the last 16 campaigns in the Twin Cities...the Royals went 6-3 at Kauffman Stadium, marking just the 3rd time in 13 years that the club has had a winning home record vs. the Twins...KC went 5-0 in their 1st 5 games of the season at home vs. Minnesota...the Royals own 254 wins over the Twins, the most against any big league team.

Last 2 game Sweep By Royals:
Last 3 game Sweep By Royals:
Last 4 game Sweep By Royals:
Last 2 game Sweep By Twins:
Last 3 game Sweep By Twins:
Last 4 game Sweep By Twins:
Series Sweep By Kansas City:
Series Sweep By Minnesota:
Longest Winning Streak:

at KC--Sept. 8-9, 1986; at Minnesota--July 4-5, 1973
 at KC--July 29-31, 1994; at Minnesota--Aug. 4-6, 1998
 at KC--Aug. 4-7, 1975; at Minnesota--May 7-10, 1999
 at KC--April 1 & 3, 2002; at Minnesota--Aug. 1-2, 1977
 at KC--Aug. 24-26, 2001; at Minnesota--Aug. 27-29, 1999
 at KC--none; at Minnesota--June 29-July 2, 1970
 2-game: 9; 3-game: 14; 4-game: 1
 2-game: 5; 3-game: 14; 4-game: 1
 by KC--7, Sept. 28, 1981-June 9, 1982
 by Minnesota--7, Sept. 22, 1969-May 20, 1970

Most Runs, Game:

by KC--23, 23-6, April 6, 1974 at KC
 by Minnesota--18, 18-3, Sept. 10, 1976 at Minnesota

Widest Margin Victory:

by KC--17 runs, 23-6, April 6, 1974 at KC
 by Minnesota--15 runs, 18-3, Sept. 10, 1976 at Minnesota

2003 Results (Kansas City won series 11-8)

Gm	Date	Site	W/L	Score	Winner	Loser	Record	Pos.	GB
18	4/22	KC	W	4-3	Hernandez (4-0)	Rogers	15-8	1	+4.0
19	4/23	KC	Postponed due to inclement weather - Rescheduled for June 16						
19	4/24	KC	W	2-1	George (3-1)	Radke	16-3	1	+5.5
36	5/12	MIN	W	3-2	Affeldt (3-1)	Mays	23-13	1	+3.5
37	5/13	MIN	L	2-4	Hawkins	Lopez (4-2)	23-14	1	+2.5
38	5/14	MIN	L	0-7	Reed	Hernandez (4-3)	23-15	1	+1.5
39	5/15	MIN	W	9-5 (14)	Carrasco (3-1)	Santana	24-15	1	+2.5
66	6/16	KC	W	9-8	MacDougal (3-3)	Guardado	34-32	2	-3.0
67	6/17	KC	W	14-7	Wilson (3-0)	Rogers	35-32	2	-2.0
68	6/18	KC	W	8-6	George (8-4)	Reed	36-32	2	-1.0
69	6/19	KC	L	2-16	Mays	Snyder (1-4)	36-33	2	-2.0
99	7/23	MIN	W	8-3	Affeldt (6-5)	Santana	55-44	1	+5.0
100	7/24	MIN	L	2-6	Hawkins	Grimsley (3-4)	55-45	1	+4.0
120	8/15	KC	L	2-9	Rogers	Gobble (2-1)	64-56	1	+2.0
121	8/15	KC	L	5-14	Lohse	Hernandez (7-5)	64-57	1	+2.0
122	8/16	KC	W	5-4	May (6-6)	Reed	65-57	1	+3.0
126	8/21	MIN	L	3-4	Rogers	Levine (3-6)	65-61	3	-1.0
127	8/22	MIN	W	3-2	May (7-6)	Lohse	66-61	2	-1.0
128	8/23	MIN	W	4-3	Carrasco (5-4)	Mays	67-61	2	-1.0
129	8/24	MIN	L	1-8	Santana	Lloyd (0-2)	67-62	2	-1.0

All-Time Series Results

Year	Home	Road	Total	Year	Home	Road	Total	Year	Home	Road	Total
1969	5-4	3-6	8-10	1981	4-3	5-1	9-4	1993	3-4	4-2	7-6
1970	4-5	1-8	5-13	1982	4-2	3-4	7-6	1994	4-2	2-2	6-4
1971	5-4	4-5	9-9	1983	5-2	1-5	6-7	1995	2-5	4-2	6-7
1972	5-4	4-5	9-9	1984	2-4	4-3	6-7	1996	3-3	3-4	6-7
1973	4-5	5-4	9-9	1985	5-2	2-4	7-6	1997	3-3	4-2	7-5
1974	5-4	3-6	8-10	1986	4-2	2-5	6-7	1998	2-4	5-1	7-5
1975	8-1	3-6	11-7	1987	6-1	2-4	8-5	1999	1-5	4-3	5-8
1976	5-4	5-4	10-8	1988	3-3	4-3	7-6	2000	5-1	2-4	7-5
1977	6-2	4-3	10-5	1989	4-3	3-3	7-6	2001	3-6	3-7	6-13
1978	3-4	4-4	7-8	1990	5-1	3-4	8-5	2002	2-8	3-6	5-14
1979	3-4	4-2	7-6	1991	2-5	4-2	6-7	2003	6-3	5-5	11-8
1980	3-3	2-5	5-8	1992	3-3	3-4	6-7	Totals	137-119	117-138	254-257

New York Yankees



Sr. VP & General Manager: Brian Cashman
Field Manager: Joe Torre
Director, Media Relations: Rick Cerrone
Assistant Director, Media Relations: Jason Zillo
Traveling Secretary: David Szen

Yankee Stadium
 161st Street & River Ave. • Bronx, NY 10451
 (718) 293-4300 • (718) 293-8414 - PR FAX
Seating Capacity: 57,478
Website: www.yankees.com
Hotel in KC: The Fairmont

2003 Notes: The Yankees won the season series for the 4th-straight season and for the 8th time in 9 years...the 2 teams did not meet until Aug. 11 and had the season series completed by Aug. 20...Kansas City's win in the 1st game between the 2 teams snapped a 7-game losing streak to the Yankees at Kauffman Stadium...the Royals went on to win a series in Kansas City for the 1st time since the 1993 campaign (4-2)...the Yankees then swept a 3-game series in the Bronx for the 2nd time in 3 years...despite losing the season series, the Royals hit at a .326 clip in the 6 games against New York, the club's highest mark against American League team on the season...however, the Kansas City pitching staff managed only a 7.06 ERA...the Yankees hold a 31-8 record vs. the Royals at New York and a 28-12 mark in Kansas City since 1995...KC's winning percentage of .419 (160-222) vs. New York is its lowest against any A.L. club.

- Last 2 game Sweep By Royals:** at KC--none; at New York--June 4 & 6, 1982
Last 3 game Sweep By Royals: at KC--July 2-4, 1990; at New York--June 3-5, 1994
Last 4 game Sweep By Royals: at KC--none; at New York--none
Last 2 game Sweep By Yankees: at KC--Aug. 17-18, 1998; at New York--April 9 & 11, 1996
Last 3 game Sweep By Yankees: at KC--Aug. 13-15, 2002; at New York--Aug. 18-20, 2003
Last 4 game Sweep By Yankees: at KC--none; at New York--Aug. 7-9, 1998
Series Sweep By Kansas City: 2-game: 1; 3-game: 9
Series Sweep By New York: 2-game: 6; 3-game: 17; 4-game: 1; 5-game: 1
Longest Winning Streak: by KC--5, twice, latest May 26-July 4, 1990
 by NY--12, Aug. 13, 1997-Aug. 18, 1998
 by KC--15, 15-4, April 5, 1984 at KC
 by New York--18, 18-7, Sept. 5, 1982 at KC
Most Runs, Game: by KC--13 runs, 14-1, June 6, 1982 at New York
 by NY--14 runs, 15-1, July 26, 1996 at New York
Widest Margin Victory:

2003 Results (New York won series 4-2)

Gm	Date	Site	W/L	Score	Winner	Loser	Record	Pos.	GB
111	8/11	KC	W	12-9	Carrasco (4-4)	Hitchcock	63-54	1	+1.5
112	8/12	KC	L	0-6	Mussina	May (5-6)	63-55	1	+0.5
113	8/13	KC	W	11-0	Appier (8-8)	Weaver	64-55	1	+2.0
123	8/18	NY	L	6-11	Weaver	Lima (7-1)	65-58	1	+2.0
124	8/19	NY	L	3-6	Pettitte	Appier (8-9)	65-59	1	+1.0
125	8/20	NY	L	7-8	Clemens	Gobble (2-2)	65-60	T1	--

All-Time Series Results

Year	Home	Road	Total	Year	Home	Road	Total	Year	Home	Road	Total
1969	2-4	3-3	5-7	1981	1-5	1-5	2-10	1993	4-2	2-4	6-6
1970	1-5	0-6	1-11	1982	2-4	3-3	5-7	1994	1-2	3-0	4-2
1971	3-3	2-4	5-7	1983	3-3	3-3	6-6	1995	2-4	1-3	3-7
1972	5-1	2-4	7-5	1984	5-1	0-6	5-7	1996	3-3	1-5	4-8
1973	4-2	2-4	6-6	1985	4-2	1-5	5-7	1997	1-4	2-4	3-8
1974	2-4	2-4	4-8	1986	2-4	2-4	4-8	1998	0-5	0-5	0-10
1975	4-2	3-3	7-5	1987	5-1	0-6	5-7	1999	3-3	2-1	5-4
1976	3-3	4-2	7-5	1988	2-4	4-2	6-6	2000	1-2	1-5	2-7
1977	4-1	1-4	5-5	1989	3-3	3-3	6-6	2001	0-3	0-3	0-6
1978	3-2	3-3	6-5	1990	5-1	3-3	8-4	2002	0-3	1-2	1-5
1979	2-4	3-3	5-7	1991	3-3	4-2	7-5	2003	2-1	0-3	2-4
1980	4-2	4-2	8-4	1992	3-3	2-4	5-7	Totals	92-99	68-123	160-222

Oakland Athletics



Vice President & General Manager: Billy Beane
Field Manager: Ken Macha
Director of Public Relations: Jim Young
Baseball Information Manager: Mike Selleck
Director of Team Travel: Mickey Morabito

Network Associates Coliseum
 7000 Coliseum Way • Oakland, CA 94621
 (510) 638-4900 • (510) 562-1633 - PR FAX
Seating Capacity: 43,662
Website: www.oaklandathletics.com
Hotel in KC: The Fairmont

2003 Notes: The Athletics won the season series for the 4th-straight season, taking 7 of 9 games from the Royals...Oakland has won 29 of 39 from the Royals over the past 4 seasons...Kansas City managed just a 1-5 record vs. the A's at Kauffman Stadium in 2003, including 4-straight losses from May 31-July 22... Oakland swept a 2-game series on July 21-22 for its 1st 2-game sweep in Kansas City since May 26-27, 1997...5 of the 9 games between the 2 teams were decided by 3 runs or less...Kris Wilson earned both of Kansas City's wins and also took the loss in the final meeting of the season between the 2 teams...the A's own a 17-4 record at Kauffman Stadium the last 3 years...KC is 13-28 in Oakland since 1996...the Royals have 256 losses to the A's, its most against any big league team.

Last 2 game Sweep By Royals: at KC--Sept. 14-15, 1998; at Oakland--Sept. 8-9, 1969
Last 3 game Sweep By Royals: at KC--May 18-20, 1999; at Oakland--June 14-16, 1988
Last 4 game Sweep By Royals: at KC--Aug. 1-4, 1994; at Oakland--none
Last 2 game Sweep By Athletics: at KC--July 21-22, 2003; at Oakland--Sept. 2 & 4, 2002
Last 3 game Sweep By Athletics: at KC--Aug. 26-28, 2002; at Oakland--May 25-27, 1999
Last 4 game Sweep By Athletics: at KC--none; at Oakland--Sept. 26-28, 1977
Series Sweep By Kansas City: 2-game: 3; 3-game: 6; 4-game: 3
Series Sweep By Oakland: 2-game: 10; 3-game: 11; 4-game: 1
Longest Winning Streak: by KC--8, Sept. 4, 1978-June 18, 1979

Most Runs, Game: by Oakland--7, July 7, 2002-May 23, 2003
 by KC--16, 6 times, latest 16-6, May 13, 1994 at KC
Widest Margin Victory: by Oakland--21, 21-3, June 18, 2000 at KC
 by KC--16 runs, 16-0, June 25, 1984 at KC
 by Oakland--18 runs, 21-3, June 18, 2000 at KC

2003 Results (Oakland won series 7-2)

Gm	Date	Site	W/L	Score	Winner	Loser	Record	Pos.	GB
46	5/23	OAK	L	1-4	Mulder	Snyder (0-2)	32,682	2	-1.5
47	5/24	OAK	W	3-1	Wilson (1-0)	Lilly	24,009	2	-1.5
48	5/25	OAK	L	3-4 (10)	Foulke	Carrasco (3-3)	37,705	2	-2.5
51	5/29	KC	L	1-6	Mulder	Snyder (0-3)	15,259	2	-4.5
52	5/30	KC	W	11-6	Wilson (2-0)	Hudson	22,172	2	-3.5
53	5/31	KC	L	6-7	Mecir	MacDougal (1-3)	31,650	2	-3.5
54	6/1	KC	L	4-6	Bradford	DeHart (0-1)	16,249	2	-3.5
97	7/21	KC	L	1-6	Rincon	Lowe (1-1)	22,627	1	+5.5
98	7/22	KC	L	0-10	Hudon	Wilson (5-1)	23,500	1	+5.0

All-Time Series Results

Year	Home	Road	Total	Year	Home	Road	Total	Year	Home	Road	Total
1969	3-6	5-4	8-10	1981	1-2	2-1	3-3	1993	4-2	2-5	6-7
1970	5-4	2-7	7-11	1982	4-3	3-3	7-6	1994	5-2	2-1	7-3
1971	3-6	2-7	5-13	1983	4-2	3-4	7-6	1995	1-5	4-3	5-8
1972	5-4	2-7	7-11	1984	3-4	2-4	5-8	1996	4-2	1-5	5-7
1973	5-4	3-6	8-10	1985	4-2	4-3	8-5	1997	1-5	2-3	3-8
1974	6-3	2-7	8-10	1986	4-3	4-2	8-5	1998	4-1	3-3	7-4
1975	6-3	1-8	7-11	1987	1-5	4-3	5-8	1999	5-1	1-5	6-6
1976	5-4	4-5	9-9	1988	4-3	4-2	8-5	2000	1-5	3-3	4-8
1977	6-1	3-5	9-6	1989	4-2	3-4	7-6	2001	2-4	1-2	3-6
1978	6-2	4-3	10-5	1990	3-4	1-5	4-9	2002	0-3	1-5	1-8
1979	5-1	4-3	9-4	1991	3-3	3-4	6-7	2003	1-5	1-2	2-7
1980	4-3	2-4	6-7	1992	3-4	1-5	4-9	Totals	125-113	89-143	214-256

Seattle Mariners



Executive VP & General Manager: Bill Bavasi
Field Manager: Bob Melvin
Director, Baseball Information: Tim Hevly
Asst. Dir., Baseball Information: Matt Roebuck
Director, Team Travel: Ron Spelley

Safeco Field
 P.O. Box 4100 • Seattle, WA 98104
 (206) 346-4000 • (206) 346-4400 - PR FAX
Seating Capacity: 47,116
Website: www.seattlemariners.com
Hotel in KC: The Fairmont

2003 Notes: Seattle won the season series for the 4th-straight year by taking 5 of 9 games from the Royals...the Mariners went 10-straight campaigns (1987-96) without winning a season series but have now won the season series over Kansas City in 6 of the last 7 years...the club went 1-2 at Safeco Field and own a 9-12 record at the new park...Kansas City and Seattle split the 6 games at Kauffman Stadium in 2003, but the Royals won 3 of the last 4 meetings between the 2 teams in Kansas City...since 1986, the Royals hold a 60-46 edge at Kauffman Stadium, including a 36-32 mark over the past 11 seasons...the Royals have won the season series in 18 of the 27 years the 2 clubs have played...the Royals .539 winning percentage over the Mariners is its highest against any American League team other than Tampa Bay, which joined the league in 1998.

- Last 2 game Sweep By Royals:** at KC--July 26-27, 1978; at Seattle--Sept. 18-19, 1978
Last 3 game Sweep By Royals: at KC--June 5-7, 1992; at Seattle--June 12-14, 1995
Last 4 game Sweep By Royals: at KC--June 2-5, 1988; at Seattle--Aug. 17-20, 1989
Last 2 game Sweep By Mariners: at KC--May 27-28, 2003; at Seattle--none
Last 3 game Sweep By Mariners: at KC--Sept. 6-8, 2002; at Seattle--April 21-23, 2000
Last 4 game Sweep By Mariners: at KC--May 25-28, 2001; at Seattle--none
Series Sweep By Kansas City: 2-game: 2; 3-game: 7; 4-game: 3
Series Sweep By Seattle: 2-game: 2; 3-game: 6; 4-game: 2
Longest Winning Streak: by Kansas City--12, May 23-Sept. 26, 1978
 by Seattle--10, June 14-Sept. 24, 1985
Most Runs, Game: by KC--16, 16-1, April 24, 1977 at Seattle
 by Seattle--18, 18-5, July 17, 1998 at Seattle
Widest Margin Victory: by Kansas City--15 runs, 16-1, April 24, 1977 at Seattle
 by Seattle--13 runs, twice, latest 18-5, July 17, 1998 at Seattle

2003 Results (Seattle won series 5-4)

Gm	Date	Site	W/L	Score	Winner	Loser	Record	Pos.	GB
43	5/20	SEA	L	4-7	Nelson	Carrasco (3-2)	24-19	2	-0.5
44	5/21	SEA	W	14-5	George (5-3)	Garcia	25-19	2	-0.5
45	5/22	SEA	L	1-5	Meche	Affeldt (3-2)	25-20	2	-1.5
49	5/27	KC	L	7-15	Garcia	George (5-4)	26-23	2	-3.5
50	5/28	KC	L	2-5	Moyer	Affeldt (3-3)	26-24	2	-4.5
93	7/17	KC	W	7-1	Lima (6-0)	Garcia	52-41	1	+7.5
91	7/18	KC	L	3-6	Rhodes	MacDougal (3-4)	52-42	1	+6.5
95	7/19	KC	W	5-1	May (5-4)	Meche	53-42	1	+6.5
96	7/20	KC	W	7-5	Wilson (5-0)	Rhodes	54-42	1	+6.5

All-Time Series Results

Year	Home	Road	Total	Year	Home	Road	Total	Year	Home	Road	Total
1977	4-3	7-1	11-4	1986	4-3	1-5	5-8	1995	4-2	3-3	7-5
1978	7-1	5-2	12-3	1987	4-2	5-2	9-4	1996	4-2	3-3	7-5
1979	2-4	5-2	7-6	1988	5-1	2-4	7-5	1997	3-2	2-4	5-6
1980	5-2	2-4	7-6	1989	3-3	6-1	9-4	1998	2-2	2-4	4-6
1981	3-3	3-4	6-7	1990	5-2	2-4	7-6	1999	3-3	4-2	7-5
1982	4-3	3-3	7-6	1991	3-3	4-3	7-6	2000	3-3	1-5	4-8
1983	4-2	4-3	8-5	1992	6-1	1-5	7-6	2001	1-5	2-1	3-6
1984	6-1	3-3	9-4	1993	4-2	3-4	7-6	2002	0-3	3-3	3-6
1985	0-6	3-4	3-10	1994	3-4	3-0	6-4	2003	3-3	1-2	4-5
				Totals				95-71 83-81 178-152			



Tampa Bay Devil Rays



Senior VP & General Manager: Chuck LaMar
Field Manager: Lou Piniella
VP of Public Relations: Rick Vaughn
Director of Media Relations: Chris Costello
Director of Team Travel: Jeff Ziegler

Tropicana Field
 One Tropicana Drive • St. Petersburg, FL 33705
 (727) 825-3137 • (727) 825-3111 - PR FAX
Seating Capacity: 44,445
Website: www.devilrays.com
Hotel in KC: The Fairmont

2003 Notes: The Royals won the season series (4-3) for the 4th time in 6 years over the Devil Rays...the 1st 5 games were all decided by 3 runs or less with Kansas City going 2-3 in those games...LHP Jimmy Gobble earned his 1st 2 Major League wins over Tampa Bay, allowing just 1 run in 12.1 innings in his 2 starts...the Royals lead the overall series, 27-23...they are 13-12 at home and 14-11 on the road.

Last 2 game Sweep By Royals: at KC--none; at Tampa Bay--May 13 & 14, 1998
Last 3 game Sweep By Royals: at KC--May 15-17, 2001; at Tampa Bay--Aug. 21-23, 1998
Last 4 game Sweep By Royals: at KC--none; at Tampa Bay--none
Last 2 game Sweep By Devil Rays: at KC--none; at Tampa Bay--none
Last 3 game Sweep By Devil Rays: at KC--none; at Tampa Bay--Aug. 20-22, 1999
Last 4 game Sweep By Devil Rays: at KC--July 27-30, 2000; at Tampa Bay--none
Series Sweep By Kansas City: 2-game: 1; 3-game: 2;
Series Sweep By Tampa Bay: 2-game: 0; 3-game: 1; 4-game: 1
Longest Winning Streak: by KC--4, 3 times, latest April 26-May 17, 2001
 by Tampa Bay--5, Aug. 14-22, 1999
Most Runs, Game: by KC--11, twice, latest, 11-5, Aug. 23, 1998 at TB
 by Tampa Bay--11, 11-4, Aug. 14, 1999 at KC
Widest Margin Victory: by KC--8, 10-2, May 14, 1998 at Tampa Bay
 by Tampa Bay--7, 11-4, Aug. 14, 1999 at KC

2003 Results (Kansas City won series 4-3)

Gm	Date	Site	W/L	Score	Winner	Loser	Record	Pos.	GB
107	8/1	KC	L	6-9	Backe	Lloyd (0-1)	57-50	T1	---
108	8/2	KC	W	10-8	Leskanic (1-0)	Malaska	58-50	1	+1.0
109	8/3	KC	W	2-0	Gobble (1-0)	Gonzalez	59-50	1	+2.0
113	8/7	TB	L	2-3	Gaudin	MacDougal (3-5)	60-53	1	+0.5
114	8/8	TB	L	0-4	Gonzalez	Appier (7-8)	60-54	2	-0.5
115	8/9	TB	W	6-2	Gobble (2-0)	Zambrano	61-54	1	+0.5
116	8/10	TB	W	7-3	Hernandez (7-4)	Sosa	62-54	1	+0.5

All-Time Series Results

Year	Home	Road	Total	Year	Home	Road	Total	Year	Home	Road	Total
1998	3-3	5-0	8-3	2000	2-4	3-1	5-5	2002	2-1	2-1	4-2
1999	1-3	1-5	2-8	2001	3-0	1-2	4-2	2003	2-1	2-2	4-3
								Totals	13-12	14-11	27-23

Texas Rangers



Executive VP & General Manager: John Hart
Field Manager: Buck Showalter
Sr. Director, Baseball Media Relations: Gregg Elkin
Manager, Baseball Media Relations: Rich Rice
Director, Travel: Chris Lyngos

The Ballpark in Arlington
 1000 Ballpark Way • Arlington, TX 76011
 (817) 273-5222 • (817) 273-5110 - PR FAX
Seating Capacity: 49,115
Website: www.texasrangers.com
Hotel in KC: The Fairmont

2003 Notes: Kansas City went 7-2 against the Texas Rangers in 2003 and pushed its record to 14-4 over the Rangers over the last 2 seasons...the Royals won the 1st 6 games of the 2003 series, extending their win streak over the Rangers to 9 games dating back to the 2002 season...it marks the longest home winning streak by the Royals over 1 team since defeating the Tigers in 9-straight games at Kauffman Stadium from Sept. 26, 2000-Aug. 12, 2001...it also marks the most wins over Texas since the 1995-96 seasons, when KC went 14-12 against the Rangers...KC posted its 1st back-to-back winning seasons over the Rangers since 1994-95...the Royals .777 winning percentage was tied for the best in series history, matching the same mark set in 1975 when the Royals were 14-4 against Texas and 2002 when KC was 7-2 vs. the Rangers...KC posted a 3-0 record at home and ran its record to 9-0 at Kauffman Stadium over the last 2 seasons, marking the 1st home sweeps by either team in the 32-year history...KC is 63-39 at home over the past 18 seasons and has had only 9 losing home campaigns in 32 years of play between the two clubs...Texas has had a non-losing record at home in 14 of the last 16 seasons posting a 54-37 record...the Royals are 21-31 after 10 seasons of play at the Ballpark in Arlington...the Royals held the potent Texas offense to 3 runs or less in 6 of the 9 games and shut out the Rangers, 9-0, in a complete-game effort from Darrell May on Aug. 27.

Last 2 game Sweep By Royals: at KC--Aug. 27-28, 1996; at Texas--July 4-5, 1977
Last 3 game Sweep By Royals: at KC--July 15-16, 2002; at Texas--July 11-13, 2003
Last 4 game Sweep By Royals: at KC--June 5-8, 1980; at Texas--none
Last 2 game Sweep By Rangers: at KC--April 16-17, 1997; at Texas--Sept. 8 & 9, 1998
Last 3 game Sweep By Rangers: at KC--none; at Texas--May 31-June 2, 1999
Last 4 game Sweep By Rangers: at KC--none; at Texas--Sept. 6-9, 1990
Series Sweep By Kansas City: 2-game: 6; 3-game: 8; 4-game: 2
Series Sweep By Texas: 2-game: 6; 3-game: 2; 4-game: 1
Longest Winning Streak: by KC--9, twice, latest July 15, 2002-Aug. 28, 2003
 by Texas--7, July 23, 1998-July 30, 1999
 by KC--15, 15-2, June 19, 1991 at Texas
 by Texas--16, 16-5, May 29, 1987 at KC
 by KC--13 runs, twice, latest 15-2, June 19, 1991 at Texas
 by Texas--11 runs, 4 times, latest 12-1, Sept. 6, 1990 at Texas

Most Runs, Game:

Widest Margin Victory:

2003 Results (Kansas City won series 7-2)

Gm	Date	Site	W/L	Score	Winner	Loser	Record	Pos.	GB
90	7/11	TEX	W	13-3	Wilson (4-0)	Dickey	49-41	1	+5.5
91	7/12	TEX	W	8-2	Lima (5-0)	Valdes	50-41	1	+6.5
92	7/13	TEX	W	8-2	May (4-4)	Mounce	51-41	1	+7.0
130	8/26	KC	W	9-2	Anderson (10-10)	Dickey	68-62	2	-1.0
131	8/27	KC	W	9-0	May (C, 8-6)	Lewis	69-62	2	-1.0
132	8/28	KC	W	6-5 (11)	Carrasco (6-4)	Ramirez	70-62	T1	--
136	9/1	TEX	L	3-7	Lewis	May (8-7)	70-65	T2	-2.0
137	9/2	TEX	L	7-8	Valdes	Affeldt (6-6)	70-66	3	-2.0
138	9/3	TEX	W	3-1	Gobble (3-3)	Thomson	71-66	3	-1.0

All-Time Series Results

Year	Home	Road	Total	Year	Home	Road	Total	Year	Home	Road	Total
1972	5-4	3-2	8-6	1983	6-1	2-4	8-5	1994	2-1	2-2	4-3
1973	7-2	4-5	11-7	1984	2-4	4-3	6-7	1995	5-2	3-4	8-6
1974	4-5	4-5	8-10	1985	4-3	2-4	6-7	1996	4-2	2-4	6-6
1975	8-1	6-3	14-4	1986	5-1	3-4	8-5	1997	3-3	3-2	6-5
1976	4-5	3-6	7-11	1987	3-4	4-2	7-6	1998	2-4	1-4	3-8
1977	4-4	4-3	8-7	1988	4-2	3-4	7-6	1999	3-1	1-5	4-6
1978	5-2	2-6	7-8	1989	5-2	3-3	8-5	2000	2-4	1-3	3-7
1979	2-5	4-2	6-7	1990	3-3	2-5	5-8	2001	1-2	3-3	4-5
1980	3-3	7-0	10-3	1991	4-3	3-3	7-6	2002	6-0	1-2	7-2
1981	1-2	2-2	3-4	1992	4-2	2-5	6-7	2003	3-0	4-2	7-2
1982	3-3	4-3	7-6	1993	4-3	3-3	7-6	Totals	121-83	95-108	216-191



Toronto Blue Jays



Senior VP, Baseball Ops. & GM: J.P. Ricciardi
Field Manager: Carlos Tosca
Director, Communications: Jay Stenhouse
Manager, Baseball Information: Mike Shaw
Manager, Team Travel: Bart Given

Skydome

One Blue Jay Way #3200 • Toronto, Ontario M5V1J1
 (416) 341-1000 • (416) 341-1250 - PR Fax
Seating Capacity: 50,516
Website: www.bluejays.com
Hotel in KC: The Fairmont

2003 NOTES: Toronto won the season series over the Royals, 5-1, marking the 6th time in 8 years that the Blue Jays have won the season series...Kansas City's 1 win against Toronto in 2003 was the fewest for the Royals in a single season in the history of the rivalry...the Royals suffered their largest blown lead in a loss of the 2003 campaign at Toronto on April 27...Kansas City led 8-1 after 6 innings before allowing 6 runs in the 9th in a 10-9 loss...Toronto collected an 18-1 win in its next meeting at Kansas City on May 16, setting club records for most runs and widest margin of victory ever over the Royals...the Blue Jays swept the Royals in a 3-game series at Kauffman Stadium for their 1st 3-game sweep in Kansas City since Aug. 22-24, 1997...the Blue Jays have a 25-13 record at Kauffman Stadium over the past 8 seasons and have won the last 6 meetings in Kansas City...the Royals allowed 51 runs in the 6 contests against Toronto in 2003 and managed just an 8.54 ERA, the club's highest mark against any opponent on the season.

- Last 2 game Sweep By Royals:** at KC--June 10-11, 1995; at Toronto--April 29-30, 1998
- Last 3 game Sweep By Royals:** at KC--July 2-4, 1993; at Toronto--none
- Last 4 game Sweep By Royals:** at KC--July 3-5, 1987; at Toronto--none
- Last 2 game Sweep By Blue Jays:** at KC--Sept. 1-2, 1998; at Toronto--Aug. 22 & 23, 2000
- Last 3 game Sweep By Blue Jays:** at KC--May 16-18, 2003; at Toronto--May 4-6, 1984
- Last 4 game Sweep By Blue Jays:** at KC--none; at Toronto--none
- Series Sweep By Kansas City:** 2-game: 8; 3-game: 4; 4-game: 2
- Series Sweep By Toronto:** 2-game: 5; 3-game: 6
- Longest Winning Streak:** by KC--7, Aug. 10, 1980-Aug. 17, 1981
by Toronto--5, 3 times, latest Aug. 10, 2000-April 14, 2001
by KC--16, 16-12, Aug. 6, 1979 at Toronto
by Toronto--18, 18-1, May 16, 2003 at KC
by KC--10, 11-1, Aug. 6, 1988 at Toronto
by Toronto--17, May 16, 2003 at KC

Most Runs, Game:

Widest Margin Victory:

2003 Results (Toronto won series 5-1)

Gm	Date	Site	W/L	Score	Winner	Loser	Record	Pos.	GB
20	4/25	TOR	L	5-6	Escobar	Carrasco (0-1)	16-4	1	+5.5
21	4/26	TOR	W	9-6	Grimsley (1-1)	Tam	17-4	1	+5.5
22	4/27	TOR	L	9-10	Politte	MacDougal (1-1)	17-5	1	+4.5
40	5/16	KC	L	1-18	Hendrickson	George (4-3)	24-16	1	+1.5
41	5/17	KC	L	4-7	Halladay	Grimsley (1-3)	24-17	1	+0.5
42	5/18	KC	L	3-4	Sturtze	Snyder (0-1)	24-18	2	-0.5

All-Time Series Results

Year	Home	Road	Total	Year	Home	Road	Total	Year	Home	Road	Total
1977	4-1	4-1	8-2	1986	2-4	3-3	5-7	1995	4-2	3-3	7-5
1978	2-3	3-2	5-5	1987	6-0	2-4	8-4	1996	2-5	3-3	5-8
1979	6-0	3-3	9-3	1988	2-4	2-4	4-8	1997	2-4	3-2	5-6
1980	5-1	4-2	9-3	1989	4-2	3-3	7-5	1998	2-3	4-2	6-5
1981	1-2	4-1	5-3	1990	2-4	3-3	5-7	1999	2-4	1-3	3-7
1982	3-3	1-5	4-8	1991	2-4	3-3	5-7	2000	2-2	1-4	3-6
1983	3-3	3-3	6-6	1992	3-3	2-4	5-7	2001	2-1	2-2	4-3
1984	4-2	1-5	5-7	1993	5-1	3-3	8-4	2002	1-3	2-1	3-4
1985	3-3	4-2	7-5	1994	3-3	3-3	6-6	2003	0-3	1-2	1-5
								Totals	77-70	71-76	148-146

St. Louis Cardinals



Senior VP & General Manager: Walt Jocketty
Field Manager: Tony La Russa
Director, Media Relations: Brian Bartow
Asst. to Director, Media Relations: Brad Hainje
Traveling Secretary: C.J. Cherre

Busch Stadium
 250 Stadium Plaza • St. Louis, MO 63102
 (314) 421-3060 • (314) 982-7399 - PR FAX
Seating Capacity: 49,814
Website: www.stlcardinals.com
Hotel in KC: The Fairmont

2003 Notes: The 2003 campaign marked the 2nd-straight season that the Cardinals and Royals have played in both cities...the Missouri rivals split the season series, 3-3, with each club taking 2 of 3 games at the visiting ballpark...St. Louis now leads the all-time interleague series, 14-13, since beginning play in 1997...16 of the 27 games have been decided by 3 runs or less...Jose Lima opened the season series defeating Matt Morris and the Cardinals, 10-4...it would be the 1st win in a stretch of 7-straight for Lima... KC won 3 of the 1st 4 games in the season series before the Cardinals exploded for 13 runs in each of the final 2 games at Kauffman Stadium to even the series...the Royals drew 118,806 fans for the 3-game series at Kauffman Stadium, marking the 4th-largest crowd for any 3-game home series in Royals history...the 40,347 fans in attendance for the middle game of the series were the most at Kauffman Stadium since 40,605 saw the Twins and Royals play on Opening Day 2002...it was the largest non-Opening Day crowd since Aug. 9, 1991 vs. Cleveland (40,661).

Last 2 game Sweep By Royals: at KC--none; at St. Louis--none
Last 3 game Sweep By Royals: at KC--June 12-14, 2001; at St. Louis--none
Last 4 game Sweep By Royals: at KC--none; At St. Louis--none
Last 2 game Sweep By Cardinals: at KC--none; at St. Louis--none
Last 3 game Sweep By Cardinals: at KC--none; at St. Louis--June 14-16, 2002
Last 4 game Sweep By Cardinals: at KC--none; at St. Louis--none
Series Sweep By Kansas City: 2-game: 0; 3-game: 1; 4-game: 0
Series Sweep By St. Louis: 2-game: 0; 3-game: 1; 4-game: 0
Longest Winning Streak: by KC--3, twice, latest, June 12-14, 2001
 by St. Louis--3, June 14-16, 2002
Most Runs, Game: by KC--17, 17-13, June 9, 1999 at KC
 by St. Louis--13, 3 times, latest 13-6, June 29, 2003
Widest Margin Victory: by KC--11, 16-5, Aug. 30, 1997 at KC
 by St. Louis--8, 11-3, June 8, 2002 at KC

2003 Results (St. Louis and Kansas City tied series at 3-3)

Gm	Date	Site	W/L	Score	Winner	Loser	Record	Pos.	GB
70	6/20	STL	W	10-4	Lima (1-0)	Morris	37-33	2	-1.0
71	6/21	STL	L	1-8	Williams	May (0-4)	37-34	2	-1.0
72	6/22	STL	W	5-2	Affeldt (4-3)	Stephenson	38-34	2	-1.0
76	6/27	KC	W	6-3	May (1-4)	Stephenson	42-34	1	+2.0
77	6/28	KC	L	9-13	Fassero	Affeldt (4-4)	42-35	1	+1.0
78	6/29	KC	L	6-13	Tomko	George (9-5)	42-36	T1	--

All-Time Series Results

Year	Home	Road	Total	Year	Home	Road	Total	Year	Home	Road	Total
1997	1-2	---	1-2	2000	---	1-2	1-2	2002	1-2	0-3	1-5
1998	---	2-1	2-1	2001	3-0	---	3-0	2003	1-2	2-1	3-3
1999	2-1	---	2-1					Totals	8-7	5-7	13-14

Atlanta Braves



Executive VP & General Manager: John Schuerholz
Field Manager: Bobby Cox
Senior VP, PR/Communications: Greg Hughes
Public Relations Assistant: Adam Liberman
Director of Team Travel: Bill Acree

Turner Field

755 Hank Aaron Drive, Atlanta, GA 30315
 (404) 522-7630 • (404) 614-1391 - PR FAX
Seating Capacity: 50,096
Website: www.atlantabraves.com

Series Notes: The Royals and Braves will meet for the first time in regular season play in 2004... Atlanta, which has advanced to postseason play in 12-straight seasons, will host the Royals in a 3-game series at Turner Field, June 15-17...the Braves are the only team the Royals have not played during the regular season or in postseason play...the 2 teams met several times in Spring Training before the Royals moved their Spring Training home to Surprise, Ariz. prior to the 2003 season.

2004 Schedule

Tuesday, June 15	at Atlanta	7:35 p.m.
Wednesday, June 16	at Atlanta	7:05 p.m.
Thursday, June 17	at Atlanta	1:05 p.m.

Montreal Expos



VP & General Manager: Omar Minaya
Field Manager: Frank Robinson
Director, Baseball Information: John Dever
Director, Media Services: Monique Giroux
Director, Team Travel: Rob McDonald

Olympic Stadium

4545 Pierre-de-Coubertin Ave.
 (514) 253-3434 • (514) 253-8282 - PR FAX
Seating Capacity: 46,500
Website: www.montreal Expos.com
Hotel in KC: Fairmont

Series Notes: The Royals and Expos will face each other for the second time in 2004...Montreal swept a 3-game series from Kansas City at Olympic Stadium in the first-ever meeting between the 2 teams in 2002...the Royals lost all 3 games by a total of 5 runs, including 2 1-run losses...the Expos came away with a 5-4 victory in 11 innings in the series finale as Fernando Tatis tied the game with a 9th-inning home run...Vladimir Guerrero then scored the winning run on a Jose Macias sacrifice and a Scott Mullen throwing error.

2004 Schedule

Tuesday, June 8	at Kansas City	7:10 p.m.
Wednesday, June 9	at Kansas City	7:10 p.m.
Thursday, June 10	at Kansas City	1:10 p.m.

2002 Results (Montreal won series 3-0)

Gm	Date	Site	W/L	Score	Winner	Loser	Record	Pos.	GB
67	6/18	MON	L	4-5	Day	Mullen (0-1)	25-42	4	-13.5
68	6/19	MON	L	3-6	Ohka	Suzuki (0-2)	25-43	4	-13.5
69	6/20	MON	L	4-5 (11)	Eischen	Mullen (0-2)	25-44	4	-13.5

New York Mets



General Manager: Jim Duquette
Field Manager: Art Howe
VP, Media Relations: Jay Horwitz
Media Relations Manager: Shannon Dalton
Equip. Manager, Associate Travel Dir.: Charlie Samuels

Shea Stadium
 123-01 Roosevelt Ave. • Flushing, NY 11368
 (718) 507-6387 • (718) 639-3619 - PR FAX
Seating Capacity: 56,749
Website: www.mets.com
Hotel in KC: Westin

Series Notes: The Royals and Mets will meet again in a 3-game series at Kauffman Stadium, June 11-13...the 2 teams met at Shea Stadium in 2002, as New York won 2 of 3 games by 1-run scores...KC gave up an unearned run in the bottom of the 9th on June 21 for a 4-3 loss and gave up 2 runs in the bottom of the 8th on June 23 in a 5-4 loss after leading 4-1.

2004 Schedule

Friday, June 11	at Kansas City	7:10 p.m.
Saturday, June 12	at Kansas City	2:15 p.m.
Sunday, June 13	at Kansas City	1:10 p.m.

2002 Results (New York won series 2-1)

Gm	Date	Site	W/L	Score	Winner	Loser	Record	Pos.	GB
70	NY	6/21	L	3-4	Guthrie	Voyles (0-1)	25-45	4	-13.5
71	NY	6/22	W	5-1	Byrd (9-5)	Astacio	26-45	4	-13.5
72	NY	6/23	L	4-5	Strickland	Grimsley (2-3)	26-46	4	-14.5

Philadelphia Phillies



Vice President & General Manager: Ed Wade
Field Manager: Larry Bowa
Vice President, Public Relations: Larry Shenk
Director, Media Relations: Leigh Tobin
Manager, Equip. & Team Travel: Frank Coppenbarger

Citizens Bank Park
 One Citizens Bank Way, Philadelphia, PA 19148
 (215) 463-6000 • (215) 389-3050 - PR FAX
Seating Capacity: 43,500
Website: www.phillies.com

Series Notes: The Royals and Phillies will meet in a rematch of the 1980 World Series when Kansas City travels to Philadelphia for a 3-game series, June 18-20, at Citizens Bank Park...the Phillies will play their 1st season in the new ballpark in 2004 after 33 years at Veterans Stadium...the 2 teams have only met in Spring Training since Philadelphia won the 1980 World Series over Kansas City in 6 games.

2004 Schedule

Friday, June 18	at Philadelphia	7:05 p.m.
Saturday, June 19	at Philadelphia	7:05 p.m.
Sunday, June 20	at Philadelphia	1:35 p.m.

San Diego Padres



Executive VP & General Manager: Kevin Towers
Field Manager: Bruce Bochy
Director, Media Relations: Luis Garcia
Assistant Dir., Media Relations: Mike Uhlenkamp
Director, Team Travel/Equip.: Brian Prilaman

PETCO Park
 100 Park Boulevard, San Diego, CA 92101
 (619) 795-5265 • (619) 795-5266 - PR FAX
Seating Capacity: 46,000
Website: www.padres.com

Series Notes: The Royals will finish the interleague portion of their 2004 schedule with a 3-game series at PETCO Park, San Diego's new stadium opening in 2004...the 2 teams met in an interleague series at Kauffman Stadium in 2002, with the Royals taking 2 of 3 games from the Padres...Kansas City lost the middle game of the series in extra innings, 8-4...the Royals batted at a .357 clip in the 3 games, with Raul Ibanez finishing as the club's top hitter in the series with a .667 mark (8-for-12)...the Padres were the only National League West team that Kansas City faced in 2002...the Royals and Padres will meet several times in Spring Training at KC's facility in Surprise, Ariz., only 15 minutes from the Padres complex in Peoria.

2004 Schedule

Friday, July 2	at San Diego	7:05 p.m.
Saturday, July 3	at San Diego	7:05 p.m.
Sunday, July 4	at San Diego	1:05 p.m.

2002 Results (Kansas City won series 2-1)

Gm	Date	Site	W/L	Score	Winner	Loser	Record	Pos.	GB
76	6/28	KC	W	14-10	Grimsley (3-3)	Cyr	30-46	4	-13.0
77	6/29	KC	L	4-8 (10)	Reed	Grimsley (3-4)	30-47	4	-13.0
78	6/30	KC	W	13-1	Suppan (7-6)	Peavy	31-47	4	-13.0

2004 Royals Road Hotels

Anaheim — Anaheim Hilton & Towers

777 Convention Way, Anaheim, CA 92802-3497
 Ph: (714) 750-4321 • Fax: (714) 740-4460

Atlanta — Westin

210 Peachtree St. NW, Atlanta, GA 30303
 Ph: (404) 659-1400 • Fax: (404) 589-7424

Baltimore — Renaissance Harborplace

202 East Pratt Street, Baltimore, MD 21202
 Ph: (410) 547-1200 • Fax: (410) 539-5780

Boston — Westin Copley Place

10 Huntington Avenue, Boston, MA 02116
 Ph: (617) 262-9600 • Fax: (617) 424-7483

Chicago — Westin

909 North Michigan Avenue, Chicago, IL 60611
 Ph: (312) 943-7200 • Fax: (312) 397-5580

Cleveland — Marriott at Key Center

127 Public Square, Cleveland, OH 44114-1305
 Ph: (216) 696-9200 • Fax: (216) 696-0966

Detroit — Ritz-Carlton Dearborn

300 Town Center Drive, Dearborn, MI 48126
 Ph: (313) 441-2000 • Fax: (313) 441-2051

Minnesota — Marriott City Center

30 South Seventh Street, Minneapolis, MN 55402
 Ph: (612) 349-4000 • Fax: (612) 332-7165

New York — Grand Hyatt

Park Avenue at Grand Central, New York, NY 10017
 Ph: (212) 883-1234 • Fax: (212) 697-3772

Oakland — Renaissance Parc 55

55 Cyril Magnin Street, San Francisco, CA 94102
 Ph: (415) 392-8000 • Fax: (415) 403-6602

Philadelphia — Ritz-Carlton

Ten Avenue of the Arts, Philadelphia, PA 19102
 Ph: (215) 523-8000 • Fax: (215) 568-6445

San Diego — Marriott Hotel and Marina

333 West Harbor Drive, San Diego, Calif. 92101
 Ph: (619) 234-1500 • Fax: (619) 234-8678

Seattle — Sheraton Hotel and Towers

1400 Sixth Ave., Seattle, WA 98101
 Ph: (206) 621-9000 • Fax: (206) 621-8441

Tampa Bay — Renaissance Vinoy Resort

501 Fifth Avenue NE, St. Petersburg, FL 33701
 Ph: (727) 894-1000 • Fax: (727) 822-2785

Texas — Hilton Arlington

2401 East Lamar Blvd., Arlington, TX 76006
 Ph: (817) 640-3322 • Fax: (817) 633-1430

Toronto — Westin Harbour Castle

One Harbour Square, Toronto, Ontario M5J 1A6
 Ph: (416) 869-1600 • Fax: (416) 869-0573

OPERATIONS



Zach Greinke



Chris Lubanski



David DeJesus

Scouting/Player Development

Baseball Operations

Senior Vice President & General Manager-Baseball Operations	Allard Baird
Vice President & Assistant General Manager-Baseball Operations	Muzzy Jackson
Senior Advisor to the General Manager	Art Stewart
Assistant to the General Manager	Brian Murphy
Special Assistant to the General Manager	Pat Jones
Special Assistant to the General Manager	Louie Medina
Special Assistant-Baseball Operations	Joe Jones
Director-Baseball Operations	Jin Wong
Manager-Major League Operations	Karol Kyte
Video Coordinator	Mark Topping

Scouting

Senior Director-Scouting	Deric Ladnier
Manager-Scouting Operations	Linda Smith

Player Development

Director-Player Development	Shaun McGinn
Manager-Minor League Operations	Amy Buckler
Special Assignments for Scouting & Player Development	John Wathan

Team Travel

Director-Team Travel	Jeff Davenport
----------------------------	----------------

Scouts

Professional Scout	Brannon Bonifay
Professional Scout	Orlando Estevez
Professional Scout	Earl Winn
Advance Scout	Mike Pazik
Regional Supervisor-West	Jeff McKay
Regional Supervisor-East	Junior Vizcaino
Regional Supervisor-Midwest	Dennis Woody

Area Scouting Supervisors

Bob Bishop, San Dimas, Calif.	Sean Rooney, Tinton Falls, N.J.
Mike Brown, Chandler, Ariz.	Max Semler, Lake City, Fla.
Jason Bryans, Detroit, Mich.	Chet Sergio, Houston, Texas
Steve Connelly, Massapequa, N.Y.	Greg Smith, Davenport, Wash.
Albert Gonzalez, Coral Springs, Fla.	Keith Snider, Stockton, Calif.
Spencer Graham, Raleigh, N.C.	Gerald Turner, Euless, Texas
Phil Huttman, Kansas City, Mo.	Brad Vaughn, Griffithville, Ark.
Gary Johnson, Costa Mesa, Calif.	Jon Weil, Atlanta, Ga.
Cliff Pastornicky, Venice, Fla.	Mark Willoughby, Hammond, La.
Johnny Ramos, Carolina, PR	

Part-Time Scouts

Frank Baez, Los Angeles, Calif.
Steve Goodheart, Magnolia, Ark.
Buck O'Neil, Kansas City, Mo.
Eric Tokunaga, Aiea, Hawaii

Player Development Staff

Coordinator of Instruction	Jeff Garber
Outfield Instructor	Keith Bodie
Infield Instructor	Ron Clark
Hitting Instructor	Andre David
Pitching Instructor	Mike Mason
Catching Instructor	Joe Szekely
Rehabilitation Coordinator	Dale Gilbert
Rehabilitation Coach	Bob Allen
Strength and Conditioning Coordinator	Jason Estep
Latin America Strength and Conditioning Coordinator	Ryan Stoneberg
Performance Psychologist	Chris Carr
Equipment Coordinator	Johnny O'Donnell



2003 Scouting Staff



Jeff McKay
West Coast Supervisor



Dennis Woody
Midwest Supervisor



Junior Vizcaino
East Coast Supervisor



Bob Bishop
So. California



Mike Brown
Ariz., So. Cal, So. Nev.,
N.M., Utah, W. Texas



Jason Bryans
Ind., Ky, Mich., Ohio



Steve Connelly
Conn., Maine, Mass.,
N.H., N.Y., R.I., Vt.



Spencer Graham
N.C., S.C., Va.



Phil Huttman
Ill., Iowa, Mo., Wis.



Gary Johnson
So. California



Cliff Pastornicky
Central Florida



Johnny Ramos
Puerto Rico



Sean Rooney
Del, D.C., Md.,
N.J., Penn., W. Va.



Max Semler
Ala., West Fla.,
So. Ga.



Chet Sergio
South Texas



Greg Smith
Idaho, Mt.,
Ore., Wash.



Keith Snider
No. Calif., No. Nev.,
Hawaii



Gerald Turner
Okla., North Texas



Brad Vaughn
Colo., Kan., Minn.,
Neb., N.D., S.D., Wyo



Jon Weil
Ky., Tenn., No. Ga.



Mark Willoughby
Ark., La., Miss.

Professional Scouting Staff



Brannon Bonifay

Brannon Bonifay Jr. joined the Royals organization in 2003, serving as a professional scout. He came to Kansas City after serving as a Special Assignment Scout for the Pittsburgh Pirates from 1999-2002. He spent 5 years with the Arizona Diamondbacks (1995-1999) as East Coast Supervisor and Pro Scout and served as an area scout for the Major League Scouting Bureau from 1989-95.

Bonifay graduated from Georgia Tech University with a Bachelor of Science Degree in Management and received his Master of Science Degree in Exercise Science from Georgia State University. While at Georgia Tech, he was a 3-year letterwinner in baseball from 1968-71 and then played in the Atlanta Braves Minor League system. Following his playing career, Bonifay spent several years as a coach and teacher at the high school and college level before moving into scouting.

Bonifay is the son of Bob Bonifay, business and general manager for clubs in the Detroit and Cincinnati organizations for more than 25 years. His brother, Cam, was general manager for Pittsburgh and is currently director of player development and scouting for Tampa Bay. Bonifay and his wife, Lynn, reside in Stuart, Fla., and have 3 children, Brannon, Brandi and Andy.



Orlando Estevez

Orlando Estevez begins his 2nd season as a member of the Royals Professional Scouting staff. The Hialeah, Fla., native began his professional baseball career with the California Angels as a part-time scout and coach for the club's rookie league affiliate in Mesa, Ariz., from 1987-90. He then worked as an area scout for the Houston Astros, covering South Florida from 1990-96. Estevez then earned his insurance license, worked in sales and opened up his own business before returning to baseball.

Estevez graduated from Pace High School in Opalocka, Fla., and attended Miami-Dade Community College. While at Miami-Dade, he served as an assistant coach and head recruiter.

Estevez and his wife, Ivonne, reside in Pembroke Pines, Fla., with their 4 children, Daniel, Lauren, and twins David and Ryan.



Professional Scouting Staff



Earl Winn

Earl Winn is in his 4th year as a Professional Scout for the Royals after spending the 2000 season as a National Cross-Checker for the club. He began his scouting career in the Royals organization as an associate scout from 1980-82.

In 1983 he became an Area Scout with the Chicago Cubs, a position he held until becoming the Cubs Midwest Supervisor from 1989-92. During his tenure as an Area Scout with the Cubs, he was responsible for signing Rafael Palmeiro, Jim Bullinger and 1989 N.L. Rookie of the Year Jerome Walton. He scouted for 7 years with the Baltimore Orioles working as an Area Scout (1992-95) and Midwest Supervisor (1996-99).

Winn graduated from St. Joseph High School in Jackson, Miss., and earned his Bachelor of Science Degree in Physical Education in 1979 from Mississippi State University. He served as a Graduate Assistant Coach at the University of Missouri in 1980. He was a high school coach at his alma mater, St. Joseph, from 1981-82 before returning to Missouri as an Assistant Coach in 1983. Winn resides in Bowling Green, Ky., with his wife, Martha, and children, Jim, Dennis, Kevin and Christy.



Mike Pazik

Advance Scout

Mike Pazik will serve as the Advance Scout for the Royals again in 2004. He joined the organization in that role in 2002 after serving in the same capacity for Colorado in 2001. Pazik began his professional baseball career as the Yankees 1st round pick in the 1971 January Free Agent Draft. He played for 9 seasons, including parts of 3 seasons with the Minnesota Twins.

His coaching career began in 1980 as a manager and pitching coach in the White Sox Minor League system until joining the Brewers in 1983 as the Minor League Pitching Coordinator. He worked in the Milwaukee system for 5 seasons before working in the Baltimore farm system from 1988-91. He rejoined the White Sox as a special assistant to General Manager Ron Schueler in 1992 and was the advance scout for the club in 1994. He was the Chicago pitching coach from 1995-98 and the Special Assignment Scout and Assistant to the General Manager from 1998-2000.

Mike graduated from Holy Cross College with a Sociology Degree. He and his wife, Susan, reside in Bethesda, Md. They have 3 daughters, Kristen, Kara and Marisa.



International Operations

The Kansas City Royals maintain a strong presence in the area of scouting and player development in Latin America and the Caribbean. The Royals Latin America Operations is responsible for the scouting and signing of players, in addition to assisting in the development of players by operating teams in the Dominican Republic.

In August of 1998, the Royals new baseball complex in Salcedo, Dominican Republic was dedicated. The facility, which includes living quarters, dining hall and recreation area for 40 players and coaches, was named in honor of Art Stewart, who founded the Royals Dominican Program in 1986. The Royals currently field teams in the Fall and Winter Instructional and Summer Dominican Leagues.

The Royals also have had a scouting presence in South Africa since April 2000, which includes part-time scout Mike Randall. The club has signed 4 players from South Africa, including 3 who are currently in the Minor League system (Barry Armitage, Bruce McClelland and Konrad Weitz).



Albert Gonzalez, Latin America Scouting and Player Development Coordinator

Albert Gonzalez was named the Latin America Scouting and Player Development Coordinator for the Royals on July 16, 1999...will also serve as a territorial scout in South Florida...began with the Royals as an Associate Scout in 1993...named a part-time scout in 1994 and was promoted to an area supervisor following the 1996 season...received B.S. Degree in Education from Nova Southeastern University (Ft. Lauderdale, Fla.) in 1995...resides in Coral Springs, Fla., with his wife, Heather...the couple has 2 daughters, Heather and Amanda.



Carlos Pascual, Special Assignment Scout

Carlos Pascual will serve as the Royals Special Assignment Scout in Latin America for the 6th straight season in 2004...was an area scout in Latin America from 1982-98 for the N.Y. Mets...signed Dwight Gooden and Rey Ordenez with the Mets...was also an area scout for Baltimore (1977-81) and Minnesota (1963-77)...played professionally from 1949-62...resides in Miami, Fla., with his wife, Xiomara...they have 2 sons, Carlos Jr. and Juan.



Pedro Silverio, Dominican Republic Academy Administrator and Scouting Supervisor

Pedro Silverio assumed his new role as the Royals Dominican Republic Academy Administrator and Scouting Supervisor on Dec. 1, 2003...joined the Royals organization as an part-time scout in November 1996 before being named the Dominican Republic Scouting Supervisor in November 2001...Silverio and his wife, Andrea, reside in Santiago, Dominican Republic...he has 2 children, Andry and Zuleydi.

Supervisors

- Juan Indriago (Venezuela) Caracas, Venezuela
- Pedro Silverio (Dominican Republic) Santiago, Dominican Republic

Part-Time Scouts

- Wilmer Castillo Maracay Aragua, Venezuela
- Luis Cordoba Republic of Panama
- Juan Lopez Nicaragua
- Ramon Martinez Santiago, Dominican Republic
- Daurys Nin Santo Domingo, Dominican Republic
- Mike Randall Cape Province, South Africa
- Rafael Vasquez La Romana, Dominican Republic



Minor League Schedules

Omaha Royals

4-8	Oklahoma	6-22	at New Orleans
4-9	Oklahoma	6-23	at New Orleans
4-10	Oklahoma	6-24	at New Orleans
4-12	New Orleans	6-25	at New Orleans
4-13	New Orleans	6-26	at Oklahoma
4-14	New Orleans	6-27	at Oklahoma
4-15	New Orleans	6-28	at Oklahoma
4-16	at Oklahoma	6-29	at Oklahoma
4-17	at Oklahoma	7-1	Iowa
4-18	at Oklahoma	7-2	Iowa
4-19	at Oklahoma	7-3	Iowa
4-20	at New Orleans	7-4	at Colorado Springs
4-21	at New Orleans	7-5	at Colorado Springs
4-22	at New Orleans	7-6	at Colorado Springs
4-23	at New Orleans	7-7	at Colorado Springs
4-24	Albuquerque	7-8	at Nashville
4-25	Albuquerque	7-9	at Nashville
4-26	Albuquerque	7-10	at Nashville
4-27	Albuquerque	7-11	at Nashville
4-29	Colorado Springs	7-15	Nashville
4-30	Colorado Springs	7-16	Nashville
5-1	Colorado Springs	7-17	Nashville
5-2	Colorado Springs	7-18	Nashville
5-3	at Iowa	7-19	Memphis
5-4	at Iowa	7-20	Memphis
5-5	at Iowa	7-21	Memphis
5-6	at Iowa	7-22	Memphis
5-7	at Albuquerque	7-23	at Albuquerque
5-8	at Albuquerque	7-24	at Albuquerque
5-9	at Albuquerque	7-25	at Albuquerque
5-10	at Albuquerque	7-26	at Albuquerque
5-11	Sacramento	7-27	Las Vegas
5-12	Sacramento	7-28	Las Vegas
5-13	Sacramento	7-29	Las Vegas
5-14	Sacramento	7-30	Las Vegas
5-15	Fresno	7-31	Tucson
5-16	Fresno	8-1	Tucson
5-17	Fresno	8-2	Tucson
5-18	Fresno	8-3	Tucson
5-20	at Tacoma	8-5	at Salt Lake
5-21	at Tacoma	8-6	at Salt Lake
5-22	at Tacoma	8-7	at Salt Lake
5-23	at Tacoma	8-8	at Salt Lake
5-24	at Portland	8-9	at Edmonton
5-25	at Portland	8-10	at Edmonton (DH)
5-26	at Portland	8-11	at Edmonton
5-27	at Portland	8-13	Colorado Springs
5-28	New Orleans	8-14	Colorado Springs
5-29	New Orleans	8-15	Colorado Springs
5-30	New Orleans	8-16	Colorado Springs
5-31	New Orleans	8-17	Albuquerque
6-1	Oklahoma	8-18	Albuquerque
6-2	Oklahoma	8-19	Albuquerque
6-3	Oklahoma	8-20	Albuquerque
6-4	Oklahoma	8-21	at Memphis
6-5	at Colorado Springs	8-22	at Memphis
6-6	at Colorado Springs	8-23	at Memphis
6-7	at Colorado Springs	8-24	at Memphis
6-8	at Colorado Springs	8-25	Iowa
6-10	Memphis	8-26	Iowa
6-11	Memphis	8-27	Iowa
6-12	Memphis	8-28	Iowa
6-13	Memphis	8-29	Iowa
6-14	at Nashville	8-30	Nashville
6-15	at Nashville	8-31	Nashville
6-16	at Nashville	9-1	Nashville
6-17	at Nashville	9-2	Nashville
6-18	at Memphis	9-3	at Iowa
6-19	at Memphis	9-4	at Iowa
6-20	at Memphis	9-5	at Iowa
6-21	at Memphis	9-6	at Iowa

Wichita Wranglers

4-8	Arkansas	6-23	Arkansas
4-9	Arkansas	6-24	Arkansas
4-10	Arkansas	6-25	Arkansas
4-11	Arkansas	6-26	Arkansas
4-12	Arkansas	6-28	at Midland
4-13	Arkansas	6-29	at Midland
4-14	Frisco	6-30	at Midland
4-15	Frisco	7-1	at Midland
4-16	Frisco	7-2	at El Paso
4-17	Frisco	7-3	at El Paso
4-18	at Arkansas	7-4	at El Paso
4-19	at Arkansas	7-5	at El Paso
4-20	at Arkansas	7-6	Frisco
4-21	at Arkansas	7-7	Frisco
4-22	at Frisco	7-8	Frisco
4-23	at Frisco	7-9	Frisco
4-24	at Frisco	7-10	at Arkansas (DH)
4-25	at Frisco	7-12	at Arkansas
4-27	San Antonio	7-13	at Arkansas
4-28	San Antonio	7-14	at Tulsa
4-29	San Antonio	7-15	at Tulsa
4-30	San Antonio	7-16	at Tulsa
5-1	Round Rock	7-17	at Tulsa
5-2	Round Rock	7-18	Midland
5-3	Round Rock	7-19	Midland
5-4	Round Rock	7-20	Midland
5-6	at San Antonio	7-21	Midland
5-7	at San Antonio	7-22	El Paso
5-8	at San Antonio	7-23	El Paso
5-9	at San Antonio	7-24	El Paso
5-10	at Round Rock	7-25	El Paso
5-11	at Round Rock	7-27	Tulsa
5-12	at Round Rock	7-28	Tulsa
5-13	at Round Rock	7-29	Tulsa
5-14	Frisco	7-30	Tulsa
5-15	Frisco	7-31	at Frisco
5-16	Frisco	8-1	at Frisco
5-17	Frisco	8-2	at Frisco
5-18	at Tulsa	8-3	at Frisco
5-19	at Tulsa	8-5	at Tulsa
5-20	at Tulsa	8-6	at Tulsa
5-21	at Tulsa	8-7	at Tulsa
5-22	at Arkansas	8-8	at Tulsa
5-23	at Arkansas	8-9	at Frisco
5-24	at Arkansas	8-10	at Frisco
5-25	at Arkansas	8-11	at Frisco
5-26	Tulsa	8-12	at Frisco
5-27	Tulsa	8-13	at Frisco
5-28	Tulsa	8-14	at Frisco
5-29	Tulsa	8-16	San Antonio
5-30	Arkansas	8-17	San Antonio
5-31	Arkansas	8-18	San Antonio
6-1	Arkansas	8-19	San Antonio
6-2	Arkansas	8-20	Round Rock
6-4	at Midland	8-21	Round Rock
6-5	at Midland	8-22	Round Rock
6-6	at Midland	8-23	Round Rock
6-7	at Midland	8-25	at San Antonio
6-8	at El Paso	8-26	at San Antonio
6-9	at El Paso	8-27	at San Antonio
6-10	at El Paso	8-28	at San Antonio
6-11	at El Paso	8-29	at Round Rock
6-12	Midland	8-30	at Round Rock
6-13	Midland	8-31	at Round Rock
6-14	Midland	9-1	at Round Rock
6-15	Midland	9-2	Tulsa
6-16	El Paso	9-3	Tulsa
6-17	El Paso	9-4	Tulsa
6-18	El Paso	9-5	Tulsa
6-19	El Paso		

PHOTO COURTESY OF THE KANSAS CITY ROYALS



Minor League Schedules

Wilmington Blue Rocks

4-8	at Myrtle Beach	6-22	Potomac
4-9	at Myrtle Beach	6-23	Potomac
4-10	at Myrtle Beach	6-24	Potomac
4-11	at Myrtle Beach	6-25	at Winston-Salem
4-12	at Lynchburg	6-26	at Winston-Salem
4-13	at Lynchburg	6-27	at Winston-Salem
4-14	at Lynchburg	7-1	Lynchburg
4-15	at Lynchburg	7-2	Lynchburg
4-16	Salem	7-3	Lynchburg
4-17	Salem	7-4	Salem
4-18	Salem	7-5	Salem
4-19	Kinston	7-6	Salem
4-20	Kinston	7-7	at Kinston
4-21	Kinston	7-8	at Kinston
4-22	at Frederick	7-9	at Kinston
4-24	at Frederick	7-10	at Myrtle Beach
4-25	at Frederick	7-11	at Myrtle Beach
4-26	at Potomac	7-12	at Myrtle Beach
4-27	at Potomac	7-14	Frederick
4-28	at Potomac	7-15	Frederick
4-29	at Potomac	7-16	Frederick
4-30	Winston-Salem	7-17	Frederick
5-1	Winston-Salem	7-19	Myrtle Beach
5-2	Winston-Salem	7-20	Myrtle Beach
5-3	Potomac	7-21	Myrtle Beach
5-4	Potomac	7-22	Myrtle Beach
5-5	Potomac	7-23	at Lynchburg
5-6	Potomac	7-24	at Lynchburg
5-7	at Winston-Salem	7-25	at Lynchburg
5-8	at Winston-Salem	7-26	at Salem
5-9	at Winston-Salem	7-27	at Salem
5-10	Lynchburg	7-28	at Salem
5-11	Lynchburg	7-29	Kinston
5-12	Lynchburg	7-30	Kinston
5-13	Lynchburg	7-31	Kinston
5-14	at Salem	8-1	Kinston
5-15	at Salem	8-2	at Frederick
5-16	at Salem	8-3	at Frederick
5-17	at Kinston	8-4	at Frederick
5-18	at Kinston	8-5	at Potomac
5-19	at Kinston	8-6	at Potomac
5-20	Myrtle Beach	8-7	at Potomac
5-21	Myrtle Beach	8-9	Winston-Salem
5-22	Myrtle Beach	8-10	Winston-Salem
5-24	Frederick	8-11	Winston-Salem
5-25	Frederick	8-12	Winston-Salem
5-26	Frederick	8-13	Potomac
5-28	at Myrtle Beach	8-14	Potomac
5-29	at Myrtle Beach	8-15	Potomac
5-30	at Myrtle Beach	8-16	at Winston-Salem
5-31	at Lynchburg	8-17	at Winston-Salem
6-1	at Lynchburg	8-18	at Winston-Salem
6-2	at Lynchburg	8-19	at Winston-Salem
6-3	Salem	8-20	Lynchburg
6-4	Salem	8-21	Lynchburg
6-5	Salem	8-22	Lynchburg
6-6	Salem	8-24	Myrtle Beach
6-7	Kinston	8-25	Myrtle Beach
6-8	Kinston	8-26	Myrtle Beach
6-9	Kinston	8-27	at Kinston
6-10	at Frederick	8-28	at Kinston
6-11	at Frederick	8-29	at Kinston
6-12	at Frederick	8-30	at Kinston
6-13	at Frederick	8-31	at Salem
6-14	at Potomac	9-1	at Salem
6-15	at Potomac	9-2	at Salem
6-16	at Potomac	9-3	at Salem
6-18	Winston-Salem	9-4	Frederick
6-19	Winston-Salem	9-5	Frederick
6-20	Winston-Salem	9-6	Frederick

Burlington Bees

4-8	Kane County	6-24	West Michigan
4-9	Kane County	6-25	West Michigan
4-10	Kane County	6-26	West Michigan
4-12	Wisconsin	6-27	West Michigan
4-13	Wisconsin	6-28	Beloit
4-14	Wisconsin	6-29	Beloit
4-15	Wisconsin	6-30	Beloit
4-16	Quad City	7-1	Beloit
4-17	Quad City	7-2	Clinton
4-18	Quad City	7-3	Clinton
4-19	Quad City	7-4	at Ft. Wayne
4-20	at Wisconsin	7-5	at Ft. Wayne
4-21	at Wisconsin	7-6	at Ft. Wayne
4-22	at Wisconsin	7-7	at Ft. Wayne
4-23	at Wisconsin	7-8	at Lansing
4-24	Clinton	7-9	at Lansing
4-25	Clinton	7-10	at Lansing
4-26	Clinton	7-11	at Lansing
4-27	Clinton	7-14	Clinton
4-29	at Quad City	7-15	Clinton
4-30	at Quad City	7-16	Cedar Rapids
5-1	at Quad City	7-17	Cedar Rapids
5-2	at Quad City	7-18	at Cedar Rapids
5-3	at South Bend	7-19	Cedar Rapids
5-4	at South Bend	7-20	at Wisconsin
5-5	at South Bend	7-21	at Wisconsin
5-6	at South Bend	7-22	at Wisconsin
5-7	at Cedar Rapids	7-23	at Wisconsin
5-8	at Cedar Rapids	7-24	at Cedar Rapids
5-9	at Cedar Rapids	7-25	at Cedar Rapids
5-10	at Cedar Rapids	7-26	Cedar Rapids
5-11	Lansing	7-27	at Cedar Rapids
5-12	Lansing	7-29	Quad City
5-13	Lansing	7-30	Quad City
5-14	Lansing	7-31	Quad City
5-15	Beloit	8-1	Quad City
5-16	Beloit	8-2	Kane County
5-17	Beloit	8-3	Kane County
5-18	Beloit	8-4	Kane County
5-20	Dayton	8-5	at Peoria
5-21	Dayton	8-6	at Peoria
5-22	Dayton	8-7	at Peoria
5-23	Dayton	8-8	at Peoria
5-24	at Peoria	8-9	Peoria
5-25	at Peoria	8-10	Peoria
5-26	at Peoria	8-11	Peoria
5-27	at Peoria	8-12	Peoria
5-28	at Battle Creek	8-13	at Kane County
5-29	at Battle Creek	8-14	at Kane County
5-30	at Battle Creek	8-15	at Kane County
5-31	at Battle Creek	8-17	at Clinton
6-1	Cedar Rapids	8-18	at Clinton
6-2	Cedar Rapids	8-19	at Clinton
6-3	Cedar Rapids	8-20	at Clinton
6-4	Cedar Rapids	8-21	Battle Creek
6-5	at Clinton	8-22	Battle Creek
6-6	at Clinton	8-23	Battle Creek
6-7	at Clinton	8-24	Battle Creek
6-8	at Clinton	8-26	at Dayton
6-10	Ft. Wayne	8-27	at Dayton
6-11	Ft. Wayne	8-28	at Dayton
6-12	Ft. Wayne	8-29	at Dayton
6-13	Ft. Wayne	8-30	at Beloit
6-14	at West Michigan	8-31	at Beloit
6-15	at West Michigan	9-1	at Beloit
6-16	at West Michigan	9-2	at Beloit
6-17	at West Michigan	9-3	South Bend
6-18	at Kane County	9-4	South Bend
6-19	at Kane County	9-5	South Bend
6-20	at Kane County	9-6	South Bend

ROYALS REVIEW WINTER RECORDS OPERATIONS MEDIA

2004 Minor League Staff



Jeff Garber Coordinator of Instruction

Jeff Garber is in his 2nd year as Minor League Coordinator of Instruction after being promoted to the position prior to the 2003 season...spent the previous 4 seasons managing Wilmington...became the winningest manager in franchise history with his 226th win on April 16, 2002 and compiled a 399-310 record (.563) in 6 seasons as manager in the Royals system...led the Blue Rocks to the 1st and 2nd half titles in both 2001 and 2002...also won the 1999 co-championship of the Carolina League as Wilmington won both the 1st and 2nd half North Division titles...managed at Spokane in 1997 and 1998 and was a coach for the Indians in 1996...tied for 1st in the Northwest League North Division in 1998...picked in 10th round of the 1988 June Draft...played in the Royals Minor League system from 1988-95...honored with the Dick Howser Award in 2000 for his contributions to the organization...received degrees from James Madison and Valdosta State...resides in Valdosta, Ga., with his wife, Michele, and children, Madison and Jackson.



Keith Bodie Outfield Instructor

Keith Bodie, who has 30 years of professional baseball experience, will take over as the Royals Outfield Instructor in 2004...spent the previous 4 seasons as manager at Wichita...managed the East Division team in the Texas League All-Star Game in 2003...was the Giants Coordinator of Minor League Instruction from 1996-99...skipped the Giants Triple-A team at Phoenix in 1995...joined the Seattle organization in 1990, managing at San Bernardino (A) and Calgary (AAA)...led the Cannons to the Pacific Coast League championship series in 1991...also managed in the Astros system at Auburn (1986), Asheville (1987) and Osceola (1988)...originally drafted in the 3rd round by the New York Mets in 1974...spent 9 seasons in the Mets and Astros farm systems before beginning his coaching career with the Houston Minor League system at Asheville in 1983...resides in Gilbert, Ariz., with his wife, Stacy, and daughters, Brittney and Breeana.



Ron Clark Infield Instructor

Ron Clark begins his 44th year in baseball as the Royals Infield Instructor in 2004...was the Royals Advance Scout from 1998-2000 before being named Infield Instructor in 2001...played in 230 Major League games from 1966-75 with Minnesota, the Seattle Pilots, Oakland, Milwaukee and Philadelphia...coached and managed in the Philadelphia organization from 1976-85...was the White Sox Director of Instruction in 1987 and 3rd base coach from 1988-90...served as the Bench Coach for Seattle in 1991 and Cleveland from 1992-93...was the Field Coordinator for the Chicago Cubs in 1994 and manager at Iowa in 1995 and 1996...Clark, 60, resides in Largo, Fla., with his wife, Cathy...they have a daughter, Christi, and two grandchildren, Alec and Kaylee.



Andre David Hitting Instructor

Andre David begins his 6th year in the organization and 4th as the Minor League Hitting Instructor...named Dick Howser Award winner in 2001...managed Gulf Coast in 1998 and 1999 and the last part of the 2000 season...led the Royals to the Northern Division title in 1999...worked in the Mets system from 1990-94, serving as the hitting instructor in 1990 and 1993 and manager at Kingsport (Rookie) in 1991 and 1992...originally drafted by the Twins in the 8th round of the 1980 June Free Agent Draft...made Major League debut in 1984...earned B.S. Degree from Cal State Fullerton and played on 1979 National Championship team...resides in Port St. Lucie, Fla., with his wife, Lisa, and daughters, Brittany and Tanner.

OPERATIONS
MANAGEMENT
RECORDS
IDENTIFICATION
TRAINING
DEVELOPMENT
COMMUNICATIONS
MARKETING
FINANCE
HUMAN RESOURCES

2004 Minor League Staff



Mike Mason Pitching Instructor

Mike Mason returns to the Royals as Minor League Pitching Instructor after spending the past 2 seasons as pitching coach for the Scranton/Wilkes-Barre Barons, Philadelphia's Double A affiliate...spent 10 seasons as a pitching coach in the Royals Minor League system for Appleton (1991-92), Memphis (1993-94), Springfield (1995), Lansing (1996-97) and Wichita (1998-99)...then spent the 2000 and 2001 campaigns as Minor League Pitching Instructor...enjoyed a playing career that spanned 8 seasons with Texas, the Chicago Cubs and Minnesota...posted a 29-39 record with a 4.53 ERA from 1982-89...graduated Benilde-St. Margaret High in Minneapolis, Minn...attended Normandale Community College (Bloomington, Minn.) and Oral Roberts University...resides in Chanhassen, Minn., with his wife, Terri, and children, Derek and Stephanie.



Joe Szekely Catching Instructor

Joe Szekely will spend his 1st season as the Minor League Catching Instructor in 2004...spent the last 3 seasons (2001-03) as manager of the Burlington Bees, leading the Bees to the Midwest League playoffs in 2002...was the manager at Charleston in the South Atlantic League in 2000 and a coach at Spokane in 1999...originally drafted by the Royals in the 2nd round of the 1982 June Draft...played in the organization for 2 years, followed by a 7-year stint in the Dodgers Minor League system...coached in the Braves system from 1992-93...was the Braves Roving Catching Coordinator in 1994 and 1995...spent 1997 with the Colorado Silver Bullets and 1998 as a coach for the Somerset Patriots...majored in Physical Education at Texas A&M University...resides in New Braunfels, Texas with his wife, Kim, and daughters, Shelby and Morgan.



John Wathan Special Assignments for Scouting & Player Development

John Wathan returns for his 29th season with the Royals and 6th working on special assignments for scouting and player development...began his career as the Royals 1st round pick in the 1971 January Free Agent Draft...played for 15 years in the system, including 10 at the Major League level from 1976-85, and was a member of the Royals World Series teams in 1980 and 1985...was manager of the Omaha Royals in 1987 and was named Kansas City manager on Aug. 27, 1987...compiled a 287-270 record with Kansas City, including a 92-70 mark in 1989...worked for the California Angels in 1992 and 1993, serving as the interim manager, 3rd base coach and bench coach...was the Red Sox bullpen coach in 1994...worked in broadcasting as an analyst for The Baseball Network in 1995 and for the Royals Radio Network from 1996-97..."Duke" is also President of the Royals Alumni...resides in Blue Springs, Mo., with his wife, Nancy...the couple has 3 children, Dusty, Derek and Dina.



Dale Gilbert Rehabilitation Coordinator

Dale Gilbert will begin his 2nd season as the Royals Rehabilitation Coordinator in 2004 after spending 6 seasons in the Diamondbacks organization...before joining the Royals, he worked 3 years as athletic trainer for AA El Paso Diablos and was named Texas League Trainer of the Year in both 2001 and 2002...began his career with the Arizona Rookie League team in 1997 before spending a year each as trainer for the Southbend Silverhawks (1998) and High Desert Mavericks (1999)...Gilbert, who resides in Phoenix, earned his Bachelor of Science Degree in Exercise Science/Physical Education with a Minor in Spanish from Arizona State University.

2004 Minor League Staff



Bob Allen Rehabilitation Coach

Bob Allen enters his 2nd season as the Royals Minor League Rehabilitation Coach in 2004...joined the organization in 1999, serving as a strength and conditioning coach at Wichita (AA) for 2 seasons before serving as bullpen catcher for the Major League team and as a strength and conditioning coach at Spokane (A) in 2001...spent the 2002 season as the Strength and Conditioning Coach with Burlington (A)...received his Bachelor of Science degree in Exercise Science from Western Illinois University...Allen and his wife, Casey, had their first child, Caden, in August 2002...the family resides in Galesburg, Ill., with their chocolate labrador, Scout.



Jason Estep Strength and Conditioning Coordinator

Jason Estep serves as Royals Minor League Strength and Conditioning Coordinator for the 2nd season in 2004 after serving as the Assistant Strength and Conditioning Coordinator in 2002...will coordinate Minor League strength and conditioning programs, while assisting Chris Mihlfeld at the Major League level...also served as the Strength Coach at Class A Charleston in 2000, before working at West Jessamine (Lexington, Ky.) High as the Varsity Assistant Baseball Coach in 2001...has also worked as a commercial sales rep for FactoryFitness.com...Estep was a 4-year baseball letterman at Eastern Kentucky University from 1995-99 and received his Bachelor of Science Degree in Physical Education Wellness in 1999...resides in Lexington, Ky., with his wife, Leslie.



Ryan Stoneberg Latin America Strength and Conditioning Coordinator

Ryan Stoneberg returns for his 3rd season with the Royals as Latin America Strength and Conditioning Coordinator, developing all Latin America strength and conditioning programs and assisting in the rehabilitation of Major and Minor League players...joined the Royals from the Diamondbacks organization, where he served as the Minor League Strength and Conditioning Coach since 1999...earned his Bachelor of Science in Physiological Sciences from the University of Arizona in 1999, where he also served as a strength and conditioning department intern...also received an Associate of Arts and Associate of Math and Science degrees from Lassen Community College in 1996...resides in Lacey, Wash.



Johnny O'Donnell Minor League Equipment Coordinator

Johnny O'Donnell returns for his 2nd season as Minor League Equipment Coordinator for the Royals in 2004...before joining the Royals, he served as Athletic Equipment Manager for the Arizona State University Athletic Department since 1997...also served as the Minor League Equipment Coordinator and Facility Manager for the Seattle Mariners from 1995-97 and spent the 1991 season as an assistant equipment manager for the Major League club...O'Donnell then began a 3-year stint with Gold's Gym, where he served as a floor and fitness director and operations director...earned his Bachelor of Arts Degree in English and Communications with a Minor in Theatre Arts from Arizona State in 1990.

ROYALS
STAFF
REHABILITATION
COORDINATOR
STRENGTH AND
CONDITIONING
COORDINATOR
LATIN AMERICA
STRENGTH AND
CONDITIONING
COORDINATOR
EQUIPMENT
COORDINATOR

Omaha Royals



AAA (Pacific Coast League)

Managing General Partner/President: Matt Minker

Senior VP & GM: Doug Stewart, (402) 738-5106

Media Relations: Kevin McNabb, (402) 738-5103

Rosenblatt Stadium (25,250)

1202 Bert Murphy Avenue • Omaha, NE 68107

(402) 734-2550 • (402) 734-7166 • FAX

Press Box: (402) 738-5142

Website: www.oroynals.com

2003 Results: 70-73, 4th, Central Division



Mike Jirschele, Manager

Mike Jirschele will once again guide Omaha in 2004...returned to the dugout in 2003 after serving as the Royals Coordinator of Instruction from 1999-2002...managed Omaha from 1995-97 before being named Infield Instructor for the Royals Minor League system in 1998...also managed Wilmington (1994), Rockford (1993) and Gulf Coast (1992) during his stint with the Royals organization...led the Blue Rocks to the Mills Cup Championship in 1994 finishing with a 94-44 record...was named Manager of the Year in the Carolina League...also named Manager of the Year in the Gulf Coast League in 1992 after leading the Royals to a 41-18 record...named the Dick Howser Award winner in 1992 and 1994...originally selected in 5th round of 1977 draft by Texas...signed with the Royals in 1988...resides in Clintonville, Wis., with his wife, Sheri, and children, Jeremy, Jennifer and Justin.



Dave LaRoche, Pitching Coach

Dave LaRoche returns for his 2nd season as Omaha's pitching coach after spending the 2002 season as pitching coach for the Gulf Coast Royals...has brought a wealth of experience to the Royals organization, serving 14 years as a Major League pitcher and 5 seasons as a Major League pitching coach...made his Major League debut on May 11, 1970 with California...pitched with the Angels, Twins, Cubs, Indians and Yankees before retiring in 1983...was named to the A.L. All-Star team in 1976 and 1977...was a Minor League pitching coach in the Yankees system from 1984-86, the Toronto organization in 1987 and in the New York Mets system in 1998...was the Chicago White Sox co-pitching coach from 1989-1991 and the Mets co-pitching coach in 1992 and 1993...LaRoche, 55, resides in Ft. Scott, Kan.



Terry Bradshaw, Hitting Coach

Terry Bradshaw enters his 1st year as hitting coach for the Omaha Royals after spending the 2002-03 seasons as hitting coach at Wilmington...following a 10-year playing career, Bradshaw moved to the coaching ranks as the hitting coach for Charleston in 2000 and for Burlington in 2001...played for the Royals at Omaha in 1998 before finishing his career with Montreal's Triple-A team at Ottawa in 1999...originally drafted in the 9th round by St. Louis in 1990...spent 8 years in the Cardinals organization...named to the Florida State League All-Star team in 1993 and Texas League All-Star team in 1994...made his Major League debut on May 4, 1995 vs. Houston...played in 34 games with St. Louis in 1995 and 1996...Bradshaw, 34, resides in Prince George, Va. with his wife, Cynthia, and son, Montae.



Jeff Stevenson, Trainer

Jeff Stevenson begins his 6th season at Omaha in 2004...served as the trainer at Class-A Lansing from 1996-98...also worked as the trainer at Appleton (1992), Rockford (1993-94) and Springfield (1995)...was named Midwest League Trainer of the Year in 1995 and 1998...was honored as the Dick Howser Award winner in 1999 for his outstanding contributions to the organization in the Player Development Department...graduated from Indiana University with a Bachelor of Science Degree in Athletic Training...resides with his wife, Christy, and children Brennan, Michael and Meg in Omaha, Neb.

2003 Omaha Royals

The Omaha Royals finished the 2003 season in 4th place in the Pacific Coast League's Central Division with a 70-73 record...the Royals posted just a .266 team batting average but finished 2nd in the league with 736 runs scored in 143 games...Royals pitchers posted a 4.40 ERA, allowing 686 runs (624 earned) on 1,303 hits and 501 walks while recording 859 strikeouts...3B Jarrod Patterson was named Omaha Player of the Year after hitting .257 (123-for-478) with a team-high 18 home runs, while ranking among the league leaders in doubles (33) and RBI (91)...OF Alexis Gomez was named to the 2003 World Futures Team and started in right field in the July 13 game (0-for-2) at U.S. Cellular Field...RHP Brad Voyles was named Omaha Pitcher of the Year, going 2-2 with a 2.99 ERA in 29 games (9 starts)...he allowed 27 earned runs on 68 hits in 81.1 innings...RHP Jamey Wright, who was signed as a Minor League free agent in June, was 9th in the league with a combined 3.80 ERA for Oklahoma (Texas AAA) and Omaha before being called up to the Major League club on Sept. 4...RHP Jason Gilfillan led the bullpen by going 6-0 with a 2.05 ERA in 35 relief appearances, while also seeing limited action at the big league level...the Royals had the 2nd most road wins in the league with a 45-26 record on the road, but posted a league-worst 25-47 record at home.

Batting

PLAYER	AVG.	G	AB	R	H	2B	3B	HR	RBI	SH	SF	HP	BB	SO	SB	CS	E
Abernathy, Brent	.291	92	368	60	107	22	0	7	40	6	4	4	34	38	13	7	12
Agbayani, Benny	.237	88	299	49	71	8	0	16	45	0	2	5	53	61	0	2	1
Berger, Brandon	.270	62	226	43	61	16	3	12	53	0	4	6	31	58	6	1	4
Brito, Juan	.238	36	122	14	29	2	0	2	12	4	0	1	3	25	0	2	0
Brown, Dee	.277	12	47	6	13	2	0	2	9	0	1	1	4	9	1	0	1
Burkhart, Morgan	.251	104	382	54	96	18	0	17	57	0	2	17	50	67	2	0	3
Dawkins, Gookie	.259	33	112	18	29	6	0	2	18	2	2	1	7	24	2	3	3
DeJesus, David	.298	59	215	49	64	16	3	5	23	5	2	9	34	30	8	4	0
Febles, Carlos	.313	9	32	7	10	4	0	0	6	1	0	1	3	6	0	0	1
Gomez, Alexis	.270	121	456	49	123	23	8	8	58	2	4	1	26	91	4	5	9
Guiel, Aaron	.279	52	190	38	53	9	2	8	30	0	1	9	33	43	3	0	5
Hansen, Jed	.252	93	337	50	85	25	2	10	44	1	2	5	47	81	8	7	11
Harris, Brian	.259	72	243	37	63	11	4	3	19	6	2	4	32	38	2	2	10
Kelly, Mike	.296	100	368	63	109	29	1	14	65	1	6	5	50	80	6	1	2
Lunar, Fernando	.211	75	251	28	53	9	0	6	24	5	0	4	11	34	0	0	8
Martinez, Sandy	.247	24	73	12	18	1	0	3	13	0	2	3	5	15	0	1	0
Matos, Julius	.288	92	371	44	107	19	0	7	48	8	3	8	13	32	10	5	19
Ordaz, Luis	.242	49	178	15	43	13	0	0	21	3	4	1	11	19	3	0	5
Patterson, Jarrod	.257	123	478	74	123	33	2	18	91	1	4	2	51	92	4	1	19
Prince, Tom	.308	29	91	16	28	10	0	1	6	0	1	4	14	15	0	1	0
Sasser, Rob	.279	17	61	6	17	3	1	1	5	0	0	0	1	13	4	1	0
Sweeney, Mike	.250	2	8	3	2	1	0	1	1	0	0	0	1	1	0	0	0
Ulery, Dave	.400	2	5	1	2	1	0	0	1	0	0	0	0	1	0	0	0
TOTALS	.266	143	4913	736	1306	281	26	143	689	45	46	91	514	873	76	43	124

Pitching

PITCHER	W-L	ERA	G	GS	CG	SHO	SV	IP	H	R	ER	HR	HB	BB	SO	WP	BK
Baerlocher, Ryan	4-7	4.65	19	19	1	0	0	120.0	115	68	62	17	5	42	73	6	0
Baldwin, James	3-2	4.08	8	8	0	0	0	46.1	48	25	21	3	3	13	24	3	1
Bukvich, Ryan	1-2	4.91	34	0	0	0	5	36.2	39	21	20	2	0	25	44	6	0
Carlyle, Buddy	0-1	5.40	2	0	0	0	0	5.0	5	3	3	2	0	1	4	0	0
DeHart, Rick	1-3	4.82	25	0	0	0	1	28.0	38	15	15	1	3	7	17	1	0
Ferguson, Ian	0-2	6.39	3	3	0	0	0	12.2	14	9	9	1	1	13	5	0	0
Field, Nate	2-2	3.18	19	0	0	0	4	22.2	15	8	8	4	1	4	17	3	0
Flury, Pat	0-0	4.50	7	0	0	0	0	10.0	11	5	5	2	2	3	7	0	1
Fyhne, Mike	7-4	4.21	15	14	0	0	0	98.1	103	52	46	10	5	38	64	1	0
George, Chris	3-5	7.29	10	10	0	0	0	54.1	71	49	44	8	1	22	28	2	0
Gillfillan, Jason	6-0	2.05	35	0	0	0	7	52.2	46	14	12	4	2	12	33	0	0
Harris, Brian	0-0	9.00	1	0	0	0	0	1.0	1	1	1	0	0	0	0	0	0
Hernandez, Runelvis	1-0	1.80	1	1	0	0	0	5.0	3	1	1	0	1	2	5	0	0
Hill, Jeremy	1-3	7.81	26	1	0	0	1	40.1	42	38	35	5	4	42	41	9	0
Jones, Bobby	1-2	3.65	20	1	0	0	1	37.0	28	15	15	4	0	20	27	4	0
Lopez, Albie	0-0	0.00	4	0	0	0	0	5.0	3	0	0	0	0	2	1	0	0
Lowe, Sean	4-0	3.25	14	7	0	0	0	52.2	54	22	19	3	3	19	27	1	0
Mullen, Scott	5-3	3.88	20	9	0	0	1	69.2	75	35	30	3	3	22	50	2	0
Obermueller, Wes	10-5	4.40	17	17	2	0	0	106.1	108	61	52	11	7	42	62	0	0
Osting, Jimmy	1-4	5.66	9	9	1	0	0	49.1	48	31	31	10	3	23	26	1	0
Sedlacek, Shawn	4-11	6.45	27	13	0	0	0	96.1	137	75	69	11	4	25	52	8	1
Snyder, Kyle	2-0	2.79	5	5	0	0	0	29.0	28	9	9	3	1	6	15	0	0
Turman, Jason	3-5	3.87	31	5	0	0	4	74.1	68	34	32	8	0	35	45	3	0
Voyles, Brad	2-2	2.99	29	9	1	0	2	81.1	68	27	27	5	1	24	69	2	1
Walroad, Les	3-1	2.45	18	0	0	0	2	25.2	19	9	7	1	1	9	20	4	1
Wilson, Kris	0-2	8.08	5	0	0	0	0	12.1	21	12	11	2	1	3	9	0	1
Wright, Jamey	3-5	3.64	13	12	1	0	0	76.2	70	35	31	10	3	38	65	2	0
TOTALS	70-73	4.40	143	143	6	1	31	1276.2	1303	686	624	132	56	501	859	60	6

Wichita Wranglers



AA (Texas League, East Division)
General Manager: Eric Edelstein, Ext. 209
Media Relations: Matt Rogers, Ext. 213

Lawrence Dumont Stadium (6,135)
300 South Sycamore • Wichita, KS 67213
(316) 267-3372 • (316) 267-3382 - FAX
Press Box: (316) 267-3372, Ext. 235
Website: www.wichitawranglers.com
2003 Results: 71-69, 4th-1st Half; 1st-2nd Half



Frank White, Manager

Royals Hall of Famer Frank White returns to the dugout as manager of the Wichita Wranglers in 2004...spent the last 2 seasons in the Royals front office as Special Assistant to GM Allard Baird and managed Peoria in the Arizona Fall League in 2003...began his coaching career in the Red Sox organization as manager of the Gulf Coast Rookie team in 1992...then spent 3 seasons (1994-96) as the Red Sox 1st base coach before rejoining the Royals...served as the club's Community Outreach Representative until he took over as 1st base coach during the 1997 campaign, a position he held through the 2001 season...was one of the most decorated 2nd basemen in baseball history during his 18-year playing career with the Royals...won 8 Gold Gloves and was a 5-time All-Star and 2-time Royals Player of the Year...the Royals played in 7 postseasons during his career, including 2 World Series...named ALCS MVP in 1980 after hitting .545 (6-11) with 3 RBI to lead KC to its 1st-ever World Series appearance...his number 20 was retired and he was inducted into the Royals Hall of Fame in 1995...the Kansas City native graduated from Lincoln High and was the 1st graduate of the experimental Royals Academy to be invited to big league Spring Training with the Royals in 1973...resides in Lee's Summit, Mo., with his wife, Teresa...has 4 children - Frank III, Adrienne, Terrance and Courtney - and 4 stepsons - Michael, Darryl, Jordan and Joseph.



Larry Carter, Pitching Coach

Larry Carter will spend his 7th season in the organization and 3rd as the pitching coach at Wichita in 2004...served as the pitching coach at Wilmington in 2000 and 2001, Charleston in 1999 and Lansing in 1998...was a pitching coach in the Texas-Louisiana League from 1994-97 for the Tyler Wildcatters...originally selected in the 10th round of 1986 June Free Agent Draft by St. Louis...played in the Cardinals system for 2 years before joining the Giants organization...named to Texas League All-Star team in 1991...appeared in 6 games with San Francisco in 1992, posting a 1-5 record and a 4.64 ERA...graduated from West Virginia State College...resides in Athens, Texas, with his wife, Jennifer.



Nelson Liriano, Hitting Coach

Nelson will begin his 3rd season as hitting coach for the Wranglers...managed the Rockies Dominican Summer League team for the 2000 and 2001 seasons...played for 11 Major League seasons including part of the 1991 season with the Royals...made his Major League debut in 1987 with Toronto and played for the Blue Jays until being traded to Minnesota on July 22, 1990...following the 1991 season he signed with Cleveland as a free agent and played in the Indians Minor League system in 1992...played for Colorado (1993-94), Pittsburgh (1995-96) and Los Angeles (1997)...completed his Major League playing career with the Rockies in 1998...played in Japan and Mexico in 1999...resides in Puerto Plata, DR, with his wife, Milvia, and their children, Cindy, Jessie, Minelia and Minali.



Charles Leddon, Trainer

Charles begins his 3rd season in the Royals organization as the trainer for the Wichita Wranglers...joined the Royals as a trainer for the Burlington Bees in 2002 before joining the Double A affiliate last season...spent the 2001 season in the Boston Red Sox system as a trainer for the Lowell Spinners in the New York-Penn League...also worked in the New York Mets system from 1994-96 for the Gulf Coast Mets, Pittsfield Mets and St. Lucie Mets...received his Bachelor of Science Degree in Sports Medicine from Pepperdine University in 1992...completed his Master's Degree in Biomechanics at Oregon State University in December 2003...was the trainer for the 1992 National Championship team at Pepperdine...was a graduate assistant athletic trainer at Oregon State in 1998 and 1999.

2003 Wichita Wranglers

The Wichita Wranglers finished in 1st place in the 2nd half of the Texas League's East Division standings with an overall 71-69 record to qualify for the playoffs...the Wranglers were swept in the playoffs for the 2nd straight year by being swept in a best-of-5 series by the Frisco RoughRiders...Wichita had the league's 2nd best batting average (.277) with 665 runs, 1304 hits, 229 doubles and 78 homers...OF Byron Gettis, who was named the Royals Minor League Player of the Year, led the Wranglers offense...he ranked 2nd in the Texas League with a .302 average and 103 RBI...OF Tydus Meadows finished 5th in the league with 79 RBI and tied for 2nd among all Royals Minor Leaguers with 17 home runs, while OF Norris Hopper ranked 6th in the league with a .300 average...the pitchers had the league's 4th best ERA (4.11)...LHP Jimmy Gobble tied for 3rd among the Texas League leaders with 12 wins and ranked 4th in the league with a club-best 3.19 ERA when he was called up to the Major League club on Aug. 2...RHP Jorge Vasquez, who was named Wichita's Pitcher of the Year, was 3-1 with a 1.92 ERA and finished 4th in the Texas League with 22 saves...RHP Zack Greinke, who was promoted to Wichita on July 5, was named the Royals Minor League Pitcher of the Year and *The Sporting News* 2003 Minor League Player of the Year after going 4-3 with a 3.23 ERA in 9 starts at the Double A level...the Wranglers had 4 staff members (Keith Bodie, Larry Carter, Nelson Liriano and Charles Leddon) and 6 players (Justin Gemoll, Gettis, Meadows, Corey Hart, Gobble and Danny Tamayo) named to the 2003 Texas League East All-Star Team...there were 3 players on the 2003 Texas League Post-Season All-Star Team (Gettis, Meadows, Gobble).

Batting

PLAYER	AVG.	G	AB	R	H	2B	3B	HR	RBI	SH	SF	HP	BB	SO	SB	CS	E
Amenich, Tony	.200	3	10	1	2	0	0	0	0	0	0	0	1	1	0	0	2
Beltran, Carlos	.333	3	9	3	3	2	0	0	1	0	0	0	2	3	1	0	0
Bledsoe, Hunter	.255	31	110	16	28	3	0	2	10	1	4	2	6	18	1	1	2
Cunningham, Marco	.276	104	319	60	88	12	2	6	35	5	3	17	29	50	13	9	1
DeJesus, David	.338	17	71	14	24	4	0	2	10	0	1	2	9	8	1	3	1
Fenster, Darren	.133	5	15	2	2	1	0	0	2	1	0	0	1	3	0	0	0
Gemoll, Justin	.275	117	382	52	105	19	0	1	34	8	2	6	46	58	15	5	13
Gettis, Byron	.302	140	510	80	154	31	4	16	103	2	11	13	55	110	15	11	6
Guzman, Jake	.000	1	1	0	0	0	0	0	0	0	0	0	0	0	0	0	0
Harris, Brian	.255	37	145	16	37	6	2	2	16	5	2	2	15	28	5	4	3
Hart, Corey	.275	93	334	40	92	9	0	4	47	3	3	2	49	69	12	4	16
Hopper, Norris	.300	115	424	56	127	14	2	0	40	16	1	4	27	58	24	10	5
Lora, Tom	.233	16	43	6	10	2	0	0	2	1	0	0	5	7	2	1	2
Machado, Alejandro	.287	78	289	59	83	13	5	1	31	5	2	4	34	45	19	9	4
Meadows, Tydus	.290	114	421	60	122	27	4	17	79	0	3	13	41	75	14	8	5
Medrano, Steve	.321	10	28	4	9	1	0	0	3	0	0	1	1	6	1	0	2
Ortiz, Nick	.230	35	126	15	29	4	0	1	7	0	0	1	9	32	1	2	4
Rodriguez, Victor	.326	47	184	32	60	11	0	1	26	2	6	3	14	13	2	1	6
Salazar, Oscar	.279	78	287	34	80	15	2	7	43	0	3	0	24	48	4	4	6
Santos, Chad	.270	111	396	48	107	21	3	11	49	1	3	3	35	116	3	0	13
Tonis, Mike	.238	87	307	34	73	18	0	2	24	7	2	3	23	52	3	1	7
Ullery, Dave	.202	37	119	12	24	3	0	0	12	1	1	0	8	30	0	0	3
Walter, Scott	.269	48	167	21	45	13	1	5	21	1	1	7	7	36	1	1	2
TOTALS	.277	140	4701	665	1304	229	25	78	595	59	48	83	441	866	137	74	114

Pitching

PITCHER	W-L	ERA	G	GS	CG	SHO	SV	IP	H	R	ER	HR	HB	BB	SO	WP	BK
Asencio, Miguel	0-0	0.00	1	1	0	0	0	4.0	1	0	0	0	0	1	3	0	0
Baeoelcher, Ryan	2-1	4.93	12	2	0	0	0	34.2	40	25	19	1	2	14	36	2	0
Carlyle, Buddy	3-2	1.98	15	0	0	0	3	27.1	19	6	6	0	0	7	41	1	0
Douglass, Ryan	0-3	4.77	28	7	0	0	1	66.0	94	43	35	8	7	16	38	6	2
Ferguson, Ian	2-1	7.52	13	3	0	0	0	26.1	37	23	22	2	2	17	15	3	0
Field, Nate	1-0	3.60	15	0	0	0	3	20.0	20	9	8	2	1	8	20	2	1
Flury, Pat	2-0	3.04	17	0	0	0	0	26.2	24	11	9	1	2	12	25	3	0
Gobble, Jimmy	12-8	3.19	22	22	2	1	0	132.2	128	57	47	11	5	40	100	5	0
Greinke, Zack	4-3	3.23	9	9	0	0	0	53.0	58	20	19	5	3	5	34	0	0
Hart, Corey	0-0	0.00	1	0	0	0	0	1.0	0	0	0	0	0	0	1	0	0
Hernandez, Runelvis	0-2	3.86	2	2	0	0	0	9.1	9	4	4	0	0	5	5	0	0
Hill, Jeremy	0-0	0.00	2	0	0	0	0	2.0	0	1	0	0	0	3	3	0	0
Lee, Garrett	5-9	5.02	30	13	1	0	1	118.1	146	72	66	17	10	33	74	5	1
Luque, Roger	0-1	9.64	5	0	0	0	0	4.2	10	5	5	1	1	2	2	0	0
Natale, Mike	1-2	2.79	20	0	0	0	0	38.2	32	12	12	2	1	19	28	5	0
Rose, Brian	0-4	5.40	7	5	0	0	0	25.0	27	17	15	5	1	12	11	0	0
Sanchez, Brian	1-5	3.16	38	6	0	0	2	85.1	84	38	30	8	3	17	73	3	2
Sedlacek, Shawn	1-2	5.60	5	5	0	0	0	27.1	32	17	17	3	2	7	15	1	0
Shiery, Shaun	0-1	9.00	3	0	0	0	0	3.0	3	3	3	0	0	2	3	0	0
Snyder, Kyle	0-0	0.00	1	1	0	0	0	5.0	2	0	0	0	1	0	2	0	0
Stiles, Brad	0-0	10.64	8	0	0	0	0	11.0	21	14	13	1	1	7	7	1	0
Tamayo, Danny	11-14	4.56	27	26	1	0	0	154.0	159	84	78	16	8	56	95	13	1
Thompson, Eric	11-0	2.11	20	13	0	0	1	94.0	76	26	22	7	3	29	57	2	0
Vasquez, Jorge	3-1	1.92	36	0	0	0	22	51.2	39	12	11	3	5	18	52	8	1
Walrond, Les	2-0	3.27	2	2	0	0	0	11.0	7	4	4	2	0	2	9	2	0
Wilkerson, West	6-6	4.80	32	13	0	0	1	105.0	117	65	56	8	8	46	35	1	1
Wrightsmann, Ducky	4-4	6.07	20	10	0	0	1	75.2	98	55	51	14	7	17	51	4	1
Young, Doug	0-0	9.00	6	0	0	0	0	6.0	7	6	6	1	0	6	3	2	0
TOTALS	71-69	4.11	140	140	4	9	39	1218.2	1290	629	557	118	73	401	838	72	10

Wilmington Blue Rocks



A (Carolina League, North Division)
President: Matt Minker
General Manager: Chris Kemple, Ext. 2550
Media Relations: Steve Lenox, Ext. 2585

Daniel S. Frawley Stadium (6,537)
 801 South Madison • Wilmington, DE 19801
 (302) 888-2015 • (302) 888-2032 - FAX
Press Box: (302) 888-5351
Website: www.bluerocks.com
2003 Results: 80-60, 2nd-1st Half; 1st-2nd Half



Billy Gardner, Jr., Manager

Billy Gardner, Jr. returned to the Royals organization in 2003 and led the Blue Rocks to the Carolina League playoffs in his 1st season as manager...selected by the Royals in the 50th round of the 1987 June Draft and spent 2 seasons in the Royals Minor League system before beginning his coaching career...before taking over as manager at Wilmington, he spent 8 seasons managing in the Boston Red Sox Minor League system with stops at Lowell (1996), Michigan (1997-98), Augusta (1999), Trenton (2000-01) and Sarasota (2002)...led Augusta to the South Atlantic League championship in 1999 and was named Midwest League Manager of the Year and Red Sox Edward F. Kenney Player Development Award winner in 1998...began his coaching career in 1989 for the University of Hartford before moving to the pro ranks...graduated from Waterford (Conn.) High in 1984...attended Mitchell Junior College (New London, Conn.) and the University of Hartford...resides in Naples, Fla., with his wife, Kristie, and their 2 children, Joshua and Jaycie...is the son of Billy Gardner, Sr., who managed the Royals during part of the 1987 season and the Minnesota Twins from 1981-85.



Reggie Jackson, Pitching Coach

Reggie Jackson joins the Royals organization in 2004 as pitching coach for the Wilmington Blue Rocks...comes to the Royals after spending 2 years in the Expos organization as pitching coach for Class A Clinton in 2002 and Class A Savannah in 2003...served as head coach for Hofstra University from 1996-2001...was also regional supervising scout for the New York Mets in the New York area from 1988-93...pitched 4 seasons in the Mets Minor League system from 1982-85...graduated from Fisk University with a Bachelor's Degree in Health Care Administration and took graduate level class in Physical Education at Hofstra...he and his wife, Valerie, reside in Dix Hills, N.Y...the couple has 2 children, Wesley and Kyle.



Boots Day, Hitting Coach

Charles "Boots" Day, who scouted for the Royals in 1992, rejoins the organization in 2004 as hitting coach for the Blue Rocks...spent the previous 3 seasons as hitting and 1st base coach for the Memphis Redbirds, the Triple A affiliate of the St. Louis Cardinals...joined the St. Louis organization in 1998 as a coach at Prince William...also coached 2 seasons in the Cleveland Indians Minor League system at Buffalo in 1996 and Kinston in 1997...has also scouted for the New York Yankees and Detroit Tigers...began his professional coaching career as manager of Detroit's rookie club in Bristol from 1982-83.



Steve Guadalupe, Trainer

Steve Guadalupe will begin his 1st season with Wilmington as the Blue Rocks trainer after serving as trainer for the Arizona Royals in 2003...before joining the Royals organization, Guadalupe worked as a physical therapy technician for Barkman and Smith Physical Therapy Clinic in Uless, Texas...also served as an athletic trainer intern for the Texas Rangers during the 2002 season...Guadalupe earned his Bachelor or Arts Degree in Kinesiology from the University of Texas-Arlington in 2001...is single and currently resides in Fort Worth, Texas.

2003 Wilmington Blue Rocks

The Wilmington Blue Rocks finished the 2003 season with an 80-60 record and captured 1st place in the 2nd half of the Carolina League's Northern Division standings to qualify for the playoffs...however, Blue Rocks were swept in the best-of-3 playoffs by the Lynchburg Hillcats (7-6, 4-3)...Wilmington ranked 3rd in the Carolina League with a .256 team batting average with 589 runs, 1173 hits, 211 doubles and 57 homers, while the pitching staff posted a Carolina League-leading 2.92 team ERA, allowing 477 runs (391 earned), 1,072 hits and 386 walks with 950 strikeouts...2B Ruben Gotay was named Wilmington Player of the Year by hitting .261 with 68 runs, 31 doubles, 9 homers and 72 RBI in 134 games, while 1B Chris Fallon ranked 2nd in the league with 79 RBI and 5th with a .386 on-base percentage...RHP Kyle Middleton was named the Wilmington Pitcher of the Year by posting a league-leading 2.41 ERA and tying for 2nd in the Carolina League with 11 wins...RHP Zack Greinke was named the 2003 Carolina League Pitcher of the Year by leading the Carolina League with a 1.14 ERA and an 11-1 record, including a 9-game winning streak to start the season, at the time of his promotion to Wichita on July 5...Greinke was also named to the 2003 United States Futures Team as part of the All-Star Game festivities and pitched a scoreless inning in the game...RHP Zach McClellan and RHP Brian Bass added to the league's best pitching arsenal by ranking among the league leaders with a 2.84 ERA...Bass also ranked 4th in the league with 119 strikeouts on the season...the Blue Rocks had 5 players named to the 2003 Carolina League's All-Star Game (Scott Walter, Andres Blanco, Greinke, Middleton, Trey Dyson) and 3 players on the 2003 Carolina League's Post-Season All-Star Team (Greinke, Blanco, Dyson)...General Manager Chris Kemple rounded out the Wilmington organizational honors by being named the Carolina League's Executive of the Year for the 2nd-straight year.

Batting

PLAYER	AVG.	G	AB	R	H	2B	3B	HR	RBI	SH	SF	HP	BB	SO	SB	CS	E
Alleva, J.D.	.250	56	184	20	46	7	0	2	17	2	4	2	16	28	0	4	2
Ammerich, Tony	.196	53	148	13	29	8	1	1	20	3	1	5	24	28	0	0	3
Blanco, Andres	.244	113	394	61	96	11	3	0	25	21	2	8	44	50	13	7	26
Boruff, Gabriel	.000	1	4	0	0	0	0	0	0	0	0	0	0	1	0	0	0
Costa, Shane	.143	3	7	1	1	1	0	0	0	0	0	1	2	1	0	0	0
Cotto, Luis	.173	17	52	8	9	0	0	0	5	1	1	0	7	15	0	0	1
Cowan, Justin	.274	119	438	52	120	23	6	7	52	2	3	16	25	66	2	0	3
Dorsey, Ryan	.000	2	2	1	0	0	0	0	0	0	0	0	3	0	0	0	0
Draper, John	.234	127	441	42	103	15	1	2	47	11	4	12	41	80	9	2	7
Dyson, Trey	.275	128	458	64	126	31	0	14	72	1	7	8	60	92	6	2	4
Fallon, Chris	.272	135	471	69	128	28	0	11	79	0	7	8	84	99	4	2	11
Fenster, Darren	.237	88	312	39	74	10	0	0	33	3	2	4	51	40	0	2	10
Gotay, Ruben	.261	134	502	68	131	31	2	9	72	4	9	7	60	97	8	1	16
Groves, Brett	.256	66	180	28	46	7	1	1	14	2	1	5	26	41	1	2	12
Keim, Adam	.225	63	213	13	48	9	2	2	12	3	1	0	20	46	1	0	4
Lytle, Derrick	.273	43	132	20	36	2	2	1	11	1	0	2	21	39	3	1	2
Phillips, Paul	.239	13	46	1	11	1	0	0	6	0	0	1	1	6	0	1	1
Shanks, James	.301	85	346	54	104	15	2	2	23	1	1	4	28	71	21	8	6
Stocker, Mel	.232	20	56	6	13	0	1	0	8	1	1	0	3	12	5	0	1
Walter, Scott	.272	52	191	29	52	12	0	5	34	2	1	2	13	27	0	0	5
TOTALS	.256	140	4577	589	1173	211	21	57	530	58	45	85	529	839	73	32	132

Pitching

PITCHER	W-L	ERA	G	GS	CG	SHO	SV	IP	H	R	ER	HR	HB	BB	SO	WP	BK
Armitage, Barry	0-2	6.27	30	0	0	0	0	37.1	44	29	26	6	1	24	36	2	0
Bass, Brian	9-8	2.84	26	26	2	0	0	152.1	129	59	48	7	7	43	119	7	0
Burch, Matt	1-2	2.70	13	1	0	0	1	23.1	24	8	7	2	1	10	16	0	0
Douglass, Ryan	4-0	1.93	8	5	0	0	0	32.2	22	8	7	1	0	5	28	0	0
Greinke, Zack	*11-1	*1.14	14	14	3	1	0	87.0	56	16	11	5	2	13	78	1	0
Griffin, Colt	1-0	0.00	1	1	0	0	0	6.0	3	1	0	0	0	0	5	0	0
Keppinger, Billy	6-2	2.25	34	0	0	0	2	52.0	41	16	13	3	0	16	34	4	0
Leclair, Eric	1-2	3.03	32	0	0	0	5	38.2	32	17	13	1	0	30	53	4	0
Lord, Justin	0-2	4.09	13	1	0	0	0	22.0	17	10	10	1	4	5	18	1	0
Mattison, Kieran	3-1	3.74	7	7	0	0	0	33.2	38	16	14	5	0	9	29	0	0
McClellan, Robbie	0-0	0.00	1	0	0	0	1	1.0	1	0	0	0	0	0	1	0	0
McClellan, Zach	8-8	2.84	30	23	1	1	0	133.0	101	51	42	6	5	39	100	5	0
McGill, Trae	0-0	1.35	6	0	0	0	0	13.1	10	2	2	0	0	2	7	0	0
Middleton, Kyle	11-8	2.41	27	27	1	0	0	160.1	155	59	43	6	7	35	75	10	0
Morrison, Robbie	4-3	3.54	42	0	0	0	11	53.1	39	22	21	3	0	18	65	4	1
Natale, Mike	2-2	2.79	27	0	0	0	7	38.2	35	14	12	2	1	13	57	2	0
Stiles, Brad	2-2	2.41	26	0	0	0	2	37.1	32	12	10	1	0	18	40	3	1
Stodolka, Mike	2-1	3.00	5	5	0	0	0	21.0	15	8	7	0	0	9	10	0	0
Tierney, Chris	5-11	4.38	26	26	0	0	0	127.1	160	77	62	11	2	48	73	5	0
Vasquez, Jorge	1-2	1.96	17	0	0	0	7	23.0	19	7	5	1	0	14	31	1	0
Villacis, Eduardo	6-2	2.82	42	4	0	0	2	92.2	78	36	29	4	2	28	64	6	0
Wrightsmann, Dusty	3-1	4.42	10	0	0	0	0	18.1	21	9	9	0	2	7	11	0	0
TOTALS	80-60	2.92	140	140	7	16	38	1204.1	1072	477	391	65	386	950	55	2	0

Burlington Bees



BURLINGTON
Bees

A (Midwest League, Western Division)

President: David Walker

General Manager: Chuck Brockett

Asst. GM, Baseball Operations: Randy Wehofer

Community Field (3,502)

2712 Mt. Pleasant Street • Burlington, IA 52601

(391) 754-5705 • (319) 754-5882 - FAX

Press Box: (319) 754-5705

Website: www.gobees.com

2002 Results: 64-74, 8th-1st Half, 5th-2nd Half



Jim Gabella, Manager

Jim Gabella will manage the Burlington Bees in 2004...joined the Royals organization after serving as an area scout for the Cleveland Indians since 1997...began his coaching career as the head baseball coach at Broward Community College in Ft. Lauderdale, Fla., from 1984-85...served as an area scout for Milwaukee from 1985-88 and was responsible for signing Gary Sheffield...managed and coached in the Cleveland Indians system for 6 years from 1989-94 with stops at Burlington, Watertown, Colorado Springs and Canton-Akron...spent the 1995-96 seasons with the Montreal organization, serving as an area scout and manager of the Vermont Expos and Gulf Coast Expos...named the New York-Penn League's Manager of the Year in 1995...played in the White Sox and Mariners organizations, as well as the Independent Rocky Mount Pines League from 1976-80...has also served as General Manager of the Ft. Lauderdale Baseball School and Central Florida Baseball School, as well as an instructor at Bucky Dent's Baseball School...Gabella and his wife, Cynthia, have one son, Cody.



Tom Burgmeier, Pitching Coach

Tom Burgmeier enters his 2nd season as pitching coach for the Bees...spent the 2001 and 2002 seasons as pitching coach for Baltimore's Double A affiliate in Bowie...was the bullpen coach for the Royals Major League club from 1998-2000 and spent the 1997 season as the Royals video scouting coordinator...also worked in a similar capacity for the Royals in 1991 and served as pitching coach in the organization's Minor League system from 1992-96...compiled a 79-55 record with 102 saves and a 3.23 ERA in 17 Major League seasons with California, Kansas City, Minnesota, Boston and Oakland...went 5-4 with 24 saves and a 2.00 ERA for the Red Sox in 1980 and was named to the American League All-Star team...resides in Overland Park, Kan., with his wife, Sharon, and children, Kristen and Bret.



Patrick Anderson, Hitting Coach

Patrick Anderson begins his 4th year with the Royals and 3rd as the hitting coach for Burlington...was the hitting and catching instructor for the Gulf Coast Royals in 2001...was an assistant baseball coach at Hofstra University in Hempstead, N.Y. for 3 years prior to joining the Royals...served as an assistant baseball coach at Gannon (Erie, Pa.) College in 1997 and 1998...played in the Independent Leagues from 1995-97 with Zanesville and Chillicothe in the Frontier League and Sonoma in the Western League...attended Brevard (N.C.) Junior College for 2 years...graduated from Mars Hill (N.C.) College with degrees in Education and Business...he and his wife, Larissa, reside in Westbury, N.Y.



Mark Stubblefield, Trainer

Mark Stubblefield will serve as trainer for Burlington for the 2nd season in 2004...joined the Royals organization as a trainer at Spokane in 2002 after spending the 2001 season as the Athletic Trainer for the Cincinnati Reds Gulf Coast League club in Sarasota...was an athletic trainer intern in the Milwaukee Brewers system in 1999, working with the Triple-A Louisville Riverbats...has also worked as a trainer on the collegiate level as a graduate assistant at California University of Pennsylvania and as a student athletic trainer at Indiana State University...earned his Bachelor of Science Degree in Athletic Training from Indiana State in 2000 and his Master of Science Degree in Athletic Training from California University of Pennsylvania in 2001...Stubblefield, 26, resides in Largo, Fla.

2003 Burlington Bees

After finishing the 1st half of the season 10 games below the .500 mark with a 29-39 record, the Burlington Bees finished the 2nd half of the season in 5th place in the Midwest League's Western Division standings with a 35-35 record and 64-74 overall record in 2003...the Bees had a .253 team batting average with 628 runs and 47 home runs, while the pitching staff posted a 4.05 ERA (631 R, 547 ER, 1149 H, 492 BB, 864 SO)...the Bees were tough in the field, committing just 151 errors to tie for the 2nd-best fielding percentage in the Midwest League (.971)...only the 1996 Bees had fewer errors (147) and a better fielding percentage (.972) than this season's team...SS Donnie Murphy was named Burlington Player of the Year after ranking 4th in the league with a .313 batting average and 2nd in the league with a franchise-record 98 RBI...he also ranked 2nd in the league with 158 hits and his .397 on-base percentage was 3rd-best in the league...Murphy led the Midwest League in batting in both June (.365) and August (.425)...3B Damaso Espino was also an offensive power with 88 RBI, the 4th-most in the league, while OF Mel Stocker was tied for 3rd in the Midwest League with 9 triples and tied for 2nd with 85 runs scored...RHP Devon Lowery was named the Burlington Pitcher of the Year by posting 6-4 record with a 3.36 ERA...he went 5-2 with a 4.12 ERA in 10 starts and 1-2 with a 2.17 ERA in 16 relief appearances of the season...RHP Jonah Bayliss was also an impressive part of the Bees pitching staff, posting a 3.86 ERA and ranking 3rd in the league with 133 strikeouts...Bayliss pitched the Bees 12th no-hitter in franchise history on Aug. 5 vs. Peoria (9.0 IP, 2 BB, 9 SO)...Burlington had 2 players named to the 2003 Midwest League West All-Star Team (Kieran Mattison, Bayliss).

Batting

PLAYER	AVG.	G	AB	R	H	2B	3B	HR	RBI	SH	SF	HP	BB	SO	SB	CS	E
Alexander, Alexis	.140	16	50	2	7	0	1	0	7	0	2	1	2	24	1	0	0
Dean, Erik	.265	64	223	35	59	9	1	3	42	2	7	5	24	37	3	1	12
Espino, Damaso	.285	130	480	58	137	25	3	88	6	8	6	69	76	8	4	29	
Frend, Tim	.267	120	453	57	121	22	3	11	55	4	4	4	39	75	8	5	4
Gonzalez, Luis	.171	64	210	15	36	3	0	3	15	1	2	11	12	58	0	1	6
Graham, Bryan	.233	15	60	7	14	2	0	0	3	0	0	0	4	11	0	0	2
Guzman, Jacob	.167	1	6	0	1	0	0	0	0	0	0	0	0	1	0	0	0
Jensen, Dave	.205	105	371	32	76	10	1	1	21	1	4	3	46	90	3	2	7
Kaahue, Kila	.238	114	395	53	94	21	1	11	63	6	6	8	67	87	1	3	11
Lonnquist, Eric	.217	55	175	30	38	3	0	0	8	5	0	6	29	29	6	0	4
Lytle, Derrik	.223	47	157	27	35	6	1	1	9	7	3	2	16	43	3	2	0
Murphy, Donald	.313	132	504	77	158	29	6	5	98	3	7	9	65	78	15	6	14
Sanchez, Angel	.270	106	408	54	110	8	1	2	35	6	3	4	28	52	14	5	23
Stephens, Bernard	.245	121	432	64	106	15	5	2	34	5	2	3	41	106	24	12	7
Stocker, Mel	.273	103	403	85	110	16	9	3	33	8	2	15	46	48	36	5	2
Tupman, Matt	.223	81	296	32	66	12	3	2	38	0	7	3	27	41	1	2	9
TOTALS	.253	138	4623	628	1168	181	35	47	549	54	57	80	515	856	123	48	151

Pitching

PITCHER	W-L	ERA	G	GS	CG	SHO	SV	IP	H	R	ER	HR	HB	BB	SO	WP	BK
Ackerman, Eric	9-5	4.69	26	25	0	0	0	149.2	156	87	78	10	6	62	74	4	0
Armitage, Barry	0-1	6.52	8	0	0	0	1	9.2	14	7	7	1	1	4	5	0	0
Atencio, Greg	0-1	12.38	2	0	0	0	0	8.0	15	12	11	3	2	5	7	4	0
Bayliss, Jonah	7-12	3.86	26	26	2	1	0	140.0	129	78	60	11	10	69	133	9	0
Burch, Matt	0-1	2.20	8	0	0	0	1	16.1	16	4	4	0	0	5	13	5	0
Burgos, Ambiorix	0-1	5.40	2	2	0	0	0	5.0	3	3	3	1	0	6	4	1	0
Carter, Ramsey	0-0	1.29	2	0	0	0	0	7.0	5	2	1	0	0	2	6	0	0
Chamberlain, Steve	3-7	3.38	33	0	0	0	10	74.2	54	29	28	5	4	23	57	6	1
Christensen, Danny	1-12	5.92	17	16	0	0	0	79.0	83	62	52	11	7	31	46	2	0
Colton, Kyle	0-0	6.35	2	0	0	0	0	5.2	5	4	4	0	0	6	3	1	0
Delacruz, Andres	2-0	4.60	21	0	0	0	0	29.1	23	18	15	1	3	21	9	6	0
Endicott, Drew	7-5	3.73	32	11	1	1	5	115.2	125	55	48	6	2	29	60	6	0
Griffin, Cole	9-11	3.91	27	27	0	0	0	149.2	127	80	65	7	15	97	107	23	1
Hoelscher, Nate	2-4	4.22	34	0	0	0	3	59.2	68	33	28	4	3	16	53	1	0
Kaanoi, Jason	2-3	6.06	31	0	0	0	2	52.0	58	38	35	5	0	29	30	5	0
Keppinger, Billy	0-0	0.00	3	0	0	0	0	5.0	2	0	0	0	0	1	5	0	0
Lord, Justin	3-1	3.92	19	0	0	0	1	43.2	36	20	19	6	2	8	33	3	0
Lowery, Devon	6-4	3.36	26	10	0	0	5	96.1	78	39	36	9	3	34	74	4	0
Mattison, Kieran	8-5	2.50	17	17	2	1	0	108.0	82	32	30	10	3	26	89	9	0
McGill, Trae	3-1	3.27	16	2	0	0	2	44.0	46	17	16	3	0	10	49	4	0
Metzger, Jon	0-0	16.88	3	0	0	0	0	2.2	8	5	5	1	1	5	0	0	0
Shiery, Shaun	2-0	1.32	2	2	0	0	0	13.2	16	6	2	0	1	3	7	0	0
TOTALS	64-74	4.05	138	138	5	10	30	1214.2	1149	631	547	94	63	492	864	93	2

Idaho Falls Chukars



Rookie Advanced (Pioneer League)
President/GM: Kevin Greene
Director of PR/Concessions: Nathan Peck

McDermott Field (2,800)
568 West Elva • Idaho Falls, ID 83402
(208) 522-8363 • (208) 522-9858 - FAX
Press Box: (208) 522-8363
Website: www.ifchukars.com
2003 Royals Rookie Adv. Results: 32-22



Brian Rupp, Manager

Brian Rupp will skipper the Idaho Falls Chukars in their 1st season as a Royals affiliate...was drafted by the St. Louis Cardinals in the 43rd round of the 1992 draft and played 7 seasons in the Cardinals Minor League system...named Arizona League batting champion and MVP in his 1st pro season...earned the South Atlantic League batting title in 1993 and posted a career average of .295...following his playing career, Rupp joined the club's Minor League coaching staff...served as manager for Peoria (1999), New Jersey (2001) and Johnson City (2002)...also spent the 2000 season as hitting coach at Arkansas...Rupp resides in Florissant, Mo., with his wife, Stacie.



Jose Bautista, Pitching Coach

Jose Bautista will take over as pitching coach for the Royals newest affiliate after serving as pitching coach for the Arizona Royals Rookie Advanced club in 2003...spent the 2001 and 2002 seasons as pitching coach for the Burlington Bees...completed a 20-year playing career in 1999 with Monterey in the Mexican League...was originally signed by the New York Mets in 1981...made his Major League debut with Baltimore on April 9, 1988 at Cleveland...earned his 1st Major League win vs. California on May 17, 1988...also pitched in the Major Leagues with the Chicago Cubs, San Francisco, Detroit and St. Louis...finished with a 32-42 career mark and a 4.62 ERA in 312 games...pitched at the Royals Triple-A affiliate in Omaha in 1992...graduated from Bani (PR) High in 1981...Jose, 39, resides in Fayetteville, N.C. with his wife, Lea, and children, Leo, Jose and Jessenia.



Pookie Wilson, Hitting Coach

Pookie Wilson will serve as hitting coach for Idaho Falls in 2004...joined the Royals organization in 2002, serving as hitting coach for the Spokane Indians before coaching in the same capacity for the Royals rookie advanced team in the Arizona League last season...Wilson joined the Royals after coaching in the Florida Marlins Minor League system as outfield and baserunning coordinator in 1999 and outfield coordinator in 2000...spent 5 seasons in the Marlins farm system and was a member of Portland's Northern Championship teams in 1995-97...voted "Fan Favorite" in 1992 at Salt Lake City and in 1994 at Brevard County...graduated from Auburn University at Montgomery with a degree in Health and Physical Education...the 33-year-old is single and resides in Sylacauga, Ala.



Yoshi Kitaura, Trainer

Yoshi Kitaura will be the trainer for the Idaho Falls club in 2004...Kitaura joined the Royals in May 2003 as trainer for the rookie advanced club in the Arizona League after previously serving as a rehabilitation intern with the organization during the 2002 season...received his Bachelor of Science degree in Sports Medicine from Central Michigan University where he also spent 4 years working in the CMU Athletic Department...prior to joining the Royals, he completed internships with HEALTHSOUTH Rehabilitation Center in Merritt Island, Fla., and the Detroit Tigers organization...Kitaura resides in Osaka, Japan.

2003 Royals Rookie Advanced

The Royals Rookie Advanced club finished the 2003 season with a 32-22 record and did not factor into the Arizona League standings...the Royals ranked 4th in the league with a .282 team batting average with 310 runs, 528 hits, 113 doubles and 22 home runs, while the pitching staff also ranked 4th in the league with a 4.42 team ERA (478.2 IP, 508 H, 235 ER)...OF Bryan Graham was named the Rookie Advanced Player of the Year by hitting .363 with 11 doubles, 4 home runs and a club-best 28 RBI in 28 games...LHP John Gragg was named the Rookie Advanced Pitcher of the Year by posting a 3-2 record and ranking among the league leaders with a 3.45 ERA...Royals pitchers were scattered all over the Arizona League leader board...RHP Dusty Dossett tied for 1st with 21 appearances and ranked 3rd with 6 saves...RHP Ira Brown was 4th in the league with 66 strikeouts, while RHP Greg Atencio ranked 2nd in the league with 71.1 innings pitched and 5th in the league with 62 strikeouts...RHP Robbie McClellan finished 5th in the league with 18 appearances...the Rookie Advanced club had 3 players bring home Pitcher or Player of the Week honors...Gragg was named the Arizona League Pitcher of the Week for Aug. 4-10 when he went 1-0 with a 0.00 ERA, allowing 5 hits and 1 walk, while striking out 17 in 11.0 innings...Atencio earned Pitcher of the Week honors for July 28-Aug. 3 when he went 1-0 with a 0.00 ERA, allowing just 1 hit and 3 walks while striking out 5 in 8.0 innings...Graham was selected as the league's Player of the Week for July 7-13 by hitting .500 (10-for-20) with 6 runs, 1 double, 2 triples, 2 home runs, 6 RBI and a 1.050 slugging percentage.

Batting

PLAYER	AVG.	G	AB	R	H	2B	3B	HR	RBI	SH	SF	HP	BB	SO	SB	CS	E
Alexander, Alexis	.288	25	73	17	21	4	3	4	10	1	0	2	11	26	6	0	5
Barry, Jeff	.306	46	183	38	56	7	2	1	12	5	0	5	27	45	15	4	1
Boruff, Gabriel	.234	21	64	11	15	4	0	0	10	0	1	1	11	24	0	0	2
Costa, Shane J.	.386	23	88	22	34	6	4	1	24	0	1	4	6	7	4	3	4
Del Rosario, Felipe	.248	34	117	18	29	9	1	0	7	0	2	4	15	29	0	1	10
Donachie, Adam	.444	2	9	3	4	1	0	0	0	0	0	0	1	4	0	0	1
Dorsey, Ryan	.333	1	3	2	1	0	0	0	0	0	0	0	1	1	0	0	0
Eusebio, Juan	.286	11	28	4	8	0	1	0	2	0	0	1	6	7	3	0	1
Falu, Irving	.259	36	139	26	36	6	2	1	11	4	0	5	24	22	8	6	5
Ferrara, Matt	.217	40	143	15	31	7	2	3	23	2	1	4	13	52	3	2	9
Figueroa, Anibal	.284	25	102	18	29	4	1	3	18	0	0	1	7	15	3	1	3
Gaffney, Michael	.275	39	149	15	41	6	1	0	25	0	0	1	21	17	4	2	11
Graham, Bryan	.363	28	113	19	41	11	2	4	28	0	0	1	13	17	0	0	3
Guzman, Jake	.217	18	60	6	13	4	0	1	13	1	4	0	7	16	0	0	4
McDonald, Chamar	.313	7	32	7	10	3	0	0	4	0	0	0	2	6	0	0	0
Salazar, Darwinson	.262	44	141	21	37	7	2	1	18	2	3	4	18	45	5	4	5
Saunches, Mike	.255	44	161	15	41	14	0	1	23	1	2	1	27	35	1	0	4
Sevilla, Walter	.257	40	148	28	38	8	3	0	10	1	0	4	18	22	11	0	9
Valentin, Geraldo	.352	32	122	25	43	12	1	2	23	3	2	3	11	16	3	2	4
TOTALS	.282	54	1875	310	528	113	25	22	261	20	16	41	239	406	66	25	88

Pitching

PITCHER	W-L	ERA	G	GS	CG	SHO	SV	IP	H	R	ER	HR	HB	BB	SO	WP	BK
Atencio, Greg	2-5	3.91	12	12	0	0	0	71.1	62	40	15	4	6	17	62	1	3
Blanco, Carlos	0-1	19.29	7	0	0	0	0	7.0	14	15	15	0	0	8	9	4	0
Bray, Stephen	4-2	3.35	15	0	0	0	3	40.1	41	17	15	2	0	7	32	1	0
Brown, Ira	4-2	4.96	15	11	0	0	0	61.2	57	45	34	2	3	50	66	12	0
Bryan, Bobby	0-1	10.72	15	0	0	0	1	22.2	40	28	27	2	3	12	17	0	0
Colton, Kyle	2-1	8.00	5	0	0	0	0	9.0	12	10	8	1	1	9	8	0	0
Dossett, Dusty	2-1	1.80	+21	0	0	0	6	25.0	30	12	5	0	1	3	23	3	0
Ferguson, Ian	3-1	2.70	5	5	0	0	0	23.1	16	9	7	2	2	6	26	2	0
Gragg, John	3-2	3.45	13	13	0	0	0	60.0	63	27	23	4	2	10	55	3	0
McClellan, Robbie	4-3	4.00	18	0	0	0	1	45.0	44	24	20	4	0	7	51	4	0
McConiga, Jacob	1-0	4.15	9	0	0	0	1	8.2	9	5	4	0	0	5	11	1	0
Mullis, Jacob	4-3	3.82	13	13	0	0	0	63.2	75	34	27	5	6	7	57	3	0
Nendza, Brian	3-0	3.41	16	0	0	0	2	31.2	31	13	12	2	1	6	36	2	0
Smith, Michael	0-0	6.75	5	0	0	0	1	9.1	14	7	7	0	1	3	6	0	0
TOTALS	32-22	4.42	54	54	0	1	16	478.2	508	286	235	28	26	150	459	36	3



Arizona Royals



Rookie (Arizona League)

Surprise Stadium (10,714)

15946 N. Bullard Ave. • Surprise, AZ 85374
(623) 266-4400 • (623) 266-4584 - FAX

Press Box: (623) 266-4544

2003 Results: 36-19, League Champions



Lloyd Simmons, Manager

Lloyd Simmons, the winningest coach in collegiate baseball history, will manage the Arizona rookie club for the 2nd-straight season in 2004...joined the Royals organization as manager of the Gulf Coast Royals in 2002...compiled a 1,643-312 record from 1976-2001 as the head coach at Seminole (Okla.) State College...made an unprecedented 13 trips to the NJCAA World Series...won 16 NJCAA Region II titles and 13 NJCAA District championships...was inducted into the NJCAA Hall of Fame in 1997...was voted the Oklahoma Baseball Coaches Association Coach of the Year 8 times...also served as an assistant coach on the USA Team Tour of Japan in 1983 and coach of the USA Olympic Trials in Homestead, Fla., in 1994...resides in Surprise, Ariz., with his wife, Carolyn.



Royal Clayton, Pitching Coach

Royal Clayton will begin his 2nd season with the Royals organization as pitching coach for Arizona...spent the previous 5 seasons as a coach in the Arizona Diamondbacks Minor League system with stops at Tucson (1998), Missoula (1999), South Bend (2000-01) and Lancaster (2002)...began his 11-year professional baseball career with the New York Yankees organization in 1987...recorded a 16-4 record for Class AA Albany-Colonie in 1989...spent 1 season in the San Francisco Giants organization before playing in Taiwan during the 1996 season...also pitched in Mexico during part of the 1997 campaign...pitched collegiately at Arizona State University...is the older brother of Major League shortstop Royce Clayton.



Tom Poquette, Hitting Coach

Tom Poquette returns for his 2nd season as hitting coach of the Arizona Royals...skipped the Charleston Alley Cats in 1999 before spending 3 seasons as manager of the Spokane Indians...was the Royals Major League hitting coach for part of the 1997 season and in 1998...was the Minor League Hitting Instructor in 1996 and the beginning of 1997...coached at Omaha in 1994 and 1995...managed from 1991-93 at Eugene, Appleton and Memphis...named Manager of the Year in the Northwest League in 1991 and in the Midwest League in 1992...earned the Dick Howser Award following the 1991 campaign...originally selected by the Royals in the 1970 draft...made Major League debut in 1973...earned Royals Rookie of the Year honors in 1976...played 7 big league seasons, posting a .268 batting average...resides in Barnes, Wis., and has 2 children, Tommy Jr. and Renee.



Tony Medina, Trainer

Tony Medina joins the Royals organization as trainer for the club's Arizona League affiliate in 2004...worked most recently as the Minor League athletic trainer for the Atlanta Braves, responsible for the medical care for all players of extended Spring Training and Gulf Coast affiliates...Medina has an extensive background in the athletic training field, working for both athletic teams as well as hospitals and clinics...received his undergraduate degree in Biology with a concentration in Athletic Training from Emporia State University...earned his Master's Degree in Exercise Science from the University of Nebraska at Omaha...resides in Omaha, Neb., with his wife, Tami.

2003 Arizona League Royals

The Arizona Royals finished the 2003 season with a 36-19 record and won the Arizona League Championship by defeating the Rangers, 4-2...it was the 1st time a Royals rookie team had won a championship since 1995...the club led the Arizona League with a .307 batting average and collected 398 runs, 114 doubles and 44 home runs...SS Mike Aviles was named the Arizona Royals Player of the Year as well as the Arizona League's Most Valuable Player after leading the league with 19 doubles and 51 runs scored...had was tied for 2nd in the league with 77 hits, was tied for 3rd with 30 extra base hits and ranked 4th with a .363 batting average and .585 slugging percentage...3B/OF Alexander Batista added to the offensive punch with a .367 batting average, the 3rd-best in the league...C Mitch Maier, the Royals 2nd round pick in the 2003 draft, ranked 4th in the league with 45 RBI and 5th with a .350 average...2B Brandon Powell led the league with 15 triples, while ranking among the league leaders in extra base hits (2nd, 32), runs (2nd, 49), RBI (3rd, 46), average (5th, .350), stolen bases (5th, 16) and slugging percentage (5th, .583)...the pitching staff posted a 3.98 team ERA to lead the Arizona league, allowing 260 runs (216 earned) on 507 hits, 146 walks and recorded 433 strikeouts...LHP Dustin Hughes was named the Arizona Royals Pitcher of the Year by posting a 5-2 record and ranking 4th in the league with a 2.84 ERA...RHP Lucas Palmer went 6-0 to tie for 2nd place in the Arizona League in wins...the Arizona Royals had 4 players named to the league's postseason All-Star Team (Aviles, Alexander Batista, Hughes, Maier).

Batting

PLAYER	AVG.	G	AB	R	H	2B	3B	HR	RBI	SH	SF	HP	BB	SO	SB	CS	E
Aviles, Mike	.363	52	212	*51	77	*19	5	6	39	2	5	5	13	28	11	5	11
Batista, Alexander	.367	48	180	37	66	10	2	1	21	2	0	1	7	30	6	4	10
Brown, Dee	.714	2	7	4	5	2	0	0	3	0	0	1	0	2	0	0	0
Caballero, Carlos	.203	30	64	17	13	2	0	1	6	1	1	6	7	18	5	2	4
Donachie, Adam	.222	20	63	8	14	3	1	0	7	0	0	2	9	12	0	1	1
Grana, Robert	.333	6	21	3	7	1	1	0	3	0	0	1	3	8	2	0	0
Lopez, Mendy	.250	7	20	9	5	1	0	3	6	0	0	1	4	5	0	0	0
Lubanski, Chris	.326	53	221	41	72	4	6	4	27	0	0	2	18	50	9	10	3
Maier, Mitch	.350	51	203	41	71	14	6	2	45	0	3	2	18	25	7	3	6
McDonald, Chamar	.282	21	71	15	20	4	0	3	13	0	1	2	12	29	0	0	1
McFall, Brian	.220	51	191	34	42	9	4	6	36	0	1	4	17	50	1	0	5
Oriental, Rene	.247	47	166	27	41	4	3	5	27	0	2	0	14	40	6	4	4
Phillips, Paul	.462	4	13	3	6	2	0	1	2	0	0	0	1	0	0	0	1
Powell, Brandon	.330	52	218	49	72	13	*15	4	46	2	4	2	27	40	16	6	10
Solis, Eddie	.259	27	98	12	15	5	2	3	9	0	0	1	6	14	1	0	2
Springer, Kenard	.346	49	182	35	63	15	1	3	39	0	4	5	10	20	7	4	6
Vega, Miguel	.222	25	81	12	18	5	0	2	11	0	1	0	2	25	0	0	7
Weitz, Konrad	.125	7	8	0	1	1	0	0	0	0	0	0	0	2	0	0	0
TOTALS	*.307	55	1979	398	608	114	46	44	340	7	22	35	168	398	71	39	81

Pitching

PITCHER	W-L	ERA	G	GS	CG	SHO	SV	IP	H	R	ER	HR	HB	BB	SO	WP	BK
Alleva, Jeff	1-1	3.00	11	0	0	0	0	18.0	20	6	6	0	2	3	15	2	0
Asencio, Miguel	0-0	2.84	3	3	0	0	0	6.1	11	3	2	0	0	1	3	0	0
Blanco, Carlos	0-0	0.00	1	0	0	0	0	1.0	1	0	0	0	0	0	1	0	0
Braun, Ryan	0-0	2.95	18	0	0	0	3	21.1	15	9	7	0	0	10	25	0	0
Burgos, Ambiorix	3-2	4.00	9	7	0	0	0	36.0	37	22	16	1	3	16	43	8	1
Christensen, Danny	0-0	2.25	4	2	0	0	0	12.0	8	4	3	0	0	5	12	0	0
Coughlin, Chris	1-3	6.75	12	0	0	0	1	16.0	28	15	12	1	0	2	16	2	0
Damico, Yovany	2-1	3.32	11	0	0	0	0	19.0	25	8	7	1	1	3	20	1	1
Encarnacion, Alexis	2-0	1.71	14	0	0	0	1	21.0	17	4	4	1	1	2	19	0	0
Fingers, Jason	0-0	6.00	2	0	0	0	0	3.0	2	2	2	1	0	1	1	0	0
Goodman, Chris	3-1	4.09	11	7	0	0	0	44.0	48	24	20	2	2	11	42	2	0
Guzman, Jonathan	1-2	5.09	10	0	0	0	1	17.2	22	11	10	2	0	4	9	0	0
Hughes, Dustin	5-2	2.84	11	6	0	0	0	50.2	38	21	16	4	0	18	51	4	1
McClelland, Bruce	2-2	6.04	10	3	0	0	0	22.1	24	17	15	3	1	11	15	1	2
Palmer, Lucas	6-0	3.62	14	7	0	0	1	54.5	55	28	22	4	3	17	50	1	0
Rosa, Carlos	5-3	3.63	15	11	0	0	0	69.1	79	36	28	4	4	18	51	9	1
Rosario, Julio	1-0	11.49	13	0	0	0	0	15.2	18	24	20	3	2	13	8	2	0
Rose, Brian	1-0	0.00	2	0	0	0	0	6.0	3	0	0	0	0	0	5	0	0
Sherman, Justin	3-2	4.41	12	8	0	0	1	49.0	51	24	24	1	1	10	40	3	0
Snyder, Kyle	0-0	4.50	1	1	0	0	0	2.0	3	1	1	0	0	0	1	0	0
Taveras, Nelson	0-0	3.00	1	0	0	0	1	3.0	2	1	1	0	0	1	0	1	0
TOTALS	36-19	*3.98	55	55	0	2	9	488.0	507	260	216	28	20	146	433	36	0

Salcedo Royals



Rookie (Dominican Summer League, Cibao)
Academy Administrator: Pedro Silverio

Ignacio Reynoso Stadium (2,000)
Salcedo, Dominican Republic
(809) 577-2370
2003 Results: 20-44, 7th



Julio Bruno, Manager

Julio Bruno will begin his 4th year as a manager piloting Salcedo in the Dominican Summer League...had an 11-year playing career from 1990-2000...was signed as a non-drafted free agent by the San Diego Padres organization on Nov. 7, 1989...played in the Padres system for seven years before becoming a free agent on Oct. 15, 1996...signed with the Detroit Tigers and played the 1997 season at Double-A...reached the Triple-A level in 1994, 1995 and 1996...played in the Mexican League with Tabasco from 1998-2000...posted a .278 career batting average in 1,177 Minor League games with 50 home runs and 519 RBI...Julio, 31, resides in Puerto Plata, DR, with his wife, Francia, and daughter, Priscilla.



Oscar Martinez, Pitching Coach

Oscar Martinez begins his 22nd year with the Royals organization...managed Salcedo from 1998-2000, was a coach at Salcedo in 1997 and managed the club in 1995 and 1996...was a scout and coach in the Dominican Republic from 1986-94...began his career with the Royals in 1974 when he was signed as a non-drafted free agent...played at the Royals Academy in 1974 and at Sarasota in 1975...played in the Winter Dominican League from 1976-83 and managed from 1982-84...also scouted for the Royals in 1981...resides in Villa Olimpica, Santiago, DR, with his wife, Lourdes, and children, Oscarina, Oscar and Nekin.



Carlos Martinez, Pitching Coach

Carlos Martinez will assist Oscar Martinez with the pitching coach duties at Salcedo for the 2nd-straight season in 2004...the former left-handed pitcher was originally signed by the Royals as a non-drafted free agent on Dec. 5, 1996...pitched at Salcedo and Gulf Coast in 1997, Salcedo in 1998, Gulf Coast in 1999 and Spokane in 2000...compiled a 13-8 record with a 4.03 ERA in his 4 Minor League seasons...was 7-3 with a 4.39 ERA in 1998...Martinez, 25, is single and resides in Santo Domingo, DR.



Jose Tartabull, Hitting Coach

Jose Tartabull begins his 16th season in the Kansas City organization and his 2nd with the Salcedo club...served the previous 12 seasons as a coach for the Gulf Coast Rookie League club...was honored with the 11th Annual Dick Howser Award following the 1997 season...spent the 1989 and 1990 seasons as a scout and instructor for the Royals...played for the Kansas City Athletics, Boston and Oakland during his 9-year career...hit .261 in 749 career games from 1962-70 with 107 RBI and 81 stolen bases...played on the Red Sox 1967 World Series club...son, Danny, played for Royals from 1987-91...the 65-year-old resides in Miami Lakes, Fla.



Miguel Garcia, Outfielder Coach

Miguel Garcia will coach the outfielders at Salcedo for the 3rd-straight season...was originally signed as a non-drafted free agent by the Cleveland Indians organization on Oct. 1, 1991...played 1st base for the Indians Dominican Summer League club in 1992 and 1993...led the Cibao Division with a .376 average (65-for-173) and finished tied for 4th in doubles (14) in 1993...was named to the Cibao Division All-Star team...Garcia, 30, resides in Santiago, DR with his wife, Elisabeth, and 4 children, O'Neil, Maria, Steven and Nomar.

2003 Salcedo Royals

The Royals Summer Dominican League team in Salcedo finished the 2003 campaign with a 20-44 record...the Royals were led in hitting by Willie Matos, who hit .301 (34-for-113) with 1 homer and 16 RBI in 40 games, and Mario Lisson, who hit .290 (61-for-210) with 3 home runs and 28 RBI in 62 games...Lisson, who led the club in home runs, RBI and games played, was named Salcedo Player of the Year by the Royals organization...the pitching staff was paced by Carlos Cordero, who was 5-3 with a team-low 1.30 ERA in 12 games (11 starts)...Angelo Morales, who was named Salcedo Pitcher of the Year, was 4-4 with a 2.25 ERA in 12 games (8 starts)...the young Royals posted a 3.38 team ERA, striking out 400 batters, while walking only 179 in 551.0 innings.

Batting

PLAYER	AVG	G	AB	R	H	2B	3B	HR	RBI	SH	SF	HP	BB	SO	SB	CS	E
Arce, Valentino	.228	36	123	16	28	6	1	0	7	1	1	11	17	10	10	7	5
Arosemena, Angel	.193	48	109	6	21	3	0	0	5	1	1	3	29	24	3	0	3
Avila, Carlos	.216	49	139	16	30	3	0	1	11	0	2	0	11	30	5	1	15
Florimon, Eddy	.229	38	96	11	22	5	0	0	4	1	0	4	12	32	4	5	7
Granadino, Jhonnny	.282	26	103	12	29	6	0	1	12	0	0	2	10	14	5	4	2
Herrera, Angel	.143	53	147	15	21	2	0	0	5	1	1	8	29	39	7	3	9
Juan, Manuel	.190	58	174	25	33	6	1	1	11	2	0	3	20	37	8	8	20
Lisson, Mario	.290	62	210	26	61	11	1	3	28	1	0	10	35	36	9	7	11
Marin, Ender	.250	9	12	0	3	0	0	0	0	0	0	0	2	6	1	2	0
Matos, Willie	.301	40	113	13	34	3	1	1	16	0	2	2	22	21	1	0	3
Martinez, Pedro Luis	.109	32	46	7	5	0	0	1	2	0	0	5	6	13	3	1	3
Morel, Alvi	.143	49	98	10	14	5	1	0	7	1	2	4	20	24	3	5	3
Pena, Jose	.199	48	156	13	31	4	0	1	17	0	0	2	8	22	2	2	3
Peralta, Felix	.166	59	199	10	33	3	0	0	12	0	0	4	6	40	5	4	5
Quinones, Jose Miguel	.183	42	109	6	20	0	2	0	9	0	1	0	4	25	2	2	4
Rengifo, Rommel	.333	2	3	1	1	0	0	0	0	0	0	0	2	0	0	0	5
Saldana, Pedro Luis	.210	41	119	12	25	3	0	0	8	1	1	2	4	14	0	2	8
Veras, Joan	.193	34	88	10	17	4	2	0	6	0	0	0	6	32	0	0	7
TOTALS	.209	64	2044	209	428	63	9	9	160	9	11	60	234	419	68	53	113

Pitching

PITCHER	W-L	ERA	G	GS	CG	SHO	SV	IP	H	R	ER	HR	HB	BB	SO	WP	BK
Abreu, Juan	0-2	2.25	5	2	0	0	0	16.0	16	12	4	0	3	7	10	1	0
Arias, Henry	1-3	3.60	12	7	0	0	0	35.0	30	18	14	0	5	11	16	2	0
Blanco, Carlos	0-0	0.00	1	0	0	0	0	1.0	0	0	0	0	0	2	0	0	0
Chavez, Frank	0-0	9.00	4	0	0	0	0	5.0	9	5	5	0	0	2	3	2	0
Cordero, Carlos	5-3	1.30	12	11	0	0	0	69.1	61	19	10	2	3	12	62	3	1
DeJesus, Ricardo	2-7	4.08	13	12	0	0	0	57.1	54	28	26	5	5	19	27	2	0
Fernandez, Manuel	2-5	1.95	13	12	0	0	1	64.2	56	25	14	0	4	11	47	1	0
Garcia, Eliszzer	1-2	2.31	19	1	0	0	4	35.0	19	14	9	0	1	13	31	3	1
Herrera, Julio	0-0	0.00	1	0	0	0	0	1.0	1	1	1	0	0	1	2	0	0
Morales, Angelo	4-4	2.53	12	8	0	0	0	53.1	40	22	15	5	1	16	46	2	0
Nieves, Hector	2-3	3.89	15	4	0	0	0	41.2	42	20	18	0	1	12	28	4	0
Patino, Darwin	0-0	3.52	5	0	0	0	0	7.2	5	3	3	0	1	4	10	2	0
Peralta, Queuri	2-3	5.59	16	1	0	0	0	29.0	30	25	18	1	3	9	20	6	0
Perez, Elvis	0-3	7.65	15	1	0	0	0	20.0	21	20	17	3	4	16	16	6	0
Perez, Robert	0-0	4.61	10	0	0	0	0	13.2	12	9	7	0	1	12	9	2	0
Rodriguez, Luis Jose	1-6	4.36	22	4	0	0	2	53.2	53	34	26	1	1	18	47	5	0
Soto, Rolando	0-1	6.88	13	0	0	0	0	17.0	24	15	13	0	2	8	7	0	1
Trifolito, Nelson	0-2	2.05	19	1	0	0	2	30.2	30	8	7	2	0	6	19	0	0
TOTALS	20-44	3.38	64	64	0	4	9	551.0	503	278	207	19	35	179	400	41	2



Gregorio Luna, Strength and Conditioning Coach

Gregorio Luna joins the Salcedo staff as the Dominican Summer League club's strength and conditioning coach in 2004...prior to joining the Royals organization, the 29-year-old served as a strength coach at Gold's Gym in Santiago, Dominican Republic...Luna and his wife, Claritza, have 2 children, Tommy Alex and Solenmy Alejandrina...the family resides in Santiago, DR.



Juan Luis Roque, Trainer

Juan Luis Roque will begin his 2nd season in the Royals organization in 2004 as trainer for the Salcedo club...graduated from Liceo Emiliano Tejera and attended the Instituto Rehabilitation (Inresa), both in the Dominican Republic...Roque is single and resides in Salcedo, DR.



2003 ORGANIZATIONAL LEADERS

Batting Top 5 (Minimum 311 Plate Appearances)

Batter	Club	Avg.	AB	H
Murphy, Donald	Burlington	.313	504	158
DeJesus, David	Omaha/Wichita	.308	286	88
Gettis, Byron	Wichita	.302	510	154
Shanks, James	Wilmington	.301	346	104
Hopper, Norris	Wichita	.300	424	127

Home Runs

Patterson, Jarrod	Omaha	18
Burkhart, Morgan	Omaha	17
Meadows, Tydus	Wichita	17
Agbayani, Benny	Omaha	16
Gettis, Byron	Wichita	16

Stolen Bases

Stocker, Mel	Burlington/Wilmington	41
Stephens, Bernard	Burlington	24
Hopper, Norris	Wichita	24
Shanks, James	Wilmington	21
Machado, Alejandro	Wichita	19

Team Batting

	Avg.	AB	R	H	HR	BB	SO	SB
Arizona Royals	.307	1979	398	608	44	168	398	71
Rookie Advanced	.282	1875	310	528	22	239	406	66
Wichita	.277	4701	665	1304	78	441	866	137
Omaha	.266	4913	736	1306	143	514	873	76
Wilmington	.256	4577	589	1173	57	529	839	73
Burlington	.253	4623	628	1168	47	515	856	123
Salcedo	.209	2044	209	428	9	234	419	68

Pitching Top 5 (Minimum 93 Innings Pitched)

Pitcher	Club	W-L	ERA
Greinke, Zack	Wilmington/Wichita	15-4	1.93
Middleton, Kyle	Wilmington	11-8	2.41
Mattison, Kieran	Burlington/Wilmington	11-6	2.80
Villacis, Eduardo	Wilmington	6-2	2.82
Bass, Brian	Wilmington	9-8	2.84

Wins

Greinke, Zack	Wilmington/Wichita	15
Gobble, Jimmy	Wichita	12
Thompson, Eric	Wichita	11
Middleton, Kyle	Wilmington	11
Tamayo, Danny	Wichita	11

Saves

Vasquez, Jorge	Wilmington/Wichita	29
Morrison, Robbie	Wilmington	11
Natale, Mike	Wichita/Wilmington	11
Chamberlain, Steve	Burlington	10
Several Players Tied at		7

Strikeouts

Bayliss, Jonah	Burlington	133
Bass, Brian	Wilmington	119
Greinke, Zack	Wilmington/Wichita	112
Griffin, Colt	Burlington/Wilmington	112
Baerlocher, Ryan	Wichita/Omaha	109

Team Pitching

	W-L	ERA	SV	IP	ER	H	HR	BB	SO
Wilmington	80-60	2.92	38	1204.1	391	1072	65	386	950
Salcedo	20-44	3.38	9	551.0	207	503	19	179	400
Arizona Royals	36-19	3.98	9	488.0	216	507	28	146	433
Burlington	64-74	4.05	30	1214.2	547	1149	94	492	864
Wichita	71-69	4.12	39	1218.2	557	1290	118	401	838
Omaha	70-73	4.40	31	1276.2	624	1303	132	501	859
Rookie Advanced	32-22	4.42	16	478.2	235	508	28	150	459



Operations History

Royals First Round June Draft Selections

Year	Player	Pick	Year	Player	Pick
1968	No Selection		1988	Hugh Walker (OF)	18
1969	John Simmons* (P)	23	1989	Brent Mayne (C)	13
1970	Rex Goodson (C)	8	1990	No Selection	
1971	Roy Branch (P)	5	1991	Joe Vitiello (OF)	7
1972	Jamie Quirk (INF)	18	1992	Michael Tucker (INF)	10
1973	Lew Olsen (P)	9	1992	Jim Pittsley (P)	17
1974	Willie Wilson (OF)	18	1993	Jeff Granger (P)	5
1975	Clint Hurdle (OF)	9	1994	Matt Smith (1B/P)	16
1976	Ben Grzybek (P)	18	1995	Juan Lebron (OF)	19
1977	Michael Jones (P)	21	1996	Dermal Brown (OF)	14
1978	Buddy Biancalana (INF)	25	1997	Dan Reichert (P)	7
1979	Atlee Hammaker (P)	21	1998	Jeff Austin (P)	4
1980	Frank Wills (P)	16	1998	Matt Burch (P)	30
1981	David Leeper (OF)	23	1999	Kyle Snyder (P)	7
1982	John Morris (OF)	10	1999	Mike MacDougal (P)	25
1983	Gary Thurman (OF)	21	2000	Mike Stodolka (P)	4
1984	Scott Bankhead (P)	16	2001	Colt Griffin (P)	9
1985	Brian McRae (INF)	17	2002	Zack Greinke (P)	6
1986	Anthony Clements (INF)	24	2003	Chris Lubanski (OF)	5
1987	Kevin Appier (P)	9	2003	Mitch Maier (C)	30

*Did not sign

Ewing M. Kauffman Award

The Royals recognize a Scouting Department employee for outstanding contributions to the organization.

1970 - Art Stewart	1982 - Gene Lamont	1994 - Luis Silverio
1971 - Rosey Gilhousen	1983 - Art Stewart	1995 - Tony Levato
1972 - Dale McReynolds	1984 - Al Kubski	1996 - Allard Baird
1973 - Spider Jorgenson	1985 - Dick Balderson	1997 - Wil Rutenschroer
1974 - Tom Ferrick	1986 - Ken Gonzales	1998 - Steve Flores
1975 - John Sullivan	1987 - Carl Blando	1999 - Jeff McKay
1976 - Bill Fisher	1988 - Jerry Stephens	2000 - Luis Silverio
1977 - Al Diez	1989 - Brian Murphy	2001 - Dennis Woody
1978 - Art Lilly	1990 - No Award	2002 - Steve Connelly
1979 - Gary Blaylock	1991 - Bob Carter	2003 - Spencer Graham
1980 - Chris Rice	1992 - Chuck McMichael	
1981 - Joe Sparks	1993 - Terry Wetzel	

Dick Howser Award

The Royals recognize a Player Development Department employee for outstanding contributions to the organization.

1987 - Jo Anne Joyce	1993 - Ron Johnson	1999 - Jeff Stevenson
1988 - Joe Jones	1994 - Mike Jirschele	2000 - Jeff Garber
1989 - Carlos Tosca	1995 - Bob Herold	2001 - Andre David
1990 - No Award	1996 - John Mizerock	2002 - Larry Carter
1991 - Tom Poquette	1997 - Jose Tartabull	2003 - Lloyd Simmons
1992 - Mike Jirschele	1998 - Brian Poldberg	

Minor League Players

(* Led league, + Tied for league lead)

Juan De Dios Abreu, RHP

Ht.: 6-0; Wt.: 160; Bats: Right; Throws: Right

Resides: San Francisco de Marcoris, DR

Signed By: Pedro Silverio

Acquired: Signed as a non-drafted free agent, 7-9-03

Born: 4-8-85 in San Francisco de Marcoris, DR

Opening Day Age: 18

YEAR CLUB	W-L	ERA	G	GS	CG	SHO	SV	IP	H	R	ER	HR	HB	BB	SO	WP	BK
2003 Salcedo	0-2	2.25	5	2	0	0	0	16.0	16	12	4	0	3	7	10	1	0

Eric Coen Ackerman, LHP

Ht.: 6-0; Wt.: 195; Bats: Left; Throws: Left

Resides: Denver, Pa.

Signed By: Keith Hughes

Acquired: Selected in 16th round of 2002 June Free Agent Draft

Career Notes: Graduated Cocalico (Denver, Pa.) High, 1998...lettered in baseball and football and played in the Pittsburgh Federation League and Lancaster - Lebanon Twilight League...attended University of Pittsburgh...split his 1st professional season between Spokane and Burlington and was named the Northwest League's Player of the Week for July 22-28...finished with the team lead in wins (9) and innings pitched (149.2) for Burlington in 2003.

Born: 10-19-79 in Reading, Pa.

Opening Day Age: 24

YEAR CLUB	W-L	ERA	G	GS	CG	SHO	SV	IP	H	R	ER	HR	HB	BB	SO	WP	BK
2002 Spokane	4-1	3.10	8	8	0	0	0	40.2	33	14	14	5	2	13	36	1	0
Burlington	0-1	11.72	7	2	0	0	1	17.2	24	23	23	5	0	10	10	2	0
2003 Burlington	9-5	4.69	26	25	0	0	0	149.2	156	87	78	10	6	62	74	4	0
Minor League Totals	13-7	4.75	41	35	0	0	1	218.0	213	124	115	20	8	85	120	7	0

Alexis Gazaway Alexander, OF

Ht.: 5-11; Wt.: 200; Bats: Right; Throws: Right

Resides: Spokane, Wash.

Signed By: Greg Smith

Acquired: Selected in 18th round of 2001 June Free Agent Draft

Career Notes: Graduated Medical Lake (Wash.) High, 2001...set several school records as a senior after hitting .577 with 10 home runs and 35 RBI...selected as the Great Northern League's Offensive Player of the Year for football in 2000 after rushing for 1,359 yards...turned down football scholarship offers from Montana University and Montana State University.

Born: 11-18-82 in Dayton, Ohio

Opening Day Age: 21

YEAR CLUB	AVG	G	AB	R	H	2B	3B	HR	RBI	SH	SF	HP	BB	SO	SB	CS	E
2001 Gulf Coast	.185	36	108	11	20	5	0	5	2	2	5	8	29	9	3	4	
2002 Spokane	.258	48	124	14	32	6	0	1	11	2	2	7	10	34	6	2	1
2003 Burlington	.140	16	50	2	7	0	1	0	7	0	2	1	2	24	1	0	0
Arizona (Rookie Adv.)	.288	25	73	17	21	4	3	4	10	1	0	2	11	26	6	0	5
Minor League Totals	.226	125	355	44	80	15	4	5	33	5	6	15	31	113	22	5	10

Jeffrey John (Jeff) Allewa, RHP

Ht.: 6-2; Wt.: 180; Bats: Right; Throws: Right

Resides: Durham, N.C.

Signed By: Spencer Graham

Acquired: Signed as a non-drafted free agent, 6-21-03

Career Notes: Graduated Riverside (Durham, N.C.) High, 1999...was a 2-time All-State and conference Player of the Year...was a 3-time all-conference pitcher and 3rd baseman...named Durham Herald-Sun High School Baseball Player of the Year as a senior...concluded his high school career with a .432 batting average with 12 complete games and 4 shutouts...played collegiately at Duke University where he earned a bachelor's degree in Sociology...led the Blue Devils in wins, strikeouts, starts and innings pitched as a senior...finished his career ranked among Duke's all-time leaders in pitching appearances (3rd, 80), saves (6th, 8), starts (9th, 34), innings pitched (10th, 264.1) and strikeouts (12th, 173)...older brother, J.D., also played at Duke and is a catcher in the Royals system...his father, Joe, is Athletic Director at Duke.

Born: 8-23-80 in Durham, N.C.

Opening Day Age: 23

YEAR CLUB	W-L	ERA	G	GS	CG	SHO	SV	IP	H	R	ER	HR	HB	BB	SO	WP	BK
2003 Arizona (Rookie)	1-1	3.00	11	0	0	0	0	18.0	20	6	6	0	2	3	15	2	0



Joseph David (J.D.) Alleva, C

Ht.: 5-11; Wt.: 195; Bats: Left; Throws: Right

Resides: Durham, N.C.

Signed By: Junior Vizcaino

Acquired: Selected in 24th round of 2001 June Free Agent Draft

Career Notes: Graduated Riverside (Durham, N.C.) High, 1997...received his Sociology Degree from Duke University in 2001...finished 3rd in the Northwest League in doubles in 2001...younger brother, Jeff, also played at Duke and signed with the Royals as a non-drafted free agent...his father, Joe, is Athletic Director at Duke.

Born: 11-2-78 in Durham, N.C.

Opening Day Age: 25

YEAR CLUB	AVG	G	AB	R	H	2B	3B	HR	RBI	SH	SF	HP	BB	SO	SB	CS	E
2001 Spokane	.283	67	247	25	70	23	1	2	38	1	1	2	18	26	0	1	4
2002 Burlington	.225	58	187	15	42	6	0	0	18	1	2	2	20	24	0	0	1
2003 Wilmington	.250	58	184	20	46	7	0	2	17	2	4	2	16	28	0	4	2
Minor League Totals	.256	183	618	60	158	36	1	4	73	4	7	6	54	78	0	5	7

William (Charles) Alley, C

Ht.: 6-2; Wt.: 190; Bats: Switch; Throws: Right

Resides: Salisbury, Md.

Signed By: Miguel Machado (Orioles)

Acquired: Contract purchased from Winnipeg of the Independent Northern League on 9-15-03

Career Notes: Graduated Palm Beach Lakes (West Palm Beach, Fla.) High, 1995...was an All-State and All-America selection as a senior after hitting .457 with 33 RBI...won 2 Gold Medals as a member of Team USA Juniors...selected by Baltimore in the 2nd round of the 1995 draft...was a member of league championship teams during his 1st 2 professional seasons (Bluefield, 1996 and Delmarva, 1997)...finished 5th in the Carolina League in 1998 in walks and on-base percentage and was named to the Carolina League All-Star team...named Carolina League Player of the Week for April 13-19 by hitting .583 (7-for-12) with 8 RBI in 4 games...began the 1999 season at Bowie and suffered a broken ankle in a collision at home plate on April 14...missed 2 months of the season...missed the entire 2002 season after suffering back problems...released by the Orioles on 8-15-02 and was signed by Winnipeg in the Independent Northern League in May 2003...posted a team-best .343 average in 75 games for the Goldeyes with 5 home runs, 52 runs and 35 RBI in 75 games.

Born: 12-20-76 in Richmond, Va.

Opening Day Age: 27

YEAR CLUB	AVG	G	AB	R	H	2B	3B	HR	RBI	SH	SF	HP	BB	SO	SB	CS	E
1995 Gulf Coast	.300	12	30	10	9	4	0	0	3	0	2	1	11	4	0	0	2
1996 Bluefield	.194	24	67	7	13	4	0	0	4	0	1	1	15	16	0	2	7
1997 Delmarva	.236	82	250	19	59	17	1	3	32	1	2	8	34	45	7	2	12
1998 Frederick	.262	112	340	42	89	23	1	9	47	5	1	4	60	60	0	2	10
1999 Bowie	.111	5	9	4	1	1	0	0	0	0	0	0	1	3	0	0	0
Gulf Coast	.000	2	3	2	0	0	0	0	0	0	0	0	2	0	0	0	1
Frederick	.227	41	132	21	30	6	0	1	12	1	0	1	23	27	0	1	5
2000 Frederick	.245	35	98	15	24	3	0	2	12	2	1	1	18	20	0	0	1
Gulf Coast	.333	6	15	3	5	2	0	0	3	0	1	1	4	4	0	1	0
Delmarva	.273	15	44	10	12	2	0	0	0	0	0	2	15	5	1	0	1
2001 Frederick	.183	43	126	13	23	5	0	1	10	1	0	3	27	25	2	1	3
Bowie	.216	19	51	5	11	0	1	0	4	2	1	1	7	3	2	0	4
2002	(Injured - Did Not Play)																
2003 Winnipeg	.343	75	233	52	80	17	0	5	35	0	4	6	61	19	0	0	6
Minor League Totals	.255	471	1398	203	356	84	3	21	162	12	13	29	278	231	12	9	52

Valentino T. Arce, SS

Ht.: 5-10; Wt.: 150; Bats: Right; Throws: Right

Resides: Bocas Del Toro, Panama

Signed By: Luis Cordoba

Acquired: Signed as non-drafted free agent, 10-9-02

Career Notes: Batted .228 in 36 games for Salcedo in his 1st professional season.

Born: 6-7-85 in Bocas Del Toro, Panama

Opening Day Age: 18

YEAR CLUB	AVG	G	AB	R	H	2B	3B	HR	RBI	SH	SF	HP	BB	SO	SB	CS	E
2003 Salcedo	.228	36	123	16	28	6	1	0	7	1	1	11	17	10	10	7	5

Henry Asmar Arias, RHP

Ht.: 6-3; Wt.: 180; Bats: Right; Throws: Right

Resides: Santo Domingo, DR

Signed By: Daurys Nin

Acquired: Signed as a non-drafted free agent, 2-4-03

Career Notes: Graduated Espiritu Santos School, 2002...made 12 appearances (7 starts) for Salcedo in 2003, his 1st professional season...went 1-3 with a 3.60 ERA.

Born: 1-6-85 in Santo Domingo, DR

Opening Day Age: 19

YEAR CLUB	W-L	ERA	G	GS	CG	SHO	SV	IP	H	R	ER	HR	HB	BB	SO	WP	BK
2003 Salcedo	1-3	3.60	12	7	0	0	0	35.0	30	18	14	0	5	11	16	2	0

Barry Peter Armitage, RHP

Ht.: 6-4; Wt.: 255; Bats: Right; Throws: Right
 Resides: Durban, South Africa
 Signed By: Luis Silverio

Born: 5-11-79 in Durban, South Africa
 Opening Day Age: 24

Acquired: Signed as a non-drafted free agent, 4-18-00

Career Notes: Was the 1st player signed by the Kansas City Royals from South Africa...missed most of the 2000 season with a back injury...went 5-2 with a 2.04 ERA for Burlington in 2002, leading the team in games (38) and saves (10)...his 10 saves ranked 4th among all Royals Minor Leaguers...was named to the Midwest League's All-Star team, becoming the 1st South African to make a Minor League All-Star team.

YEAR CLUB	W-L	ERA	G	GS	CG	SHO	SV	IP	H	R	ER	HR	HB	BB	SO	WP	BK
2000 Gulf Coast	0-1	1.80	5	3	0	0	0	10.0	9	3	2	0	0	1	10	0	0
2001 Spokane	1-7	6.10	15	14	0	0	0	72.1	79	57	49	8	4	26	70	4	0
2002 Burlington	5-2	2.04	38	3	0	0	10	75.0	51	23	17	1	2	38	79	9	0
2003 Wilmington	0-2	6.27	30	0	0	0	0	37.1	44	29	26	6	1	24	36	2	0
Burlington	0-1	6.52	8	0	0	0	1	9.2	14	7	7	1	1	4	5	0	0
Minor League Totals	6-13	3.89	96	20	0	0	11	204.1	197	119	101	16	8	93	200	15	0

Anthony John (Tony) Arnerich, C

Ht.: 6-0; Wt.: 190; Bats: Right; Throws: Right
 Resides: Santa Rosa, Calif.
 Signed By: Gerald Turner

Born: 12-14-79 in San Francisco, Calif.
 Opening Day Age: 24

Acquired: Signed as a non-drafted free agent, 8-15-01

Career Notes: Graduated Montgomery (Calif.) High, 1998...graduated Santa Rosa (Calif.) Junior College, 2000...attended Texas Tech University.

YEAR CLUB	AVG	G	AB	R	H	2B	3B	HR	RBI	SH	SF	HP	BB	SO	SB	CS	E
2001 Burlington	.162	11	37	0	6	2	0	0	3	0	1	0	3	9	0	0	0
2002 Burlington	.231	11	39	5	9	1	0	0	3	0	1	0	4	9	0	0	0
Wilmington	.273	73	278	28	76	11	0	2	43	2	3	2	17	44	2	2	8
2003 Wichita	.200	3	10	1	2	0	0	0	0	0	0	0	1	1	0	0	2
Wilmington	.196	53	148	13	29	8	1	1	20	3	1	5	24	28	0	0	3
Minor League Totals	.238	151	512	47	122	22	1	3	69	5	6	7	49	91	2	2	13

Angel Diomedes Arosemena, C

Ht.: 6-2; Wt.: 180; Bats: Right; Throws: Right
 Resides: Panama City, Panama
 Signed By: Luis Cordoba

Born: 8-15-84 in Panama City, Panama
 Opening Day Age: 19

Acquired: Signed as a non-drafted free agent, 10-30-00

Career Notes: Finished high school in Panama in 2001.

YEAR CLUB	AVG	G	AB	R	H	2B	3B	HR	RBI	SH	SF	HP	BB	SO	SB	CS	E
2002 Salcedo	.165	44	91	12	15	1	0	0	8	0	0	5	15	27	1	1	0
2003 Salcedo	.193	48	109	6	21	3	0	0	5	1	1	3	29	24	3	0	3
Minor League Totals	.180	92	200	18	36	4	0	0	13	1	1	8	44	51	4	1	3

Alonzo Gregory (Greg) Atencio, RHP

Ht.: 6-3; Wt.: 210; Bats: Right; Throws: Right
 Resides: Albuquerque, N.M.
 Signed By: Mike Brown

Born: 7-15-81 in Phoenix, Ariz.
 Opening Day Age: 22

Acquired: Selected in 10th round of 2002 June Free Agent Draft

Career Notes: Graduated from El Dorado (Albuquerque, N.M.) High, 2000 and graduated from Lamar (Colo.) Community College, 2002...also attended the University of New Mexico...was a member of back-to-back state champion high school baseball teams...went 10-0 with a 2.06 ERA and led Lamar CC to a 59-5 record and a trip to the NJCAA World Series in 2002...teamed with Justin Taylor to pitch Spokane's 1st no-hitter since 1993 in a 14-0 win over the Yakima Bears on Sept. 3...made 12 starts for the Royals Rookie Advanced team in 2003, ranking 5th in the league with 62 strikeouts and 10th with a 3.91 ERA...was named Arizona League Pitcher of the Week for July 28-Aug. 3...finished the season with 2 appearances for Burlington.

YEAR CLUB	W-L	ERA	G	GS	CG	SHO	SV	IP	H	R	ER	HR	HB	BB	SO	WP	BK
2002 Spokane	4-7	6.07	14	12	0	0	0	59.1	70	45	40	8	10	16	35	8	1
2003 Arizona (Rookie Adv)	2-5	3.91	12	12	0	0	0	71.1	62	40	31	4	6	17	62	1	3
Burlington	0-1	12.38	2	0	0	0	0	8.0	15	12	11	3	2	5	7	4	0
Minor League Totals	6-13	5.32	28	24	0	0	0	138.2	147	97	82	15	18	38	104	13	4



Carlos Raoul Avila, INF

Ht.: 5-9; Wt.: 150; Bats: Right; Throws: Right

Resides: Caricuao, Caracas, Venezuela

Signed By: Juan Indriago

Acquired: Signed as a non-drafted free agent, 5-31-03

Career Notes: Graduated San Agustin (Caracas, Venezuela) School, 2002.

Born: 5-8-85 in Caricuao, Caracas, Venezuela

Opening Day Age: 18

YEAR CLUB	AVG	G	AB	R	H	2B	3B	HR	RBI	SH	SF	HP	BB	SO	SB	CS	E
2003 Salcedo	.216	49	139	16	30	3	0	1	11	0	2	0	11	30	5	1	15

Michael Anthony (Mike) Aviles, SS

Ht.: 5-11; Wt.: 195; Bats: Right; Throws: Right

Resides: Middletown, N.Y.

Signed By: Steve Connelly

Acquired: Selected in 7th round of 2003 June Free Agent Draft

Career Notes: Graduated Middletown (N.Y.) High, 1999...attended Concordia (N.Y.) College...was named Rawlings/ABCA Position Player of the Year and ABCA/Rawlings Division II Player of the Year as a senior after leading all Division II players in batting average (.500) with 20 doubles, 6 triples, 22 home runs and 65 RBI in 45 games...was named Arizona League MVP and the organization's Player of the Year for the Arizona Royals in 2003...led the league in doubles (19) and runs (51), tied for 2nd in hits (77), tied for 3rd in extra-base hits (30) and ranked 4th in average (.363) and slugging percentage (.585)...named Arizona League Player of the Week for Aug. 11-17...also selected by *Topps* as its Arizona League Player of the Month for August.

Born: 3-13-81 in Manhattan, N.Y.

Opening Day Age: 23

YEAR CLUB	AVG	G	AB	R	H	2B	3B	HR	RBI	SH	SF	HP	BB	SO	SB	CS	E
2003 Arizona (Rookie)	.363	52	212	*51	77	*19	5	6	39	2	5	5	13	28	11	5	11

Ryan Lee Baerlocher, RHP

Ht.: 6-5; Wt.: 220; Bats: Right; Throws: Right

Resides: Lewiston, Idaho

Signed By: Greg Smith

Acquired: Returned to Royals from San Diego Padres as part of Rule 5 Draft, 3-25-02

Career Notes: Graduated Lewiston (Idaho) High, 1995...graduated Lewis-Clark (Idaho) State College, 1999...won NAIA National Championship in 1996 and 1999...was a college teammate of fellow Royal Gabriel Boruff...selected by the Royals in the 6th round of the 1999 June Free Agent Draft...tied for 2nd in games started and tied for 5th in wins in the Northwest League in 1999...led South Atlantic League with a 2.14 ERA in 2000...his combined 2.40 ERA in 2000 ranked 5th among all Class A starters and his 193 strikeouts ranked 2nd in Class A...selected by the San Diego Padres in the Rule 5 Major League Draft, 12-13-01...returned to the Royals, 3-25-02 and split the season between Wichita and Omaha...ranked 5th in the organization with 109 strikeouts for Wichita and Omaha in 2003.

Born: 8-6-77 in Lewiston, Idaho

Opening Day Age: 26

YEAR CLUB	W-L	ERA	G	GS	CG	SHO	SV	IP	H	R	ER	HR	HB	BB	SO	WP	BK
1999 Spokane	7-2	4.70	15	15	0	0	0	74.2	78	43	39	7	6	32	68	0	0
2000 Charleston	5-6	*2.14	19	19	0	0	0	113.2	88	43	27	6	3	33	139	5	0
Wilmington	5-1	2.98	8	8	0	0	0	51.1	35	18	17	3	2	17	51	0	1
2001 Wichita	13-8	3.99	28	28	2	1	0	180.2	180	94	80	26	12	55	124	6	2
2002 Wichita	3-2	3.79	11	9	0	0	0	61.2	55	30	26	5	5	24	40	2	1
Omaha	5-2	4.41	13	7	0	0	0	49.0	50	31	24	8	2	22	37	3	0
2003 Wichita	2-1	4.93	12	2	0	0	0	34.2	40	25	19	1	2	14	36	2	0
Omaha	4-7	4.65	19	19	1	0	0	120.0	115	68	62	17	5	42	73	6	0
Minor League Totals	-44-29	3.86	125	107	3	1	0	685.2	641	352	294	73	37	239	571	24	4

Jeffrey Michael (Jeff) Barry, OF

Ht.: 6-0; Wt.: 185; Bats: Right; Throws: Right

Resides: Essex Junction, Vt.

Signed By: Steve Connelly

Acquired: Selected in 18th round of 2003 June Free Agent Draft

Career Notes: Graduated Essex (Essex Junction, Vt.) High, 1999...lettered in football, basketball and baseball...attended the University of Vermont where he earned 2002 America East Conference Player of the Year honors after hitting .401 with 5 triples, 36 RBI, 32 stolen bases and a school-record 71 hits...was a 1st team all-conference player and All-New England selection in 2002 and 2003...also named as a 2003 Pre-Season All-American.

Born: 8-1-81 in Burlington, Vt.

Opening Day Age: 23

YEAR CLUB	AVG	G	AB	R	H	2B	3B	HR	RBI	SH	SF	HP	BB	SO	SB	CS	E
2003 Arizona (Rookie Adv.)	.306	46	183	38	56	7	2	1	12	5	0	5	27	45	15	4	1

Alexander Batista, 2B

Ht.: 5-10; Wt.: 180; Bats: Right; Throws: Right

Resides: Puerto Plata, DR

Signed By: Daurys Nin

Acquired: Signed as a non-drafted free agent, 5-10-01

Career Notes: Attended Hermogeno Sanchez Estero Hondo (DR) High...batted a team-best .367 for the Arizona Rookie club in 2003, finishing 3rd in the league...also scored a career-high 37 runs...named to the Arizona League postseason All-Star team.

YEAR CLUB	AVG	G	AB	R	H	2B	3B	HR	RBI	SH	SF	HP	BB	SO	SB	CS	E
2001 Salcedo	.237	61	207	26	49	10	2	2	25	-	-	-	9	37	7	11	7
2002 Gulf Coast	.210	50	181	15	38	7	1	1	25	2	0	3	16	36	9	6	10
2003 Arizona (Rookie)	.367	48	180	37	66	10	2	1	21	2	0	1	7	30	6	4	10
Minor League Totals	.269	159	568	78	153	27	5	4	71	4	0	4	32	103	22	21	27

Jonah James Bayliss, RHP

Ht.: 6-2; Wt.: 200; Bats: Right; Throws: Right

Resides: Williamstown, Mass.

Signed By: Steve Connelly

Acquired: Selected in 7th round of 2002 June Free Agent Draft

Career Notes: Graduated Lawrence Academy (Groton, Mass.), 1999...attended Trinity College (Hartford, Conn.)...lettered in baseball and hockey...was named 2000 New England Small College Athletic Conference Rookie of the Year after posting a 6-2 record with a 1.91 ERA...was also selected as the league's pitcher of the year in 2002, logging an 8-1 record with a 2.43 ERA in 10 games with 5 complete games and 2 shutouts...pitched a no-hitter in a 14-0 win over Bates College on 4-6-02...named to the American Baseball Coaches Association (ABCA) Division III All-American 3rd Team in 2002...posted a 4-8 record with a 5.35 ERA for Spokane in 2002 in his 1st professional season...went 7-12 with a 3.86 ERA in 26 starts for Burlington in 2003 and was voted to the Midwest League All-Star team...pitched the 12th no-hitter in franchise history in a 1-0 win over the Peoria Chiefs on 8-5-03 at Burlington (2 BB, 9 SO)...ranked 3rd in the Midwest League with 133 strikeouts...was named the Midwest League Pitcher of the Week for Aug. 4-10...listed as one of the Royals top prospects by *USA Today Sports Weekly* prior to the 2004 season.

YEAR CLUB	W-L	ERA	G	GS	CG	SHO	SV	IP	H	R	ER	HR	HB	BB	SO	WP	BK
2002 Spokane	4-8	5.35	15	15	0	0	0	70.2	70	46	42	9	7	29	38	7	2
2003 Burlington	7-12	3.86	26	26	2	1	0	140.0	129	78	60	11	10	69	133	9	0
Minor League Totals	11-20	4.36	41	41	2	1	0	210.2	199	124	102	20	17	98	171	16	2

Andres Eloy Blanco, SS

Ht.: 5-10; Wt.: 155; Bats: Switch; Throws: Right

Resides: Moron, Carabobo, Venezuela

Signed By: Juan Indriago and Wilmer Castillo

Acquired: Signed as a non-drafted free agent, 8-2-00

Career Notes: Attended El Carmen High in Venezuela...batted .244 with 61 runs and 25 RBI in 113 games for Wilmington in 2003 and was named to the mid-season and post-season Carolina League All-Star squads...named as the best defensive shortstop in the Carolina League by *Baseball America* following the 2003 season...selected as the club's 9th-best prospect by *Baseball America* prior to the 2004 season and was listed by *USA Today Sports Weekly* as one of the Royals top prospects.

YEAR CLUB	AVG	G	AB	R	H	2B	3B	HR	RBI	SH	SF	HP	BB	SO	SB	CS	E
2001 Salcedo	.298	54	188	39	56	0	3	0	16	-	-	-	28	23	9	12	22
2002 Gulf Coast	.249	52	193	27	48	8	0	0	14	6	1	4	15	29	16	4	13
Wilmington	.308	5	13	2	4	1	0	0	2	0	0	1	4	0	0	2	
2003 Wilmington	.244	113	394	61	96	11	3	0	25	21	2	8	44	50	13	7	26
Minor League Totals	.259	224	788	129	204	20	6	0	65	29	3	12	88	106	38	23	63

Gabriel Stuart Boruff, C

Ht.: 6-1; Wt.: 215; Bats: S; Throws: R

Resides: Ephrata, Wash.

Signed By: Greg Smith

Acquired: Signed as non-drafted free agent, 8-29-02

Career Notes: Graduated Ephrata (Wash.) High, 1998...attended Lewis-Clark (Idaho) State College and St. Martin's (Lacey, Wash.) College...won 2 national championships at Lewis-Clark in 1999 and 2000...was a college teammate of fellow Royals Ryan Baerlocher and Mike Natale.

YEAR CLUB	AVG	G	AB	R	H	2B	3B	HR	RBI	SH	SF	HP	BB	SO	SB	CS	E
2003 Wilmington	.000	1	4	0	0	0	0	0	0	0	0	0	0	1	0	0	0
Arizona (Rookie Adv.)	.234	21	64	11	15	4	0	0	10	0	1	1	11	24	0	0	2
Minor League Totals	.221	22	68	11	15	4	0	0	10	0	1	1	11	25	0	0	2

Born: 8-11-83 in Estero Hondo, La Isabela, DR

Opening Day Age: 20

Born: 8-13-80 in North Adams, Mass.

Opening Day Age: 23

Born: 4-11-84 in Urama, Carabobo, Venezuela

Opening Day Age: 19

Born: 11-17-79 in Ephrata, Wash.

Opening Day Age: 24

Ryan Zachary Braun, RHP

Ht.: 6-2; Wt.: 205; Bats: Right; Throws: Right

Resides: Mooresville, N.C.

Signed By: Mike Brown

Acquired: Selected in 6th round of 2003 June Free Agent Draft

Career Notes: Graduated Edison (Fresno, Calif.) High, 1998...hit .380 with 10 home runs and 36 RBI and posted a 7-4 record with a 2.56 ERA with 100 strikeouts in 82.0 innings as a senior...selected in the 21st round by the Anaheim Angels in 1998 but did not sign...attended Wake Forest University for 3 years where he compiled a 9-7 record...transferred to University of Nevada-Las Vegas for his senior campaign and went 5-3 with 7 saves and a team-best 3.44 ERA in 28 relief outings...walked 18 and struck out 53 en route to being named to the 2003 All-Mountain West Conference Baseball Team...made 18 appearances for the club's Arizona League rookie team, going 0-0 with a team-best 3 saves and a 2.95 ERA.

YEAR	CLUB	W-L	ERA	G	GS	CG	SHO	SV	IP	H	R	ER	HR	HB	BB	SO	WP	BK
2003	Arizona (Rookie)	0-0	2.95	18	0	0	0	3	21.1	15	9	7	0	0	10	25	0	0

Stephen Matthew (Steve) Bray, RHP

Ht.: 6-1; Wt.: 190; Bats: Right; Throws: Right

Resides: Branford, Conn.

Signed By: Steve Connelly

Acquired: Selected in 14th round of 2003 June Free Agent Draft

Career Notes: Graduated Branford (Conn.) High, 1999...attended the University of New Haven where he led the Chargers with an 8-2 record in 17 games as a senior...was named 1st team All-New York Collegiate Athletic Conference and was an all-region selection...finished his senior campaign ranked 11th among Division II players with 10.8 strikeouts per game...struck out 116 batters and walked just 22 with 96.3 innings.

YEAR	CLUB	W-L	ERA	G	GS	CG	SHO	SV	IP	H	R	ER	HR	HB	BB	SO	WP	BK
2003	Arizona (Rookie Adv.)	4-2	3.35	15	0	0	0	3	40.1	41	17	15	2	0	7	32	1	0

Ira Demond Brown, RHP

Ht.: 6-4; Wt.: 215; Bats: Right; Throws: Right

Resides: Conroe, Texas

Signed By: Chet Sergio

Acquired: Selected in 8th round of 2001 June Free Agent Draft

Career Notes: Graduated Willis (Texas) High, 2001...ranked 4th in the Arizona League with 66 strikeouts in 2003.

YEAR	CLUB	W-L	ERA	G	GS	CG	SHO	SV	IP	H	R	ER	HR	HB	BB	SO	WP	BK
2001	Gulf Coast	2-5	4.99	11	10	0	0	0	39.2	40	27	22	2	2	25	42	5	0
2002	Spokane	2-5	5.43	16	14	0	0	1	59.2	47	47	36	3	7	38	42	7	0
2003	Arizona (Rookie Adv.)	4-2	4.96	15	11	0	0	0	61.2	57	45	31	2	3	50	66	12	0
Minor League Totals		8-12	5.14	42	35	0	0	1	161.0	144	119	92	7	12	133	150	24	0

Robert Donald (Bobby) Bryan, RHP

Ht.: 6-0; Wt.: 190; Bats: Right; Throws: Right

Resides: Richmond, Texas

Signed By: Mark Willoughby

Acquired: Signed as non-drafted free agent, 7-18-02

Career Notes: Graduated Mansfield (Texas) High and Northeast Texas Community College...graduated Rice University, 2002...pitched in high school and was converted from 3rd base to pitcher during his senior year at Rice...also played for the Harwich Mariners in the Cape Cod League.

YEAR	CLUB	W-L	ERA	G	GS	CG	SHO	SV	IP	H	R	ER	HR	HB	BB	SO	WP	BK
2002	Gulf Coast	0-2	2.31	7	0	0	0	0	11.2	9	5	3	2	0	4	10	2	0
2003	Arizona (Rookie Adv.)	0-1	10.72	15	0	0	0	1	22.2	40	28	27	2	3	12	17	0	0
Minor League Totals		0-3	7.86	22	0	0	0	1	34.1	49	33	30	4	3	16	27	2	0

Ambiorix Burgos, RHP

Ht.: 6-0; Wt.: 180; Bats: Right; Throws: Right

Resides: Nagua, DR

Signed By: Luis Silverio and Pedro Silverio

Acquired: Signed as a non-drafted free agent, 11-14-00

Career Notes: Attended San Jose De Villa (Nagua, DR) High.

YEAR	CLUB	W-L	ERA	G	GS	CG	SHO	SV	IP	H	R	ER	HR	HB	BB	SO	WP	BK
2001	Salcedo	2-5	4.97	13	11	0	0	0	50.2	51	36	28	1	7	35	38	9	0
2002	Salcedo	0-9	5.47	13	12	0	0	0	51.0	47	42	31	1	9	28	33	5	1
2003	Arizona (Rookie)	3-2	4.00	9	7	0	0	0	36.0	37	22	16	1	3	16	43	8	1
	Burlington	0-1	5.40	2	2	0	0	0	5.0	3	3	3	1	0	6	4	1	0
Minor League Totals		5-17	4.92	37	32	0	0	0	142.2	138	103	78	4	19	85	118	23	2

Born: 7-29-80 in Kitchener, Ontario, Canada

Opening Day Age: 23

Born: 12-22-80 in New Haven, Conn.

Opening Day Age: 23

Born: 8-3-82 in Corsicana, Texas

Opening Day Age: 21

Born: 5-31-80 in Wichita Falls, Texas

Opening Day Age: 23

Born: 4-19-84 in Nagua, DR

Opening Day Age: 19

Carlos Javier Caballero, OF

Ht.: 6-0; Wt.: 170; Bats: Right; Throws: Right

Resides: San Juan, PR

Signed By: Johnny Ramos

Acquired: Selected in 25th round of 2002 June Free Agent Draft

Career Notes: Graduated Ines Maria Mendoza (San Juan, PR) High, 2002...was a member of the Boys Baseball Club and lettered in baseball, basketball and volleyball in high school...represented Puerto Rico on 2 U.S. tours...had a tracheotomy in June 2000 after being injured in a collision with a shortstop while chasing a flyball...hit .203 in 30 games for the Arizona Royals in his 1st professional season.

Born: 12-5-83 in Rio Piedras, PR

Opening Day Age: 20

YEAR CLUB	AVG	G	AB	R	H	2B	3B	HR	RBI	SH	SF	HP	BB	SO	SB	CS	E
2003 Arizona (Rookie)	.203	30	64	17	13	2	0	1	6	1	1	6	7	18	5	2	4

Stephen Gray (Steve) Chamberlain, RHP

Ht.: 6-3; Wt.: 205; Bats: Left; Throws: Right

Resides: Pullman, Wash.

Signed By: Greg Smith

Acquired: Selected in 14th round of 2002 June Free Agent Draft

Career Notes: Graduated Pullman (Wash.) High, 1998...graduated Treasure Valley (Ontario, Ore.) Community College, 2000 and attended the University of Portland...earned 1st-team Great Northern League honors in high school where he was team captain and MVP...also lettered in football...was named Academic All-American as a sophomore at Treasure Valley...went 8-2 with a 4.05 ERA for the Pilots in 2002 and earned 1st team West Coast Conference recognition, becoming just the 2nd player to earn all-WCC honors since Portland joined the league in 1996...also earned 1st Team All-Academic WCC honors...father Tom Chamberlain was a pitcher in the St. Louis Cardinals system...also has uncles who played in the Montreal Expos and San Francisco Giants organizations...started the 2003 season by going 0-1 with a 9.22 ERA in 5 relief appearances...then recorded a team-high 10 saves in 11 opportunities and posted a 2.07 ERA after May 1...posted a team-best 1.67 ERA at Community Field.

Born: 7-20-80 in Springfield, Ill.

Opening Day Age: 22

YEAR CLUB	W-L	ERA	G	GS	CG	SHO	SV	IP	H	R	ER	HR	HB	BB	SO	WP	BK
2002 Spokane	0-2	5.06	7	4	0	0	0	16.0	16	11	9	1	2	8	11	2	0
2003 Burlington	3-7	3.38	33	0	0	0	10	74.2	54	29	28	5	4	23	57	6	1
Minor League Totals	3-9	3.67	40	4	0	0	10	90.2	70	40	37	6	6	31	68	8	1

Travis Adrian Chapman, 3B

Ht.: 6-2; Wt.: 180; Bats: Right; Throws: Right

Resides: Dayton, Ohio

Signed By: Phillies

Acquired: Signed as a Minor League free agent, 1-20-04

Career Notes: Graduated Bishop Kenny (Jacksonville, Fla.) High, 1996...graduated with a business degree from Mississippi State University, 2000...hit at least .320 during each of his 4 collegiate seasons...was an All-Southeastern Conference selection as a senior at Mississippi State after hitting .350 with 59 runs, 22 doubles, 7 home runs and 63 RBI...selected by the Philadelphia Phillies in the 17th round of the 2000 June Free Agent Draft...assigned to the Gulf Coast League Phillies but was promoted to Batavia on 7-1-00...named New York-Penn League Player of the Week for Aug. 7-13 after hitting .458 during that stretch...played the majority of the 2001 season with Clearwater, batting .307 in 96 games...named a Florida State League All-Star after tying for 3rd in the league in average and finishing 4th with a .400 on-base percentage...promoted to Reading in late August...appeared in 4 games during the Eastern League playoffs, batting .385 (5-for-13) with 1 home run...named Reading MVP for the 2002 season and selected to *Baseball America's* Double-A All-Star squad...established career highs in nearly every offensive category and led Reading with a .301 average, 144 hits, 35 doubles and 15 home runs...named as the league's Player of the Week for April 29-May 5...earned Phillies Minor League Player of the Month honors for June after batting .337 with 20 RBI...started at 3rd base for the National League's squad at the Double-A All-Star Game and earned Eastern League postseason all-star honors...led the Eastern League with 19 hit by pitches and 9 intentional walks...promoted to Triple-A Scranton/Wilkes-Barre for the International League playoffs...selected by the Cleveland Indians from Philadelphia in the Major League phase of the 2002 Rule 5 draft...acquired by the Detroit Tigers from Cleveland in exchange for cash on 12-16-02...returned to the Phillies, 3-26-03...spent the 2003 season with Scranton/Wilkes-Barre...hit .272 and ranked 2nd in the league in games (134), 4th in doubles (36) and tied for 4th in RBI (82)...was a September call-up for the Phillies in 2003 and made his Major League debut as a pinch hitter at Atlanta on 9-9-03...named best defensive 3rd basemen in Triple A by *Baseball America* (as voted on by league managers)...underwent right shoulder surgery following the 2003 season...granted free agency, 12-21-03.

Born: 6-5-78 in Jacksonville, Fla.

Opening Day Age: 25

YEAR CLUB	AVG	G	AB	R	H	2B	3B	HR	RBI	SH	SF	HP	BB	SO	SB	CS	E
2000 Gulf Coast-Phillies	.188	9	32	3	6	3	1	0	5	0	1	2	4	4	0	1	1
Batavia	.316	49	174	23	55	10	2	1	28	2	2	7	12	24	0	1	9
2001 Clearwater	.307	96	329	39	101	22	0	4	50	2	6	11	44	39	3	1	12
Reading	.182	7	22	3	4	0	0	1	3	0	0	2	0	5	0	0	0
2002 Reading	.301	136	478	64	144	35	1	15	76	2	8	19	54	77	3	1	19
2003 Scranton/Wilkes-Barre	.272	134	478	62	130	36	0	12	82	0	6	15	44	97	2	2	12
PHILADELPHIA	.000	1	1	0	0	0	0	0	0	0	0	0	0	0	0	0	0
Minor League Totals	.291	431	1513	194	440	106	4	33	244	6	23	56	158	246	8	6	53
Major League Totals	.000	1	1	0	0	0	0	0	0	0	0	0	0	0	0	0	0



Jose Ariel Chen, RHP

Ht.: 6-5; **Wt.:** 200; **Bats:** Right; **Throws:** Right
Resides: Panama City, Panama
Signed By: Luis Cordoba

Born: 9-15-81 in Panama City, Panama
Opening Day Age: 22

Acquired: Signed as non-drafted free agent, 2-2-02

Career Notes: Spent the 2003 season rehabilitating from right shoulder surgery.

YEAR CLUB	W-L	ERA	G	GS	CG	SHO	SV	IP	H	R	ER	HR	HB	BB	SO	WP	BK
2002 Gulf Coast	0-2	6.48	2	1	0	0	0	8.1	12	10	6	0	0	4	8	0	0
(Injured - Did Not Play)																	
Minor League Totals	0-2	6.48	2	1	0	0	0	8.1	12	10	6	0	0	4	8	0	0

Daniel J. (Danny) Christensen, LHP

Ht.: 6-1; **Wt.:** 205; **Bats:** Left; **Throws:** Left
Resides: Vero Beach, Fla.
Signed By: Steve Connelly

Born: 8-10-83 in Brooklyn, N.Y.
Opening Day Age: 20

Acquired: Selected in 4th round of 2002 June Free Agent Draft

Career Notes: Graduated from Xaverian (Brooklyn, N.Y.) High, 2002...was named to the All-City 1st team as a junior...spent most of the 2003 campaign with Burlington, earning his only win of the season against Kane County on April 29...was placed on the Disabled List on July 15 with a blister on his left middle finger...finished the season in the Arizona League.

YEAR CLUB	W-L	ERA	G	GS	CG	SHO	SV	IP	H	R	ER	HR	HB	BB	SO	WP	BK
2002 Gulf Coast	1-3	3.10	7	6	0	0	0	29.0	20	13	10	2	4	14	28	0	0
Spokane	2-0	1.10	6	6	0	0	0	32.2	24	6	4	3	3	14	23	0	1
2003 Burlington	1-12	5.92	17	16	0	0	0	79.0	83	62	52	11	7	31	46	2	0
Arizona (Rookie)	0-0	2.25	4	2	0	0	0	12.0	8	4	3	0	0	5	12	0	0
Minor League Totals	4-15	2.04	34	30	0	0	0	152.2	135	85	69	16	14	64	109	2	1

Christopher Stephen (Chris) Coughlin, RHP

Ht.: 6-0; **Wt.:** 190; **Bats:** Right; **Throws:** Right
Resides: Southport, N.C.
Signed By: Spencer Graham

Born: 9-30-80 in Havelock, N.C.
Opening Day Age: 23

Acquired: Signed as non-drafted free agent, 6-21-03

Career Notes: Graduated Southport (N.C.) High, 1998...graduated University of North Carolina-Wilmington, May 2003...was a teammate of fellow Royals Minor Leaguer Jake Mullis.

YEAR CLUB	W-L	ERA	G	GS	CG	SHO	SV	IP	H	R	ER	HR	HB	BB	SO	WP	BK
2003 Arizona (Rookie)	1-3	6.75	12	0	0	0	1	16.0	28	15	12	1	0	2	16	2	0

Justin Michael Cowan, OF

Ht.: 5-10; **Wt.:** 195; **Bats:** Right; **Throws:** Right
Resides: Canon City, Colo.
Signed By: Craig Struss

Born: 11-24-77 in Soldotna, Alaska
Opening Day Age: 26

Acquired: Selected in 20th round of 2000 June Free Agent Draft

Career Notes: Graduated Tumwater (Wash.) High, 1996...graduated South Mountain (Phoenix, Ariz.) Community College, 1998...attended University of Nebraska where he majored in Sociology...member of Big 12 championship team in 1999 and 2000...was one of 3 finalists for the Johnny Bench Award as the nation's top collegiate catcher in 2000...named 1st team All-Big 12 after hitting .371 with 74 RBI...was the catcher for the nation's top-ranked pitching staff at Nebraska...his .312 batting average was 4th in the Northwest League in 2000...batted .300 with 43 RBI and a team-high 24 doubles for Wilmington in 2002...was named Carolina League Player of the Week for July 18-24...set career highs in games (119), hits (120), triples (6) and RBI (52) for Wilmington in 2003...also tied his career high with 7 home runs...started 55 games in right field, 14 games in left field and 47 games as the designated hitter after playing catcher during his collegiate career.

YEAR CLUB	AVG	G	AB	R	H	2B	3B	HR	RBI	SH	SF	HP	BB	SO	SB	CS	E
2000 Spokane	.312	48	189	24	59	12	0	3	31	2	5	2	18	32	3	2	3
2001 Burlington	.219	88	319	34	70	20	1	7	38	1	4	6	23	63	0	1	4
2002 Wilmington	.300	92	323	53	97	24	1	5	43	7	7	12	28	38	4	0	5
2003 Wilmington	.274	119	438	52	120	23	6	7	52	2	3	16	25	66	2	0	3
Minor League Totals	.273	347	1269	163	346	79	8	22	164	12	19	36	94	219	9	3	15

Nael Michael Cruz, INF

Ht.: 6-1; Wt.: 190; Bats: Right; Throws: Right

Resides: Guanatico, Puerto Plata, DR

Signed By: Pedro Silverio

Acquired: Signed as a non-drafted free agent, 9-17-03

Career Notes: Graduated Jose Castellanos (Puerto Plata, DR) School, 2003.

Born: 11-14-86 in Guanatico, Puerto Plata, DR

Opening Day Age: 17

YEAR CLUB	AVG	G	AB	R	H	2B	3B	HR	RBI	SH	SF	HP	BB	SO	SB	CS	E
(2004 will be his first year in professional baseball)																	

Marco Alan Cunningham, OF

Ht.: 5-10; Wt.: 185; Bats: Right; Throws: Right

Resides: Lubbock, Texas

Signed By: Gerald Turner

Acquired: Selected in 27th round of 2000 June Free Agent Draft

Career Notes: Graduated Rifle Silts (Colo.) High, 1996...graduated Trinidad State (Colo.) Junior College, 1998...attended Texas Tech University...led the Northwest League in walks and games, was 2nd in stolen bases, 3rd in runs, 4th in on-base percentage (.409), hits and triples and 5th in at bats in 2000...led the Carolina League in walks, breaking the Wilmington franchise record in 2001...broke the franchise record for hit by pitches with 19...was also 1st in the league in runs, 2nd in games played and on-base percentage (.417), 3rd in hits and 9th in batting average...batted just .186 in 77 games for Wichita in 2002 before joining the Wilmington Blue Rocks...finished the season by hitting .320 in 29 games for Wilmington...batted .388 in 23 games in August with 3 home runs and 11 RBI.

Born: 8-3-77 in Billings, Mont.

Opening Day Age: 26

YEAR CLUB	AVG	G	AB	R	H	2B	3B	HR	RBI	SH	SF	HP	BB	SO	SB	CS	E
2000 Spokane	.277	*75	282	58	78	16	4	2	42	9	1	10	*54	51	31	7	3
2001 Wilmington	.284	138	497	*82	141	22	4	4	61	9	1	19	*95	119	17	8	5
2002 Wichita	.186	77	215	39	40	7	0	4	29	5	2	12	37	39	13	8	1
Wilmington	.320	29	103	15	33	4	0	4	17	1	0	6	18	21	5	2	0
2003 Wichita	.276	104	319	60	88	12	2	6	35	5	3	17	29	50	13	9	1
Minor League Totals	.268	210	1416	254	380	61	10	20	184	29	7	64	233	280	79	34	10

Yovany Eliezer Damico, RHP

Ht.: 6-1; Wt.: 170; Bats: Right; Throws: Right

Resides: Mariara, Venezuela

Signed By: Juan Indriago

Acquired: Signed as a non-drafted free agent, 12-1-02

Career Notes: Graduated M.E. Anzuategui School in Venezuela, 2002.

Born: 8-18-84 in Mariara, Venezuela

Opening Day Age: 19

YEAR CLUB	W-L	ERA	G	GS	CG	SHO	SV	IP	H	R	ER	HR	HB	BB	SO	WP	BK
2003 Arizona (Rookie)	2-1	3.32	11	0	0	0	0	19.0	25	8	7	1	1	3	20	1	1

Andres Rafael De La Cruz, RHP

Ht.: 6-4; Wt.: 190; Bats: Right; Throws: Right

Resides: Santo Domingo, DR

Signed By: Victor Mata (Yankees)

Acquired: Signed as a Minor League free agent, 10-23-02

Career Notes: Signed as a non-drafted free agent by the New York Yankees, 9-18-95...converted from a starter to a reliever for the 1998 season...combined for a 14-11 career record in 82 games (18 starts) in 5 seasons in the Yankees system...experienced right shoulder problems and was released by the Yankees, 12-11-00...returned after missing 2 seasons to go 2-0 with a 4.60 ERA in 21 relief appearances for Burlington.

Born: 8-12-78 in Santo Domingo, DR

Opening Day Age: 25

YEAR CLUB	W-L	ERA	G	GS	CG	SHO	SV	IP	H	R	ER	HR	HB	BB	SO	WP	BK	
1996 Santo Domingo	2-3	3.90	11	5	0	0	0	32.1	29	18	14	2	0	20	20	2	0	
1997 Santo Domingo	6-3	4.10	13	13	1	0	0	74.2	71	41	34	6	4	41	59	7	1	
1998 Gulf Coast	6-2	2.68	21	0	0	0	4	40.1	37	16	12	1	2	10	28	4	0	
Tampa	0-0	0.00	3	0	0	0	0	3.2	2	0	0	0	0	2	1	1	0	
1999 Staten Island	0-2	13.50	5	0	0	0	2	4.0	7	6	6	0	1	2	3	2	0	
Greensboro	0-0	10.13	3	0	0	0	0	2.2	5	3	3	0	1	2	2	3	0	
2000 Greensboro	0-1	7.33	26	0	0	0	1	27.0	31	28	22	3	6	30	16	3	0	
2001																		
2002																		
2003 Burlington	2-0	4.60	21	0	0	0	0	29.1	23	18	15	1	3	21	9	6	0	
Minor League Totals	16-11	4.44	103	18	1	0	7	214.0	205	130	106	13	17	128	138	28	1	

Erik Mathew Dean, SS

Ht.: 6-0; Wt.: 190; Bats: Left; Throws: Right

Resides: Santa Clara, Calif.

Signed By: Dave Herrera

Acquired: Selected in 34th round of 2001 June Free Agent Draft

Career Notes: Graduated Wilcox (Calif.) High, 2000...attended West Valley (Calif.) Junior College...batted .257 in his 1st professional season for Burlington and Spokane...started the 2003 campaign by batting .342 with 1 home run and 11 RBI in April, but his average dipped to .232 for the 1st half of the season...rebounded to hit at a .306 clip with 2 home runs and 24 RBI in the 2nd half of the season.

Born: 2-70-82 in Santa Clara, Calif.

Opening Day Age: 22

YEAR CLUB	AVG	G	AB	R	H	2B	3B	HR	RBI	SH	SF	HP	BB	SO	SB	CS	E
2002 Burlington	.243	21	70	11	17	5	1	0	8	1	1	2	3	9	0	0	5
Spokane	.290	12	31	5	9	2	0	0	2	0	0	1	7	5	0	0	3
2003 Burlington	.265	64	223	35	59	9	1	3	42	2	7	5	24	37	3	1	12
Minor League Totals	.257	97	324	51	85	16	2	3	52	3	8	8	34	51	3	1	20

Ricardo DeJesus, RHP

Ht.: 6-0; Wt.: 170; Bats: Right; Throws: Right

Resides: Santo Domingo, DR

Signed By: Rafael Vasquez

Acquired: Signed as a non-drafted free agent, 5-30-03.

Career Notes: Graduated Ramon Matias Mella (Santo Domingo, DR) School, 2002.

Born: 4-7-84 in Santo Domingo, DR

Opening Day Age: 19

YEAR CLUB	W-L	ERA	G	GS	CG	SHO	SV	IP	H	R	ER	HR	HB	BB	SO	WP	BK
2003 Salcedo	2-7	4.08	13	12	0	0	0	57.1	54	28	26	5	5	19	27	2	0

Eddy Berto De Los Santos, SS

Ht.: 6-3; Wt.: 180; Bats: Right; Throws: Right

Resides: Santo Domingo, DR

Signed By: Rudy Santin (Devil Rays)

Acquired: Signed as a Minor League free agent, 1-12-04

Career Notes: Signed as a non-drafted free agent by the Tampa Bay Devil Rays, 3-14-96...enjoyed his best Minor League season in 1999, hitting .275 with 53 runs, 24 doubles, 3 home runs and 49 RBI for Double A Orlando...released by Tampa Bay, 4-1-02...signed by the Toronto Blue Jays, 5-7-02...released by Toronto, 7-19-02...signed by Lincoln of the Independent Northern League, July 2002...signed by Joliet of the Independent Northern League, May 2003...signed by Lincoln, July 2003...finished the 2003 season with the Saltdogs, batting .275 with 1 home run and 19 RBI in 53 games.

Born: 2-24-78 in San Domingo, DR

Opening Day Age: 26

YEAR CLUB	AVG	G	AB	R	H	2B	3B	HR	RBI	SH	SF	HP	BB	SO	SB	CS	E
1996 Gulf Coast-Devil Rays	.245	50	196	18	48	6	1	0	20	2	0	3	13	58	11	4	15
Butte	.271	16	59	15	16	0	0	0	12	2	2	0	6	17	1	1	10
1997 Charleston, SC	.234	127	432	46	101	11	2	2	40	5	4	2	20	101	8	9	42
1998 St. Pete	.239	111	393	33	94	11	1	0	32	5	3	3	17	64	6	4	36
Durham	.273	4	11	2	3	2	0	0	2	0	0	1	0	6	0	0	0
1999 Orlando	.275	128	448	53	123	24	4	3	49	5	7	2	29	69	3	2	39
2000 Orlando	.234	48	171	11	40	6	1	0	8	1	1	2	5	26	2	3	13
Durham	.251	78	271	27	68	4	1	3	32	5	1	2	21	50	3	2	17
2001 Orlando	.258	114	415	33	107	13	1	2	38	10	2	5	22	60	14	11	27
2002 Dunedin	.300	3	10	2	3	0	0	0	4	1	0	0	1	2	0	0	0
Syracuse	.180	22	61	7	11	1	0	0	1	4	1	0	6	13	3	0	3
Lincoln	.270	36	137	16	37	6	0	0	15	1	1	1	3	13	3	0	8
2003 Joliet	.250	23	76	3	19	4	2	0	5	3	0	1	3	11	2	3	6
Lincoln	.275	53	193	14	53	4	0	1	19	3	2	3	11	20	5	3	12
Minor League Totals	.252	813	2873	280	723	92	13	11	277	47	24	25	157	510	99	43	228

Felipe Del Rosario, C

Ht.: 5-10; Wt.: 180; Bats: Right; Throws: Right

Resides: La Romana, DR

Signed By: Rafael Vasquez

Acquired: Signed as a non-drafted free agent, 7-19-01

Career Notes: Graduated Immaculata Corazon De Maria (DR) High, 2001...led Salcedo with a .286 batting average in 36 games in 2002.

Born: 9-8-84 in San Pedro de Macoris, DR

Opening Day Age: 19

YEAR CLUB	AVG	G	AB	R	H	2B	3B	HR	RBI	SH	SF	HP	BB	SO	SB	CS	E
2002 Salcedo	.286	36	105	12	30	7	1	0	9	2	1	3	9	18	2	1	8
2003 Arizona (Rookie Adv.)	.248	34	117	18	29	9	1	0	7	0	2	4	15	29	0	1	10
Minor League Totals	.266	70	222	30	59	16	2	0	16	2	3	7	24	47	2	2	18

Adam Michael Donachie, C

Ht.: 6-2; **Wt.:** 175; **Bats:** Right; **Throws:** Right
Resides: Orlando, Fla.
Signed By: Cliff Pastornicky

Born: 3-3-84 in Winter Park, Fla.
Opening Day Age: 20

Acquired: Selected in 2nd round of 2002 June Free Agent Draft

Career Notes: Graduated Timber Creek (Orlando, Fla.) High, 2002...named All-Central Florida First Team in 2001...batted .513 with 19 doubles, 6 home runs and 19 RBI as a junior.

YEAR CLUB	AVG	G	AB	R	H	2B	3B	HR	RBI	SH	SF	HP	BB	SO	SB	CS	E
2002 Gulf Coast	.206	21	68	7	14	3	0	0	3	1	1	1	9	12	0	0	0
2003 Arizona (Rookie Adv.)	.444	2	9	3	4	1	0	0	0	0	0	0	1	4	0	0	1
Arizona (Rookie)	.222	20	63	8	14	3	1	0	7	0	0	2	9	12	0	1	1
Minor League Totals	.229	43	140	18	32	7	1	0	10	1	1	3	19	28	0	1	2

William Dustin (Dusty) Dossett, RHP

Ht.: 6-2; **Wt.:** 175; **Bats:** Right; **Throws:** Right
Resides: Athens, Texas
Signed By: Gerald Turner

Born: 4-11-80 in Athens, Texas
Opening Day Age: 23

Acquired: Signed as a non-drafted free agent, 6-14-01

Career Notes: Graduated Athens (Texas) High, 1998...attended Oklahoma Baptist University...ranked 3rd in the Arizona League with 6 saves in 2003 for the Royals Rookie Advanced club, the 1st saves of his professional career...posted a 1.80 ERA on the season, allowing just 12 runs (5 earned) in 25.0 innings.

YEAR CLUB	W-L	ERA	G	GS	CG	SHO	SV	IP	H	R	ER	HR	HB	BB	SO	WP	BK
2001 Gulf Coast	2-2	2.20	8	0	0	0	0	16.1	11	5	4	0	1	0	11	0	0
Spokane	1-2	5.91	12	0	0	0	0	21.1	34	20	14	1	3	7	13	1	0
2002 Gulf Coast	0-0	9.00	1	0	0	0	0	1.0	2	1	1	0	0	0	0	0	0
Spokane	0-1	2.49	15	0	0	0	0	25.1	21	8	7	1	3	10	11	1	0
2003 Arizona (Rookie Adv.)	2-1	1.80	21	0	0	0	6	25.0	30	12	5	0	1	3	23	3	0
Minor League Totals	5-6	3.66	57	0	0	0	6	89.0	98	46	31	2	8	20	58	5	0

John Wesley Draper, C/OF

Ht.: 6-2; **Wt.:** 190; **Bats:** Right; **Throws:** Right
Resides: Whittier, Calif.
Signed By: Frank Baez and Bob Bishop

Born: 8-11-80 in La Mirada, Calif.
Opening Day Age: 23

Acquired: Selected in 4th round of 2001 June Free Agent Draft

Career Notes: Graduated Whittier (Calif.) High, 1998...attended Cal State Los Angeles University...played in a career high 127 games for Wilmington in 2003 and was 1 of 6 Blue Rocks to eclipse 100 hits for the season...broke up a no-hit bid by Lynchburg's Brady Borner in the 9th inning of Game 2 of the Carolina League Northern Division Championship Series.

YEAR CLUB	AVG	G	AB	R	H	2B	3B	HR	RBI	SH	SF	HP	BB	SO	SB	CS	E
2001 Spokane	.261	58	222	34	58	7	0	6	31	3	1	10	22	37	7	2	5
2002 Burlington	.278	94	317	45	88	12	4	1	23	10	4	6	17	38	2	2	7
2003 Wilmington	.234	127	441	42	103	15	1	2	47	11	4	12	41	80	9	2	7
Minor League Totals	.271	279	980	121	249	34	5	9	101	24	9	28	80	155	18	6	19

Alexis Encarnacion, RHP

Ht.: 6-0; **Wt.:** 160; **Bats:** Right; **Throws:** Right
Resides: Villa Mella, DR
Signed By: Luis Silverio and Andres Lopez

Born: 9-26-82 in Villa Mella, DR
Opening Day Age: 21

Acquired: Signed as a non-drafted free agent, 8-4-99

Career Notes: Attended Ramon Matias Mella (DR) High...was 3rd in the Dominican Summer League in ERA in 2001...went 2-0 with 1 save and a team-best 1.71 ERA in 14 relief outings for the Arizona League Royals in 2003.

YEAR CLUB	W-L	ERA	G	GS	CG	SHO	SV	IP	H	R	ER	HR	HB	BB	SO	WP	BK
2000 Salcedo	0-2	3.82	20	0	0	0	1	35.1	42	18	15	1	2	15	20	3	0
2001 Salcedo	5-2	0.88	27	1	1	1	8	71.2	45	18	7	1	4	15	55	2	0
2002 Gulf Coast	1-0	3.60	6	0	0	0	1	15.0	15	6	6	0	1	4	13	0	0
Spokane	0-0	2.86	11	0	0	0	0	22.0	19	7	7	1	0	3	14	0	0
2003 Arizona (Rookie)	2-0	1.71	14	0	0	0	1	21.0	17	4	4	1	1	2	19	0	0
Minor League Totals	8-4	2.19	78	1	1	1	11	165.0	138	53	39	4	8	39	121	5	0



Drew Daniel Endicott, RHP

Ht.: 6-3; Wt.: 180; Bats: Right; Throws: Right

Resides: Carthage, Mo.

Signed By: Phil Huttman

Acquired: Selected in 41st round of 2002 June Free Agent Draft

Career Notes: Graduated Carthage (Mo.) High, 1999...attended the University of Missouri...also lettered in basketball in high school...was a 3-team all-conference and 2-time all-area selection during his high school baseball career...was a 2nd-team all-academic selection in the Big 12 Conference in 2002...played in the Cape Cod League in 2001 and made the all-star team...posted a team-high 7 wins for Spokane in 2002 while striking out a club-best 44 batters in his 1st professional season...started 11 games and made 21 relief appearances for Burlington in 2003...went 4-2 with a 4.11 ERA as a starter and 3-3 with a 3.24 ERA in relief...converted his last 5 save opportunities and earned a win or a save in 8 consecutive appearances from May 18-June 22.

Born: 3-30-81 in Joplin, Mo.

Opening Day Age: 23

YEAR CLUB	W-L	ERA	G	GS	CG	SHO	SV	IP	H	R	ER	HR	HB	BB	SO	WP	BK
2002 Spokane	7-3	3.06	19	6	0	0	0	67.2	62	28	23	4	0	25	44	2	0
2003 Burlington	7-5	3.73	32	11	1	1	5	115.2	125	55	48	6	2	29	60	6	0
Minor League Totals	14-8	3.49	51	17	1	1	5	183.1	187	83	71	10	2	54	104	8	0

Damaso Matias Espino, 3B

Ht.: 6-1; Wt.: 190; Bats: Switch; Throws: Right

Resides: Panama City, Panama

Signed By: De Jon Watson (Reds)

Acquired: Obtained by the Royals from the Cincinnati Reds with OF Alan Moyer in exchange for RHP Jeff Austin and LHP Brian Shackelford, 3-6-03

Career Notes: Graduated La Salle (Panama) School...signed as a non-drafted free agent by the Cincinnati Reds, 7-2-99...batted .269 in 48 games for the Gulf Coast Reds in 2000 in his 1st professional season...batted a career-high .332 with 32 RBI in 58 games for the Gulf Coast Reds in 2002...ranked among the Gulf Coast League leaders in doubles (1st, 22), hits (2nd, 74), total bases (3rd, 96), extra base hits (tied for 3rd, 22) and batting average (6th)...named to the Gulf Coast League's postseason All-Star team...earned a promotion to Chattanooga, where he batted .333 in 6 games...in his 1st season with the Royals organization, he batted .285 with 3 home runs and 88 RBI...finished 2nd on the team in RBI, 4th in the Midwest League and tied for 10th on the franchise single season RBI list...also finished 2nd on the club in average, games (130), at bats (480), hits (137), doubles (25), on base percentage (.377) and multi-hit games (41)...hit Burlington's only grand slam of the season at Wisconsin on Aug. 24...reached base safely by a hit or walk in 25 consecutive games from May 27-June 25, batting .365 with 24 RBI during that stretch.

Born: 5-8-83 in Los Santos, Panama

Opening Day Age: 20

YEAR CLUB	AVG	G	AB	R	H	2B	3B	HR	RBI	SH	SF	HP	BB	SO	SB	CS	E
2000 Gulf Coast-Reds	.269	48	167	15	45	5	1	0	19	1	0	1	11	27	1	5	15
2001 Gulf Coast-Reds	.250	39	104	8	26	2	0	1	11	1	2	2	5	26	6	2	7
2002 Gulf Coast-Reds	.332	58	223	35	74	22	0	0	32	2	2	3	16	30	8	1	14
Chattanooga	.333	6	12	0	4	0	0	0	1	1	0	0	0	1	0	0	1
2003 Burlington	.285	130	480	58	137	25	3	3	88	6	8	6	69	76	8	4	29
Minor League Totals	.290	281	986	116	286	54	4	4	151	11	12	12	101	160	23	12	66

Juan Antonio Eusebio, OF

Ht.: 5-11; Wt.: 155; Bats: Right; Throws: Right

Resides: Hato Mayor, DR

Signed By: Rafael Vasquez

Acquired: Signed as a non-drafted free agent, 5-10-01

Career Notes: Graduated Juan Pablo Duarte (DR) High, 2000...led Salcedo in hits (60) and at bats (218) while tying for the team lead in games played (60) in 2002.

Born: 2-4-84 in Vicentillo, El Esibo, DR

Opening Day Age: 20

YEAR CLUB	AVG	G	AB	R	H	2B	3B	HR	RBI	SH	SF	HP	BB	SO	SB	CS	E
2001 Salcedo	.257	54	136	19	35	8	1	1	13	0	0	0	8	30	5	3	7
2002 Salcedo	.275	60	218	22	60	7	0	1	12	0	0	6	18	26	12	8	3
2003 Arizona (Rookie Adv.)	.286	11	28	4	8	0	1	0	2	0	0	1	6	7	3	0	1
Minor League Totals	.270	125	382	45	103	15	2	2	27	0	0	7	32	63	20	11	11

Christopher Michael (Chris) Fallon, 1B

Ht.: 6-2; Wt.: 185; Bats: Left; Throws: Right

Born: 3-9-79 in Portsmouth, Va.

Resides: Bayonne, N.J.

Opening Day Age: 25

Signed By: Sean Rooney

Acquired: Selected in 22nd round of 2001 June Free Agent Draft

Career Notes: Graduated Bayonne (N.J.) High, 1997...received Bachelor of Science Degree in Communications from St. John's (N.Y.) University, 2001...holds the single-season (16) and career home run (35) records at St. John's...drove in the 2nd-most runs (77) for Burlington in 2002...batted .272 with 11 home runs and a team-best 79 RBI for the Blue Rocks in 2003...tied for the 4th-best slugging percentage in the Carolina League (.386)...collected a home run in each of the 2 games in the Carolina League Northern Division Championship Series.

YEAR CLUB	AVG	G	AB	R	H	2B	3B	HR	RBI	SH	SF	HP	BB	SO	SB	CS	E
2001 Spokane	.253	64	198	28	50	8	0	2	26	2	4	0	32	57	2	0	4
2002 Burlington	.294	125	463	58	136	33	3	6	77	5	6	2	67	91	0	4	4
2003 Wilmington	.272	135	471	69	128	28	0	11	79	0	7	8	84	99	4	2	11
Minor League Totals	.277	324	1132	155	314	69	3	19	182	7	17	10	183	247	6	6	19

Irving Falu, 2B

Ht.: 6-0; Wt.: 175; Bats: Switch; Throws: Right

Born: 6-6-83 in Hato Rey, PR

Resides: Carolina, PR

Opening Day Age: 20

Signed By: Phil Huttman

Acquired: Selected in 21st round of 2003 June Free Agent Draft

Career Notes: Graduated Angel P. Millan (Puerto Rico) High, 2001...selected by the San Diego Padres in the 32nd round of the 2001 June Free Agent Draft, but did not sign...graduated Indian Hills (Centerville, Iowa) Community College, 2003...batted .374 with 7 homers and 38 RBI in 2003 en route to leading Indian Hills to the JUCO World Series...cousin of former Royal Luis Alica...his brother, Melvin, is an infielder in the Cardinals organization.

YEAR CLUB	AVG	G	AB	R	H	2B	3B	HR	RBI	SH	SF	HP	BB	SO	SB	CS	E
2003 Arizona (Rookie Adv.)	.259	36	139	26	36	6	2	1	11	4	0	5	24	22	8	6	5

Darren Jeffrey Fenster, INF

Ht.: 5-9; Wt.: 175; Bats: Right; Throws: Right

Born: 9-11-78 in Edison, N.J.

Resides: Middletown, N.J.

Opening Day Age: 25

Signed By: Keith Hughes

Acquired: Selected in 12th round of 2000 June Free Agent

Career Notes: Graduated Middletown South (N.J.) High, 1996...received a Bachelor of Arts Degree in Communications from Rutgers University, 2000...was a member of 2 Big East Championship teams at Rutgers...also named Big East Player of the Year in 2000 and was 1st team All-American for the Scarlet Knights...put together a solid season for Burlington in 2001, batting a career-best .287 with 47 runs and 45 RBI in 97 games...was limited to 74 games for Wilmington in 2002 after suffering a broken right finger in June...played the majority of the 2003 season with Wilmington but also saw action in 5 games for Wichita, his 1st at the Double A level.

YEAR CLUB	AVG	G	AB	R	H	2B	3B	HR	RBI	SH	SF	HP	BB	SO	SB	CS	E
2000 Spokane	.236	60	182	30	43	5	1	1	23	4	3	1	32	34	4	2	11
2001 Burlington	.287	97	356	47	102	19	0	2	45	5	5	6	33	63	1	3	11
2002 Wilmington	.245	74	245	25	60	5	0	1	28	8	5	3	33	32	1	3	13
2003 Wilmington	.237	88	312	39	74	10	0	0	33	3	2	4	51	40	0	2	10
Wichita	.133	5	15	2	2	1	0	0	2	1	0	0	1	3	0	0	0
Minor League Totals	.262	324	1110	143	281	40	1	4	131	21	15	14	150	172	6	10	45

Ian MacKenzie Ferguson, RHP

Ht.: 6-4; Wt.: 220; Bats: Right; Throws: Right

Born: 8-23-79 in Stockton, Calif.

Resides: Bellingham, Wash.

Opening Day Age: 24

Signed By: Craig Struss

Acquired: Selected in the 21st round of the 2000 June Free Agent Draft

Career Notes: Graduated Sehome (Bellingham, Wash.) High, 1997...attended Regis (Denver, Colo.) University...led the Northwest League with 15 starts for Spokane in 2000...went 13-5 in 2001, posting a 3-2 record with a 5.28 ERA for Burlington before being promoted to Wilmington and finishing with a 10-3 mark with a 3.83 ERA for the Blue Rocks...was named Royals Minor League Player of the Year for 2002 after posting a combined 18-3 record between Wilmington (12-1) and Wichita (6-2)...led the organization in wins and strikeouts (141), while ranking 2nd in ERA (2.48)...also ranked 2nd among all Royals Minor Leaguers with 185.1 innings pitched...named Carolina League Pitcher of the Week for June 6-12 and was named to the league's all-star team before being promoted to Wichita...started the All-Star Game and allowed 1 run in 1.0 inning...began the 2003 season with Omaha before joining the Wranglers...made 10 appearances out of Wichita's bullpen, the 1st relief appearances of his career, and went 2-0 with a 5.30 ERA...was placed on the Disabled List on 7-30-03 with a right quad strain and missed the remainder of the season.



YEAR CLUB	W-L	ERA	G	GS	CG	SHO	SV	IP	H	R	ER	HR	HB	BB	SO	WP	BK
2000 Spokane	5-6	3.28	15	15	0	0	0	71.1	76	38	26	6	4	16	66	9	1
2001 Burlington	3-2	5.28	10	10	0	0	0	58.0	62	39	34	9	4	10	30	2	1
Wilmington	10-3	3.83	18	18	0	0	0	96.1	85	47	41	5	11	27	72	5	0
2002 Wilmington	12-1	2.39	17	17	0	0	0	109.1	100	36	29	2	2	20	81	3	0
Wichita	6-2	2.61	11	11	2	0	0	76.0	60	24	22	7	3	17	60	4	0
2003 Omaha	0-2	6.39	3	3	0	0	0	12.2	14	9	9	1	1	13	5	0	0
Wichita	2-1	7.52	13	3	0	0	0	26.1	37	23	22	2	2	17	15	3	0
Arizona (Rookie Adv.)	3-1	2.70	5	5	0	0	0	23.1	16	9	7	2	2	6	26	2	0
Minor League Totals	41-18	3.61	92	82	2	0	0	473.1	450	225	190	34	29	126	355	28	2

Matthew Lee (Matt) Ferrara, 3B

Ht.: 6-0; Wt.: 195; Bats: Right; Throws: Right

Born: 9-27-82 in Hollywood, Fla.

Resides: Plantation, Fla.

Opening Day Age: 21

Signed By: Albert Gonzalez

Acquired: Selected in 3rd round of 2001 June Free Agent Draft

Career Notes: Graduated Westminster Academy (Ft. Lauderdale, Fla.), 2001...hit .455 as a senior (46-for-101) with 37 runs scored, 7 home runs, 38 RBI and 21 stolen bases...was a first-team Class 3A all-state selection and was named to the *South Florida Sun Sentinel's* Broward baseball 1A-2A-3A first team in 2001...turned down a scholarship to play baseball at the University of Miami to sign with the Royals.

YEAR CLUB	AVG	G	AB	R	H	2B	3B	HR	RBI	SH	SF	HP	BB	SO	SB	CS	E
2002 Gulf Coast	.186	45	140	15	26	5	0	3	14	0	2	0	23	44	2	0	8
Spokane	.048	6	21	2	1	1	0	0	2	0	0	0	2	7	0	0	6
2003 Arizona (Rookie Adv.)	.217	40	143	15	31	7	2	3	23	2	1	4	13	52	3	2	9
Minor League Totals	.168	91	304	32	58	13	2	6	39	2	3	4	38	103	5	2	23

Anibal Alexis Figueroa, 1B

Ht.: 6-1; Wt.: 175; Bats: Right; Throws: Right

Born: 1-21-82 in Barahona, DR

Resides: Barahona, DR

Opening Day Age: 22

Signed By: Luis Silverio and Andres Lopez

Acquired: Signed as a non-drafted free agent, 9-16-99

Career Notes: Attended Escuela Eleonor Felix (DR) High.

YEAR CLUB	AVG	G	AB	R	H	2B	3B	HR	RBI	SH	SF	HP	BB	SO	SB	CS	E
2000 Salcedo	.280	55	211	24	59	7	3	1	16	3	2	3	13	59	9	5	-
2001 Gulf Coast	.227	51	176	18	40	7	2	2	18	2	0	3	18	47	8	2	6
2002 Burlington	.221	68	258	22	57	11	2	3	24	3	1	5	10	77	2	1	8
Gulf Coast	.309	14	55	10	17	2	0	0	3	0	0	0	3	9	0	0	5
2003 Arizona (Rookie Adv.)	.284	25	102	18	29	4	1	3	18	0	0	1	7	15	3	1	3
Minor League Totals	.252	213	802	92	202	31	8	9	79	8	3	12	51	207	22	9	22

Eddy Francisco Florimon, 3B

Ht.: 5-11; Wt.: 180; Bats: Right; Throws: Right

Born: 1-7-85 in Guaymate, DR

Resides: La Romana, DR

Opening Day Age: 18

Signed By: Pedro Silverio

Acquired: Signed as non-drafted free agent, 4-30-02

Career Notes: Attended Hicayagua High School (DR).

YEAR CLUB	AVG	G	AB	R	H	2B	3B	HR	RBI	SH	SF	HP	BB	SO	SB	CS	E
2002 Salcedo	.163	43	92	12	15	2	0	0	2	0	0	2	10	34	1	1	8
2003 Salcedo	.229	38	96	11	22	5	0	0	4	1	0	4	12	32	4	5	7
Minor League Totals	.197	81	188	23	37	7	0	0	6	1	0	6	22	66	5	6	15



Timothy Joseph (Tim) Frend, OF

Ht.: 6-2; Wt.: 195; Bats: Right; Throws: Right
Resides: Charlotte, N.C.

Born: 5-20-80 in Royal Oak, Mich.
Opening Day Age: 23

Signed By: Spencer Graham

Acquired: Selected in 24th round of 2002 June Free Agent Draft

Career Notes: Graduated Falmouth (Maine) High...graduated Davidson College, 2002 with a degree in Economics...earned all-state honors as a high school senior and led the team to the state championship as a sophomore and senior...was a 3-time All-Southern Conference selection for Davidson and was named as an Academic All-American in 2002...led the Wildcats in 11 offensive categories as a senior and finished his collegiate career as the school's all-time leader in games (204), at bats (787), hits (272), doubles (55), total bases (439) and extra-base hits (94)...also ranked 2nd in career saves and strikeouts per 9 innings while posting a 4.15 ERA...tied for the club lead with 11 home runs for Burlington in 2003, while finishing 2nd in slugging percentage (.402).

YEAR CLUB	AVG	G	AB	R	H	2B	3B	HR	RBI	SH	SF	HP	BB	SO	SB	CS	E
2002 Spokane	.326	65	242	36	79	19	2	2	34	1	4	5	33	34	5	3	3
2003 Burlington	.267	120	453	57	121	22	3	11	55	4	4	4	39	75	8	5	4
Minor League Totals	.288	185	695	93	200	41	5	13	89	5	8	9	72	109	13	8	7

Michael Edward (Mike) Gaffney, SS

Ht.: 6-1; Wt.: 185; Bats: Right; Throws: Right
Resides: Westbury, N.Y.

Born: 11-11-81 in Mineola, N.Y.
Opening Day Age: 22

Signed By: Steve Connelly

Acquired: Selected in 13th round of 2003 June Free Agent Draft

Career Notes: Graduated Kellenberg (Uniondale, N.Y.) High, 1999...attended New York Institute of Technology in Old Westbury, N.Y...in 2002, he was selected 1st team All-Northeast, All-Eastern College Athletic Conference and New York Tech's Most Outstanding Player...named New York Tech's Male Student Athlete of the Year for 2003...his father, Bill, was a shortstop in the Seattle Mariners organization from 1979-81...his cousin, Jon Palmieri, played 1st base in the Anaheim Angels system from 1998-2000.

YEAR CLUB	AVG	G	AB	R	H	2B	3B	HR	RBI	SH	SF	HP	BB	SO	SB	CS	E
2003 Arizona (Rookie Adv.)	.275	39	149	15	41	6	1	0	25	0	0	1	21	17	4	2	11

Eliszer Jesus Garcia, LHP

Ht.: 6-1; Wt.: 150; Bats: Left; Throws: Left
Resides: Edo Bolivar, Venezuela

Born: 6-7-84 in Edo Bolivar, Venezuela
Opening Day Age: 19

Signed By: Juan Indriago

Acquired: Signed as non-drafted free agent, 2-12-02

Career Notes: Posted a 2.31 ERA in 19 games (1 start) for Salcedo in 2003...led the club with 4 saves.

YEAR CLUB	W-L	ERA	G	GS	CG	SHO	SV	IP	H	R	ER	HR	HB	BB	SO	WP	BK
2002 Salcedo	1-2	3.34	16	0	0	0	1	29.2	24	13	11	2	2	11	22	1	0
2003 Salcedo	1-2	2.31	19	1	0	0	4	35.0	19	14	9	0	1	13	31	3	1
Minor League Totals	2-4	2.78	35	1	0	0	5	64.2	43	27	20	2	3	24	53	4	1

Justin Michael Gemoll, 3B

Ht.: 6-2; Wt.: 205; Bats: Right; Throw: Right
Resides: San Jose, Calif.

Born: 11-19-77 in South Lake Tahoe, Calif.
Opening Day Age: 26

Signed By: Frank Baez

Acquired: Selected in 14th round of 2000 June Free Agent Draft

Career Notes: Graduated Bellarmine (Calif.) High, 1996...attended University of Southern California majoring in Economics...played in 2000 College World Series with the Trojans...led Burlington in games (128), at bats (482) and multi-hit games (36) in 2001...named the Midwest League Player of the Week, April 30-May 6...finished 4th in the Carolina League with a .310 average for Wilmington in 2002...his batting average ranked 3rd among Royals Minor Leaguers and 5th among all Minor League 3rd basemen...was named to the league's postseason all-star team...limited to 93 games in 2002 due to a broken left wrist...spent the 2003 campaign with Wichita and was named to the Texas League's midseason all-star team...started and ended the season strong, hitting .282 in April and .338 in August...it marked his 2 highest monthly marks of the season.

YEAR CLUB	AVG	G	AB	R	H	2B	3B	HR	RBI	SH	SF	HP	BB	SO	SB	CS	E
2000 Spokane	.314	9	35	8	11	2	0	1	5	0	0	3	4	10	0	0	3
2001 Burlington	.272	128	482	78	131	27	3	10	70	3	4	13	50	90	5	1	27
2002 Wilmington	.310	93	335	56	104	20	2	1	49	4	2	8	40	55	0	3	16
2003 Wichita	.275	117	382	52	105	19	0	1	34	8	2	6	46	58	15	5	13
Minor League Totals	.289	347	1234	194	351	66	5	13	158	15	8	30	140	213	20	9	59

Luis Enrique González, C

Ht.: 6-1; **Wt.:** 205; **Bats:** Right; **Throws:** Right
Resides: Portuaria Guanta, Venezuela
Signed By: Jose Guarache

Born: 11-8-82 in Puerto La Cruz, Venezuela
Opening Day Age: 21

Acquired: Signed as a non-drafted free agent, 7-16-99

Career Notes: Attended Manuel Reyes Bravo (Venezuela) High...batted .171 for Burlington in 2003 in his 1st season at the Single A level...threw out 22 of 72 (.306) runners trying to steal.

YEAR CLUB	AVG	G	AB	R	H	2B	3B	HR	RBI	SH	SF	HP	BB	SO	SB	CS	E
2000 Salcedo	.221	47	149	15	33	5	1	1	16	2	0	8	9	39	3	3	-
2001 Salcedo	.194	55	160	22	31	6	1	3	21	-	-	-	16	23	4	5	18
2002 Gulf Coast	.259	37	116	11	30	6	0	2	17	1	0	6	4	22	1	0	3
2003 Burlington	.171	64	210	15	36	3	0	3	15	1	2	11	12	58	0	1	6
Minor League Totals	.221	203	635	63	130	20	2	9	69	4	2	25	41	142	8	9	27

Christopher Martin (Chris) Goodman, RHP

Ht.: 6-0; **Wt.:** 180; **Bats:** Right; **Throws:** Right
Resides: Marietta, Ga.
Signed By: Jon Weil

Born: 8-30-81 in Augusta, Ga.
Opening Day Age: 22

Acquired: Selected in 5th round of 2003 June Free Agent Draft

Career Notes: Graduated Lassiter (Marietta, Ga.) High, 1999...was the starting shortstop for Lassiter's 1999 high school national championship team...batted .287 with 6 homers and 30 RBI to help lead the Trojans to a 35-2 record...also the starting shortstop in 1998 for the East Cobb Astros, which won the AAU World Series...attended North Carolina State where he played 40 games as a freshman in 2000...sat out the 2001 season after transferring to Georgia Tech and converted from shortstop to pitcher prior to the 2002 season...went 8-2 with a 4.41 ERA in 21 games (13 starts) in 2002 and was named to the NCAA Atlantic Regional all-tournament team as Georgia Tech advanced to the College World Series...led the Yellow Jackets with 9 wins and a 3.84 ERA in 86.2 innings as a senior...originally selected in the 16th round of the 2002 draft by the Florida Marlins, but did not sign...went 3-1 with a 4.09 ERA in 11 games, including 7 starts, for the Royals rookie club in the Arizona League in 2003.

YEAR CLUB	W-L	ERA	G	GS	CG	SHO	SV	IP	H	R	ER	HR	HB	BB	SO	WP	BK
2003 Arizona (Rookie)	3-1	4.09	11	7	0	0	0	44.0	48	24	20	2	2	11	42	2	0

John Elvin Gragg III, LHP

Ht.: 5-10; **Wt.:** 185; **Bats:** Left; **Throws:** Left
Resides: Beaumont, Texas
Signed By: Cliff Pastornicky

Born: 5-9-81 in Prince George's County, Md.
Opening Day Age: 22

Acquired: Selected in 9th round of 2003 June Free Agent Draft

Career Notes: Graduated Eisenhower (Lawton, Okla.) High, 1999...attended Arkansas-Little Rock and Bethune Cookman (Daytona Beach, Fla.) College...was an all-state selection as a high school senior...also lettered in football...selected as Mid-Eastern Athletic Conference Baseball Player of the Year and 2nd team All-American in 2003...also named MVP of the conference tournament...led Bethune-Cookman with a 9-4 record in 15 games (13 starts) and 3.26 ERA, the 3rd-best mark in the MEAC...also ranked 2nd in the league with 73 strikeouts...led the MEAC in batting (.424), hits (75) and RBI (49) while playing in the outfield...named 2003 Pitcher of the Year for the club's Rookie Advanced club in the Arizona League after going 3-2 and ranking 5th in the league with a 3.45 ERA in his 1st pro season...was named Arizona League Player of the Week for Aug. 4-10 and was selected to the league's all-star team following the season.

YEAR CLUB	W-L	ERA	G	GS	CG	SHO	SV	IP	H	R	ER	HR	HB	BB	SO	WP	BK
2003 Arizona (Rookie Adv.)	3-2	3.45	13	13	0	0	0	60.0	63	27	23	4	2	10	55	3	0

Bryan Patrick Graham, OF

Ht.: 6-1; **Wt.:** 185; **Bats:** Left; **Throws:** Left
Resides: Medford, N.J.
Signed By: Sean Rooney

Born: 6-8-81 in Marlton, N.J.
Opening Day Age: 22

Acquired: Selected in 16th round of 2003 June Free Agent Draft

Career Notes: Graduated from Lenape Regional (Medford, N.J.) High, 1999...graduated William Patterson (Wayne, N.J.) University, 2003...was named New Jersey Athletic Conference Rookie of the Year as a freshman...named 1st team All-New Jersey Collegiate Baseball Association and 2nd team All-NJAC as a junior...was named Eastern College Athletic Conference Division III Metro Region Player of the Year, NJAC Player of the Year and NJCBA Player of the Year for Division II/III as a senior...also named to the 1st team of the American Baseball Coaches Association's All-Mid Atlantic Region All-Star Team...batted .445 as a senior with 3 homers and 36 RBI...named Player of the Year for the Royals Rookie Advanced club in the Arizona League after hitting .363 clip in 38 games...also honored as the Arizona League Player of the Week for July 7-13...promoted to Class A Burlington on Aug. 6 and hit safely in 13 of the 15 games for the Bees.

YEAR CLUB	AVG	G	AB	R	H	2B	3B	HR	RBI	SH	SF	HP	BB	SO	SB	CS	E
2003 Arizona (Rookie Adv.)	.363	38	113	19	41	11	2	4	28	0	0	1	13	17	0	0	3
Burlington	.233	15	60	7	14	2	0	0	3	0	0	0	4	11	0	0	2
Minor League Totals	.318	53	173	26	55	13	2	4	31	0	0	1	17	28	0	0	5

Robert Francis Grana, C

Ht.: 6-3; **Wt.:** 200; **Bats:** Right; **Throws:** Right
Resides: Las Vegas, Nev.
Signed By: Mike Brown

Born: 8-4-83 in Las Vegas, Nev.
Opening Day Age: 20

Acquired: Selected in 28th round of 2002 June Free Agent Draft

Career Notes: Graduated Cimarron Memorial (Las Vegas, Nev.) High, 2001...attended the Community College of Southern Nevada...graduated from Dixie State College of Utah (St. George, Utah), 2003...was selected out of high school by the Toronto Blue Jays in the 31st round of the 2001 June Free Agent Draft, but did not sign...his uncle, Tony Grana, played in the Cincinnati Reds organization in the mid-1970s.

YEAR CLUB	AVG	G	AB	R	H	2B	3B	HR	RBI	SH	SF	HP	BB	SO	SB	CS	E
2003 Arizona (Rookie)	.333	6	21	3	7	1	1	0	3	0	0	1	3	8	2	0	0

Jhonny Jose Granadino, OF

Ht.: 6-0; **Wt.:** 160; **Bats:** Left; **Throws:** Left
Resides: Puerto La Cruz, Venezuela
Signed By: Juan Carlos Indriago

Born: 9-18-84 in Puerto La Cruz, Venezuela
Opening Day Age: 19

Acquired: Signed as a non-drafted free agent, 4-15-02

Career Notes: Attended Aleava de Never School in Venezuela...played only 26 games for Salcedo in 2003 before breaking his right leg in an outfield collision.

YEAR CLUB	AVG	G	AB	R	H	2B	3B	HR	RBI	SH	SF	HP	BB	SO	SB	CS	E
2002 Salcedo	.231	99	182	25	42	4	1	0	14	3	0	5	21	29	17	7	4
2003 Salcedo	.282	26	103	12	29	6	0	1	12	0	0	2	10	14	5	4	2
Minor League Totals	.249	85	285	37	71	10	1	1	26	3	0	7	31	43	22	11	6

Jonathan (Colt) Griffin, RHP

Ht.: 6-4; **Wt.:** 200; **Bats:** Right; **Throws:** Right
Resides: Marshall, Texas
Signed By: Gerald Turner

Born: 9-29-82 in Longview, Texas
Opening Day Age: 21

Acquired: Selected in 1st round (9th overall) of 2001 June Free Agent Draft

Career Notes: Graduated Marshall (Texas) High, 2001...was 8-2 with 1 save, 9 complete games and a 1.40 ERA in 13 games (10 starts) during his senior season (65.0 IP, 22 H, 18 R, 13 ER, 0 HR, 39 BB, 113 SO)...limited opposing batters to a .100 average...spent his junior campaign as a 1st baseman and outfielder...rated by *Baseball America* as the No. 1 player in Texas with the best fastball among all high school pitchers...had scholarship offers to Grayson (Texas) Community College and Louisiana Tech University...tied for the most wild pitches among all Minor Leaguers (29) and tied for 9th in the Minors in most walks (87) in 2002...spent the majority of the 2003 season with Burlington, going 9-11 with a 3.91 ERA in 27 games...led the entire Minor League system with 97 walks, while leading the Midwest League with 23 wild pitches and tying for the league lead with 15 hit batsmen...was 2-7 with a 4.15 ERA in his 1st 13 starts, but improved to 7-4 with a 3.70 ERA in 14 starts in the 2nd half...combined with Nate Hoelscher on a 1-hit shutout at Battle Creek on 7-9-03 (7.0 IP, 1 H, 6 BB, 1 SO)...tied for the Burlington lead in wins and innings, while ranking 2nd in strikeouts...promoted to Wilmington on 8-29-03...named as the club's 4th-best prospect by *Baseball America* prior to the 2004 season and was selected as one of the Royals top prospects by *USA Today Sports Weekly*.

YEAR CLUB	W-L	ERA	G	GS	CG	SHO	SV	IP	H	R	ER	HR	HB	BB	SO	WP	BK
2001 Spokane	0-1	27.00	3	2	0	0	0	2.1	4	7	7	0	0	7	0	2	1
2002 Burlington	6-6	5.36	19	19	0	0	0	90.2	75	60	54	1	15	82	66	27	1
Wilmington	0-1	3.86	3	0	0	0	0	4.2	3	2	2	0	1	5	3	2	0
2003 Burlington	9-11	3.91	27	27	0	0	0	149.2	127	80	65	7	*15	97	107	*23	1
Wilmington	1-0	0.00	1	1	0	0	0	6.0	3	1	0	0	0	5	0	0	0
Minor League Totals	16-19	5.81	53	49	0	0	0	253.1	212	150	128	8	31	191	181	54	3

Timothy (Brett) Groves, SS

Ht.: 6-0; Wt.: 180; Bats: Right; Throws: Right
Resides: Tampa, Fla.

Signed By: Cliff Pastornicky

Acquired: Signed as a non-drafted free agent, 1-31-02

Career Notes: Graduated Tampa Bay (Fla.) Tech, 1997...attended Florida State University...earned all-America honors from *USA Today*, *Baseball America* and TPX Louisville in high school and was named 1997 5A Florida Player of the Year...earned Collegiate Baseball/TPX Freshmen All-American honorable mention at FSU...was a member of the Seminoles team that advanced to the College World Series in 2000...drafted by the Atlanta Braves in 1997 and the Minnesota Twins in 2000 but did not sign...also played in the Cape Cod League...batted .254 for Burlington in 2002, his 1st professional season, and recorded the 4th-most errors of all Minor League shortstops with 40...batted .256 in 66 games for Wilmington in 2003...started 20 games at shortstop, 15 at 3rd base and 8 at 2nd base.

YEAR CLUB	AVG	G	AB	R	H	2B	3B	HR	RBI	SH	SF	HP	BB	SO	SB	CS	E
2002 Burlington	.254	112	413	64	105	22	0	1	38	8	1	7	62	86	15	18	40
2003 Wilmington	.256	66	180	28	46	7	1	1	14	2	1	5	26	41	1	2	12
Minor League Totals	.255	178	593	92	151	29	1	2	52	10	2	12	88	127	16	20	52

Jonathan Niscliry Guzman, RHP

Ht.: 6-1; Wt.: 170; Bats: Right; Throws: Right
Resides: Los Almagigo, Santiago Rodrigues, DR

Signed By: Eddie Toledo (Mets)

Acquired: Obtained from New York Mets in exchange for shortstop Shane Halter, 3-22-99

Career Notes: Originally signed as a non-drafted free agent by the New York Mets on 6-23-98...tied for 1st in the Midwest League in triples in 2001...led Burlington in stolen bases and tied for the Bees lead with 10 outfield assists...led the Bees in home runs (10), strikeouts (159) and outfield assists (11), while finishing 2nd in stolen bases (17) in 2002...set Burlington career marks for games (244), at bats (834) and strikeouts (314) over the 2001-02 campaigns...converted from an outfielder to a pitcher prior to the 2003 season...made 10 relief appearances for the Royals rookie club in the Arizona League, going 1-2 with 1 save and a 5.09 ERA.

YEAR CLUB	AVG	G	AB	R	H	2B	3B	HR	RBI	SH	SF	HP	BB	SO	SB	CS	E
1998 Estadio Mets	.251	67	227	50	57	0	5	7	38	3	1	5	33	73	32	10	-
1999 Gulf Coast	.241	43	141	23	34	4	1	2	14	2	2	1	21	46	11	2	1
2000 Salcedo	.315	67	251	89	79	12	4	5	30	1	2	5	38	70	45	16	-
2001 Burlington	.236	121	411	58	97	12	+12	13	46	5	2	4	36	155	34	11	7
2002 Burlington	.220	123	423	56	93	18	5	10	57	6	3	8	55	159	17	7	15
Minor League Totals	.248	421	1453	276	360	46	27	37	185	17	10	23	183	503	56	28	23

YEAR CLUB	W-L	ERA	G	GS	CG	SHO	SV	IP	H	R	ER	HR	HB	BB	SO	WP	BK
2003 Arizona (Rookie)	1-2	5.09	10	0	0	0	1	172	22	11	10	2	0	4	9	0	0

Jed Ramon Hansen, INF

Ht.: 6-1; Wt.: 190; Bats: Right; Throws: Right
Resides: Olympia, Wash.

Signed By: Dave Herrera

Acquired: Signed as Minor League free agent, 1-15-04

Career Notes: Graduated from Capital (Olympia, Wash.) High, 1991...played basketball and golf...was an all-state selection in baseball after hitting .463 as a senior...attended Stanford University where he posted a collegiate career batting average of .293 in 169 games...was a recipient of the Presidential Academic/Fitness award and named a Stanford Scholar Athlete...named all-Pac 10 as a junior...selected by the Cleveland Indians in the 21st round of the 1991 draft but did not sign...selected by the Royals in the 2nd round of the 1994 June Free Agent Draft...spent his 1st professional season with Eugene and led the Northwest League's 2nd basemen in fielding percentage (.979), total chances (337), putouts (141) and assists (189)...led Springfield in on-base percentage (.384), stolen bases, walks and runs scored in 1995...tied for 2nd among all Royals Minor Leaguers with 44 stolen bases...selected to play in the 1996 Texas League All-Star Game and was chosen for the A.L. roster in the Double A All-Star Game...named the 7th-best prospect by *Baseball America* following the 1996 season...reached the Major League level for the 1st time in his career in 1997, batting .309 in 34 games for the Royals...made his big league debut on 7-29-97 vs. the Minnesota Twins as a pinch runner...stroked a single in his 1st start on 8-14-97 at Yankee Stadium off David Wells...belted his 1st career home run, a 2-run shot off Toronto's Luis Andujar, on 8-23-97...made the Royals 1998 Opening Day roster...was optioned to Omaha in April and spent the remainder of the season with the Triple A club...finished 4th in the league with 7 triples for Omaha...claimed off waivers by San Diego, 10-6-99...began the 2000 season with Las Vegas before being released by the San Diego Padres, 5-15-00...signed by the New York Mets, 5-23-00...batted a

Born: 10-1-78 in Tampa, Fla.

Opening Day Age: 25

Born: 8-28-78 in Santiago Rodrigues, DR

Opening Day Age: 25

Born: 8-19-72 in Tacoma, Wash.

Opening Day Age: 31



combined .156 for Norfolk and Louisville before being released by the Mets, 8-5-00...signed by the Royals, 2-5-01...made 3 stops in the Royals Minor League system in 2001, combining for a .281 average in 114 games...spent the entire 2002 season with Omaha...signed by the Milwaukee Brewers, 11-25-02...released by Milwaukee, 4-10-03, after appearing in 3 games for Indianapolis...signed by the St. Louis Cardinals, 4-19-03...released by St. Louis, 5-2-03, after appearing in 10 games for Memphis...signed by the Royals, 5-6-03...hit .252 in 93 games for the Triple A club...granted free agency following the 2003 season.

YEAR CLUB	AVG	G	AB	R	H	2B	3B	HR	RBI	SH	SF	HP	BB	SO	SB	CS	E
1994 Eugene	.243	66	235	26	57	8	2	3	17	2	1	8	24	56	6	4	7
1995 Springfield	.258	122	414	86	107	27	7	9	50	6	1	7	78	73	44	10	22
1996 Wichita	.286	99	405	60	116	27	4	12	50	4	2	4	29	72	14	8	10
Omaha	.232	29	99	14	23	4	0	3	9	1	1	3	12	22	2	0	7
1997 Omaha	.268	114	380	43	102	20	2	11	44	5	2	2	32	78	8	1	23
KANSAS CITY	.309	34	94	11	29	6	1	1	14	2	1	1	13	29	3	2	1
1998 KANSAS CITY	.000	4	3	0	0	0	0	0	0	0	0	0	0	3	0	0	0
Omaha	.278	127	417	63	116	19	7	16	56	4	7	4	44	125	17	9	28
1999 Omaha	.274	54	175	35	48	8	5	7	22	3	0	3	32	72	8	3	8
KANSAS CITY	.203	49	79	16	16	1	0	3	5	4	1	0	10	32	0	1	1
2000 Las Vegas	.208	14	24	3	5	1	0	2	5	1	0	0	5	11	1	0	0
Norfolk	.146	39	96	13	14	2	0	4	9	3	1	1	18	31	2	4	2
Louisville	.176	16	51	7	9	1	0	1	2	1	0	0	4	15	1	1	2
2001 Wilmington	.328	17	64	8	21	3	1	5	20	1	1	0	10	18	2	2	4
Wichita	.368	17	57	17	21	8	0	3	6	1	0	1	9	10	5	2	0
Omaha	.253	80	288	37	73	14	1	10	22	5	3	3	34	86	10	6	5
2002 Omaha	.263	102	339	63	89	18	3	15	49	3	4	3	53	85	17	5	16
2003 Indianapolis	.000	3	5	0	0	0	0	0	0	0	0	0	0	1	0	0	0
Memphis	.182	10	22	4	4	0	0	1	1	1	0	0	10	7	1	1	1
Omaha	.252	93	337	50	85	25	2	10	44	1	2	5	47	81	8	7	11
Minor League Totals	.261	1002	3408	529	890	185	34	112	406	42	25	44	441	843	146	63	146
Major League Totals	.256	87	176	27	45	7	1	4	19	6	2	1	23	64	3	3	2

Corey David Hart, INF

Ht.: 6-0; **Wt.:** 190; **Bats:** Switch; **Throws:** Right **Born:** 9-5-75 in Oklahoma City, Okla.

Resides: Oklahoma City, Okla. **Opening Day Age:** 28

Signed By: Gerald Turner

Acquired: Selected in 23rd round of 1998 June Free Agent Draft

Career Notes: Graduated Westmoore (Oklahoma City, Okla.) High, 1994...graduated Connors State (Okla.) Community College, 1996...attended University of Oklahoma...was 3rd in the Northwest League in walks (50) and 4th in on-base percentage (.431) in 1998...set a Wilmington record with a 19-game hitting streak to close out the 2001 season...played in 11 games for Omaha in 2002 before finishing the season with Wichita...appeared at 1st base (19 games), 2nd base (9), 3rd base (25) and in the outfield (2) for the Wranglers...batted .275 in a career-high 93 games for Wichita in 2003...also set career highs in hits (92) and RBI (47)...played at shortstop (36 games), 1st base (20), 3rd base (18), 2nd base (6) and outfield (1)...also pitched 1.0 inning of relief for the Wranglers...was named to the Texas League's midseason all-star game after starting the season on a tear...hit .429 in 13 games in April.

YEAR CLUB	AVG	G	AB	R	H	2B	3B	HR	RBI	SH	SF	HP	BB	SO	SB	CS	E
1998 Spokane	.242	58	157	25	38	6	0	3	21	2	0	2	50	38	8	4	10
1999 Charleston	.190	92	295	43	56	16	3	0	39	4	5	3	58	62	13	7	21
2000 Wilmington	.218	88	243	45	53	6	2	1	22	6	1	2	64	62	6	6	14
2001 Wichita	.220	17	41	8	9	2	0	0	1	1	0	0	10	5	0	1	4
Wilmington	.287	75	262	53	81	14	0	4	26	4	1	3	55	62	1	6	18
2002 Omaha	.100	11	30	1	3	0	0	0	3	1	0	0	6	4	1	0	1
Wichita	.238	79	252	32	60	13	2	1	33	1	4	0	41	49	4	5	11
2003 Wichita	.275	93	334	40	92	9	0	4	47	3	3	2	49	69	12	4	16
Minor League Totals	.240	513	1634	247	392	66	7	13	192	22	14	12	333	351	45	33	95

YEAR CLUB	W-L	ERA	G	GS	CG	SHO	SV	IP	H	R	ER	HR	HB	BB	SO	WP	BK
2001 Wilmington	0-0	0.00	3	0	0	0	0	3.0	0	0	0	0	0	0	0	0	0
2003 Wichita	0-0	0.00	1	0	0	0	0	1.0	0	0	0	0	0	0	0	1	0
Minor League Totals	0-0	0.00	4	0	0	0	0	4.0	0	0	0	0	0	0	0	1	0

Julio Cesar Herrera, RHP

Ht.: 6-1; **Wt.:** 140; **Bats:** Right; **Throws:** Right **Born:** 11-12-84 in Carabobo, Venezuela

Resides: Carabobo, Venezuela **Opening Day Age:** 20

Signed By: Juan Indriago and Pedro Silverio

Acquired: Signed as a non-drafted free agent, 2-19-03

YEAR CLUB	W-L	ERA	G	GS	CG	SHO	SV	IP	H	R	ER	HR	HB	BB	SO	WP	BK
2003 Salcedo	0-0	9.00	1	0	0	0	0	1.0	1	1	1	0	0	1	2	0	0



Nathan Gerard (Nate) Hoelscher, LHP

Ht.: 6-2; Wt.: 190; Bats: Left; Throws: Left

Resides: St. Joseph, Minn.

Signed By: Bob Hegman

Born: 11-11-79 in Alexandria, Minn.

Opening Day Age: 24

Acquired: Signed as a non-drafted free agent, 7-12-02

Career Notes: Graduated Alexandria Jefferson (Minn.) High, 1998...attended St. Cloud State University...lettered in baseball, basketball and football in high school...set school career passing record in football (2,343 yards), as well as the single-season assists (159) and career assists mark in basketball (317)...was named team captain at St. Cloud State as a senior and twice earned North Central Conference Player of the Week honors during his collegiate career...struggled in the 1st half of the 2003 season, going 1-3 with a 7.43 ERA in 16 appearances for Burlington...finished 1-1 with 3 saves and a 1.64 ERA in 18 games in the 2nd half...allowed just 10 runs (7 earned) in his final 37.1 innings (June 3-Sept. 1) for a 1.69 ERA...combined with Colt Griffin on a 1-hit shutout at Battle Creek on 7-9-03 (2.0 IP, 1 SO)...was promoted to Wilmington on 8-31-03 but did not appear in a game for the Blue Rocks.

YEAR CLUB	W-L	ERA	G	GS	CG	SHO	SV	IP	H	R	ER	HR	HB	BB	SO	WP	BK
2002 Gulf Coast	2-2	1.60	9	2	1	0	0	33.2	28	10	6	0	1	7	27	4	0
2003 Burlington	2-4	4.22	34	0	0	0	3	59.2	68	33	28	4	3	16	53	1	0
Minor League Totals	4-6	3.28	43	2	1	0	3	93.1	96	43	34	4	4	23	80	5	0

Norris Stephen Hopper, OF

Ht.: 5-9; Wt.: 200; Bats: Right; Throws: Right

Resides: Passaic, N.Y.

Signed By: Balos Davis

Born: 3-24-79 in Shelby, N.C.

Opening Day Age: 25

Acquired: Selected in 8th round of 1998 June Free Agent Draft

Career Notes: Graduated Shelby (N.C.) High, 1998...was 3rd in steals (22) in the Gulf Coast League in 1999...led Charleston in runs (70), games (116), at bats (454) and triples (6) in 2000...played in a team-high 125 games for Wilmington in 2002, batting .272 with a team-best 140 hits and 78 runs scored...recorded 10 3-hit games and led the team with 40 multi-hit games...batted .300 for Wichita in 2003, the highest full-season average of his career and 6th-best in the Texas League...tied a career high with a team-best 24 stolen bases, while finishing 2nd on the club with 127 hits...collected 16 sacrifice hits on the season, twice as many as any other Wrangler...finished the season strong, batting .335 in the final 2 months of the season.

YEAR CLUB	AVG	G	AB	R	H	2B	3B	HR	RBI	SH	SF	HP	BB	SO	SB	CS	E
1998 Gulf Coast	.308	40	133	19	41	2	1	0	11	2	2	0	13	12	11	2	14
1999 Gulf Coast	.257	46	179	33	46	3	2	0	13	2	4	0	19	20	22	6	4
Charleston	.500	5	22	3	11	0	2	0	2	0	0	0	0	1	1	0	2
2000 Charleston	.280	116	454	70	127	20	6	0	29	4	1	4	51	55	24	10	14
2001 Wilmington	.247	110	389	38	96	6	2	1	38	11	0	5	32	60	16	4	6
2002 Wilmington	.272	125	514	78	140	12	3	1	46	22	2	8	31	55	22	9	4
2003 Wichita	.300	115	424	56	127	14	2	0	40	16	1	4	27	58	24	10	5
Minor League Totals	.273	557	2115	297	588	57	18	2	179	57	10	21	173	261	120	41	49

Dustin Robert (Dusty) Hughes, LHP

Ht.: 5-9; Wt.: 195; Bats: Left; Throws: Left

Resides: Horn Lake, Miss.

Signed By: Mark Willoughby

Born: 6-29-83 in Tupelo, Miss.

Opening Day Age: 20

Acquired: Selected in 11th round of 2003 June Free Agent Draft

Career Notes: Graduated Horn Lake (Miss.) High...was a 4-year letterwinner in baseball while also lettering in soccer and football...ended his prep career with a 91-42 record and earned all-conference and team MVP honors as a junior and senior...went 11-3 with a 2.60 ERA and 94 strikeouts as a senior, while leading the team with a .429 batting average...was also an all-conference football selection as a punter...played collegiately at Delta State University in Cleveland, Miss...went 7-0 with 3 saves in 2001 and finished 2nd among Statesmen pitchers with a 3.49 ERA...named to the 2nd team All-Gulf South Conference in 2002 after going 2-2 with 7 saves and a 2.04 ERA...helped lead the Statesmen to the Division II World Series in both 2001 and 2002...was named to the America Baseball Coaches Association/All-South Central Region 2nd Team after going 8-1 with 1 save and a 3.33 ERA in 15 games (9 starts) for Delta State in 2003 and helping to lead the Statesmen to the Gulf South Conference title...named the 2003 Pitcher of the Year for the Arizona Royals after posting a 5-2 record and ranking 4th in the league with a 2.84 ERA in 11 games (6 starts).

YEAR CLUB	W-L	ERA	G	GS	CG	SHO	SV	IP	H	R	ER	HR	HB	BB	SO	WP	BK
2003 Arizona (Rookie)	5-2	2.84	11	6	0	0	0	50.2	38	21	16	4	0	18	54	4	1

David Cannon Jensen, 1B

Ht.: 6-3; Wt.: 210; Bats: Left; Throws: Left
 Resides: Henderson, Nev.
 Signed By: Mike Brown

Born: 12-16-79 in Payson, Utah
 Opening Day Age: 24

Acquired: Selected in 3rd round of 2002 June Free Agent Draft

Career Notes: Graduated Green Valley (Henderson, Nev.) High, 1998...attended Brigham Young University...was a member of 3 state champion baseball teams in high school and also was a 3-year letterwinner in football...named a Freshman All-American at BYU in 1999 after batting .368 with 23 doubles, 6 home runs and 35 RBI...took 2 years off to serve a mission for the Church of Jesus Christ of Latter-day Saints to Uruguay...returned to BYU and was named as an All-American in 2002, batting .411 with 29 doubles, 10 home runs and 69 RBI as a sophomore...voted as NCAA Regional MVP after batting .632 in the tournament...also named Mountain West Conference Co-Player of the Year and Verizon Academic All-District VIII...started the 2003 campaign slow, batting just .182 with 0 home runs and 6 RBI in the 1st half of the season but batted .226 with 1 homer and 15 RBI in the 2nd half...hit at a .299 clip with 8 RBI in July...was drafted in 1998 by the Cincinnati Reds and in 2001 by the Cleveland Indians but did not sign...great-grandfather Hugo Jorgensen pitched in the Minor Leagues.

YEAR CLUB	AVG	G	AB	R	H	2B	3B	HR	RBI	SH	SF	HP	BB	SO	SB	CS	E
2002 Spokane	.258	70	267	41	69	10	2	3	34	5	3	7	30	63	8	1	7
2003 Burlington	.205	105	371	32	76	10	1	1	21	1	4	3	46	90	3	2	7
Minor League Totals	.227	175	638	73	145	20	3	4	55	6	7	10	76	153	11	3	14

Manuel Jose Juan, SS

Ht.: 5-11; Wt.: 160; Bats: Switch; Throws: Right
 Resides: La Romana, DR
 Signed By: Rafael Vasquez

Born: 2-5-86 in La Romana, DR
 Opening Day Age: 18

Acquired: Signed as a non-drafted free agent, 8-22-02...committed a team-high 20 errors in 2003.

YEAR CLUB	AVG	G	AB	R	H	2B	3B	HR	RBI	SH	SF	HP	BB	SO	SB	CS	E
2003 Salcedo	.190	58	174	25	33	6	1	1	11	2	0	3	20	37	8	8	20

Micha Kilakila (Kila) Kaaihue, 1B/3B

Ht.: 6-3; Wt.: 210; Bats: Left; Throws: Right
 Resides: Kailua, Hawaii
 Signed By: Eric Tokunaga

Born: 3-29-84 in Kailua, Hawaii
 Opening Day Age: 20

Acquired: Selected in 15th round of 2002 June Free Agent Draft

Career Notes: Graduated Iolani (Honolulu, Hawaii) High, 2002...lettered in football and baseball...tied for the Burlington lead with 11 home runs in 2003, while finishing 2nd on the team with 67 walks...batted .201 with 4 home runs and 22 RBI in the 1st half of the season, but improved to .267 with 7 homers and 41 RBI in the 2nd half...batted .343 (12-for-35) during a season-high 10 game hit streak from May 10-20...father Kala Kaaihue, Jr. spent 11 years in the Minor Leagues for Pittsburgh, St. Louis, San Diego and the Chicago White Sox.

YEAR CLUB	AVG	G	AB	R	H	2B	3B	HR	RBI	SH	SF	HP	BB	SO	SB	CS	E
2002 Gulf Coast	.259	43	139	15	36	8	0	3	21	0	1	2	26	35	0	0	5
2003 Burlington	.238	114	395	53	94	21	1	11	63	6	6	8	67	87	1	3	11
Minor League Totals	.243	157	534	68	130	29	1	14	84	6	7	10	93	122	1	4	16

Jason Kellzzkahi (Kahi) Kaanoi, RHP

Ht.: 5-11; Wt.: 175; Bats: Left; Throws: Right
 Resides: Kaneohe, Hawaii
 Signed By: Dave Herrera

Born: 8-19-82 in Honolulu, Hawaii
 Opening Day Age: 21

Acquired: Selected in 7th round of 2000 June Free Agent Draft

Career Notes: Graduated Kamehameha (Honolulu, Hawaii) High, 2000...had shoulder surgery in October, 2000 performed by Dr. Lewis Yokum...was a 2002 selection to the midseason Midwest League All-Star team...was moved to the bullpen on 6-30-02 after losing his previous 4 starts...lost 8 straight decisions to finish the 2002 season...went 2-3 with a 6.06 ERA in 31 relief appearances for Burlington in 2003...picked up the win in the Bees victory over Quad City on 7-26-03 to snap a streak of 11 consecutive losing decisions dating back to the 2002 season...did not allow a run in his final 4 outings of the season (7.1 IP).

YEAR CLUB	W-L	ERA	G	GS	CG	SHO	SV	IP	H	R	ER	HR	HB	BB	SO	WP	BK
2000 Gulf Coast	2-1	0.56	4	4	0	0	0	16.0	13	2	1	0	0	2	20	2	1
Charleston	0-1	4.29	4	4	0	0	0	21.0	23	13	10	0	0	11	9	1	0
2001 Gulf Coast	2-5	5.87	14	3	0	0	1	38.1	40	29	25	3	6	8	24	2	1
Spokane	0-1	9.00	2	2	0	0	0	6.0	9	7	6	1	0	4	4	0	0
2002 Burlington	1-9	5.07	29	15	0	0	0	120.2	151	89	68	9	11	38	76	9	0
2003 Burlington	2-3	6.06	31	0	0	0	2	52.0	58	38	35	5	0	29	30	5	0
Minor League Totals	7-20	4.90	84	28	0	0	3	254.0	294	178	145	18	17	92	163	19	2



Adam Patrick Keim, 3B

Ht.: 6-0; **Wt.:** 190; **Bats:** Right; **Throws:** Right
Resides: Lebanon, Pa.
Signed By: Spencer Graham

Born: 1-5-81 in Lebanon, Pa.
Opening Day Age: 23

Acquired: Selected in 12th round of 2002 June Free Agent Draft

Career Notes: Graduated Cedar Crest (Lebanon, Pa.) High, 1999...attended Coastal Carolina University...was named to the American Legion East-West All-Star game in high school and also lettered in football...was a member of the Big South Conference champion teams in 2001 and 2002 that went to the NCAA Regionals...named BSC Tournament Most Valuable Player in 2002...played 7 games for Burlington before finishing out his 1st professional season with Spokane...was named Northwest League Player of the Week for July 1-7...began the 2003 season at Extended Spring Training due to a stress fracture in his left foot...joined Wilmington on 5-21-03 and went on to start 51 games at 3rd base for the Blue Rocks...both of his home runs came on 8-3-03 at Frederick.

YEAR CLUB	AVG	G	AB	R	H	2B	3B	HR	RBI	SH	SF	HP	BB	SO	SB	CS	E
2002 Burlington	.148	7	27	3	4	3	0	0	5	0	1	0	3	8	0	0	1
Spokane	.231	55	195	18	45	14	2	4	30	1	4	1	19	57	5	1	7
2003 Wilmington	.225	63	213	13	48	9	2	2	12	3	1	0	20	46	1	0	4
Minor League Totals	.223	125	435	34	97	26	4	6	47	4	6	1	42	111	6	1	12

William George (Billy) Keppinger III, LHP

Ht.: 6-0; **Wt.:** 180; **Bats:** Left; **Throws:** Left
Resides: Auburn, Ga.

Born: 12-15-78 in Miami, Fla.
Opening Day Age: 25

Signed By: Mark Willoughby

Acquired: Selected in 17th round of 2000 June Free Agent Draft

Career Notes: Graduated Parkview (Ga.) High, 1997...graduated Lake City (Fla.) Community College, 1999...attended Cumberland (Tenn.) University...was converted from an outfielder to a pitcher prior to the 2002 season...also pitched in college and had logged 1.2 innings pitched as a pro prior to 2002...named to the Northwest League's postseason all-star team in 2002...tied for 2nd in the league with 16 saves and 28 appearances...his 16 saves also ranked 2nd in the Royals Minor League system...joined the Bees from Spokane on 9-2-02 and pitched 1.0 scoreless inning in the regular season...allowed a solo home run in the bottom of the 12th inning for the loss in Game 2 of Burlington's playoff series at Peoria...began the 2003 season with Burlington before joining Wilmington on 5-12-03...went 6-2 with 2 saves and a 2.25 ERA in 34 relief outings for the Blue Rocks.

YEAR CLUB	W-L	ERA	G	GS	CG	SHO	SV	IP	H	R	ER	HR	HB	BB	SO	WP	BK
2000 Spokane	0-0	0.00	1	0	0	0	0	0.2	0	0	0	0	0	0	0	0	0
2001 Burlington	0-0	0.00	1	0	0	0	0	1.0	1	0	0	0	0	0	0	0	0
2002 Spokane	0-2	1.29	28	0	0	0	16	42.0	29	9	6	2	1	10	39	1	1
Burlington	0-0	0.00	1	0	0	0	0	1.0	0	0	0	0	0	0	2	0	0
2003 Burlington	0-0	0.00	3	0	0	0	0	5.0	2	0	0	0	0	1	5	0	0
Wilmington	6-2	2.25	34	0	0	0	2	52.0	41	16	13	3	0	16	34	4	0
Minor League Totals	6-4	1.21	68	0	0	0	18	101.2	73	25	19	5	1	27	80	5	1

YEAR CLUB	AVG	G	AB	R	H	2B	3B	HR	RBI	SH	SF	HP	BB	SO	SB	CS	E
2000 Spokane	.276	51	152	22	42	11	0	2	21	0	2	1	18	32	4	2	4
2001 Burlington	.244	76	279	42	68	13	1	2	26	1	5	5	43	45	9	3	5
Minor League Totals	.255	127	431	64	110	24	1	4	47	1	7	6	61	77	13	5	9

Nelson Rafael Lara, RHP

Ht.: 6-6; **Wt.:** 210; **Bats:** Right; **Throws:** Right
Resides: Santo Domingo, DR

Born: 7-11-77 in Santo Domingo, DR
Opening Day Age: 26

Signed By: Carlos de la Cruz (Marlins)

Acquired: Signed as a Minor League free agent, 1-11-04

Career Notes: Graduated Colegio San Jose (San Domingo, DR) School...signed by the Florida Marlins as a non-drafted free agent, 9-15-94...established career highs in saves (10) and games (46) for Kane County in 1999...reached the Double A level for the 1st time in his career in 2000, spending half of the season with Portland...was 1-1 with 1 save and an 8.22 ERA in 21 outings before being transferred to Brevard County...ended the season on the Disabled List...obtained by the Boston Red Sox as the player to be named from Tampa Bay in exchange for SS Aaron Holbert, 3-30-01...split the 2001 season between the Boston and the Cincinnati Reds organizations, going 1-3 with a 9.22 ERA in 33 games (1 start)...released by Boston, 7-9-01...signed by Cincinnati on 7-13-01...released by the Reds, 8-30-01...signed by the San Francisco Giants as a Minor League free agent on 9-20-01...was a non-roster invitee to the Giants 2002 Spring Training camp...combined to go 5-4 with a career-best 3.15 ERA in 22 games (13 starts) for San Jose and the Arizona Giants...released by San Francisco in March 2003...spent the 2003 season with Trois Rivieres of the Canadian Baseball League.



R O Y A L S M I D W I N T E R M I N I S T R Y R E C O R D S D A T A B A S E P A D D O W N S D E P A R T I O N S M E D I A

YEAR CLUB	W-L	ERA	G	GS	CG	SHO	SV	IP	H	R	ER	HR	HB	BB	SO	WP	BK
1995 Dominican Lg.-Marlins	0-3	8.10	5	5	0	0	0	20.0	26	24	18	2	3	17	8	2	0
Gulf Coast-Marlins	1-1	3.74	11	0	0	0	1	21.2	21	13	9	1	2	11	9	2	1
1996 Gulf Coast-Marlins	1-2	5.99	7	0	0	0	0	9.2	6	11	6	0	3	12	3	4	1
1997 Kane County	1-2	3.99	29	0	0	0	3	38.1	37	20	17	1	1	14	43	3	1
1998 Brevard County	2-5	9.42	19	4	0	0	0	28.2	27	36	30	2	7	33	32	8	0
Kane County	2-2	6.14	10	4	0	0	0	29.1	29	23	20	1	7	23	21	4	1
1999 Kane County	3-2	6.06	46	0	0	0	10	52.0	50	38	35	5	7	47	45	8	0
2000 Portland	1-1	8.22	21	0	0	0	1	30.2	35	31	28	5	7	32	38	3	2
Brevard County	0-0	9.28	7	0	0	0	0	10.2	12	11	11	0	4	10	6	2	0
2001 Sarasota	1-3	10.50	27	0	0	0	1	30.0	40	40	35	2	8	28	29	6	3
Gulf Coast-Reds	0-0	2.16	4	1	0	0	0	8.1	2	2	2	0	1	4	9	0	0
Mudville	0-0	16.88	2	0	0	0	0	2.2	4	5	5	0	1	7	0	0	0
2002 San Jose	5-4	3.29	20	13	0	0	0	82.0	64	37	30	7	3	45	72	4	3
Arizona Lg.-Giants	0-0	0.00	2	0	0	0	0	3.2	2	0	0	0	0	3	2	2	0
2003 Trois Rivières-Canada	0-4	5.13	16	3	1	0	3	40.1	46	34	23	2	7	11	43	2	1
Minor League Totals	17-29	5.93	226	30	1	0	19	408.0	401	325	269	28	61	297	360	50	13

Mario Augusto Lisson, C/1B

Ht.: 6-2; **Wt.:** 170; **Bats:** Right; **Throws:** Right
Resides: Caracas, Venezuela
Signed By: Juan Indriago

Born: 5-31-84 in Caracas, Venezuela
Opening Day Age: 19

Acquired: Signed as non-drafted free agent, 4-1-02

Career Notes: Graduated Colegio Cervante (Venezuela) High, 2001...named Salcedo Player of the Year for 2003...led the club in homers (3), RBI (28) and games played (62) and finished 2nd with a .290 average.

YEAR CLUB	AVG	G	AB	R	H	2B	3B	HR	RBI	SH	SF	HP	BB	SO	SB	CS	E
2002 Gulf Coast	.200	6	10	0	2	0	0	0	0	0	0	1	4	4	0	1	1
Salcedo	.198	30	81	12	16	2	0	0	9	2	2	1	16	22	1	2	16
2003 Salcedo	.290	62	210	26	61	11	1	3	28	1	0	10	35	36	9	7	11
Minor League Totals	.198	98	301	38	79	13	1	3	37	3	2	12	55	62	10	10	28

Eric Michael Lonquist, INF

Ht.: 6-0; **Wt.:** 185; **Bats:** Right; **Throws:** Right
Resides: Rosemount, Minn.
Signed By: Brad Vaughn

Born: 6-20-80 in Minneapolis, Minn.
Opening Day Age: 23

Acquired: Selected in 34th round of 2002 June Free Agent Draft

Career Notes: Graduated Rosemount (Minn.) High, 1998...graduated Minnesota State University-Mankato, 2002...hit .394 as a high school junior and earned all-conference and all-state honorable mention recognition...was team captain as a senior...also earned all-conference and all-state honorable mention honors in hockey and football...named team MVP as a freshman at Mankato and was a 2001 All-North Central Conference first team selection...owns school records for single-season (152 in 2000) and career fielding assists (421) and runs (134)...started the 2003 campaign slowly, managing just a .163 average in the 1st half of the season...hit at a .279 clip with 16 runs scored and 5 RBI in the 2nd half...saw action at 2nd base (19 games), outfield (10), 3rd base (5) and shortstop (1) for the Bees.

YEAR CLUB	AVG	G	AB	R	H	2B	3B	HR	RBI	SH	SF	HP	BB	SO	SB	CS	E
2002 Spokane	.203	55	202	33	41	6	1	0	14	2	0	3	33	50	11	2	10
2003 Burlington	.217	55	175	30	38	3	0	0	8	5	0	6	29	29	6	0	4
Minor League Totals	.210	110	377	63	79	9	1	0	22	7	0	9	62	79	17	2	14

Yensi De Jesus Lopez, RHP

Ht.: 6-1; **Wt.:** 160; **Bats:** Right; **Throws:** Right
Resides: Santo Domingo, DR
Signed By: Daurys Nin

Born: 3-13-86 in San Cristobal, DR
Opening Day Age: 18

Acquired: Signed as non-drafted free agent, 9-22-03

YEAR CLUB	W-L	ERA	G	GS	CG	SHO	SV	IP	H	R	ER	HR	HB	BB	SO	WP	BK
(2004 will be his first year in professional baseball)																	

Devon Eugene Lowery, RHP

Ht.: 6-1; **Wt.:** 190; **Bats:** Left; **Throws:** Right
Resides: Belmont, N.C.
Signed By: Junior Vizcaino

Born: 3-24-83 in Lincolnton, N.C.
Opening Day Age: 21

Acquired: Selected in 14th round of 2001 June Free Agent Draft

Career Notes: Graduated South Point (N.C.) High, 2001...split the 2003 season between Burlington's rotation and bullpen...went 5-2 with a 4.12 ERA in his 10 starts, while going 1-2 with a 2.17 ERA in his 16 relief outings...didn't allow a hit in his 1st 8 innings of the season and didn't allow a run in his 1st 9 innings.

YEAR CLUB	W-L	ERA	G	GS	CG	SHO	SV	IP	H	R	ER	HR	HB	BB	SO	WP	BK
2001 Gulf Coast	2-3	4.17	11	6	0	0	1	41.0	38	25	19	2	2	12	19	3	0
2002 Gulf Coast	0-3	3.86	15	0	0	0	4	25.2	25	13	11	1	1	11	26	2	2
2003 Burlington	6-4	3.36	26	10	0	0	5	96.1	78	39	36	9	3	34	74	4	0
Minor League Totals	8-10	4.05	52	16	0	0	10	163.0	141	77	66	12	6	57	119	9	2



Christopher S. (Chris) Lubanski, OF

Ht.: 6-3; Wt.: 185; Bats: Left; Throws: Left

Resides: Oldsmar, Fla.

Signed By: Sean Rooney and Deric Ladnier

Acquired: Selected in 1st round (5th overall) of 2003 June Free Agent Draft

Career Notes: Graduated Kennedy-Kenrick Catholic (Schwenksville, Pa.) High, 2003...named Gatorade National Baseball Player of the Year and was rated as 1 of the top 10 prospects in the 2003 draft by *Baseball America*...also named 2nd-fastest high school baserunner among the top 100 prospects in the draft...named MVP of the Catholic League's Southern Division after hitting .528 (38-for-72) with 36 runs, 3 doubles, 10 triples, 6 home runs, 38 RBI and 20 stolen bases as a senior...finished his high school career with 158 hits, 25 doubles, 20 triples and 21 home runs in 105 games...was a member of the 2002 USA Junior National Team, where he hit .415 (44-for-106) with 7 doubles, 6 triples, 8 home runs, 35 RBI and 13 stolen bases...turned down a scholarship to Florida State to enter the 2003 draft...hit .326 with 4 home runs and 27 RBI in 53 games for the club's rookie team in the Arizona League in his 1st professional season...was named as the club's 2nd-best prospect by *Baseball America* prior to the 2004 season and was named as one of the Royals top prospects by *USA Today Sports Weekly*.

YEAR CLUB	AVG	G	AB	R	H	2B	3B	HR	RBI	SH	SF	HP	BB	SO	SB	CS	E
2003 Arizona (Rookie)	.326	53	221	41	72	4	6	4	27	0	0	2	18	50	9	10	3

Derrick Travis Lytle, OF

Ht.: 6-2; Wt.: 180; Bats: Left; Throws: Left

Resides: Mesa, Ariz.

Signed By: Mike Brown

Acquired: Selected in the 27th round of the 2001 June Free Agent Draft

Career Notes: Graduated Mesa (Ariz.) High, 2000...graduated Mesa (Ariz.) Community College, 2002...played football, baseball and soccer in high school...was a 2-time all-region and 2-time all-East Valley selection during his high school baseball career...split the 2003 season between Wilmington and Burlington, hitting at a combined .246 clip with 2 home runs and 20 RBI.

YEAR CLUB	AVG	G	AB	R	H	2B	3B	HR	RBI	SH	SF	HP	BB	SO	SB	CS	E
2002 Spokane	.250	31	88	7	22	3	0	0	8	1	0	3	9	25	2	2	5
2003 Wilmington	.273	43	132	20	36	2	2	1	11	1	0	2	21	39	3	1	2
Burlington	.223	47	157	27	35	6	1	1	9	7	3	2	16	43	3	2	0
Minor League Totals	.247	121	377	54	93	11	3	2	28	9	3	7	46	107	8	5	7

Pedro Luis Martinez, OF

Ht.: 5-11; Wt.: 185; Bats: Right; Throws: Right

Resides: Puerto Plata, DR

Signed By: Pedro Silverio

Acquired: Signed as non-drafted free agent, 12-20-02

Career Notes: Graduated Liceo Nocturno (Puerto Plata, DR) School, 2002.

YEAR CLUB	AVG	G	AB	R	H	2B	3B	HR	RBI	SH	SF	HP	BB	SO	SB	CS	E
2003 Salcedo	.109	32	46	7	5	0	0	1	2	0	0	5	6	13	3	1	3

Willie Michael Matos, 1B

Ht.: 6-3; Wt.: 210; Bats: Right; Throws: Right

Resides: Santo Domingo, DR

Signed By: Luis Silverio

Acquired: Signed as a non-drafted free agent, 1-17-02

Career Notes: Attended Escuela Republica de Haiti (Santo Domingo, DR) School...hit a team-high .301 for Salcedo in 2003 with 1 home run and 16 RBI.

YEAR CLUB	AVG	G	AB	R	H	2B	3B	HR	RBI	SH	SF	HP	BB	SO	SB	CS	E
2002 Salcedo	.224	52	152	12	34	5	0	0	10	1	0	2	22	45	1	3	3
2003 Salcedo	.301	40	113	13	34	3	1	1	16	0	2	2	22	21	1	0	3
Minor League Totals	.257	92	265	25	68	8	1	1	26	1	2	4	44	66	2	3	6

Bruce Beckley McClelland, RHP

Ht.: 6-5; Wt.: 210; Bats: Right; Throws: Right

Resides: Cape Town, South Africa

Signed By: Mike Randall and Luis Silverio

Acquired: Signed as a non-drafted free agent, 8-10-02

Career Notes: Graduated Stellenberg (Cape Town, South Africa) High, 2002...is 1 of 3 players from South Africa currently in the Royals Minor League system...went 0-2 with a 5.40 ERA in 3 starts, but went 2-0 despite a 6.57 ERA in 7 relief appearances.

YEAR CLUB	W-L	ERA	G	GS	CG	SHO	SV	IP	H	R	ER	HR	HB	BB	SO	WP	BK
2003 Arizona (Rookie)	2-2	6.04	10	3	0	0	0	22.1	24	17	15	3	1	11	15	1	2

Born: 3-24-85 in Lansdale, Pa.

Opening Day Age: 19

Born: 12-1-81 in Mesa, Ariz.

Opening Day Age: 22

Born: 7-20-85 in Puerto Plata, DR

Opening Day Age: 18

Born: 4-23-84 in Santo Domingo, DR

Opening Day Age: 19

Born: 12-16-84 in Cape Town, South Africa

Opening Day Age: 19

PHOTO COURTESY OF THE KANSAS CITY ROYALS

Robert (Robbie) McClellan, RHP

Ht.: 6-1; Wt.: 170; Bats: Right; Throws: Right

Born: 1-31-81 in Beloit, Kan.

Resides: Liberal, Kan.

Opening Day Age: 23

Signed By: Mike Brown

Acquired: Selected in 12th round of 2003 June Free Agent Draft

Career Notes: Graduated Liberal (Kan.) High, 1999 and Seward County Community College, 2001...attended Arizona State University...earned 4 letters in both baseball and basketball in high school...went 9-1 as a senior to earn all-conference and all-state honors...pitched at Seward County for 2 years, combining for a 16-4 record with a 3.23 ERA...named to the All-Jayhawk League both years...finished 2nd in the nation at the junior college level in strikeouts per nine innings (10.22)...finished 2nd in school history in career wins, innings pitched and strikeouts...spent 2 summers playing for the Liberal Beejays in the Jayhawk Summer League...helped lead his team to the 2000 NBC World Series championship by going 8-1 with 79 strikeouts in 54.0 innings...was part of the pitching staff that broke the NBC World Series record with a 1.55 ERA in the series as he posted a 0.90 ERA during the tournament in Wichita, Kan...helped lead Liberal back to the NBC World Series in 2001, going 4-3 with a 1.60 ERA...named to the 2001 NBC All-American team after going 2-0 with 16 strikeouts in 17.0 innings of work...named honorable mention All-Pac-10 in his 1st season at Arizona State as a junior in 2002 after going 7-6 with a 4.73 ERA in 21 games (14 starts)...finished 4th in the conference and 2nd on the team with 91 strikeouts...went 7-0 with a 3.40 ERA and 55 strikeouts in 55.2 innings as a senior in 2003...went 4-3 with 1 save and a 4.00 ERA for the club's rookie advanced team in the Arizona League in 2003, his 1st pro season...also made 1 appearance for Wilmington.

YEAR CLUB	W-L	ERA	G	GS	CG	SHO	SV	IP	H	R	ER	HR	HB	BB	SO	WP	BK
2003 Arizona (Rookie Adv.)	4-3	4.00	18	0	0	0	1	45.0	44	24	20	4	0	7	51	4	0
Wilmington	0-0	0.00	1	0	0	0	1	1.0	1	0	0	0	0	0	1	0	0
Minor League Totals	4-3	3.91	19	0	0	0	2	46.0	45	24	20	4	0	7	52	4	0

Zachary Daniel (Zach) McClellan, RHP

Ht.: 6-5; Wt.: 195; Bats: Right; Throws: Right

Born: 11-25-78 in Toledo, Ohio

Resides: Toledo, Ohio

Opening Day Age: 25

Signed By: Jason Bryans

Acquired: Selected in 5th round of 2000 June Free Agent Draft

Career Notes: Graduated St. Francis de Soles (Toledo, Ohio) High, 1997...attended Indiana University...posted then-career highs during the 2002 season in wins (7), games (28), starts (27) and innings (145.1)...was also the team leader in starts and losses (9)...recorded 75 strikeouts and allowed 43 walks...allowed a team-high in hits allowed (162), runs (76) and earned runs (65)...set career bests in games (30), wins (8), ERA (2.84) and strikeouts (100) for Wilmington in 2003...threw his 1st career complete-game shutout at Myrtle Beach on Aug. 26.

YEAR CLUB	W-L	ERA	G	GS	CG	SHO	SV	IP	H	R	ER	HR	HB	BB	SO	WP	BK
2000 Spokane	2-3	3.58	13	13	0	0	0	55.1	52	24	22	1	4	29	46	3	1
2001 Burlington	5-10	4.54	24	22	0	0	0	127.0	142	79	64	5	6	36	87	7	0
2002 Wilmington	7-9	4.03	28	27	0	0	0	145.1	162	76	65	8	6	43	75	4	1
2003 Wilmington	8-8	2.84	30	23	1	1	0	133.0	101	51	42	6	5	39	100	5	0
Minor League Totals	22-30	3.77	95	85	1	1	0	460.2	457	230	193	20	21	147	308	19	2

Jacob (Jake) Phillip McConiga, LHP

Ht.: 5-10; Wt.: 180; Bats: Left; Throws: Left

Born: 1-21-81 in Carmichael, Calif.

Resides: Elverta, Calif.

Opening Day Age: 23

Signed By: Spencer Graham

Acquired: Signed as a non-drafted free agent, 7-2-03

Career Notes: Graduated East Nicolaus (Nicolaus, Calif.) High, 1999...played at Yuba (Marysville, Calif.) Community College where he graduated in 2001...also attended University of North Carolina-Asheville...played baseball, football and basketball in high school...earned 2nd team Bay Valley All-Conference honors as a freshman at Yuba in 2000 after hitting .415 with 1 homer, 35 RBI and 15 stolen bases...earned 1st team honors the following season by hitting .385 with 3 home runs, 40 RBI and 20 stolen bases...then played at UNC-Asheville where he saw action at all 3 outfield positions and was the team's closer...led the Bulldogs in stolen bases (16) and runs (48) while hitting at a .292 clip in his 1st season at UNC Asheville...batted .283 with 16 doubles and 20 stolen bases as a senior and was named to the all-conference squad...also pitched for the Bulldogs, going 0-3 with 4 saves and a 7.33 ERA in 14 games (4 starts) during his collegiate career.

YEAR CLUB	W-L	ERA	G	GS	CG	SHO	SV	IP	H	R	ER	HR	HB	BB	SO	WP	BK
2003 Arizona (Rookie Adv.)	1-0	4.15	9	0	0	0	1	8.2	9	5	4	0	0	5	11	1	0



Chamar Marquis McDonald, 1B

Ht.: 6-4; Wt.: 200; Bats: Right; Throws: Right
Resides: Madison, Miss.

Born: 6-18-83 in Jackson, Miss.
Opening Day Age: 20

Signed By: Mark Willoughby

Acquired: Selected in 5th round of 2001 June Free Agent Draft

Career Notes: Graduated Madison Central (Miss.) High, 2001...combined to hit at a career high .291 clip for the rookie advanced and rookie teams in the Arizona League in 2003...also set career bests with 22 runs, 30 hits, 3 home runs and 17 RBI while playing in just 28 games.

YEAR CLUB	AVG	G	AB	R	H	2B	3B	HR	RBI	SH	SF	HP	BB	SO	SB	CS	E
2001 Gulf Coast	.208	40	125	13	26	7	1	1	11	1	0	2	9	43	5	1	0
2002 Gulf Coast	.204	44	137	17	28	5	1	1	16	0	0	7	23	39	1	0	5
2003 Arizona (Rookie Adv.)	.313	7	32	7	10	3	0	0	4	0	0	0	2	6	0	0	0
Arizona (Rookie)	.282	21	71	15	20	4	0	3	13	0	1	2	12	29	0	0	1
Minor League Totals	.230	112	365	52	84	19	2	5	44	1	1	11	46	117	6	1	6

Robert (Brian) McFall, 1B

Ht.: 6-3; Wt.: 205; Bats: Right; Throws: Right
Resides: Flagstaff, Ariz.

Born: 6-17-84 in Flagstaff, Ariz.
Opening Day Age: 19

Signed By: Mike Brown

Acquired: Selected in 3rd round of 2003 June Free Agent Draft

Career Notes: Graduated Sinagua (Flagstaff, Ariz.) High, 2002...was a 3-time all-city and all-conference performer in baseball and a 2-time all-city and all-conference player in basketball...was also named to the all-state team following his senior baseball season...attended Chandler Gilbert (Chandler, Ariz.) Community College.

YEAR CLUB	AVG	G	AB	R	H	2B	3B	HR	RBI	SH	SF	HP	BB	SO	SB	CS	E
2003 Arizona (Rookie)	.220	51	191	34	42	9	4	6	36	0	1	4	17	50	1	0	5

Max Bullard (Trae) McGill III, RHP

Ht.: 6-0; Wt.: 195; Bats: Right; Throws: Right
Resides: Mobile, Ala.

Born: 8-7-77 in Mobile, Ala.
Opening Day Age: 26

Signed By: Larry Miller (Frontier League)

Acquired: Signed as a Minor League free agent, 8-10-01

Career Notes: Graduated Murphy (Mobile, Ala.) High, 1995...received Bachelor of Science Degree in Computer Information Systems from Spring Hill (Mobile, Ala.) College, 2001...was originally signed by the Cook County Cheetahs of the Frontier League in 2001...underwent right shoulder surgery in May 2002...joined Burlington from Extended Spring Training in May 2003 and earned his 1st professional save with 4.0 scoreless innings at Cedar Rapids on 6-7-03...made 2 starts for the Bees, going 2-0 with a 0.79 ERA...appeared in 6 games for Wilmington, allowing just 2 earned runs in 13.1 innings for a 1.35 ERA.

YEAR CLUB	W-L	ERA	G	GS	CG	SHO	SV	IP	H	R	ER	HR	HB	BB	SO	WP	BK
2001 Montgomery	4-3	4.08	8	8	3	0	0	57.1	51	30	26	2	3	16	57	5	1
Cook County	1-1	3.95	4	4	1	1	0	27.1	28	12	12	1	5	4	39	0	0
Burlington	0-2	4.62	5	5	1	0	0	25.1	29	17	13	3	0	5	27	1	1
2002	(Injured - Did Not Play)																
2003 Burlington	3-1	3.27	16	2	0	0	2	44.0	46	17	16	3	0	10	49	4	0
Wilmington	0-0	1.35	6	0	0	0	0	13.1	10	2	2	0	0	2	7	0	0
Minor League Totals	8-7	4.17	39	19	5	1	2	167.1	164	78	69	9	8	37	179	10	2

Brian Keith Melnyk, LHP

Ht.: 6-2; Wt.: 205; Bats: Left; Throws: Left
Resides: Colliers, W.Va.

Born: 8-2-80 in Weirton, W.Va.
Opening Day Age: 23

Signed By: Keith Hughes

Acquired: Selected in 21st round of 2001 June Free Agent Draft

Career Notes: Graduated Brooke (Wellsville, W.Va.) High, 1998...graduated Garrett (McHenry, Md.) Junior College, 2000...graduated Point Park (Pittsburgh, Pa.) College, 2002...missed the 2003 season after undergoing left shoulder surgery.

YEAR CLUB	W-L	ERA	G	GS	CG	SHO	SV	IP	H	R	ER	HR	HB	BB	SO	WP	BK
2001 Spokane	0-0	0.00	4	1	0	0	1	8.2	4	1	0	0	1	2	11	1	0
2002 Gulf Coast	0-1	4.66	7	1	0	0	1	9.2	10	5	5	0	1	7	8	1	0
Burlington	1-1	2.93	10	0	0	0	0	15.1	15	7	5	0	0	4	18	0	0
2003	(Injured - Did Not Play)																
Minor League Totals	1-2	2.67	21	2	0	0	2	33.2	29	13	10	0	2	13	37	2	0



Jonathan Phillip (Jon) Metzger, LHP

Ht.: 6-2; Wt.: 200; Bats: Left; Throws: Left

Resides: Fairfax Station, Va.

Signed By: Junior Vizcaino

Acquired: Selected in 13th round of 2000 June Free Agent Draft

Career Notes: Graduated Lake Braddock Burke (Burke, Va.) High, 1997...attended University of Virginia...missed the 2002 season after having surgery on his left elbow in April...saw action in just 3 games for Burlington in 2003.

Born: 10-27-78 in Monroe, Wis.

Opening Day Age: 25

YEAR CLUB	W-L	ERA	G	GS	CG	SHO	SV	IP	H	R	ER	HR	HB	BB	SO	WP	BK
2000 Spokane	2-6	3.92	13	12	0	0	0	62.0	46	32	27	0	3	34	64	5	5
2001 Gulf Coast	0-0	4.00	6	5	0	0	0	9.0	9	5	4	0	0	4	11	0	1
2002								(Injured - Did Not Play)									
2003 Burlington	0-0	16.88	3	0	0	0	0	2.2	8	5	5	1	1	5	0	0	0
Minor League Totals	2-6	4.40	22	17	0	0	0	73.2	63	42	36	1	4	43	75	5	6

William R. (Rusty) Meyer, C

Ht.: 6-0; Wt.: 185; Bats: Right; Throws: Right

Resides: Grain Valley, Mo.

Signed By: Chet Sergio

Acquired: Selected in 13th round of 2002 June Free Agent Draft

Career Notes: Graduated Blue Springs (Mo.) High, 1999...attended Texas A&M University...named 1999 Missouri Gatorade High School Player of the Year...also played for the Blue Springs Sluggers...named team MVP for the Aggies in 2002 after hitting .321 with 19 RBI...threw out 56 percent (46-82) of baserunners attempting to steal in his career, including 66 percent (21-32) in 2002...was rehabilitating during the 2003 season following right shoulder surgery...his father Russ Meyer played in the Royals Minor League system.

Born: 2-8-81 in Kansas City, Mo.

Opening Day Age: 23

YEAR CLUB	AVG	G	AB	R	H	2B	3B	HR	RBI	SH	SF	HP	BB	SO	SB	CS	E
2002 Spokane	.095	7	21	2	2	1	0	0	1	0	0	0	7	6	0	0	3
2003																	
Minor League Totals	.095	7	21	2	2	1	0	0	1	0	0	0	7	6	0	0	3

Kyle James Middleton, RHP

Ht.: 6-6; Wt.: 230; Bats: Right; Throws: Right

Resides: Pensacola, Fla.

Signed By: Dennis Woody

Acquired: Selected in 49th round of 1999 June Free Agent Draft

Career Notes: Graduated Escambia (Pensacola, Fla.) High, 1998...received Associate of Arts Degree from Jefferson Davis Community College (Brewton, Ala.), 2000...went 14-5 with a 3.74 ERA for Burlington in 2002, leading the team in victories and finished 3rd in innings (125.0) and appearances (29)...his 14 wins tied for 2nd-most among all Royals Minor Leaguers...named Midwest League Pitcher of the Week for Aug. 5-11 and won 7 straight decisions in 8 starts to finish the regular season, tying for the 2nd-longest win streak in the league...named as Wilmington's Pitcher of the Year for 2003 by the Royals organization after winning the Carolina League ERA title by posting a 2.41 mark in 27 starts and tying teammate Zack Greinke for the league lead in wins with 11...led the Blue Rocks in starts (27) and innings (160.1)...was selected to the mid-season Carolina League All-Star Team and was honored as the Carolina League's Pitcher of the Week for April 4-9 and April 24-30...also named the Carolina League Player of the Month for August after going 5-0 with a 0.65 ERA in 6 starts with 35 walks and 75 strikeouts...named as 1 of the Royals top prospects by *USA Today Sports Weekly*.

Born: 6-13-80 in Pensacola, Fla.

Opening Day Age: 23

YEAR CLUB	W-L	ERA	G	GS	CG	SHO	SV	IP	H	R	ER	HR	HB	BB	SO	WP	BK
2000 Gulf Coast	0-2	14.85	15	1	0	0	0	20.0	32	34	33	2	0	17	14	6	0
2001 Spokane	3-6	4.65	16	14	0	0	0	79.1	92	48	41	5	15	23	68	10	1
2002 Burlington	14-5	3.74	29	17	0	0	1	125.0	124	67	52	6	10	31	64	18	1
2003 Wilmington	+11-8	*2.41	27	27	1	0	0	160.1	155	59	43	6	7	35	75	10	0
Minor League Totals	28-21	5.06	87	59	1	0	1	384.2	403	208	169	19	32	106	221	44	2

Wiston Alexander Montas, RHP

Ht.: 6-1; Wt.: 180; Bats: Right; Throws: Right

Resides: Nouel, DR

Signed By: Pedro Silverio

Acquired: Signed as a non-drafted free agent, 12-12-03

Born: 3-3-87 in Nouel, DR

Opening Day Age: 17

YEAR CLUB	W-L	ERA	G	GS	CG	SHO	SV	IP	H	R	ER	HR	HB	BB	SO	WP	BK
(2004 will be his first year in professional baseball)																	



Angelo Oscar Morales, RHP

Ht.: 6-1; Wt.: 170; Bats: Right; Throws: Right
 Resides: Chiriqui, Panama
 Signed By: Luis Cordoba

Born: 5-2-86 in Chiriqui, Panama
 Opening Day Age: 17

Acquired: Signed as a non-drafted free agent, 8-2-02...was named Salcedo Pitcher of the Year for 2003 by the Royals organization after going 4-4 with a 2.53 ERA in 12 games (8 starts) in his 1st professional season.

YEAR CLUB	W-L	ERA	G	GS	CG	SHO	SV	IP	H	R	ER	HR	HB	BB	SO	WP	BK
2003 Salcedo	4-4	2.53	12	8	0	0	0	53.1	40	22	15	5	1	16	46	2	0

Miguel Antonio Morales, LHP

Ht.: 6-1; Wt.: 180; Bats: Left; Throws: Left
 Resides: Chiriqui, Panama
 Signed By: Luis Cordoba

Born: 12-5-85 in Chiriqui, Panama
 Opening Day Age: 18

Acquired: Signed as non-drafted free agent, 1-19-04

YEAR CLUB	W-L	ERA	G	GS	CG	SHO	SV	IP	H	R	ER	HR	HB	BB	SO	WP	BK
(2004 will be his first year in professional baseball)																	

Alvi Ramon Morel, OF

Ht.: 5-11; Wt.: 150; Bats: Left; Throws: Left
 Resides: Monte Cristy, DR
 Signed By: Pedro Silverio

Born: 8-28-84 in Villa Vasquez, DR
 Opening Day Age: 19

Acquired: Signed as a non-drafted free agent, 11-8-02

Career Notes: Attended Los Coruncos School in Dominican Republic.

YEAR CLUB	AVG	G	AB	R	H	2B	3B	HR	RBI	SH	SF	HP	BB	SO	SB	CS	E
2003 Salcedo	.143	49	98	10	14	5	1	0	7	1	2	4	20	24	3	5	3

Robert Michael (Robbie) Morrison, RHP

Ht.: 6-0; Wt.: 215; Bats: Right; Throws: Right
 Resides: Valrico, Fla.
 Signed By: Albert Gonzalez

Born: 12-7-76 in West Palm Beach, Fla.
 Opening Day Age: 27

Acquired: Selected in 2nd round of 1998 June Free Agent Draft

Career Notes: Graduated Wellington (Fla.) Community High, 1995...attended the University of Miami where he was the Canes closer for 3 years...finished 2nd in the Northwest League in saves (13) and games finished (22) in 1998...had shoulder surgery in September, 2000 to repair a partial tear of the rotator cuff...pitched for both Wilmington and Wichita in 2002...began the season with Wilmington and was promoted to Wichita on April 17...returned to the Blue Rocks on May 29...led the Blue Rocks with 9 saves and earned the win in relief on Sept. 2 to clinch the 2nd-half Northern Division championship...posted a team-high 11 saves for Wilmington in 2003 and tied teammate Eduardo Villacis for most appearances (42)...struck out 65 batters while issuing just 18 walks.

YEAR CLUB	W-L	ERA	G	GS	CG	SHO	SV	IP	H	R	ER	HR	HB	BB	SO	WP	BK
1998 Spokane	3-0	2.13	26	0	0	0	13	25.1	15	8	6	2	1	18	33	1	0
1999 Wilmington	2-5	2.27	28	0	0	0	6	43.2	31	13	11	2	4	13	47	0	1
Wichita	2-0	2.01	15	0	0	0	5	22.1	26	7	5	0	1	7	21	3	0
2000 Wichita	3-3	3.38	34	1	0	0	5	61.1	58	30	23	6	0	29	49	5	0
2001 Gulf Coast	0-0	0.00	2	2	0	0	0	2.0	1	0	0	0	0	2	0	0	0
2002 Wilmington	2-3	2.42	32	0	0	0	9	48.1	34	15	13	4	0	19	53	3	0
Wichita	0-1	4.50	12	0	0	0	0	18.0	20	12	9	1	1	7	11	1	0
2003 Wilmington	4-3	3.54	42	0	0	0	11	53.1	39	22	21	3	0	18	65	4	1
Minor League Totals	16-15	2.89	191	3	0	0	49	274.1	224	107	88	18	7	111	281	17	2

Jacob Russell (Jake) Mullis, RHP

Ht.: 6-2; Wt.: 215; Bats: Right; Throws: Right
 Resides: Arden, N.C.
 Signed By: Spencer Graham

Born: 1-22-81 in Asheville, N.C.
 Opening Day Age: 23

Acquired: Selected in 15th round of 2003 June Free Agent Draft

Career Notes: Graduated T.C. Roberson (Asheville, N.C.) High where he was an all-state selection in baseball...also lettered in football and basketball for the Rams...played collegiately at the University of North Carolina-Wilmington where he graduated with a Bachelor's Degree in Business Management in 2003...was a college teammate of fellow Royals Minor Leaguer Chris Coughlin...tied the UNC-Wilmington's career record for wins with 27...also set a school record with 57 career starts...went 4-3 with a 3.82 ERA for the club's rookie advanced team in the Arizona League in 2003 and tied for the team lead with 13 starts.

YEAR CLUB	W-L	ERA	G	GS	CG	SHO	SV	IP	H	R	ER	HR	HB	BB	SO	WP	BK
2003 Arizona (Royals Adv.)	4-3	3.82	13	13	0	0	0	63.2	75	34	27	5	6	7	57	3	0

Leslie Jassttin Nacar, RHP

Ht.: 6-1; Wt.: 160; Bats: Right; Throws: Right

Resides: Libertad de Baminas, Venezuela

Signed By: Giants

Acquired: Selected in Minor League Phase of 2003 Rule 5 Draft from San Francisco's Norwich roster

Career Notes: Signed by the San Francisco Giants as a non-drafted free agent, 9-15-99...went 8-2 with a 3.50 ERA in 19 games (9 starts) for the Giants Dominican Summer League club in 2000...has spent the last 3 seasons pitching in relief...named to the 2003 Arizona League All-Star team after going 0-1 with a league-high 9 saves and a 0.95 ERA in 20 relief appearances.

YEAR CLUB	W-L	ERA	G	GS	CG	SHO	SV	IP	H	R	ER	HR	HB	BB	SO	WP	BK
2000 Dominican League	8-2	3.50	19	9	2	1	0	74.2	53	36	29	2	10	32	81	4	2
2001 Arizona Giants	0-3	2.54	22	0	0	0	5	28.1	27	9	8	2	1	9	35	4	0
2002 Arizona Giants	2-1	3.29	18	0	0	0	0	27.1	23	12	10	2	2	7	25	2	1
2003 Arizona Giants	0-1	0.95	20	0	0	0	*9	19.0	9	4	2	1	2	3	31	1	1
Minor League Totals	10-7	2.95	79	9	2	1	14	149.1	112	61	49	7	15	51	172	11	4

Michael Jared (Mike) Natale, RHP

Ht.: 6-0; Wt.: 195; Bats: Right; Throws: Right

Resides: Whittier, Calif.

Signed By: Greg Smith

Acquired: Selected in 22nd round of 2000 June Free Agent Draft

Career Notes: Graduated La Serna (Whittier, Calif.) High, 1997...graduated Santa Ana (Calif.) Junior College, 1999...attended Lewis-Clark State (Idaho) College where he was a member of the 2000 NAIA National Championship team and a teammate of fellow Royal Gabriel Boruff...cousin of former Major League pitcher Greg Harris...was 5th in the Northwest League in games finished (18) in 2000...led Spokane with 8 saves and held league hitters to a .208 average...was 10th in the Carolina League in ERA in 2001...began the 2002 season at Wichita and was 4-3 with a 5.21 ERA in 24 games (2 starts) before joining Wilmington on 7-21-02...split the 2003 season with Wilmington and Wichita, combining for a 3-4 record with 11 saves and a 2.79 ERA in a career-high 47 games...was promoted to Wichita on 5-28-03 and returned on 7-11-03...was sent back to Wichita on July 31 where he spent the rest of the season.

YEAR CLUB	W-L	ERA	G	GS	CG	SHO	SV	IP	H	R	ER	HR	HB	BB	SO	WP	BK
2000 Spokane	2-1	1.32	23	0	0	0	8	41.0	30	7	6	0	1	13	43	4	0
2001 Wilmington	9-8	3.28	28	27	0	0	0	159.1	152	75	58	8	13	33	134	13	1
2002 Wichita	4-3	5.21	24	2	0	0	0	48.1	39	33	28	6	4	44	52	5	0
Wilmington	2-2	2.48	13	2	0	0	4	29.0	20	10	8	2	1	9	41	2	0
2003 Wilmington	2-2	2.79	27	0	0	0	7	38.2	35	14	12	2	1	13	57	2	0
Wichita	1-2	2.79	20	0	0	0	4	38.2	32	12	12	2	1	19	28	5	0
Minor League Totals	20-18	3.24	135	31	0	0	23	355.0	308	151	124	20	21	131	355	31	1

Justin Lee Nelson, LHP

Ht.: 6-4; Wt.: 185; Bats: Left; Throws: Left

Resides: Kersey, Colo.

Signed By: Mike Brown

Acquired: Selected in 9th round of 2001 June Free Agent Draft

Career Notes: Graduated Platte Valley (Kersey, Colo.) High, 2001...earned all-conference honors for 4 years in both baseball and basketball.

YEAR CLUB	W-L	ERA	G	GS	CG	SHO	SV	IP	H	R	ER	HR	HB	BB	SO	WP	BK
2001 Gulf Coast	1-6	4.35	12	10	0	0	0	39.1	49	33	19	1	0	21	31	6	1
2002 Gulf Coast	1-7	4.30	12	9	0	0	0	58.2	67	37	28	2	3	25	23	2	0
2003								(Injured - Did Not Play)									
Minor League Totals	2-13	4.32	24	19	0	0	0	98.0	116	70	47	3	3	46	54	8	1

Brian Michael Nendza, LHP

Ht.: 6-6; Wt.: 200; Bats: Left; Throws: Left

Resides: Palos Park, Ill.

Signed By: Royals

Acquired: Signed as a non-drafted free agent, 3-5-03

Career Notes: Graduated St. Rita (Chicago, Ill.) High, 1998...graduated North Central (Naperville, Ill.) College with a Bachelor's Degree in Accounting and a minor in Finance...went 7-2 with a 3.35 ERA in 11 games as a senior...ranks among North Central's career leaders in strikeouts and appearances...went 3-0 with 2 saves and a 3.41 ERA for the Royals rookie advanced club in the Arizona League in his 1st professional season...allowed 4 runs in 0.2 innings on June 26, but posted a 2.32 ERA the rest of the season (31.0 IP, 8 ER).

YEAR CLUB	W-L	ERA	G	GS	CG	SHO	SV	IP	H	R	ER	HR	HB	BB	SO	WP	BK
2003 Arizona (Rookie Adv.)	3-0	3.41	16	0	0	0	2	31.2	31	13	12	2	1	6	36	2	0



Born: 7-20-83 in Libertad de Baminas, Venezuela

Opening Day Age: 20

Born: 9-2-79 in Whittier, Calif.

Opening Day Age: 24

Born: 12-15-82 in Greeley, Colo.

Opening Day Age: 21

Born: 12-9-80 in Evergreen Park, Ill.

Opening Day Age: 23



Hector Jesus Nieves, RHP

Ht.: 6-4; Wt.: 190; Bats: Right; Throws: Right

Resides: Yaracal Falcon, Venezuela

Signed By: Juan Indriago and Wilmer Castillo

Acquired: Signed as a non-drafted free agent, 7-12-01.

YEAR CLUB	W-L	ERA	G	GS	CG	SHO	SV	IP	H	R	ER	HR	HB	BB	SO	WP	BK
2002 Salcedo	1-1	4.73	30	1	0	0	2	66.2	83	51	35	6	0	21	17	0	0
2003 Salcedo	2-3	3.89	15	4	0	0	0	41.2	42	20	18	0	1	12	28	4	0
Minor League Totals	3-4	4.40	45	5	0	0	2	108.1	125	71	53	6	1	33	45	4	0

Born: 12-31-84 in Yaracal Falcon, Venezuela

Opening Day Age: 19

Rayner Jesus Blanco Oliveros, RHP

Ht.: 6-1; Wt.: 160; Bats: Right; Throws: Right

Resides: Edo Aragua, Venezuela

Signed By: Juan Indriago

Acquired: Signed as non-drafted free agent, 9-13-03

Career Notes: Graduated Don Romulo Gallegos (Venezuela) School, 2002.

YEAR CLUB	W-L	ERA	G	GS	CG	SHO	SV	IP	H	R	ER	HR	HB	BB	SO	WP	BK
(2004 will be his first year in professional baseball)																	

Born: 9-23-85 in Maracay, Venezuela

Opening Day Age: 18

Rene Arturo Oriental, OF

Ht.: 6-2; Wt.: 190; Bats: Right; Throws: Right

Resides: San Pedro de Macoris, DR

Signed By: Luis Silverio and Freddy Nivar

Acquired: Signed as a non-drafted free agent, 6-14-01

Career Notes: Graduated Gaston Deligne (San Pedro de Macoris, DR) High, 2001...posted career highs in nearly every offensive category for the Royals rookie club in the Arizona League in 2003...continued to heat up during the season, batting at a .273 clip in August.

YEAR CLUB	AVG	G	AB	R	H	2B	3B	HR	RBI	SH	SF	HP	BB	SO	SB	CS	E
2001 Salcedo	.150	50	160	10	24	4	1	0	11	-	-	-	12	40	3	3	10
2002 Gulf Coast	.214	44	140	19	30	7	3	0	16	1	4	2	14	43	2	5	1
2003 Arizona (Rookie)	.247	47	166	27	41	4	3	5	27	0	2	0	14	40	6	4	4
Minor League Totals	.204	141	466	56	95	15	7	5	54	1	6	2	40	123	11	12	15

Born: 5-4-84 in San Pedro de Macoris, DR

Opening Day Age: 19

Wander Marino Ortiz, RHP

Ht.: 6-1; Wt.: 215; Bats: Right; Throws: Right

Resides: Bani, DR

Signed By: Pedro Silverio

Acquired: Signed as a non-drafted free agent, 11-13-03

Career Notes: Graduated Andres Pena Cabral (Bani, DR) School.

YEAR CLUB	W-L	ERA	G	GS	CG	SHO	SV	IP	H	R	ER	HR	HB	BB	SO	WP	BK
(2004 will be his first year in professional baseball)																	

Born: 10-8-84 in Bani, DR

Opening Day Age: 19

Lucas Boyd Palmer, RHP

Ht.: 6-3; Wt.: 200; Bats: Right; Throws: Right

Resides: Baker, Ore.

Signed By: Greg Smith

Acquired: Selected in the 28th round of the 2001 June Free Agent Draft

Career Notes: Graduated Baker (Ore.) High, 2001...lettered in both baseball and football and was honored as a 1st-team all-state punter...attended Columbia Basin (Pasco, Wash.) Community College...joined the Bees from the Gulf Coast Royals on 8-25-02...tied for 2nd in the Arizona League with 6 wins in 2003...was 4-0 with a 4.79 ERA in 7 starts, while going 2-0 with 1 save and a 1.82 ERA in 7 relief appearances.

YEAR CLUB	W-L	ERA	G	GS	CG	SHO	SV	IP	H	R	ER	HR	HB	BB	SO	WP	BK
2002 Gulf Coast	2-4	4.31	13	8	1	0	0	56.1	68	31	27	4	3	13	32	2	0
Burlington	0-1	8.22	3	1	0	0	0	7.2	9	7	7	1	0	5	8	2	0
2003 Arizona (Rookie)	6-0	3.62	14	7	0	0	1	54.2	55	28	22	4	3	17	50	1	0
Minor League Totals	8-5	4.78	30	16	1	0	1	118.2	132	66	56	9	6	35	90	5	0

Born: 5-7-83 in Baker, Ore.

Opening Day Age: 20

Jose Agustin Pena, C

Ht.: 6-0; Wt.: 190; Bats: Right; Throws: Right

Resides: Monte Cristy, DR

Signed By: Luis Silverio

Acquired: Signed as a non-drafted free agent, 4-30-02

Career Notes: Attended Luis Jose Anturn School in Dominican Republic...ranked 2nd on the Salcedo club with 17 RBI in 2003.

Born: 10-24-84 in Monte Cristy, DR

Opening Day Age: 19

YEAR CLUB	AVG	G	AB	R	H	2B	3B	HR	RBI	SH	SF	HP	BB	SO	SB	CS	E
2002 Salcedo	.202	35	84	7	17	3	0	0	8	2	0	0	5	28	0	0	0
2003 Salcedo	.199	48	156	13	31	4	0	1	17	0	0	2	8	22	2	2	3
Minor League Totals	.200	84	240	20	48	7	0	1	25	2	0	2	13	50	2	2	3

Felix Alberto Peralta, OF

Ht.: 6-0; Wt.: 175; Bats: Right; Throws: Right

Resides: Santiago Rodriguez, DR

Signed By: Pedro Silverio

Acquired: Signed as a non-drafted free agent, 4-30-03

Career Notes: Graduated Estancia Vieja (Santiago Rodriguez, DR) School.

Born: 9-30-85 in Santiago Rodriguez, DR

Opening Day Age: 18

YEAR CLUB	AVG	G	AB	R	H	2B	3B	HR	RBI	SH	SF	HP	BB	SO	SB	CS	E
2003 Salcedo	.166	59	199	10	33	3	0	0	12	0	0	4	6	40	5	4	5

Queuri Raul Peralta, RHP

Ht.: 6-1; Wt.: 190; Bats: Right; Throws: Right

Resides: Santiago, DR

Signed By: Pedro Silverio

Acquired: Signed as a non-drafted free agent, 4-30-03

Career Notes: Attended Instituto Platon (Santiago, DR) School.

Born: 2-9-84 in Santiago, DR

Opening Day Age: 20

YEAR CLUB	W-L	ERA	G	GS	CG	SHO	SV	IP	H	R	ER	HR	HB	BB	SO	WP	BK
2003 Salcedo	2-3	5.99	16	1	0	0	0	29.0	30	25	18	1	3	9	20	6	0

Honeudis Pereyra, RHP

Ht.: 5-11; Wt.: 160; Bats: Right; Throws: Right

Resides: Santo Domingo, DR

Signed By: Josue Herrera (Indians)

Acquired: Selected in Minor League Phase of 2003 Rule 5 Draft from Cleveland's Akron roster

Career Notes: Signed by the Cleveland Indians as a non-drafted free agent, 6-13-01...posted the 2nd-best ERA on the team in 2003, allowing just 12 earned runs in 41.2 innings of relief for a 2.59 ERA for Mahoning Valley...named NY-Penn League Pitcher of the Week for Aug. 25-31 after earning 1 save in 7.0 scoreless innings.

Born: 3-3-81 in Azua, DR

Opening Day Age: 23

YEAR CLUB	W-L	ERA	G	GS	CG	SHO	SV	IP	H	R	ER	HR	HB	BB	SO	WP	BK
2001 Dominican-Indians 1	2-0	2.30	20	0	0	0	1	31.1	27	17	8	0	1	19	33	9	1
Dominican-Indians 2	2-2	2.38	15	5	0	0	0	41.2	20	15	11	1	10	42	62	4	2
2002 Burlington (N.C.)	4-2	2.73	10	0	0	0	1	26.1	9	10	8	0	2	22	46	3	0
Columbus	1-2	9.00	8	0	0	0	0	11.0	10	12	11	2	2	10	9	1	1
2003 Mahoning Valley	1-1	2.59	21	0	0	0	1	41.2	32	16	12	0	4	27	51	3	0
Minor League Totals	10-7	2.96	74	5	0	0	3	152.0	98	70	50	3	19	120	201	20	4

Alwin O. Perez, INF

Ht.: 6-0; Wt.: 160; Bats: Left; Throws: Right

Resides: Chitre Herrera, Panama

Signed By: Luis Cordoba

Acquired: Signed as a non-drafted free agent, 9-3-03

Born: 4-4-87 in Chitre Herrera, Panama

Opening Day Age: 17

YEAR CLUB	AVG	G	AB	R	H	2B	3B	HR	RBI	SH	SF	HP	BB	SO	SB	CS	E
(2004 will be his first year in professional baseball)																	

Elvis Amaury Perez, RHP

Ht.: 6-0; Wt.: 200; Bats: Right; Throws: Right

Resides: Dajabon, DR

Signed By: Pedro Silverio

Acquired: Signed as a non-drafted free agent, 5-30-03

Career Notes: Went 0-3 with a team-high 7.65 ERA in 15 games (1 start) for Salcedo in 2003.

Born: 2-22-85 in Dajabon, DR

Opening Day Age: 19

YEAR CLUB	W-L	ERA	G	GS	CG	SHO	SV	IP	H	R	ER	HR	HB	BB	SO	WP	BK
2003 Salcedo	0-3	7.65	15	1	0	0	0	20.0	21	20	17	3	4	16	16	6	0



Robert Anderson Perez, RHP

Ht.: 5-11; **Wt.:** 175; **Bats:** Right; **Throws:** Right
Resides: Santo Domingo, DR
Signed By: Pedro Silverio

Born: 7-28-83 in Santo Domingo, DR
Opening Day Age: 20

Acquired: Signed as a non-drafted free agent, 11-21-02

Career Notes: Graduated Xavier Billini School in Dominican Republic, 1994.

YEAR CLUB	W-L	ERA	G	GS	CG	SHO	SV	IP	H	R	ER	HR	HB	BB	SO	WP	BK
2003 Salcedo	0-0	4.61	10	0	0	0	0	13.2	12	9	7	0	1	12	9	2	0

Paul Anthony Phillips, C

Ht.: 5-11; **Wt.:** 185; **Bats:** Right; **Throws:** Right
Resides: Bailey, Miss.
Signed By: Dennis Woody

Born: 4-15-77 in Demopolis, Ala.
Opening Day Age: 26

Acquired: Selected in 9th round of 1998 June Free Agent Draft

Career Notes: Graduated West Lauderdale (Collinsville, Miss.) High, 1995...lettered in football and baseball...graduated Meridian (Miss.) Community College, 1997...attended the University of Alabama where he played center field for the Crimson Tide...spent 1st pro season at Spokane where he caught 59 games and finished with the 10th-best batting average in the league (.308) in 1998...named the top prospect in the Northwest League by *Baseball America* and was selected to the league's post-season All-Star team...earned a late-season promotion to Wilmington (A)...was named the MVP of the Carolina League playoffs as the Blue Rocks won the Mills Cup Championship...hit .357 (5-for-14) in the final series against Winston-Salem and was named the 7th-best prospect by *Baseball America* following the season...was on the Royals 40-man roster to begin the 2001 season...was outrighted off the 40-man roster on 10-11-01...missed the 2001 and 2002 seasons with a right elbow injury...was limited to just 17 games in 2003.

YEAR CLUB	AVG	G	AB	R	H	2B	3B	HR	RBI	SH	SF	HP	BB	SO	SB	CS	E
1998 Spokane	.308	59	234	55	72	12	2	4	25	0	1	4	18	19	12	1	10
Wilmington	.400	2	5	0	2	0	0	0	2	0	1	0	0	1	0	0	0
1999 Wichita	.267	108	393	58	105	20	2	3	56	3	3	2	26	38	8	9	10
2000 Wichita	.292	82	291	49	85	11	5	4	30	1	4	1	21	22	4	5	9
2001	(Injured - Did Not Play)																
2002	(Injured - Did Not Play)																
2003 Arizona (Rookie)	.462	4	13	3	6	2	0	1	2	0	0	0	1	0	0	0	1
Wilmington	.239	13	46	1	11	1	0	0	6	0	0	1	1	6	0	1	1
Minor League Totals	.286	268	982	166	281	46	9	12	121	4	9	8	67	86	24	16	31

Kirk Marcus Pierce, C

Ht.: 6-3; **Wt.:** 200; **Bats:** Right; **Throws:** Right
Resides: Murrieta, Calif.
Signed By: Phillies

Born: 5-26-73 in Scottsdale, Ariz.
Opening Day Age: 30

Acquired: Signed as a Minor League free agent, 9-19-03

Career Notes: Graduated from Westminster (Calif.) High, 1991...attended Long Beach State University...selected by the Philadelphia Phillies in the 9th round of the 1995 June Free Agent Draft...sustained injuries that caused him to miss several games in each of his 1st 5 professional seasons...missed most of the 1997 season after fracturing his left leg in a home plate collision...caught all 19 innings in Reading's 6-5 win over Trenton on 6-14-98...released by the Phillies in March 2000 and signed with Fargo-Moorhead of the Independent Northern League in May 2000...signed by the Seattle Mariners, 1-30-01 and released in March 2001...signed by the New York Yankees, 5-17-01...released in June 2001 and signed with Fargo-Moorhead of the Independent Northern League in June 2001...posted a career-high .318 mark with 17 homers and 63 RBI for Fargo in 2002...signed with Schaumburg of the Independent Northern League in May 2003...finished 3rd on the club in average in 2003 while leading the Flyers in home runs (15) and RBI (72).

YEAR CLUB	AVG	G	AB	R	H	2B	3B	HR	RBI	SH	SF	HP	BB	SO	SB	CS	E
1995 Batavia	.218	30	101	18	22	5	1	0	7	1	0	6	10	23	0	0	5
1996 Piedmont	.253	67	198	22	50	12	0	2	28	1	2	12	22	43	0	1	5
1997 Clearwater	.265	24	68	9	18	1	1	1	5	1	0	3	3	13	0	0	1
1998 Reading	.253	80	265	31	67	12	0	6	29	2	1	4	41	63	0	0	8
Scranton	.077	4	13	2	1	0	0	0	0	2	0	1	3	2	0	0	3
1999 Reading	.259	83	255	37	66	10	0	9	40	0	5	10	42	56	4	4	5
2000 Fargo-Moorhead	.271	81	269	59	73	18	1	13	48	1	1	13	45	48	0	0	10
2001 Norwich	.286	12	28	5	8	2	0	1	4	0	0	5	4	8	0	0	3
Fargo-Moorhead	.278	57	216	28	60	10	0	8	33	0	0	9	18	62	0	0	11
2002 Fargo-Moorhead	.318	87	314	56	100	19	1	17	63	1	6	7	49	62	1	0	9
2003 Schaumburg	.305	82	295	59	90	27	1	15	72	0	1	5	36	59	0	0	11
Minor League Totals	.274	607	2022	326	555	116	5	72	329	9	16	75	273	439	5	5	71

Brandon Lawayne Powell, 2B

Ht.: 6-0; Wt.: 185; Bats: Left; Throws: Right

Resides: Johnsonville, S.C.

Signed By: Spencer Graham

Acquired: Selected in 8th round of 2003 June Free Agent Draft

Career Notes: Graduated Johnsonville (S.C.) High, 1998...attended Coastal Carolina University and was a member of 3-straight Big South Conference champion teams...as a senior, he led the Chanticleers in average (.364) with 5 homers and 46 RBI...also stole a career-high 30 bases...was a 2nd team selection to the 2003 All-Big South Conference squad...finished his collegiate career as the school's all-time leader in hits (303), doubles (65), at bats (880), games played (239) and total bases (455)...led the Arizona League with 15 triples in his 1st professional season, while also ranking among the league leaders in extra base hits (2nd, 32), runs (2nd, 49), RBI (3rd, 46), average (5th, .330), stolen bases (5th, 16) and slugging percentage (5th, .583)...named Arizona League Player of the Week for June 30-July 6.

Born: 8-15-80 in Florence, S.C.

Opening Day Age: 23

YEAR CLUB	AVG	G	AB	R	H	2B	3B	HR	RBI	SH	SF	HP	BB	SO	SB	CS	E
2003 Arizona (Rookie)	.330	52	218	49	72	13	*15	4	46	2	4	2	27	40	16	6	10

Jose Miguel Quinones, INF

Ht.: 5-11; Wt.: 180; Bats: Right; Throws: Right

Resides: Guayacanes, DR

Signed By: Pedro Silverio

Acquired: Signed as a non-drafted free agent, 2-19-03

Career Notes: Graduated Liceo Meliton Sanchez (Guayacanes, DR) School.

Born: 12-2-84 in Guayacanes, DR

Opening Day Age: 19

YEAR CLUB	AVG	G	AB	R	H	2B	3B	HR	RBI	SH	SF	HP	BB	SO	SB	CS	E
2003 Salcedo	.183	42	109	6	20	0	2	0	9	0	1	0	4	25	2	2	4

Luis Jose Rodriguez, LHP

Ht.: 5-8; Wt.: 160; Bats: Left; Throws: Left

Resides: Dajabon, DR

Signed By: Pedro Silverio

Acquired: Signed as a non-drafted free agent, 5-12-03

Career Notes: Graduated Aminilla School in Dajabon.

Born: 8-14-84 in Dajabon, DR

Opening Day Age: 19

YEAR CLUB	W-L	ERA	G	GS	CG	SHO	SV	IP	H	R	ER	HR	HB	BB	SO	WP	BK
(2004 will be his first year in professional baseball)																	

Carlos Mayi Rosa, RHP

Ht.: 6-0; Wt.: 165; Bats: Right; Throws: Right

Resides: San Francisco de Macoris, DR

Signed By: Luis Silverio and Pedro Silverio

Acquired: Signed as non-drafted free agent, 11-29-01

Career Notes: Appeared in 10 games (9 starts) for the Gulf Coast Royals in 2002, his 1st professional season...went 0-4 with a 6.19 ERA...led the 2003 Royals rookie club in innings pitched (69.1) and starts (11), tied for 1st in strikeouts (54) and tied for 2nd in wins (5).

Born: 9-21-84 in San Francisco de Macoris, DR

Opening Day Age: 19

YEAR CLUB	W-L	ERA	G	GS	CG	SHO	SV	IP	H	R	ER	HR	HB	BB	SO	WP	BK
2002 Gulf Coast	0-4	6.19	10	9	0	0	0	32.0	52	32	22	3	2	12	11	3	1
2003 Arizona (Rookie)	5-3	3.63	15	11	0	0	0	69.1	79	36	28	4	4	18	54	9	1
Minor League Totals	5-7	4.44	25	20	0	0	0	101.1	131	68	50	7	6	30	65	12	2

Julio Cesar Rosario, RHP

Ht.: 6-0; Wt.: 165; Bats: Right; Throws: Right

Resides: La Romana, DR

Signed By: Luis Silverio and Rafael Vasquez

Acquired: Signed as a non-drafted free agent, 9-3-01

Career Notes: Attended Escuela San Pedro (La Romana, DR) School.

Born: 11-17-83 in La Romana, DR

Opening Day Age: 20

YEAR CLUB	W-L	ERA	G	GS	CG	SHO	SV	IP	H	R	ER	HR	HB	BB	SO	WP	BK
2002 Salcedo	0-8	8.87	18	8	0	0	0	47.2	74	58	47	2	7	20	34	4	4
2003 Arizona (Rookie)	1-0	11.49	13	0	0	0	0	15.2	18	24	20	3	2	13	8	2	0
Minor League Totals	1-8	9.52	31	8	0	0	0	63.1	92	82	67	5	9	33	42	6	4

Roy Aldon (Chip) Runyon III, RHP

Ht.: 6-2; Wt.: 190; Bats: Right; Throws: Right

Resides: Suffolk, Va.

Signed By: Spencer Graham

Acquired: Signed as a non-drafted free agent, 7-15-02

Career Notes: Graduated Greenbriar Christian Academy (Chesapeake, Va.), 1998...graduated with degree in Business Management from Virginia Tech, 2002...named Tidewater Conference of Independent Schools MVP and 1st team all-state after going 8-0 with a 0.86 ERA as a high school senior...also played 3rd base and batted .378 with 36 RBI...was a preseason honorable mention all-America pick by *High School Baseball USA* magazine...played his 1st 3 seasons at Nansemond River High School where he went 7-2 with a 2.68 ERA...was team MVP as a junior and earned all-district, all-region and honorable mention all-state honors as a sophomore...was a member of 2 Atlantic 10 Conference champion teams and 1 Big East Conference championship club at Virginia Tech...underwent right shoulder surgery prior to the 2003 season.

Born: 9-27-80 in Portsmouth, Va.

Opening Day Age: 23

YEAR CLUB	W-L	ERA	G	GS	CG	SHO	SV	IP	H	R	ER	HR	HB	BB	SO	WP	BK
2002 Gulf Coast	1-1	2.03	11	2	0	0	0	31.0	22	9	7	1	1	3	28	1	0
2003									(Injured - Did Not Play)								
Minor League Totals	1-1	2.03	11	2	0	0	0	31.0	22	9	7	1	1	3	28	1	0

Darwinson Jose Salazar, OF

Ht.: 6-3; Wt.: 175; Bats: Right; Throws: Right

Resides: Miranda, Venezuela

Signed By: Juan Indriago and Wilmer Castillo

Acquired: Signed as a non-drafted free agent, 3-9-00

Career Notes: Attended Gabriel Munoz (Miranda, Venezuela) High...hit his 1st career home run and drove in a career-high 18 runs for the Royals rookie advanced club in the Arizona League in 2003.

Born: 12-12-82 in Miranda, Venezuela

Opening Day Age: 21

YEAR CLUB	AVG	G	AB	R	H	2B	3B	HR	RBI	SH	SF	HP	BB	SO	SB	CS	E
2000 Salcedo	.197	21	61	13	12	3	1	0	5	1	0	1	5	20	2	1	-
2001 Salcedo	.240	62	204	27	49	4	5	0	16	-	-	-	18	41	18	10	8
2002 Gulf Coast	.218	35	101	11	22	5	1	0	6	2	0	3	14	32	3	0	1
2003 Arizona (Rookie Adv.)	.262	44	141	21	37	7	2	1	18	2	3	4	18	45	5	4	5
Minor League Totals	.237	162	507	72	120	19	9	1	45	5	3	8	55	138	28	15	14

Pedro Luis Saldana, C

Ht.: 6-0; Wt.: 200; Bats: Right; Throws: Right

Resides: Santo Domingo, DR

Signed By: Daurys Nin and Pedro Silverio

Acquired: Signed as a non-drafted free agent, 5-2-03

Career Notes: Graduated Colegio San Santiago (Santo Domingo, DR) School, 2002.

Born: 2-10-84 in Santo Domingo, DR

Opening Day Age: 20

YEAR CLUB	AVG	G	AB	R	H	2B	3B	HR	RBI	SH	SF	HP	BB	SO	SB	CS	E
2003 Salcedo	.210	41	119	12	25	3	0	0	8	1	1	2	4	14	0	2	5

Angel Luis Sanchez, SS/2B

Ht.: 6-1; Wt.: 170; Bats: Right; Throws: Right

Resides: Las Piedras, PR

Signed By: Johnny Ramos

Acquired: Selected in 11th round of 2001 June Free Agent Draft

Career Notes: Graduated Florencia Garcia (Las Piedras, PR) High, 2001...spent the 2003 season with Burlington, setting career highs in average (.270) and RBI (35) while adding his 1st 2 professional home runs...after batting just .236 with 15 RBI in the 1st half, he raised his average to .296 with 36 runs and 20 RBI in the 2nd half...hit .337 with 16 runs scored in 22 games during the month of August...led Burlington with a .325 road batting average.

Born: 9-20-83 in Humaco, PR

Opening Day Age: 20

YEAR CLUB	AVG	G	AB	R	H	2B	3B	HR	RBI	SH	SF	HP	BB	SO	SB	CS	E
2001 Gulf Coast	.242	30	95	10	23	4	0	0	6	2	0	0	6	28	3	1	6
2002 Gulf Coast	.251	49	175	21	44	4	0	0	12	5	3	4	10	24	9	2	11
2003 Burlington	.270	106	408	54	110	8	1	2	35	6	3	4	28	52	14	5	23
Minor League Totals	.261	185	678	85	177	16	1	2	53	13	6	8	44	104	26	8	40

Riquelmi Sanchez, LHP

Ht.: 6-1; Wt.: 170; Bats: Left; Throws: Left

Resides: Puerto Plata, DR

Signed By: Pedro Silverio

Acquired: Signed as a non-drafted free agent, 11-14-03

Career Notes: Graduated Lauriana Espinal (Puerto Plata, DR) School.

Born: 11-25-85 in Puerto Plata, DR

Opening Day Age: 18

YEAR CLUB	W-L	ERA	G	GS	CG	SHO	SV	IP	H	R	ER	HR	HB	BB	SO	WP	BK
(2004 will be his first year in professional baseball)																	

Chad Roque Santos, 1B

Ht.: 5-11; Wt.: 220; Bats: Left; Throws: Left

Resides: Kaneohe, Hawaii

Signed By: Dave Herrera and Eric Tokunaga

Acquired: Selected in 22nd round of 1999 June Free Agent Draft

Career Notes: Graduated St. Louis (Honolulu, Hawaii) High, 1999...was 2nd in the Gulf Coast League with 35 RBI in 1999...led the Northwest League in home runs (14) and strikeouts (103), tied for 1st with 32 extra base hits, was 2nd in RBI (47) and total bases (127), 3rd in doubles (18) and 4th in slugging percentage (.476) in 2000...his 62 assists were tied for the most in the league by a 1st baseman...led Burlington in home runs (16), RBI (83), doubles (32) and walks (52) in 2001...was 2nd in games (121) and at bats (444)...batted .240 for Wilmington in 2002 with 9 home runs and 54 RBI...named Carolina League Player of the Week for Aug. 8-14...put together a solid season for Wichita in 2003, his 1st at the Double A level...batted .270 with 11 home runs and 49 RBI in 111 games...batted .328 in 16 games in May and hit at a .318 clip in 26 games in August.

Born: 4-28-81 in Honolulu, Hawaii

Opening Day Age: 23

YEAR CLUB	AVG	G	AB	R	H	2B	3B	HR	RBI	SH	SF	HP	BB	SO	SB	CS	E
1999 Gulf Coast	.271	48	177	20	48	9	0	4	35	1	1	1	12	54	1	0	8
2000 Charleston	.209	59	187	16	39	9	2	4	18	2	1	0	27	62	0	1	7
Spokane	.251	73	267	40	67	18	0	*14	47	3	0	2	36	*103	1	0	13
2001 Burlington	.252	121	444	58	112	32	0	16	83	1	3	6	52	101	0	1	14
2002 Wilmington	.240	110	379	46	91	21	0	9	54	6	2	6	46	122	0	0	11
2003 Wichita	.270	111	396	48	107	21	3	11	49	1	3	3	35	116	3	0	13
Minor League Totals	.251	522	1850	228	464	110	5	58	286	14	10	18	208	558	5	2	66

Matthew Edward (Matt) Schweitzer, LHP

Ht.: 6-1; Wt.: 190; Bats: Left; Throws: Left

Resides: McHenry, Ill.

Signed By: Royals

Acquired: Signed as a Minor League free agent, 9-10-03

Career Notes: Graduated Johnsburg (Ill.) High, 1996...graduated Olivet Nazarene (Bourbonnais, Ill.) University, 2000...went 15-1 for Olivet in 2000, as the Tigers won the Chicagoland Collegiate Athletic Conference regular season championship and the NCCAA National Championship...was named an NAIA second-team All-American as a senior...signed by Richmond of the Independent Frontier League, July 2000...played 4 seasons with the Roosters, posting a 17-6 career record with a 2.65 ERA and setting the club's career strikeout mark...went 4-1 with a 1.11 ERA and 96 strikeouts in 2003.

Born: 11-11-78 in Chicago, Ill.

Opening Day Age: 25

YEAR CLUB	W-L	ERA	G	GS	CG	SHO	SV	IP	H	R	ER	HR	HB	BB	SO	WP	BK
2000 Richmond	0-0	3.29	15	0	0	0	2	27.1	23	13	10	3	2	13	26	3	0
2001 Richmond	5-3	2.64	39	1	0	0	3	71.2	58	25	21	2	6	20	79	3	0
2002 Richmond	8-2	4.29	39	0	0	0	0	50.1	66	30	24	2	1	7	55	0	0
2003 Richmond	4-1	1.11	51	0	0	0	3	64.2	45	12	8	2	2	15	96	2	0
Minor League Totals	17-6	2.65	144	1	0	0	8	214.0	192	80	63	9	11	55	256	8	0

Walter Rolando Sevilla, 2B

Ht.: 5-8; Wt.: 170; Bats: Right; Throws: Right

Resides: Miami, Fla.

Signed By: Jon Weil

Acquired: Selected in 34th round of 2003 June Free Agent Draft

Career Notes: Graduated Coral Gables (Fla.) High, 1999...graduated Palm Beach (Fla.) Community College, 2001...drafted by the Milwaukee Brewers in the 30th round of the 2000 June Free Agent Draft but did not sign...named conference player of the year and conference defensive player of the year in 2001 after batting .375 with 22 doubles, 5 home runs, 50 RBI and 20 stolen bases...also earned all-conference honors and was named the defensive player of the year in 2000 after batting .370 with 22 doubles, 2 home runs and 41 RBI...attended the University of Tennessee where he led the team with 74 hits and ranked 2nd with a .330 average in 2002...stole a team-high 25 bases which ranked 4th in the SEC, while ranking 3rd in the league with 6 triples...led the Volunteers with 19 doubles in 2003...moved to 2nd base after playing shortstop for Tennessee in 2002.

Born: 8-24-81 in Managua, Nicaragua

Opening Day Age: 22

YEAR CLUB	AVG	G	AB	R	H	2B	3B	HR	RBI	SH	SF	HP	BB	SO	SB	CS	E
2003 Arizona (Royals Adv.)	.257	40	148	28	38	8	3	0	10	1	0	4	18	22	11	0	9



James Albert Shanks, OF

Ht.: 6-0; **Wt.:** 180; **Bats:** Right; **Throws:** Right
Resides: Appling, Ga.
Signed By: Balos Davis

Born: 1-26-79 in Appling, Ga.
Opening Day Age: 24

Acquired: Selected in 21st round of 1998 June Free Agent Draft

Career Notes: Graduated Solomon Christian (North Augusta, S.C.) High, 1998...tied for 2nd in the Northwest League in stolen bases (24) in 2001...led Burlington in hits (152), at bats (515), stolen bases (26) and bunt singles (20) in 2002...also finished 2nd in runs (81), total bases (204), games played (126) and multi-hit games (36)...tied for 5th in the Midwest League in hits and tied for 3rd on the Bees single-season list...tied a league record with 4 doubles at South Bend on July 2 and recorded 2 5-hit games (5-5 at Beloit, June 26 and 5-6 vs. Clinton, Aug. 28)...hit at a career-high .301 clip for Wilmington in 2003 to rank 5th in the Carolina League...also led the Blue Rocks with 21 stolen bases...was placed on the Disabled List with a broken ring finger on his left hand on 4-20-03 and was activated on 6-12-03...put together a team-best 11-game hitting streak from July 9-20...batted .336 with 4 doubles, 1 triple, 1 home run, 8 RBI, 23 runs and 12 stolen bases in 28 games in the month of July.

YEAR CLUB	AVG	G	AB	R	H	2B	3B	HR	RBI	SH	SF	HP	BB	SO	SB	CS	E
1998 Gulf Coast	.264	42	144	21	38	9	0	0	13	0	1	3	18	26	10	1	1
1999 Spokane	.258	69	260	41	67	9	0	0	29	11	1	3	19	52	19	5	8
2000	(Injured - Did Not Play)																
2001 Spokane	.295	67	251	39	74	7	3	0	13	10	2	6	21	50	24	5	4
2002 Burlington	.295	126	515	81	152	26	4	6	53	12	5	6	51	94	26	11	7
2003 Wilmington	.301	85	346	54	104	15	2	2	23	1	1	4	28	71	21	8	6
Minor League Totals	.287	389	1516	236	435	66	9	8	131	34	10	22	138	293	100	30	26

Justin Shores Sherman, RHP

Ht.: 6-4; **Wt.:** 195; **Bats:** Right; **Throws:** Right
Resides: Las Vegas, Nev.
Signed By: Keith Snyder

Born: 12-6-80 in San Diego, Calif.
Opening Day Age: 23

Acquired: Signed as non-drafted free agent, 6-8-03

Career Notes: Graduated Durango (Las Vegas, Nev.) High, 1999...graduated Dixie (St. George, Utah) Junior College, 2001...attended University of Nevada-Reno...helped guide his high school team to the 1999 Nevada State Championship...twice selected in MLB's Amateur Draft and did not sign: selected by the Texas Rangers in the 28th round of the 1999 draft and selected by the Florida Marlins in the 35th round of the 2000 draft...was a member of the JUCO World Series runner-up squad at Dixie in 2001...was named most outstanding pitcher for the tournament...posted an 8-5 record with a 5.11 ERA in 17 starts at Reno as a junior in 2003...led the team in innings (111.0) and complete games (3), while tying for the team lead with 79 strikeouts...decided to forgo his senior season and sign with the Royals...went 3-2 for the Royals rookie club in 2003 with a 4.41 ERA in 12 games (8 starts)...tied for 2nd on the team with 8 starts.

YEAR CLUB	W-L	ERA	G	GS	CG	SHO	SV	IP	H	R	ER	HR	HB	BB	SO	WP	BK
2003 Arizona (Rookie)	3-2	4.41	12	8	0	0	1	49.0	51	24	24	1	1	10	40	3	0

Shaun Allen Shiery, LHP

Ht.: 6-4; **Wt.:** 180; **Bats:** Left; **Throws:** Left
Resides: Katy, Texas
Signed By: Royals

Born: 12-8-78 in Houston, Texas
Opening Day Age: 25

Acquired: Contract purchased from Alexandria in the Independent Central League, 8-5-03

Career Notes: Attended Tarleton State (Stephenville, Texas) University where he was primarily an outfielder...signed by Montgomery of the Independent All American Association in June 2001 and went 6-4 with a 3.55 ERA...signed by the Tampa Bay Devil Rays, 9-13-01 and pitched the 2002 season for the Charleston RiverDogs, going 1-2 with a 3.72 ERA in 22 relief outings...was released by Tampa Bay, 3-20-03...signed by Alexandria in the Independent Central League in May 2003...went 10-3 with a 2.37 ERA for the Aces and was leading the league in innings (129.1) and ranked 2nd in wins (10), strikeouts (118) and complete games (6) when he was signed by the Royals on 8-5-03...made his Burlington debut by earning a 4-0 win over the Dayton Dragons on Aug. 9, allowing just 4 hits over 7.0 innings...went 2-0 with a 1.32 ERA in 2 starts for the Bees before being promoted to Wichita on Aug. 20...made 3 relief outings for the Wranglers, going 0-1 and allowing 3 runs in 3.0 innings of work.

YEAR CLUB	W-L	ERA	G	GS	CG	SHO	SV	IP	H	R	ER	HR	HB	BB	SO	WP	BK
2001 Montgomery	6-4	3.55	15	14	2	0	0	96.1	92	43	38	2	14	29	98	14	4
2002 Charleston, S.C.	1-2	3.72	22	0	0	0	0	36.1	43	19	15	1	5	14	31	0	0
2003 Alexandria	10-3	2.37	18	18	6	1	0	129.1	117	40	34	1	14	27	118	6	2
Burlington	2-0	1.32	2	2	0	0	0	13.2	16	6	2	0	1	3	7	0	0
Wichita	0-1	9.00	3	0	0	0	0	3.0	3	3	3	0	0	2	3	0	0
Minor League Totals	19-10	2.97	60	34	8	1	0	278.2	271	111	92	4	34	75	257	20	6



C
R
E
A
T
I
O
N
S

 M
E
D
I
A

 G
U
I
D
E

 R
O
Y
A
L
S

 M
E
D
I
A

 G
U
I
D
E

Heriberto (Eddie) Solis, 3B

Ht.: 5-11; **Wt.:** 185; **Bats:** Right; **Throws:** Right
Resides: San Diego, Calif.
Signed By: Gary Johnson

Born: 9-19-84 in Los Angeles, Calif.
Opening Day Age: 19

Acquired: Selected in 39th round of 2003 June Free Agent Draft

Career Notes: Graduated Eastlake (Chula Vista, Calif.) High, 2003...lettered in baseball and football in high school.

YEAR CLUB	AVG	G	AB	R	H	2B	3B	HR	RBI	SH	SF	HP	BB	SO	SB	CS	E
2003 Arizona (Rookie)	.259	27	58	12	15	5	2	3	9	0	0	1	6	14	1	0	2

Rolando Benito Soto, RHP

Ht.: 6-1; **Wt.:** 200; **Bats:** Right; **Throws:** Right
Resides: Santo Domingo, DR
Signed By: Daurys Nin

Born: 4-19-83 in Santo Domingo, DR
Opening Day Age: 20

Acquired: Signed as a non-drafted free agent, 3-19-03

Career Notes: Graduated Campamento 16 de Agosto (Santo Domingo, DR) School, 2002.

YEAR CLUB	W-L	ERA	G	GS	CG	SHO	SV	IP	H	R	ER	HR	HB	BB	SO	WP	BK
2003 Salcedo	0-1	6.88	13	0	0	0	0	17.0	24	15	13	0	2	8	7	0	1

Kenard Kenta Springer, OF

Ht.: 5-11; **Wt.:** 205; **Bats:** Right; **Throws:** Right
Resides: Nettleton, Miss.
Signed By: Mark Willoughby

Born: 9-18-83 in Tupelo, Miss.
Opening Day Age: 20

Acquired: Selected in 8th round of 2002 June Free Agent Draft

Career Notes: Graduated Nettleton (Miss.) High, 2002 where he lettered in baseball, football, basketball and track...was an all-state running back in football...batted .346 with 3 home runs and 39 RBI for the Royals rookie club in 2003...ranked 2nd on the team in doubles (15), 4th in average and tied for 3rd in RBI...cousin Bill Hall is a shortstop in the Milwaukee organization.

YEAR CLUB	AVG	G	AB	R	H	2B	3B	HR	RBI	SH	SF	HP	BB	SO	SB	CS	E
2002 Gulf Coast	.189	38	95	11	18	2	0	0	2	2	0	3	9	13	5	1	5
2003 Arizona (Rookie)	.346	49	182	35	63	15	1	3	39	0	4	5	10	20	7	4	6
Minor League Totals	.292	87	277	46	81	17	1	3	41	2	4	8	19	33	12	5	11

Leon (Bernard) Stephens, OF

Ht.: 6-0; **Wt.:** 185; **Bats:** Left; **Throws:** Right
Resides: North Augusta, S.C.
Signed By: Spencer Graham

Born: 11-11-79 in Augusta, Ga.
Opening Day Age: 24

Acquired: Selected in 32nd round of 2002 June Free Agent Draft

Career Notes: Graduated Midland Valley (Langley, S.C.) High, 1998...graduated Virginia State University with a degree in Mechanical Engineering Technology...hit .447 with 6 home runs and 35 RBI for the Trojans in 2002 and was 23-for-23 in stolen bases...was a 3-time All-Central Intercollegiate Athletic Association selection at Virginia State...spent the entire 2003 campaign with Burlington...batted just .153 with 12 RBI in the 1st half of the season, but hit .318 with 22 RBI in the 2nd half...tied Angel Sanchez for the team's longest hitting streak of the year with a 16-game streak from Aug. 3-22...batted .279 (25-for-66) with 4 doubles, 1 triple, 7 RBI and 14 runs during that stretch...tied for 3rd in the Midwest League with 17 outfield assists.

YEAR CLUB	AVG	G	AB	R	H	2B	3B	HR	RBI	SH	SF	HP	BB	SO	SB	CS	E
2002 Spokane	.238	64	206	35	49	7	3	1	19	1	2	7	36	61	15	10	4
2003 Burlington	.245	121	432	64	106	15	5	2	34	5	2	3	41	106	24	12	7
Minor League Totals	.243	185	638	99	155	22	8	3	53	6	4	10	77	167	39	22	11

Brad Allen Stiles, LHP

Ht.: 6-5; **Wt.:** 235; **Bats:** Left; **Throws:** Left
Resides: Lamar, Colo.
Signed By: Craig Struss

Born: 2-9-81 in Lamar, Colo.
Opening Day Age: 23

Acquired: Selected in 17th round of 1999 June Free Agent Draft

Career Notes: Graduated Lamar (Colo.) High, 1999...named Colorado 3A Player of the Year in 1999...led the Northwest League with 15 games started and was 2nd in wins in 2000...went 4-0 with 4 saves and a 3.40 ERA in 38 games for Wilmington in 2002...was on the Disabled List from June 29-July 27 with a strained groin...spent most of the 2003 season with Wilmington where he was 2-2 with 2 saves and a 2.41 ERA in 26 relief outings...also received 2 promotions to Wichita, going 0-0 with a



10.64 ERA in 8 games... was placed on the Disabled List on 8-21-03 with a strained left shoulder and did not pitch the remainder of the season.

YEAR CLUB	W-L	ERA	G	GS	CG	SHO	SV	IP	H	R	ER	HR	HB	BB	SO	WP	BK
1999 Gulf Coast	0-1	1.80	4	0	0	0	1	5.0	3	3	1	0	1	3	5	0	0
2000 Charleston	1-5	6.45	6	4	0	0	0	22.1	25	19	16	3	3	12	11	3	0
Spokane	8-3	3.78	15	*15	0	0	0	78.2	76	42	33	3	7	39	44	6	0
2001 Burlington	5-5	5.04	30	6	0	0	0	60.2	61	45	34	3	1	33	49	5	3
Wilmington	0-0	0.00	1	0	0	0	0	0.2	1	0	0	0	1	1	2	1	0
2002 Wilmington	4-0	3.40	38	0	0	0	4	50.1	44	21	19	3	2	21	49	3	1
2003 Wilmington	2-2	2.41	26	0	0	0	2	37.1	32	12	10	1	0	18	40	3	1
Wichita	0-0	10.64	8	0	0	0	0	11.0	21	14	13	1	1	7	7	1	0
Minor League Totals	20-16	4.26	128	25	0	0	7	266.0	283	156	126	14	16	134	207	22	5

Myreon Romel (Mel) Stocker, OF

Ht.: 5-10; Wt.: 160; Bats: Switch; Throws: Right

Born: 8-15-80 in Tucson, Ariz.

Resides: Tucson, Ariz.

Opening Day Age: 23

Signed By: Mike Brown

Acquired: Selected in 16th round of 2001 June Free Agent Draft

Career Notes: Graduated Cholla (Ariz.) High, 1998...graduated Pima (Ariz.) Community College...attended Arizona State University where he batted .298 as a Sun Devil...finished 2nd in the Northwest League in runs (48) and 3rd in stolen bases (26) in 2002...spent the majority of the 2003 season with Burlington, where he tied for 2nd in the Midwest League in runs (85), tied for 3rd in triples (9) and tied for 5th in stolen bases (36)...also led the club with 13 bunt singles, 8 sacrifice hits and 15 hit by pitch...set a franchise record for most times being hit by a pitch in a single season and tied for 6th on the single-season list for triples...compiled a .992 fielding percentage for the Bees, ranking 1st among all Midwest League outfielders (2 errors in 258 chances)...batted .319 with 2 home runs and 13 RBI in 51 home games...hit at a .358 clip (19-for-53) during a season-high 14-game hitting streak from May 1-19...was promoted to Wilmington on 8-7-03 and hit .232 in 20 games for the Blue Rocks.

YEAR CLUB	AVG	G	AB	R	H	2B	3B	HR	RBI	SH	SF	HP	BB	SO	SB	CS	E
2001 Spokane	.233	28	73	10	17	2	2	0	7	1	0	0	14	20	4	2	7
2002 Spokane	.224	61	210	48	47	7	2	2	14	2	2	11	27	35	26	12	3
2003 Burlington	.273	103	403	85	110	16	9	3	33	8	2	15	46	48	36	5	2
Wilmington	.232	20	56	6	13	0	1	0	8	1	1	0	3	12	5	0	1
Minor League Totals	.226	212	742	149	187	25	14	5	62	12	5	26	90	115	71	19	13

Michael Jerome Stodolka, LHP

Ht.: 6-2; Wt.: 210; Bats: Left; Throws: Left

Born: 9-24-81 in Fontana, Calif.

Resides: Laughlin, Nev.

Opening Day Age: 22

Signed By: Gary Johnson

Acquired: Selected in 1st round (4th overall) of the 2000 June Free Agent Draft

Career Notes: Graduated Centennial (Corona, Calif.) High, 2000...was 10-0 with a 0.67 ERA as a senior, allowing 24 hits and 27 walks in 52.0 innings with 111 strikeouts...also hit a California Interscholastic Federation record 18 home runs in 2000 to move his 2-year total to 35...was the 4th overall pick in the 2000 draft, becoming the highest draft pick in club history (KC also took pitcher Jeff Austin with the 4th pick in 1998)...was the 1st high school pitcher to be taken with the Royals 1st pick since Mike Jones was taken with the 21st overall selection in 1977...finished his 1st professional season with a combined 0-3 record with a 3.24 ERA in 10 games (7 starts) for the Gulf Coast Royals and Charleston...spent the 2001 season with Burlington, going 3-8 with a 4.67 ERA in 20 starts...began the season at extended spring training camp to get conditioned after having mononucleosis over the winter...dropped his final 6 decisions of the season over an 8-start stretch from July 8-Aug. 31...finished 8-14 with a 5.27 ERA in 27 starts for Burlington in 2002...allowed the most runs in the league (109) and finished 2nd in losses (14)...led the staff in strikeouts with 105...pitched the 1st complete game of his career on 8-19-02 over the Fort Wayne Wizards (9.0 IP, 3 H, 1 ER)...made 5 starts for Wilmington in 2003 before sustaining an injury to his left elbow...was placed on the Disabled List on 5-6-03 and underwent season-ending Tommy John surgery.

YEAR CLUB	W-L	ERA	G	GS	CG	SHO	SV	IP	H	R	ER	HR	HB	BB	SO	WP	BK
2000 Gulf Coast	0-3	2.68	9	6	0	0	0	37.0	31	18	11	1	2	16	32	3	1
Charleston	0-0	7.71	1	1	0	0	0	4.2	3	4	4	0	0	4	0	0	0
2001 Burlington	3-8	4.67	20	20	0	0	0	94.1	105	67	49	9	7	30	49	6	0
2002 Burlington	8-14	5.27	27	27	1	0	0	148.2	173	*109	87	15	6	51	105	11	0
2003 Wilmington	2-1	3.00	5	5	0	0	0	21.0	15	8	7	0	0	9	10	0	0
Minor League Totals	13-26	4.65	62	59	1	0	0	305.2	327	206	158	25	15	110	196	20	1

Ignacio Daniel (Danny) Tamayo, RHP

Ht.: 6-1; Wt.: 240; Bats: Right; Throws: Right

Born: 6-3-79 in Miami, Fla.

Resides: Miami, Fla.

Opening Day Age: 24

Signed By: Jason Bryans

Acquired: Selected in 10th round of 2001 June Free Agent Draft

Career Notes: Graduated Ransom Everglades (Miami, Fla.) High, 1997...received Bachelor of Arts Degree in Business from Notre Dame, 2001...was named 1st team All-Big East following his senior season with the Irish in 2001...helped lead the Irish to the Big East regular season championship...tied a Wilmington record in 2002 with 14 wins in a single season and tied for the league lead in wins...also finished 6th in the league with a 2.77 ERA...led the team with 108 strikeouts, including an 11-strikeout performance at Winston-Salem on June 25...was selected Carolina League Pitcher of the Week for Aug. 15-21 and won his final 9 regular-season decisions...lost Game 2 in the Northern Division Championship Series...was honored as the Blue Rocks co-Player of the Year with outfielder Byron Gettis...led Wichita in starts (26) and innings pitched (154.0) in 2003, while ranking 2nd in wins (11) and strikeouts (95)...was named Texas League Pitcher of the Week for May 5-11 after going 2-0 with a 1.50 ERA in 12.0 innings...selected to the Texas League's mid-season All-Star Game.

YEAR CLUB	W-L	ERA	G	GS	CG	SHO	SV	IP	H	R	ER	HR	HB	BB	SO	WP	BK
2001 Spokane	3-3	4.54	14	14	1	0	0	67.1	60	39	34	7	2	16	64	3	0
2002 Wilmington	+14-4	2.77	23	20	0	0	0	123.1	121	48	38	13	3	32	108	3	1
2003 Wichita	11-14	4.56	27	26	1	0	0	154.0	159	84	78	16	8	56	95	13	1
Minor League Totals	28-21	3.40	64	60	2	0	0	344.2	340	171	150	36	13	104	267	19	2

Nelson A. Taveras, RHP

Ht.: 6-2; Wt.: 180; Bats: Right; Throws: Right

Born: 2-6-83 in Dajabon, DR

Resides: Dajabon, DR

Opening Day Age: 21

Signed By: Luis Silverio and Pedro Silverio

Acquired: Signed as a non-drafted free agent, 8-9-99

Career Notes: Attended Liceo Manuel Arturo Machado (Dajabon, DR) School...led the Gulf Coast club and finished 4th in the league with a 1.80 ERA in 2002...also collected the 1st 2 saves of his pro career.

YEAR CLUB	W-L	ERA	G	GS	CG	SHO	SV	IP	H	R	ER	HR	HB	BB	SO	WP	BK
2000 Gulf Coast	2-2	5.02	19	2	0	0	0	28.2	25	17	16	2	2	23	25	3	0
2001 Gulf Coast	2-3	3.24	18	0	0	0	0	41.2	39	26	15	2	2	17	25	4	0
2002 Gulf Coast	3-2	1.80	15	5	0	0	2	50.0	49	18	10	0	3	7	36	8	0
2003 Arizona (Rookie)	0-0	3.00	1	0	0	0	1	3.0	2	1	1	0	0	1	0	1	0
Minor League Totals	7-7	3.06	53	7	0	0	3	123.1	115	62	42	4	7	48	86	16	0

David Amaury Tavaréz, RHP

Ht.: 6-3; Wt.: 190; Bats: Right; Throws: Right

Born: 1-13-82 in Santiago, DR

Resides: Cerro Alto, DR

Opening Day Age: 22

Signed By: Patrick Guerrero (Orioles)

Acquired: Signed as a Minor League free agent, 1-10-04

Career Notes: Signed as a non-drafted free agent by the Baltimore Orioles, 7-2-98...began his career by going 9-0 with a 2.14 ERA in 12 games (9 starts) for the Gulf Coast Orioles in 1999, his 1st professional season...released by Baltimore, 3-30-01...signed by the Seattle Mariners, 5-15-01...went on to post a career high 10 wins for the club's Dominican team...allowed just 27 earned runs in 90.2 innings for a 2.68 ERA...went 5-0 with a 3.24 ERA in 21 relief appearances for Everett in 2002...held opponents to a .206 batting average...was 3-0 with a 1.66 ERA over his 1st 14 games (4 ER, 21.2 IP) in 2002...made 1 appearance with Tacoma on 7-13-02.

YEAR CLUB	W-L	ERA	G	GS	CG	SHO	SV	IP	H	R	ER	HR	HB	BB	SO	WP	BK
1999 Gulf Coast-Orioles	9-0	2.14	12	9	0	0	0	67.1	60	22	16	2	7	12	55	4	2
2000 Bluefield	3-2	6.03	7	7	0	0	0	34.1	47	30	23	8	3	14	23	2	0
2001 Dominican-Manners	10-3	2.68	15	14	1	0	0	90.2	77	44	27	7	4	21	80	8	0
2002 Everett	5-0	3.24	21	0	0	0	0	33.1	26	15	12	3	2	17	29	1	0
Tacoma	0-0	9.00	1	0	0	0	0	1.0	1	1	1	1	0	0	1	0	0
2003																	
								(Did Not Play)									
Minor League Totals	27-5	3.14	56	30	1	0	0	226.2	211	112	79	21	16	64	188	15	0

Nelson Antonio (Reynoso) Trifolio, RHP

Ht.: 6-0; Wt.: 150; Bats: Right; Throws: Right

Born: 1-30-85 in Salcedo, DR

Resides: Salcedo, DR

Opening Day Age: 19

Signed By: Luis Silverio

Acquired: Signed as a non-drafted free agent, 4-27-02

Career Notes: Attended Emilio Tejera (Salcedo, DR) School...has yet to earn a professional win despite posting a 2.86 ERA through his 1st 2 seasons with Salcedo.

YEAR CLUB	W-L	ERA	G	GS	CG	SHO	SV	IP	H	R	ER	HR	HB	BB	SO	WP	BK
2002 Salcedo	0-1	4.73	4	4	0	0	0	13.1	19	8	7	1	0	3	14	2	0
2003 Salcedo	0-2	2.05	19	1	0	0	2	30.2	30	8	7	2	0	6	19	0	0
Minor League Totals	0-3	2.86	23	5	0	0	2	44.0	49	16	14	3	0	9	33	2	0



Mathew David Tipton, C

Ht.: 5-11; Wt.: 185; Bats: Left; Throws: Right
Resides: Concord, N.H.

Signed By: Steve Connelly

Acquired: Selected in 9th round of 2002 June Free Agent Draft

Career Notes: Graduated Concord (N.H.) High, 1999...lettered in baseball, basketball and football in high school...attended University of Massachusetts-Lowell, entering the draft following his junior season...was a 2nd-team Division II All-American as a junior after batting .363 with 8 home runs and 50 RBI and leading the River Hawks to the Division II World Series...tied for 7th in the Midwest League in 2003 by throwing out 38.5 percent (30 of 78) runners attempting to steal.

YEAR CLUB	AVG	G	AB	R	H	2B	3B	HR	RBI	SH	SF	HP	BB	SO	SB	CS	E
2002 Spokane	.271	51	170	26	46	7	0	2	23	3	2	4	22	22	3	0	3
2003 Burlington	.223	81	296	32	66	12	3	2	38	0	7	3	27	41	1	2	9
Minor League Totals	.240	132	466	58	112	19	3	4	61	3	9	7	49	63	4	2	12

David Dwight (Dave) Ullery, C

Ht.: 6-3; Wt.: 220; Bats: Left; Throws: Right
Resides: Brazil, Ind.

Signed By: Tony Levato

Acquired: Signed as a Minor League free agent, 3-29-03

Career Notes: Graduated Northview (Brazil, Ind.) High, 1993...received Bachelor's Degree in Criminology from Indiana State University, 1997...signed with the Anderson Lawman of the Independent Heartland League, 5-27-97...was released on 6-7-97 when he was selected by the Royals in the 29th round of the 1997 June Free Agent Draft...obtained by the Baltimore Orioles for a player to be named, 7-27-01...was released by the Orioles in July 2002 and signed with Duluth-Superior of the Independent Northern League in August 2002...spent most of the 2003 season with Wichita after signing with the Royals in March.

YEAR CLUB	AVG	G	AB	R	H	2B	3B	HR	RBI	SH	SF	HP	BB	SO	SB	CS	E
1997 Anderson	.313	6	16	5	5	2	0	0	2	0	0	0	4	4	0	0	0
Spokane	.217	12	23	1	5	0	0	1	4	0	0	1	5	5	0	0	0
Lansing	.159	18	44	5	7	1	2	1	10	0	1	1	13	16	0	0	1
1998 Wilmington	.193	74	202	16	39	5	0	3	22	10	5	2	21	66	1	1	3
1999 Wilmington	.231	60	199	20	46	18	0	2	27	0	4	2	18	70	0	0	1
2000 Wichita	.287	62	202	22	58	9	0	5	42	2	7	1	15	47	1	2	1
2001 Omaha	.157	17	51	4	8	1	1	0	1	1	0	1	5	20	1	0	4
Wichita	.286	12	42	8	12	3	0	0	9	0	0	0	6	6	0	0	0
Bowie	.283	14	53	3	15	3	0	2	12	0	1	1	1	15	0	0	2
2002 Bowie	.189	38	106	12	20	5	0	1	6	0	0	0	15	32	0	0	3
Duluth-Superior	.295	27	95	8	28	3	0	3	9	2	1	1	8	22	0	0	3
2003 Omaha	.400	2	5	1	2	1	0	0	1	0	0	0	0	1	0	0	0
Wichita	.202	37	119	12	24	3	0	0	12	1	1	0	8	30	0	0	3
Minor League Totals	.232	379	1157	117	269	54	3	18	157	16	20	10	119	334	3	3	21

Geraldo Valentin, SS

Ht.: 6-0; Wt.: 175; Bats: Right; Throws: Right
Resides: Rio Piedras, PR

Signed By: Mark Willoughby

Acquired: Signed as a non-drafted free agent, 6-25-03

Career Notes: Attended Southern Arkansas University...was the Gulf South Conference West Division Player of the Year in 2003 after hitting .376 with 10 home runs and 47 RBI...batted at a .352 clip for the club's rookie advanced team in the Arizona League in 2003, his 1st professional season.

YEAR CLUB	AVG	G	AB	R	H	2B	3B	HR	RBI	SH	SF	HP	BB	SO	SB	CS	E
2003 Arizona (Rookie Adv.)	.352	32	122	25	43	12	1	2	23	3	2	3	11	16	3	2	4

Eusebio Vasquez, C

Ht.: 6-0; Wt.: 170; Bats: Right; Throws: Right
Resides: Cabarete, DR

Signed By: Pedro Silverio

Acquired: Signed as a non-drafted free agent, 9-24-03

Career Notes: Graduated Escuela Sabaneta (Cabarete, DR) School, 2003.

YEAR CLUB	AVG	G	AB	R	H	2B	3B	HR	RBI	SH	SF	HP	BB	SO	SB	CS	E
2004	(2004 will be his first year in professional baseball)																

Born: 11-25-79 in Concord, N.H.
Opening Day Age: 24

Born: 12-16-74 in Brazil, Ind.
Opening Day Age: 29

Born: 9-8-82 in Rio Piedras, PR
Opening Day Age: 21

Born: 3-5-87 in Cabarete, DR
Opening Day Age: 17

Miguel A. Vega, 3B

Ht.: 6-3; Wt.: 205; Bats: Right; Throws: Right

Born: 7-31-85 in Guayama, PR

Resides: Arroyo, PR

Opening Day Age: 18

Signed By: Johnny Ramos

Acquired: Selected in 4th round of 2003 June Free Agent Draft

Career Notes: Graduated Carmen B. Huyke (Arroyo, PR) High, 2003...was a member of the Puerto Rico team that participated in the Big League World Series in 2002...also participated in the Perfect Game/Baseball America World Wood Bat Championships in Jupiter, Fla., in 2002.

YEAR CLUB	AVG	G	AB	R	H	2B	3B	HR	RBI	SH	SF	HP	BB	SO	SB	CS	E
2003 Arizona (Rookie)	.222	25	81	12	18	5	0	2	11	0	1	0	2	25	0	0	7

Reinaldo Daniel Velasquez, RHP

Ht.: 6-5; Wt.: 160; Bats: Right; Throws: Right

Born: 8-11-82 in Cumana, Venezuela

Resides: Cumana, Venezuela

Opening Day Age: 21

Signed By: Luis Silverio

Acquired: Signed as a non-drafted free agent, 11-11-98

Career Notes: Went 2-4 with a 3.06 ERA in 15 games (9 starts) for Salcedo in 2002...pitched a team-high 61.2 innings and led the team with 36 strikeouts...spent the 2003 season rehabbing from right elbow surgery.

YEAR CLUB	W-L	ERA	G	GS	CG	SHO	SV	IP	H	R	ER	HR	HB	BB	SO	WP	BK
1999 Salcedo	4-4	3.88	19	8	0	0	2	65.0	65	45	28	2	6	12	43	9	3
2000 Gulf Coast	1-0	5.63	6	2	0	0	0	16.0	15	11	10	0	0	8	15	0	0
Salcedo	1-1	5.40	3	3	0	0	0	15.0	17	14	9	0	1	3	10	0	2
2002 Salcedo	2-4	3.06	15	9	0	0	0	61.2	60	37	21	3	4	20	36	7	1
2003								(Injured - Did Not Play)									
Minor League Totals	8-9	3.88	43	22	0	0	2	157.2	157	107	68	5	11	43	104	16	6

Joan Manuel Veras, OF

Ht.: 6-2; Wt.: 180; Bats: Right; Throws: Right

Born: 10-25-84 in Santo Domingo, DR

Resides: Santo Domingo, DR

Opening Day Age: 19

Signed By: Pedro Silverio

Acquired: Signed as a non-drafted free agent, 6-13-02

Career Notes: Graduated Escuela Cruz Salmeron Acosta in Santo Domingo, DR.

YEAR CLUB	AVG	G	AB	R	H	2B	3B	HR	RBI	SH	SF	HP	BB	SO	SB	CS	E
2002 Salcedo	.198	39	111	5	22	7	1	0	11	1	1	0	8	44	4	2	11
2003 Salcedo	.193	34	88	10	17	4	2	0	6	0	0	0	6	32	0	0	8
Minor League Totals	.196	73	199	15	39	11	3	0	17	1	1	0	14	76	4	2	19

Eduardo E. Villacis, RHP

Ht.: 6-2; Wt.: 170; Bats: Right; Throws: Right

Born: 8-29-79 in Caracas, Venezuela

Resides: Mirando, Venezuela

Opening Day Age: 24

Signed By: Rolando de Lima and Jorge de Posada (Rockies)

Acquired: Obtained from the Colorado Rockies in exchange for RHP Bryan Rekar, 5-18-02

Career Notes: Graduated Instituto Victegui High School in Venezuela...lettered in baseball, basketball and volleyball in high school...signed by the Colorado Rockies as a non-drafted free agent, 5-14-98...obtained from Colorado in exchange for RHP Bryan Rekar and assigned to Wilmington on 5-18-02...went 2-1 with 1 save and a 2.25 ERA in 17 games before being placed on the Disabled List on 7-22-02 with shoulder soreness...made 42 appearances for Wilmington in 2003, tying Robbie Morrison for the team lead...went 3-0 in 4 starts for the Blue Rocks...went 2-0 with a 1.90 ERA in 7 games in June.

YEAR CLUB	W-L	ERA	G	GS	CG	SHO	SV	IP	H	R	ER	HR	HB	BB	SO	WP	BK
1998 Montalban	5-0	2.57	18	4	0	0	0	49.1	41	24	14	1	2	12	41	3	2
1999 Universidad	3-2	2.50	13	11	0	0	0	68.1	45	24	19	1	13	22	67	4	3
2000 Portland	0-0	0.00	5	0	0	0	1	4.1	4	1	0	0	0	3	4	0	0
Arizona Rookie Lg.	4-2	1.86	13	9	0	0	1	48.1	39	17	10	0	2	19	37	3	1
2001 Tri-City	4-1	4.26	11	0	0	0	0	19.0	14	9	9	2	1	8	20	1	0
Casper	1-0	0.00	1	1	0	0	0	6.0	5	1	0	0	0	2	3	0	0
2002 Asheville	1-0	1.89	11	1	0	0	0	19.0	12	4	4	2	1	2	8	1	0
Wilmington	2-1	2.25	17	0	0	1	28.0	19	8	7	2	0	10	15	3	0	
2003 Wilmington	6-2	2.62	42	4	0	0	2	92.2	78	36	29	4	2	28	64	6	0
Minor League Totals	26-8	2.47	131	30	0	0	5	334.2	257	124	92	12	21	106	259	21	6

Scott Allen Walter, C

Ht.: 6-1; Wt.: 200; Bats: Right; Throws: Right

Resides: Manhattan Beach, Calif.

Signed By: Frank Baez

Acquired: Selected in 3rd round of 2000 June Free Agent Draft

Career Notes: Graduated Loyola (Calif.) High, 1997...played college baseball at Loyola Marymount (Calif.) University...helped lead the Lions to 3 consecutive West Coast Conference titles...was named the 1998 WCC Player and Co-Freshman of the Year, as well as earning 1st-team all-conference honors...during league action he led the conference in RBI (48), slugging percentage (.794), total bases (85) and on-base percentage...enjoyed 1 of the greatest hitting performances in school history when he tied single-game school records with 3 home runs and 8 RBI in a 16-4 victory at San Francisco on 4-19-98...went 5-for-5 in the game and scored 4 runs...earned 2nd-team All-WCC honors in 1999 after hitting .337 with 9 home runs and 47 RBI...was an All-WCC selection and Johnny Bench National Collegiate Catcher of the Year finalist following his junior year in which he posted a .365 average and a team-high 19 homers...also paced the league with 155 total bases in 2000 and registered 5 multiple-homer games, including a 3-home run performance against Gonzaga on 5-7-00...belted 2 homers and knocked in 8 runs against Pepperdine in Game 1 of the WCC baseball championships...spent his 1st professional season with Spokane (A)...hit just .114 (4-for-35) with 2 RBI in 13 games for the Indians...was limited to 13 games because of an injury to his left thumb...participated in the Royals Florida Instructional League following the season...was a non-roster invitee to the 2001 Royals Spring Training camp...put together a 19-game hit streak from April 12-24, 2002 with Wilmington...was promoted to Wichita on 4-27-02 where he hit just .197 in 22 games...returned to Wilmington on 5-29-02...batted .455 (5-11) with 7 RBI in bases-loaded situations for the Blue Rocks and batted .319 (22-69) with 28 RBI with runners in scoring position...split the 2003 campaign between Wilmington and Wichita, combining to set career highs in average (.271), runs (50), hits (97), doubles (25) and RBI (55)...started the season at Wilmington and was promoted to Wichita on 6-18-03...named to the Carolina League mid-season all-star team, but did not play due to his promotion.

YEAR CLUB	AVG	G	AB	R	H	2B	3B	HR	RBI	SH	SF	HP	BB	SO	SB	CS	E
2000 Spokane	.114	13	35	2	4	1	0	0	2	1	1	0	1	10	1	0	0
2001 Burlington	.274	33	124	24	34	12	1	6	22	1	2	4	6	16	0	0	6
Wilmington	.249	60	201	19	50	9	0	7	33	2	1	9	18	36	1	0	6
2002 Wilmington	.261	60	222	21	58	19	0	4	35	2	2	3	16	46	1	0	9
Wichita	.197	22	71	6	14	2	0	1	7	0	1	0	6	12	0	1	0
2003 Wilmington	.272	52	191	29	52	12	0	5	34	2	1	2	13	27	0	0	5
Wichita	.269	48	167	21	45	13	1	5	21	1	1	7	7	36	1	1	2
Minor League Totals	.245	288	1011	122	257	68	2	27	154	9	9	25	67	183	4	2	28

Konrad Manuel Weitz, C

Ht.: 6-2; Wt.: 185; Bats: Right; Throws: Right

Resides: Cape Town, South Africa

Signed By: Luis Silverio and Mike Randall

Acquired: Signed as a non-drafted free agent, 7-23-01

Career Notes: Graduated Livingstone (Cape Town, South Africa) High, 2001...is 1 of 3 South Africans currently in the Royals Minor League system.

YEAR CLUB	AVG	G	AB	R	H	2B	3B	HR	RBI	SH	SF	HP	BB	SO	SB	CS	E
2002 Gulf Coast	.160	16	25	1	4	0	0	0	0	0	0	0	2	10	0	0	0
2003 Arizona (Rookie)	.125	7	8	0	1	1	0	0	0	0	0	0	0	2	0	0	0
Minor League Totals	.152	23	33	1	5	1	0	0	0	0	0	0	2	12	0	0	0

Christopher Joseph (Chris) White, LHP

Ht.: 6-1; Wt.: 190; Bats: Left; Throws: Left

Resides: Frankfort, Ohio

Signed By: Bob Mayer (Indians)

Acquired: Obtained on 11-6-03 by the Royals as the player to be named in a trade in which the Cleveland Indians received OF Trey Dyson and RHP Kieran Mattison in exchange for LHP Brian Anderson, 8-25-03

Career Notes: Graduated Frankfort Adena (Frankfort, Ohio) High...attended Kent State University...selected by the Cleveland Indians in the 20th round of the 2002 June Free Agent Draft.

YEAR CLUB	W-L	ERA	G	GS	CG	SHO	SV	IP	H	R	ER	HR	HB	BB	SO	WP	BK
2002 Mahoning Valley	0-2	5.00	14	0	0	0	0	18.0	19	15	10	1	2	11	12	3	0
2003 Mahoning Valley	1-1	4.87	14	0	0	0	0	20.1	23	13	11	2	0	9	23	1	0
Minor League Totals	1-3	4.93	28	0	0	0	0	38.2	42	28	21	3	2	20	35	4	0



George Wesley (Wes) Wilkerson Jr., RHP

Ht.: 6-3; **Wt.:** 200; **Bats:** Right; **Throws:** Right

Born: 9-11-76 in Nashville, Tenn.

Resides: Nashville, Tenn.

Opening Day Age: 27

Signed By: Earl Winn

Acquired: Signed as a non-drafted free agent, 6-21-00

Career Notes: Graduated David Lipscomb (Nashville, Tenn.) High, 1996...attended David Lipscomb (Nashville, Tenn.) University majoring in Graphic Design and Management...named to NAIA 1st team All-American team in 2000...began the 2002 season with Burlington before being promoted to Wilmington on 5-10-02...named Carolina League Pitcher of the Week for June 20-26...pitched a combined 1-hitter vs. Frederick on 6-23-02 (combined with Dusty Wrightsman and Robbie Morrison)...won 6 straight decisions from July 19-Aug. 14...earned the win in Game 1 of the Northern Division Championship Series...split the 2003 season between Wichita's bullpen and starting rotation...was 6-6 with a 5.37 ERA in 13 starts for the Wranglers, while posting 1 save and a 3.63 ERA in 19 relief outings after moving to the bullpen in June.

YEAR CLUB	W-L	ERA	G	GS	CG	SHO	SV	IP	H	R	ER	HR	HB	BB	SO	WP	BK
2000 Spokane	0-1	9.72	12	0	0	0	0	16.2	24	19	18	2	2	9	8	1	0
2001 Burlington	1-4	4.84	43	0	0	0	8	61.1	67	39	33	2	4	26	46	9	0
2002 Burlington	2-3	4.99	6	6	0	0	0	30.2	37	22	17	3	2	11	19	1	0
Wilmington	9-5	3.14	20	20	0	0	0	111.2	98	49	39	6	5	34	65	6	0
2003 Wichita	6-6	4.80	32	13	0	0	1	105.0	117	65	56	8	8	46	35	1	1
Minor League Totals	18-19	4.51	113	39	0	0	9	325.1	343	194	163	21	21	126	173	18	1

Dustin Lee (Dusty) Wrightsman, RHP

Ht.: 6-4; **Wt.:** 225; **Bats:** Right; **Throws:** Right

Born: 12-7-79 in Terre Haute, Ind.

Resides: Terre Haute, Ind.

Opening Day Age: 24

Signed By: Dennis Woody

Acquired: Selected in 26th round of 2000 June Free Agent Draft

Career Notes: Graduated Terre Haute (Ind.) High, 1998...attended Faulkner State (Bay Minnette, Ala.) Community College...named 2nd team Junior College All-American...went 9-4 with a 2.38 ERA in a team-leading 39 appearances for Wilmington in 2002...recorded 85 strikeouts and walked just 18...started and lost Game 3 of the Northern Division Championship Series...posted the top ERA in the Royals Minor League system...pitched in 4 games for the Scottsdale Scorpions in the Arizona Fall League following the 2002 season...spent the 1st part of the 2003 season with Wichita, going 4-4 in 20 games (10 starts) before joining the Wilmington Blue Rocks on July 18.

YEAR CLUB	W-L	ERA	G	GS	CG	SHO	SV	IP	H	R	ER	HR	HB	BB	SO	WP	BK
2000 Gulf Coast	1-3	5.64	8	5	0	0	0	22.1	25	14	14	3	0	12	15	1	2
2001 Burlington	5-6	4.29	34	4	0	0	0	79.2	90	43	38	6	3	22	54	5	2
2002 Wilmington	9-4	2.38	39	10	0	0	5	106.0	99	36	28	5	3	18	85	2	1
2003 Wichita	4-4	6.07	20	10	0	0	1	75.2	98	55	51	14	7	17	51	4	1
Wilmington	3-1	4.42	10	0	0	0	0	18.1	21	9	9	0	2	7	11	0	0
Minor League Totals	22-18	4.17	111	29	0	0	6	302.0	333	157	140	28	15	76	216	12	6

MEDIA



Media Relations Staff

Aaron Babcock

Director-Media Relations

Aaron Babcock enters his fourth season with the Royals, his second as Director-Media Relations. He was hired as Manager-Media Relations in November, 2000 and promoted to his current position on Jan. 13, 2003. Babcock's responsibilities include overseeing the day-to-day media requests, as well as the production and design of the Royals Media Guide and Game Day Magazine. He also works closely with Major League Baseball Advanced Media, directing the club's efforts on the team website, kcroyals.com.

Babcock joined the Royals after serving as an assistant sports information director at the University of Nebraska for over two years. While at Nebraska, Babcock handled media relations for the volleyball, baseball and men's basketball teams.

Prior to that, he served as the Sports Information Director at the University of Nebraska-Kearney from 1996-1998. A native of Auburn, Wash., Babcock, 30, graduated from UNK in 1996 with a Bachelor of Science in Journalism/Mass Communication. He and his wife, Kim, reside in Olathe, Kan., with their dog, Rusty.



Chris Stathos

Manager-Broadcast and Media Services

Chris Stathos is in her 25th year in the Royals organization and second as Manager-Broadcast and Media Services. Her primary responsibilities include coordinating the media credentials, Royals Alumni, Alumni Fantasy Camp, Royals Caravan and George Brett's media and fan requests. She also assists with the administrative functions of the Royals radio and television networks, as well as with production of the media guide and other publications.

Stathos joined the Royals as a secretary in the Public Relations department in 1979. She was promoted to Administrative Assistant in 1995, Media Relations Coordinator in 1998 and Manager of Media Services following the 2000 season.

Stathos received her Bachelor of Science Degree in Education from Washington (St. Louis) University. She resides in Leawood, Kan., with her husband George. They have a son, Mike.



Lora Grosshans

Manager-Media Relations

Lora Grosshans begins her fifth year with the Royals and second as Manager-Media Relations. She joined the Royals as a media relations intern in 2000 and was named Media Relations Coordinator prior to the 2001 season. She was promoted to her current position in 2003. Grosshans assists with the day-to-day media responsibilities, including game information and press releases, as well as all Royals publications.

Grosshans graduated summa cum laude from Kansas State University in December 1999 with a Bachelor of Science Degree in Journalism and Mass Communications. While at K-State, she worked three years in the sports information department and also spent a semester as a marketing intern with the United States Olympic Committee in Colorado Springs, Colo. She resides in Kansas City, Mo.



Media Relations Directory

Commissioners Office

Office: (212) 931-7800
Fax: (212) 949-5654
Richard Levin: 931-7878
Email: richard.levin@mlb.com
Patrick Courtney: 931-7878
Email: patrick.courtney@mlb.com
Phyllis Merhige: 931-7616
Email: phyllis.merhige@mlb.com

Anaheim Angels

Office: (714) 940-2014
Fax: (714) 940-2005
Tim Mead
Wk: (714) 940-2003
Email: tim.mead@angelsbb.com
Larry Babcock
Wk: (714) 940-2015
Email: larry.babcock@angelsbb.com

Baltimore Orioles

Office: (410) 685-9800
Fax: (410) 547-6272
Bill Steika
Wk: (410) 547-6156
Email: bsteika@oriolepark.com
Kevin Behan
Wk: (410) 547-6159
Email: kbehan@oriolepark.com

Boston Red Sox

Office: (617) 267-9440
Fax: (617) 375-0944
Kevin Shea
Wk: (617) 236-6613
Email: kshea@redsox.com
Glenn Geffner
Wk: (617) 236-6491
Email: ggeffner@redsox.com

Chicago White Sox

Office: (312) 674-1000
Fax: (312) 674-5116
Scott Reiert
Wk: (312) 674-5302
Email: sreiert@chisox.com
Bob Beghtol
Wk: (312) 674-5303
Email: bbeghtol@chisox.com

Cleveland Indians

Office: (216) 420-4200
Fax: (216) 420-4396
Bart Swain
Wk: (216) 420-4386
Email: BSwain@CleIndians.com
Curtis Danburg
Wk: (216) 420-4390
Email: CDanburg@CleIndians.com

Detroit Tigers

Office: (313) 471-2000
Fax: (313) 471-2138
Cliff Russell
Wk: (313) 471-2122
Email: cliff.russell@detroitigers.com
Brian Britten
Wk: (313) 471-2276
Email: brianbritten@detroitigers.com

Minnesota Twins

Office: (612) 375-1366
Fax: (612) 375-7473
Sean Harlin
Wk: (612) 375-7470
Email: seanharlin@twinsbaseball.com
Nike Herman
Wk: (612) 375-7404
Email: mikeherman@twinsbaseball.com

New York Yankees

Office: (718) 293-4300
Fax: (718) 293-8414
Rick Cerrone
Wk: (718) 579-4456
Email: rccerrone@yankees.com
Jason Zillo
Wk: (718) 579-4515
Email: jzillo@yankees.com

Oakland Athletics

Office: (510) 638-4900
Fax: (510) 532-1633
Jim Young
Wk: (510) 563-2380
Email: young@oaklandathletics.com
Nike Solleck
Wk: (510) 563-563-2233
Email: mselleck@oaklandathletics.com

Seattle Mariners

Office: (206) 346-4000
Fax: (206) 346-4400
Tim Hevly
Wk: (206) 346-4402
Email: thevly@seattlemariners.com
Matt Roebuck
Wk: (206) 346-4408
Email: mroebuck@seattlemariners.com

Tampa Bay Devil Rays

Office: (727) 825-3137
Fax: (727) 825-3111
Rick Vaughn
Wk: (727) 825-3242
Email: rvaughn@devilrays.com
Chris Castello
Wk: (727) 825-3160
Email: ccastello@devilrays.com

Texas Rangers

Office: (817) 273-5222
Fax: (817) 273-5110
Gregg Elkin
Wk: (817) 273-5241
Email: gelkin@texasarangers.com
Rich Rice
Wk: (817) 273-5204
Email: rrice@texasarangers.com

Toronto Blue Jays

Office: (416) 341-1300
Fax: (416) 341-1250
Jay Stenhouse
Wk: (416) 341-1248
Email: jaystnhouse@bluejays.ca
Nike Shaw
Wk: (416) 341-1303
Email: mike.shaw@bluejays.ca

Arizona Diamondbacks

Office: (602) 462-6500
Fax: (602) 462-6527
Mike Swanson
Wk: (602) 462-6530
Email: mswanson@arizonadiamondbacks.com
David Pape
Wk: (602) 462-6533
Email: dpape@arizonadiamondbacks.com

Atlanta Braves

Office: (404) 522-7630
Fax: (404) 614-1391
Greg Hughes
Wk: (404) 614-1305
Email: Greg.Hughes@turner.com
Adam Liberman
Wk: (404) 614-1379
Email: Adam.Liberman@turner.com

Chicago Cubs

Office: (773) 404-2827
Fax: (773) 404-4129
Sharon Pannoza
Wk: (773) 404-4021
Email: spannoza@cubs.com
Chuck Wasserstrom
Wk: (773) 404-4022
Email: cwasserstrom@cubs.com

Cincinnati Reds

Office: (513) 765-7800
Fax: (513) 765-7180
Rob Butcher
Wk: (513) 765-7090
Email: RButcher@cincyreds.com
Nike Vassallo
Wk: (513) 765-7091
Email: NVassallo@cincyreds.com

Colorado Rockies

Office: (303) 312-2325
Fax: (303) 312-2319
Jay Alves
Wk: (303) 312-2326
Email: jalves@coloradorockies.com
Billy Witter
Wk: (303) 312-2329
Email: witterb@coloradorockies.com

Florida Marlins

Office: (305) 626-7492
Fax: (305) 626-7302
Steve Scopes
Wk: (305) 626-7476
Email: scopes@flamarlins.com
Andrew Feinstein
Wk: (305) 626-7474
Email: afeinstein@flamarlins.com

Houston Astros

Office: (713) 259-8000
Fax: (713) 259-8981
Jimmy Stanton
Wk: (713) 259-8985
Email: jstanton@astros.com
Lisa Ramsperger
Wk: (713) 259-8988
Email: lramsparger@astros.com

Los Angeles Dodgers

Office: (323) 224-1500
Fax: (323) 224-1459
John Olguin
Wk: (323) 224-1301
Email: johno@ladodgers.com
Josh Rawitch
Wk: (323) 224-1344
Email: joshr@ladodgers.com

Milwaukee Brewers

Office: (414) 902-4400
Fax: (414) 902-4053
Jan Greenberg
Wk: (414) 902-4468
Email: jon@milwaukeebrewers.com
Jason Parry
Wk: (414) 902-4470
Email: jparry@milwaukeebrewers.com

Montreal Expos

Office: (514) 253-3434
Fax: (514) 253-8282
John Dever
Wk: (514) 251-3505
Email: jdever@montrealxpos.com
Monique Giroux
Wk: (514) 251-3521
Email: mgiroux@montrealxpos.com

New York Mets

Office: (718) 507-6387
Fax: (718) 639-3619
Jay Horwitz
Wk: (718) 565-4330
Email: jhorw@nymets.com
Shannon Dalton
Wk: (718) 565-4323
Email: sdalt@nymets.com

Philadelphia Phillies

Office: (215) 463-6000
Fax: (215) 389-3050
Larry Shank
Wk: (215) 218-5366
Email: lshank@phillies.com
Leigh Tobin
Wk: (215) 218-5245
Email: ltobin@phillies.com

Pittsburgh Pirates

Office: (412) 323-5000
Fax: (412) 325-4413
Jim Trdinich
Wk: (412) 325-4728
Email: jim.trdinich@pittsburghpirates.com
Dan Hart
Wk: (412) 325-4976
Email: dan.hart@pittsburghpirates.com

St. Louis Cardinals

Office: (314) 421-3060
Fax: (314) 982-7399
Brian Bartow
Wk: (314) 425-0623
Email: bman643@aol.com
Brad Hainje
Wk: (314) 425-0624
Email: bhainje@stlcardinals.com

San Diego Padres

Office: (619) 881-6500
Fax: (619) 497-5454
Luis Garcia
Wk: (619) 881-6509
Email: garca@padres.com
Nike Uhlenkamp
Wk: (619) 881-6542
Email: nuluhenkamp@padres.com

San Francisco Giants

Office: (415) 972-2000
Fax: (415) 972-2800
Jim Moorehead
Wk: (415) 972-2449
Email: jmoorehead@sfgiants.com
Blake Rhodes
Wk: (415) 972-2443
Email: blakerhodes@sfgiants.com



Royals Sports Television Network

The inception of the Royals Sports Television Network, LLC prior to the 2003 season marked the beginning of a new era in Royals television broadcasts. Once again in 2004, RSTN will distribute 100 regular season Royals telecasts to participating cable operators and satellite providers throughout the Royals television territory in order to enhance the Royals regional presence.

RSTN will reach nearly two million subscribers in Kansas, Missouri and Nebraska alone. In addition, KMCI-TV (Channel 38), sister station of KSHB-TV (Channel 41), will serve as RSTN's local over-the-air affiliate and will carry 14 games during the season including Opening Day and 13 road Sunday afternoon games. This season's package also includes 2 Spring Training telecasts.

RSTN has agreements with Time Warner Cable, Everest Connections, Sunflower Broadband, Unite, H & B Cable, Mid-State TV and Wilson Cable to carry Royals broadcasts on their cable systems. In addition, RSTN has a redistribution agreement with Fox Sports Net, which includes cable homes as well as DirecTV and Dish Network subscribers.



Paul Splittorff and Bob Davis will team up to call over 100 Royals games this season on the Royals Sports Television Network.



- ▶ Dan Glass, CEO
- ▶ Mark Gorris, President
- ▶ Neil Harwell, Vice President & General Manager
- ▶ David Witty, Vice President - Operations & Public Relations
- ▶ David Lazzo, Ad Sales Manager
- ▶ Sarah Chase, Traffic Manager
- ▶ Jim Buckle, Affiliate Relations Manager

A Look at Royals Broadcasters Through the Years



Dave Armstrong
1993-95



Bud Blattner
1969-73



Steve Busby
1996



Steve Shannon
1978-79



Denny Trease
1980-92



John Wathan
1996-97



Al Wisk
1980-82

Royals Radio Network

WHB 810 AM, a Union Broadcasting station, begins its 1st year as the Royals flagship station in 2004 after securing a 4-year agreement through the 2007 season. All regular-season Kansas City Royals games, as well as a 15-game Spring Training package, will be broadcast in the Kansas City area on WHB. In addition, all games beginning at 7 p.m. (CST) or later will be simulcast on KZPL 97.3 "The Planet."

WHB is also home to Major League Baseball's biggest events, including the Sunday Night Game of the Week, All-Star Game, Playoffs and World Series.

Union Broadcasting operates 3 stations in the Kansas City area: WHB 810 AM, KCTE 1510 AM and KZPL 97.3 FM. The locally owned company has ownership that includes Royals



Hall of Fame pitcher Jeff Montgomery and former Royals outfielder Brian McRae. The ownership also includes Kevin Keitzman, whose show "Between the Lines" will serve as a lead-in to a majority of Royals games.

WHB, "America's Largest All Sports Radio Station," operates with a 50,000 watt daytime signal that reaches Missouri, Kansas, Iowa, Nebraska and Oklahoma, and a 5,000 watt nighttime signal.

The Royals Radio Network can be heard throughout the Midwest with 80 affiliates in 7 states.



Denny Matthews, who will be inducted in the Royals Hall of Fame in August, enters his 36th season as the voice of the Royals, while Ryan Lefebvre will call his 6th season for Kansas City.

Royals Radio Network Affiliates - 82 Stations/7 States

ARKANSAS (2)

KREB-1190 Bentonville, AR
KASR-92.7 Conway, AR

IOWA (5)

KPSZ-940 Des Moines, IA
KVFD-1400 Fort Dodge, IA
KIIC-97.9 Osceola, IA
KMA-960 Shenandoah, IA
KJHK-106.9 Sioux Center, IA

KANSAS (35)

KVSV-1190 Beloit, KS
KSNP-97.7 Burlington, KS
KKOY-1460/105.5 Chanute, KS
KCLY-100.9 Clay Center, KS
KGGF-690 Coffeyville, KS
KXXX-790 Colby, KS

MISSOURI (27)

KGNO-1370 Dodge City, KS
KVOE-1400 Emporia, KS
KMDO-1600 Ft. Scott, KS
KOMB-103.9 Ft. Scott, KS
KIUL-1240 Garden City, KS
KAYS-1400 Hays, KS
KNZA-103.9 Hiawatha, KS
KBWB-1450 Hutchinson, KS
KALN-1370 Iola, KS
KJCK-1420 Junction City, KS
KLWN-1320 Lawrence, KS
KSCB-1270 Liberal, KS

MISSOURI (27)

KMAN-1350
KNGL-1540
KBBE-96.7
KLKC-1540/93.5
KKOW-860
KWLS-1290
KRSL-990
KCAV-95.9
KSAL-1150
KFLA-1310
WIBW-580
WULV-1420
KLEY-1130
KNSG-1240
KKLE-1550
KKOZ-1430/92.1
KYOO-1200/99.1
KBFL-99.9
KMAM-1530
KMoe-92.1
KREL-1420
KKWK-100.1
KDKD-1280/95.3
KTGR-1580
WHB-810
KZPL-97.3
KLWT-1230

MISSOURI (27)

Manhattan, KS
McPherson, KS
McPherson, KS
Parsons, KS
Pittsburg, KS
Pratt, KS
Russell, KS
Russell, KS
Salina, KS
Scott City, KS
Topeka, KS
Ulysses, KS
Wellington, KS
Wichita, KS
Winfield, KS
Ava, MO
Bolivar, MO
Buffalo, MO
Butler, MO
Butler, MO
California, MO
Cameron, MO
Clinton, MO
Columbia, MO
Kansas City, MO
Kansas City, MO
Lebanon, MO

MISSOURI (27)

KMMO-1300/102.9
KRMO-990
KOZX-98.1
KRMS-1150
KFEQ-680
KSSS-1050
KWTO-98.7
KTTN-1600
KTKS-95.1
KOKO-1450
KOZQ-1270

NEBRASKA (10)

KGMT-1310
KUTT-99.5
KMTY-97.7
KRWN-880
KLMS-1480
KOOQ-1410
KOMJ-590
KNLV-1060
KSID-1340/98.7

SOUTH DAKOTA (2)

KBFS-1450 Belle Fourche, SD
KYNT-1450 Yankton, SD

WYOMING (1)

KYDT-103.1 Sundance, WY

Marshall, MO
Monett, MO
Mountain Grove, MO
Osage Beach, MO
St. Joseph, MO
Sedalia, MO
Springfield, MO
Trenton, MO
Versailles, MO
Warrensburg, MO
Waynesville, MO

Fairbury, NE
Fairbury, NE
Holdrege, NE
Lexington, NE
Lincoln, NE
North Platte, NE
Omaha, NE
Ord, NE
Sidney, NE

The Royals Broadcast Team

Denny Matthews

Announcer

Denny Matthews will become the newest member of the Royals Hall of Fame in August as he celebrates his 36th season behind the microphone for the club in 2004. The "Voice of the Royals" has broadcast exclusively for the same team, without interruption, in 5 different decades.

Matthews has seen more Royals games than anyone else during his 35 years with Kansas City. He was chosen from more than 300 applicants for the number 2 announcer position alongside Bud Blattner prior to the Royals initial season in 1969, before taking over the number 1 job following the 1975 season. He teamed with Fred White on the Royals Radio Network from 1974-1998 before Ryan Lefebvre joined him in the booth in 1999.

The veteran broadcaster has also lent his play-by-play skills to the CBS Radio Network during portions of the regular season and during the 1982 and 1985 World Series.

Matthews graduated from Central Catholic High School in Bloomington, Ill., and was inducted into the school's Hall of Fame in August, 2001. He is a 1966 graduate of Illinois Wesleyan where he lettered in football and baseball for 3 years and finished 8th in the nation (NAIA) in pass receiving in 1965.

Prior to joining the Royals, Matthews worked for WMBD-TV and radio and KMOX-TV. His brother, Mike, is the radio analyst for Illinois State University basketball. Matthews, an avid collector of sports publications, enjoys playing golf and hockey. He resides in Leawood, Kan.

Ryan Lefebvre

Announcer

Ryan Lefebvre, 33, begins his 6th season as a Royals radio broadcaster and his 10th season in the Major League booth. Before joining the Royals for the 1999 season, he spent 4 seasons as a broadcaster for the Minnesota Twins. He was hired by Minnesota at the age of 24, one year after graduating from college. He worked both television and radio for the Twins and broadcast University of Minnesota football, hockey and volleyball.

The Los Angeles native graduated from Loyola High School in 1989 and began his broadcasting career as a freshman at the University of Minnesota at KUOM radio. He graduated from the University of Minnesota in 1994 where he was a 3-time All-Big Ten selection in baseball and established school records for hits, triples and at-bats. He was drafted in the 27th round of the 1993 June Free Agent Draft by the Cleveland Indians and played one season in the New York-Penn League.

Lefebvre is the son of former big league player and manager Jim Lefebvre. Actively involved in a number of Kansas City community activities, he is the founder of Gloves For Kids and the Footprints Foundation, which raises money for youth programs in Kansas and Missouri. He resides in Lake Winnebago, Mo.

Don Free

Manager-Radio Network Operations

Don Free will begin his 19th year as the producer/engineer of the Royals radio broadcasts, his first season as Manager-Radio Network Operations. Free worked for Stauffer-Morris for 31 years, spending the first 18 years at WIBW-TV in Topeka, before working for the radio network. He then worked for Entercom for 6 years, including work in the offseason as an engineer at KMBZ. Free also does freelance engineer work on area college football and basketball games.

Free resides in Topeka, Kan., with his wife, Sandy. He has 2 daughters, Kristin and Jennifer, a grandson, Zane and a granddaughter, Taylor.



The Royals Broadcast Team



Bob Davis **Announcer**

Bob Davis, a 10-time winner of the Kansas Sportscaster of the Year award, enters his 8th season as the play-by-play voice of the Royals television network. In addition to his work with the Royals, Davis has been the voice of the Kansas Jayhawks for the past 20 years.

Prior to his stint with the Jayhawks, Davis spent 16 years announcing Fort Hays State University games, earning a spot in the school's Athletic Hall of Fame. He has also been the radio voice for the NCAA women's Final Four basketball championships.

A native of Topeka, Davis graduated from Topeka West High School and Washburn University. He resides in Lawrence, Kan., with his wife, Linda, and son, Steven.



Paul Splittorff **Announcer**

Paul Splittorff returns to the television booth for his 17th season as the analyst on the Royals television network. The Royals Hall of Famer and all-time winningest pitcher in club history has worked in broadcasting since retiring in 1984.

He joined the Royals organization in 1968 and compiled a 166-143 record with a 3.81 ERA in 429 games during his 15-year playing career. In addition to recording the most wins in Royals history, the left-hander also owns the club record for starts (392) and innings pitched (2,554.2). He became Kansas City's first 20-game winner in 1973 and was inducted into the Royals Hall of Fame in 1987.

When Splittorff is not broadcasting Royals baseball, he keeps busy in the winter months broadcasting college basketball. He serves as an analyst for the Big 12 Conference and works locally on the telecast of Kansas State University and UMKC. His baseball and basketball broadcasting work are the result of his 2-sport (baseball and basketball) college days at Morningside College in Iowa.

Splittorff and his wife, Lynn, have a daughter, Jennifer and son, Jamie.



Fred White **Director-Broadcast Services & Royals Alumni**

Fred White continues to work with the Royals broadcast team as both Director-Broadcast Services & Royals Alumni in 2004, as well as a broadcaster for the Royals radio and television coverage.

White handles the Royals broadcast services and oversees the club's alumni group, which was started 3 years ago. He rejoined the organization in 2001 after serving as an announcer on the Royals Radio Network for 25 years from 1974-1998.

White has won numerous awards in the broadcast industry and has worked college basketball and football games for CBS, NBC, TBS, Raycom and ESPN. His voice is heard year-round as he continues to draw assignments in the Big 12 and Big 10. In addition, he serves as a host and reporter for Metro Sports, Kansas City's 24-hour sports channel.

A graduate of Eastern Illinois University, White has been named the Kansas Sportscaster of the Year several times. He and his wife, Barb, reside in Leawood, Kan. He has 3 children, Stacy, John and Joe Brett.

ROYALS REVIEW HISTORY RECORDS OFFICIALS MEMORIAL

Administrative Staff



Lance Buckley

Senior Director-Ticket Operations

Lance Buckley was named Senior Director-Ticket Operations following the 2002 season after joining the Royals in February, 2000 as Director-Ticket Operations. He leads the club's ticket operations and controls area, including financial oversight and support of sales functions. He previously served as the Assistant Athletic Director for Ticket Operations and Game Management at LSU from July, 1994 to February, 2000. He began his career in ticketing as the Director of Ticket Operations and Team Travel for the Oklahoma City 89er's baseball club from January, 1990 to July, 1994.

Buckley, a native of LaCrosse, Wis., graduated from LaCrosse Central High in May, 1985. He attended the University of Wisconsin where he earned his Bachelor of Arts Degree in Sociology in May, 1989.

He and his wife, Cate, had their first child, Hank, on Aug. 16, 2002. The family resides in Olathe, Kan.



Jim Edwards

Senior Director-Information Systems

Jim Edwards begins his seventh season with the Royals as Senior Director-Information Systems. In his role he oversees programming efforts, systems analysis and network operations.

Prior to working with the Royals, Edwards was the Manager of Information Management and Technology for Bushnell Sports Optics from 1993-96. He was the Director of Management Information Systems for Mayflower Contract Services from 1989-93 and a consultant for Data Systems International from 1985-89.

Edwards, a native and resident of Kansas City, Mo., earned his Bachelor of Science Degree in Chemistry from UMKC in 1971. He and his wife, Anna, have two sons, Matthew and Daniel.



John Luther

Senior Director-Controller

John Luther joined the Royals on April 27, 1998 as the club's Controller. His responsibilities include financial reporting and analysis, audit and tax compliance, budgeting, risk management and overseeing the revenue sharing audit process.

During his years with the Royals, Luther has served on the Vision 2000 Stadium renovation committee, as Chairman of the Royals Diversity Awareness committee, and he assisted in the 401K planning and investment process.

Luther worked at Pride Cleaners as the Vice President and Controller from 1989 to 1998 and was a staff accountant at Ernst and Young.

A native of Lawrence, Kan., Luther received his Bachelor of Science Degree in Accounting and Business Administration from the University of Kansas in 1988. Luther passed the Missouri CPA exam in 1993. He resides in Olathe, Kan., with his wife, Mary, and children, Madeline, Jack and Charlie.



Administrative Staff



Tom Pfannenstiel

Senior Director-Payroll, Benefits & Human Resources

Tom Pfannenstiel begins his 27th season with the Royals. He serves as the Senior Director-Payroll, Benefits & Human Resources, overseeing the club's human resources efforts, payroll, pensions, 401K plan and non-uniformed personnel pension plan. He joined the Royals in November, 1977 as the Director of Ticket Operations and Group Sales and was named Director-Payroll & Benefits Accounting in March, 1982. He was promoted to his current position in February, 2002.

Pfannenstiel worked for the CPA firm that handled the finances for the Kansas City Scouts Hockey club from 1974-76 prior to joining the Royals.

Pfannenstiel received his Bachelor of Science Degree in Business Administration from UMKC in 1974 after graduating from De La Salle (Kansas City, Mo.) High in 1969.

He and his wife, Carol, and son, Matt, reside in Lee's Summit, Mo.



Mike Phillips

Senior Director-Sales Development

Mike Phillips brings a broad baseball background and a wealth of sales experience to the Royals as Senior Director-Sales Development. He joined Kansas City on Oct. 22, 2001 after working for the Texas Rangers as the Director of Corporate Sponsorships from 1996-2000.

Phillips was originally selected in the 1st round of the 1969 Draft by the San Francisco Giants. He made his Major League debut with the Giants in 1973 and played 11 seasons in the Majors with the Mets, St. Louis, Montreal and San Diego. He had a .240 career average in 712 games playing 2nd and 3rd base and shortstop. Following his playing career, he was the Director of Sports Marketing for KRLD radio in Dallas from 1987-95.

Phillips graduated from MacArthur (Irving, Texas) High in 1969. He has been a member of the Dallas Fellowship of Christian Athletes for over 20 years. He and his wife, Sonja, have three children, Dane, Derek and Kyle.



Rick Amos

Director-Season & Group Ticket Sales

Rick Amos begins his second season as Director-Season & Group Ticket Sales, leading all season and group sales efforts for the Royals. He spent the previous three seasons as Director-Lancer Program.

Amos worked for Gateway, Inc., from 1990 to 2000 where he was involved in sales management, international expansion and development and opening of Gateway Country stores.

Amos received a degree in Business Administration and Marketing from Morningside College in Sioux City, Iowa in May, 1990, where he was a four-year letterwinner and two-time North Central Conference champion in track and field. He graduated from Indianola (Iowa) High in 1986.

Amos resides in Shawnee, Kan., with his wife, Barbara, and daughter, Sarah.

Administrative Staff



ROYALS REVIEW HISTORY RECORDS SCHEDULES SPONSORSHIPS TICKETS MEDIA



Christine Darr, Director-Ticket Services

Christine Darr assists in the management of the ticket office and with the daily ticket office functions as well as assist ticket sellers as the Director-Ticket Services. She was the Royals Ticket Office Manager from December, 1996 to November, 1998 before being promoted to her current position.

Darr brought a baseball background to the Royals organization after working for the Wichita Wranglers as the Operations Manager from November, 1995 to December, 1996 and for the Jamestown Jammers as the Business Manager from February, 1994 to May, 1995 and Assistant GM from May-November, 1995.

Darr received her Bachelor of Science Degree in Business Management from the State University of New York at Brockport in 1991. She graduated from Maple Grove (Bemus Point, N.Y.) High in 1987. She and her husband, Mike, reside in Independence, Mo., with their sons, Logan and Travis.



Joe Grigoli, Director-Season Ticket Services

Joe Grigoli is one of the senior members of the Royals front office staff as he has worked for the Royals organization for 31 years. During his tenure with the club, he has served as the Assistant Ticket Manager, Ticket Manager and Director-Season Ticket Services.

Prior to joining the Royals, he worked at Traders National Bank from 1963-73 and First National Bank from 1954-63.

Joe grew up in Kansas City and graduated from Glennon High in northeast Kansas City. He currently resides in Independence, Mo.



Kim Hillix, Director-Advertising & Promotions

Kim Hillix, Director-Advertising and Promotions, begins her seventh season with the Royals. She coordinates the club's advertising efforts as well as special events and promotions, including game-day giveaways, pregame ceremonies and radio-TV promotions. She joined the Royals in 1998 as the Marketing Intern and was named Marketing Coordinator later that year. She was promoted to Director-Advertising and Promotions in 2001.

Hillix graduated from the University of Missouri in 1997 with a degree in Broadcast Journalism. While attending Mizzou, she worked as a student assistant in the Missouri Sports Information Department as well as a sports intern at KMBC-Channel 9 in Kansas City.

Hillix graduated from Center (Kansas City, Mo.) High in 1994. She was named the Royals Associate Rookie of the Year in 1999 and currently resides in Kansas City, Mo.



Michele Kammerer, Director-Corporate Sponsorships

Michele Kammerer was named Director-Corporate Sponsorships in June, 2002 after serving as Director-Group Sales since 1998. She began her career with the Royals in 1996 as the Manager of Group Sales. As Director-Corporate Sponsorship, Michele is responsible for working with the Kansas City Royals corporate partners and luxury suite holders.

Kammerer brought a strong sales background to the Royals after working for Worlds and Oceans of Fun as an account executive, supervisor and Manager of Group Sales from 1991-95. She also worked as an account executive for the Kansas City Comets soccer team from 1988-1990.

Kammerer graduated from Northwest Missouri State in 1988 after attending Grandview (Mo.) High. She and her husband, Tom, reside in Overland Park, Kan., with their sons, Nicholas and Andrew.



Administrative Staff

ROYALS RECORDS DEPARTMENT OPERATIONS



Rodney Lewallen, Director-Stadium Operations

Rodney Lewallen oversees all construction and capital improvement projects at Kauffman Stadium and is responsible for all repairs and upkeep for the stadium, stadium services, 24-hour security, mail services and the telephone system.

Lewallen joined the Royals in 1996 as the Manager of Stadium Operations and was promoted to his current position in 1998. He worked for the Cleveland Indians as the Manager of Game Day staff from 1993-96 and was the Event Coordinator at Kemper Arena from 1991-93.

Lewallen earned his Bachelor of Science Degree from Pittsburg State University and Master of Science Degree in Sports Administration from Wichita State University. A native of Wichita, Kan., he graduated from Wichita Heights High and now resides in Kansas City, Mo.



Chris Richardson, Director-Event Operations & Guest Relations

Chris Richardson begins his sixth season in a full-time capacity with the Royals as Director-Event Operations & Guest Relations and 31st year working with the organization. He has also served as the Assistant Director of Event Personnel and as an event operations assistant with the Royals.

Richardson has an extensive background in education, having worked in the Raytown (Mo.) School District as a principal from 1994-99, assistant principal from 1990-94 and teacher from 1971-90.

Richardson received his B.S. and M.S. degrees from Central Missouri State University and his Administration Specialist Degree from UMKC. He graduated from DeSoto (Mo.) High in 1967.

Richardson resides in Kansas City, Mo., with his wife, Patty. They have two children, Joshua and Sarah.



David Szucs, Director-Game Entertainment

David Szucs enters his second season with the Royals as Director-Game Entertainment. In his role, Szucs oversees all in-game entertainment at Kauffman Stadium, including JumboTron features, scoreboard displays and the public address announcer.

Szucs came to the Royals from the Cleveland Indians, where he had worked as the Production Assistant in the Broadcasting and Marketing Department since 1996. He began his career with the Indians as an intern in 1994. The Cleveland native graduated from Ashland University in 1994 with a degree in Sports Communications/Radio and Television. He currently resides in Overland Park, Kan.



Shani Tate, Director-Community Relations

Shani Tate will develop and direct the club's overall community relations programs and initiatives in her fourth season as Director-Community Relations. She is also the Executive Director of Royals Charities, where she directs the programming and fund-raising efforts of the ballclub's official foundation, Royals Charities.

Tate joined the Royals organization in August, 1997 as an assistant in Baseball Operations. She was named the Special Markets Intern in November, 1997 and the Manager of Community Relations and Special Markets in October, 1998. She serves on the board of the Reviving Baseball in the Inner City Program, The Children's Place, Kansas City Harmony and Greater Kansas City Day.

A 1991 graduate of St. Teresa's Academy in Kansas City, Mo., Tate earned her Bachelor of Science Degree in Marketing from the University of Missouri in 1996 and her Master's Degree from the University of Missouri-Kansas City in 1998. She resides in Leawood, Kan.

Royals Associates



Ben Aken
Community Relations
Coordinator



Megan Barnes
Human Resources
Assistant



Betty Bax
Ticket Office
Coordinator



Anthony Bruce
Landscape Assistant



Kathy Butler
Telephone Services
Coordinator



Byron Clark
Stadium Operations
Technician



Andrew Coughlin
Ticket Office
Cashier



Chris DeRuyscher
Coordinator-Game
Entertainment &
Productions



Lynne Elder
Manager-Human
Resources



John Fields
Call Center Manager



Chris Frank
Manager-Stadium
Engineering



Larry Garrett
Mail Services
Coordinator



Dan Garrison
Stadium Operations
Technician



Joy Gibson
Corporate Sponsorship
Sales Sr. Account
Executive



Cindy Hamilton
Executive Administrative
Assistant



Carl Keenan
Group Sales
Account Executive



Sarah Kosfeld
Accounting Coordinator



Lisa Kresha
Manager-Ticket Office/
Concession Accounting



Mary Lee Martino
Season Tickets
Coordinator



Jeff Miller
Group Sales
Account Executive



Janet Milone
Senior Administrative
Assistant



Curt Nelson
Manager-Advertising &
Promotions



Louis Noble
Stadium Operations
Technician



Scott Novak
Manager-Client
Services Specialist



Ken Pepin
Stadium Operations
Technician



Royals Associates



Mike Rader
Stadium Operations
Technician



Emily Rand
Senior Administrative
Assistant



Becky Randall
Manager-Programming &
System Analyst



Sean Ritchie
Manager-Accounting



Marty Roe
Supervisor-Stadium
Operations Technicians



Vic Royal
Graphic Designer



Ginger Salem
Executive Administrative
Assistant



Byron Shores
Mascot Coordinator



Rachelle Smith
Group Sales
Account Executive



Bonnie Stalker
Programmer/Analyst
AS/400



Robin Taylor
Stadium Operations
Coordinator



Jacque Tschirhart
Ticket Office
Coordinator



Renee VanLaningham
Administrative
Assistant



Scott Wadsworth
Manager-Group Sales



Precious Washington
Administrative
Assistant



Johnny Williams
Manager-Stadium
Services



Margaret Willits
Payroll Administrator



Shelley Wilson
Accounting Coordinator

Not Pictured:
Morrie Carlson, Kauffman Stadium Tour Coordinator

Media Information

Contact the Royals Media Relations Department for any information and questions (interviews, photos, statistical or credential requests, news releases, etc.). Chris Stathos, Manager-Broadcast & Media Services (816-504-4361) is available to accommodate you.

Credentials honored at Kauffman Stadium include: valid Royals credentials, Baseball Writers Association of America and Major League Baseball working credentials.

To request credentials please contact Chris Stathos, Manager-Broadcast & Media Services, P.O. Box 419969, Kansas City, MO 64141-6969, 24 hours in advance of the requested date. Credential requests will be answered as time permits.

To pick up credentials please report on game day to the **Royals Ticket Office**. The ticket office is located on the south side of Kauffman Stadium adjacent to the front lobby. Daily or season credentials will be issued only to working members of the media. Credentials must be displayed while at Kauffman Stadium.

Parking credentials should be requested with press credentials and will be filled when available.

Media Tickets on a limited basis are available for sports and news personnel and must be requested by **2 p.m. the previous day**. For Saturday, Sunday and Monday games, the deadline is 2 p.m. the previous Friday. Requests for media tickets should be directed to Chris Stathos, Manager-Broadcast & Media Services, and may be picked up the day of the game at the Guest Ticket Window, also located on the south side of the stadium. The window opens 1 1/2 hours prior to the game. After picking up media tickets you should enter Kauffman Stadium through the press gate located on the south side adjacent to the main lobby. The Royals Media Relations Department and the press box are located on level 4, the parking lot is on level 3 and the clubhouses and field on level 1.

The **Press Box** is located on level 4 at Kauffman Stadium. Space is available for accredited members of the media on assignment only. The lower level is reserved for writers and radio broadcasters. The upper level is divided into individual broadcast booths for live coverage by television networks. Seats in the lower level will be assigned with members of the BBWAA in the front row. Other media will be assigned to row 2 and booths on the east side of the lower level. The press box also includes a writer's workstation.

The **Press Room** is located adjacent to the press box for a pregame meal (\$9.00 charge) and refreshments and is open for the media with appropriate credentials approximately 2 hours prior to the game and 2 hours and 30 minutes prior to the game when the Royals Sports Television Network televises the contest. Complete NOTES, STATISTICAL INFORMATION and LINEUPS are available approximately 2 hours prior to the game in the press box area.

Interview periods are arranged prior to and following Royals games through the Royals Media Relations Department.

Pregame: The manager, coaches and players are generally accessible during pregame on the field, in the dugout and in the clubhouse. Players are not available during stretching, and pregame interviews should not interfere with the players specific game preparations.

Media Relations Numbers:

Royals Switchboard 816-921-8000
FAX 816-921-5775

Dave Witty: davewitty@earthlink.net
Work 816-504-4713

Aaron Babcock: aaron.babcock@kcroyals.com
Work 816-504-4362

Chris Stathos: chris.stathos@kcroyals.com
Work 816-504-4361

Lora Grosshans: lora.grosshans@kcroyals.com
Work 816-504-4360

Press Box 921-8000 ext. 4920
..... or ext. 4921

Royals Fan Information Line 504-4700
Website: www.kcroyals.com

Mailing Address

P.O. Box 419969 • Kansas City, MO • 64141-6969

Delivery Address

One Royal Way • Kansas City, MO 64129



Manager Tony Pena is available to the media before games in the Royals dugout, usually around 4 p.m. prior to 7:10 p.m. games. He may also be available before the clubhouse opens upon special request through the Media Relations Department. We request that reporters and broadcasters leave the field and dugout area when infield practice begins and that photographers report to their assigned photo positions.

Manager Postgame: The Royals will conduct a postgame interview for the manager in the interview room on Level 1 immediately following each Royals home game. The postgame interview room is specifically designed for, but not limited to, the electronic media. This is the only area where the electronic media may interview the manager postgame. There will be no postgame radio or TV interviews allowed in the manager's office. Postgame interviews with all personnel should generally be related to the game.

The Royals Clubhouse will be open to the media with clubhouse credentials for a period of 3 1/2 hours prior to game time until 45 minutes prior to the game. For postgame interviews, the clubhouse will open approximately 10 minutes following the game. The Royals clubhouse will be closed between games of a doubleheader. There will be occasions when the Royals may request the clubhouse be cleared for team meetings and we ask your cooperation at these times. The player's lounge, training room and conditioning areas are closed to everyone except players and Royals officials. The dugout is off limits in accordance with American League rules during the game to everyone except the manager, coaches, players and certain club officials. Still photographers are not permitted in the clubhouse.

Photographers will be assigned to photo bays on the field at either end of each dugout or the bay located in the main press box. Photographers in the dugout field boxes should leave between innings only. Photos are allowed during batting practice, but photographers should remain in foul territory in the area behind the first and third base bags. Photographers should assume their assigned positions at the conclusion of batting practice.

Royals Pre-Game Schedule

	1:10 Games	6:10 Games	7:10 Games
Visitors Early BP	n/a	1:05-2:05 p.m.	2:05-3:05 p.m.
Early Work	n/a	2:20-2:50 p.m.	3:20-3:50 p.m.
Stretch	10:05 a.m.	3:05 p.m.	4:05 p.m.
Defensive Drills	10:20 a.m.	3:20 p.m.	4:20 p.m.
Royals Batting Practice	10:40-11:40 a.m.	3:40-4:40 p.m.	4:40-5:40 p.m.
Visitors Batting Practice	11:40 a.m.-12:25 p.m.	4:40-5:25 p.m.	5:40-6:25 p.m.
Royals Infield	12:25-12:35 p.m.	5:25-5:35 p.m.	6:25-6:35 p.m.
Visitors Infield	12:35-12:45 p.m.	5:35-5:45 p.m.	6:35-6:45 p.m.
Ground Crew	12:45-1:05 p.m.	5:45-6:05 p.m.	6:45-7:05 p.m.
Umpires/Managers Meet	1:05 p.m.	6:05 p.m.	7:05 p.m.
Game Time	1:10 p.m.	6:10 p.m.	7:10 p.m.

Baseball Writers Association of America - Kansas City Chapter

Dick Kaegel, Kansas City Star, Chairman

Bill Althaus, Independence Examiner	Jeff Flanagan, Kansas City Star
*Sid Bordman, Kansas City Star	Alan Hoskins, Kansas City Kansan
David Boyce, Kansas City Star	Dick Kaegel, Kansas City Star
Jim Bradford, Olathe Daily News	Holly Lawton, Kansas City Star
Kelly Bradham, Nevada Daily Mail	*Joe McGuff, Kansas City Star
Steve Brisendine, Associated Press	Rick Plumlee, Wichita Eagle
Scott Dochterman, St. Joseph News-Press	Joe Posnanski, Kansas City Star
Bob Dutton, Kansas City Star	Wright Thompson, Kansas City Star
Alan Eskew, Kansas City Kansan	Doug Tucker, Associated Press
Mike Fannin, Kansas City Star	Jason Whitlock, Kansas City Star

* - Gold Card Holder-Lifetime Honorary Membership

Royals Media Outlets

PRINT MEDIA

Associated Press

Doug Tucker, Steve Brisendine
215 W. Pershing
Kansas City, MO 64108
Ph: (816) 421-4844
Fax: (816) 421-3590

Independence Examiner

Karl Zinke (SE), Bill Althaus
410 S. Liberty
Independence, MO 64050
Ph: (816) 254-8600
Ph2: (816) 350-6316, 6314
Fax: (816) 254-0211

Kansas

Jeremy Banks (SE)
Alan Hoskins, Alan Eskew
8200 State Ave.
Kansas City, KS 66112
Ph: (913) 371-4300 ext. 2800
Fax: (913) 342-8620

Kansas City Star

Mike Fannin (SE)
Bob Dutton (T), Dick Kaegel
(NW), David Boyce, Jeff
Flanagan (C), Joe Posnanski (C),
Jason Whitlock (C)
1729 Grand
Kansas City, MO 64108
Ph: (816) 234-4141
Ph2: (816) 234-4355
Fax: (816) 234-4360

Lawrence Journal

Chuck Woodling (SE),
Gary Bedore
609 New Hampshire St.
PO Box 888
Lawrence, KS 66044
Ph: (785) 843-1000
Ph: (785) 832-7147
Fax: (785) 843-4512

Olathe Daily News

Jim Bradford (SE)
514 S. Kansas Ave.
Olathe, KS 66061
Ph: (913) 764-2211, 768-4082
Fax: (913) 764-2251

St. Joseph News-Press

Scott Dochterman (SE)
PO Box 29
St. Joseph, MO 64502
Ph: 800-779-6397
Ph2: 816-271-8552
Fax: 816-271-8692

Topeka Capital Journal

Kurt Caywood (SE), Ken Corbitt
616 SE Jefferson
Topeka, KS 66607
Ph: (816) 842-8144
Ph: (785) 295-1188
Fax: (816) 295-1230

Wichita Eagle

Kirk Seminoff (SE)
Rick Plumlee, Bob Lutz (C)
825 E. Douglas
Wichita, KS 67201
Ph: (316) 268-6251
Fax: (316) 268-6536

TELEVISION

Royals Sports

Television Network, LLC
Bob Davis, Paul Splittorff
Kauffman Stadium
One Royal Way
Kansas City, MO 64141
Ph: (816) 504-4713
Ph2: (816) 504-4041
Fax: (816) 921-5775

KCTV5 (CBS, Ch. 5)

"The Metro Sport Report"
Leif Lisee, Danyelle Sargent
PO Box 5555
Kansas City, MO 64109
Ph: (913) 677-5555
Ph2: (913) 677-7211
Fax: (913) 677-7296

KMBC (ABC, Ch. 9)

Len Dawson (SD), Karen
Kornacki, Bill Pikus, John
Crumley (Prod)
1049 Central
Kansas City, MO 64105
Ph: (816) 760-9343
Ph2: (816) 760-9315
Fax: (816) 421-4163

KSHB (NBC, Ch. 41)

Jack Harry (SD), Lisa Holbrook
KMCI (Ch. 38)
Sister Station of KSHB-Ch. 41
4720 Oak
Kansas City, MO 64112
Ph: (816) 932-0749
Ph2: (816) 932-0745
Fax: (816) 561-4181

KQTV (ABC, Ch. 2)

Chad Plein
40th & Faraon
St. Joseph, MO 64506
Ph: (816) 364-2222
Ph2: (913) 532-0950
Fax: (816) 364-3787

Metro Sports

Brad Porter, Dave Stewart,
John Denison (GM/Prod)
6550 Winchester
Kansas City, MO 64133
Ph: (816) 222-5380
Ph2: (816) 222-5655
Fax: (816) 358-5479

WDAF (Fox, Ch. 4)

Frank Boal (SD), Al Wallace,
Jason Lamb
3030 Summit
Kansas City, MO 64112
Ph: (816) 932-9211
Ph2: (816) 932-9212
Fax: (816) 932-9202

WIBW (CBS, Ch. 13)

Mark Ewing
631 S.W. Commerce Place
Topeka, KS 66615
Ph: (785) 272-7030, 6397
Fax: (785) 271-0481

RADIO

Royals Radio Network

Denny Matthews,
Ryan Lefebvre, Don Free
Kauffman Stadium
One Royal Way
Kansas City, MO 64141
Ph: (816) 504-4713
Fax: (816) 921-5775

WHB (810 AM, Flagship)

Chad Boeger (GM), Kevin Kietzman,
Todd Leabo, Frank Boal, Nate
Bukaty, Bob Fescoe, Soren Petro,
John Renshaw, Dave Stewart
6721 W. 121st Street
Overland Park, KS 66209
Ph: (913) 344-1500
Ph2: (913) 344-1551
Fax: (913) 344-1599

KCKN (1340 AM)

Dave Armstrong, Christian Vedder
11131 Colorado Ave.
Kansas City, MO 64137
Ph: (816) 763-2040
Ph2: (816) 763-6621
Fax: (816) 966-1055

61 SPORTS (KCSP, 610 AM)

Damon Amendolara, Doug Franz, Tim
Grunhard, Holden Kushner, Bill Maas,
Rhonda Moss, Jason Whitlock
4935 Belinder Rd.
Westwood, KS 66205
Ph: (913) 677-8998
Ph2: (913) 677-8976
Fax: (913) 677-8080

Royals Attendance Records

Attendance Highs & Lows

Season	Attendance	Opponent	Date
Single Game	2,477,700	n/a	1989
Day Game	41,860	New York	July 26, 1980
Night Game	41,329	Oakland	Sept. 21, 1980
Day Doubleheader	41,860	New York	July 26, 1980
T-N Doubleheader	35,295	California	June 20, 1971
Opening Day	42,039	Milwaukee	Aug. 8, 1983
4-Game Series	41,086	Toronto	April 8, 1985
3-Game Series	161,019	New York	July 21-24, 1988
2-Game Series	121,956	New York	July 25-27, 1980
Memorial Day	79,042	New York	July 24-25, 1978
Independence Day	41,189	Minnesota	May 29, 1989
Labor Day	40,804	Boston	July 4, 1988
Week Night	37,043	Minnesota	Sept. 3, 1984
Saturday Day	42,039	Milwaukee	Aug. 8, 1983
Saturday Night	38,944	Baltimore	July 18, 1987
Sunday	41,860	New York	July 26, 1980
Road Game	41,329	Oakland	Sept. 21, 1980
Municipal Stadium	73,303	at Cleveland	July 4, 1986
Lowest Municipal Stadium	36,623	Oakland	Aug. 3, 1971
	3,454	Minnesota	July 3, 1969

Kauffman Stadium

Single Game	41,860	New York	July 26, 1980
Doubleheader	42,039	Milwaukee	Aug. 8, 1983
All-Star Game	40,848	N.L. vs. A.L.	July 24, 1973
Championship Series	42,633	1980-Game 2	Oct. 9, 1980
World Series	42,380	1980-Game 3	Oct. 17, 1980
Lowest Game	6,180	Texas	Sept. 22, 1975

Royals Top 10 Regular-Season Home Crowds

Date	Opponent	Attendance
1. Aug. 8, 1983	Milwaukee	42,039
2. July 26, 1980	New York	41,860
3. June 30, 1979	California	41,451
4. July 3, 1982	California	41,380
5. July 23, 1988	New York	41,377
6. Aug. 11, 1980	Baltimore	41,334
7. Sept. 21, 1980	Oakland	41,329
8. Aug. 20, 1979	New York	41,305
9. Aug. 26, 1989	Oakland	41,253
10. Aug. 5, 1985	Detroit	41,251

Kauffman Stadium Rainouts (65 in 31 years)

By Year:

6 times:	2003
4 times:	1984, 1997, 2002
3 times:	1973, 1977, 1981, 1983, 1986, 1990, 1994
2 times:	1974, 1975, 1976, 1979, 1985, 1992, 1995, 1998, 1999
1 time:	1980, 1982, 1987, 1988, 1989, 1991, 1993, 1996
None:	1978, 2000, 2001

Stadium Rainouts By Month:

April	24
May	14
June	11
July	3
August	3
September	9
October	1

By Club:

Anaheim	10
Arizona	1
Baltimore	7
Boston	7
Chicago	1
Cleveland	7
Detroit	5
Milwaukee	5
Minnesota	5
New York	1
Oakland	3
Seattle	5
Texas	5
Toronto	3



Royals Attendance Records

Royals Yearly and Average Attendance

Year	Attendance	Dates	Average
1969*	902,183	73	12,359
1970*	693,047	72	9,626
1971*	910,784	72	12,650
1972*	707,656	69	10,256
1973	1,345,341	74	18,180
1974	1,173,292	78	15,042
1975	1,151,836	77	14,959
1976	1,680,265	78	21,542
1977	1,852,603	76	24,376
1978	2,255,493	80	28,194
1979	2,261,845	79	28,631
1980	2,288,714	81	28,256
1981	1,279,403	47	27,221
1982	2,284,464	80	28,556
1983	1,963,875	79	24,859
1984	1,810,018	77	23,507
1985	2,162,717	80	27,034
1986	2,320,764	78	29,753
1987	2,392,471	80	29,906
1988	2,350,181	80	29,377
1989	2,477,700	80	30,971
1990	2,244,956	78	28,781
1991	2,161,537	80	27,019
1992	1,867,689	79	23,642
1993	1,934,578	80	24,182
1994	1,400,494	57	24,570
1995	1,233,296	70	17,619
1996	1,436,007	80	17,950
1997	1,517,638	77	19,710
1998	1,494,875	79	18,922
1999	1,506,068	78	19,309
2000	1,677,915	81	20,715
2001	1,536,371	81	18,967
2002	1,323,034	77	17,182
2003	1,774,535	78	22,750



Totals 59,373,645 2,665 22,279

*The Royals played in Municipal Stadium from 1969-72.





Baseball Rules/Terminology

Definition of a Night Game: Any game scheduled to start after 6 p.m. will be considered a night game. If a game is scheduled to start at 6 p.m. and is delayed by rain, or for any other reason, it will be considered a day game. If a game is scheduled to start at 6:01 p.m. it will be considered a night game. Two-night doubleheaders shall be included in doubleheader statistics and shall be considered two night games. When afternoon and night games are played on the same date with separate admissions, the games shall be day and night and count as single games.

Designated for Assignment: Allows a club to open up a roster spot while waiting for a player to clear waivers, which can take up to 10 days.

Designated Hitter Rule: A hitter may be designated to bat for the pitcher in any spot in the batting order in any game without affecting the status of the pitcher. The designated hitter must be selected and be included on the lineup cards presented to the umpire-in-chief prior to the game. Failure to do so precludes the use of a designated hitter for that game. The designated hitter is "locked" into the batting order but may be removed for a pinch-hitter or pinch-runner, who in turn becomes the designated hitter. The designated hitter, while still in the game, may be used defensively but the pitcher then assumes the batting order of the replaced defensive player, thus terminating the designated hitter role. The designated hitter is eligible for all American League batting titles.

Disabled List: There are two disabled lists (15-day and 60-day). Players can be disabled retroactively, up to a maximum of 10 days, beginning with the day after the last day on which they played. A player on the 15-day DL may be shifted to the 60-day DL at any time. Players may be assigned to a Minor League club for the purpose of injury rehabilitation for a maximum of 20 days (30 days for pitchers).

Figuring Magic Number: To determine a team's "Magic Number" in the pennant race, compute the number of games remaining, add one, then subtract the number of games ahead in the loss column of the standings of the closest opponent.

Major League Trading Regulations

The trading deadline for all inter- and intra-league deals is midnight July 31. Waivers are required for all inter- and intra-league deals from August 1 until 5:00 p.m. (EDT) the day after the regular season concludes. No waivers are required the remaining 10 months of the year.

Options: When a player is on the 40-man roster but not on the 25-man Major League roster, he is on "optional assignment." Each player has three option years and he can be sent up and down as many times as the club chooses within those three seasons. When a player is "out of options" that means he's been in the majors during three different seasons and in his fourth professional season, to be sent down, he will have to clear waivers.

Outright: To assign a player to a club's Minor League affiliate without the right of recall. Player is removed from the 40-man roster.

Pinch Hitter Rule: A player shall be considered a pinch hitter only if he enters the game as a substitute batter and then only on his first time at bat which must be before he becomes a fielder. (If the team bats around and a pinch hitter comes up a second time in the inning in which he first appeared, he will not be considered a pinch hitter during that second time up).

A substitute hitter for a designated hitter is both a pinch hitter and a designated hitter on his first time at bat. On subsequent trips to the plate he is a designated hitter only.

Recalled vs. Contract Purchased: If a player is on the 40-man roster he is "recalled." If not, then his contract is purchased (for a nominal fee) from the Minor League team. A player must be added to the 40-man roster when his contract is purchased.

Roster Limitations: Rosters are limited to 25 players from Opening Day through August 31 and 40 players from September 1 through the conclusion of the season. Players in military service do not count against the under control list while on active duty. Upon separation from the service, a player will be reinstated to his club's normal player limits after he has completed a 15-day trial period or has participated in a championship game, whichever comes first.

Rookie Qualifications: A player shall be considered a rookie unless, during a previous season or seasons, he has: a. exceeded 130 at-bats or 50 innings pitched in the major leagues; nor b. accumulated more than 45 days on the active roster of a major league club or clubs during the period of the 25-player limit (excluding time in military service). Once a player reaches the minimum at-bats or innings pitched, days of service are irrelevant.



Baseball Rules/Terminology

Rule 5 Draft: A player not on the Major League 40-man roster is eligible for the Rule 5 Draft in December if: 1. The player was 18 or younger when he signed a pro contract and this is the fourth Rule 5 Draft since he signed; or 2. He was 19 or older when he first signed a pro contract and this is the third Rule 5 Draft since he signed.

Save Rule: Saves shall be awarded to relief pitchers under the following criteria: Rule (10.20) tells the official scorer to credit a pitcher with a save when he meets all three of the following conditions: 1. He is the finishing pitcher in a game won by his club; 2. He is not the winning pitcher; and 3. He qualifies under one of the following conditions: a. He enters the game with a lead of no more than three runs and pitches for at least one inning; or b. He enters the game with the potential tying run either on base, or at bat, or on deck (that is, the potential tying run is either already on base or is one of the first two batsmen he faces); or c. He pitches effectively for at least three innings.

Select: To add a player from a Minor League affiliate to the club's 40-man roster. During the season, the player must report to the active 25-man roster or be assigned optionally to the Minor Leagues.

Suspended Game Rule: A game terminated for any of the following reasons will be a suspended game if it has progressed far enough to be an official game (i.e. 4 1/2 or 5 innings): 1. A curfew imposed by law; 2. A pre-arranged time limit; and 3. Darkness where local law prohibits turning on the lights or where lights are not available.

Light Failure: A game terminated by light failure or malfunction of a mechanical device under the control of the home club will be a suspended game **anytime after it starts.**

Inning in Progress (Added in 1980): If weather forces the termination of a legal game while an inning is in progress, it will become a suspended game if either of the following conditions exists: 1. The **visiting team** has scored one or more runs to tie the game, and the **home team** has not scored; 2. The **visiting team** has scored one or more runs to take the lead and the **home team** has not tied the score or retaken the lead.

Note: If a legal game is **tied** when called because of weather and neither of the above situations prevails, it is a **tie game** and must be **replayed in its entirety.**

Procedures for Resumption of Play: Suspended games shall be resumed at the exact point of suspension immediately preceding the next single game between the 2 clubs on the **same ground.** If that is not possible, other provisions for resumption are specified in A.L. Regulation 5.2 (c).

Umpire Interview Policy: Major League umpires shall cooperate with the news media concerning controversial plays, protested games and unusual incidents, ejections, etc. Any unusual play should be explained to the press box, usually between innings. Umpires are available for post game interviews relative to unusual or controversial happenings. The senior umpire is in charge of such interviews and will act as a spokesman for the "crew."

Waivers: If a player placed on Major League waivers is not claimed by another team within three business days after waivers have been requested, then the player has "cleared waivers", and the team has secured waivers for the remainder of the waiver period. The team then can do one of three things: 1. Send him to the minors (subject to his consent, if he is a "Veteran Player"); 2. Release him, which makes the player a free agent and thus available to sign with any team; and 3. Trade him to another team, even if the trading deadline has passed.

Note: Any trades after July 31 may only involve players who have cleared waivers. If a player does not clear waivers (claimed by another team or teams), the club requesting waivers may withdraw the waiver request. If the club does not withdraw the waiver request, the player's contract is assigned in the following manner: 1. If only one claim is entered, the player's contract is assigned to that claiming club; 2. If more than one club in the same league makes claims, the club currently lower in the standings gets the player; and 3. If clubs in both leagues claim the player, preferences shall always go to the club in the same league as the club requesting waivers.

Batting Average—divide the total number of safe hits **by** the total times at bat.

Slugging Percentage—divide the total bases of all safe hits **by** the total times at bat.

Pitchers Earned Run Average—multiply the total earned runs **by** 9, and **divide** the result **by** the total number of innings pitched.

Fielding Percentage—divide the total putouts and assists **by** the total putouts, assists and errors.

Won-Loss Percentage—divide the number of games won **by** the total games won and lost.

On-Base Percentage—divide hits plus total bases on balls plus hit-by-pitcher **by** at-bats plus total bases on balls, hit-by-pitcher and sacrifice flies (for purposes of this percentage ignore being awarded first base on interference or obstruction).

2004 Spring Training Home

The Royals 36th Spring Training season in club history will be its 2nd at the club's facility in Surprise, Ariz.

The Royals and Texas Rangers share a \$48 million, 10,500-seat multi-purpose Recreation and Major League Spring Training Campus on land owned by the City of Surprise. In addition, the city is using the facilities for adult and youth recreation programs, community events and programs, special events and meeting facilities.

The stadium and amphitheater complex and baseball practice fields are incorporated into a master-planned municipal center, including administrative offices, recreation/aquatic center, 23,000-square-foot library, and 35-40 acre passive park.

Surprise is approximately 35 minutes Northwest of Phoenix, past Sun City West off Highway 60. The complex is located on 125 acres in the vicinity of Bullard Avenue and Greenway Road.

HOK Sport, an internationally renowned Kansas City architectural firm devoted to creating exceptional sports facilities, was designated to design the facility.

Groundbreaking took place with Hall of Famers George Brett and Nolan Ryan in attendance on May 21, 2001. The facility was dedicated during a special ceremony and



The Royals and Texas Rangers share a \$48 million multi-purpose recreation/sports complex in Surprise, Ariz.

community celebration attended by members of the Royals and Rangers on Dec. 7, 2002. The 2 teams played the 1st game at the complex on Feb. 27, 2003, with the Royals coming away with a 6-3 win.

The Royals will look to defend its 2003 Cactus League title during its 32-game spring schedule. The Royals will play 15 home games at Surprise Stadium and will also face the Rangers as the visiting team in 2 additional games at the facility.

Royals Spring Training Sites

Ft. Myers, Fla.	1969-1987
Baseball City, Fla.	1988-2002
Surprise, Ariz.	2003-present





2004 Spring Training Info

The 2004 Spring Training season marks the Royals 2nd season at their new complex in Surprise, Ariz. Kansas City celebrated its inaugural season in the Cactus League by posting a Major League best 19-10 record, including an 11-4 mark against A.L. competition.

The 2003 spring season marked the 1st time in club history that the Royals held Spring Training camp outside of the state of Florida. The Royals held their spring camp in Ft. Myers, Fla., from 1969-87 before moving to Baseball City, Fla., for 15 years beginning with the 1988 season. The Royals are now members of the 12-team Cactus League, which includes 6 American League teams and 6 National League teams.

The club's 32-game Spring Training schedule, which opens with the Royals as a visiting team in a charity game against Texas on March 4, includes 15 home games at Surprise Stadium.

Pitchers and catchers will report to Surprise on Feb. 20. Workouts for pitchers begin the following day, Feb. 21. The remainder of the club will report on Feb. 25 and begin workouts for the 2004 campaign on Feb. 26 with daily workouts scheduled to begin approximately at 10:00 a.m. until the exhibition game schedule gets underway.

The Royals 6 Minor League affiliates will generally utilize the practice facilities beginning in March through early April for workouts and games. The daily Minor League on-field schedule runs approximately from 10 a.m. to 3 p.m. for workouts.

All-Time Spring Exhibition Attendance

Year	Home	Road	Other Sites	Total
1969	18,610	6,550	17,591	42,751
1970	22,901	13,325	-	36,226
1971	26,234	14,607	12,995	53,836
1972	24,729	18,598	-	43,327
1973	24,955	25,068	-	50,023
1974	25,244	15,284	4,327	44,855
1975	31,578	18,799	-	50,377
1976	16,524	6,996	-	23,520
1977	33,802	26,687	-	60,489
1978	40,742	23,519	-	64,261
1979	40,425	28,087	-	68,512
1980	39,017	27,419	-	66,436
1981	45,992	26,291	16,640	88,923
1982	50,938	27,463	-	78,401
1983	42,321	36,853	-	79,174
1984	59,190	30,709	7,390	97,289
1985	63,924	36,639	7,370	107,933
1986	65,354	38,397	19,016	122,767
1987	55,489	40,349	10,021	105,859
1988	89,999	58,354	5,137	153,490
1989	85,163	64,802	7,486	157,451
1990	20,535	26,548	-	47,083
1991	70,977	70,663	9,364	151,004
1992	87,058	67,762	-	154,820
1993	70,050	80,277	18,940	169,267
1994	67,070	81,474	-	148,544
1995	10,925	13,607	-	24,532
1996	44,768	62,281	-	107,049
1997	52,941	53,490	53,726	160,157
1998	40,145	62,469	-	102,614
1999	47,153	62,477	-	109,630
2000	40,283	80,470	-	120,753
2001	42,057	58,884	-	100,941
2002	44,854	61,860	-	106,714
2003	58,831	68,369	25,123	152,323
Totals	1,600,778	1,435,427	215,126	3,251,331



2003 Spring Training Results

ROYALS REVIEW HISTORY RECORDS OPERATIONS MEDIA

Date	Opponent	Site	Result	Attend.	Record
Feb. 27	Texas	Surprise	6-3	3,382	1-0
Feb. 28	at Texas	Surprise	4-2	4,142	2-0
March 1	Oakland	Surprise	10-8 (10)	3,149	3-0
March 2	at Chicago Cubs	Mesa	9-2	6,854	4-0
March 3	Seattle	Surprise	7-8	4,624	4-1
March 4	at Oakland	Phoenix	3-4	3,048	4-2
March 5	Colorado	Surprise	16-8	2,574	5-2
March 6	Texas	Surprise	8-11	3,065	5-3
March 7	at Colorado	Tucson	3-0	3,945	6-3
March 8	at Seattle	Peoria	7-1	12,176	7-3
March 9	San Francisco	Surprise	7-8	4,973	7-4
March 10	Milwaukee	Surprise	5-13	2,818	7-5
March 11	at Chicago Cubs	Mesa	14-1	6,070	8-5
March 12	Anaheim	Surprise	11-3	2,987	9-5
March 13	San Francisco	Surprise	3-8	4,777	9-6
March 14	at San Diego	Peoria	12-3	4,961	10-6
March 15	Texas	Surprise	12-4	5,696	11-6
March 16	Arizona	Hermosillo, Mexico	1-15	8,634	11-7
March 18	at Chicago White Sox	Tucson	9-5	2,820	12-7
March 20	at Texas	Surprise	9-5	5,909	13-7
March 21	Oakland	Surprise	7-0	5,013	14-7
March 22	at San Diego	Peoria	5-6 (10)	4,862	14-8
March 23	Arizona	Surprise	12-11	11,517	15-8
March 24	at Oakland	Phoenix	5-3	1,145	16-8
March 25	Chicago	Surprise	2-1	4,256	17-8
March 26	at San Francisco	Scottsdale	13-5	9,059	18-8
March 27	at Texas	Surprise	5-7	4,378	18-9
March 28	Colorado	Round Rock, Texas	5-0	9,252	19-9
March 29	Colorado	Round Rock, Texas	3-7	7,237	19-10

All-Time Spring Training Results - 1969 - 2003

Year	Home	Road	Other Sites	Total	Pct.	vs. A.L.	vs. N.L.
1969	6-6	4-7	0-2	10-15	.400	7-4	3-11
1970	4-7	3-9	—	7-16	.304	4-5	3-11
1971	4-7	4-9	2-0	10-16	.385	5-6	5-10
1972	5-5	3-6	—	8-11	.421	5-5	3-6
1973	7-4	5-9	—	12-13	.480	6-6	6-7
1974	10-0	3-8	0-1	13-9	.591	10-5	3-4
1975	9-3	4-8	—	13-11	.522	11-5	2-6
1976	6-2	2-3	—	8-5	.615	6-4	2-1
1977	7-6	10-3	—	17-9	.654	11-7	6-2
1978	9-4	3-8	—	12-12	.500	6-9	6-3
1979	7-5	4-8	—	11-13	.458	8-10	3-3
1980	6-6	8-2	—	14-8	.636	7-6	7-2
1981	7-5	4-6	2-0	13-11	.542	10-5	3-6
1982	8-4	2-7-2	—	10-11-2	.476	5-6-1	5-5-1
1983	5-6	5-9	—	10-15	.400	2-10	8-5
1984	7-5-1	6-5-1	1-0	14-10-2	.583	5-6	9-4-2
1985	4-10	8-5	—	12-15	.444	4-9	8-6
1986	6-6-1	5-6	0-2	11-14-1	.440	9-7-1	2-7
1987	6-7	6-5	0-1	12-13	.480	8-6	4-7
1988	10-6	7-7	—	17-13	.567	11-5	6-8
1989	8-6	8-5-2	—	16-11-2	.593	10-4-1	6-7-1
1990	3-3	4-3-1	—	7-6-1	.536	6-5-1	1-1
1991	8-5-1	6-8	—	14-13-1	.518	6-6	8-7-1
1992	6-11	6-7-1	—	12-18-1	.400	6-8	6-10-1
1993	6-8	4-10	2-0	12-18	.400	5-6	7-12
1994	11-3-1	5-11	—	16-14-1	.533	4-6	12-8-1
1995	2-3-1	4-2	—	6-5-1	.545	1-3	5-2-1
1996	6-9	9-5	1-0-1	16-14-1	.532	8-5	8-9-1
1997	7-10	6-7-1	1-1	14-18-1	.439	6-8-1	8-10
1998	8-7-1	6-8	—	14-15-1	.483	5-9-1	9-6
1999	13-4	9-5	—	22-9	.710	10-4	12-5
2000	10-5	8-11	—	18-16	.529	11-8	7-8
2001	10-4	6-7-1	—	16-11-1	.593	8-4	8-7-1
2002	7-6-1	6-9	—	13-15-1	.483	8-6	5-9-1
2003	8-5	10-3	1-2	19-10	.655	11-4	8-6
Totals	246-193-7	193-231-9	10-9-1	449-433-17	.509	245-212-6	204-221-11



2003 Spring Training Stats

Batting

PLAYER	AVG	G	AB	R	H	2B	3B	HR	RBI	SH	SF	HP	BB	SO	SB	CS	GIDP	E
Amerlich	.000	1	1	0	0	0	0	0	0	0	0	0	0	0	0	0	0	0
Beltran	.310	10	29	4	9	1	1	1	0	0	1	1	3	4	0	0	0	1
Berger	.271	22	59	12	16	3	3	2	14	0	1	1	3	12	0	0	0	1
Berroa	.328	24	67	9	22	5	5	2	0	1	1	1	3	5	0	0	0	1
Blanco	.286	6	7	0	1	1	1	0	0	0	0	0	2	2	0	0	0	0
Brito	.385	10	13	3	5	1	0	0	1	0	0	0	1	1	0	0	0	1
Brown	.348	24	66	12	23	5	0	5	21	0	0	0	7	10	0	0	0	1
Burkhardt	.400	16	25	6	10	3	3	1	6	0	0	0	1	8	1	0	0	0
DeJesus	.200	4	5	3	1	0	0	0	0	0	0	0	2	0	0	0	0	0
Del Rosario	.000	1	0	0	0	0	0	0	0	0	0	0	0	0	0	0	0	0
DiFelice	.195	18	41	4	8	1	1	1	2	0	1	1	7	9	0	0	0	0
Espino	.333	1	3	1	1	1	1	0	0	0	0	0	0	0	0	0	0	0
Febles	.400	17	50	14	20	4	0	0	7	0	0	0	5	5	3	3	1	0
Frend	.000	2	0	1	0	0	0	0	0	0	0	0	0	0	0	0	0	0
Gettis	.500	2	2	1	1	1	0	0	0	0	0	0	0	0	0	0	0	0
Gomez	.200	12	25	4	5	1	1	0	0	0	0	0	0	5	0	0	0	0
Gotay	.200	4	5	1	1	1	0	0	0	0	0	0	2	2	0	0	0	0
Guel	.243	18	37	1	9	0	0	3	13	0	1	1	2	2	0	0	0	0
Harvey	.324	25	71	6	23	3	3	3	10	0	1	2	3	13	1	1	1	3
Ibanez	.295	24	71	7	21	3	3	0	13	0	2	2	5	11	1	1	3	1
Jensen	.000	1	3	1	0	0	0	0	0	0	0	0	0	0	0	0	0	0
Johnson	.296	12	27	5	8	1	1	2	6	0	0	0	3	3	3	0	0	0
Lopez, M	.236	28	55	12	13	4	1	3	7	0	1	1	3	14	0	0	0	2
Lora	.000	7	1	0	0	0	0	0	0	0	0	0	0	0	0	0	0	0
Machado	.500	1	1	2	3	0	0	0	0	0	0	0	0	0	0	0	0	0
Matos	.313	16	32	10	10	1	1	0	3	0	0	0	0	6	0	0	0	1
May	.319	16	47	7	15	4	0	0	4	0	0	0	3	3	0	0	2	0
Murphy	.000	1	1	0	0	0	0	0	0	0	0	0	1	0	0	0	0	0
Ordaz	.257	17	35	8	9	2	1	0	4	1	0	3	0	4	0	0	2	1
Patterson	.438	16	24	9	11	1	1	2	7	0	1	1	5	2	0	1	4	4
Paulino	.154	8	13	0	2	1	0	0	1	0	0	0	1	2	0	0	0	3
Quinn	.125	4	8	1	1	1	0	0	1	0	0	0	2	0	0	0	0	0
Randa	.356	23	59	17	21	3	1	3	11	0	1	1	10	5	0	3	1	0
Relaford	.281	13	32	8	9	4	1	0	2	0	0	0	4	5	1	0	0	0
Santos	.000	1	1	0	0	0	0	0	0	0	0	0	0	0	0	0	0	0
Shanks	.571	4	7	2	4	1	0	0	1	0	0	0	1	2	0	0	0	0
Sweeney	.448	25	67	17	30	4	0	7	21	0	0	0	11	6	2	1	0	1
Tonis	.250	5	4	1	0	0	0	1	1	0	0	0	1	2	0	0	0	0
Tucker	.400	20	55	17	22	2	2	6	18	0	0	0	8	19	3	1	0	0
ROYALS	.316	29	1068	213	337	62	13	40	198	2	11	12	108	187	20	11	21	22
OPPONENTS	.285	29	1011	152	288	59	11	24	144	3	7	11	96	163	20	10	33	36

Pitching

PITCHER	W	L	ERA	G	GS	CG	SHO	SV	IP	H	R	ER	HR	HB	BB	SO	WP	BK	AVG
Affeldt	3	1	4.44	6	6	0	0	0	24.1	22	12	12	3	0	10	14	1	0	.253
Asencio	1	1	1.93	6	4	0	0	0	18.2	18	10	4	0	0	7	11	1	0	.261
Austin	0	0	0.00	1	0	0	0	0	1.0	1	0	0	0	0	1	1	0	0	.333
Baldwin	0	0	9.00	3	0	0	0	0	7.0	11	7	7	2	0	1	4	1	0	.344
Bukvich	0	1	2.92	13	0	0	0	0	12.1	9	5	4	1	0	5	15	1	0	.205
Carlyle	1	0	0.00	1	0	0	0	0	1.0	1	1	1	0	0	1	1	0	0	.250
Carrasco	1	0	3.46	10	0	0	0	0	13.0	13	5	5	0	1	2	9	1	0	.260
DeHart	1	0	1.04	8	0	0	0	0	8.2	9	1	1	1	0	3	8	0	0	.281
Ferguson	0	0	4.50	2	0	0	0	0	2.0	4	1	1	0	0	0	0	0	0	.400
Field	0	0	0.00	1	0	0	0	0	1.0	1	0	0	0	0	1	1	0	0	.333
George	1	1	4.71	6	3	0	0	0	21.0	20	11	11	1	1	9	7	3	0	.247
Gobbie	0	0	0.00	1	0	0	0	0	2.0	1	0	0	0	0	1	0	0	0	.167
Greinke	0	0	0.00	1	0	0	0	0	1.0	0	0	0	0	0	0	1	0	0	.000
Grimsley	1	0	4.15	11	0	0	0	0	13.0	13	6	6	1	0	3	10	0	0	.271
Hernandez	2	0	5.14	4	4	0	0	0	14.0	16	8	6	4	0	5	7	1	1	.327
Hill	0	0	5.63	8	0	0	0	1	8.0	10	5	5	0	0	4	0	0	0	.303
Lee	0	0	0.00	1	0	0	0	0	1.0	1	0	0	0	0	0	0	0	0	.250
Lopez, A.	2	1	5.12	9	4	0	0	0	19.1	21	12	11	11	2	6	7	1	0	.273
Lowe	1	0	11.57	7	0	0	0	0	9.0	16	12	12	2	0	5	7	1	0	.381
Luque	0	0	9.00	1	0	0	0	0	1.0	2	1	1	0	0	0	1	0	0	.400
MacDougal	0	0	1.46	13	0	0	0	2	12.2	9	2	2	0	0	3	9	1	0	.205
May	1	1	9.26	5	4	0	0	0	11.2	15	12	12	2	2	5	4	0	0	.313
Mullen	0	0	7.00	10	0	0	0	0	9.0	13	12	7	2	4	4	9	0	0	.325
Obermueller	0	0	9.00	3	0	0	0	0	3.0	5	4	3	0	1	0	2	0	0	.357
Osting	1	0	6.00	4	0	0	0	0	6.0	9	4	4	0	0	1	1	0	0	.333
Rose	0	0	0.00	1	0	0	0	0	1.0	0	0	0	0	0	0	0	0	0	.333
Sedlacek	0	1	9.00	2	0	0	0	0	4.0	8	6	4	1	0	0	0	0	0	.364
Snyder	0	1	8.71	5	2	0	0	0	10.1	14	10	10	1	1	5	7	2	0	.341
Turman	0	0	9.00	2	0	0	0	0	2.0	2	2	2	0	0	1	0	0	0	.250
Voyles	0	1	2.25	4	0	0	0	0	4.0	4	3	0	0	0	0	0	0	0	.286
Wilson	3	0	1.59	7	2	0	0	0	17.0	19	3	1	3	2	4	12	0	0	.284
ROYALS	19	10	4.73	29	29	0	3	3	259.0	288	152	136	24	11	96	163	15	1	.285
OPPONENTS	10	19	6.73	29	29	0	0	3	255.1	337	213	191	40	12	108	187	12	1	.316

ROYALS REVIEW HISTORY RECORDS OPERATIONS MEDIA

2004 Spring Training Schedule

Date	Opponent	Site	Time	ROYALS	OPP.
March 4	at Texas	Surprise	1:05 p.m.	_____	_____
March 5	TEXAS	SURPRISE	1:05 p.m.	_____	_____
March 6	at Texas*	Surprise	1:05 p.m.	_____	_____
March 7	COLORADO*	SURPRISE	1:05 p.m.	_____	_____
	at Chicago Cubs (ss)	Mesa	1:05 p.m.	_____	_____
March 8	at San Francisco	Scottsdale	1:05 p.m.	_____	_____
March 9	CHICAGO CUBS*	SURPRISE	1:05 p.m.	_____	_____
March 10	CHICAGO WHITE SOX	SURPRISE	1:05 p.m.	_____	_____
March 11	at Seattle	Peoria	1:05 p.m.	_____	_____
March 12	ARIZONA	SURPRISE	1:05 p.m.	_____	_____
	at Anaheim (ss)	Tempe	1:05 p.m.	_____	_____
March 13	MILWAUKEE*	SURPRISE	1:05 p.m.	_____	_____
March 14	at San Diego*	Peoria	1:05 p.m.	_____	_____
March 15	at Chicago Cubs	Mesa	1:05 p.m.	_____	_____
March 16	TEXAS*	SURPRISE	1:05 p.m.	_____	_____
March 17	at Milwaukee	Maryville	1:05 p.m.	_____	_____
March 18	OAKLAND	SURPRISE	1:05 p.m.	_____	_____
March 19	at Colorado	Tucson	1:05 p.m.	_____	_____
March 20	SEATTLE*	SURPRISE	1:05 p.m.	_____	_____
March 21	at Anaheim*	Tempe	1:05 p.m.	_____	_____
March 22	TEXAS*	SURPRISE	7:05 p.m.	_____	_____
March 23	at Oakland	Phoenix	1:05 p.m.	_____	_____
March 24	Off Day			_____	_____
March 25	ANAHEIM*	SURPRISE	7:05 p.m.	_____	_____
March 26	MILWAUKEE	SURPRISE	1:05 p.m.	_____	_____
March 27	at Arizona*	Tucson	1:05 p.m.	_____	_____
March 28	SAN DIEGO*	SURPRISE	1:05 p.m.	_____	_____
March 29	at Chicago White Sox	Tucson	1:05 p.m.	_____	_____
March 30	at San Diego	Peoria	1:05 p.m.	_____	_____
March 31	SAN FRANCISCO*	SURPRISE	1:05 p.m.	_____	_____
April 1	OAKLAND	SURPRISE	1:05 p.m.	_____	_____
April 2	at Houston*^	Houston, Texas	7:05 p.m.	_____	_____
April 3	at Houston*^	Houston, Texas	1:05 p.m.	_____	_____

All Times Mountain Standard Time except April 2 and 3 (CST)

* Royals Radio Network

^ Royals Sports Television Network

Spring Training Quick Facts

Team Hotel:

Wingate Inn & Suites • 1188 North Dysart Road • Goodyear, AZ 85338
623-547-1313 • 623-547-9933 - FAX

Royals Offices:

Surprise Stadium • 15946 N. Bullard Ave. • Surprise, AZ 85374
623-266-8000 • 623-266-8012 - FAX
480-784-4444 - Ticketmaster • 623-594-5600 - Ticket Office

Surprise Stadium:

Left Field: 350 feet
Center Field: 400 feet
Right Field: 350 feet
Fence: 8 feet high
Turf: Grass



ROYALS MEDIA OPERATIONS RECORDS DEPT. MEDIA REVIEW HISTORY

2004 KANSAS CITY ROYALS SCHEDULE

APRIL						
SUN	MON	TUE	WED	THU	FRI	SAT
				1	2	3
4	5 CWS 2:10	6 OFF DAY	7 CWS 1:10	8 CLE 1:10	9 CLE 7:10	10 CLE 1:10
11 CLE 1:10	12 OFF DAY	13 CWS 1:05	14 CWS 1:05	15 CWS 1:05	16 MIN 7:10	17 MIN 6:10
18 MIN 1:10	19 OFF DAY	20 CLE 6:05	21 CLE 6:05	22 CLE 11:05	23 MIN 7:10	24 MIN 6:10
25 MIN 1:10	26 OFF DAY	27 TEX 7:10	28 TEX 7:10	29 TEX 1:10	30 NY 6:05	

MAY						
SUN	MON	TUE	WED	THU	FRI	SAT
						1 NY 12:05
2 NY 12:05	3 TOR 6:05	4 TOR 6:05	5 TOR 6:05	6 OFF DAY	7 BOS 6:05	8 BOS 12:20
9 BOS 1:05	10 TOR 7:10	11 TOR 7:10	12 TOR 1:10	13 OFF DAY	14 OAK 7:10	15 OAK 6:10
16 OAK 1:10	17 OFF DAY	18 TEX 7:05	19 TEX 7:05	20 TEX 7:05	21 OAK 8:05	22 OAK 3:05
23 OAK 1:10	24 OFF DAY	25 DET 7:10	26 DET 7:10	27 DET 1:10	28 MIN 7:10	29 MIN 1:10

JUNE						
SUN	MON	TUE	WED	THU	FRI	SAT
		1 DET 6:05	2 DET 6:05	3 DET 12:05	4 BOS 7:10	5 BOS 6:10
6 BOS 1:10	7 OFF DAY	8 MON 7:10	9 MON 7:10	10 MON 1:10	11 NYM 2:15	12 NYM 2:15
13 NYM 1:10	14 OFF DAY	15 ATL 6:35	16 ATL 6:05	17 ATL 12:05	18 PHI 6:05	19 PHI 6:05
20 PHI 12:35	21 OFF DAY	22 DET 7:10	23 DET 7:10	24 DET 1:10	25 STL 7:10	26 STL 6:10
27 STL 1:10	28 BAL 7:10	29 BAL 7:10	30 BAL 7:10			

JULY						
SUN	MON	TUE	WED	THU	FRI	SAT
				1 BAL 7:10	2 SD 9:05	3 SD 9:05
4 SD 3:05	5 MIN 7:10	6 MIN 7:10	7 MIN 7:10	8 OFF DAY	9 BAL 6:35	10 BAL 3:35
11 BAL 12:35	12 ALL STAR BREAK	13 ALL STAR BREAK	14 ALL STAR BREAK	15 MIN 7:10	16 MIN 7:10	17 MIN 12:20
18 MIN 6:10	19 BAL 7:10	20 BAL 1:10	21 TEX 6:05	22 DET 12:05	23 CLE 6:05	24 CLE 6:05
25 CLE 12:05	26 OFF DAY	27 TB 6:15	28 TB 6:15	29 TB 6:15	30 CLE 7:10	31 CLE 6:10

AUGUST						
SUN	MON	TUE	WED	THU	FRI	SAT
1 CLE 1:10	2 OFF DAY	3 CWS 7:10	4 CWS 7:10	5 CWS 7:10	6 ANA 7:10	7 ANA 6:10
8 ANA 6:10	9 ANA 7:10	10 CWS 7:05	11 CWS 7:05	12 CWS 1:05	13 OAK 9:05	14 OAK 3:05
15 OAK 3:05	16 OFF DAY	17 SEA 7:10	18 SEA 7:10	19 SEA 7:10	20 TEX 7:10	21 TEX 6:10
22 TEX 1:10	23 ANA 9:05	24 ANA 9:05	25 ANA 9:05	26 SEA 9:05	27 SEA 9:05	28 SEA 3:05
29 SEA 3:05	30 DET 7:10	31 DET 7:10				

SEPTEMBER-OCTOBER						
SUN	MON	TUE	WED	THU	FRI	SAT
					DET 7:10	MIN 7:10
5 MIN 1:10	6 DET 12:05	7 DET 6:05	8 DET 6:05	9 DET 12:05	10 TB 7:10	11 TB 6:10
12 TB 1:10	13 NY 7:10	14 NY 7:10	15 NY 1:10	16 OFF DAY	17 CLE 6:05	18 CLE 6:05
19 CLE 12:05	20 TB 6:15	21 TB 6:15	22 TB 6:15	23 TB 7:05	24 CWS 7:05	25 CWS 6:05
26 CWS 2:05	27 CLE 7:10	28 CLE 7:10	29 CLE 7:10	30 CWS 7:10	1 CWS 7:10	2 CWS 6:10

Royals Sports Television Network (RSTN)—Check local listings for channel.

Home Games

TV Royals Sports Television Network (RSTN)—Channel 38 in Kansas City.

Radio Broadcasts—Games on 810 WHB with selected games simulcast on 97.3 KZPL, plus additional stations throughout the Midwest on Royals Radio Network.

For Tickets—Call 816-504-4040 (local), 1-800-6ROYALS (1-800-676-9257), log on to kcroyals.com or visit any Kansas City area Hy-Vee Food Store.

Stadium turnstiles open 1 1/2 hours prior to game weekdays (Mon-Thurs), and 2 hours prior to game weekends (Fri-Sun).

All times central and subject to change.



BUDWEISER. GAME TIME

