



DON'T MISS A PITCH.

SOMETHING COULD COME OUT OF LEFT FIELD. LIFE COULD THROW YOU A CURVE. YOU COULD GET STUCK AT WORK, STEPPING UP TO THE PLATE, OR TAKING ONE FOR THE TEAM. YOU COULD BE HUSTLING FOR HOME AND GET HELD UP ON THE WAY. MAYBE YOU'RE CAUGHT IN A PICKLE. OR MAYBE YOU'RE JUST A TOTAL SCREWBALL. BUT NO MATTER WHAT, YOU WON'T MISS A PITCH.



Get **MLB.com Gameday Audio™** on your Sprint phone and instantly catch live datacasts and audio broadcasts of every MLB game at bat. Only on the Now Network.™

To order, text **GDA** to 65246 (MLBGO).
Standard text messaging and data rates apply.
Official wireless provider to the Kansas City Royals.
1-800-SPRINT-1 sprint.com



A \$0.03/KB charge applies without a data plan. Coverage not available everywhere. Availability of service varies based on selected phone/network. Other restrictions apply. MLB.com Gameday Audio \$4.99/mo. when downloaded to a compatible Sprint phone from MLB.com. ©2009 Sprint. Sprint and the logo are trademarks of Sprint. Major League Baseball trademarks and copyrights used with permission of MLB Advanced Media, L.P. All rights reserved. Other marks are the property of their respective owners.



More publications available at:

www.retroseasons.com/library/

TABLE OF CONTENTS



40 Years of Royals Baseball.....	4-7
300 Hitters.....	157
20-Game Winners.....	285
20/20 Club.....	190
A.L. Club Stats, 2008.....	214
Academy, Royals.....	231
Addresses, Royals.....	397
Administrative Staff.....	29-36
All-Star Break Records.....	238
All-Star Game, 1973.....	249
All-Star Selections, History.....	248
Art Stewart Award.....	327
Attendance Records.....	302
Award Winners.....	239-241
Ballpark Seniority List.....	242
Baseball History, Kansas City.....	242
Baseball Operations Staff.....	20-24
Baseball Operations Support Staff.....	25-28
Baseball Writers, KC chapter.....	398
Batting	
Career Top 10.....	275-276
Hitting for the Cycle.....	286
Leaders by Position, All-Time.....	301
Royals Final, 2008.....	212
Season Top 10.....	273-274
Team Totals, 1969-2008.....	252
Top Performances, Players.....	286
Top Performances, Team.....	292
Yearly Leaders.....	254-255
Birthdays, Royals.....	103
Blown Leads, Biggest.....	174
Board of Directors.....	12-14
Broadcasters, Radio & Television.....	401-403
Clinching Dates.....	245
Club Directory.....	2
Coaching Staff.....	42-48
Come-From-Behind Wins.....	174
Community Relations Efforts.....	10-11
Day-by-Day, 2008.....	204-206
Dayton Moore bio.....	15
Draft, 1968 Expansion.....	142
Draft, First Round Picks.....	115
Draft, 2008.....	329
Doubleheader Records.....	266-267
Extra Inning Record.....	297
Fielding, Team Totals 1969-2008.....	253
Firsts, "Old" Kauffman Stadium.....	299
Firsts, Royals.....	299
Fox Sports Kansas City.....	399
Gold Glove Winners, Royals.....	240
Grass/Turf Records.....	297
Hall of Fame, Baseball.....	202
Hall of Fame, Royals.....	220-227
Hall of Fame, Building.....	223
Highs and Lows, 2008.....	215
Hitting Streaks.....	286
Holiday Records.....	64
Home Runs	
3 Home Run Games.....	294
Against the Royals.....	295-296
Both Sides of the Plate.....	294
By a Pitcher.....	294
By Month.....	294
Grand Slams, All-Time.....	289-290
Inside the Park.....	291-292
Longest at Kauffman Stadium.....	294
Pinch Hit.....	293
Postseason.....	243
Royals, Home & Road, 1969-2008.....	287
vs. Opponents.....	287
Walk Off.....	288
Home/Road Records.....	297
Hotels on Road.....	322
Howser Award Winners.....	333
Interleague Records.....	304
Interleague Results.....	303
International Operations, Royals.....	325
Kauffman Award Winners.....	326
Kauffman Stadium.....	8-9
Lasts, "Old" Kauffman Stadium.....	299
Lasts, Municipal Stadium.....	299
League Leaders, Royals All-Time.....	281
Longest Games, Inning.....	297

Manager, Trey Hillman.....	39-41
Managerial Records.....	40-41
Managerial Roster.....	41
Media Information.....	397-398
Media Relations Staff.....	396
Minker Award Winners.....	335
Minor League	
Affiliates.....	336-351
Organizational Leaders, 2008.....	335
Player Bios.....	353-394
Schedules.....	330-331
Staff.....	332-334
Month-By-Month Record, Team.....	82
Monthly Records.....	267
Officers Bios.....	16-19
Opening Day Lineups.....	237-238
Opening Day Roster, 2008.....	215
Opponents.....	306-321
Pitching	
Career Top 10.....	279-280
No-Hitters.....	283-284
Position Players as Pitchers.....	285
Royals Final, 2008.....	212
Season Top 10.....	277-278
Strikeouts, Top Performances.....	285
Team Totals, 1969-2008.....	253
Top Performances.....	282
Yearly Leaders.....	256-257
Player Bios, Major League (40-man).....	50-163
Player Bios, Major League (Non-Rosters).....	168-202
Playoff History.....	243-245
Positional Chart, All-Time.....	300-301
Pre-game Schedule.....	398
Pronunciation Guide.....	166
Radio Network Affiliates.....	400
Radio Network.....	400
Rainouts.....	302
Recap, Royals 2008.....	207-210
Records, Consecutive.....	268-271
Records, Innings.....	26
Records, Single-Season.....	258-261
Records, Single-Game.....	262-265
Retired Numbers.....	220-223
Road Trip Mileage, 2009.....	74
Rookies of the Year, Royals.....	51
Rookie Records.....	298
Roster, 1980 Postseason Roster.....	246
Roster, 1985 Postseason Roster.....	247
Roster, 2009 (40-man).....	164-165
Roster, 2009 (Non-roster).....	166-167
Roster, Alphabetical.....	167
Roster, Building 2009 40-man.....	38
Roster, Numerical.....	166
Roster, Royals All-Time, Alphabetical.....	228-231
Roster, Royals All-Time, Numerical.....	232-236
Runs Scored by Innings, 2008.....	208
Schedule, 2009.....	BC
Scouting Staff, Pro.....	324
Scouting Staff, Amateur.....	326-328
Spring Training	
Attendance, All-Time.....	405
Information.....	405
Results, 2008.....	406
Results, All-Time.....	406
Roster, 2008.....	216
Schedule, 2009.....	408
Statistics, 2008.....	407
Surprise, Ariz.....	404
Standings, KC All-Time.....	252
Standings, Major League, 2008.....	211
Starts by Batting Order, 2008.....	209
Starts by Position, 2008.....	209
Statistics, Misc. 2008.....	213
Steals of Home.....	189
Stolen Base Records.....	191
Streaks, Consecutive.....	272
Ticket Information.....	3
Trades, Last With Other Clubs.....	144
Transactions, 2008-09.....	216-218
Victory Margin, 2008.....	208
Won/Lost Breakdown.....	139
World Series History.....	246-247
Youngest MLB Debut.....	171



CLUB DIRECTORY

BOARD OF DIRECTORS (Chairman - David Glass)

Chairman/Owner David Glass
 President Dan Glass
 Board Members Ruth Glass, Don Glass,
 Daym Martz, Julia Irene Kauffman,
 Dale Rohr, Herk Robinson

OFFICERS

CEO David Glass
 President Dan Glass
 Senior VP-Baseball Ops/ General Manager Dayton Moore
 Senior VP-Business Ops Kevin Ullrich
 VP-Baseball Ops/Asst GM Dean Taylor
 VP-Baseball Ops George Brett
 VP-Finance & Admin David Laverentz
 VP-Comm & Broadcasting Mike Swanson

VP-Ballpark Ops & Development

VP-Sales & Marketing Bob Rice
 VP-Corporate Alliance Mark Tilson
 VP-Community Affairs & Publicity Neil Harwell

General Counsel Toby Cook
 Exec Admin Asst (Exec Staff) Dick Nixon
 Ginger Salemi

BASEBALL OPERATIONS

(Sr. VP - Dayton Moore)
(VP - Dean Taylor)

Sr Advisor to the GM Art Stewart
 Sr Advisor to the GM Donnie Williams
 Assistant to the GM Brian Murphy
 Special Asst to the GM-Interpersonal Ops Ryan Murphy
 Special Asst to the GM/Player Personnel Rene Francisco
 Louie Melina

Special Asst to the GM Pat Jones
 Special Asst to the GM Mike Toomey
 Director-Baseball Admin Jim Wong
 Director-Baseball Ops Lonne Goldberg
 Baseball Ops Asst Kyle Vetta
 Administrative Asst Emily Penning
 Administrative Asst Mike Grossman
 Video Coordinator Mark Topping
 Manager-Arizona Ops Nick Leto

Scouting & Player Development

Asst GM Scouting & Player Develop J.J. Picollo
 Sr Adv to the GM Scouting & Player Development Mike Arbutcke
 Director-Minor League Ops Scott Sharp
 Assistant Director-Scouting Steve Williams
 Coordinator-Professional Scouting Gene Watson
 Manager-Scouting Ops Linda Smith
 Cultural Develop Coord/Area Scout Colin Gonzales

Team Travel

Sr Director-Team Travel/Clubhouse Ops Jeff Davenport

Major League Support Staff

Team Physician Steven Joyce, MD
 Associate Physicians Thomas Phillips, MD,
 Charles Rhoades, MD; Lance Snyder, MD
 Head Athletic Trainer Nick Swartz
 Assistant Athletic Trainer Frank Kyle
 Assistant Athletic Trainer Jeff Stevenson
 Strength & Conditioning Coordinator Ty Hill
 Physical Therapist Jeff Blum
 Minors Strength & Conditioning Coordinator Ryan Stoneberg
 Asst Major League Equip Manager Patrick Gorman
 Visiting Clubhouse Manager Chuck Hawke

BUSINESS OPERATIONS (Sr. VP - Kevin Ullrich)

Executive Administrative Asst Cindy Hamilton

Hall of Fame

Director-Royals Hall of Fame Curt Nelson
 Manager-Tours/Educational Prog. Morrie Carlson

Finance & Administration (VP-David Laverentz)

Sr Administrative Asst Janet Milone

Accounting

Director-Finance Joe Kurtzman
 Director-Renovation Accounting/Risk Management Patrick Fleischmann
 Manager-Accounting Sean Ritchie
 Accounts Payable Coordinator Jeannie Kenyon
 Accounting Coordinator Shelley Wilson

Human Resources & Payroll

Sr Dir-Payroll, Benefits & Human Resources Tom Plamenstiel
 Manager-Human Resources Lynn Elder
 Payroll Administrator Margaret Willis

Information Systems

Sr Director-Information Systems Jim Edwards
 Manager-Programming & Systems Analyst Becky Randall
 Manager-Client Services Specialist Scott Novak
 End-User Support Coordinator Mitch McDaniel

Ticket Operations

Senior Director-Ticket Operations Rick Amos
 Director-Ticket Operations Chris Darr
 Manager-Ticket Operations Andrew Coughlin
 Ticket Operations Coordinator Betty Bas
 Ticket Operations Coordinator Mary Lee Martino
 Vault Services Coordinator Jacque Tschirhart

Communications & Broadcasting (VP-Mike Swanson)

Broadcast Services
 Dir-Broadcast Services & Royals Alumni Fred White
 Manager-Radio Network Operations Don Fied
 On-Air Announcer Denny Matthews
 On-Air Announcer Bob Davis
 On-Air Announcer Steve Stewart
 On-Air Announcer Ryan LeFebvre
 On-Air Announcer Paul Splitstorf
 On-Air Announcer Frank White

Media Relations

Director-Media Relations David Holtzman
 Coord-Media Services Dina Wathan
 Coord-Communications & Broadcasting Colby Curry

Sales and Marketing (VP-Mark Tilson)

Marketing

Director-Marketing Debi Teter
 Manager-Promotions & Special Events Josh Diekmann
 Manager-Online & Target Marketing Erin Konkak
 Coordinator-Marketing Mallory Lutz

Event Presentation & Production

Senior Director-Event Presentation & Production Don Cusante
 Director-Event Presentation & Production Chris DeRuyser
 Manager-Event Presentation & Production Ben Mertens
 Coordinator-Event Presentation & Production Kasey Schweitzer
 Coordinator-Mascot Services Byron Shores

BUSINESS OPERATIONS (Cont.)

Ticket Sales & Services

Senior Director-Sales & Service Dawson Hughes
 Director-Sales Theo Hodges
 Asst Exec-Season Tixs & Prem Sales Corey Baker
 Asst Exec-Season Tixs & Prem Sales Joel Kammerer
 Asst Exec-Season Tixs & Prem Sales Craig Moroney
 Asst Exec-Season Tixs & Prem Sales Corey Norkin
 Account Executive-Group Sales Eddie Gamez
 Account Executive-Group Sales Jay Hartig
 Account Executive-Group Sales Brian Madden
 Account Executive-Group Sales Emily Wudi

Director-Ticket Services Scott Wadsworth
 Associate-Sales Operations Alexandria Janowich
 Associate-Sales Operations Jason Sweet
 Asst-Asst-Season Ticket Sales Janis Rowland

Ballpark Operations & Development (VP-Bob Rice)

Event Operations

Director-Event Ops Renee VanLaningham
 Coordinator-Event Ops Ken Feyerherm
 Coordinator-Mail Services Larry Garrett
 Coordinator-Stadium Ops Jermaine Goodwin

Stadium Operations

Dir-Stadium Engineering & Maintenance Todd Burrow
 Engineer-Audio/Visual Russ Gardner
 Lead Mechanical Technician Joe Vinyard
 Lead Carpenter/Painter Rick Bobki
 Lead Electrician Robert James
 Stadium Operations Technicians Byron Clark,
 Bo Cornelius, Chris Frank, Mike Rader

Stadium Services

Director-Stadium Services Johnny Williams

Fan Services & Hospitality

Director-Fan Services & Hospitality Carrie Bligh
 Coordinator-Telephone Services Kathy Butler

Groundskeeping & Landscaping

Dir-Groundskeeping & Landscaping Trevor Vance
 Manager-Groundskeeping Justin Scott
 Landscape Assistant Anthony Bruce

Corporate Alliance (VP-Neil Harwell)

Royals Radio Network

Senior Account Executive Bob Stiegler
 Client Services Tina Short
 Play-By-Play Sales Specialist Tony Wrisinger

Corporate Sales

Sr Dir-Corp Sales Mitch Wheeler
 Sr Dir-Corp Sponsorship Relations Michele Kammerer
 Sr Dir-Corp Sponsorship Marketing Kim Burgess
 Account Manager-Corporate Sponsorship Sales David Haybit
 Account Executive Carl Keenan

Community Affairs & Publicity (VP-Toby Cook)

Senior Director-Publicity Lora Grossham
 Senior Director-Royals Charities Jody Sedlacek
 Director-Community Outreach Betty Kaegele
 Coord-Community Affairs & Publicity Megan Stock

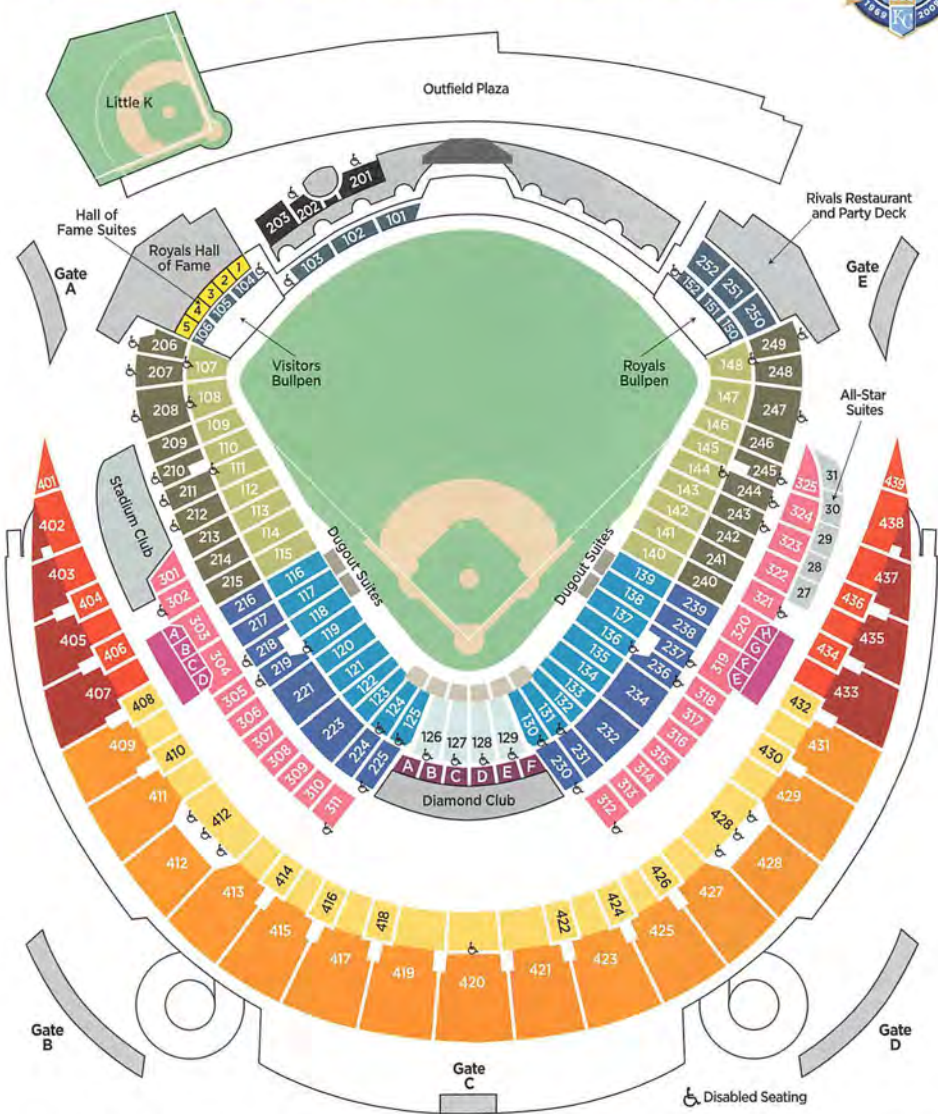
Community Relations

Senior Director-Community Relations Ben Aken

2009 KANSAS CITY ROYALS MEDIA GUIDE

2009 marks the production of the 41st media guide in Royals history and celebrates the 40th anniversary season of the Royals and the newly renovated Kauffman Stadium. The 2009 Royals Media Guide is a copyrighted publication. Information herein is prepared for use by accredited members of the news media. Those desiring to use this information for commercial purposes should contact the Royals Media Relations Department. The media guide was written, edited and designed by Vice President-Communications & Broadcasting Mike Swanson, Director-Media Relations David Holtzman, Coordinator-Media Services Dina Wathan and Coordinator-Communications & Broadcasting Colby Curry. Photos for the cover and the interior of the book courtesy of Chris Vleisides and Getty Images. Stats provided by MLB, Elias Sports Bureau and STATS, LLC. The cover and guide theme was designed by Jeff Abele, Move Creative Studio. The 40th Anniversary Season logo was designed by Major League Baseball Design Services.

TICKET INFORMATION



2009 KANSAS CITY ROYALS TICKET PRICES

	Single Game	Premium Game
LOWER BOWL		
Crown	\$240	\$250
Diamond Club	75	85
Diamond Club Boxes	95	110
Dugout Box	43	50
Dugout Plaza	36	43
Field Box	33	40
Field Plaza	26	33
Outfield Box	25	30
DRI DUCK Fountain Pavilion	7	10

	Single Game	Premium Game
LOGE LEVEL		
Signature Club Box	\$115	\$125
Loge Box	37	44
VIEW LEVEL		
View Box	\$18	\$23
View Level Infield	16	21
Hy-Vee Box	13	18
Hy-Vee View Level	9	14
Parking	9	9



40 YEARS OF ROYALS BASEBALL

BUILDING THE MODEL FRANCHISE (1968-1978)

1968

- ▶ Jan. 11 - Ewing M. Kauffman becomes the first owner of the expansion Kansas City franchise, paying \$5.3 million.
- ▶ March 21 - Board of Directors selects the name "Royals" from more than 17,000 suggestions.
- ▶ April 4 - Kansas City agrees to co-op with minor league team in Dubuque (IA), beginning their farm system.
- ▶ April 25 - Gerald Lyscio becomes the first player to sign with the Royals.
- ▶ June 6 - KC selects 25 players in baseball's Free Agent Draft.
- ▶ July 11 - Ground is broken for Truman Sports Complex.
- ▶ Sept. 9 - Joe Gordon is named first manager in club history.
- ▶ Oct. 15 - Kansas City selects 30 players in Expansion Draft.



- ▶ June 9 - Bob Lemon named manager.

1971

- ▶ Sept. 18 - The Royals defeat the Twins, 4-2, securing their 81st win and their first winning record in 161-game season.

1972

- ▶ Oct. 3 - Jack McKeon named manager.

1973

- ▶ April 10 - Opens Royals Stadium with a 12-1 win over the Texas Rangers.
- ▶ April 27 - Steve Busby hurls the first no-hitter in franchise history at Detroit.
- ▶ June 12 - Frank White, a future Royals Hall of Famer and 8-time Gold Glove winner, becomes the first Royals Academy graduate to make the Majors.

- ▶ July 24 - The NL defeats the AL, 7-1, in the MLB All-Star Game at Royals Stadium.

- ▶ Aug. 2 - George Brett makes his debut and collects first hit.
- ▶ Sept. 26 - Paul Splittorff beats the White Sox, 6-2, to become the Royals first 20-game winner.

1974

- ▶ June 19 - In Milwaukee, Steve Busby becomes the first pitcher in ML history to record no-hitters in each of his first two seasons.

1975

- ▶ July 24 - Whitey Herzog named manager.

1976

- ▶ Oct. 1 - Royals win first A.L. West title when California eliminates Oakland, 2-0.
- ▶ Oct. 3 - George Brett goes 3-for-4 on season's final day to win first batting title.

1969

- ▶ April 1 - Royals obtain Lou Piniella from the Seattle Pilots.
- ▶ April 8 - Royals win first-ever game, a 4-3, in 12 innings over the Twins.
- ▶ July 16 - Ellie Rodriguez becomes the first Royal selected to an All-Star Game.
- ▶ Oct. 8 - Charlie Metro named manager.
- ▶ Nov. 26 - Lou Piniella named A.L. Rookie of the Year.

1970

- ▶ Jan. 20 - Ground is broken for the team's minor league complex and Baseball Academy in Sarasota, Fla.

STATISTICAL LEADERS (1969-1978)

HITTING

AVG	Brett (.305)
HITS	Otis (1,379)
DOUBLES	Otis (258)
TRIPLES	Brett (53)
HOME RUNS	Mayberry (143)
RBI	Otis (663)
RUNS	Otis (761)
WALKS	Mayberry (561)
STRIKEOUTS	Otis (604)
GAMES	Otis (1,311)
AT BATS	Otis (4,876)
STOLEN BASES	Patek (325)
OBP	Mayberry (.374)
SLG	McRae, H (.457)
HBP	McRae, H (42)

PITCHING

WINS	Splittorff (108)
LOSSES	Splittorff (89)
ERA	Leonard (3.42)
SAVES	Bird (58)
STARTS	Splittorff (251)
GAMES	Bird (292)
COMPLETE GAMES	Splittorff (68)
SHUTOUTS	Splittorff (17)
INNINGS	Splittorff (1,665.2)
STRIKEOUTS	Splittorff (740)
WALKS	Splittorff (518)
WINNING PCT.	Leonard (.593)

1977

- ▶ May 14 - Jim Colborn tosses no-hitter against the Texas Rangers-the first by a Royal in KC.
- ▶ Aug. 31-Sept. 15 - Royals put together a club-record 16-game winning streak.
- ▶ Sept. 29 - Royals win 100th game and finish 1977 with 102.

1978

- ▶ Oct. 6 - George Brett blasts three home runs in Game 3 of the ALCS at New York, but the Royals lose the game and the series.



TWO SERIES, ONE CHAMPIONSHIP (1979-1988)

1979

- ▶ Oct. 24 - Jim Frey named manager.

1980

- ▶ July 18-Aug. 18 - George Brett rides a franchise-best 30-game hitting streak.
- ▶ Aug. 17 - Brett goes 4-for-4 against Toronto, moving over the .400 mark. Brett goes on to win second batting title at .390.
- ▶ Oct. 10 - Brett hits a 3-run home run in the 7th inning at Yankee Stadium to send the Royals to their first World Series; Dan Quisenberry strikes out Willie Randolph for the final out.
- ▶ Oct. 17 - The Royals play the first World Series game ever in Kansas City, beating the Phillies, 4-3, in 10 innings.
- ▶ Oct. 18 - Willie Aikens hits two homers in Game 4 of the World Series, tying the series at two games apiece.

1981

- ▶ Aug. 31 - Dick Howser named manager.
- ▶ Oct. 5 - Royals win 2nd half and advance to AL Division Series.
- ▶ Oct. 8 - Joe Burke named president and John Schuerholz named general manager.

1982

- ▶ July 13 - Five players represent the Royals in All-Star game in Montreal as well as manager Dick Howser and trainer Mickey Cobb.
- ▶ Aug. 24 - John Wathan breaks record for most steals by a catcher.

1983

- ▶ May 17 - Avron Fogelman purchases 49 percent of the club.
- ▶ July 24 - George Brett hits infamous "Pine Tar" home run off the Yankees' Goose Gossage. The Royals would complete the win on Aug. 18.

1984

- ▶ April 4 - Bret Saberhagen becomes the youngest Royal, debuting at 19 years, 359 days old.
- ▶ May 7 - George Brett signs "lifetime" contract.

1985

- ▶ Oct. 5 - Willie Wilson's RBI single wins the A.L. West for Kansas City.
- ▶ Oct. 11 - George Brett goes 4-for-4, hitting two homers including a game-tying 2-run shot, and makes several sparkling plays in the field as KC knocks off Toronto, 6-5, in ALCS Game 3.
- ▶ Oct. 16 - Jim Sundberg's 3-run triple highlights a 4-run sixth as KC defeats the Blue Jays, 6-2, in Game 7 and heads to its second World Series.
- ▶ Oct. 22 - Frank White hits a 2-run home run as the Royals take Game 3 of the World Series, 6-1, trimming St. Louis' lead to 2-1.
- ▶ Oct. 26 - In the most famous inning in team history, the Royals score two runs in the bottom of the ninth on Dane Iorg's 2-run single tying the series at 3 games apiece.
- ▶ Oct. 27 - The Royals win their first World Series title, defeating the Cardinals, 11-0, in Game 7. Bret Saberhagen pitches a 5-hitter and Darryl Motley homers and catches the final out.



1986

- ▶ April 12 - After missing nearly three seasons because of an injury, Dennis Leonard hurls a 3-hit shutout against Toronto.
- ▶ June 7 - Amos Otis and Steve Busby are inaugural inductees into Royals Hall of Fame.
- ▶ July 15 - Frank White homes as AL wins All-Star Game in Houston, 3-2. It is Dick Howser's final game as manager.
- ▶ Sept. 14 - Bo Jackson hits his first Major League home run, an estimated 475-foot blast, the longest home run in Kauffman Stadium history.

1987

- ▶ Feb. 23 - Dick Howser steps down as manager due to cancer.
- ▶ May 30 - Paul Splittorff and Cookie Rojas inducted into Royals Hall of Fame.
- ▶ June 17 - Dick Howser dies.
- ▶ July 3 - Dick Howser's number 10 is retired and he is inducted into Royals Hall of Fame.
- ▶ Aug. 27 - John Wathan named manager.
- ▶ Sept. 28 - Kevin Seitzer becomes just the 13th rookie to record 200 hits in a season.

1988

- ▶ Aug. 27 - Mark Gubicza strikes out a Royals-record 14 Minnesota Twins.
- ▶ Sept. 26 - Gubicza earns win #20 against the Mariners.

STATISTICAL LEADERS (1979-1988)

HITTING

AVG	Brett (.316)
HITS	Wilson (1,727)
DOUBLES	Brett (319)
TRIPLES	Wilson (121)
HOME RUNS	Brett (204)
RBI	Brett (878)
RUNS	Wilson (900)
WALKS	Brett (639)
STRIKEOUTS	Wilson (812)
GAMES	Wilson (1,408)
AT BATS	Wilson (5,871)
STOLEN BASES	Wilson (510)
OBP	Brett (.393)
SLG	Brett (.535)
HBP	Wilson (49)

PITCHING

WINS	Gura (83)
LOSSES	Gura (69)
ERA	Leibrandt (3.38)
SAVES	Quisenberry (238)
STARTS	Gura (185)
GAMES	Quisenberry (573)
COMPLETE GAMES	Gura (51)
SHUTOUTS	Leonard (12)
INNINGS	Gura (1,310.2)
STRIKEOUTS	Gubicza/Saberhagen (677)
WALKS	Gubicza (439)
WINNING PCT.	Leibrandt (.587)



LEGENDS BRETT, WHITE RETIRE (1989-1998)

1989

- ▶ June 5 - Bo Jackson nails Harold Reynolds at the plate in the 10th inning with an amazing throw, cutting off what would have been the winning run.
- ▶ July 8 - Hal McRae and Dennis Leonard inducted into Royals Hall of Fame.
- ▶ July 11 - Bo Jackson homers and is named MVP of All-Star Game in Anaheim.
- ▶ Sept. 30 - Bret Saberhagen wins his team-record 23rd game.
- ▶ Nov. 15 - Saberhagen wins second career Cy Young Award.



- ▶ Sept. 30 - George Brett picks up hit #3,000 off the Angels' Tim Lincecum in Anaheim. He is picked off a batter later.

- ▶ Sept. 29 - George Brett plays his final game in Kansas City.

1990

- ▶ Aug. 7 - Brian McRae triples in his Major League debut. Brian and Hal become the first father-son duo to play for the Royals.
- ▶ Oct. 3 - George Brett finishes the season hitting .329, winning his third battle title in three different decades.
- ▶ Oct. 10 - Herk Robinson named general manager.

1993

- ▶ May 23 - Ewing Kauffman inducted into Royals Hall of Fame.
- ▶ July 2 - Royals Stadium is officially re-named Kauffman Stadium in honor of owner Ewing Kauffman, who passes away less than a month later on Aug. 1.

1994

- ▶ May 14 - George Brett's number 5 is retired and he is inducted in club's Hall of Fame
- ▶ July 23-Aug. 5 - The Royals win 14 in a row and move within striking distance of first place. The season would end less than a week later due to the players strike.
- ▶ Oct. 7 - Bob Boone named manager.
- ▶ Oct. 19 - Bob Hamelin named A.L. Rookie of the Year.
- ▶ Oct. 25 - David Cone named A.L. Cy Young Award winner.

1991

- ▶ May 23 - Hal McRae named manager.
- ▶ Aug. 26 - Bret Saberhagen throws the Royals 4th no-hitter, topping the White Sox, 7-0.



1992

- ▶ May 12 - Royals president Joe Burke dies of cancer at the age of 68. Later that season, he's inducted into Royals Hall of Fame.

STATISTICAL LEADERS (1989-1998)

HITTING

AVG*Joyner (.293)
HITSBrett (755)
DOUBLESBrett (177)
TRIPLESMcRae, B (32)
HOME RUNSMacfarlane (99)
RBIMacfarlane (369)
RUNSBrett (350)
WALKSBrett (247)
STRIKEOUTSMacfarlane (497)
GAMESMacfarlane (812)
AT BATSBrett (2,658)
STOLEN BASESGoodwin (150)
OBP*Joyner (.371)
SLG*Macfarlane (.444)
HBPMacfarlane (77)

PITCHING

WINSAppier (105)
LOSSESAppier (80)
ERAAppier (3.34)
SAVESMontgomery (291)
STARTSAppier (247)
GAMESMontgomery (592)
COMPLETE GAMESAppier (31)
SHUTOUTSAppier (10)
INNINGSAppier (1,680.1)
STRIKEOUTSAppier (1,373)
WALKSGordon (580)
WINNING PCT.Appier (.568)

* - min. 2,000 plate appearances

1996

- ▶ May 19 - Muriel Kauffman inducted in Royals Hall of Fame.
- ▶ Aug. 3 - John Mayberry inducted into Royals Hall of Fame.

1997

- ▶ July 9 - Tony Muser named manager.
- ▶ Sept. 18 - Jay Bell hits his 21st and final home run of the season, a KC record for a shortstop.

1998

- ▶ Sept. 14 - Carlos Beltran makes his debut at 21 years old and singles in first at bat.



GLASS, MOORE USHER IN NEW ERA (1999-2008)

1999

- ▶ July 25 - George Brett is inducted into Baseball's Hall of Fame in Cooperstown, NY. Brett received 98 percent of the votes, the fifth-highest mark ever.
- ▶ Aug. 25 - Jeff Montgomery records his 300th career save.

2000

- ▶ March 14 - Board of Directors announces David Glass will become the Royals second full-time owner.
- ▶ April 28 - David Glass officially becomes owner.
- ▶ Oct. 1 - Royals set club records in runs (879), hits (1,644) and average (.288).

2001

- ▶ Oct. 7 - Six Royals reach double figures in home runs, led by Mike Sweeney who hits a career high 29.

2002

- ▶ Sept 25 - Mike Sweeney enters the final weekend neck-and-neck with Manny Ramirez for batting crown. Sweeney misses out, but still records second-highest mark (.340) in KC history.

2003

- ▶ Feb. 27 - Royals and Rangers play the first game at their new spring facility in Surprise, Ariz.
- ▶ March 31-April 12 - Royals open season with nine consecutive wins.
- ▶ July 19 - Carlos Beltran steals a home run away from Seattle's Dan Wilson.



- ▶ Nov. 11 - Angel Berroa wins the A.L. Rookie of the Year.

2004

- ▶ April 5 - Trailing Chicago 7-3 entering the bottom of the ninth, KC scores 6 runs including a game-tying 3-run homer by Mandy Lopez and a game-winning homer by Carlos Beltran to win, 9-7.
- ▶ June 24 - Royals acquire Mark Teahen and John Buck in a 3-team trade for Carlos Beltran.



- ▶ Aug. 8 - Denny Matthews inducted into Royals Hall of Fame.
- ▶ Sept. 9 - The Royals set a club record scoring 26 runs in the first game of a doubleheader in Detroit.

2005

- ▶ May 31 - Buddy Bell named manager.
- ▶ Aug. 13 - Bret Saberhagen inducted into Royals Hall of Fame.

2006

- ▶ April 4 - The citizens of Jackson County pass a proposition that paves the way for major renovations of Kauffman Stadium.

- ▶ May 30 - Dayton Moore is named General Manager.
- ▶ July 21 - Mark Gubicza inducted into Royals Hall of Fame.

2007

- ▶ July 29 - Denny Matthews is honored with the Ford Frick Award during induction ceremonies at Cooperstown.

- ▶ Oct. 3 - Groundbreaking for Kauffman Stadium renovations.
- ▶ Oct. 19 - Trey Hillman named manager.

2008

- ▶ May 29 - Rookie shortstop Mike Aviles makes his debut.
- ▶ June 28 - Art Stewart inducted into Royals Hall of Fame.
- ▶ July 12 - Second baseman Mark Grudzielanek records hit #2,000 against the Mariners. Later in the game, David DeJesus hits a 2-run, 2-out walk-off home run to send the Royals to the 5-4 win.

STATISTICAL LEADERS (1999-2008)

HITTING		PITCHING	
AVG.....	Sweeney (.307)	WINS.....	Suppan (39)
HITS.....	Sweeney (1,220)	LOSSES.....	Suppan (51)
DOUBLES.....	Sweeney (261)	ERA*.....	Greinke (4.28)
TRIPLES.....	Beltran (42)	SAVES.....	Soria (59)
HOME RUNS.....	Sweeney (178)	STARTS.....	Suppan (132)
RBI.....	Sweeney (747)	GAMES.....	Grimsley (251)
RUNS.....	Sweeney (614)	COMPLETE GAMES.....	Suppan (11)
WALKS.....	Sweeney (425)	SHUTOUTS.....	May/Suppan (3)
STRIKEOUTS.....	Beltran (572)	INNINGS.....	Suppan (852.0)
GAMES.....	Sweeney (1,052)	STRIKEOUTS.....	Greinke (508)
AT BATS.....	Sweeney (3,978)	WALKS.....	Suppan (288)
STOLEN BASES.....	Beltran (161)	WINNING PCT.+.....	Suppan (.433)
OBP.....	Sweeney (.377)		
SLG.....	Sweeney (.509)		
HBP.....	DeJesus (59)		

* - min. 500 IP

+ - min. 50 decisions



THE NEW KAUFFMAN

The Kansas City Royals will celebrate their 37th season at Kauffman Stadium in 2009. Kauffman has always been one of the crown jewel ballparks of Major League Baseball. Hosting 63,761,065 baseball fans since 1973, "The K", with its signature look, has proudly stood the test of time.

Now, after years of planning and design, the Royals unveil an exciting \$250 million renovation of a true Kansas City landmark. Visitors will enjoy an improved Kauffman Stadium experience with unsurpassed amenities and state-of-the-art technology that will touch each and every fan entering the park.

After debuting the spectacular 84' x 104' Crown Vision HD scoreboard for the 2008 season, the Royals will put the finishing touches on one of the most majestic and visually exciting scoreboards in the world with a brand-new interactive crown rising about 40 feet above Crown Vision.

Upon entering through the larger and grander entrances, fans will have a chance to explore the stadium via a 360-degree expanded concourse while still keeping tabs on the action on the field. An increase in both concessions and restrooms will limit the time spent away from your seats.

The brand-new outfield experience will provide the fans of Kansas City entertainment for all ages. In addition, the views of the field will be spectacular and give fans several brand-new locations to take in a game.

The outfield overhaul now gives Royals fans a chance to sit and enjoy the game from a venue not previously offered. The Outfield Box seats in left-center field sit directly behind the outfield wall and in front of the world-famous fountains. The DRI DUCK Fountain Pavilion directly behind the fountains in left-center will

be sold on the day of the game only. Those seats hug a brand-new bar which is built on the old JumboTron base. Right-center field will offer a brand-new "standing room only" area between the outfield wall and the fountains. This area may become among the most popular on hot summer days and nights since, at times, they will be in the "splash zone" of the fountains.

The left-field area is home to the new 7,000-square foot Hall of Fame, which is scheduled to be opened in July of 2009. The Hall of Fame will feature numerous exciting and interactive exhibits as well as Royals memorabilia that will delight Royals fans.

Travel behind the Hall of Fame and fans will find the kids area complete with a brand-new Little K complete with field turf. In addition, there will be state-of-the-art batting and pitching cages, five holes of mini-golf, a Royals-themed carousel, a base run, an arcade and several kids-friendly food options.

Fans can move along the outfield "Walk of Fame" toward the new barbecue pavilion and Rivals restaurant in right field, which will boast upscale sports bar food and amazing views of the field to match.

The second level of the stadium will house new Dugout concourses, concessions and restrooms.

The third level, or ground level of the stadium, will feature wider concourses, new fan amenities, a new Diamond Club premium seating area and 5,000-square foot retail store.

The new Loge level has several suite options to fit any budget while the View Level has been completely renovated to include wider concourses, a food court, new concessions, new restrooms and a retail store.

The new Kauffman Stadium has become a breathtaking fusion of energetic surroundings and an intimate place to watch Royals Baseball.

THE HISTORY OF KAUFFMAN STADIUM

Opened as Royals Stadium on April 10, 1973, Kauffman is recognized throughout baseball as one of the game's most beautiful ballparks. Since then, many exciting games have been contested, including the 1973 All-Star Game, three no-hitters, playoff games in 1976, '77, '78, '80, '81, '84 and '85 and seven World Series tilts in 1980 and 1985. The facility was officially renamed in honor of Ewing M. Kauffman in a ceremony at the stadium on July 2, 1993.

Before the 2004 season, the outfield fences in the gaps and in straight-away center field were moved back 10 feet to their original dimensions of 387 and 410, respectively, making Kauffman Stadium one of the most spacious parks in Major League Baseball. In addition, the warning track was changed to a natural surface, and the height of the fence is now at 8 feet. The fences were moved in 10 feet from bullpen to bullpen prior to the 1995 season and lowered from 12 feet to 9 feet. Also at that time, a grass playing field replaced the artificial surface at Kauffman Stadium.

Kauffman Stadium's unique features include a 322-foot wide water spectacular. The water spectacular is the largest privately funded fountain in the world.

In keeping with the architecture of the stadium, the existing water spectacular featuring cascading water now extends near the left field corner.

Prior to the 1999 campaign, additional field level seating, known as "Crown Seats" and four dugout suites were added.

The renaming of the stadium was appropriate in that it was the strength and integrity of Ewing M. Kauffman's ownership that provided the cornerstone for the Royals success. Kauffman purchased the club as an expansion franchise in 1968 with the primary and continuous motivation of providing winning Major League Baseball for Kansas Citizens. Kauffman, who founded Marion Laboratories in his mother's basement and built it into a diversified health care company with sales reaching nearly one billion dollars, possessed a sense of daring and an innate ability to motivate those around him. "Mr. K" also gave much personal attention to the Kansas City community, an important philosophy that was inbred into the Royals organization and still remains today.

Among the awards Mr. Kauffman won for his leadership include the Kansas City Press Club's 1973 Man of the Year, an induction into the Missouri Sports Hall of Fame and was one of 20 finalists for enshrinement in the Baseball Hall of Fame in 2008. Mr. K passed away on Aug. 1, 1993.



**Ewing M.
Kauffman**



2009 Kauffman Stadium Facts

Seating Capacity	38,177
Outfield Distances	
Left Field.....	330
Left-Center.....	387
Center Field.....	410
Right-Center.....	387
Right Field.....	330
Height of Fence.....	8 Feet
Seating Breakdown	
Crown Club.....	242
Diamond Club.....	940
Dugout Suites.....	64
Dugout Concourse.....	3,424
Plaza Concourse.....	12,304
Outfield Concourse.....	1,664
Loge Concourse.....	1,788
Loge Suites.....	606
Stadium Club.....	124
View Concourse.....	17,021
Starting Times	
Day Games	
(Single/Doubleheader).....	1:10 p.m.
Night Games.....	7:10 p.m.
Saturday Night Games.....	6:10 p.m.
Twi-Night Doubleheaders.....	TBA
(Complete Schedule on Back Cover)	



Kauffman's amazing HD video board, Crown Vision, debuted in 2008

FACTS AND FIGURES ABOUT THE NEW "K"

	Pre-Renovation	New
Total Seating Capacity	40,775	38,177
Scoreboard Dimensions	51' x 75'	84' x 104'
Suites	Baseline Suites (14) Homeplate Suites (7) Large Homeplate Suites (2) Party Suites (3) Dugout Suites (4)	Triple Crown Suites (9) Signature Suites (14) Signature Suites Lounges (2) All-Star Suites (5) Dugout Suites (4) Promotional Suite (1)
Average Concourse Width	24 ft.	37 ft.
Average Concession Fixed Points of Sale Ratio	1:438	1:193
Restroom Fixtures Ratio	1:88	1:63
Ticket Windows	23	46
Dining and Lounge Options	Crown Club Stadium Club	Crown Club Stadium Club Diamond Club Outfield "Rivals" Restaurant



IN THE COMMUNITY

Royals Charities: Going the Distance



The Kansas City Royals and Royals Charities are committed to being active members of the Kansas City community and region. Created in 2001, Royals Charities strives to support children, education and neighborhoods in and around the Kansas City area. The foundation accomplishes this mission through financial donations, as well as in-kind support, including memorabilia, tickets and publicity. Under the leadership of the Glass family, Royals Charities has donated more than \$3.5 million since its inception.

Below is a sampling of the club's signature community and charitable programs. For more information on Royals Charities or Royals community outreach events, please visit royals.com/community or call (816) 921-8000.

Buck O'Neil Legacy Seat Program

The Royals continue to honor the memory of the late Buck O'Neil, who died in October 2006, with the Buck O'Neil Legacy Seat program. For each game of the 2009 home schedule, the Royals will select a deserving individual from the community to sit in the seat where Buck sat for many years, both as a fan and scout for the organization. To nominate a Legacy Seat honoree, visit royals.com/legacysat.



T.A.K.E. Defense Classes at The K



Royals Charities teams up with The Ali Kemp Educational Foundation and 98.1 KUDL to host T.A.K.E. Defense self-defense training classes on the field at Kauffman Stadium on May 2 and September 19.

Last year's T.A.K.E. Defense classes at Kauffman Stadium were a huge hit.

2009 EVENTS TO REMEMBER

April 13	Welcome Home Luncheon
April 25-26	Baseball Equipment Drive
May 2	T.A.K.E. Defense Class
May 14	Girls' Night Out for Susan G. Komen for the Cure
May 18	Royals Celebrity Golf Tournament
May 25-30	Royals Wives Food Drive
July 20-24	Royals 17th Annual Blood Drive Week
July 23	Diamond of Dreams: Taking the Field for Operation Breakthrough
August 8-9	Back to School Drive
September 5	Royals Run: 5K Run/Walk
September 19	T.A.K.E. Defense Class
September 24	Girls' Night Out for the American Heart Association
September 24-26	Coat Drive
September 26	Shirts Off Their Backs



Royals Celebrity Golf Tournament

The Royals Celebrity Golf Tournament, set for May 18 at The National, benefits Special Olympics of Greater Kansas City and gives fans the opportunity to play golf with current players and Royals Alumni.

Royals pitcher Gil Meche joins two Special Olympic athletes during the 2008 tournament.



Diamond of Dreams: Operation Breakthrough



Diamond of Dreams: Taking the Field for Operation Breakthrough

Royals Charities hosts Diamond of Dreams on the field at Kauffman Stadium on July 23. The event features a live band, drinks, appetizers and more with proceeds benefiting Operation Breakthrough.

Royals FanFest

Royals FanFest is one of the club's biggest offseason events with proceeds benefiting Royals Charities. In January 2009, more than 45 current and former players, coaches and minor league prospects participated in the weekend festivities as the club welcomed nearly 10,000 fans to the Overland Park Convention Center. FanFest is held in addition to the club's annual winter caravan, during which Royals players, coaches, alumni, front office staff and Sluggerrr visit communities throughout the Midwest.



For more information on Royals Charities or Royals community outreach events:

- ▶ Visit the Royals website, www.royals.com, under the community link.
- ▶ Call (816) 921-8000

Royalty Fields

Created in 2006, the Royalty Fields grant program is an ongoing Royals Charities effort that strives to improve baseball and softball facilities across the Midwest. Baseball and softball programs in Missouri, Kansas, Nebraska, Iowa, Oklahoma or Arkansas can apply for a Royalty Fields matching grant of up to \$5,000 for major renovations. To apply for a Royalty Fields grant, visit royals.com/royaltyfields. Deadlines are February 1 and August 1.




Royals Run: 5K

Royals Run: 5K Run/Walk for the Autism Alliance

Royals Charities and KC Magazine host the first Royals Run, a 5K run/walk to benefit the Autism Alliance of Greater Kansas City, on September 5. Participants will finish

the race on the Kauffman Stadium field.





CHAIRMAN/OWNER

DAVID GLASS

David Glass enters his 10th season as Owner and Chief Executive Officer of the Kansas City Royals. In 1993, Glass was appointed interim chairman and Chief Executive Officer upon the death of Ewing Kauffman and in April, 2000, his family acquired the Royals organization, where he continues to serve in the same capacity.

During his ownership, Mr. Glass has been an active member of Major League Baseball and serves on several key committees which include the Executive Council of Major League Baseball, MLB.com and Baseball Enterprises. He was elected in July, 2000, to the Board of Directors of the Baseball Hall of Fame where he serves as a member of the Pension Committee.

Prior to acquiring the Royals, Mr. Glass spent 25 years with Wal-Mart Stores, Inc., serving as president and chief executive officer for 12 years and earning the reputation as one of the nation's premier executives. Under Glass' stewardship, he was credited with leading Wal-Mart through a period of unprecedented growth and becoming the nation's largest retailer with stores, supercenters and Sam's Clubs throughout the United States and internationally.

As a leader in the retail industry, Mr. Glass has been recognized with numerous awards throughout the years and was inducted into the Retail Hall of Fame in August, 2000. He continues to serve as a member of the Wal-Mart Board of Directors.

A native of Mountain View, Mo., Mr. Glass earned a business degree from Missouri State University. Currently, the College of Business is named David D. Glass Hall in honor of his dedication to the university. He and his family continue to support higher education as well as several other charitable interests.

Mr. Glass and his wife, Ruth, are the parents of three children, who also serve on the Royals Board of Directors, and six grandchildren.





PRESIDENT DAN GLASS



Dan Glass enters his 10th season as President of the Kansas City Royals and oversees all aspects of the Royals organization. Glass also serves on the Royals Charities Board of Directors and on the Board of Directors of the Kansas City Crime Commission.

Glass previously worked in the Royals Baseball Operations Department from 1993-98. He joined the club as the Baseball Operations Assistant before being named Assistant Director of Player Personnel in 1996, where he assisted with the day-to-day operations of the Major League club and the Player Development and Scouting Departments.

In addition, Glass was responsible for the coordination and development of the Royals Latin America program. Under his guidance, a comprehensive program to enhance the Latin America program was implemented, specifically including lengthening the playing season in the Dominican Republic from four months to 10, adding scouts and instructors in the Dominican Republic and Venezuela and upgrading the facilities in the Dominican Republic. He also initiated classes for Spanish speaking players, teaching them English and how to adapt to American culture.

Prior to joining the Royals, he spent six years as an owner in the jewelry retail business and worked in Glass Enterprises focusing on real estate development projects.

He attended Missouri State University and graduated from Drury College with a bachelor's degree in business administration. Before entering college, Dan worked in management for five years with Wal-Mart in Fayetteville, Ark., and as an Assistant Manager in Tahlequah, Okla., Tulsa, Okla., and Carbondale, Ill.

Dan resides in Olathe, Kan., with his wife, Penny. The couple has a son, Dayne, and a daughter, Danielle.





BOARD OF DIRECTORS



Ruth Glass

Ruth Glass, the wife of David Glass, and mother of three children, Dan, Don and Dayna, is a member of the Royals Board of Directors. A native of New Mexico, Ruth makes numerous appearances as an inspirational speaker at Christian women's groups, churches and businesses. She currently resides with David in Bentonville, Ark.



Don Glass

Don Glass brings a multi-talented background to the Kansas City Royals. He is the owner of SCC Wholesale, a real estate appraiser and a partner in Glass Investments. He also has a vast educational background, earning bachelor's degrees in geology and secondary education from the University of Arkansas, as well as a B.S. in management information systems from the University of Tulsa.

Glass resides in Rogers, Ark., with his wife, Tammie, his son, Darian, and daughter, MacKinna.



Dayna Martz

An avid baseball fan her entire life, Dayna brings love and passion for the game as a member of the Royals Board of Directors. She has worked in the business community in finance, merchandising and retail sales. She is also the Chairman of PMD Enterprises and Secretary/Treasurer of the Glass Family Foundation.

Martz graduated from the University of Arkansas with a bachelor's degree in retail marketing. She currently resides in Bentonville, Ark., with her husband, Phil, and their three children, Kyle, Cameron and Kenzie.



Julia Irene Kauffman

Julia Irene Kauffman is Chairperson and Chief Executive Officer of the Muriel McBrien Kauffman Foundation. Prior to assuming the office of Chairman with the Foundation, Julia worked for the Kansas City Royals Baseball Club as Director of Civic and Community Relations. She has been a member of the Royal Lancers organization since 1977, was elected to the Lancer Board of Directors in May 1998, and was Lancer President in 1999.

Julia currently is Chairman of the Board of the Kansas City Ballet, a member of the Kansas City Symphony Foundation Board of Directors and the Lyric Opera of Kansas City. She is a member of the Board of Trustees of the University of Missouri-Kansas City, and the Heart of America Council/Boy Scouts of America Executive Board. Julia is also Chairman of the Board of the Kauffman Center for the Performing Arts, guiding efforts for the construction of a new Performing Arts Center in Kansas City. Julia resides in Mission Hills, Kan. She has three daughters, two granddaughters and one grandson.



Dale Rohr

Dale Rohr retired from the Royals in 2009 after 34 seasons with the club. Rohr joined the Royals in July of 1974 as controller and was appointed to a vice president position in November of 1980. In January of 1989, his title was changed to Vice President-Finance. He was later promoted to Vice President-Finance & Administration and served in that capacity until his retirement. In addition to his role as chief financial officer, Rohr also served on the Royals Charities Board of Directors.

Rohr was born on May 24, 1947 in Denver, Colo., but grew up in the Kansas City area where he attended Bishop Miege High School. He received a degree in business from Kansas State University in 1970.

Rohr and his wife, Mary, have two children, Tom and Julie.



Herk Robinson

Herk Robinson spent 34 years in the Kansas City Royals organization and retired during the 2004 season after serving as Executive Vice President and Chief Operating Officer for four seasons. Robinson served as the Royals General Manager for 10 seasons, from 1990 to 2000. During his tenure as GM, Robinson pushed for the Royals minor league pipeline to pump quality talent to the Major League level.

Under Robinson's leadership, the Royals were named 1994 Organization of the Year by Topps, Baseball America and USA Today. In 1995, Topps tabbed the Royals and New York Mets as co-winners of baseball's Organization of the Year award and the Royals finished second to the Oakland Athletics for the top spot in 1998.

After seven years with the Cincinnati Reds and Baltimore Orioles, Robinson joined the club just after its inaugural season in December of 1969 as Assistant Scouting Director. He was steadily promoted up the Royals ladder as Director of Operations in 1973, Vice President in 1975 and Executive Vice President for Administration in 1981. Herk was honored at the 2001 Kansas City Baseball Awards Dinner with the "Mister Baseball" Award, which is presented to a person who has contributed greatly to further the cause of professional baseball in Kansas City.

Robinson attended the University of Miami (Fla.) and Washington University in St. Louis. He and his wife, Kathy, reside in suburban Kansas City.



SENIOR VP- BASEBALL OPERATIONS/GM

KC

DAYTON MOORE

Royals General Managers

- ▶ **Cedric Tallis**
1969-June, 1974
- ▶ **Joe Burke**
1974-Oct., 1981
- ▶ **John Schuerholz**
1981-Oct., 1990
- ▶ **Herk Robinson**
1990-June, 2000
- ▶ **Allard Baird**
2000-May, 2006
- ▶ **Dayton Moore**
2006-Present

Dayton Moore was named Senior Vice President-Baseball Operations/General Manager on May 30, 2006. He officially assumed his duties, becoming the sixth general manager in franchise history, on June 8, 2006.

Moore was presented by the Atlanta Braves 400 Club with its Ivan Allen, Jr. "Mr. Baseball" Award, given to "the person who has contributed significantly to the promotion of baseball in the Atlanta area" in February 2006. He was also awarded the 2005 Executive of the Year by the Mid-Atlantic Scouts Association. He was named by Baseball America in 2005 as one of the Top 10 Up-and-Coming Power Brokers in Major League Baseball and in 2004, was named the top general manager prospect by the same publication.

Moore, a native of Wichita, Kan., brought an impressive resume to the Royals in 2006. He had previously worked for the Atlanta Braves organization since 1994, most recently serving as Assistant General Manager/Baseball Operations since August, 2005.

Prior to his tenure as assistant general manager, Moore served three years as Director of Player Personnel where he was responsible for overseeing all aspects of scouting and player development. He originally joined the Braves organization as an area scouting supervisor and was promoted to the front office in August, 1996 as an assistant in the baseball operations department. Moore was named Assistant Director of Scouting in November of 1996 and added the title of Assistant Director of Player Development in 1999. He was promoted to Director of International Scouting during the 2000 season and earned a promotion to Director of Player Personnel in 2002.

Prior to joining the Braves organization, Moore served as an assistant baseball coach at George Mason University from 1990 to 1994. While working on a graduate degree at GMU, Moore also managed the Winchester Royals of the Shenandoah Valley League from 1991 to 1993.

Moore played a key role in a majority of the Braves string of 14-straight division titles. Under the leadership of Braves General Manager and former Royals GM John Schuerholz, the Braves earned the prestigious Organization of the Year Award from Baseball America several times, including 2005, when 18 rookies contributed to a team that posted 90 wins. The Braves won at least 100 games five times between 1997-2003 and had not won fewer than 88 games in any non-strike shortened season since 1990 prior to the 2006 season.

A leader in the Kansas City community, Moore was named in 2007 to the Board of Directors of the NAIA's Champions of Character program which instills an understanding of character values in sport and provide practical tools for student-athletes, coaches and parents to use in modeling exemplary character traits. Moore is a regular speaker at numerous community events each year.

Prior to this season, Moore and manager Trey Hillman started the The Get In the Game Foundation, which is a tax-exempt public foundation dedicated to improving the socio-economic conditions within urban core, rural, and disaster impacted communities within the greater Kansas City area. The Foundation intends to fund programs and events that use sports, business, and civic leaders to identify, inspire, and empower young people to engage in social enterprise.

Moore graduated from George Mason University in 1989 with a degree in physical education and health. Three years later, he earned his master's degree in athletic administration from GMU. He and his wife, Marianne, reside in Leawood, Kan., and have two daughters, Ashley and Avery, and a son, Robert.

MAJOR PERSONNEL ACQUISITIONS UNDER MOORE

Date	Name	Pos.	Acquired	Date	Name	Pos.	Acquired
07-24-06	Dan Cortes	RHP	Trade w/ CWS	11-28-07	Yasuhiko Yabuta	RHP	Free Agent
07-31-06	Ryan Shealy	1B	Trade w/ COL	12-06-07	Jose Guillen	OF	Free Agent
08-04-06	Luke Hochevar	RHP	Draft pick signed	12-14-07	Alberto Callaspo	INF	Trade w/ ARI
12-06-06	Brian Bannister	RHP	Trade w/ NYM	12-20-07	Ron Mahay	LHP	Free Agent
12-07-06	Joakim Soria	RHP	Rule 5 Draft	12-26-07	Miguel Olivo	C	Free Agent
12-08-06	John Bale	LHP	Free Agent	10-30-08	Mike Jacobs	1B	Trade w/ FLA
12-11-06	Gil Meche	RHP	Free Agent	11-19-08	Coco Crisp	OF	Trade w/ BOS
12-16-06	Ross Gload	1B/OF	Trade w/ CWS	12-15-08	Kyle Farnsworth	RHP	Free Agent
07-31-07	Kyle Davies	RHP	Trade w/ ATL	01-09-09	Willie Bloomquist	INF/OF	Free Agent



SENIOR VP- BUSINESS OPERATIONS

KC

KEVIN UHLICH



Kevin Uhlich was named the Royals Senior Vice President-Business Operations on Nov. 7, 2006. Uhlich has 32 years of professional baseball experience, most recently serving as Executive Vice President for the Washington Nationals in 2005 and 2006. Uhlich oversees the entire business side of the Royals organization and is specifically involved in the renovations of Kauffman Stadium, which has been completed for the 2009 season.

Prior to his tenure with the Nationals, Uhlich spent 28 seasons in the Angels organization, starting as a batboy with the club in 1976. He worked his way through the Angels organization, serving as Vice President of Stadium Operations and Vice President of Sales, Marketing and Operations. He was then named the club's Senior Vice President of Business Operations in 2002, the same season the Angels won their first World Series title.

During his time with the Angels, Uhlich spearheaded the renovation of Anaheim Stadium that was completed in 1998. He also implemented the club's change in uniforms and color scheme to predominantly red and helped create the "Rally Monkey" craze during the Angels playoff runs.

He joined the Nationals organization as the club made the move from Montreal to Washington, D.C., prior to the 2005 season. He assembled the club's business department while the club was owned by Major League Baseball and continued to lead the business efforts as the Nationals transitioned to the Lerner family ownership group. He also was instrumental in plans for the new ballpark in Washington, D.C., which opened prior to the 2008 season.

Uhlich and his wife, Juanita, have twin boys, Chase and Cody, and a daughter, Kate. They reside in Overland Park, Kan.



Kevin Uhlich stands with the Kauffman renovation model

ROYALS OFFICERS



George Brett Vice President-Baseball Operations

George Brett is in his 16th year as the Royals Vice President-Baseball Operations, continuing his long-time association with the organization. The 55-year-old Hall of Famer, who was selected by the Royals in the 2nd round of the 1971 June Free Agent Draft, spent his entire big league playing career in Kansas City before moving into the front office following his retirement in 1993.

Brett was inducted into Baseball's Hall of Fame in July of 1999 after receiving 98 percent of the votes, the fifth-highest mark in history. He played 21 seasons for the Royals, collecting 3,154 hits, three batting titles (1976, 1980 and 1990) and a Most Valuable Player Award (1980). The Royals retired Brett's number 5 and inducted him into the club's Hall of Fame on May 14, 1994.

Brett is involved in numerous charitable causes as well as several enterprises. He and his brothers own Brett Brothers Sports International which manufactures bats, gloves and other baseball equipment. Brett Brothers also own interest in several professional teams.

George and his wife, Leslie, have three sons, Jackson, Dylan and Robin.



Toby Cook Vice President-Community Affairs & Publicity

Toby Cook joined the Royals front office in August 2006 and now serves as Vice President-Community Affairs & Publicity after more than 20 years in broadcasting. Cook oversees community relations and publicity for the club, including player and staff appearances, partnerships with civic organizations, and Royals Charities.

Prior to joining the Royals, Cook spent 15 years as a news anchor and reporter for four television stations, including the last nearly nine years at WDAF-TV in Kansas City. A Royals fan growing up, Cook started in radio at the age of 16 in his hometown of Independence, Kan. He worked in Junction City, Kan., and then helped start the first morning show at KOAM-TV in Pittsburg, Kan. He was named "Broadcaster of the Year" while working at WSET-TV in Lynchburg, Va., before moving back to the Midwest in 1998 where he has covered presidential elections, Pope visits and several Royals home openers.

Cook resides in Overland Park, Kan., with his wife, Barbara, and their children, Adam, Molly, Annabelle and Andrew.



Neil Harwell Vice President-Corporate Alliance

Neil Harwell enters his seventh year with the Royals and his second as Vice President-Corporate Alliance and is charged with developing the club's business sales, including corporate sales and broadcasting.

Prior to joining the Royals, Harwell spent 18 years in various capacities at Time Warner Cable in Kansas City. He served as Vice President and General Manager of Advertising Sales for the Kansas City Interconnect, managing the advertising effort for Time Warner and Comcast, from 2000-2003. He was also the General Manager of Metro Sports (1997-2000), as well as a Regional Vice President of Prime Sportschannel Networks (1995-97) and Director of Marketing and Sales of Time Warner (1988-95). He also has numerous on-air experiences, including his current television play-by-play position with UMKC basketball.

An area native from Shawnee Mission East High School, Harwell received a bachelor of science degree in mass communications from Oklahoma Christian University in 1981. He resides in Olathe, Kan., with his wife, Jamie. The couple has two children, Ryan and Stephanie.



David Laverentz

Vice President-Finance and Administration

David Laverentz joins the Royals in 2009 and serves as Vice President-Finance and Administration. As the Royals chief financial officer, he is involved in virtually all facets of the organization. Laverentz also oversees finance and accounting, human resources, payroll, information technology and ticket operations.

Prior to joining the Royals, Laverentz was a senior manager in the audit practice of the Big Four accounting firm KPMG. A Royals fan growing up, Laverentz has an undergraduate degree from Kansas State University and worked as a commercial lending officer prior to getting his master's in accountancy degree from the University of Missouri-Kansas City in 2000. He holds a CPA license in both Kansas and Missouri.

Laverentz resides in Overland Park, Kan., with his wife Delois, and their children, Daniel and Matthew.



Bob Rice

Vice President-Ballpark Operations & Development

Bob Rice enters his sixth year as Vice President-Ballpark Operations and Development after assuming the position on Feb. 19, 2004. Rice oversees all stadium-related operations for the Royals, including ballpark improvements and maintenance, event operations and customer service. He is specifically involved in the ongoing renovations of Kauffman Stadium which are scheduled to be completed by July, 2009.

Rice spent the previous 16 years working for SMG, considered the world's leading company in the management of public assembly facilities. During his career with SMG,

he helped oversee several stadiums from the construction stages to their final phases of operation and has built a reputation for helping maximize facility revenues.

Rice has served as general manager of numerous facilities during his career, including the Coliseo de Puerto Rico in San Juan (2001-2004), the Ice Palace Arena in Tampa (1996-2001), the Sheffield and London Arenas in England (1993-1996), the St. Louis Arena (1992-1993) and the Kellogg Arena in Battle Creek, Michigan (1989-1990). He also served as the Director of Finance for the St. Louis Arena from 1990 to 1992.

Most recently, Rice was responsible for the planned opening of a new state-of-the-art, multi-purpose 18,500 seat facility in San Juan, where he worked with the Puerto Rican government regarding oversight of construction and the hiring and training of the facility's entire staff.

Rice graduated with a bachelor of science and business administration in accounting from Central Michigan in 1982. Before earning his degree he served as a Corporal in the United States Army from 1976 to 1979. Bob has three children, Hannah, Michelle, and Andrew.



Mike Swanson

Vice President-Communications & Broadcasting

In his 31st season of Major League baseball in 2009, Mike Swanson is in his third season as the Royals Vice President-Communications and Broadcasting. Known as "Swanee", he worked in the Royals PR department in the 70s and comes to Kansas City after nine seasons with the Arizona Diamondbacks as Senior Director of Public Relations.

In 2002, he earned the prestigious Robert O. Fishel Award for Public Relations Excellence. The award, named after the long-time baseball executive, goes to the "Active, non-uniformed representative of Major League Baseball whose ethics, character, dedication, service, professionalism and humanitarianism best represents the standards propounded by Robert O. Fishel." The honor came two years after he served as the Public Relations liaison for the

MLB All-Star squad that played an eight-game series in Japan in November, 2000.

Prior to his start-up role with the Diamondbacks, "Swanee" had a similar experience with the Colorado Rockies, joining their staff in 1992 a year before they played their first game. He has also worked in public relations with the San Diego Padres.

Though baseball is his passion, Swanson has had the opportunity to work in other sports. His mother, the late Betty Swanson, worked for both the Kansas City Athletics and Chiefs over a 36-year span, with the younger Swanson tagging along and working in the equipment rooms of both franchises.

Around his baseball career, Swanson has also served as a statistician, starting in 1977 with Keith Jackson on college football and evolving into stints with Monday Night Football, and the sharing of booth space with some of the top announcers in sports. The Kansas Jayhawk fan has worked a total of six Final Fours, six Super Bowls, four NFC Championship Games, five Sugar Bowls, six Cotton Bowls, three Fiesta Bowls and the 2007 BCS Title Game.

Swanson and his wife, Renee, have a 10-year old daughter, Rachel, and reside in Lee's Summit, Mo.



Dean Taylor

Vice President-Baseball Operations/Assistant General Manager

Dean Taylor was named as Vice President-Baseball Operations/Assistant General Manager of the Royals on June 13, 2006.

Taylor joined the Royals after serving as the Assistant General Manager of the Cincinnati Reds since December of 2003. Taylor is no stranger to the Royals organization as he began his Major League career in Kansas City and was a key part in the Royals postseason success from 1981-89.

Taylor brings a wealth of knowledge and experience to the Royals as he is in his 34th year of professional baseball. He served as Senior Vice President and General Manager

of the Milwaukee Brewers from 2000-02 and spent the 2003 season as a consultant with the Los Angeles Dodgers, scouting Major League players and evaluating the organization's minor league system.

Prior to his stint in Milwaukee, Taylor spent nine seasons as the Atlanta Braves Assistant General Manager under John Schuerholz and contributed to eight consecutive National League Eastern Division titles and the 1995 World Series Championship. With the Braves, he was responsible for player contract negotiations and overseeing the day-to-day administrative duties related to major league personnel while working closely with the scouting and player development departments.

Taylor began his baseball career as a minor league general manager for four seasons in the Northwest League, including two years with the Eugene, Ore., club in 1979-80.

He joined the Royals front office in 1981 as an administrative assistant in the minor league department and a year later was named Royals Assistant Director of Scouting and Player Development. Following the Royals world championship season in 1985, he was promoted to Assistant to the General Manager under Schuerholz. He remained in that position until 1990, when he was hired by Major League Baseball as Manager of Baseball Operations in the Commissioner's Office.

Taylor is a member of the MLB Safety and Health Advisory Committee, which investigated the sport's broken bat incidents and made recommendations that were adopted for the 2009 season. During his tenure as the Brewers General Manager, he also served as Chairman of the MLB Rules and Administration Committee.

During his tenure as the Brewers General Manager, he also served as Chairman of MLB's Rules and Administration committee.

Taylor graduated from Claremont McKenna College (Calif.) in 1973 with a bachelor's degree in economics and from Ohio University in 1975 with a master's degree in sports administration. He was named the 2001 Distinguished Alumnus of the Ohio University Sports Administration Program.

Taylor and his wife Susan, who is a native of the Kansas City area, reside in Lee's Summit, Mo. He has one son, Colby.



Mark Tilson

Vice President-Sales & Marketing

Mark Tilson was named the Royals Vice President-Sales and Marketing in February, 2007. Tilson oversees the club's marketing, ticket sales, promotions, and event presentation and production departments.

Tilson joined the Royals organization after working as the Vice President of Marketing and Ticket Sales for the Washington Nationals since March 2006. Prior to his time with the Nationals, Tilson spent nearly 11 years with the San Diego Padres, his most recent post as Vice President of Sales and Services. While with San Diego, he was instrumental in the Padres transition to PETCO Park and oversaw a 125-percent increase in season ticket sales

as the Padres attendance grew to over three million fans in 2004. Tilson also implemented a highly-successful premium membership sales program which generated significant incremental revenue for the Padres during the construction of PETCO Park. During his tenure, the Padres sales and marketing team was widely recognized throughout the industry for innovative marketing and revenue generation programs.

In 2007, Tilson's first season with the club, the Royals increased their sales staff and have strongly emphasized the team's season ticket and group sales efforts. 2007 also saw the launch of successful marketing and promotional programs such as "Viva Los Royals", the team's Hispanic Heritage event and the Royals "Girls Night Out".

Tilson received a bachelor of arts degree in international politics from Columbia University where he was also a four-time varsity letter winner in track and field and played on the basketball team. A native of Los Angeles, Calif., he and his wife, Brooke, reside in Overland Park, Kan., with their daughter, Dylan and son, Wyatt.



BASEBALL OPERATIONS



J.J. Picollo

Assistant General Manager-Scouting & Player Development

J.J. Picollo will begin his first full season as the Royals Assistant General Manager-Scouting and Player Development. He was named as an Assistant GM on July 3, 2008. Picollo joined the Royals staff on Aug. 13, 2006 as Director of Player Development.

Picollo came to the Royals after serving as the Director of Minor League Operations for the Atlanta Braves since November 2005 and had been with the organization since 1999. Prior to his promotion as Director of Minor League Operations, Picollo served as the Assistant Director of Player Development after working as an Area Scouting Supervisor for Virginia, Maryland, Delaware, West Virginia, Pennsylvania, New Jersey and Washington D.C.

Prior to joining the Braves in 1999, Picollo served as Recruiting Coordinator and Hitting/Catching Instructor for a total of five years, three at George Mason University and two at The George Washington University. He was drafted on two occasions by the Cincinnati Reds (1989 and 1993) and eventually signed with the New York Yankees after his senior year at GMU in 1994. He played his first two years of college baseball at North Carolina State and earned his bachelor's degree in communications at GMU and his master's degree in sports administration from The George Washington. He and his wife, Nicole, have three children, Michael, Ryan and Lauren, and they reside in Leawood, Kan.



Mike Arbuckle

Senior Advisor to the General Manager/Scouting & Player Development

Mike Arbuckle joined the Royals on Nov. 14, 2008 as Senior Advisor to the General Manager/Scouting and Player Development. Arbuckle joined the Royals after serving the Philadelphia Phillies as Assistant General Manager/Scouting and Player Development since October, 2001. Prior to that time he had served as the Phillies Director of Scouting since November, 1992. In his role with the Phillies, Arbuckle was responsible for overseeing the scouting staff, amateur draft, international scouting program, and professional scouting program. He also oversaw the player development staff and minor league instructional program along with assisting the general manager with major league player personnel decisions such as trades and free agent acquisitions.

Arbuckle began his scouting career as a part-time scout with the Phillies in 1977 before joining the Atlanta Braves in 1980 for a 12-year stint in which he served as an area scout, regional scouting supervisor and national cross-check scout. During his scouting career, he has scouted at all levels.

Arbuckle is a graduate of Trenton (Mo.) High School and North Central Missouri College. He received a bachelor's degree in education from Northwest Missouri State University and a master's in secondary education from the University of South Alabama. He was a 1969 draft selection by the St. Louis Cardinals.

Arbuckle and his wife, Martha, reside in Liberty, Mo. They have two daughters, Shelly and Kellie. They also have four grandchildren; Bethni, Austin, Katey, and Emma, as well as one great granddaughter, Addison.



Jin Wong

Director-Baseball Administration

Jin Wong is in his tenth season in the Royals organization in 2009, his second as Director-Baseball Administration. He joined the Royals as Scouting Operations Coordinator in 2000, was promoted to Manager-Scouting Operations in 2001, Manager-Baseball Operations in 2002 and Director-Baseball Operations in 2004.

Wong works closely with GM Dayton Moore and Assistant GM Dean Taylor in assisting with player contract negotiations, salary information, arbitration preparation, statistical analysis and budgetary procedure. He also oversees the club's video coordination for the Major League players.

He came to Kansas City from Richmond, Triple-A affiliate of the Atlanta Braves, where he was the Group Sales Manager. Prior to joining Richmond he worked for Atlanta as a Baseball Operations Trainee in 1997.

Wong received a bachelor of science degree in business administration from the University of Mary Washington in Fredericksburg, Va., in 1997. While at Mary Washington, he was a Division III All-American in baseball in 1996. He resides in Overland Park, Kan., with his wife, Libby.



Scott Sharp

Director-Minor League Operations

Scott Sharp was named Director of Minor League Operations on Aug. 1, 2008. He joined the Royals organization on Sept. 28, 2006, as Assistant Director of Player Development after serving for eight seasons as an area scout with three Major League clubs. Sharp oversees the Minor League Operations for the Royals.

Sharp came to Kansas City from the Texas Rangers where he served as an area scout for two years where he was responsible for North Carolina, South Carolina and Georgia. Prior to joining Texas, he was an area scout for Pittsburgh for two seasons (2003-2004) and the Los Angeles Dodgers for four years (1999-2002). He was named the Dodgers' 2000 Scout of the Year. His first player signing was Eric Junge, who debuted with the Phillies in 2002.

Sharp began his professional career as a 25th round selection of the Cincinnati Reds in 1994. He played catcher in the Reds system through the 1997 season. Sharp earned his bachelor's degree in accounting from The George Washington University, where he played four seasons as an infielder, catcher and pitcher. A native of Sykesville, Md., he currently resides in Lee's Summit, Mo., with his wife, Kimberly, son, Hayden, and German shorthaired pointer, Ella.



Lonnie Goldberg Director-Baseball Operations

Lonnie Goldberg will spend his second season with the Royals after spending the previous six seasons in Atlanta as an area scout and, most recently, as a national scouting supervisor.

As an area scout, Goldberg covered various territories including Canada and the Northeast. He also has scouted the junior college ranks extensively.

The Fairfax, Va. native was a 27th round selection by the Rangers in 1993 following a standout career at George Mason. At GMU, he played for Royals GM Dayton Moore and with Royals Director of Minor League Operations J.J. Picollo. An infielder, Goldberg played three seasons in the minors with Texas before playing in both the Independent Leagues and overseas in Taiwan. He ended his playing career in 2000 in the Rockies system before managing the

Yuma Bullfrogs in the Independent Western League in 2001. He and his wife, Blythe, son, Jaxon, and daughter, Jaden, reside in Overland Park, Kan.



Steve Williams Assistant Director-Scouting

Steve Williams was named Assistant Director of Scouting on Aug. 15, 2006. Williams brings a wealth of baseball experience after working as a scout with the 2006 A.L. Champion Detroit Tigers since 2000. He had served as Detroit's East Coast Supervisor since 2001, overseeing a territory from Maine to Puerto Rico. Prior to that he was the Tigers Midwest Supervisor from 2000-2001.

A respected name within the scouting community, Williams has served as president of the Buck O'Neil Scouting and Coaches Association for the past six years. His career has also included scouting stints with the Blue Jays and Twins.

He was Toronto's Midwest Area Scout from 1995-99, covering a seven-state region. He also served as an area scout for the Minnesota Twins from 1988 to 1995, covering Virginia, Tennessee, Georgia, North Carolina and South Carolina. During his career, he has signed a number of players, including Major Leaguers Mike Trombley as a Twins scout and Orlando Hudson with the Toronto Blue Jays.

Williams began his scouting career after earning four letters for the Clemson Tigers baseball team from 1984-87. He graduated from Clemson in 1987 with a bachelor of science degree in industrial education. He and his wife, Vickie, have a 9-year-old daughter, Stacie, and they reside on Overland Park, Kan.



Kyle Vena Baseball Operations Assistant

Baseball Operations Assistant Kyle Vena begins his 14th season with the Royals, his third in his current position. Vena assists GM Dayton Moore and the baseball operations staff in all facets of the club's Major League daily operations, including roster and statistical analysis, coordination of professional scouting coverage, and overseeing the Royals baseball operations internship program. He also works very closely with the scouting and player development departments.

Vena began his baseball career as a batboy before moving to the clubhouse to assist the Royals clubhouse manager in day-to-day operations in 2001. He was hired as the Baseball Operations Intern in December, 2005 before being promoted to his current position in October,

2006. While at the University of Kansas, he served as the student assistant coach for the Jayhawks Baseball team.

A member of the Missouri Bar, Vena graduated from the University of Missouri-Kansas City School of Law in December, 2005. He received a bachelor's degree in sports management from the University of Kansas in 2002. Vena graduated from Blue Valley Northwest High School and currently resides in Leawood, Kan., with his wife, Ashley, and their daughter, Peyton.



Gene Watson Coordinator-Professional Scouting

Gene Watson was named a Major League scout for the Kansas City Royals on August 16, 2006, before being promoted to his current position on Oct. 31, 2008. Watson will oversee the Royals Pro Scouting staff. He came to the Royals from the Florida Marlins organization, where he was a professional scout covering the A.L. and N.L. Central divisions, as well as the Double-A Texas League for four years, including the Marlins 2003 World Series season. He worked with the San Diego Padres beginning in 1997 and then joined the Atlanta Braves in 2000, working under current Royals GM Dayton Moore covering a number of minor leagues, as well as evaluating the top amateur players. He has 10 years of experience covering Major

League Spring Training, minor league scouting, and has scouted the Venezuelan and Mexican winter leagues.

Watson, a member of the 2008 Summer Olympic Baseball selection committee and the 2009 World Baseball Classic selection committee, played college baseball at the University of Texas at Arlington from 1989-1991 before joining the Texas Rangers stadium operations staff in 1991. A 1987 graduate of Temple High School in Temple, Texas, he now resides in Georgetown, Texas. He and his wife, Melanie, have two children, Tyler and Macey.



BASEBALL OPERATIONS (CONT.)



Linda Smith **Manager-Scouting Operations**

Linda Smith enters her 38th year in Major League Baseball after rejoining the Royals organization in 2001 as Manager-Scouting Administration. Her title was changed to Manager-Scouting Operations in 2004. Smith was given the "Special Recognition" award by the Greater Midwest Scouts Association in 2007 for her dedication and commitment to professional baseball especially in the realm of scouting and player development.

Smith is responsible for the day-to-day operations of the scouting department where she works closely with all of the organization's amateur scouts. Smith is also instrumental in the preparation and execution of the June Amateur Draft.

Prior to her current stint with the Royals, Smith worked with the Atlanta Braves from 1992-1996 as Administrative Assistant-Scouting and from 1997-2000 as the Administrative Coordinator-Baseball Operations. Smith spent the 1997 season as the Assistant to the Director of Scouting for the Texas Rangers. During her first tenure with the Royals from 1972 to 1992, she worked in public relations, group sales, marketing, scouting and player development.

Smith earned her bachelor of science degree in business education from Missouri State University in Springfield, Mo. She resides in Lee's Summit, Mo.



Emily Penning **Administrative Assistant for Baseball Operations**

Emily Penning begins her second season as an Administrative Assistant for Baseball Operations. Emily joined the Royals from the Atlanta Braves organization, where she was the Human Resources Coordinator since December of 2004.

Prior to working for the Atlanta Braves, Emily worked at Turner Broadcasting System, Inc., as the Turner Temp Coordinator. Before moving to Atlanta, Emily lived in her home town of Springfield, Ill., and her work experience included positions within the Ameren Corporation and the United States Secret Service.

Emily attended Southern Illinois University and Lincoln Land Community College. She resides in Overland Park, Kan.



Mike Groopman **Administrative Assistant for Baseball Operations**

Mike Groopman was named Baseball Operations Administrative Assistant in November, 2008, after serving as the Baseball Operations intern during the 2008 season. Groopman assists in all areas of the Baseball Operations department, including Major League operations, amateur and professional scouting, and player development.

Before joining the Royals, Groopman served internships with the Cincinnati Reds Baseball Operations department in 2006, the New York Mets Baseball Operations department in 2007, and Major League Baseball's Labor Relations Department prior to the 2008 season.

A native of Brookline, Mass., Groopman received a degree in middle eastern languages and cultures from Columbia University in 2007. He currently resides in Kansas City, Mo.



Nick Leto **Manager-Arizona Operations**

Nick Leto will begin his second full season as Manager of Arizona Operations in 2009.

Leto works closely with the player development department in assisting daily operations, including minor league travel coordination. He also manages the Royals' Surprise, Ariz., complex. Leto worked as a minor league equipment manager in the Atlanta Braves organization from 2003-2007. He also served as a clubhouse assistant for the Detroit Tigers from 1999-2003. Leto also worked for the MLB European Academy in Italy in 2006 and 2007 and served as an A.L. clubhouse assistant at the 2005 All-Star Game in Detroit.

Leto received a degree in business administration from Central Michigan University, where he served the CMU football program from 1998-2002. He resides in Surprise, Ariz.,

with his wife, Christine, and dog, Bruin.



Colin Gonzales **Cultural Development Coordinator/ Area Scout**

Colin Gonzales enters his first full season as area scout for the Royals. He was named Cultural Development Coordinator in October 2007 after serving as the Baseball Operations Intern the previous season.

Gonzales, in his 3rd year with the Royals, is in charge of amateur scouting responsibilities in Central and North Florida as well as serving as a liaison between all minor league Latin American players and staff. Gonzales began his baseball career during his undergraduate years, spending the 2004 and 2005 summers at the old Royals Academy in Salcedo, Dominican Republic. After graduation, he interned with the West Virginia Power, a minor league affiliate of the Milwaukee Brewers, for the 2006 season.

A native of Kansas City, Kan., Gonzales received a bachelor's degree in sports management from the University of Kansas in 2006. He currently resides in Orlando, Fla.



Art Stewart

Senior Advisor to the General Manager

The longest tenured associate in the organization, Art Stewart is in his 40th season with the Royals and eighth as the Senior Advisor to the General Manager. Art was inducted as the 23rd member of the Royals Hall of Fame in 2008 as well as the Professional Scouts Hall of Fame. The 2007 winner of the Roland Hemond Award for long-time service in scouting and player development held the position of Senior Special Assistant to the General Manager since 1997 after serving as the Director of Scouting since 1984.

During his tenure as Director of Scouting, the Royals were named Major League Baseball Organization of the Year by USA Today in 1984, Baseball America in 1994, and Topps in 1984-85 and 1994-95. Stewart drafted over 70 players that reached the Major Leagues, including Bo Jackson, Kevin Appier, Brian McRae, Mike Sweeney, Johnny Damon, Joe Randa and Carlos Beltran. He is a 16-year member on the Major League Scouting Bureau Board of Directors.

Stewart has played a major role in the origination of the Royals Dominican program, helping the club start the Salcedo Academy in the Dominican Republic. Stewart was recognized in 1998 when the former Royals Academy building was named in his honor.

Before joining the Royals front office, he spent 16 years covering the Midwest as a Royals scout. He began his career in professional baseball in 1953 as a territorial scout for the New York Yankees and was the Midwest Scouting Supervisor from 1958-69.

Stewart has received numerous awards during his 54 years in baseball, including the Ewing M. Kauffman Scouting Award in 1970 and 1983. In 1998 he received an award "For Long Meritorious Service to Baseball" from colleagues and the Topps Company. He received the Bing Devine Executive of the Year Award at the second St. Louis Major League Scouts Hall of Fame Banquet in 1998 and was named "Mister Baseball" at the 29th Kansas City Royals Awards Banquet in January of 1999. Stewart was honored prior to the 2002 season at the Pitch and Hit Club of Chicago's 56th Annual Dinner with the prestigious Baseball Excellence Award, given for meritorious service to the game of baseball. In 2008, he received the Midwest Scout of the Year Award from the Scout of the Year Foundation.

Stewart resides in Lee's Summit, Mo. He has one daughter, Dawn, and two grandsons, David and Mark.



Donnie Williams

Senior Advisor to the General Manager

Donnie Williams will serve as Senior Advisor to General Manager Dayton Moore for the third straight season after working as a Major League Scout for the Tampa Bay Devil Rays since the fall of 1996. In 2003, Williams was named Midwest Scout of the Year. He is no stranger to Royals GM Dayton Moore's philosophy of developing young talent as he worked with the Braves as a scout from 1981-1996. He joined the Braves as an area supervisor and regional croschecker in 1981 and was promoted to Major League scout in 1987, a position he held through 1996.

Williams also worked for the San Diego Padres from 1969 to 1980. He joined the organization in 1969 as part of the franchise's original group of scouts and served as an area scout, croschecker and minor league coordinator. He was also a Major League coach for the Padres from 1977-80, serving as first base coach, third base coach and bench coach during those four seasons.

Williams signed with the Brooklyn Dodgers in 1956 at the age of 17 out of high school as a shortstop and spent 10 years in the system, capped by a 1967 season as player/coach. He resides in Paragould, Ark., with his wife, Marianne. They have three children, Jamie, Tom and Briget.



Rene Francisco

Special Assistant to the General Manager/International Operations

Rene Francisco is in his third full season with the Royals after being named Special Assistant to the General Manager/International Operations on Aug. 13, 2006.

Francisco joined the Royals after working for the Braves as Director of International Scouting in 2005. He returned to Atlanta after spending three years with the Los Angeles Dodgers as the Director of International Scouting.

Francisco initially joined the Braves in 1993 as an international scout, a position he held for three seasons before he was promoted to an Area Coordinator (Florida) during the 1998 season. He was the team's International Coordinator for Latin America from 2000-02.

He was instrumental in the signing of Rafael Furcal (currently with the Dodgers), the Braves 2000 Rookie of the Year, and Wilson Betemit, the former top prospect in the Atlanta organization. He and his wife, Claudia, reside in Wellington, Fla., with their son, Diego.



BASEBALL OPERATIONS (CONT.)



Brian Murphy Assistant to the General Manager

Brian Murphy, who is in his 48th year in professional baseball, will serve as the Assistant to GM Dayton Moore in 2009.

He rejoined the Royals on Aug. 16, 2000 after spending the previous four years in the Atlanta Braves organization as the Special Assistant to the General Manager.

Murphy began his professional career in 1962 in the Pittsburgh Pirates organization. He played 17 years in the minor leagues in the Pittsburgh, Boston, Montreal, Minnesota and Kansas City organizations. He completed his six-year playing career in the Royals system in 1978 with Omaha (AAA).

From 1979-82, Murphy served as a minor league manager for both the Royals and Chicago Cubs before being named the Northeast Area Scout for Kansas City in 1983. He was named East Coast Supervisor in 1986 and was a National Cross-Checker for the Royals from 1987-90. In 1991, he was named the Special Assistant to General Manager Herk Robinson, a position he held until joining the Braves in 1997. In 1989, he was named the Ewing Kauffman Award winner for his contributions to the Royals Scouting Department.

Murphy graduated from Fairfield (Conn.) Prep and attended the University of Bridgeport in Bridgeport, Conn. He currently resides in Sarasota, Fla.



Louie Medina Special Assistant to the General Manager/Player Personnel

Louie Medina is in his ninth year in the Royals organization, his second as Special Assistant to the General Manager/Player Personnel. He also spent three seasons as a Professional Scout.

Medina joined the Royals after spending six years as an Area Supervisor for the Arizona Diamondbacks. Before scouting for the Diamondbacks, he enjoyed an 11-year playing career that began in the Cleveland Indians organization as a first baseman and outfielder. After seven years with the Indians, he played one season in the Royals organization at Triple-A Omaha. He completed his playing career in Japan, playing for Hiroshima from 1993-95.

Medina, a member of the 2008 Summer Olympic Baseball selection committee and the 2009 World Baseball Classic selection committee, graduated from Warren High School in Downey, Calif. He attended and played baseball at Cerritos Junior College in Norwalk, Calif., for two years and then Arizona State for two years. He currently resides in Phoenix, Ariz., with his wife, Carla, and triplets, Arianna, Chloe and Garrett.



Mike Toomey Special Assistant to the General Manager

Mike Toomey, in his 30th year of professional baseball, joined the Royals in 2006 as Special Assistant to the General Manager after serving as a Pro Scout for the Washington Nationals and a National Crosschecker with the Montreal Expos. He had been with the Expos/Nationals organization since 2002 after working with Cleveland, San Francisco, Texas and the New York Mets. He also brings a wealth of international scouting experience as he has scouted Japan, Korea, the Dominican Republic, Puerto Rico, Canada, Italy and Venezuela.

Toomey began his career in Major League Baseball working in the Pittsburgh Pirates organization as a minor league manager from 1980-81. Prior to that, he was the head coach at George Washington University from 1975-79, where he led the Colonials to three-straight NCAA postseason appearances. He has been inducted into the Montgomery Junior College Hall of Fame, the George Washington Hall of Fame and the Mid-Atlantic Scouts Hall of Fame.



Pat Jones Special Assistant to the General Manager

Pat Jones enters his 18th year in professional baseball, his 12th with the Royals organization. Named as Special Assistant to the GM in June of 2000, Jones' primary responsibility is covering the Major Leagues for trade and free agent acquisitions.

One of the original hires by the Colorado Rockies franchise in 1992, Jones won Rockies Scout of the Year in 1994. He joined the Royals organization in 1997 as East Coast Crosschecker and was named National Crosschecker in 1999.

Jones graduated from Ottumwa (Iowa) High School. He attended Indian Hills Community College in Centerville, Iowa, and received his bachelor of science degree from Southern Arkansas University in 1998. He currently resides in Coconut Creek, Fla., with his wife, Milly.

MAJOR LEAGUE SUPPORT STAFF



Dr. Steve Joyce
Head Team Physician

Dr. Steve Joyce begins his 31st year as a Team Physician and 23rd as the Head Team Physician for the Royals. Dr. Joyce is an orthopedic surgeon at Dickson-Dively Midwest Orthopedic Clinic and Kansas City Orthopedic Institute, which was established in 1999. He was the President of the Major League Baseball Physicians Association in 1994 and 1995.

Dr. Joyce received his bachelor of science degree in business from the University of Kansas and his medical degree from the University of Kansas Medical Center. A golfer and hunter, Dr. Joyce resides in Leawood, Kan., with his wife, Lundy, and twin sons, Alex and Nick, who are currently attending the University of Kansas.



Patrick Hammond, D.C.
Team Chiropractor

Dr. Patrick Hammond joined the Royals as team chiropractor in 2000. His clinic, Hammond Chiropractic Center is located in Shawnee, Kan.

Hammond attended Central Missouri State University before attending Cleveland Chiropractic College, where he graduated in 1997.

He lives in Olathe, Kan., with his wife, Brandy, and sons, Noah and Zach.



Nick Swartz
Head Athletic Trainer

In his 33rd season in the organization, Nick Swartz begins his 21st year in Kansas City and 19th as the Royals Head Athletic Trainer. Swartz moved up the ranks as the trainer at Sarasota, Ft. Myers, Jacksonville and Omaha prior to his arrival in Kansas City. He has worked as a trainer in the winter leagues (1981, 1983), for Team USA in the Intercontinental Cup Games in 1987 and for Team USA in the Presidential Cup in 1989. He also coordinated the first Olympic baseball trials in 1991 and was selected as the trainer for the 1996 and 2006 American League All-Star squad. Swartz has also been honored by the American Sports Medicine Institute with the 2006 Career Service Award and a 20-year Major League Athletic

Trainer Service Award from the Professional Baseball Athletic Trainer Society in 2008.

Swartz graduated from Eastern Illinois University with a bachelor's degree in physical education and resides in Blue Springs, Mo., with his wife, CeeCee. They have two children, Eric and Brooke.



Frank Kyte
Assistant Athletic Trainer

Frank Kyte is in his 21st season with the Royals, his seventh as Assistant Athletic Trainer. He worked his way through the Royals system with stops in Eugene (1989-90), Baseball City (1991-92), Memphis (1993-94), Wichita (1995-97), Omaha (1998) and four seasons as the Royals Major and Minor League Rehabilitation Coordinator (1999-2002). Kyte was honored as the Texas League Trainer of the Year in 1996 and served as the trainer for the AA All-Star Game in 1993.

Kyte received his bachelor of science degree in physical education from George Fox University and his master of science degree in teaching-physical education from Portland State University. He and his wife, Karol, reside in Independence, Mo. They have two children, Heather and Shannon.



Jeff Stevenson
Assistant Athletic Trainer

Jeff Stevenson begins his second season as an Assistant Athletic Trainer for the Royals after spending nine seasons as trainer at Triple-A Omaha. He was named PCL Trainer of the Year in 2005.

Stevenson served as the trainer at Class-A Lansing from 1996-98 and also worked as the trainer at Appleton (1992), Rockford (1993-94) and Springfield (1995). He was named Midwest League Trainer of the Year in 1995 and 1998 and was honored as the Dick Howser Award winner in 1999 for his outstanding contributions to the organization in the Player Development Department.

He graduated from Indiana University with a bachelor of science degree in athletic training and currently resides with his wife, Christy, and children Brennan, Michael and Meg in Omaha, Neb.

ROYALS

REVIEW

HISTORY

RECORDS

OPPONENTS

SCOUTING/PLAYER DEV.

MEDIA & MISC.



MAJOR LEAGUE SUPPORT STAFF (CONT.)



Ty Hill

Strength and Conditioning Coordinator

Ty Hill begins his third year as Major League Strength and Conditioning Coordinator in 2009. He served as the Royals Minor League Strength and Conditioning Coordinator and Major League Assistant Strength Coach from 2005-2006.

Prior to joining the Royals, Hill worked as the Minor League Conditioning Coach for the Pittsburgh Pirates organization from 1998-2004. He served as an assistant to the Major League strength coach from 2003-2004 and also served as the Pirates Fitness Club Supervisor in 1997 and 1998. Hill worked as a consultant for the Roberto Clemente Foundation in 1998.

Hill played baseball at Penn State University and received his bachelor of science degree in exercise and sports science in 1997. A native of Pittsburgh, Pa., he resides in Kansas City, Mo.



Jeff Blum

Physical Therapist

Jeff Blum will serve as the team's Physical Therapist for his second season in 2009. Blum previously worked for the Atlanta Braves organization, where he worked as the Minor League Physical Therapist from 2002-2005 and the Minor League Rehab Coordinator from 2006-2007.

Blum earned his bachelor of science in biology at Illinois College, where he also played baseball for the Blueboys. While in his undergraduate years, he became certified through John Wood Community College as a nurses' aide and a physical rehab aide. Blum received his master's in physical therapy from Elon University with the achievement of the "Overall Outstanding Student Award". He is currently working toward his doctorate in physical therapy at Regis University. Blum became a certified strength and conditioning specialist

through the NSCA in 2005.

Blum and his wife, Heather, reside in Blue Springs, Mo., with their children, Maranatha and Austin.



Ken Hurt

Massage Therapist

Kenneth Hurt returns for a second season as the Royals' massage therapist. A University of Utah graduate with a degree in exercise sports science, Hurt has amassed 18 years of experience in athletic training and sports medicine. His experience includes working with athletes of all levels, from youth programs to professional groups. He has worked with the US World Cup Freestyle Ski Team and the US World Cup Snowboarding team. He was the Head Trainer for the Zion Pioneerzz professional baseball club for two seasons and the Head Athletic Trainer at Dixie State College for seven years.

Hurt has in-depth experience working alongside orthopedic surgeons with pre-op and post-op patients. He is experienced in performing initial evaluations and providing first aid. Hurt is

a Certified Personal Trainer and has significant experience in training and conditioning for all levels of athletes.

Hurt resides in Washington, Utah, where he owns a massage business, Bodyssage. He also teaches massage, anatomy, physiology, kinesiology and a personal training course at the Sensory Development Institute massage school. He considers his greatest accomplishments to be his two beautiful children, Joshua (6) and Whitney (4).



Mitzi Dulan, RD

Team Nutritionist

Mitzi Dulan enters her 5th season as the Royals team nutritionist. She also serves as the team nutritionist for the Kansas City Chiefs and has previously worked with the Golden State Warriors and San Jose Sharks. Dulan was recently awarded the Entrepreneur of the Year for the College of Human Ecology at Kansas State University. She is currently co-authoring a nutrition book, "The All-Pro Diet" with future NFL Hall of Famer Tony Gonzalez.

As a frequently requested speaker and media spokesperson, Dulan is a registered dietitian, Board Certified Specialist in sports dietetics, and a Certified Health and Fitness Specialist through the American College of Sports Medicine. She was in private practice in San Francisco for several years specializing in sports nutrition, personal fitness, and wellness.

Dulan earned her dual B.S. degrees in nutrition & exercise science in 1995, graduating cum laude in both from Kansas State University. She resides in Leawood, Kan., with her husband, Antoine, and daughters, Josie and Jasmine.



Dr. Andrew Jacobs

Team Psychologist

Dr. Andrew Jacobs rejoined the Royals in 2008. Dr. Jacobs, who also worked for the Royals during the 1990 season, has nearly 30 years of sports psychology experience. In addition to his work with the Royals, Jacobs has worked for the University of Kansas, the U.S. Cycling team, the Chicago White Sox and the Kansas City Comets of the MISL. He has also served as a consultant with Reebok as well as numerous national organizations in swimming, golf and tennis and hosts a weekly radio show in Kansas City.

Jacobs, a Kansas City native, received his undergraduate degree from Vanderbilt University and his doctorate from the California School of Professional Psychology: San Diego. He currently resides in Leawood, Kan., and has two sons, Jonathan and Gregory.



Jeff Davenport

Senior Director of Team Travel/Clubhouse Operations

Jeff Davenport is in his ninth season in the Royals organization and third as Senior Director of Team Travel/Clubhouse Operations. He served as the hitting coach for the Royals short-season club at Spokane in the Northwest League in 2000 and was named Manager-Team Travel in November, 2000, Director-Team Travel prior to the 2004 season and Senior Director-Team Travel in 2005. Davenport was selected as the travel coordinator for the Major League All-Star tour of Japan in 2006.

He began his professional baseball career in 1994 when he was signed as a non-drafted free agent by Boston. He was a catcher in the Red Sox system until 1996, when he served part of the season as the Red Sox Major League bullpen catcher. He also coached in the Arizona Diamondbacks organization from 1997-98 and worked in the club's Baseball Operations Department during the off-season. He spent the 1999 season as the Major League bullpen catcher for the Chicago Cubs.

Davenport received his bachelor's degree in communications from Youngstown (Ohio) State, where he played four seasons as a catcher. A native of Greenville, Ohio, he currently resides in Kansas City, Mo.



Patrick Gorman

Assistant Equipment Manager

Pat Gorman is entering his 14th season with the Kansas City Royals after joining the Royals in April, 1996. Gorman began his career with the Royals as a clubhouse attendant and has served as an assistant equipment manager the past 11 seasons. Gorman assists in the day-to-day operations in the Royals Major League clubhouse.

Gorman joined the Royals after working as an intern with the Cleveland Browns in 1995 after working as the student manager for the University of Kansas football team during his collegiate career.

He graduated from the University of Kansas in May of 1995 with a bachelor's degree in English. A native of Kansas City, Kan., Gorman graduated from Bishop Ward in 1990. He and his wife, Cadey, reside in Prairie Village, Kan., with their two daughters, Abby and Caroline.



Chuck Hawke

Visiting Clubhouse Manager

Chuck Hawke begins his 21st season with the Royals in 2009 as the Visiting Clubhouse Manager. Hawke runs the visiting clubhouse at Kauffman Stadium as well as assisting with Royals Spring Training in Surprise, Ariz.

Hawke received his bachelor of science in computer science from DeVry University. He and his wife, Lisa, reside in Leawood, Kan.



Tom Walsh
Clubhouse
Assistant



Jake Van Oeveren
Clubhouse
Assistant



Tyler Agenter
Clubhouse
Assistant



MAJOR LEAGUE SUPPORT STAFF (CONT.)



Mark Topping **Video Coordinator**

Mark Topping is entering his seventh season as the Royals Video Coordinator after joining the Royals in 2003. He oversees video coaching, helping the players and coaches with their day-to-day preparation, and is responsible for all aspects of Royals minor league and scouting video.

Topping was honored with the 2008 Carl Hamilton Award of Excellence by his peers in the Professional Baseball Video Coordinators Association (PBVCA). The award is given annually to the Major League Baseball Video Coordinator who has demonstrated superior work in the field of video coaching. Topping currently serves as PBVCA Treasurer and Director of Communications.

Before joining the Royals, Topping worked as a photojournalist. From 2001-2003, he worked as a freelance journalist for various news and sports networks. He also worked as a sports photographer and editor at XETV in San Diego, Calif., and had stints with WDAF-TV in Kansas City, WTVG-TV in Toledo, Ohio, and KSPR-TV in Springfield, Mo.

Topping graduated from Buffalo (N.Y.) State College in 1996 with a bachelor of arts in communications. A native of Anaheim, Calif., he graduated from Canyon High School in 1990. He and his wife, Valarie, live in Kansas City, Mo.



Bill Duplissea **Bullpen Catcher**

Bill Duplissea begins his fourth season with the Royals in 2009 as the club's bullpen catcher. Duplissea spent 2004 and 2005 as an assistant coach at the College of San Mateo, helping lead the Bulldogs to conference championships in both seasons. Prior to his coaching career, Duplissea caught for five seasons in the Los Angeles Dodgers organization, reaching Class AAA Albuquerque in 2000. He was a standout player at the college level for both the College of San Mateo, playing under current Royals pitching coach Bob McClure, and the University of California-Santa Barbara.


Duplissea resides in San Carlos, Calif., with his wife, Tiffany, and son, Billy.



Trevor Vance **Director-Groundskeeping and Landscaping**

Trevor begins his 15th season as the Royals Director-Groundskeeping and Landscaping, overseeing the supervision and overall operation of the natural grass field at Kauffman Stadium. Vance joined the groundcrew as a part-time member in 1985 and became a full-time member of the staff in 1988. He was named Assistant Groundskeeper in 1993, before assuming his current post prior to the 1995 season.

Vance is a native of Raytown, Mo., and a 1985 graduate of Raytown High. He also attended Central Missouri State University. He resides in Lee's Summit, Mo., with his wife, Laura. They have four children, Kelsie, Hayden, Tanner and Morgan.



ADMINISTRATIVE STAFF



Ben Aken, Senior Director-Community Relations

Ben Aken begins his first season as Senior Director-Community Relations and his 10th season with the Royals. He oversees charitable partnerships and community programs for the club and players.

Aken joined the Royals in 2000 as a Community Relations Assistant and was named Community Relations Coordinator prior to the 2001 season. He was promoted to Public Relations Manager in 2004.

Aken grew up in Papillion, Neb., attending Omaha Royals and Kansas City Royals games throughout the summer. He graduated cum laude from the University of Nebraska with a bachelor of science in business administration. While at NU, he worked in the athletics marketing office. He resides in Roeland Park, Kan.



Rick Amos, Senior Director-Ticket Operations

Rick Amos begins his ninth season with the Royals and first as Senior Director-Ticket Operations. In his current role, Amos oversees the Royals ticket system and day-to-day operations of the Box Office.

Amos worked for Gateway, Inc., from 1990 to 2000 where he was involved in sales management, international expansion and development and the opening of Gateway Country stores.

Amos received a degree in business administration and marketing from Morningside College in Sioux City, Iowa in May, 1990, where he was a four-year letterwinner and two-time North Central Conference champion in track and field. He graduated from Indianola (Iowa) High in 1986. Amos resides in Shawnee, Kan., and has a daughter, Sarah.



Kim Burgess, Senior Director-Corporate Partnership Marketing

Kim Burgess begins her 12th season with the ballclub and her first in a new role as Senior Director-Corporate Partnership Marketing. Burgess works with existing and potential corporate partners to develop integrated marketing and sales programs that maximize exposure both in-stadium and in the marketplace. She spent the last five years serving as the club's Senior Director of Marketing, spearheading the development of successful promotions including T-shirt Tuesdays and Girls' Night Out. She also co-directed the 2007 Emmy Award-winning Holiday Season Ticket TV ad campaign.

Burgess joined the Royals in 1998 as a marketing intern and was named Marketing Coordinator later that year. She was promoted to Director of Marketing in 2001 and Senior Director of Marketing in 2005. She graduated from the University of Missouri with a degree in broadcast journalism. She worked as a sports information assistant at Mizzou and later as a sports intern at KMBC-Channel 9 in Kansas City.

Burgess graduated from Center High (Kansas City, MO) and resides in South Kansas City with her husband, Gary. The couple has one daughter, Bridget, born on Royals Opening Day 2008.



Don Costante, Senior Director-Event Presentation & Production

Don Costante will spend his second season with the Royals, his first as Senior Director-Event Presentation & Production. Costante will oversee the entertainment and gameday production staff.

Costante joined the Royals after spending nine seasons with San Antonio Spurs Sports & Entertainment as the Director of Game Operations and Promotions. Prior to his time in San Antonio, he was the Director of Marketing & Promotions/Corporate Sales at the University of Memphis from 1997-1999. He began his sports career in 1994 at North Carolina State University, working in the marketing office of the athletic department.

Costante received his bachelor of science degree from Western Kentucky University. He and his wife, Beth, reside in Kansas City, Mo.

ROYALS

REVIEW

HISTORY

RECORDS

OPPONENTS

SCOUTING/PLAYER DEV.

MEDIA & MISC.



ADMINISTRATIVE STAFF (CONT.)

Jim Edwards, Senior Director-Information Systems



Jim Edwards begins his 13th season with the Royals as Senior Director-Information Systems. In his role he oversees programming efforts, systems analysis and network operations.

Prior to working with the Royals, Edwards was the Manager of Information Management and Technology for Bushnell Sports Optics from 1993-96. He was the Director of Management Information Systems for Mayflower Contract Services from 1989-93 and a consultant for Data Systems International from 1985-89.

Edwards, a native and resident of Kansas City, Mo., earned his bachelor of science degree in chemistry from UMKC in 1971. He and his wife, Anna, have two sons, Matthew and Daniel, and one granddaughter, Lauren.

Lora Grosshans, Senior Director-Publicity



Lora Grosshans is in her tenth year with the Royals and third as the club's Senior Director of Publicity. In addition to promoting various club programs and activities, Grosshans also works extensively on player relations and team events such as Royals FanFest.

Grosshans joined the Royals in 2000 as a media relations intern. She was promoted to Media Relations Coordinator in 2001, Manager-Media Relations in 2003 and Director of Public Relations in 2005 before being named to her current position.

A native of Minneapolis, Kan., Grosshans graduated summa cum laude from Kansas State University in 1999 with a degree in journalism & mass communications. While at K-State, she worked in the sports information department and also interned with the United States Olympic Committee in Colorado Springs, Colo. She resides in Overland Park, Kan.

Dawson Hughes, Senior Director-Sales & Service



Dawson Hughes was named the Royals Senior Director, Sales and Service, in June of 2008. He oversees the season ticket and group sales efforts of the club including the Royal Lancers, and the recently established Royals Ticket Services Department.

Prior to joining the Royals, Hughes spent seven seasons with the San Diego Padres, most recently as Director of Sales. During his tenure in San Diego, Hughes managed the Season Ticket Sales Department to the highest season ticket sales totals in club history and oversaw group sales of over 500,000 tickets.

Hughes received a bachelor of arts degree in political science from the University of Michigan. A Newport Beach, Calif., native, he and his wife, Kelly, reside in Overland Park, Kan.

Michele Kammerer, Senior Director-Corporate Sponsorships



Michele Kammerer was named Senior Director-Corporate Sponsorships in Nov., 2006. She began her career with the Royals in 1996 as the Manager of Group Sales and was promoted to Director-Group Sales in 1998 and Director-Corporate Sponsorships in 2002. As Senior Director-Corporate Sponsorships, Michele is responsible for working with the Royals corporate partners and luxury suite holders.

Kammerer brought a strong sales background to the Royals after working for Worlds and Oceans of Fun as an account executive, supervisor and Manager of Group Sales from 1991-95. She also worked as an account executive for the Kansas City Comets soccer team from 1988-1990.

Kammerer graduated from Northwest Missouri State in 1988 after attending Grandview (Mo.) High. She and her husband, Tom, reside in Overland Park, Kan., with their sons, Nicholas and Andrew.



Tom Pfannenstiel, Senior Director-Payroll, Benefits & Human Resources

Tom Pfannenstiel begins his 32nd season with the Royals. He serves as the Senior Director-Payroll, Benefits & Human Resources, overseeing the club's human resources efforts, payroll, pensions, 401K plan and non-uniformed personnel pension plan. He joined the Royals in November, 1977 as the Director of Ticket Operations and Group Sales and was named Director-Payroll & Benefits Accounting in March, 1982. He was promoted to his current position in February, 2002.

Pfannenstiel worked for the CPA firm that handled the finances for the Kansas City Scouts Hockey club from 1974-76 prior to joining the Royals. He received his bachelor of science degree in business administration from UMKC in 1974 after graduating from De La Salle (Kansas City, Mo.) High in 1969. He and his wife, Carol, reside in Lee's Summit, Mo.



Joy Sedlacek, Senior Director-Royals Charities

Joy Sedlacek enters her second full season as Senior Director-Royals Charities. She coordinates four fundraisers throughout the year, including Diamond of Dreams: Taking the Field for Royals Charities, T.A.K.E. Defense Classes on the field for women and the Royals Celebrity Golf Tournament. Sedlacek rejoins the Royals after working in Corporate Sponsorships from 2002-2005.

Sedlacek received her bachelor's degree in business from the University of Missouri-Kansas City. She resides in Overland Park, Kan., with her husband, Shawn, and their dog, Abbey.



Mitch Wheeler, Senior Director-Corporate Sales

Mitch Wheeler was named Senior Director of Corporate Partnership Sales in December, 2007. He leads the Royals efforts to develop and implement fully integrated marketing programs with both current and prospective corporate partners.

Prior to joining the Royals, Wheeler was the Vice President of Sponsorship Marketing for VML/Wunderman Sponsorship & Events for four years where he served as the chief client officer for all of the firms sponsorship clients including Sprint, YRC Worldwide, AMC, Embarq and Liberty Mutual.

Wheeler founded MAI Sports, a sports sponsorship and event marketing agency, in 1990 following 11 seasons with the Kansas City Chiefs where he was in charge of all of the team's marketing activities. At MAI Sports, Mitch grew the agency to a 30+ person firm that serviced clients such as the NFL, MLB, NHL, NBA, The Rolling Stones, United States Olympic Committee, the Richard Petty Race Team, Coke and Sprint. In 1998, MAI Sports was awarded the prestigious "Mr. K Award" given by the Greater Kansas City Chamber of Commerce to the small business of the year.

Mitch is a graduate of Central Missouri State University where he was awarded the "Distinguished Alumni Award" in 1998. He and his wife, Amy, live in Overland Park, Kan., with their four children, Jeremy, Kelsey, Allie and Seth.





ADMINISTRATIVE STAFF (CONT.)



Carrie Bligh, Director-Fan Experience & Hospitality

Carrie Bligh starts her first season with the Royals in 2009 as Director of Fan Experience and Hospitality. She is responsible for elevating the level of service throughout the stadium as well as creating programs which enhance the experience of our fans.

A 16-year veteran of the resort business, Carrie most recently was the Director of Team Member Development at the Arizona Biltmore Resort and Spa. She has also held positions at PGA National Resort, Marriott Corporation and the Phoenix Suns. Carrie is a St. Louis native who attended Lindenwood University and completed the Hospitality and Food Service Management program at St. Louis University. Carrie resides in Kansas City, Mo.



Todd Burrow, Director-Engineering & Maintenance

Todd Burrow is in his fourth year with the Royals organization, his first as Director of Engineering & Maintenance. Burrow oversees all facility repairs, maintenance and capital improvement projects at Kauffman Stadium. Burrow began his career with the Royals on July 11, 2005, as Manager of Stadium Engineering. Prior to joining the Royals, Burrow spent over 16 years in the manufacturing sector in various engineering roles.

The Jamesport, Mo., native earned his bachelor of science degree in mechanical engineering from the University of Missouri-Rolla, now known as Missouri University of Science and Technology. He currently resides in Liberty, Mo., with his wife, Connie, son, Tyler, and daughter, Hannah.



Christine Darr, Director-Ticket Operations

Christine Darr will oversee the management of the ticket office as Director of Ticket Operations for the fourth-straight season. She has held various positions in the ticket office since joining the Royals in Dec, 1996.

Darr brought a baseball background to the Royals organization after working for the Wichita Wranglers as the Operations Manager from November, 1995 to December, 1996 and for the Jamestown Jammers as the Business Manager from February, 1994 to May, 1995 and Assistant GM from May-November, 1995.

Darr received her bachelor of science degree in business management from the State University of New York at Brockport in 1991. She graduated from Maple Grove (Bemus Point, N.Y.) High in 1987. She and her husband, Mike, reside in Independence, Mo., with their sons, Logan, Travis and Brady.



Chris DeRuyscher, Director-Event Presentation & Production

Chris DeRuyscher, who will serve as the Director of Event Presentation and Production, begins his 9th season with the Royals. His responsibilities include overseeing production elements and staffing for the world's largest high definition video board and new HD control room. He is currently serving his third year as the IDEA National Advisory Representative for Major League Baseball.

Before joining the Royals, DeRuyscher worked at HuskerVision for four years at the University of Nebraska, where he received a Bachelor's degree in broadcast journalism from the College of Journalism and Mass Communications. His sports background also includes summer internships with FOX 4 Sports-Kansas City in 1998 and with the Tampa Bay Devil Rays in 1999.

DeRuyscher was born in Frankfurt, Germany, and graduated from Immaculata High School in Leavenworth, Kan. He and his wife, Paige, reside in Fairway, Kan., with their daughter, Josephine.



Patrick Fleischmann, Director-Renovation Accounting/Risk Management

Patrick Fleischmann begins his ninth year in Major League Baseball after rejoining the Royals organization late in 2007. He is responsible for financial reporting related to the ongoing Kauffman Stadium renovations as well as the club's risk management administration.

Fleischmann spent the 10 years between Royals stints working for Hallmark Cards, first in their finance department, then switching to information technology. He began his career in St. Louis working for the accounting firm of Price Waterhouse. Fleischmann received a degree in accounting from Rockhurst College in 1986. He and his wife, Lisa, have 4 children, Elisabeth, Clare, Brenna and Aidan. They reside in rural Jackson County.



Theodore Hodges, Director-Sales

Theo Hodges was named Director of Sales in October of 2008 after spending three seasons with the St. Louis Blues Hockey Club, where he started out as an Inside Sales Manager and finished as the Director of Ticket Sales. His responsibilities include overseeing all season ticket sales, group ticket packages and special programs, and suite sales for the Royals.

Hodges graduated from Indiana University in 2001 with a bachelor of science degree in business administration with a focus in marketing. While in college, he spent four years as a student manager for the Men's basketball program. After college, Hodges lived in Los Angeles, Calif., working as an Inside Sales Representative for the Los Angeles Clippers.

A native of St. Louis, Mo., he now resides in Kansas City, Mo.



Betty Kaegel, Director-Community Outreach

Betty Kaegel was named Director of Community Outreach in November 2007. She began her career with the Royals in 2004 as Director of Royals Charities. As Director of Community Outreach, Betty represents the Kansas City Royals in a variety of civic programs that benefit the community and on all of the players' family-related needs and activities.

Kaegel grew up in Mexico where she was an elementary school teacher. She has been a long-time volunteer and supporter of Royals Charities and the ALS Association. She is a member of the TMC Women's Health Partner Council, the YMCA Challenger Sports Complex advisory committee and the Guadalupe Centers Board of Directors. Prior to joining the Royals, she was

an office manager at a Kansas City paper company.

Betty and her husband, Dick, reside in Lee's Summit, Mo.



Joe Kurtzman, Director-Finance

Joe Kurtzman begins his fifth year with the Royals as Director of Finance. He is responsible for all finance and accounting functions of the club, including financial and league reporting, audit and tax compliance and risk management.

Kurtzman brings a sports background to the Royals having worked for the Kansas City Blades hockey club as Director of Finance and Administration and Director of Business Operations. He began his career working for Big Four accounting firm KPMG.

Kurtzman received a bachelor of science degree in business administration and accounting from the University of Kansas in 1993. A native of Shawnee, Kan., Joe graduated from Shawnee Mission Northwest High and currently resides in Overland Park, Kan.



Curt Nelson, Director-Royals Hall of Fame

Curt Nelson enters his 11th season with the ballclub and his first as Director of the Royals Hall of Fame. Nelson played a lead role in developing the new Royals Hall of Fame building which will debut during the 2009 season. He has worked to help preserve the history of the franchise and once the Hall opens, will oversee the day-to-day operations including Stadium Tours and Educational Programs.

Nelson joined the Royals in 1999 as a seasonal staffer holding the position of Pre-Game Coordinator/Group Sales Assistant and subsequently served as Group Sales/Marketing Assistant, Coordinator of Advertising & Promotions and Marketing Manager. Nelson was part of the Royals marketing team that created the Emmy-nominated "This Is Kansas City" television campaign in 2006 and as Director of Marketing won a 2008 Emmy for the Royals Holiday TV Spot (2007).

The Tulsa, Okla., native graduated from Cascia Hall Preparatory School before earning his Bachelor of Business Administration from the University of Oklahoma (1990). He also holds a master's of business administration (1992) and master's of education-sports administration (1993), both from the University of Missouri-Columbia. He resides in Kansas City, Mo.



ADMINISTRATIVE STAFF (CONT.)



Debi Teter, Director-Marketing

Debi Teter joined the Royals in 2008 as the Director of Marketing. Teter oversees the Royals' brand, all local and regional advertising, the club's promotions and special events lineup, and the content development for the team's website, royals.com.

Before joining the Royals, Teter worked as a graphic designer and creative director for companies in a variety of industries, including Pioneer Services, a military banking company, Sprint in B2B telecommunications marketing, and Summit Marketing's division focused on not-for-profit organizations.

As an "Army Brat", Teter has lived in many parts of the country, graduating from high school in Weaver, Ala. She attended Trinity University in San Antonio and Southern Illinois University in Carbondale, where she received a bachelor's degree in journalism, with an emphasis in advertising. She now resides in Kansas City, Mo., with her husband, Tom, and their two boys, Anson and Avery.



Renee VanLaningham, Director-Event Operations

Renee VanLaningham begins her seventh season with the Royals, her first as Director-Event Operations. Her responsibilities include overseeing Game Day Operations and Event Staff, 24-hour Security, and the Mail Room.

VanLaningham joined the Royals in February 2003 as Pre-Game Coordinator and later that year was named Event Operations Administrative Assistant. She was promoted to Manager of Event Operations & Guest Relations in May 2004 before being named to her current position. She graduated in 2000 with a bachelor's degree in sport administration from Wichita State University.

Her sports background includes various internships at Wichita State and Newman University in Wichita, Kan. In 2000, she interned with the Texas Rangers & Dallas Stars in Fort Worth, Texas, before becoming the Director of Promotions/Community Relations with the Columbus RedStixx, a minor league team in Columbus, Ga.

VanLaningham graduated from Shawnee Mission Northwest High School in Shawnee, Kan. She resides in Kansas City, Mo.



Scott Wadsworth, Director-Ticket Services

Scott Wadsworth was named Director of Ticket Services in October 2008 after serving the past six years in the Group Sales department, the final three as the Director of Group Sales. Wadsworth originally joined the Royals in 2000 as an intern in the Group Sales Department. His responsibilities include season ticket relocation, customer service and the Lancer program.

Wadsworth graduated from Olivet Nazarene University in 1999 with a bachelor of science degree in business and communication. After college, he lived in San Diego, Calif., while working as a graduate assistant for the Point Loma Nazarene University baseball team.

A native of Overland Park, Kan., he now resides in Olathe, Kan., with his wife, Juli, sons, Landon and Lincoln, and dog, Maverick.



Fred White, Director-Broadcast Services & Royals Alumni

Fred White will serve the Royals as Director-Broadcast Services & Royals Alumni in 2009. White handles the Royals broadcast services and oversees the club's alumni group, which was started 7 years ago. He rejoined the organization in 2001 after serving as an announcer on the Royals Radio Network for 25 years from 1974-1998.

White has won numerous awards in the broadcast industry and has worked college basketball and football games for CBS, NBC, TBS, Raycom and ESPN. His voice is heard year-round as he continues to draw assignments in the Big 12.

White, who attended Eastern Illinois University, has been named the Kansas Sportscaster of the Year several times. He and his wife, Barb, reside in Leawood, Kan. He has 3 children,

Stacy, John and Joe Brett.



Johnny Williams, Director-Stadium Services

Johnny Williams enters his 23rd season with the Royals, his first as Director of Stadium Services. Williams began his Royals career in 1987 on the grounds crew before becoming a Stadium Operations Supervisor in 1998. He also served as Stadium Operations Manager before being promoted to his current position.

Born and raised in Kansas City, Mo., Williams and his wife, Selyna, have three children; Jalissa, Johnny Jr., and Summer.

ROYALS ASSOCIATES



Corey Baker
Season Ticket &
Premium Sales
Account Executive



Betty Bax
Ticket Operations
Coordinator



Rick Bobki
Lead Carpenter/
Painter



Anthony Bruce
Landscape
Assistant



Kathy Butler
Telephone
Services
Coordinator



Morrie Carlson
Manager-Stadium
Tours/Educational
Programs



Byron Clark
Stadium
Operations
Technician



Bo Cornelius
Stadium
Operations
Technician



Andrew Coughlin
Manager-
Ticket Operations



Josh Diekmann
Manager-
Promotions &
Special Events



Lynne Elder
Manager-
Human Resources



Keri Feyerherm
Coordinator-
Event Operations



Chris Frank
Stadium
Operations
Technician



Eddie Gamez
Group Sales
Account Executive



Russ Gardner
Engineer-Audio/
Visual



Larry Garrett
Mail Services
Coordinator



Jermaine Goodwin
Stadium Operations
Coordinator



Cindy Hamilton
Executive
Administrative
Assistant



Jay Harig
Group Sales
Account Executive



David Hayob
Account Manager-
Corporate
Sponsorship Sales



Robert James
Lead Electrician



Alexandria Janowiak
Sales Operations
Associate



Joel Kammeyer
Season Tickets &
Premium Sales
Account Executive



Carl Keenan
Corporate Sales
Account Executive



Jeannie Kenyon
Accounts Payable
Coordinator



Mallory Lutz
Marketing
Coordinator



Brian Madden
Group Sales
Account Executive



Mary Lee Martino
Ticket Operations
Coordinator



Mitch McDaniel
End-User Support
Coordinator



Ben Mertens
Manager-Event
Presentation &
Production

ROYALS

REVIEW

HISTORY

RECORDS

OPPONENTS

SCOUTING/PLAYER DEV.

MEDIA & MISC.



ROYALS ASSOCIATES (CONT.)



Janet Milone
Senior
Administrative
Assistant



Craig Morency
Season Tickets &
Premium Sales
Account Executive



Corey Norkin
Season Tickets &
Premium Sales
Account Executive



Scott Novak
Manager-
Network &
Telecommunications



Mike Rader
Stadium
Operations
Technician



Becky Randall
Manager-
Programming &
Systems Analyst



Sean Ritchie
Manager-
Accounting



Janis Rowland
Season Ticket Sales
Administrative
Assistant



Ginger Salem
Executive
Administrative
Assistant
(Executive Staff)



Kasey Schweitzer
Coordinator-Event
Presentation &
Production



Justin Scott
Manager-
Groundskeeping



Byron Shores
Coordinator-
Mascot Services



Tina Short
Royals Radio
Network Traffic
Manager



Erin Sleddens
Manager-
Online &
Target Marketing



Bob Stiegler
Royals Radio
Network Senior
Account Executive



Megan Stock
Coordinator-
Community Affairs
& Publicity



Jason Sweet
Sales Operations
Associate



Jacquie Tschirhart
Vault Services
Coordinator



Joe Vinyard
Lead Mechanical
Technician



Margaret Willits
Payroll
Administrator



Shelley Wilson
Accounting
Coordinator



Tony Wrisinger
Royals Radio
Network Play-By-
Play Sales Specialist



Emily Wudi
Group Sales
Account Executive

ROYALS





BUILDING THE ROYALS 40-MAN ROSTER

Free Agent Draft: (12)

Player	Draft Year	Round
Mike Aviles	2003	7th
Henry Barrera	2004	5th
Billy Butler	2004	1st (14th overall)
Shane Costa	2003	2nd
David DeJesus	2000	4th
Jimmy Gobble	1999	Sandwich pick (1/2)
Alex Gordon	2005	1st (2nd overall)
Zack Greinke	2002	1st (6th overall)
Luke Hochevar	2006	1st (1st overall)
Kila Ka'auhue	2002	15th
Devon Lowery	2001	14th
Mitch Maier	2003	1st (30th overall)

Signed as Non-Drafted Free Agent: (2)

Player	Date
Mario Lissón	4-1-02
Carlos Rosa	11-29-01

Rule 5 Draft: (1)

Player	Draft Year	From
Joakim Soria	2006	San Diego

Signed as Major League Free Agent: (9)

Player	Date
John Bale	12-8-06
Willie Bloomquist	01-09-09
Kyle Farnsworth	12-15-08
José Guillén	12-6-07
Ron Mahay	12-20-07
Gil Meche	12-8-06
Miguel Olivo	12-26-07
Horacio Ramirez	12-12-08
Doug Waechter	12-11-08

Signed as Minor League Free Agent: (1)

Player	Date
Neal Musser	5-24-06

Claimed Off Waivers: (3)

Player	Date
Joel Peralta	11-21-05
Brayan Peña	05-30-08
Róbinson Tejeda	06-24-08

Acquired by Trade: (12)

Player Acquired	From	Date	Players involved
Brian Bannister	New York-NL	12-6-06	In exchange for Ambiorix Burgos
John Buck	Houston	6-24-04	With Octavio Dotel and cash in exchange for Carlos Beltran
Alberto Callaspo	Arizona	12-14-07	In exchange for Billy Buckner
Coco Crisp	Boston	11-19-08	In exchange for Ramon Ramirez
Kyle Davies	Atlanta	7-31-07	In exchange for Octavio Dotel
Esteban Germán	Texas	12-8-05	In exchange for Rule 5 pick Fabio Castro
Ross Gload	Chicago-AL	12-16-06	In exchange for Andrew Sisco
Mike Jacobs	Florida	10-30-08	In exchange for Leo Nunez
Tony Peña, Jr.	Atlanta	3-24-07	In exchange for Erik Cordier
Julio Pimentel	Los Angeles-NL	7-25-06	With Odalis Perez and Blake Johnson in exchange for Elmer Dessens
Ryan Shealy	Colorado	7-31-06	With Scott Dohmann in exchange for Jeremy Affeldt and Denny Bautista
Mark Teahen	Oakland	6-24-04	With Mike Wood in exchange for Octavio Dotel and cash



Mike Aviles, a 7th round pick of the Royals in 2003, finished tied for fourth in A.L. Rookie of the Year voting in 2008.



Gil Meche has anchored the Royals pitching staff since signing a free agent contract prior to the 2007 season.

2009 ROYALS COACHING STAFF



22

TREY HILLMAN

MGR

FULL NAME: Thomas Brad Hillman **BATS/THROWS:** R/R
OPENING DAY AGE: 46
BORN: January 4, 1963 (Amarillo, TX) **RESIDES:** Liberty Hill, TX
APPOINTED MANAGER: October 19, 2007
MARRIED: Marie **CHILDREN:** T.J. and Brianna

Royals Managerial Career

- ▶ Entering his second season as a Major League manager with the Royals in 2009.
- ▶ Was named the 15th full-time manager in Kansas City Royals history on Oct. 19, 2007.
- ▶ In his first year as a manager, led the squad to a 75-87 record, a 6-win improvement over the 2007 season...finished in fourth place in the A.L. Central, 13.5 games back of the division-champion White Sox.
- ▶ Finished strong, leading the Royals to an MLB-best 18-8 record in September.

Pre-Royals Coaching/Managerial Career

- ▶ Managed the Hokkaido Nippon Ham Fighters for five seasons from 2003-2007, turning a historically unsuccessful franchise into a perennial contender.
- ▶ Compiled a 351-324-14 (.520 winning pct.) over his five seasons, including leading the Fighters to three post season appearances.
- ▶ Made the playoffs in 2004, 2006 and 2007...won the Japan Series title and Konami Cup in 2006, defeating the Chunichi Dragons, four games to one...the title was the Fighters first since 1962.
- ▶ Following the 2006 season, was named the 2006 Japan "Sportsman of the Year" by the 2006 Foreign Sportswriters of Japan.
- ▶ Led his team to the 2007 Japan World Series, winning his second pennant in as many years and just the fourth pennant in Fighters history...defeated Bobby Valentine's Chiba Lotte Marines in the Pacific League Championship...dropped the Japan Series to the Chunichi Dragons.
- ▶ Prior to his tenure in Japan, served as the Director of Player Development with the Texas Rangers in 2002.
- ▶ Managed in the New York Yankees system for 12 seasons from 1990-2001...compiled an overall mark of 855-761 (.529) and led his teams to 8 winning seasons and 4 playoff appearances.
- ▶ Began his managerial career as a 27-year old skipper with Oneonta (A) in 1990 and led his team to a first-place finish.
- ▶ Earned the Florida State League Manager of the Year with Tampa (A) in 1996 as well as the Baseball America Class A Manager of the Year.
- ▶ Led Norwich (AA) to a 73-69 record in 1997 and the franchises' first post-season appearance.
- ▶ Also led Columbus (AAA) to an International League best 85-58 mark in 1999 and then collected league Manager of the Year in 2000.
- ▶ Began his coaching career in 1989 with Class A Prince William, helping coach the team to a Carolina League championship.
- ▶ Began his non-playing career as a scout in the Cleveland organization from 1987-1988.

Playing Career

- ▶ Signed by the Cleveland Indians as a free agent on June 22, 1985...played 3 seasons in the Indians system before moving into scouting.
- ▶ Played with the Batavia Trojans, Waterloo Indians, Waterbury Indians and Kinston Indians in his 3 professional seasons.

Miscellaneous Notes

- ▶ Hillman and his wife, Marie, have two children, T.J. and Brianna, and reside in Liberty Hill, Texas.
- ▶ Has a restaurant in Sapporo, Japan named after him, "Hillman's Hang Out", an American-style bar and grill.
- ▶ Attended and played baseball at the University of Texas-Arlington where he was a standout shortstop, earning All-Southland Conference honors for 3 seasons.

ROYALS

REVIEW

HISTORY

RECORDS

OPPONENTS

SCOUTING/PLAYER DEV.

MEDIA & MISC.



TREY HILLMAN (CONT.)

- ▶ Inducted into the University of Texas-Arlington Hall of Honor in 1992...was recognized at the 43rd Annual Distinguished Alumni Gala on Oct. 11, 2008 at UT-A...also served as the keynote speaker at the 25th Anderson Sport Performance Lecture.
- ▶ He and Royals GM Dayton Moore started the Get In the Game Foundation prior to the 2009 season. Get In the Game is a tax-exempt public foundation dedicated to improving the socio-economic conditions within urban core, rural, and disaster impacted communities within the greater Kansas City area. The Foundation intends to fund programs and events that use sports, business, and civic leaders to identify, inspire, and empower young people to engage in social enterprise.

Hillman's Managerial Record

Year	Club	League	Finish	Games	Won	Lost	Ties	Pct.	
2003	FIGHTERS	Japan's Pacific League	5th	140	62	74	4	.456	
2004	FIGHTERS	Japan's Pacific League	3rd	133	66	65	2	.504	
2005	FIGHTERS	Japan's Pacific League	5th	136	62	71	3	.466	
2006	FIGHTERS	Japan's Pacific League	1st	136	82	54	0	.603	
2007	FIGHTERS	Japan's Pacific League	1st	144	79	60	5	.568	
2008	KANSAS CITY	American League	4th	162	75	87	0	.463	
FIGHTERS TOTALS				-	689	351	324	14	.520
ROYALS TOTALS				-	162	75	87	0	.463

Royals Year-by-Year Managerial Records

Year	Manager	Record	Year	Manager	Record
1969	Joe Gordon	69-93	1990	John Wathan	75-86
1970	Charlie Metro	19-33	1991	John Wathan	15-22
1970	Bob Lemon	46-64	1991	Bob Schaefer*	1-0
1971	Bob Lemon	85-76	1991	Hal McRae	66-58
1972	Bob Lemon	76-78	1992	Hal McRae	72-90
1973	Jack McKeon	88-74	1993	Hal McRae	84-78
1974	Jack McKeon	77-85	1994	Hal McRae	64-51
1975	Jack McKeon	50-46	1995	Bob Boone	70-74
1975	Whitey Herzog	41-25	1996	Bob Boone	75-86
1976	Whitey Herzog	90-72	1997	Bob Boone	36-46
1977	Whitey Herzog	102-60	1997	Tony Muser	31-48
1978	Whitey Herzog	92-70	1998	Tony Muser	72-89
1979	Whitey Herzog	85-77	1999	Tony Muser	64-97
1980	Jim Frey	97-65	2000	Tony Muser	77-85
1981	Jim Frey	30-40	2001	Tony Muser	65-97
1981	Dick Howser	20-13	2002	Tony Muser	8-15
1982	Dick Howser	90-72	2002	John Mizerock*	5-8
1983	Dick Howser	79-83	2002	Tony Peña	49-77
1984	Dick Howser	84-78	2003	Tony Peña	83-79
1985	Dick Howser	91-71	2004	Tony Peña	58-104
1986	Dick Howser	40-48	2005	Tony Peña	8-25
1986	Mike Ferraro*	36-38	2005	Bob Schaefer*	5-12
1987	Billy Gardner	62-64	2005	Buddy Bell	43-69
1987	John Wathan	21-15	2006	Buddy Bell	62-100
1988	John Wathan	84-77	2007	Buddy Bell	69-93
1989	John Wathan	92-70	2008	Trey Hillman	75-87

*-Interim

Hillman's Record vs. Major League Clubs

Opponent	Record	Opponent	Record
Arizona	2-1	Minnesota	6-12
Baltimore	3-5	New York (AL)	5-5
Boston	1-6	Oakland	6-3
Chicago (AL)	6-12	San Francisco	2-1
Cleveland	8-10	St. Louis	4-2
Colorado	3-0	Seattle	7-2
Detroit	11-7	Tampa Bay	3-5
Florida	2-1	Texas	2-7
Los Angeles (AL)	3-2	Toronto	2-5
		Overall	75-87



Royals Managerial Records by Wins

Manager	Years	Record	Win Pct.
Whitey Herzog	1975-79	410-304	.574
Dick Howser	1981-86	404-365	.525
Tony Muser	1997-02	317-431	.424
John Wathan	1987-91	287-270	.515
Hal McRae	1991-94	286-277	.508
Jack McKeon	1973-75	215-205	.512
Bob Lemon	1970-72	207-218	.487
Tony Pena	2002-05	198-285	.410
Bob Boone	1995-97	181-206	.468
Buddy Bell	2005-07	174-262	.399
Jim Frey	1980-81	127-105	.547
Trey Hillman	2008	75-87	.463
Joe Gordon	1969	69-93	.426
Billy Gardner	1987	62-64	.492
Mike Ferraro	1986	36-38	.486
Charlie Metro	1970	19-33	.365
Bob Schaefer	1991, 2005	6-12	.333
John Mizerock	2002	5-8	.385



Jamie Squire/Getty Images

Royals Managerial Records by Win Pct. (full-time only)

Manager	Years	Record	Win Pct.
Whitey Herzog	1975-79	410-304	.574
Jim Frey	1980-81	127-105	.547
Dick Howser	1981-86	404-365	.525
John Wathan	1987-91	287-270	.515
Jack McKeon	1973-75	215-205	.512
Hal McRae	1991-94	286-277	.508
Billy Gardner	1987	62-64	.492
Bob Lemon	1970-72	207-218	.487
Bob Boone	1995-97	181-206	.468
Trey Hillman	2008	75-87	.463
Joe Gordon	1969	69-93	.426
Tony Muser	1997-02	317-431	.424
Tony Pena	2002-05	198-285	.410
Buddy Bell	2005-07	174-262	.399
Charlie Metro	1970	19-33	.365

Royals Managerial Roster (Full-time)



#6 Joe Gordon



#36 Charlie Metro



#2, 21 Bob Lemon



#31 Jack McKeon



#24 Whitey Herzog



#41 Jim Frey



#10 Dick Howser



#41 Billy Gardner



#12 John Wathan



#11 Hal McRae



#2, #8 Bob Boone



#40 Tony Muser



#6 Tony Pena



#25 Buddy Bell



#22 Trey Hillman

ROYALS
REVIEW
HISTORY
RECORDS
OPPONENTS
SCOUTING/PLAYER DEV.
MEDIA & MISC.



12 JOHN GIBBONS

FULL NAME: John Michael Gibbons **BATS/THROWS:** R/R
OPENING DAY AGE: 46 (Turns 47 on June 8)
BORN: June 8, 1962 (Great Falls, MT) **RESIDES:** San Antonio, TX
NAMED TO STAFF: October 13, 2008
MARRIED: Julie **CHILDREN:** Jordan, Troy and Kyle

Coaching Career

- ▶ Enters his first season in 2009 as the Royals bench coach after being named to the staff on October 13, 2008.
- ▶ Led the Toronto Blue Jays to a 305-305 record after taking over the reins on August 8, 2004...he remained in that role until June 20 of 2008...finished his Blue Jays career as the third-winningest manager in Toronto history, trailing Cito Gaston (681) and Bobby Cox (335).
- ▶ Led the Blue Jays to a 80-82 record in his first full season as manager in 2005 before leading the Jays to a 87-75 mark in 2006 and finishing second in the A.L. East, the first time the team had finished higher than third place since they won the World Series in 1993.
- ▶ Prior to being named interim manager in 2004, served on the Blue Jays Major League coaching staff as the first base coach from June 3, 2002...joined the Toronto big league staff on January 1, 2002 as the bullpen catcher.
- ▶ Spent 12 seasons in the New York Mets organization from 1991-2001 as an instructor, coach and manager.
- ▶ Managed seven years in the Mets system with Kingsport (R), St. Lucie (A), Binghamton (AA) and Norfolk (AAA), compiling a 482-420 (.534) record and making the playoffs four times, winning a pair of championships...spent the 1999-2001 seasons in the International League with Norfolk, leading the Tides to a 85-57 mark in 2001 and a first-place finish.
- ▶ Named the Eastern League Manager of the Year and the winner of the Casey Stengel Award as the Mets' Minor League Manager of the Year in 1998 with Binghamton...won the 1995 Appalachian League Championship with Kingsport in 1995 (also named Appalachian League Manager of the Year) and 1996 Florida State League title with St. Lucie...1995 marked his managerial debut.
- ▶ Worked as a coach with Capital City (A) in the South Atlantic League in 1994...prior to that, he served as a roving minor league instructor with the Mets for three years from 1991-1993.



Playing Career

- ▶ The catcher spent a majority of his playing career in the Mets organization...hit .220 in 18 career games with the Mets in 1984, 1986 and 1987...ended his playing career with stints in the Dodgers (1988), Rangers (1989) and Phillies (1990) organizations.
- ▶ Hit his only career Major League home run on September 20, 1986 against the Phillies' Mike Jackson.
- ▶ Selected by the New York Mets in the first round (24th overall) of the 1980 draft.

Miscellaneous Notes

- ▶ John and his wife, Julie, reside in San Antonio, Texas...they have a daughter, Jordan, and two sons, Troy and Kyle.
- ▶ Graduated from MacArthur High in San Antonio, where he was an All-City and All-District selection in baseball.

Gibbons' Coaching Summary			
Year	Club	League	Position
1991-93	New York Mets	Minor Leagues	Roving Instructor
1994	Columbia	South Atlantic	Coach
1995	Kingsport	Appalachian	Manager
1996-97	St. Lucie	Florida State	Manager
1998	Binghamton	Eastern	Manager
1999-2001	Norfolk	International	Manager
2002	Toronto	American	Bullpen Catcher/First Base Coach
2003	Toronto	American	First Base Coach
2004	Toronto	American	First Base Coach/Interim Manager
2005-2008	Toronto	American	Manager



18 RUSTY KUNTZ

1B COACH

FULL NAME: Russell Jay Kuntz **BATS/THROWS:** R/R
OPENING DAY AGE: 54
BORN: February 4, 1955 (Orange, CA) **RESIDES:** Tulsa, OK
NAMED TO STAFF: October 23, 2007
MARRIED: Salli **CHILDREN:** Kevin

Coaching Career

- ▶ Enters his second season as the club's first base coach in 2009...he also works with the Royals outfielders and baserunners...he was named to Trey Hillman's staff on October 23, 2007.
- ▶ Spent the 2003-2007 seasons with the Pittsburgh Pirates organization...joined the Pirates as the first base coach at the Major League level for the 2003-2005 seasons before working as a coach between the Pirates and Triple-A Indianapolis in 2006 and 2007.
- ▶ Kuntz also worked as a first base coach for the Florida Marlins (1995-1996 and 1999-2000) and the Seattle Mariners (1989-1992).
- ▶ Kuntz spent the final 2 months of the 2002 season as a roving instructor with the Atlanta Braves.
- ▶ Joined the Florida organization in 1993 and worked as the club's minor league outfield/baserunning coordinator from 1993-94, 1997-98 and 2001.
- ▶ After ending his playing career, he worked as the Houston Astros minor league baserunning and outfield instructor from 1987-88.



Playing Career

- ▶ Originally selected by the Chicago White Sox in the 11th round of the 1977 June Draft.
- ▶ Played 7 seasons in the Majors with the White Sox (1979-83), Twins (1983) and Tigers (1984-85), hitting .236 with 5 home runs and 38 RBI in 277 games.
- ▶ Was a member of the 1984 World Series Champion Detroit Tigers, delivering the game-winning RBI in the 5th and deciding game of the World Series with a 7th-inning sacrifice fly.

Miscellaneous Notes

- ▶ Rusty and his wife, Salli, have one son, Kevin, and reside in Tulsa, Okla.
- ▶ Graduated from Paso Robles (Calif.) High and attended Cuesta College in San Luis Obispo, Calif., and California State College (Stanislaus), where he was a member of Cal State's Division III World Series Championship teams in 1976 and 1977.

Kuntz' Coaching Summary

Year	Club	League	Position
1987-88	Houston	Minor Leagues	Baserunning/Outfield Instructor
1989-92	Seattle	American	First Base Coach
1993-94	Florida	Minor Leagues	Baserunning/Outfield Coordinator
1995-96	Florida	National	First Base Coach
1997-98	Florida	Minor Leagues	Baserunning/Outfield Coordinator
1999-2000	Florida	National	First Base Coach
2001	Florida	Minor Leagues	Baserunning/Outfield Coordinator
2002	Atlanta	Minor Leagues	Roving Instructor
2003-05	Pittsburgh	National	First Base Coach
2006-07	Pittsburgh	Minor Leagues	Coach/Baserunning Instructor
2008	Kansas City	American	First Base Coach

ROYALS

REVIEW

HISTORY

RECORDS

OPPONENTS

SCOUTING/PLAYER DEV.

MEDIA & MISC.



33 BOB MCCLURE

FULL NAME: Robert Craig McClure **BATS/THROWS:** L/L
OPENING DAY AGE: 56 (Turns 57 on April 29)
BORN: April 29, 1952 (Oakland, CA) **RESIDES:** Stuart, FL
NAMED TO STAFF: October 12, 2005
MARRIED: Shirley **CHILDREN:** Jake, Jessie and Adam

Coaching Career

- ▶ Enters his 4th season as the Royals pitching coach.
- ▶ Tutored a pitching staff in 2007 that posted a 4.48 ERA, 7th in the American League...the ERA was the best out of a Royals team since 1994 and was a 1.17 run improvement from 2006...his 2008 staff matched the 4.48 ERA.
- ▶ Spent 7 seasons with the Rockies organization from 1999-2005, the last 4 as Colorado Springs' (AAA) pitching coach.
- ▶ Spent his first 3 years in the Colorado organization from 1999-2001 as the pitching coach at High-A Salem.
- ▶ Prior to joining the Colorado organization, he coached his son's Sequoia High School baseball team in Redwood City, Calif.
- ▶ Spent a majority of the 1994 season on the Florida Marlins Major League coaching staff...also served as a Marlins scout in 1996.



Playing Career

- ▶ Concluded his 19-year big league career with Florida in 1993...the left-hander also pitched for the Royals, Brewers, Expos, Mets, Angels and Cardinals.
- ▶ Compiled a 68-57 Major League record with a 3.81 ERA in 698 games.
- ▶ Posted his best season in 1982 when he went 12-7, threw 5 complete games and helped Milwaukee to the World Series...he saved 2 of the Brewers 3 wins in the Fall Classic and also earned a win in the ALCS.
- ▶ Traded to Milwaukee in 1977 as part of the deal that sent Darrell Porter and Jim Colborn to Kansas City.
- ▶ Selected by the Los Angeles Dodgers in the 3rd round of the 1973 January Free Agent Draft...then selected by the Kansas City Royals in secondary phase of 1973 June Free Agent Draft and signed with the Royals...pitched with the Royals in 1975-76.

Miscellaneous Notes

- ▶ Bob and his wife, Shirley, reside in Stuart, Fla...they have 3 children; Jake, Jessie and Adam.
- ▶ Graduated from Terra Nova High in Pacifica, Calif.
- ▶ Played at the College of San Mateo and earned all-state and All-America honors...went 17-1 and hit .340 in his college career.
- ▶ Played little league baseball with former All-Star first baseman Keith Hernandez.

McClure's Coaching Summary

Year	Club	League	Position
1994	Florida	National	Coach
1999-2001	Salem	Carolina	Pitching Coach
2002-05	Colorado Springs	Pacific Coast	Pitching Coach
2006-08	Kansas City	American	Pitching Coach



50 JOHN MIZEROCK

BULLPEN

FULL NAME: John Joseph Mizerock **BATS/THROWS:** L/R
OPENING DAY AGE: 48 (Turns 49 on December 8)
BORN: December 8, 1960 (Punxsutawney, PA) **RESIDES:** Punxsutawney, PA
NAMED TO STAFF: October 23, 2007

Coaching Career

- ▶ Mizerock will spend his second straight season in 2009 as Trey Hillman's bullpen coach.
- ▶ Spent the 2002 season at the Major League level as the Royals bullpen coach before moving to the third base coaching position in 2003 and 2004.
- ▶ Also served as interim manager in 2002 from April 30-May 14... guided the Royals to a 5-8 record, including a 5-2 mark over his last 7 games.
- ▶ Mizerock spent the 2007 season as manager of Wilmington, leading the Blue Rocks to the Carolina League playoffs...was the recipient of the 2007 Dick Howser Award, his second time being honored with the award (also 1996)...the award is given annually to a player development department employee for outstanding contributions to the organization.
- ▶ He served the Royals as a roving catching instructor in 2005 and 2006.
- ▶ Prior to his 1st stint on the Major League staff, he managed in the Royals farm system for 9 seasons at Eugene (R) in 1993, Rockford (A) in 1994, Wilmington (A) in 1995-97, Wichita (AA) in 1998-99 and Omaha (AAA) in 2000-01.
- ▶ Compiled a 648-534 record during his 9-year minor league managing career, leading his clubs to 3 league championship series, winning titles in 1996 with Wilmington and 1999 with Wichita.
- ▶ Was named Manager of the Year by Baseball America in 1999...named Midwest League Manager of the Year in 1994.
- ▶ Coached at Eugene in 1992 prior to his managerial career.



Playing Career

- ▶ Began his professional career as the No. 1 pick by the Houston Astros in the 1979 June Free Agent Draft.
- ▶ Caught parts of 4 seasons in the big leagues, including 3 seasons with Houston and 1 with Atlanta.

Miscellaneous Notes

- ▶ Mizerock resides in Punxsutawney, Pa.

Mizerock's Coaching Summary

Year	Club	League	Position
1992	Eugene	Northwest	Coach
1993	Eugene	Northwest	Manager
1994	Rockford	Midwest	Manager
1995-97	Wilmington	Carolina	Manager
1998-99	Wichita	Texas	Manager
2000-01	Omaha	Pacific Coast	Manager
2002	Kansas City	American	Bullpen Coach
2003-04	Kansas City	American	Third Base Coach
2005-06	Kansas City	Minor Leagues	Catching Instructor
2007	Wilmington	Carolina	Manager
2008	Kansas City	American	Bullpen Coach

ROYALS

REVIEW

HISTORY

RECORDS

OPONENTS

SCOUTING/PLAYER DEV.

MEDIA & MISC.



6 DAVE OWEN

FULL NAME: Dave Owen

BATS/THROWS: S/L

OPENING DAY AGE: 50 (Turns 51 on April 25)

BORN: April 25, 1958 (Cleburne, TX)

RESIDES: Cleburne, TX

NAMED TO STAFF: October 23, 2007

MARRIED: Yasmin

CHILDREN: Haley and Courtney

Coaching Career

- ▶ Owen will serve as the Royals third base coach in 2009 after working in 2008 as Trey Hillman's bench coach.
- ▶ He served on Hillman's coaching staff with the Hokkaido Nippon Ham Fighters in 2007, helping the Fighters to the Pacific League title and a berth in the Japan World Series.
- ▶ Prior to his stint in Japan, Owen worked as the Philadelphia Phillies minor league infield coordinator from 2004-2006.
- ▶ He served as a scout for the White Sox, Tigers and Phillies organizations from 1992-2003 after retiring from baseball.

Playing Career

- ▶ Owen played for parts of 4 seasons in the Majors with the Cubs (1983-85) and Royals (1988)...the infielder appeared in 7 games for the Royals in 1988, going 0-for-5 at the plate.
- ▶ Selected by the Chicago Cubs in the 10th round of the 1979 June Draft.

Miscellaneous Notes

- ▶ Owen resides in Cleburne, Texas, with his wife, Yasmin... they have two children, Haley and Courtney.
- ▶ Attended and played baseball at the University of Texas-Arlington, the same school manager Trey Hillman attended.
- ▶ Brother, Spike, played 13 seasons in the Majors for the Mariners, Red Sox, Expos, Yankees and Angels.



Owen's Coaching Summary

Year	Club	League	Position
2004-06	Philadelphia	Minor Leagues	Infield Coordinator
2007	Hokkaido Fighters	Japan Pacific League	Coach
2008	Kansas City	American	Bench Coach



36 KEVIN SEITZER

HITTING

FULL NAME: Kevin Lee Seitzer

BATS/THROWS: R/R

OPENING DAY AGE: 49

BORN: March 26, 1962 (Springfield, IL)

RESIDES: Leawood, KS

NAMED TO STAFF: October 13, 2008

MARRIED: Beth

CHILDREN: Tyler, Brandon, Nick and Cam

Coaching Career

- ▶ Seitzer joined the Royals staff as the hitting coach on October 13, 2008.
- ▶ The hitting coach stint will be Seitzer's second in the big leagues...he served as the hitting coach for the eventual N.L. West Champion Arizona Diamondbacks in the first half of the 2007 season.

Playing Career

- ▶ Played 12 seasons in the Majors with a majority of his time at third base...compiled a .295 career batting average with 285 doubles, 35 triples, 75 home runs and 613 RBI for the Royals (1986-1991), Brewers (1992, 1993-96), Athletics (1993) and Indians (1996-97).
- ▶ Was a two-time American League All-Star, appearing in the 1987 and 1995 games.
- ▶ Following a September call-up in 1986 with the Royals, he became a fixture in Kansas City's lineup in 1987, hitting .323 with 15 home runs and 207 hits, earning All-Star status during his first full season, and finishing second in the American League Rookie of the Year balloting to Oakland's Mark McGwire.
- ▶ Holds Royal rookie records in games (161), hits (207), singles (151) and walks (80) and is tied with Carlos Beltran in extra-base hits (56) and total bases (301)...led the league in hits, singles and plate appearances (725).
- ▶ Is one of 3 Royals to record 6 hits in a game, going 6-for-6 on Aug. 2, 1987 vs. Boston.
- ▶ Ranks eighth on the Royals all-time list with 369 walks while his .380 career on-base pct. as a Royals is second all-time...is one of six players in Royals history to top the 200 hits mark in a season (207 in 1987).
- ▶ Appeared in the postseason twice with the Indians in 1996 and 1997, appearing in the 1997 World Series for the Tribe against Florida.



Miscellaneous Notes

- ▶ **Kevin Lee Seitzer** and his wife, Beth, reside in Leawood, Kan...they have four sons; Tyler, Brandon, Nick and Cam.
- ▶ He owns and Operates Mac-N-Seitz, an extremely successful year-around baseball and softball training facility in Kansas City, Mo...co-owns the company with former Royal teammate Mike Macfarlane...the facility has been in business since 1996 and consists of 47,000 square feet of indoor training space.

Seitzer's Coaching Summary

Year	Club	League	Position
2007	Arizona	National	Hitting Coach

ROYALS

REVIEW

HISTORY

RECORDS

OPPONENTS

SCOUTING/PLAYER DEV.

MEDIA & MISC.



59

EDDIE RODRIGUEZ

FULL NAME: Eduardo Rodriguez

BATS/THROWS: R/R

OPENING DAY AGE: 50

BORN: March 11, 1959 (Havana, Cuba)

RESIDES: Phoenix, AZ

NAMED TO STAFF: October 31, 2008

MARRIED: Mavelin

CHILDREN: Joshua

Coaching Career

- ▶ Rodriguez joined the Royals staff as a special assignment coach on October 31, 2008.
- ▶ Joins the Kansas City organization after spending two seasons with the Mariners...spent 2008 as the Seattle first base coach after managing West Tennessee in the Double-A Southern League in 2007.
- ▶ Spent three seasons as Frank Robinson's bench coach from 2004-06 with the Montreal Expos in 2004 and the Washington Nationals in 2005-06.
- ▶ Served three seasons on the Major League staff of the Arizona Diamondbacks...was Arizona's third base coach in 2002 and 2003 after working as the first base coach in 2001...greeted the D'Backs Luis Gonzalez after his game-winning hit in the ninth inning in Game 7 of the 2001 World Series against the Yankees.
- ▶ Managed the Queens Kings in the New York-Penn League in 2000...Queens was a Class A affiliate of the Blue Jays.
- ▶ Was the Toronto Blue Jays third base coach in 1998 under manager Tim Johnson.
- ▶ Began his coaching career and spent 15 seasons in the Angels organization from 1983-1997...served as a player/coach in 1984 with Waterbury and a player/manager 1986 with Quad Cities...also managed Quad Cities from 1987-89 and Midland in 1990...worked three seasons as the Angels Minor League Roving Defense Coordinator from 1991-93 and four seasons as Field Coordinator from 1994-97.



Playing Career


- ▶ Selected by the Minnesota Twins in the 1977 draft, but did not sign...was selected by the Baltimore Orioles in the January phase of the 1978 draft.
- ▶ Played six seasons in the minors as an infielder, hitting .236 with 33 stolen bases.

Miscellaneous Notes

- ▶ Eduardo Rodriguez and his wife, Mavelin, reside in Phoenix, Ariz., with their son, Joshua.
- ▶ Graduated from Miami (Fla.) High in 1977 and attended Miami Dade South Junior College.
- ▶ Served as a coach on the 2000 U.S. Olympic baseball team than won the gold medal in Sydney.

Rodriguez' Coaching Summary

Year	Club	League	Position
1983	Peoria	Midwest	Coach
1984	Waterbury	Eastern	Player/Coach
1986-89	Quad Cities	Midwest	Player/Coach/Manager
1990	Midland	Texas	Manager
1991-93	Los Angeles (AL)	Minor Leagues	Roving Defense Coordinator
1994-97	Los Angeles (AL)	Minor Leagues	Field Coordinator
1998	Toronto	American	Third Base Coach
2000	Queens	New York-Penn	Manager
2001	Arizona	National	First Base Coach
2002-03	Arizona	National	Third Base Coach
2004	Montreal	National	Bench Coach
2005-06	Washington	National	Bench Coach
2007	West Tennessee	Southern	Manager
2008	Seattle	American	First Base Coach



**How did you know
he can't hit a slider?**

royals.com

royals.com™

royals.com is where Royals fans go

**Get official gear, follow breaking news, buy tickets, watch live baseball on MLB.TV,
follow live action on Gameday, listen live on Gameday Audio
and stay connected with MLB.com Mobile Team and Video Alerts.**



MLB.TV

MLB.com

MLB.com/mobile

**GAMEDAY
AUDIO**



loroyals.com

2009 KANSAS CITY ROYALS

SS

30 MIKE AVILES

HEIGHT: 5-9**WEIGHT:** 203**BATS/THROWS:** R/R**OPENING DAY AGE:** 28**BORN:** March 13, 1981 (New York, NY)**RESIDES:** Middletown, NY**M.L. SERVICE:** 123 days**SIGNED THRU:** 2009**ACQUIRED:** Selected in the 7th round of the 2003 Draft

2008

- ▶ Named the 2008 Les Milgram Royals Player of the Year after bursting onto the scene as a rookie...became the third rookie to win the award, joining Bob Hamelin (1994) and David DeJesus (2004).
- ▶ Finished tied for fourth in the A.L. Rookie of the Year voting.
- ▶ Was 1 of 3 finalists for the American League Players Choice Outstanding Rookie Award.
- ▶ Was named to the Topps Company's 50th annual Major League Rookie all-star team as the shortstop...becomes the 14th player in the franchise's 40 seasons to be named to the elite team and the second shortstop (Angel Berroa, 2003).
- ▶ Was the Royals' nominee for the Hank Aaron Award, given to the best overall offensive performer in each league.
- ▶ The Royals went 52-50 after he was inserted as the regular shortstop on June 6...the club was 23-37 prior to June 6.
- ▶ Led all Major League rookies with a .325 batting average, while also finishing among the A.L. rookie leaders in nearly every other offensive category, including second in multi-hit games (39) and on-base pct. (.354), third in hits and runs, and fourth in doubles, total bases (201) and slugging pct. (.480).
- ▶ Recorded the highest rookie batting average in Royals history (min. 400 at bats), surpassing hitting coach Kevin Seitzer's .323 mark in 1987...finished with the second-best on-base pct. (Kevin Seitzer, .399) and slugging pct. (Mark Quinn, .488 in 2000).
- ▶ His .325 average was the 12th-highest average in Royals history (min. 400 at bats).
- ▶ Posted 39 multi-hit games in 102 contests, including 12 3-hit games and four 4-hit games.
- ▶ Finished third in the A.L. and fifth in the Majors with a .3587 (66-for-184) average with men on base...teammate David DeJesus was fourth in Majors at .3591 (65-for-181).
- ▶ Also starred defensively, posting the fifth-best fielding pct. (.974) among A.L. shortstops (min. 90 games), the fourth-best range factor/9 innings (4.56) and the second-best zone rating (.849).
- ▶ Was incredibly consistent through his first 4 months in the Majors, hitting .330 in June, .330 in July, .339 in August and .308 in September...won KC Player of the Month in both July and August...hit .348 (49-for-141) with a .575 slugging pct. against lefties.
- ▶ Started the season at Triple-A Omaha and was hitting .336 (72-for-214) with 21 doubles, 6 triples, 10 homers, 42 RBI and 42 runs scored in 50 games with the O-Royals at the time of his call-up.
- ▶ Was selected from Omaha on May 29...made his Major League debut that night vs. Minnesota.
- ▶ He recorded his first Major League hit, a double in the third inning at Yankee Stadium on June 6 with friends and family looking on.
- ▶ He hit a game-tying 2-run home run off of Texas' Eric Hurley at home on June 12, Mike's first Major League blast.
- ▶ Was named A.L. Co-Player of the Week (X. Nady-NYY) from July 28-August 3 after hitting .577 (15-for-26) with 4 games of at least 3 hits.
- ▶ Recorded a career-high 12-game hitting streak from July 7-22, hitting .423 (22-for-52) with 10 RBI...posted 4 hitting streaks of 7 or more games on the season.
- ▶ Finished the season strong, leading all MLB rookies with 33 hits in September, trailing only George Brett (35) among Royals rookies...scored 22 runs in the month, tied for the third-most ever among KC rookies.

Minor League Notes

- ▶ Had a tremendous 2007 season at Omaha (AAA) and was rewarded by earning both the Omaha Player of the Year and Kansas City Minor League Player of the Year.
- ▶ Was both a mid-season and postseason All-Star in the Texas League with Wichita in 2005...ranked fourth in the league with 33 doubles and tied for third with 53 extra-base hits.



- ▶ Named the 2004 Wilmington (A) Player of the Year, leading the Carolina League with 40 doubles...the 40 two-baggers were a Wilmington franchise record...also finished third in the league in extra-base hits (50) and tied for third in hits...named to the mid-season and postseason Carolina League All-Star squads.
- ▶ Was the Arizona League Royals Player of the Year in 2003...led the Arizona League in doubles (19) and runs (51) and tied for second in hits (77)...selected by Topps as its Arizona League Player of the Month for August.
- ▶ Selected by the Kansas City Royals in the seventh round of the 2003 June Free Agent Draft...signed by Steve Connelly.

Miscellaneous Notes

- ▶ Full name is **Michael Anthony Aviles**...resides in Middletown, N.Y...engaged to **Jessy**...has a daughter, **Kyla**.
- ▶ Graduated from Middletown (N.Y.) High in 1999.
- ▶ Attended Concordia (N.Y.) College...was named Rawlings/ABCA Position Player of the Year and ABCA/Rawlings Division II Player of the Year as a senior after leading all Division II players in batting average (.500) with 20 doubles, 6 triples, 22 home runs and 65 RBI in 45 games.
- ▶ Participated in the 2009 Royals Caravan and FanFest.

Aviles' Career Statistics

Year	Club	AVG	G	AB	R	H	2B	3B	HR	RBI	SH	SF	HP	BB	SO	SB	CS	E
2003	Surprise Royals	.363	52	212	51	77	19	5	6	39	2	5	5	13	28	11	5	11
2004	Wilmington	.300	126	463	66	139	40	4	6	69	1	6	1	39	57	2	5	21
2005	Wichita	.280	133	521	79	146	33	6	14	80	2	5	1	30	64	11	6	41
2006	Omaha	.264	129	469	52	124	21	3	8	47	0	3	2	28	48	14	5	22
2007	Omaha	.296	133	538	78	159	27	6	17	77	5	6	2	30	59	5	5	23
2008	Omaha	.336	51	214	42	72	21	6	10	42	0	1	1	11	23	3	0	7
	KANSAS CITY	.325	102	419	68	136	27	4	10	51	0	2	2	18	58	8	3	10
	Minor League Totals	.297	624	2417	368	717	161	30	61	354	10	26	12	151	279	46	26	125
	Major League Totals	.325	102	419	68	136	27	4	10	51	0	2	2	18	58	8	3	10

Aviles' Career Transactions

2003 Selected in the 7th round of the June Free Agent Draft...signed by Steve Connelly

Aviles' Career Fielding

POSITION	PCT.	G	PO	A	E	TC	DP
Shortstop	.974	91	141	238	10	389	65
2nd Base	1.000	28	26	33	0	59	5
3rd Base	1.000	7	3	3	0	6	0

Aviles' Single Game Bests

HITS
4 (4x) 6/14/08 @ ARI
7/8/08 vs. CWS
8/3/08 vs. CWS
8/8/08 vs. MIN

RBI
3 (5x) 6/22/08 vs. SF
7/19/08 @ CWS
8/3/08 vs. CWS
8/20/08 @ CLE
9/18/08 vs. SEA

HITTING STREAKS
12 July 7-22, 2008

ROYALS ROOKIES OF THE YEAR

Year	Player	Position	Award
1969	Lou Piniella	OF	Jackie Robinson Rookie of the Year (BBWAA)
1989	Tom Gordon	RHP	Baseball Digest, USA TODAY
1994	Bob Hamelin	1B/DH	Jackie Robinson Rookie of the Year (BBWAA), The Sporting News, Baseball Digest
1999	Carlos Beltran	OF	Jackie Robinson Rookie of the Year (BBWAA), The Sporting News, Baseball America, Baseball Digest
2000	Mark Quinn	OF	The Sporting News
2003	Angel Berroa	SS	Jackie Robinson Rookie of the Year (BBWAA), Players Choice Awards



Lou Piniella (1969)
Louis Rospener/Getty Images



MIKE AVILES (CONT.)

Aviles' 2008 and Career Breakdown

	2008					Career				
	AVG	AB	H	HR	RBI	AVG	AB	H	HR	RBI
vs. American League										
vs. Baltimore	.133	15	2	0	1	.133	15	2	0	1
Boston	.167	12	2	0	0	.167	12	2	0	0
Chicago	.359	64	23	1	11	.359	64	23	1	11
Cleveland	.341	44	15	0	4	.341	44	15	0	4
Detroit	.385	52	20	1	6	.385	52	20	1	6
Kansas City	-	-	-	-	-	-	-	-	-	-
Los Angeles	-	-	-	-	-	-	-	-	-	-
Minnesota	.310	42	13	1	2	.310	42	13	1	2
New York	.250	28	7	0	2	.250	28	7	0	2
Oakland	.520	25	13	1	3	.520	25	13	1	3
Seattle	.360	25	9	1	7	.360	25	9	1	7
Tampa Bay	.241	29	7	2	2	.241	29	7	2	2
Texas	.261	23	6	1	2	.261	23	6	1	2
Toronto	-	-	-	-	-	-	-	-	-	-
vs. National League										
vs. Arizona	.385	13	5	1	2	.385	13	5	1	2
Atlanta	-	-	-	-	-	-	-	-	-	-
Chicago	-	-	-	-	-	-	-	-	-	-
Cincinnati	-	-	-	-	-	-	-	-	-	-
Colorado	.364	11	4	0	2	.364	11	4	0	2
Florida	-	-	-	-	-	-	-	-	-	-
Houston	-	-	-	-	-	-	-	-	-	-
Los Angeles	-	-	-	-	-	-	-	-	-	-
Milwaukee	-	-	-	-	-	-	-	-	-	-
New York	-	-	-	-	-	-	-	-	-	-
Philadelphia	-	-	-	-	-	-	-	-	-	-
Pittsburgh	-	-	-	-	-	-	-	-	-	-
St. Louis	.240	25	6	1	1	.240	25	6	1	1
San Diego	-	-	-	-	-	-	-	-	-	-
San Francisco	.364	11	4	0	6	.364	11	4	0	6
Washington	-	-	-	-	-	-	-	-	-	-
Monthly										
March/April	-	-	-	-	-	-	-	-	-	-
May	.000	3	0	0	0	.000	3	0	0	0
June	.330	91	30	3	15	.330	91	30	3	15
July	.330	103	34	3	13	.330	103	34	3	13
August	.339	115	39	1	10	.339	115	39	1	10
September/October	.308	107	33	3	13	.308	107	33	3	13
Situational Hitting										
Home	.311	219	68	4	26	.311	219	68	4	26
Road	.340	200	68	6	25	.340	200	68	6	25
Day	.341	135	46	5	21	.341	135	46	5	21
Night	.317	284	90	5	30	.317	284	90	5	30
Natural Grass	.329	383	126	8	48	.329	383	126	8	48
Artificial Turf	.278	36	10	2	3	.278	36	10	2	3
Before ASG	.310	142	44	4	21	.310	142	44	4	21
After ASG	.332	277	92	6	30	.332	277	92	6	30
vs. LHP	.348	141	49	4	23	.348	141	49	4	23
vs. RHP	.313	278	87	6	28	.313	278	87	6	28
with RISP	.316	95	30	1	37	.316	95	30	1	37
Bases Loaded	.500	8	4	0	12	.500	8	4	0	12
Pinch Hitter	-	-	-	-	-	-	-	-	-	-
Designated Hitter	-	-	-	-	-	-	-	-	-	-

Aviles' Career by Ballpark

Ballpark	AVG	AB	H	HR	RBI	Ballpark	AVG	AB	H	HR	RBI
Camden Yards	.133	15	2	0	1	Chase Field	.385	13	5	1	2
U.S. Cellular Field	.292	24	7	0	4	Busch Stadium	.250	12	3	1	1
Progressive Field	.452	31	14	0	4						
Comerica Park	.444	27	12	1	6						
Kauffman Stadium	.311	219	68	4	26						
Metrodome	.292	24	7	1	2						
Old Yankee Stadium	.250	28	7	0	2						
Oakland Coliseum	.571	14	8	1	2						
Tropicana Field	.250	12	3	1	1						

**49**

JOHN BALE

LHP**HEIGHT:** 6-4**WEIGHT:** 203**BATS/THROWS:** L/L**OPENING DAY AGE:** 34 (Turns 35 on May 22)**BOBN:** May 22, 1974 (Cheverly, MD)**RESIDES:** Tampa, FL**ML SERVICE:** 3 years, 16 days**SIGNED THRU:** 2009**ACQUIRED:** Signed as a Major League free agent, December 8, 2006

2008

- ▶ Made the Opening Day roster for Kansas City, beginning the year in the Royals rotation.
- ▶ Made 3 starts before being placed on the 15-day disabled list on April 16 with left shoulder fatigue...while rehabbing the shoulder, fractured his left hand...was transferred to the 60-day D.L. on June 24.
- ▶ Made a total of 9 rehab appearances for Northwest Arkansas (AA) and Omaha (AAA) before being returned from his assignment on August 31...was reinstated from the 60-day D.L. on September 2.
- ▶ Appeared in 10 games in September, all in relief...did not allow a hit in his final 7 outings (7.1 IP).
- ▶ Was 1 of 9 pitchers in baseball to not allow an earned run in the month of September (min. 10 IP), while his .108 opponent batting average was tied for the third-best in baseball (min. 10 IP).
- ▶ Retired 21 straight batters from September 9 until a Joe Mauer walk in his final appearance of the season on September 27.

2007

- ▶ Spent the first 89 games of the season on the disabled list, initially sidelined in spring training with a tight left shoulder, but during one of his rehab assignments he suffered a strained left gluteal.
- ▶ He made 11 minor league injury rehab appearances, 3 with Wichita (AA) and 8 with Omaha (AAA).
- ▶ Was recalled from his rehab assignment and reinstated from the 60-day D.L. on July 14...made his Kansas City debut on July 15 at Cleveland, working 2.0 scoreless innings of relief, allowing 3 hits while recording 2 strikeouts.
- ▶ Earned his first win of the season and first victory in the Majors since August 29, 2003 vs. St. Louis on August 24 vs. Cleveland...tossed 3.0 shutout innings in relief of Zack Greinke, outdueling CC Sabathia in the 2-1 win.
- ▶ Whiffed 7 New York Yankees in 3.2 innings on September 9, marking the most strikeouts by a KC reliever in 2007 and most since Paul Byrd struck out 7 on June 15, 2001 against the Brewers.
- ▶ Following a poor performance at Oakland on August 19 (2 IP, 4 ER), he posted a 1-0 record with a 3.04 ERA in his final 16 appearances of the season...in 23.2 innings, he struck out 30 and walked just 9.
- ▶ He did not allow a run over his final 6 outings, covering 5.1 innings.

2006

- ▶ Spent his third season pitching for the Hiroshima Toyo Carp, going 1-2 with 6 saves and a 2.93 ERA in 30 appearances (5 starts).

2005

- ▶ Went 2-1 with a 3.19 ERA and recorded 24 saves in his second season with the Hiroshima Toyo Carp.

2004

- ▶ Spent his first season in Japan with the Hiroshima Toyo Carp...went 11-10 in 25 starts.

2003

- ▶ Opened the season in the New York Mets organization pitching for Norfolk (AAA)...was released on May 3.
- ▶ Signed by the Cincinnati Reds to a minor league contract on May 8 and was assigned to Louisville (AAA).
- ▶ Had his contract selected by the Reds on July 30 and made his Cincinnati debut on August 3.
- ▶ Dominated left-handed hitters, allowing just 3 hits in 29 at bats for a .103 opponent batting average.

2001

- ▶ Split the season between the Majors and minors in the Baltimore system.
- ▶ Earned his first Major League win on April 14 vs. Tampa Bay, pitching 2.1 innings of scoreless relief in his Orioles debut.

2000

- ▶ Split the season between Syracuse (AAA) and Toronto...made just 2 appearances for the Blue Jays.
- ▶ Was traded from the Blue Jays to the Orioles in exchange for Jayson Werth on December 11.

ROYALS

REVIEW

HISTORY

RECORDS

OPPONENTS

SCOUTING/PLAYER DEV.

MEDIA & MISC.



JOHN BALE (CONT.)

1999

- ▶ Made his Major League debut for the Blue Jays, allowing 3 runs on 2 hits in 2.0 innings on September 30 at Cleveland, his only appearance of the season at the Major League level.
- ▶ Spent a majority of the season at Knoxville (AA)...led the Southern League with 13.39 strikeouts per 9.0 innings.

Minor League Notes

- ▶ Began the 2002 season with Norfolk (AAA) in the Mets system...was shut down for the remainder of the season following his appearance on May 26 with a left wrist injury...underwent surgery on June 21.
- ▶ Was selected by Toronto in the fifth round of the 1996 June Free Agent Draft...signed by Alvin Rittman.

Miscellaneous Notes

- ▶ **John Robert Bale** and his wife, Genevieve, reside in Tampa, Fla., with their daughters, Madison and Olivia, and son, Zachary...Genevieve's brother is NHL superstar Vincent LeCavalier.
- ▶ Participated in the 2008 and 2009 Royals FanFest.
- ▶ Graduated from Crestview (Fla.) High...was an All-State selection in baseball his senior season after going 11-2 with a 0.38 ERA.
- ▶ Attended Jefferson Davis Community College in Alabama where he was named All-Division.
- ▶ Was selected by the St. Louis Cardinals in the 12th round of the 1994 June Free Agent Draft, but did not sign.
- ▶ Attended the University of Southern Mississippi where he went 9-8 with a 4.01 ERA his junior year.

Bale's Career Statistics

Year	Club	W-L	ERA	G	GS	CG	SHO	SV	IP	H	R	ER	HR	HB	BB	SO	WP	BK
1996	St. Catharines	3-2	4.86	8	8	0	0	0	33.1	39	21	18	2	0	11	35	4	2
1997	Hagerstown	7-7	4.30	25	25	0	0	0	140.1	130	83	67	11	1	63	155	11	0
1998	Dunedin	4-5	4.64	24	9	0	0	4	66.0	68	39	34	5	4	23	78	6	1
	Knoxville	0-0	6.75	3	0	0	0	0	1.1	1	1	1	0	0	0	0	0	0
1999	Knoxville	2-2	3.75	33	4	0	0	1	62.1	64	32	26	7	0	16	91	4	0
	Syracuse	0-3	3.97	6	4	0	0	0	22.2	16	14	10	1	0	10	10	1	0
	TORONTO	0-0	13.50	1	0	0	0	0	2.0	2	3	3	1	0	2	4	0	0
2000	Syracuse	3-4	3.19	21	12	0	0	0	79.0	68	35	28	4	2	41	70	4	0
	TORONTO	0-0	14.73	2	0	0	0	0	3.2	5	7	6	1	2	3	6	0	0
2001	Gulf Coast Orioles	0-0	2.25	2	2	0	0	0	4.0	1	1	1	0	0	2	7	1	0
	Rochester	1-1	2.05	9	7	0	0	0	30.2	31	8	7	1	0	5	41	1	0
	BALTIMORE	1-0	3.04	14	0	0	0	0	26.2	18	14	9	2	1	17	21	1	0
2002	Norfolk	2-2	3.54	12	2	0	0	0	28.0	22	11	11	2	2	7	27	1	0
2003	Norfolk	0-1	3.29	8	0	0	0	0	13.2	11	5	5	0	0	3	15	0	0
	Louisville	4-1	3.30	26	2	0	0	4	43.2	36	17	16	1	2	13	43	1	0
	CINCINNATI	1-2	4.47	10	9	0	0	0	46.1	50	24	23	7	2	12	37	1	0
2004	Hiroshima (Japan)	11-10	4.21	25	25	1	0	0	160.1	165	86	75	16	8	62	173	4	0
2005	Hiroshima (Japan)	2-1	3.19	51	0	0	0	24	53.2	44	24	19	9	5	16	72	1	0
2006	Hiroshima (Japan)	1-2	2.93	30	5	0	0	6	43.0	45	16	14	5	0	11	46	1	0
2007	Omaha @	0-1	2.84	3	4	0	0	0	12.2	13	5	4	0	0	1	12	0	0
	Wichita @	0-0	4.50	3	3	0	0	0	4.0	5	2	2	1	0	2	0	0	0
	KANSAS CITY	1-1	4.05	26	0	0	0	0	40.0	45	18	18	1	1	17	42	2	0
2008	KANSAS CITY	0-3	4.39	13	3	0	0	0	26.2	29	13	13	1	0	6	14	1	0
	Omaha @	0-3	10.80	10	7	0	0	0	11.2	17	14	14	3	0	5	8	0	0
	NW Arkansas @	0-0	5.40	2	1	0	0	0	1.2	3	1	1	0	0	0	3	0	0
Minor League Totals		26-29	3.82	188	82	0	0	9	541.2	505	274	230	36	11	197	584	34	3
Japan Totals		14-13	3.78	106	30	1	0	30	257.0	254	126	108	30	13	89	291	6	0
A.L. Totals		2-4	4.45	56	3	0	0	0	99.0	99	55	49	6	4	45	87	4	0
N.L. Totals		1-2	4.47	10	9	0	0	0	46.1	50	24	23	7	2	12	37	1	0
Major League Totals		3-6	4.46	66	12	0	0	0	145.1	149	79	72	13	6	57	124	5	0

@ - Minor League injury rehab

Bale's Career Transactions

- 1996 Selected by the Toronto Blue Jays in the 5th round of the June Free Agent Draft...signed by Alvin Rittman
- 2000 Acquired by the Baltimore Orioles in exchange for C Jayson Werth, December 11
- 2002 Acquired by the New York Mets in exchange for OF Gary Matthews Jr., April 2
- 2003 Signed by the Cincinnati Reds to a minor league contract, May 8
Signed by the Hiroshima Toyo Carp, December 10
- 2006 Signed by the Kansas City Royals as a Major League free agent, December 8
- 2007 Placed on 15-day D.L. (shoulder and back strain), April 1...transferred to 60-day D.L., May 11...reinstated on July 14
- 2008 Placed on 15-day D.L. (left shoulder tightness), April 16...transferred to 60-day D.L., June 24...reinstated on September 2

Bale's Career Fielding

POSITION	PCT.	G	PO	A	E	TC	DP
Pitcher	1.000	66	3	26	0	29	2

Bale's M.L. Batting Totals

	AVG.	AB	H	HR	RBI
M.L. Totals	.118	17	2	0	0



Bale's 2008 and Career Breakdown

	2008							Career						
	W-L	S	ERA	G	IP	H	ER	W-L	S	ERA	G	IP	H	ER
vs. American League	-	-	-	-	-	-	-	-	-	-	-	-	-	-
vs. Baltimore	-	-	-	-	-	-	-	-	-	-	-	-	-	-
Boston	-	-	-	-	-	-	-	0-0	0	5.06	4	5.1	2	3
Chicago	0-0	0	0.00	1	1.0	0	0	0-0	0	0.00	4	5.0	2	0
Cleveland	0-0	0	0.00	3	3.2	1	0	1-0	0	3.68	11	14.2	13	6
Detroit	0-0	0	0.00	1	1.0	0	0	0-0	0	0.00	4	3.1	4	0
Kansas City	-	-	-	-	-	-	-	0-0	0	0.00	1	1.0	0	0
Los Angeles	-	-	-	-	-	-	-	0-0	0	21.60	1	1.2	3	4
Minnesota	0-1	0	3.60	4	10.0	13	4	0-1	0	4.00	8	18.0	19	8
New York	0-1	0	6.00	1	6.0	8	4	0-2	0	5.17	5	15.2	18	9
Oakland	0-0	0	0.00	1	1.0	0	0	0-0	0	6.23	5	8.2	12	6
Seattle	0-1	0	11.25	2	4.0	7	5	0-1	0	7.88	3	8.0	10	7
Tampa Bay	-	-	-	-	-	-	-	1-0	0	2.08	2	4.1	5	1
Texas	-	-	-	-	-	-	-	0-0	0	4.50	4	6.0	6	3
Toronto	-	-	-	-	-	-	-	0-0	0	2.45	4	7.1	5	2
vs. National League	-	-	-	-	-	-	-	-	-	-	-	-	-	-
vs. Arizona	-	-	-	-	-	-	-	0-1	0	3.00	2	12.0	10	4
Chicago	-	-	-	-	-	-	-	0-0	0	9.00	1	4.0	8	4
Houston	-	-	-	-	-	-	-	0-0	0	3.86	1	4.2	6	2
Milwaukee	-	-	-	-	-	-	-	0-0	0	9.00	1	5.0	6	5
Pittsburgh	-	-	-	-	-	-	-	0-1	0	5.63	2	8.0	6	5
St. Louis	-	-	-	-	-	-	-	1-0	0	3.00	1	6.0	7	2
San Diego	-	-	-	-	-	-	-	0-0	0	0.00	1	4.2	5	0
San Francisco	-	-	-	-	-	-	-	0-0	0	4.50	1	2.0	2	1
Monthly	-	-	-	-	-	-	-	-	-	-	-	-	-	-
March/April	0-3	0	7.63	3	15.1	25	13	1-3	0	7.71	7	23.1	35	20
May	-	-	-	-	-	-	-	-	-	-	-	-	-	-
June	-	-	-	-	-	-	-	-	-	-	-	-	-	-
July	-	-	-	-	-	-	-	0-0	0	1.42	4	6.1	5	1
August	-	-	-	-	-	-	-	2-2	0	3.41	22	60.2	62	23
September/October	0-0	0	0.00	10	11.1	4	0	0-1	0	4.58	33	55.0	47	28
Situational Pitching	-	-	-	-	-	-	-	-	-	-	-	-	-	-
Home	0-1	0	3.38	5	10.2	9	4	3-2	0	3.48	27	67.1	56	26
Road	0-2	0	5.06	8	16.0	20	9	0-4	0	5.31	39	78.0	93	46
Before ASG	0-3	0	7.63	3	15.1	25	13	1-3	0	7.71	7	23.1	35	20
After ASG	0-0	0	0.00	10	11.1	4	0	2-3	0	3.84	59	122.0	114	52
Starter	0-3	0	7.63	3	15.1	25	13	1-5	0	5.28	12	59.2	73	35
Reliever	0-0	0	0.00	10	11.1	4	0	2-1	0	3.89	54	85.2	76	37

Bale's Career by Ballpark

Ballpark	W-L	S	ERA	G	IP	ER	Ballpark	W-L	S	ERA	G	IP	ER
Camden Yards	1-0	0	2.08	7	17.1	4	Tropicana Field	0-0	0	4.50	1	2.0	1
Fenway Park	0-0	0	6.75	3	2.2	2	Rangers Ballpark	0-0	0	4.50	4	6.0	3
U.S. Cellular Field	0-0	0	0.00	2	3.2	0	Rogers Centre	0-0	0	18.00	2	2.0	4
Progressive Field	0-0	0	7.11	6	6.1	5	Chase Field	0-1	0	6.00	1	6.0	4
Comerica Park	0-0	0	0.00	4	3.1	0	Wrigley Field	0-0	0	9.00	1	4.0	4
Kauffman Stadium	1-1	0	3.18	15	28.1	10	Great American	1-1	0	3.60	4	20.0	8
Metrodome	0-1	0	3.14	6	14.1	5	Minute Maid Park	0-0	0	3.86	1	4.2	2
Old Yankee Stadium	0-1	0	10.80	1	1.2	2	Miller Park	0-0	0	9.00	1	5.0	5
Oakland Coliseum	0-0	0	12.46	3	4.1	6	PNC Park	0-0	0	0.00	1	2.0	0
Safeco Field	0-1	0	9.00	2	7.0	7	Qualcomm Stadium	0-0	0	0.00	1	4.2	0

Bale's Single Game Bests

STRIKEOUTS (STARTER)

9 8/13/03 vs. ARI
6 8/29/03 vs. STL

STRIKEOUTS (RELIEVER)

7 9/9/07 vs. NYY
5 8/24/07 vs. CLE
4 (3x) 9/30/99 @ CLE
9/7/01 @ SEA
9/28/07 vs. CLE

INNINGS PITCHED (STARTER)

6.1 4/4/08 @ MIN
6.0 (5x) 8/13/03 vs. ARI
8/19/03 @ ARI
8/29/03 vs. STL
9/8/03 vs. PIT
4/10/08 vs. NYY

INNINGS PITCHED (RELIEVER)

4.0 9/7/01 @ SEA
3.2 (2x) 8/25/01 vs. TOR
9/9/07 vs. NYY
3.1 8/30/01 vs. OAK



19

BRIAN BANNISTER

RHP

HEIGHT: 6-2 **WEIGHT:** 217 **BATS/THROWS:** R/R
OPENING DAY/AGE: 28
BORN: February 28, 1981 (Scottsdale, AZ) **RESIDES:** San Ramon, CA
M.L. SERVICE: 2 years, 158 days **SIGNED THRU:** 2009
ACQUIRED: Trade with the New York Mets, December 6, 2006

2008

- ▶ After a superb rookie season in 2007, had a rough go of it in 2008, recording a 9-16 mark with a 5.76 ERA, setting a career high with 32 starts.
- ▶ His 16 losses were tied for fourth in the Majors.
- ▶ His 29 home runs allowed were the third-most in the American League.
- ▶ Posted a solid 3.96 ERA in 17 home starts while his 8.43 road ERA was the highest among all Major League hurlers with at least 70 road innings.
- ▶ Struggled with 2 outs, as opponents hit .329 (80-for-243), .328 (101-for-308) with runners on base, .344 (53-for-154) with runners in scoring position and .342 (26-for-76) with runners in scoring position and 2 outs.
- ▶ Made his second career Opening Day roster (also 2006 with the Mets).
- ▶ Had a superb start to the season, going 3-0 in his first 3 starts with a 0.86 ERA (21 IP, 2 ER)...included in that streak was his second career complete game on April 13 vs. Minnesota...allowed just 1 unearned run on 3 hits in a 5-1 win.
- ▶ Suffered through a 13-start winless streak from June 29-September 9, going 0-9 with 4 no decisions and posting a 7.79 ERA (67 IP, 58 ER).
- ▶ Had toughest day of his career on August 17 at New York, allowing 10 runs on 10 hits in 1-plus innings.
- ▶ Struck out a career-best 8 batters against the Rangers on August 27, but suffered the 3-2 loss.
- ▶ Snapped his 13-start winless streak by defeating the Indians on September 14 in Cleveland, 13-3.

Royals Father-Son Duos

Names	Years Played
Hal & Brian McRae	1973-87 & 1990-94
John & Dusty Wathan	1976-85 & 2002
Floyd & Brian Bannister	1988-89 & 2007-08

2007

- ▶ Won the Royals Joe Burke Special Achievement Award in his first season with KC.
- ▶ His 3.87 ERA ranked fourth among all A.L. rookies while his 12 wins were second, trailing only Boston's Daisuke Matsuzaka (15).
- ▶ He led all A.L. rookies in winning percentage (.571) and finished third with 165.0 innings.
- ▶ Among Royals rookies, his ERA was seventh-best all-time and the best since Kevin Appier recorded a KC rookie-record 2.76 ERA in 1990.
- ▶ Recalled from Omaha on April 24 and made his KC debut that night against the White Sox.
- ▶ Optioned to Omaha on May 10, but was recalled on May 13.
- ▶ Tossed 8.0 innings for his first Royals win on June 1 at Tampa Bay, allowing just 1 run on 2 hits.
- ▶ From June 1-September 2, was 12-4 with a 2.75 ERA in 17 starts...posted a pair of 4-game winning streaks (June 1-17 and August 17-September 2)...was second in the Majors in wins during that span (Chien-Ming Wang-NYY, 13) and third in ERA (Brandon Webb-ARI, 2.41; Jake Peavy-SD, 2.51).
- ▶ Allowed just 1 earned run combined in 3 starts from June 1 through June 12, posting a 0.41 ERA...recorded a streak of 18.0 consecutive innings without allowing an earned run from the 6th inning on June 1 to the 4th inning on June 17.
- ▶ Went 5-1 with a 2.75 ERA in 6 starts to earn American League Rookie of the Month honors for June...he became just the second Royal to win the award, joining Angel Berroa (July, 2003).
- ▶ After a solid month of July (2-2, 3.00 ERA), he was named Royals Pitcher of the Month, he won his second A.L. Rookie of the Month in August, going 4-1 with a 2.90 ERA in 6 starts.
- ▶ Tossed the Royals first complete game in a 9-2 win at Oakland on August 17.
- ▶ Went 0-2 with a 10.26 ERA in his final 4 starts to raise his season ERA from 3.16 to 3.87.

2006

- ▶ Saw his first action in the Majors, making the New York Mets Opening Day roster out of Spring Training...opened the season as the Mets No. 2 starter.
- ▶ Made his Major League debut with a start on April 5 vs. Washington in the Mets 2nd game of the season...recorded 5.1 hitless innings before allowing 3 runs in the 6th inning...took a no decision...the 5.1 hitless innings was the farthest any pitcher has ever taken a no-hitter in his Mets debut and the farthest in baseball since Brian Reith went 5.2 hitless innings for the Reds on May 16, 2001.



- ▶ Joined Hall of Famer Tom Seaver as just the second Mets starting pitcher to make his Major League debut in one of the team's first 2 games of the season.
- ▶ Won his first Major League game in his second start on April 11, a 7-1 win at Washington.
- ▶ Left the game with a 4-3 lead in the sixth on April 26 at San Francisco, but took a no decision...suffered a strained right hamstring running the bases...went 2-for-3 with 2 doubles, 2 RBI and a run scored.
- ▶ Was placed on the 15-day D.L. on April 28.
- ▶ Made a rehab start with Norfolk (AAA) on May 18, but lasted just 2 batters before reagravating his hamstring injury...placed on the 60-day D.L. on May 30.
- ▶ Activated from the 60-day D.L. on August 24 and made a start for the Mets on August 25 vs. Philadelphia...took his first Major League loss, allowing 5 runs on 6 hits in 3.0 innings.
- ▶ Made just 2 appearances (the remainder of the season, both in relief.

Minor League Notes

- ▶ Earned 2005 Sterling Organizational Pitcher of the Year honors after combining to go 13-5 with a 2.74 ERA in 26 starts for Binghamton (AA) and Norfolk (AAA) in the Mets organization.
- ▶ Named to the Eastern League's Mid-Season All-Star team in 2005 with Binghamton.
- ▶ Followed his strong 2005 season by serving as Team USA's No. 1 starter in the IBAF World Cup in the Netherlands in September...went 1-2 with a 9.69 ERA (13.0 IP, 14 ER) in 3 starts.
- ▶ Began his professional career in 2003 with Brooklyn (A) in the New York-Penn League...named by Baseball America as a short-season All-Star...was selected to the New York-Penn League All-Star team.
- ▶ Selected by the New York Mets in the seventh round of the 2003 June Draft...signed by Steve Leavitt.

Miscellaneous Notes

- ▶ **Brian Patrick Bannister** and his wife, Megan, had their first daughter, Brynn Avery, in October 2008 and live in San Ramon, Calif.
- ▶ Graduated from Chaparral (Ariz.) High School...named a 3-time All-Region and All-City selection in baseball and led team to a state title as a senior...winner of the Wendy's High School Heisman Award as a senior.
- ▶ Played baseball at the University of Southern California, where he was a member of the 2-time Pac-10 Champions...named First-team Academic All-American while at USC.
- ▶ His father, Floyd, pitched in the Majors for 15 seasons with the Astros, Mariners, White Sox, Royals, Angels and Rangers...went a combined 16-14 for the Royals in 1988 and 1989...uncle, Greg Cochran, played in the Yankees and A's systems...brother Brett pitched in the Mariners system...other brother Cory is a pitcher at Stanford.
- ▶ Participated in the 2008 and 2009 Royals Caravan and FanFest.

Bannister's Career Statistics

Year	Club	W-L	ERA	G	GS	CG	SHO	SV	IP	H	R	ER	HR	HB	BB	SO	WP	BK	
2003	Brooklyn	4-1	2.15	12	9	0	0	1	46.0	27	12	11	0	1	18	42	4	2	
2004	St. Lucie	5-7	4.24	20	20	0	0	0	110.1	111	63	52	6	10	27	106	10	1	
	Binghamton	3-3	4.06	8	8	0	0	0	44.1	45	23	20	2	2	17	28	4	0	
2005	Binghamton	9-4	2.56	18	18	1	*1	0	109.0	91	36	31	11	6	27	94	2	1	
	Norfolk	4-1	3.18	8	8	0	0	0	45.1	48	19	16	0	1	13	48	4	0	
2006	NEW YORK	2-1	4.26	8	6	0	0	0	38.0	34	18	18	4	2	22	19	2	0	
	Norfolk @	3-3	3.86	6	6	1	0	0	30.1	34	15	13	4	0	5	24	1	0	
	St. Lucie @	1-0	1.50	2	2	0	0	0	12.0	10	4	2	0	1	4	9	0	0	
2007	Omaha	1-1	2.61	4	4	0	0	0	20.2	16	11	6	4	0	4	14	0	0	
	KANSAS CITY	12-9	3.87	27	27	1	0	0	165.0	156	76	71	15	6	44	77	4	0	
2008	KANSAS CITY	9-16	5.76	32	32	1	0	0	182.2	215	127	117	29	7	58	113	7	1	
Minor League Totals		30-20	3.27	78	75	2	1	1	418.0	382	183	152	27	21	115	365	25	3	
A.L. Totals		21-25	4.87	59	59	2	0	0	347.2	371	203	188	44	13	102	190	11	1	
N.L. Totals		2-1	4.26	8	6	0	0	0	38.0	34	18	18	4	2	22	19	2	0	
Major League Totals		23-26	4.81	67	65	2	0	0	385.2	405	221	206	48	15	124	209	13	1	
* - Led League			@ - Minor League injury rehab																

Bannister's Career Transactions

- 2003 Selected by the New York Mets in the 7th round of the June Free Agent Draft...signed by Steve Leavitt
- 2006 Placed on 15-day D.L. (strained right hamstring), April 27
- Transferred to 60-day D.L., May 30...reinstated on August 25
- Acquired by the Kansas City Royals from the New York Mets in exchange for RHP Ambiorix Burgos, December 6

Bannister's Career Fielding

POSITION	PCT.	G	PO	A	E	TC	DP
Pitcher	.975	67	25	53	2	80	4

Bannister's M.L. Batting Totals

	AVG.	AB	H	HR	RBI
M.L. Totals	.316	19	6	0	2



BRIAN BANNISTER (CONT.)

Bannister's 2008 and Career Breakdown

vs. American League	2008							Career						
	W-L	S	ERA	G	IP	H	ER	W-L	S	ERA	G	IP	H	ER
vs. Baltimore	1-0	0	0.00	1	8.0	2	0	1-0	0	0.00	1	8.0	2	0
Boston	0-2	0	9.64	2	9.1	18	10	0-3	0	8.22	3	15.1	23	14
Chicago	0-2	0	8.72	4	21.2	24	21	2-3	0	7.66	9	44.2	50	38
Cleveland	2-1	0	2.70	3	20.0	15	6	3-1	0	1.91	5	33.0	22	7
Detroit	2-1	0	1.71	3	21.0	14	4	4-2	0	2.09	6	38.2	37	9
Kansas City	-	-	-	-	-	-	-	-	-	-	-	-	-	-
Los Angeles	0-1	0	6.75	1	6.2	13	5	0-1	0	6.75	1	6.2	13	5
Minnesota	1-1	0	5.09	3	17.2	20	10	3-1	0	3.40	6	39.2	40	15
New York	1-1	0	16.39	3	9.1	23	17	1-2	0	15.07	4	14.1	30	24
Oakland	0-1	0	4.24	3	17.0	24	8	1-1	0	3.38	5	32.0	33	12
Seattle	-	-	-	-	-	-	-	0-3	0	4.79	3	20.2	19	11
Tampa Bay	0-2	0	6.97	2	10.1	15	8	1-2	0	4.42	3	18.1	17	9
Texas	0-2	0	7.02	3	16.2	19	13	1-2	0	4.94	4	23.2	23	13
Toronto	-	-	-	-	-	-	-	0-1	0	5.79	1	4.2	7	3
vs. National League	W-L	S	ERA	G	IP	H	ER	W-L	S	ERA	G	IP	H	ER
vs. Atlanta	-	-	-	-	-	-	-	0-0	0	0.00	1	1.0	0	0
Colorado	1-0	0	0.00	1	7.0	3	0	1-0	0	2.25	2	12.0	8	3
Florida	0-1	0	8.53	1	6.1	7	6	1-1	0	7.30	2	12.1	16	10
Los Angeles	-	-	-	-	-	-	-	0-0	0	15.00	1	3.0	6	5
Milwaukee	-	-	-	-	-	-	-	1-1	0	6.30	2	10.0	12	7
Philadelphia	-	-	-	-	-	-	-	0-1	0	6.00	1	6.0	6	4
St. Louis	1-1	0	6.94	2	11.2	18	9	2-1	0	4.34	3	18.2	25	9
San Diego	-	-	-	-	-	-	-	0-0	0	1.80	1	5.0	4	1
San Francisco	-	-	-	-	-	-	-	0-0	0	5.40	1	5.0	7	3
Washington	-	-	-	-	-	-	-	1-0	0	2.77	2	13.0	5	4
Monthly	W-L	S	ERA	G	IP	H	ER	W-L	S	ERA	G	IP	H	ER
March/April	3-3	0	4.04	6	35.2	30	16	5-4	0	3.74	13	74.2	61	31
May	1-3	0	6.05	5	31.1	41	21	1-5	0	5.33	9	54.0	67	32
June	3-1	0	4.71	6	36.1	40	19	8-2	0	3.69	12	75.2	73	31
July	0-2	0	7.20	5	25.0	35	20	2-4	0	5.02	9	52.0	55	29
August	0-5	0	7.76	5	26.2	31	23	4-7	0	4.93	12	73.0	78	40
September/October	2-2	0	5.86	5	27.2	38	18	3-4	0	6.87	12	56.1	71	43
Situational Pitching	W-L	S	ERA	G	IP	H	ER	W-L	S	ERA	G	IP	H	ER
Home	5-8	0	3.96	17	109.0	100	48	12-15	0	4.28	34	206.0	211	98
Road	4-8	0	8.43	15	73.2	115	69	11-11	0	5.41	33	179.2	194	108
Before ASG	7-8	0	5.24	19	115.0	123	67	14-13	0	4.40	37	223.0	220	109
After ASG	2-8	0	6.65	13	67.2	92	50	9-13	0	5.37	30	162.2	185	97
Starter	9-16	0	5.76	32	182.2	215	117	23-26	0	4.74	65	381.2	399	201
Reliever	-	-	-	-	-	-	-	0-0	0	11.25	2	4.0	6	5

Bannister's Career by Ballpark

Ballpark	W-L	S	ERA	G	IP	ER	Ballpark	W-L	S	ERA	G	IP	ER
Fenway Park	0-2	0	8.74	2	11.1	11	Turner Field	0-0	0	0.00	1	1.0	0
U.S. Cellular Field	1-1	0	8.31	4	17.1	16	Coors Field	0-0	0	5.40	1	5.0	3
Progressive Field	2-0	0	1.89	3	19.0	4	Dolphin Stadium	0-1	0	8.53	1	6.1	6
Comerica Park	3-0	0	0.45	3	20.0	1	Miller Park	0-1	0	10.80	1	5.0	6
Kauffman Stadium	11-14	0	4.11	30	186.0	85	Shea Stadium	1-1	0	5.85	4	20.0	13
Metrodome	1-1	0	5.30	3	18.2	11	Busch Stadium	1-0	0	2.57	1	7.0	2
Old Yankee Stadium	0-1	0	31.15	2	4.1	15	PETCO Park	0-0	0	1.80	1	5.0	1
Oakland Coliseum	1-1	0	3.96	4	25.0	11	AT&T Park	0-0	0	5.40	1	5.0	3
Safeco Field	0-1	0	4.05	1	6.2	3	RFK Stadium	1-0	0	1.29	1	7.0	1
Tropicana Field	1-1	0	4.85	2	13.0	7							
Rangers Ballpark	0-1	0	21.00	1	3.0	7							

Bannister's Single Game Bests

STRIKEOUTS (STARTER)

8	8/27/08 vs. TEX
7	6/23/07 @ MIL
	7/30/08 @ OAK
	8/12/08 @ CWS

STRIKEOUTS (RELIEVER)

1	9/10/06 vs. LAD
---	-----------------

INNINGS PITCHED (STARTER)

9.0	8/17/07 @ OAK (CG)
	4/13/08 vs. MIN (CG)
8.0 (sk)	6/1/07 @ TB
	9/2/07 @ MIN
	5/11/08 vs. BAL
	8/22/08 vs. DET

INNINGS PITCHED (RELIEVER)

3.0	9/10/06 vs. LAD
1.0	9/27/06 @ ATL

COMPLETE GAMES

8/17/07 @ OAK
4/13/08 vs. MIN

WINNING STREAKS

4	June 1-17, 2007
	Aug. 17-Sept. 2, 2007
3	July 22-Aug. 7, 2007
	April 2-13, 2008



47

HENRY BARRERA

RHP

HEIGHT: 6-0 **WEIGHT:** 196 **BATS/THROWS:** R/R
OPENING DAY AGE: 23 (Turns 24 on November 25)
BORN: November 25, 1985 (Montebello, CA) **RESIDES:** Rosemead, CA
M.L. SERVICE: 0 days (rookie) **SIGNED THRU:** 2009
ACQUIRED: Selected in the 5th round of the 2004 Draft

2008

- ▶ Posted the best season of his young professional career for Wilmington...struck out 78 in 57.2 innings over 42 relief appearances, 12.17 strikeouts per 9 innings.
- ▶ Recorded the most strikeouts in the Carolina League among relievers who did not make a start.
- ▶ Held right-handed hitters to a .199 average (28-for-141) with just 1 home run allowed.
- ▶ Was nearly unhittable at home, posting a 1.07 ERA in 22 appearances...struck out 43 in 33.2 innings.
- ▶ Added to the Royals 40-man roster on November 20, 2008.

Minor League Notes

- ▶ Finished 2nd in the Arizona League in 2005 with 6 saves, his first season as a professional.
- ▶ Selected by the Kansas City Royals in the 5th round of the 2004 June Free Agent Draft...signed by Luis Cordoba.

Miscellaneous Notes

- ▶ Full name is **Enrique Anthony Barrera**...he is engaged to Yolanda Ortiz and has a three-year old daughter, Alyssa.
- ▶ Graduated from Rosemead (Calif.) High in 2004.

Barrera's Career Statistics

Year	Club	W-L	ERA	G	GS	CG	SHO	SV	IP	H	R	ER	HR	HB	BB	SO	WP	BK
2005	Surprise Royals	1-1	4.73	19	0	0	0	6	26.2	33	15	14	1	4	9	23	3	1
2006	Surprise Royals	0-1	5.48	16	0	0	0	2	23.0	20	18	14	0	4	17	30	4	2
2007	Burlington (A)	2-2	4.35	30	0	0	0	4	51.2	53	28	25	4	6	15	53	5	0
2008	Wilmington	0-3	2.81	42	0	0	0	4	57.2	47	21	18	2	2	24	78	8	3
Minor League Totals		3-7	4.02	107	0	0	0	16	159.0	153	82	71	7	16	67	184	20	6

Barrera's Career Transactions

- 2004 Selected by the Kansas City Royals in the 5th round of the June Free Agent Draft...signed by Luis Cordoba



ROYALS

REVIEW

HISTORY

RECORDS

OPPONENTS

SCOUTING/PLAYER DEV.

MEDIA & MISC.

8

WILLIE BLOOMQUIST

HEIGHT: 5-11

WEIGHT: 195

BATS/THROWS: R/R

OPENING DAY AGE: 31 (Turns 32 on November 27)

BORN: November 27, 1977 (Bremerton, WA) RESIDES: Peoria, AZ

M.L. SERVICE: 6 years, 29 days

SIGNED THRU: 2010

ACQUIRED: Signed as a Major League free agent, January 9, 2009



2008

- ▶ Set a single-season career high with a .279 batting average in his final season with the Mariners.
- ▶ Made 40 starts at six different positions (2B-4, 3B-1, SS-11, LF-1, CF-16, RF-7)...was 1 of 10 Major Leaguers to play in at least one game at 6 different positions and 1 of 2 players to start at 6 different positions (also Chris Burke-Arizona).
- ▶ Since the 2006 season, he is the only player in the Majors to play at least 30 games at second base (42), shortstop (44), third base (38) and outfield (126).
- ▶ Was successful in 14 of 17 stolen base attempts (82.3%), including 12 of final 13.
- ▶ Hit .351 (26-for-74) vs. left-handed pitchers.
- ▶ Placed on the 15-day D.L. on August 10 for the remainder of the season with a strained right hamstring...transferred to the 60-day D.L. on September 2.
- ▶ Recorded his first extra-base hit of the year on July 10 at Oakland (double)...the double snapped a Mariners record of 65 consecutive games (min. 200 PA) without an extra-base hit...previous record was 44 games by Julio Cruz in 1980.
- ▶ Had a season-high 9-game hitting streak from June 15-25...hit .419 (13-for-31) during the streak.
- ▶ Recorded a walk-off single on July 1 vs. Toronto, his second career walk-off hit (also September 25, 2006 vs. Oakland).

Career Notes

- ▶ Played seven positions in 2007, starting at five...was 1 of 3 Major Leaguers to play every position except pitcher and catcher (Alfredo Amezaga-FLA and Andy Gonzalez-CWS).
- ▶ Hit an inside-the-park home run on June 15, 2007 at Houston.
- ▶ Was caught stealing on May 17, 2006, ending a streak of 19 consecutive stolen bases dating to May 1, 2005.
- ▶ Posted a career-high 5 hits on September 19, 2006 at Texas.
- ▶ Named the Mariners Unsung Hero by the Seattle chapter of the BBWAA in 2005.
- ▶ Tied a Seattle franchise record with 3 doubles on July 6, 2005 at Kansas City.
- ▶ Posted a career-high 12-game hitting streak from July 3-23, 2005 (.395, 17-for-43).
- ▶ Hit his first Major League home run, a grand slam, on July 13, 2003 vs. Tampa Bay off the Rays' Rob Bell... became just the second Mariner ever to hit a grand slam for their first big league blast (Orlando Mercado)...set a career high with 6 RBI in the game.
- ▶ After spending most of the 2002 season at Tacoma (AAA), where was named the team's MVP, was a September call-up by the Mariners and made his Major League debut on September 1 as a pinch runner vs. Kansas City.
- ▶ Doubled off Jarrod Washburn in his first at bat on September 22, 2002 vs. Los Angeles (AL) for his first Major League hit...went on to go 4-for-4 in the game with 2 RBI.
- ▶ Spent the entire 2001 season with San Antonio (AA) and finished third in the Texas League in stolen bases.
- ▶ Named to the California League mid-season All-Star Team in 2000 with Lancaster (A).

Miscellaneous Notes

- ▶ **William Paul Bloomquist**...resides in Peoria, Ariz., with his wife, Lisa, and daughters, Natalie Marie and Ava Lynn.
- ▶ Graduated from South Kitsap High in Port Orchard, Wash....was All-State and All-league MVP in baseball... was high school teammates with Phillies outfielder Jason Ellison.
- ▶ Drafted out of high school in the 8th round by the Mariners, but accepted a scholarship to Arizona State, where he majored in business management...honored as Pac-10 Player of the Year in 1999 and named first-team All-American by Baseball America, Collegiate Baseball/Louisville Slugger, and ABCA All-West District...was also a GTE/CoSIDA Academic All-American...collected 5 hits in a 1998 College World Series game vs. Long Beach State to tie a CWS record.



Bloomquist's Career Statistics

Year	Club	AVG	G	AB	R	H	2B	3B	HR	RBI	SH	SF	HP	BB	SO	SB	CS	E
1999	Everett	.287	42	178	35	51	10	3	2	27	0	1	1	22	25	17	5	7
2000	Lancaster	.379	64	256	63	97	19	6	2	51	1	1	0	37	27	22	12	12
	Tacoma	.225	51	191	17	43	5	1	1	23	4	3	0	7	28	5	0	3
2001	San Antonio	.255	123	491	59	125	23	2	0	28	7	4	1	28	55	34	9	24
2002	Tacoma	.270	104	337	47	91	14	3	6	47	9	3	3	29	44	20	10	12
	SEATTLE	.455	12	33	11	15	4	0	0	7	0	0	0	5	2	3	1	0
2003	SEATTLE	.250	89	196	30	49	7	2	1	14	2	2	1	19	39	4	1	4
2004	SEATTLE	.245	93	188	27	46	10	0	2	18	3	0	0	10	48	13	2	10
	Tacoma@	.417	3	12	2	5	0	0	1	3	0	0	0	2	1	0	0	0
2005	SEATTLE	.257	82	249	27	64	15	2	0	22	4	2	1	11	38	14	1	6
2006	SEATTLE	.247	102	251	36	62	6	2	1	15	2	2	4	24	40	16	3	2
2007	SEATTLE	.277	91	173	28	48	3	0	2	13	4	0	1	10	35	7	5	5
2008	SEATTLE	.279	71	165	32	46	1	0	0	9	1	0	1	25	29	14	3	3
Minor League Totals		.281	387	1465	223	412	71	15	12	179	21	12	5	123	181	99	36	58
Major League Totals		.263	540	1255	191	330	46	6	6	98	16	6	8	104	231	71	16	30

@ - rehab appearance

Career Grand Slams (1):	TEAM	DATE	OPPONENT	PITCHER
	SEATTLE	July 13, 2003	vs. Tampa Bay	R. Bell

Bloomquist's Career Transactions

- 1999 Selected by the Seattle Mariners in the 3rd round of the June Free Agent Draft...signed by Rodney Davis
 2004 Placed on 15-day D.L. (strained lower back), May 4...reinstated on May 21
 2005 Placed on 15-day D.L. (strained left hamstring), August 30...transferred to 60-day D.L., September 30
 2009 Signed by the Kansas City Royals as a Major League free agent, January 9

Bloomquist's Career Fielding

POSITION	PCT.	G	PO	A	E	TC	DP
Outfield	.985	168	260	4	4	268	1
Shortstop	.974	111	134	207	9	350	35
3rd Base	.964	107	62	128	7	197	15
2nd Base	.974	86	117	178	8	303	45
1st Base	.980	31	87	11	2	100	11

Bloomquist's Single Game Bests

HITS		RBI		HITTING STREAKS	
5	9/19/06 @ TEX	6	7/13/03 vs. TB	12	July 3-23, 2005
4 (3x)	9/22/02 vs. ANA	3 (3x)	9/29/02 @ ANA		
	7/30/03 vs. DET		8/22/04 @ DET		
	9/3/06 @ TB		9/27/04 @ OAK		





WILLIE BLOOMQUIST (CONT.)

Bloomquist's 2008 and Career Breakdown

vs. American League	2008					Career				
	AVG	AB	H	HR	RBI	AVG	AB	H	HR	RBI
Baltimore	.176	17	3	0	1	.318	66	21	0	7
Boston	.231	13	3	0	0	.269	67	18	1	9
Chicago	.000	3	0	0	0	.311	74	23	0	4
Cleveland	.308	13	4	0	1	.227	97	22	0	5
Detroit	.300	10	3	0	0	.337	95	32	1	6
Kansas City	.667	6	4	0	1	.221	77	17	0	9
Los Angeles	.143	7	1	0	0	.296	115	34	0	9
Minnesota	.200	5	1	0	0	.276	76	21	0	7
New York	.000	2	0	0	0	.111	45	5	0	3
Oakland	.235	17	4	0	1	.241	158	38	2	11
Tampa Bay	.200	5	1	0	0	.294	68	20	1	7
Texas	.417	12	5	0	1	.264	129	34	0	7
Toronto	.222	18	4	0	1	.197	66	13	0	5
vs. National League	AVG	AB	H	HR	RBI	AVG	AB	H	HR	RBI
vs. Atlanta	.500	8	4	0	1	.500	8	4	0	1
Chicago	-	-	-	-	-	.111	9	1	0	1
Cincinnati	-	-	-	-	-	.333	6	2	0	2
Colorado	-	-	-	-	-	.000	1	0	0	0
Florida	.625	8	5	0	1	.625	8	5	0	1
Houston	-	-	-	-	-	.400	5	2	1	1
Los Angeles	-	-	-	-	-	.250	4	1	0	0
Milwaukee	-	-	-	-	-	.000	3	0	0	0
New York	.273	11	3	0	1	.304	23	7	0	1
Philadelphia	-	-	-	-	-	.000	3	0	0	0
Pittsburgh	-	-	-	-	-	.500	2	1	0	0
St. Louis	-	-	-	-	-	.000	3	0	0	0
San Diego	.000	6	0	0	0	.138	29	4	0	0
San Francisco	-	-	-	-	-	.286	7	2	0	1
Washington	.250	4	1	0	0	.273	11	3	0	1
Monthly	AVG	AB	H	HR	RBI	AVG	AB	H	HR	RBI
March/April	.167	24	4	0	2	.232	138	32	0	14
May	.154	13	2	0	0	.214	159	34	0	6
June	.319	47	15	0	3	.286	185	53	2	15
July	.323	65	21	0	3	.281	324	91	1	24
August	.250	16	4	0	1	.243	288	70	2	24
September/October	-	-	-	-	-	.311	161	50	1	15
Situational Hitting	AVG	AB	H	HR	RBI	AVG	AB	H	HR	RBI
Home	.282	85	24	0	5	.259	645	167	2	57
Road	.275	80	22	0	4	.267	610	163	4	41
Day	.290	62	18	0	2	.263	448	118	2	33
Night	.272	103	28	0	7	.263	807	212	4	65
Natural Grass	.291	151	44	0	9	.261	1155	302	6	92
Artificial Turf	.143	14	2	0	0	.280	100	28	0	6
Before ASG	.270	111	30	0	6	.261	598	156	3	47
After ASG	.296	54	16	0	3	.265	657	174	3	51
vs. LHP	.351	74	26	0	3	.278	486	135	5	35
vs. RHP	.220	91	20	0	6	.254	769	195	1	63
with RISP	.316	38	12	0	9	.264	296	78	3	90
Bases Loaded	.000	2	0	0	2	.103	29	3	1	14
Pinch Hitter	.250	16	4	0	1	.243	37	9	0	2
Designated Hitter	.000	4	0	0	0	.143	7	1	0	0

Bloomquist's Career by Ballpark

Ballpark	AVG	AB	H	HR	RBI	Ballpark	AVG	AB	H	HR	RBI
Camden Yards	.421	19	8	0	4	Turner Field	.500	8	4	0	1
Fenway Park	.118	17	2	0	0	Wrigley Field	.111	9	1	0	1
U.S. Cellular Field	.333	42	14	0	1	Minute Maid Park	.400	5	2	1	1
Progressive Field	.250	28	7	0	1	Dodger Stadium	.250	4	1	0	0
Comerica Park	.317	41	13	1	4	Miller Park	.000	3	0	0	0
Kauffman Stadium	.229	48	11	0	3	Shea Stadium	.375	16	6	0	1
Angel Stadium	.288	73	21	0	5	Veterans Stadium	.000	2	0	0	0
Metrodome	.340	47	16	0	5	PNC Park	.500	2	1	0	0
Old Yankee Stadium	.130	23	3	0	1	Busch Stadium II	.000	3	0	0	0
Oakland Coliseum	.221	86	19	2	9	Qualcom Stadium	.000	3	0	0	0
Safeco Field	.259	645	167	2	57	PETCO Park	.214	14	3	0	0
Tropicana Field	.375	24	9	0	0	RFK Stadium	.500	4	2	0	0
Rangers Ballpark	.274	62	17	0	3						
Rogers Centre	.111	27	3	0	1						



14

JOHN BUCK

C

HEIGHT: 6-3

WEIGHT: 230

BATS/THROWS: R/R

OPENING DAY AGE: 28 (Turns 29 on July 7)

BORN: July 7, 1980 (Kemmeyer, WY)

RESIDES: Salt Lake City, UT

ALL SERVICE: 4 years, 101 days

SIGNED THRU: 2009

ACQUIRED: Trade with the Houston Astros, June 24, 2004

2008

- ▶ Made his fourth career Opening Day roster as the Royals starting catcher...saw a severe drop off in power numbers, hitting 9 home runs after recording a career-best 18 in 2007...appeared in 109 games, his lowest total since his rookie season of 2004.
- ▶ Set career highs in runs scored (48), doubles (23) and walks (38).
- ▶ Saved his best hitting in the clutch, collecting a .274 (29-for-106) average with runners in scoring position.
- ▶ Threw out just seven of 65 attempted baserunners, for a caught-stealing pct. of 10.8.
- ▶ Posted his best month in May, hitting .300 (18-for-60) with 6 doubles in 17 games...hit 5 home runs and drove in 14 in July, posting a .524 slugging pct.
- ▶ The Royals won 10 straight of his starts from June 12-27.
- ▶ Missed the May 16-18 trip to Florida to remain in Kansas City for the early birth of his twin boys, Brody and Cooper...was placed on bereavement leave and reinstated on May 19 in Boston.
- ▶ He celebrated his 28th birthday in style July 7 at Tampa Bay, hitting the game-winning 3-run home run in the 10th inning in a 7-4 Royals win.

2007

- ▶ Posted best power season of his career, blasting 18 home runs in 347 at bats.
- ▶ Set career highs in home runs (18), on-base pct. (.308) and slugging pct. (.429)...fell 2 homers shy of tying the Royals record for homers by a catcher (20 by Darrell Porter in 1979 and Mike Macfarlane in 1993).
- ▶ 13 of his 18 home runs were solo shots and 10 of the 18 came with no outs...6 of his 18 bombs gave the Royals the lead and one tied a game.
- ▶ His 18 home runs tied for fifth in the Majors among catchers.
- ▶ Hit 10 home runs through his first 40 games, the fastest Royal catcher to reach double-digit home runs (Macfarlane, 10 in 42 games in 1993).
- ▶ Hit a 2-run home run in the ninth inning on May 14 in Oakland to give the Royals a 2-1 win.
- ▶ Posted his 3rd career multi-homer game on June 4 at Tampa Bay.
- ▶ Recorded his 4th career multi-homer game and 2nd of the season on June 16 vs. Florida.
- ▶ Smashed his career-best 13th home run in his 48th game of the season on June 18 at St. Louis.
- ▶ Hit his 50th career home run on July 6 against Tampa's Gary Glover.
- ▶ Set a Royals record for home runs by a catcher at the All-Star break, with 15.
- ▶ Hit 16 home runs through his first 63 games, but just 2 in his final 50 games of the season.

2006

- ▶ Ranked ninth among American League hitters with his .366 average in Interleague play...was 1 of 3 Royals to rank among the top 10 in A.L. hitters against National League opponents (David DeJesus, 3rd, .436 and Emil Brown, 8th, .407).
- ▶ Recorded his second career 2-home run game on September 23 vs. Detroit.

2005

- ▶ Made the Opening Day roster for the first time in his career.
- ▶ Caught 117 games behind the plate, ninth-most in club history, the most since Bob Boone caught 129 games in 1989.
- ▶ Recorded the finest defensive season by any catcher in club history, setting a club record with a .996 fielding percentage, committing just 3 errors in 699 total chances and edging out Brent Mayne's .995 percentage in 1995 (3 errors in 583 chances)...his 699 total chances were seventh-most by a catcher in club history.
- ▶ Tied his career high with 4 hits at Minnesota on April 21...went 4-for-5 with a solo homer and broke a 0-for-24 slump to begin his career vs. the Twins...previously recorded 4 hits on September 13, 2004 vs. New York.

ROVALS

REVIEW

HISTORY

RECORDS

OPPONENTS

SCOUTING/PLAYER DEV.

MEDIA & MISC.



2004

- ▶ Was acquired from the Houston Astros on June 24 with RHP Octavio Dotel and cash considerations in exchange for OF Carlos Beltran...Dotel and the cash were then traded to the Oakland Athletics for RHP Mike Wood and infielder/outfielder Mark Teahen.
- ▶ Made his Major League debut on June 25 vs. St. Louis.
- ▶ Recorded his first Major League hit off Baltimore's Sidney Ponson on June 29 in the 3rd inning...also hit his first Major League home run off Ponson on July 19.
- ▶ Hit his first Major League grand slam on August 13 at Oakland off Jairo Garcia (Santiago Casilla).
- ▶ Had a career high 4 hits and 5 RBI vs. New York on September 13.
- ▶ Named to the Pacific Coast League All-Star team, but did not appear due to trade to KC.

Minor League Notes

- ▶ In 2003 was listed as the No. 3 prospect in the Astros organization by Baseball America.
- ▶ Named by Pacific Coast League managers in Baseball America as the best defensive catcher in the league.
- ▶ Named to the 2003 Pacific Coast League All-Star team, but did not play due to injury.
- ▶ Played in the 2002 MLB Futures All-Star Game as part of All-Star Week at Miller Park in Milwaukee...named to the Double A, Texas League mid-season, and Texas League postseason All-Star teams.
- ▶ Spent the 2001 season at Class A Lexington and was named a South Atlantic League All-Star.
- ▶ Went 2-for-4 with a 3-run home run and 4 RBI in Game 2 of the SAL Championship Series to help Lexington to a 9-4 victory and the SAL title.
- ▶ Named to the 1999 New York-Penn League All-Star team for Class A Auburn.

Miscellaneous Notes

- ▶ **Johnathan Richard Buck** and his wife, Brooke, had twin boys, Brody and Cooper, in May 2008, and make their offseason home in Salt Lake City, Utah.
- ▶ John attended Taylorsville (Utah) High School...his high school team claimed the state championship...was a teammate of current Tigers pitcher Brandon Lyon while at Taylorsville.
- ▶ Participated in the 2005, 2006, 2007 and 2008 Royals Caravan...also participated in the 2008 and 2009 Royals FanFest...hosted the 2005 Baseball ActivityCAMP for kids ages 6-18 with physical or developmental disabilities in KC...also participated in various youth baseball camps.
- ▶ He and Brooke were named ambassadors for the 2008 Blue Jean Ball, which raised money for the March of Dimes... Buck and teammates David DeJesus and Alex Gordon donated \$15,000, which was matched by Royals Charities.
- ▶ Has been nominated in 2007 and 2008 by his peers as the Royals representative for the Marvin Miller Man of the Year Award, which is presented annually to an MLB player who demonstrates both exceptional on-field performance and community service.

ROYALS RECORD ON HOLIDAYS

HOLIDAY	WINS	LOSSES	DID NOT PLAY	DOUBLEHEADERS
Easter	9	12	21	1-3 record (0-1-1)
Memorial Day	20	16	7	2-4 record (1-2-0)
Fourth of July	23	16	2	2-0 record (1-0-0)
Labor Day	17	21	6	5-3 record (1-0-3)
Totals	69	65		10-10 record (3-3-4)

OPPONENTS	WINS	LOSSES	OPPONENTS	WINS	LOSSES
Orioles	3	2	Athletics	4	6
Red Sox	4	5	Mariners	4	8
White Sox	7	8	Rays	0	2
Indians	4	4	Senators/Rangers	6	4
Tigers	7	7	Blue Jays	8	4
Angels	8	1	Pilots/Brewers	5	3
Twins	6	4	Reds	1	0
Yankees	2	6	Padres	0	1
			Totals	69	65

* - Please contact the Royals Media Relations office for more detailed information



Buck's Career Statistics

Year	Club	AVG	G	AB	R	H	2B	3B	HR	RBI	SH	SF	HP	BB	SO	SB	CS	E
1998	Gulf Coast Astros	.286	36	126	24	36	9	0	3	15	1	0	2	13	22	2	2	4
1999	Auburn	.245	63	233	36	57	17	0	3	29	1	2	5	25	48	7	1	16
	Michigan	.100	4	10	1	1	1	0	0	0	0	0	0	2	3	0	0	0
2000	Michigan	.282	109	390	57	110	33	0	10	71	0	5	5	55	81	2	4	15
2001	Lexington	.275	122	443	72	122	24	1	22	73	2	4	12	37	84	4	9	6
2002	Round Rock	.263	120	448	48	118	29	3	12	89	0	9	6	31	93	2	3	8
2003	New Orleans	.255	78	274	32	70	18	2	2	39	1	0	4	14	53	1	0	3
2004	New Orleans	.300	65	227	31	68	11	0	12	35	1	1	4	21	39	0	1	11
	KANSAS CITY	.235	71	238	36	56	9	0	12	30	4	1	0	15	79	1	1	3
2005	KANSAS CITY	.242	118	401	40	97	21	1	12	47	1	2	3	23	94	2	2	3
2006	KANSAS CITY	.245	114	371	37	91	21	1	11	50	4	1	7	26	84	0	2	6
2007	KANSAS CITY	.222	113	347	41	77	18	0	18	48	0	6	10	36	92	0	1	8
2008	KANSAS CITY	.224	109	370	48	83	23	1	9	48	0	4	6	38	96	0	3	8
	Minor League Totals	.271	597	2151	301	582	142	6	64	351	6	21	38	198	423	18	20	63
	Major League Totals	.234	525	1727	202	404	92	3	62	223	9	14	26	138	445	3	9	28

Career Grand Slams (1):	TEAM	DATE	OPPONENT	PITCHER
	KANSAS CITY	Aug. 13, 2004	at Oakland	S. Casilla

Buck's Career Transactions

- 1998 Selected by the Houston Astros in the 7th round of the June Free Agent Draft...signed by David Deusch
 2004 Acquired by the Kansas City Royals along with RHP Octavio Dotel and cash considerations from the Houston Astros in exchange for OF Carlos Beltran, June 24

Buck's Career Fielding

POSITION	PCT.	G	PO	A	E	TC	DP
Catcher	.991	516	3079	160	28	3267	28

Buck's Single Game Bests

HITS		HOME RUNS		RBI	
4 (2x)	9/13/04 vs. NYY 4/21/05 @ MIN	2 (4x)	9/24/04 @ CWS 9/23/06 vs. DET 6/4/07 @ TB 6/16/07 vs. FLA	5	9/13/04 vs. NYY
3 (12x)	8/4/04 vs. CWS 9/11/04 vs. TB 9/24/04 @ CWS 6/11/05 @ ARI 9/10/05 @ DET 9/19/05 vs. DET 5/9/06 vs. CLE 6/23/06 vs. MIL 7/29/06 @ TEX 7/28/07 vs. TEX 8/8/07 vs. MIN 9/2/07 @ MIN			4 (2x)	8/13/04 @ OAK 5/9/06 vs. CLE
				3 (9x)	8/1/04 vs. CLE 8/4/04 vs. CWS 7/29/06 @ TEX 9/23/06 vs. DET 8/16/07 @ TEX 6/14/08 @ ARI 7/7/08 @ TB 7/19/08 @ CWS 7/29/08 @ OAK



photo by Al Messerschmidt/Getty Images



JOHN BUCK (CONT.)

Buck's 2008 and Career Breakdown

	2008					Career				
	AVG	AB	H	HR	RBI	AVG	AB	H	HR	RBI
vs. American League										
vs. Baltimore	.278	18	5	0	2	.313	80	25	1	7
Boston	.053	19	1	0	2	.194	72	14	1	7
Chicago	.184	38	7	2	6	.217	212	46	10	27
Cleveland	.270	37	10	0	3	.266	188	50	7	26
Detroit	.208	48	10	0	5	.260	204	53	5	17
Kansas City	-	-	-	-	-	-	-	-	-	-
Los Angeles	.444	9	4	0	1	.152	79	12	3	5
Minnesota	.139	36	5	0	2	.228	184	42	4	30
New York	.182	33	6	1	3	.157	108	17	2	11
Oakland	.167	18	3	1	5	.175	80	14	5	17
Seattle	.364	22	8	1	3	.232	99	23	4	10
Tampa Bay	.263	19	5	2	6	.269	78	21	6	18
Texas	.227	22	5	1	4	.276	98	27	2	18
Toronto	.357	14	5	0	2	.243	70	17	2	10
vs. National League										
vs. Arizona	.375	8	3	1	3	.500	16	8	2	5
Cincinnati	-	-	-	-	-	.375	8	3	2	2
Colorado	.375	8	3	0	0	.238	21	5	0	0
Florida	-	-	-	-	-	.286	7	2	2	2
Houston	-	-	-	-	-	.313	16	5	1	2
Los Angeles	-	-	-	-	-	.000	6	0	0	0
Milwaukee	-	-	-	-	-	.231	13	3	0	0
Philadelphia	-	-	-	-	-	.250	8	2	0	0
Pittsburgh	-	-	-	-	-	.750	4	3	1	3
St. Louis	.154	13	2	0	1	.148	54	8	2	6
San Diego	-	-	-	-	-	.167	6	1	0	0
San Francisco	.125	8	1	0	0	.188	16	3	0	0
Monthly										
March/April	.221	68	15	2	11	.231	225	52	7	25
May	.300	60	18	0	5	.254	260	66	9	36
June	.235	68	16	1	7	.244	262	64	14	32
July	.238	63	15	5	14	.213	329	70	9	46
August	.116	69	8	0	5	.193	337	65	9	38
September/October	.262	42	11	1	6	.277	314	87	14	46
Situational Hitting										
Home	.227	181	41	4	21	.234	866	203	25	114
Road	.222	189	42	5	27	.233	861	201	37	109
Day	.208	120	25	1	10	.220	454	100	14	41
Night	.232	250	58	8	38	.239	1273	304	48	182
Natural Grass	.217	336	73	8	43	.230	1576	363	55	199
Artificial Turf	.294	34	10	1	5	.272	151	41	7	24
Before ASG	.251	227	57	5	28	.239	878	210	34	112
After ASG	.182	143	26	4	20	.229	849	194	28	111
vs. LHP	.236	110	26	3	16	.247	486	120	19	62
vs. RHP	.219	260	57	6	32	.229	1241	284	43	161
with RISP	.274	106	29	4	41	.240	462	111	14	159
Bases Loaded	.000	5	0	0	2	.220	41	9	1	28
Pinch Hitter	.000	2	0	0	0	.200	10	2	0	0
Designated Hitter	-	-	-	-	-	.273	11	3	1	2

Buck's Career by Ballpark

Ballpark	AVG	AB	H	HR	RBI	Ballpark	AVG	AB	H	HR	RBI
Camden Yards	.316	38	12	0	2	Chase Field	.500	16	8	2	5
Fenway Park	.206	34	7	0	5	Great American	.375	8	3	2	2
U.S. Cellular Field	.198	106	21	7	12	Coors Field	.154	13	2	0	0
Progressive Field	.232	95	22	3	9	Minute Maid Park	.500	8	4	1	2
Comerica Park	.246	118	29	3	9	Miller Park	.000	7	0	0	0
Kauffman Stadium	.234	866	203	25	114	Busch Stadium	.125	24	3	1	3
Angel Stadium	.256	39	10	3	3	PETCO Park	.167	6	1	0	0
Metrodome	.278	79	22	3	13	AT&T Park	.250	8	2	0	0
Old Yankee Stadium	.132	53	7	0	2						
Oakland Coliseum	.182	55	10	4	14						
Safeco Field	.179	39	7	2	5						
Tropicana Field	.250	40	10	3	8						
Rangers Ballpark	.279	43	12	2	12						
Rogers Centre	.281	32	9	1	3						



16 BILLY BUTLER

1B/DH

HEIGHT: 6-2 **WEIGHT:** 240 **BATS/THROWS:** R/R
OPENING DAY AGE: 22 (Turns 23 on April 18)
BORN: April 18, 1986 (Orange Park, FL) **RESIDES:** Idaho Falls, ID
M.L. SERVICE: 1 year, 102 days **SIGNED THRU:** 2009
ACQUIRED: Selected in the 1st round (14th overall) of the 2004 Draft

2008

- ▶ Made his first career Opening Day roster.
- ▶ Hit .327 (63-for-194) with 51 RBI with runners in scoring position.
- ▶ Feasted on left-handed pitchers, hitting .340 (49-for-144) with 8 home runs...hit .244 (73-for-299) with 3 home runs against right-handers...his .590 slugging pct. against lefties was the second-best among all A.L. hitters with at least 140 at bats against southpaws while his .340 average was third.
- ▶ Hit .305 (64-for-210) with a team-leading 9 home runs and 36 RBI in 57 games following the All-Star break...hit .249 (58-for-233) with 2 homers and 19 RBI in 67 games prior to the break.
- ▶ Had a career-high 13-game hitting streak to begin the season from March 31-April 14...hit .375 (18-for-48) with 4 doubles.
- ▶ Reached base safely via a hit or walk in his first 21 games of the season (25 H, 8 BB).
- ▶ Optioned to Omaha on May 29...was recalled from Omaha on June 28.
- ▶ Homered on July 3 in Baltimore, his first long ball since April 14 in Seattle, a span of 43 games and 150 at bats.
- ▶ Recorded 20 RBI over his first 17 games following the All-Star break.
- ▶ Homered in consecutive games for the first time on July 18-19 in Chicago.
- ▶ Hit .475 (19-for-40) with 6 doubles, 3 homers, 11 RBI and 11 runs scored during a 10-game streak from August 24-September 4...had 7 multi-hit games during the streak including a pair of 3-hit games.
- ▶ Posted his first career 2-homer game, while driving in 4 runs August 30 in Detroit.
- ▶ Drove in 11 runs over a 5-game span from August 30-September 4.
- ▶ Went through a 1-for-24 slump from September 9-19 before hitting .571 (8-for-14) with a homer in the final week.

2007

- ▶ His .292 average was the fifth-best all-time among Royals rookies with at least 300 at bats.
- ▶ Hit .340 (33-for-97) against lefties with a .404 OBP and .577 SLG vs. a .272 (63-for-232) average against righties with a .323 OBP and .392 SLG.
- ▶ Drove in 19 of his 52 runs in the first inning.
- ▶ Hit .381 (16-for-42) in close and late situations (7th inning or later with the batting team either ahead by one run, tied or with the potential tying run at least on deck).
- ▶ Opened the season at Omaha (AAA)...had his contract purchased on May 1...became the 12th-youngest player and seventh-youngest position player to make his MLB debut for the Royals at 21 years and 13 days.
- ▶ Made his Major League debut May 1, starting in left field...singled in his first at bat against the Angels' Bartolo Colon for his first Major League hit.
- ▶ Hit .243 (9-for-37) with 4 RBI in 10 games during his first stint with KC...optioned to Omaha on May 16.
- ▶ Recalled on June 19 and remained with the Royals the rest of the season.
- ▶ Hit .298 (87-for-292) with 21 doubles, 2 triples, 8 home runs and 48 RBI in 82 games after his second call up.
- ▶ From June 20 on, led the Royals in hits (87), RBI (48), on-base pct. (.358) and slugging pct. (.466).
- ▶ Hit his first Major League home run off the Angels' Ervin Santana on June 26 at Los Angeles.
- ▶ Went 3-for-5 on July 3 vs. Seattle, recording a 3-run homer in the 1st and a 3-run double in the 2nd, scoring 4 runs...the 6 RBI were the most by a Royal since Matt Stairs had 6 on July 14, 2005...he was the youngest Major League player to have a 6-RBI game since Alex Rodriguez on May 17, 1996 at Baltimore as a member of the Mariners.
- ▶ Had a spectacular July, hitting .341 (31-for-91) with 3 homers and 24 RBI...was named the July A.L. Rookie of the Month and also the Royals Player of the Month...finished tied for ninth in baseball in RBI for the month.
- ▶ Recorded a 10-game hitting streak from September 12-23, hitting .333 (12-for-36) over that span.

Minor League Notes

- ▶ Had a sensational season in 2006 at Double-A Wichita as a 20-year old...won the Texas League batting title with a .331 average...selected to the mid-season and postseason Texas League All-Star teams.
- ▶ Was selected the MVP of the 8th annual XM Satellite Radio All-Star Futures Game in Pittsburgh on July 9...went 2-for-3 with a 2-run home run as the USA team beat the World squad, 8-5.

ROYALS

REVIEW

HISTORY

RECORDS

OPPONENTS

SCOUTING/PLAYER DEV.

MEDIA & MISC.



BILLY BUTLER (CONT.)

- ▶ Hit .313 while helping Team USA qualify for the 2008 Olympics in September, 2006 in Cuba.
- ▶ Appeared on Team USA in the Olympic qualifying tournament in November, 2005...rated as the second-best prospect in the Royals system by Baseball America entering the 2006 season...also named as the best power hitter.
- ▶ Named 2005 Co-High Desert Player of the Year (Chris Lubanski)...named to the 2005 mid-season and postseason California League All-Star team and 2005 Cal League Rookie of the Year.
- ▶ Named the Royals top prospect by Baseball America entering the 2005 season...named as DH on Baseball America's Minor League All-Star Team.
- ▶ Named the Idaho Falls Player of the Year by the Royals organization...named the player with the best raw power from the 2004 draft by Baseball America...also had the second-best pro debut in the minors according to Baseball America...named to the 2004 Topps Class A-Short Season/Rookie League All-Star team.
- ▶ Led Northwest League hitting .373 in 2004...also finished first in runs (74), RBI (68) and tied for first in doubles (22).
- ▶ Selected by the Kansas City Royals in the first round (14th overall) of the 2004 June Free Agent Draft...signed by Cliff Pastornicky.

Miscellaneous Notes

- ▶ **Billy Ray Butler** resides in Idaho Falls, Idaho, with his wife, Katie...the couple had their first child, Kenley, on December 10, 2008.
- ▶ Graduated from Wolfson (Jacksonville, Fla.) High...participated in the 2008 and 2009 Royals Caravan as well as the 2008 and 2009 FanFest.
- ▶ He and RHP Eric Hurley (30th overall to Rangers) became just the fifth high school teammates to both be first-rounders in the same draft...named Florida Times Union Player of the Year...member of Team Florida USA team.

Butler's Career Statistics

Year	Club	AVG	G	AB	R	H	2B	3B	HR	RBI	SH	SF	HP	BB	SO	SB	CS	E	
2004	Idaho Falls	*.373	*74	260	*74	97	+22	3	10	*68	0	3	4	57	63	5	0	12	
2005	High Desert	.348	92	379	70	132	30	2	25	91	0	3	6	42	80	0	0	21	
	Wichita	.313	29	112	14	35	9	0	5	19	0	0	0	7	18	0	0	3	
2006	Wichita	*.331	119	477	82	158	33	1	15	96	1	8	8	41	67	1	0	7	
2007	Omaha	.291	57	203	40	59	10	1	13	46	1	6	3	43	32	1	0	7	
	KANSAS CITY	.292	92	329	38	96	23	2	8	52	0	2	2	27	55	0	0	3	
2008	KANSAS CITY	.275	124	443	44	122	22	0	11	55	0	2	0	33	57	0	1	2	
	Omaha	.337	26	101	18	34	6	1	5	13	0	0	0	14	7	0	0	0	
Minor League Totals		.336	397	1532	298	515	110	8	73	333	2	20	21	204	267	7	0	50	
Major League Totals		.282	216	772	82	218	45	2	19	107	0	4	2	60	112	0	1	5	
* - Led League		± - Tied for League Lead																	

Butler's Career Transactions

2004 Selected by the Kansas City Royals in the 1st round (14th overall) of the June draft...signed by Cliff Pastornicky

Butler's Career Fielding

POSITION	PCT.	G	PO	A	E	TC	DP
1st Base	.988	47	312	17	4	333	33
Outfield	.800	6	4	0	1	5	0

Butler's Single Game Bests

HITS	
4	7/20/07 @ DET
3 (13x)	5/4/07 vs. DET
	7/3/07 vs. SEA
	7/14/07 @ CLE
	8/31/07 @ MIN
	9/30/07 vs. CLE
	4/6/08 @ MIN
	6/30/08 @ BAL
	8/2/08 vs. CWS
	8/3/08 vs. CWS
	8/6/08 vs. BOS
	8/30/08 @ DET
	9/2/08 vs. OAK
	9/26/08 @ MIN

HOME RUNS	
2	8/30/08 @ DET

RBI	
6	7/3/07 vs. SEA
4 (5x)	7/20/07 @ DET
	7/18/08 @ CWS
	7/27/08 vs. TB
	8/30/08 @ DET
	9/2/08 vs. OAK
3 (8x)	7/27/07 vs. TEX
	8/22/07 @ CWS
	7/19/08 @ CWS

HITTING STREAKS	
13	March 31-April 14, 2008
10 (2x)	Sept. 12-23, 2007
	Aug. 24-Sept. 4, 2008



Butler's 2008 and Career Breakdown

	2008					Career				
	AVG	AB	H	HR	RBI	AVG	AB	H	HR	RBI
vs. American League										
vs. Baltimore	.400	25	10	1	3	.345	29	10	1	3
Boston	.190	21	4	0	1	.226	31	7	0	5
Chicago	.309	55	17	3	12	.257	101	26	5	20
Cleveland	.174	46	8	0	3	.265	83	22	0	6
Detroit	.311	61	19	2	11	.343	108	37	4	22
Los Angeles	.211	19	4	0	2	.250	44	11	1	4
Minnesota	.328	58	19	1	4	.298	94	28	1	7
New York	.333	18	6	0	2	.250	52	13	0	4
Oakland	.324	34	11	1	8	.286	56	16	1	11
Seattle	.048	21	1	1	2	.133	30	4	2	8
Tampa Bay	.231	26	6	2	5	.270	37	10	3	7
Texas	.435	23	10	0	0	.400	55	22	1	6
Toronto	.160	25	4	0	1	.211	38	8	0	3
vs. National League										
vs. Florida	.300	10	3	0	1	.300	10	3	0	1
Milwaukee	-	-	-	-	-	.500	2	1	0	0
St. Louis	.000	1	0	0	0	.000	2	0	0	0
Monthly										
March/April	.290	100	29	1	11	.290	100	29	1	11
May	.233	86	20	0	7	.236	123	29	0	11
June	.500	6	3	0	0	.310	29	9	1	2
July	.221	86	19	5	15	.282	177	50	8	39
August	.330	103	34	3	13	.308	198	61	5	26
September/October	.274	62	17	2	9	.276	145	40	4	18
Situational Hitting										
Home	.271	218	59	4	30	.272	390	106	9	55
Road	.280	225	63	7	25	.293	382	112	10	52
Day	.288	139	40	2	17	.302	222	67	4	26
Night	.270	304	82	9	38	.275	550	151	15	81
Natural Grass	.278	385	107	10	52	.283	695	197	18	103
Artificial Turf	.259	58	15	1	3	.273	77	21	1	4
Before ASG	.249	233	58	2	19	.259	317	82	5	33
After ASG	.305	210	64	9	36	.299	455	136	14	74
vs. LHP	.340	144	49	8	27	.340	241	82	12	48
vs. RHP	.244	299	73	3	28	.256	531	136	7	59
with RISP	.327	101	33	5	45	.316	190	60	7	88
Bases Loaded	.250	8	2	0	5	.429	14	6	0	12
Pinch Hitter	.429	7	3	0	0	.357	14	5	0	0
Designated Hitter	.267	318	85	9	41	.276	584	161	17	86

Butler's Career by Ballpark

Ballpark	AVG	AB	H	HR	RBI	Ballpark	AVG	AB	H	HR	RBI
Camden Yards	.353	17	6	1	1	Dolphin Stadium	.300	10	3	0	1
Fenway Park	.190	21	4	0	4	Miller Park	.500	2	1	0	0
U.S. Cellular Field	.191	47	9	3	11	Busch Stadium	.000	1	0	0	0
Progressive Field	.295	44	13	0	4						
Comerica Park	.455	55	25	3	14						
Kauffman Stadium	.272	390	106	9	55						
Angel Stadium	.238	21	5	1	2						
Metrodome	.347	49	17	1	4						
Old Yankee Stadium	.250	16	4	0	3						
Oakland Coliseum	.235	34	8	0	3						
Safeco Field	.143	7	1	1	2						
Tropicana Field	.077	13	1	0	0						
Rangers Ballpark	.400	30	12	0	3						
Rogers Centre	.200	15	3	0	0						

**13****ALBERTO CALLASPO****INF****HEIGHT:** 5-9 **WEIGHT:** 180 **BATS/THROWS:** S/R**OPENING DAY AGE:** 25 (Turns 26 on April 19)**BORN:** April 19, 1983 (Maracay, VZ) **RESIDES:** Maracay, VZ**M.L. SERVICE:** 1 year, 135 days **SIGNED THRU:** 2009**ACQUIRED:** Trade with the Arizona Diamondbacks, December 14, 2007**2008**

- ▶ Had a solid first season with the Royals including a stretch as the regular second baseman for the final month and a half...drew 19 walks and struck out just 14 times.
- ▶ The switch hitter batted .333 (24-for-72) vs. left-handers and .291 (41-for-141) vs. right-handers.
- ▶ Led all of baseball by batting .491 (31-for-74) in day games (min. 50 at bats).
- ▶ Succeeded leading off innings, hitting .442 (19-for-43) with a .478 on-base pct.
- ▶ Saw success against A.L. Central rivals, hitting .347 (43-for-124) with 9 of his 16 RBI...hit .520 (13-for-25) against the Tigers, the highest single-season average ever by a KC player against Detroit (min. 25 at bats).
- ▶ Thrived while playing second base, batting .329 (52-for-158) with a .378 on-base pct. in 46 games (42 starts).
- ▶ Did not commit an error in 46 games (42 starts) at second base (193 total chances)...was the only second baseman in baseball with at least 45 games at second to post a perfect 1.000 fielding pct.
- ▶ Was placed on the 15-day D.L. with an unspecified medical condition on June 28...returned on August 23 after missing 48 games...appeared in 4 games with Omaha on a rehab assignment.
- ▶ Hit .319 (36-for-113) after being reinstated from the D.L. on August 23...the Royals were 18-13 in his final 31 starts, including 11-2 in his last 13.
- ▶ Tied a career high with 3 hits on August 24 vs. Detroit and August 31 at Detroit...the fourth and fifth times he's had 3 hits in a game.
- ▶ Entered September with just 4 extra-base hits (3 2B, 1 3B) in 128 at bats before collecting 7 in 85 September at bats (5 2B, 2 3B).
- ▶ Set a career-high and a Royals season high with a 18-game hitting streak from September 7-27...hit .344 (22-for-64) during the streak with 12 runs scored...the 18-gamer was tied for the ninth-longest in Royals history and was the longest since David DeJesus' 19-gamer from September 19, 2004-April 8, 2005.

2007

- ▶ Split the season between Tucson (AAA) and the Diamondbacks.
- ▶ Hit .215 (31-for-144) with 8 doubles, 7 RBI, 9 walks and 14 strikeouts in 56 games for Arizona...played 18 games at third, 10 games at second, 9 games at short, 7 games in right field and 3 more in left.
- ▶ Played for Aguilas del Zulia in the Venezuelan Winter Leagues and hit .331 (51-for-154) with 18 RBI and 19 runs scored in 41 games, leading the Eagles to the Caribbean World Series.

2006

- ▶ Named the Arizona organization's Minor League Player of the Year, spending a majority of the season at Tucson and ranking first in the PCL in hits, second in average and triples and fourth in runs.
- ▶ Was recalled from Tucson on August 6 and made his Major League debut that night.
- ▶ Recorded his first Major League hit with a pinch double on August 8 vs. San Francisco's Brian Wilson.

Minor League Notes

- ▶ Acquired by the Arizona Diamondbacks in exchange for pitcher Jason Bulger on February 28, 2006.
- ▶ Split his 2005 campaign between Arkansas (AA) and Salt Lake (AAA)...struck out every 20.4 plate appearances, the best ratio in the minors...also ranked 11th among all minor leaguers with 171 combined hits...named to the mid-season and postseason Texas League All-Star squads.
- ▶ Was a Texas League All-Star with Arkansas in 2004...fanned a total of 55 times in 1,225 plate appearances combined in 2004 and 2005, as he was the toughest player in the minor leagues to strike out.
- ▶ Won the Midwest League batting title in 2003, hitting .327 for Cedar Rapids...also paced the league with 168 hits...also tied for first with 38 doubles and finished second with 86 runs...voted a Midwest League Class A All-Star and to the Sportsticker's All-Teen Team...shared honors as the Angels co-Minor League Player of the Year.
- ▶ Named a Pioneer League All-Star in 2002, pacing the league in at bats, runs and triples.
- ▶ Signed by the Los Angeles Angels as a non-drafted free agent on February 16, 2001.



Miscellaneous Notes

- **Alberto Jose Callaspo** (Ky-AWS-po) resides in Maracay, Aragua, Venezuela...attended the Institucion De Formacion Aragua.

Callaspo's Career Statistics

Year	Club	AVG	G	AB	R	H	2B	3B	HR	RBI	SH	SF	HP	BB	SO	SB	CS	E
2001	Dominican Angels	.356	66	275	55	98	11	4	2	39	6	4	2	22	16	14	13	0
2002	Provo	.338	70	*299	*70	101	16	*10	3	60	3	3	2	17	14	13	4	11
2003	Cedar Rapids	*.327	133	514	86	*168	+38	4	2	67	0	6	3	42	28	20	6	19
2004	Arkansas	.282	136	550	76	155	28	2	6	48	11	4	0	47	25	15	14	25
2005	Arkansas	.297	89	350	53	104	8	0	10	49	1	5	1	28	17	9	8	7
	Salt Lake	.316	50	212	28	67	21	2	1	31	2	3	1	10	13	2	5	5
2006	Tucson	.337	114	490	93	*165	24	12	7	68	2	4	2	56	27	8	5	14
	ARIZONA	.238	23	42	2	10	1	1	0	6	0	1	0	4	6	0	1	2
2007	Tucson	.341	59	226	48	77	15	2	5	30	0	6	1	28	17	1	2	6
	ARIZONA	.215	56	144	10	31	8	0	0	7	1	1	1	9	14	1	1	3
2008	KANSAS CITY	.305	74	213	21	65	8	3	0	16	1	1	0	19	14	2	1	2
	Omaha @	.188	4	16	5	3	0	0	0	0	0	0	0	1	4	0	0	0
Minor League Totals		.316	655	2657	459	840	150	32	34	353	19	31	10	229	145	68	44	87
A.L. Totals		.305	74	213	21	65	8	3	0	16	1	1	0	19	14	2	1	2
N.L. Totals		.220	79	186	12	41	9	1	0	13	1	2	1	13	20	1	2	5
Major League Totals		.266	153	399	33	106	17	4	0	29	2	3	1	32	34	3	3	7

* - Led League

• - Tied for League Lead

@ - Minor League injury rehab

Callaspo's Career Transactions

- 2001 Signed by the Los Angeles Angels as a non-drafted free agent, February 16
 2006 Acquired by the Arizona Diamondbacks in exchange for RHP Jason Bulger, February 28
 2007 Placed on Restricted List, May 10...reinstated on May 19
 Acquired by the Kansas City Royals in exchange for RHP Billy Buckner, December 14
 2008 Placed on 15-day D.L. (unspecified medical condition), June 28...reinstated on August 23

Callaspo's Career Fielding

POSITION	PCT.	G	PO	A	E	TC	DP
2nd Base	.996	59	85	142	1	228	42
Shortstop	.951	31	33	64	5	102	13
3rd Base	.977	21	13	29	1	43	6
Outfield	1.000	13	15	1	0	16	0

Callaspo's League Championship Series Totals

Year	Club vs. Opp.	AVG	G	AB	R	H	2B	3B	HR	RBI	SH	SF	HP	BB	SO	SB	CS	E
2007	Ari vs. Col	.000	2	2	0	0	0	0	0	0	0	0	0	0	0	0	0	0

Callaspo's Single Game Bests

HITS
 3 (5x) 8/12/06 vs. FLA
 9/20/06 @ SD
 4/6/07 @ WAS
 8/24/08 vs. DET
 8/31/08 @ DET

RBI
 3 9/20/06 @ SD

HITTING STREAKS
 18 Sept 7-27, 2008


ALBERTO CALLASPO (CONT.)
Callaspo's 2008 and Career Breakdown

	2008					Career				
	AVG	AB	H	HR	RBI	AVG	AB	H	HR	RBI
vs. American League										
vs. Baltimore	.000	10	0	0	0	.000	10	0	0	0
Boston	.000	6	0	0	0	.111	9	1	0	0
Chicago	.357	14	5	0	0	.357	14	5	0	0
Cleveland	.324	34	11	0	6	.324	34	11	0	6
Detroit	.520	25	13	0	2	.520	25	13	0	2
Los Angeles	.200	5	1	0	1	.200	5	1	0	1
Minnesota	.275	51	14	0	1	.275	51	14	0	1
New York	.600	5	3	0	0	.500	6	3	0	0
Oakland	.214	14	3	0	2	.214	14	3	0	2
Seattle	.385	13	5	0	1	.385	13	5	0	1
Texas	.267	15	4	0	1	.267	15	4	0	1
Toronto	.333	12	4	0	1	.333	12	4	0	1
vs. National League										
vs. Arizona	.000	1	0	0	0	.000	1	0	0	0
Cincinnati	-	-	-	-	-	.250	12	3	0	1
Colorado	.000	3	0	0	0	.243	37	9	0	2
Florida	.500	2	1	0	0	.571	7	4	0	0
Houston	-	-	-	-	-	.333	6	2	0	1
Los Angeles	-	-	-	-	-	.176	17	3	0	1
New York	-	-	-	-	-	.211	19	4	0	0
Philadelphia	-	-	-	-	-	.294	17	5	0	2
Pittsburgh	-	-	-	-	-	.000	3	0	0	0
St. Louis	.000	1	0	0	0	.200	5	1	0	0
San Diego	-	-	-	-	-	.143	21	3	0	3
San Francisco	.500	2	1	0	1	.143	35	5	0	4
Washington	-	-	-	-	-	.273	11	3	0	0
Monthly										
March/April	.351	37	13	0	3	.262	103	27	0	5
May	.205	39	8	0	0	.212	85	18	0	3
June	.333	24	8	0	1	.263	38	10	0	1
July	-	-	-	-	-	-	-	-	-	-
August	.393	28	11	0	3	.349	43	15	0	4
September/October	.294	85	25	0	9	.277	130	36	0	16
Situational Hitting										
Home	.279	122	34	0	7	.250	232	58	0	13
Road	.341	91	31	0	9	.287	167	48	0	16
Day	.419	74	31	0	7	.346	130	45	0	11
Night	.245	139	34	0	9	.227	269	61	0	18
Natural Grass	.317	180	57	0	15	.268	366	98	0	28
Artificial Turf	.242	33	8	0	1	.242	33	8	0	1
Before ASG	.290	100	29	0	4	.243	226	55	0	9
After ASG	.319	113	36	0	12	.295	173	51	0	20
vs. LHP	.333	72	24	0	7	.295	122	36	0	10
vs. RHP	.291	141	41	0	9	.253	277	70	0	19
with RISP	.241	54	13	0	14	.239	92	22	0	27
Bases Loaded	.000	1	0	0	0	.250	4	1	0	3
Pinch Hitter	.375	16	6	0	1	.188	48	9	0	3
Designated Hitter	-	-	-	-	-	-	-	-	-	-

Callaspo's Career by Ballpark

Ballpark	AVG	AB	H	HR	RBI	Ballpark	AVG	AB	H	HR	RBI
Fenway Park	.000	6	0	0	0	Chase Field	.216	111	24	0	6
U.S. Cellular Field	.333	6	2	0	0	Coors Field	.385	13	5	0	1
Progressive Field	.412	17	7	0	5	Dolphin Stadium	.500	2	1	0	0
Comerica Park	.533	15	8	0	2	Dodger Stadium	.100	10	1	0	1
Kauffman Stadium	.279	122	34	0	7	Shea Stadium	.200	5	1	0	0
Angel Stadium	.500	2	1	0	1	Citizens Bank Park	.250	8	2	0	1
Metrodome	.250	32	8	0	1	PNC Park	.000	3	0	0	0
Yankee Stadium	.400	5	2	0	0	Busch Stadium	.000	1	0	0	0
Oakland Coliseum	.333	3	1	0	0	PETCO Park	.250	12	3	0	3
Rangers Ballpark	1.000	1	1	0	0	AT&T Park	.154	13	2	0	1
Rogers Centre	.000	1	0	0	0	RFK Stadium	.273	11	3	0	0



15 SHANE COSTA

OF

HEIGHT: 6-0 WEIGHT: 190 BATS/THROWS: L/R
OPENING DAY AGE: 27 (Turns 28 on December 12)
BORN: December 12, 1981 (Visalia, CA) RESIDES: Huntington Beach, CA
M.L. SERVICE: 1 year, 135 days SIGNED THRU: 2009
ACQUIRED: Selected in the 2nd round of the 2003 Draft

2008

- ▶ Did not appear at the Major League level for the first time since the 2004 season.
- ▶ Played in just 75 games for Omaha (AAA) before missing a majority of the second half after undergoing surgery on his right wrist.

2007

- ▶ Started the season at Omaha before being recalled on May 3...was hitting .378 (34-for-90), third-best in the PCL, with 7 doubles, 2 triples, a home run, 6 RBI and 13 walks at the time of the call up.
- ▶ Recalled with an active 19-game hitting streak, the longest in the minors at the time, and longest since Omaha began keeping those stats in 2000...began the season just 1-for-18, but hit at a .464 clip since then prior to call up.
- ▶ Hit .196 (9-for-46) with 5 RBI in his first stint with the club...was optioned to Omaha on June 13, but was recalled the next day when Mark Grudzielanek was placed on the 15-day D.L.
- ▶ Drove in the game-tying run in the 8th inning with a pinch-hit single on May 18 at Colorado, an eventual 5-2 Royals win.
- ▶ Made just 3 starts and 9 pinch hitting appearances before being optioned to Omaha on July 6...was recalled on August 22 for the remainder of the season.
- ▶ After his recall, went 9-for-23 (.391) with 5 doubles in his next 7 games (6 starts).
- ▶ Hit .289 (11-for-38) in 22 games his 3rd and final stint with KC, including .360 (9-for-25) in his 7 starts.
- ▶ Equaled a career high with 2 doubles on September 1 at Minnesota (also May 29, 2006 at Oakland).
- ▶ Tied career high with 3 hits (4th time) on September 2 at Minnesota...went 3-for-5 with a double and 2 runs.

2006

- ▶ Made an Opening Day roster for the first time in his career...had 3 separate stints with the Royals.
- ▶ Hit .304 (34-112) following the All-Star break.
- ▶ Posted a career-best 8-game hitting streak April 21-May 19 around a trip to the D.L...hit .407 (11-27) during the streak.
- ▶ Placed on the Disabled List April 29 with a left hamstring strain...was leading the team in slugging percentage and ranked second on the team in batting average and home runs at the time of his injury.
- ▶ Reinstated from the 15-day D.L. May 19...went 2-for-5 with a double in his first game back vs. St. Louis.
- ▶ Optioned to Omaha on June 16.
- ▶ Was recalled by the Royals on July 22...was optioned to Omaha on August 10.
- ▶ Hit .342 (68-199) with 12 doubles, 4 triples, 10 home runs, 29 RBI and 35 runs in 52 games and was named Omaha Player of the Year.
- ▶ Recorded doubles in 5 straight games, July 25-29.
- ▶ Recalled from Omaha for the remainder of the season on September 3.

2005

- ▶ Began the season at Wichita (AA)...had his contract purchased by the Royals on May 31.
- ▶ Made his big league debut on June 2 vs. New York...recorded his first career hit off Carl Pavano with a 5th-inning single.
- ▶ Hit his first career Major League home run in the 5th inning off the Dodgers' Jeff Weaver on June 14...also went 3-for-3 in the game for his first career 3-hit game.
- ▶ Optioned to Wichita on July 20...played 4 games for Omaha (AAA) in September.

Minor League Notes

- ▶ Named to the 2004 Carolina League Postseason All-Star team after finishing third in the league in hitting (.308) and tied for third in hits (139).
- ▶ Selected in second round of 2003 June Free Agent Draft...signed by Gary Johnson.

HOWALS

REVIEW

HISTORY

RECORDS

OPPONENTS

SCOUTING/PLAYER DEV.

MEDIA & MISC.



Miscellaneous Notes

- ▶ Full name is **Shane Jeremy Costa**.
- ▶ Graduated from Golden West (Visalia, Calif.) High...attended Cal State Fullerton and earned Big West Conference Player of the Year in 2003.
- ▶ Selected by the Tampa Bay Devil Rays in the 37th round of the 2000 draft, but did not sign.
- ▶ Finished his college career ranking among the top 10 in NCAA history after being hit by a pitch 57 times in his career...participated in the 2007 Royals Caravan as well as the 2008 and 2009 Royals FanFest.

Costa's Career Statistics

Year	Club	AVG	G	AB	R	H	2B	3B	HR	RBI	SH	SF	HP	BB	SO	SB	CS	E
2003	Surprise Royals	.386	23	88	22	34	6	4	1	24	0	1	4	6	7	4	3	4
	Wilmington	.143	3	7	1	1	1	0	0	0	0	0	1	2	1	0	0	0
2004	Wilmington	.308	123	451	70	139	20	4	7	59	0	6	11	32	43	9	4	5
2005	Wichita	.282	75	277	37	78	18	2	8	43	1	6	8	24	23	5	1	3
	Omaha	.188	4	16	1	3	1	0	0	1	0	0	0	0	1	0	0	0
	KANSAS CITY	.235	27	81	13	19	2	0	2	7	1	0	1	5	11	0	0	0
2006	Omaha	.342	52	199	35	68	12	4	10	29	3	2	7	13	25	4	0	0
	Wichita	.375	2	8	0	3	0	0	0	1	0	0	0	0	1	0	0	0
	KANSAS CITY	.274	72	237	23	65	20	1	3	23	2	2	5	6	29	2	0	6
2007	Omaha	.326	59	233	46	76	20	3	5	14	1	2	5	26	20	8	2	1
	KANSAS CITY	.223	55	103	13	23	6	1	0	12	0	1	0	5	23	0	1	1
2008	Omaha	.295	75	292	42	86	21	0	10	42	4	3	1	28	39	11	2	1
Minor League Totals		.311	416	1571	254	488	99	17	41	213	9	20	37	131	160	41	12	14
Major League Totals		.254	154	421	49	107	28	2	5	42	3	3	6	16	63	2	1	7

Costa's Career Transactions

- 2003 Selected in the 2nd round of the June Free Agent Draft...signed by Gary Johnson
- 2006 Placed on the 15-day D.L. (left hamstring strain), April 29...reinstated on May 19
- 2008 Placed on the 60-day D.L. (right wrist surgery), September 2...reinstated on November 14

Costa's Career Fielding

POSITION	PCT.	G	PO	A	E	TC	DP
Outfield	.970	112	226	1	7	234	0

Costa's Single Game Bests

HITS		RBI	
3 (4x)	6/14/05 vs. LAD 6/28/05 @ MIN 9/13/06 @ CLE 9/2/07 @ MIN	3	6/28/05 @ MIN 7/26/06 vs. BAL

2009 ROAD TRIP MILEAGE CHART (ESTIMATES FROM WEBFLYER.COM)

Date	From	To	Mileage	Date	From	To	Mileage
April 2	Phoenix	Dallas	877	Road Trip #8			
Road Trip #1				July 5	Kansas City	Detroit	643
April 4	Dallas	Chicago	794	July 8	Detroit	Boston	613
April 9	Chicago	Kansas City	404	July 12	Boston	Kansas City	1,250
Road Trip #2				Road Trip #9			
April 16	Kansas City	Dallas	451	July 26	Kansas City	Baltimore	958
April 19	Dallas	Cleveland	1,010	July 30	Baltimore	St. Petersburg	852
April 23	Cleveland	Kansas City	690	Aug. 3	St. Petersburg	Kansas City	1,030
Road Trip #3				Road Trip #10			
April 30	Kansas City	Minneapolis	404	Aug. 10	Kansas City	Minneapolis	404
May 3	Minneapolis	Kansas City	404	Aug. 13	Minneapolis	Detroit	538
Road Trip #4				Aug. 16	Detroit	Chicago	244
May 7	Kansas City	Anaheim	1,340	Aug. 19	Chicago	Kansas City	404
May 10	Anaheim	Oakland (SF)	362	Road Trip #11			
May 13	Oakland (SF)	Kansas City	1,500	Aug. 26	Kansas City	Seattle	1,500
Road Trip #5				Aug. 30	Seattle	Oakland (SF)	685
May 21	Kansas City	St. Louis	229	Sept. 2	Oakland (SF)	Kansas City	1,500
May 24	St. Louis	Kansas City	229	Road Trip #12			
Road Trip #6				Sept. 10	Kansas City	Cleveland	690
June 1	Kansas City	St. Petersburg	1,030	Sept. 13	Cleveland	Detroit	89
June 4	St. Petersburg	Toronto	1,100	Sept. 17	Detroit	Chicago	244
June 7	Toronto	Cleveland	193	Sept. 20	Chicago	Kansas City	404
June 11	Cleveland	Kansas City	690	Road Trip #13			
Road Trip #7				Sept. 27	Kansas City	New York	1,100
June 22	Kansas City	Houston	632	Sept. 30	New York	Minneapolis	1,020
June 25	Houston	Pittsburgh	1120	Oct. 4	Minneapolis	Kansas City	404
June 28	Pittsburgh	Kansas City	765	Total			
							28,796



Costa's 2008 and Career Breakdown

vs. American League	2008					Career				
	AVG	AB	H	HR	RBI	AVG	AB	H	HR	RBI
vs. Baltimore	-.	-.	-.	-.	-.	.375	16	6	0	5
Boston	-.	-.	-.	-.	-.	.200	15	3	0	1
Chicago	-.	-.	-.	-.	-.	.250	44	11	0	3
Cleveland	-.	-.	-.	-.	-.	.353	34	12	0	4
Detroit	-.	-.	-.	-.	-.	.154	39	6	1	2
Los Angeles	-.	-.	-.	-.	-.	.120	25	3	0	1
Minnesota	-.	-.	-.	-.	-.	.290	62	18	1	7
New York	-.	-.	-.	-.	-.	.212	33	7	1	7
Oakland	-.	-.	-.	-.	-.	.263	19	5	0	2
Seattle	-.	-.	-.	-.	-.	.256	43	11	0	5
Tampa Bay	-.	-.	-.	-.	-.	.222	18	4	1	2
Texas	-.	-.	-.	-.	-.	.278	18	5	0	0
vs. National League	AVG	AB	H	HR	RBI	AVG	AB	H	HR	RBI
vs. Arizona	-.	-.	-.	-.	-.	.250	8	2	0	0
Colorado	-.	-.	-.	-.	-.	.333	6	2	0	1
Houston	-.	-.	-.	-.	-.	.286	7	2	0	0
Los Angeles	-.	-.	-.	-.	-.	.400	10	4	1	2
Milwaukee	-.	-.	-.	-.	-.	.200	5	1	0	0
Philadelphia	-.	-.	-.	-.	-.	.333	3	1	0	0
St. Louis	-.	-.	-.	-.	-.	.214	14	3	0	0
San Francisco	-.	-.	-.	-.	-.	.500	2	1	0	0
Monthly	AVG	AB	H	HR	RBI	AVG	AB	H	HR	RBI
March/April	-.	-.	-.	-.	-.	.317	60	19	3	8
May	-.	-.	-.	-.	-.	.205	78	16	0	8
June	-.	-.	-.	-.	-.	.235	98	23	2	8
July	-.	-.	-.	-.	-.	.221	68	15	0	7
August	-.	-.	-.	-.	-.	.267	30	8	0	2
September/October	-.	-.	-.	-.	-.	.299	87	26	0	9
Situational Hitting	AVG	AB	H	HR	RBI	AVG	AB	H	HR	RBI
Home	-.	-.	-.	-.	-.	.269	238	64	2	27
Road	-.	-.	-.	-.	-.	.235	183	43	3	15
Day	-.	-.	-.	-.	-.	.220	132	29	3	9
Night	-.	-.	-.	-.	-.	.270	289	78	2	33
Natural Grass	-.	-.	-.	-.	-.	.247	380	94	3	35
Artificial Turf	-.	-.	-.	-.	-.	.317	41	13	2	7
Before ASG	-.	-.	-.	-.	-.	.237	262	62	5	25
After ASG	-.	-.	-.	-.	-.	.283	159	45	0	17
vs. LHP	-.	-.	-.	-.	-.	.186	59	11	1	6
vs. RHP	-.	-.	-.	-.	-.	.265	362	96	4	36
with RISP	-.	-.	-.	-.	-.	.248	105	26	0	34
Bases Loaded	-.	-.	-.	-.	-.	.333	9	3	0	7
Pinch Hitter	-.	-.	-.	-.	-.	.219	32	7	0	3
Designated Hitter	-.	-.	-.	-.	-.	.194	31	6	0	1

Costa's Career by Ballpark

Ballpark	AVG	AB	H	HR	RBI	Ballpark	AVG	AB	H	HR	RBI
Camden Yards	1.000	1	1	0	0	Chase Field	.250	8	2	0	0
Fenway Park	.091	11	1	0	1	Coors Field	.333	6	2	0	1
U.S. Cellular Field	.200	20	4	0	0	Miller Park	.200	5	1	0	0
Progressive Field	.364	11	4	0	0	Busch Stadium	.000	3	0	0	0
Comerica Park	.100	10	1	0	1	AT&T Park	.500	2	1	0	0
Kauffman Stadium	.269	238	64	2	27						
Angel Stadium	.125	8	1	0	0						
Metrodome	.345	29	10	1	5						
Old Yankee Stadium	.174	23	4	1	4						
Oakland Coliseum	.214	14	3	0	1						
Safeco Field	.125	8	1	0	0						
Tropicana Field	.250	12	3	1	2						
Rangers Ballpark	.333	12	4	0	0						

2 COCO CRISP



HEIGHT: 6-0 WEIGHT: 180 BATS/THROWS: S/R
 OPENING DAY AGE: 29 (Turns 30 on November 1)
 BORN: November 1, 1979 (Los Angeles, CA) RESIDES: Desert Hot Springs, CA
 M.L. SERVICE: 5 years, 158 days SIGNED THRU: 2009
 ACQUIRED: Trade with the Boston Red Sox, November 19, 2008

2008

- ▶ Wrapped up his final season in Boston and turned it on down the stretch to help the Red Sox to the A.L. Wild Card and a berth in the American League Championship Series.
- ▶ Finished his Boston career with 70 stolen bases in 87 attempts with a 80.5 percent success rate, the second-best among Red Sox players in history (min. 75 stolen base attempts).
- ▶ Started the season fairly slow and was hitting .252 through July 31...proceeded to hit .341 in the months of August and September and then .417 in 7 postseason games.
- ▶ Tied for fourth in the American League with 10 bunt hits.
- ▶ Stole 20 bases, becoming the first Red Sox player since Ellis Burks (1987-89) to record 20 or more steals in his first three seasons with the club.
- ▶ Ranked third among A.L. centerfielders with a .992 fielding pct...went 84 games between errors on April 24 and September 3.
- ▶ Homered in three straight games from June 14-17.
- ▶ Served a 5-game suspension from June 28-July 2 for his role in Boston's on-field incident with Tampa Bay on June 5 at Fenway Park.
- ▶ Had 1 hit in 4 at bats in the Red Sox ALDS win over Los Angeles, scoring 2 runs.
- ▶ Turned it on in the ALCS vs. Tampa Bay, hitting .450 (9-for-20) with 2 doubles, an RBI and 4 walks in 5 games...recorded the game-tying hit with a 2-out single in the eighth inning of Game 5 at Boston...the hit capped a historic comeback from a 7-0 deficit for the Red Sox, who won the game, 8-7.

2007

- ▶ Rebounded from an injury-plagued 2006 season to start 137 games in center for the World Champion Red Sox.
- ▶ Committed just 1 error in 416 total chances for a .998 fielding pct., the sixth-best fielding pct. among center fielders in Major League history (min. 400 total chances)...finished third in the Majors in total chances behind Curtis Granderson (443) and Ichiro Suzuki (433)...averaged 3.08 total chances per nine innings, second in the Majors (Granderson, 3.09).
- ▶ Went 153 games and 429 total chances between errors from July 21, 2006 at Seattle to August 7, 2007 at Los Angeles...established a Red Sox outfielder record for consecutive errorless chances.
- ▶ Led the club with 7 triples and was second in steals with 28...finished among the A.L. leaders in sac bunts (T-7th), triples (9th), bunt hits (T-5th) and steals (9th).
- ▶ Collected his first career 2-home run game on June 18 at Atlanta...equaled his career-best with 5 RBI on July 5 vs. Tampa Bay and July 21 vs. Chicago.
- ▶ Hit his second career grand slam on July 5 vs. Tampa Bay.
- ▶ Started all 3 of the Red Sox ALDS games and the first 5 ALCS games...suffered a bruised right knee hitting the wall to catch Casey Blake's fly ball for the final out of Game 7 of the ALCS, sending the Red Sox to the World Series.
- ▶ Went 1-for-2 with a run scored in the World Series vs. Colorado, seeing action in 3 of the 4 games.

2006

- ▶ Played in just 105 games in his first season with Boston as he was bothered by a left index finger fracture suffered in the first week of the regular season.
- ▶ Began the season as the Red Sox leadoff man and led the team in steals and was tied for first in sacrifice bunts.
- ▶ Underwent surgery on his finger on September 26 and missed the remainder of the season.

2005

- ▶ Established career highs in most offensive categories in his final year with Cleveland.
- ▶ Led the American League with 13 sacrifice bunts and ranked among the league leaders in doubles (T-5th), bunts in play (T-3rd), hitting vs. right-hander pitchers (.324, 5th) and road average (.323, 5th).
- ▶ Had an inside-the-park home run on July 4 vs. Detroit.



- ▶ Was named A.L. Player of the Week for September 6-12...hit .517 (15-for-29) with 3 home runs, 7 RBI and 8 runs scored during the week.

2004

- ▶ Made his first Opening Day roster with the Indians.
- ▶ Turned it on after a slow start and ranked ninth in the American League with a .318 batting average after the All-Star break.
- ▶ Hit his first career grand slam on July 27, 2004 vs. Detroit.

2003

- ▶ Opened the season with Buffalo (AAA) and was leading the International League in hitting, hits and runs scored when he was recalled to Cleveland on June 10...spent the remainder of the season at the big league level.
- ▶ Ranked among A.L. rookie leaders in triples (3rd), stolen bases (3rd), batting average (6th) and runs (7th).

2002

- ▶ Had his contract purchased from Akron (AA) on August 14 and made his Major League debut the next day...collected his first Major League hit on August 16 at Anaheim off John Lackey.
- ▶ Hit first Major League home run on September 11, 2002 vs. Toronto off Scott Wiggins.

Minor League Notes

- ▶ Began the 2002 season in the Cardinals organization before being acquired as a player to be named by the Cleveland Indians on August 6 to complete a July 19 trade for Chuck Finley.
- ▶ Earned St. Louis Cardinals Minor League Player of the Year honors in 2001...also was named a Carolina League All-Star while with Potomac...led the Carolina League in hits, total bases (224), games played and at bats.
- ▶ Made the conversion to outfielder in extended spring training prior to the 2000 season.
- ▶ Began his professional career as a second baseman in 1999 for Johnson City (R) in the Cardinals organization...ranked fourth in the Appalachian League in stolen bases.

Miscellaneous Notes

- ▶ Full name is **Covelli Loyce Crisp**...resides in Desert Hot Springs, Calif., with his wife, Maria, daughter, Amailee, and son, Caden.
- ▶ As a youngster, his great grandmother Wilda Smith called him "Co"...his sister, Sheileah, and godbrother, Marcus, inspired by the character and the name on the Coco Krispies cereal box, lengthened his nickname to "Coco"...was Covelli until the 2002 season until the "Coco" nickname stuck.
- ▶ Graduated from Inglewood (Calif.) High school, where he was a teammate of KC pitcher Horacio Ramirez, and attended Pierce Junior College in Los Angeles...played third base in high school.
- ▶ Is one of 7 MLB RBI (Reviving Baseball in Inner Cities) Program alumni to play in the Majors...was inducted into the RBI League Hall of Fame in 2006...narrated an ESPN special on the MLB RBI Program in August, 2007.
- ▶ Involved in several community endeavors while he was with both the Indians and Red Sox...participated in the 2009 Royals FanFest.





COCO CRISP (CONT.)

Crisp's Career Statistics

Year	Club	AVG	G	AB	R	H	2B	3B	HR	RBI	SH	SF	HP	BB	SO	SB	CS	E
1999	Johnson City	.258	65	229	55	59	5	4	3	22	8	2	2	44	41	27	5	24
2000	New Jersey	.239	36	134	18	32	5	0	0	14	5	0	1	11	22	25	3	2
	Peoria	.276	27	98	14	27	9	0	0	7	4	0	0	16	15	7	3	0
2001	Potomac	.306	*139	*530	80	*162	23	3	11	47	7	1	1	52	64	39	21	6
2002	Akron	.406	7	32	9	13	1	0	1	4	1	0	0	3	3	4	0	0
	New Haven	.301	89	355	61	107	16	1	9	47	5	1	0	36	56	26	10	3
	Buffalo	.238	4	21	3	5	1	0	0	2	0	0	0	2	1	0	0	0
	CLEVELAND	.260	32	127	16	33	9	2	1	9	3	2	0	11	19	4	1	1
2003	Buffalo	.360	56	225	42	81	19	6	1	24	9	2	5	26	24	20	8	3
	CLEVELAND	.266	99	414	55	110	15	6	3	27	7	3	0	23	51	15	9	1
2004	CLEVELAND	.297	139	491	78	146	24	2	15	71	9	2	0	36	69	20	13	4
2005	CLEVELAND	.300	145	594	86	178	42	4	16	69	13	5	0	44	81	15	6	5
2006	Pawtucket	.333	1	3	0	1	0	0	0	2	0	0	0	1	0	0	0	0
	BOSTON	.264	105	413	58	109	22	2	8	36	7	0	1	31	67	22	4	1
2007	BOSTON	.268	145	526	85	141	28	7	6	60	9	5	1	50	84	28	6	1
2008	BOSTON	.283	118	361	55	102	18	3	7	41	8	4	1	35	59	20	7	2
	Minor League Totals	.299	424	1627	282	487	79	14	25	169	39	6	9	189	227	149	50	38
	Major League Totals	.280	783	2926	433	819	158	26	56	313	56	21	3	230	430	124	46	15

* - Led League

Career Grand Slams (2):	TEAM	DATE	OPPONENT	PITCHER
	CLEVELAND	July 27, 2004	vs. Detroit	G. Knotts
	BOSTON	July 5, 2007	vs. Tampa Bay	J. Howell

Crisp's Career Transactions

- 1999 Selected by the St. Louis Cardinals in the 7th round of the June Free Agent Draft...signed by Chuck Fick
 2002 Acquired by the Cleveland Indians along with OF Luis Garcia in exchange for LHP Chuck Finley, July 19
 2005 Placed on 15-day D.L. (sprained right thumb), May 18...reinstated on June 2
 2006 Acquired by the Boston Red Sox with RHP David Riske and C Josh Bard in exchange for RHP Guillermo Mota, INF Andy Marte, C Kelly Shoppach, cash considerations and a player to be named, January 27
 Placed on 15-day D.L. (fractured left index finger), April 9...reinstated on May 28
 2008 Placed on Suspended List, June 28...reinstated on July 3
 Acquired by the Kansas City Royals in exchange for RHP Ramon Ramirez, November 19

Crisp's Career Fielding

POSITION	PCT.	G	PO	A	E	TC	DP
Outfield	.992	756	1784	28	15	1827	12

Crisp's League Division Series Totals

Year	Club vs. Opp.	AVG	G	AB	R	H	2B	3B	HR	RBI	SH	SF	HP	BB	SO	SB	CS	E
2007	Bos vs. LAA	.200	3	10	0	2	0	0	0	2	0	0	0	1	3	1	0	0
2008	Bos vs. LAA	.250	2	4	2	1	0	0	0	0	0	0	0	1	0	1	0	0
	Division Series Totals	.214	5	14	2	3	0	0	0	2	0	0	0	2	3	2	0	0

Crisp's League Championship Series Totals

Year	Club vs. Opp.	AVG	G	AB	R	H	2B	3B	HR	RBI	SH	SF	HP	BB	SO	SB	CS	E
2007	Bos vs. Cle	.143	7	21	2	3	1	0	0	0	0	0	0	0	6	1	0	0
2008	Bos vs. TB	.450	5	20	2	9	2	0	0	1	0	0	0	4	3	0	0	0
	LCS Totals	.293	12	41	4	12	3	0	0	1	0	0	0	4	9	1	0	0

Crisp's World Series Totals

Year	Club vs. Opp.	AVG	G	AB	R	H	2B	3B	HR	RBI	SH	SF	HP	BB	SO	SB	CS	E
2007	Bos vs. Col	.500	3	2	1	1	0	0	0	0	0	0	0	0	0	0	0	0

Crisp's Single Game Bests

HITS
 4 (8x) 8/27/03 vs. DET
 6/11/04 vs. CIN
 7/20/04 @ LAA
 4/7/05 @ CWS
 6/25/05 vs. CIN
 9/11/05 vs. MIN
 6/18/07 @ ATL
 7/23/07 @ CLE

RBI
 5 (3x) 7/27/04 vs. DET
 7/5/07 vs. TB
 7/21/07 vs. CWS
 4 (4x) 9/16/03 vs. KC
 6/12/04 vs. CIN
 7/2/04 @ CIN
 6/15/08 @ CIN

HOME RUNS
 2 6/18/07 @ ATL

STOLEN BASES
 3 6/20/04 @ ATL

HITTING STREAKS
 14 July 27-Aug. 13, 2004
 13 July 18-31, 2003
 12 June 11-22, 2004
 12 (2x) Aug. 24-Sept. 12, 2008
 Aug. 16-28, 2003
 11 Aug. 16-28, 2003
 10 (3x) May 5-15, 2005
 July 3-14, 2005
 April 3-June 2, 2006



Crisp's 2008 and Career Breakdown

vs.	2008					Career					
	AVG	AB	H	HR	RBI	AVG	AB	H	HR	RBI	
vs. American League											
vs. Baltimore	.292	48	14	0	2	.277	159	44	2	21	
Boston	-	-	-	-	-	.158	57	9	0	3	
Chicago	.143	7	1	0	0	.314	236	74	8	33	
Cleveland	.333	12	4	0	0	.316	57	18	0	1	
Detroit	.429	14	6	0	4	.330	273	90	6	31	
Kansas City	.250	12	3	0	1	.244	275	67	3	35	
Los Angeles	.286	14	4	1	4	.274	146	40	6	15	
Minnesota	.235	17	4	2	4	.281	285	80	7	24	
New York	.275	40	11	0	2	.275	229	63	3	20	
Oakland	.238	21	5	0	3	.273	150	41	2	12	
Seattle	.172	29	5	0	2	.256	168	43	2	14	
Tampa Bay	.324	34	11	0	3	.283	212	60	3	27	
Texas	.435	23	10	0	5	.286	140	40	0	11	
Toronto	.233	43	10	1	4	.246	195	48	4	16	
vs. National League											
vs. Arizona	.364	11	4	0	0	.286	35	10	0	1	
Atlanta	-	-	-	-	-	.367	49	18	3	9	
Cincinnati	.273	11	3	2	5	.344	61	21	4	21	
Colorado	-	-	-	-	-	.176	34	6	0	5	
Florida	-	-	-	-	-	.056	18	1	0	0	
Houston	.250	4	1	0	0	.250	4	1	0	0	
Los Angeles	-	-	-	-	-	.200	10	2	0	1	
Milwaukee	.125	8	1	0	0	.125	8	1	0	0	
New York	-	-	-	-	-	.400	20	8	0	2	
Philadelphia	.400	5	2	1	2	.333	18	6	1	3	
Pittsburgh	-	-	-	-	-	.375	8	3	0	0	
St. Louis	.375	8	3	0	0	.375	8	3	0	0	
San Diego	-	-	-	-	-	.297	37	11	1	3	
San Francisco	-	-	-	-	-	.286	21	6	0	2	
Washington	-	-	-	-	-	.385	13	5	1	3	
Monthly											
March/April	.293	58	17	0	5	.255	306	78	1	21	
May	.209	67	14	2	6	.253	281	71	6	25	
June	.310	71	22	3	11	.288	538	155	15	68	
July	.167	42	7	1	3	.289	560	162	8	63	
August	.305	59	18	1	8	.268	653	175	15	68	
September/October	.375	64	24	0	8	.303	588	178	11	68	
Situational Hitting											
Home	.308	169	52	1	20	.283	1404	398	22	163	
Road	.260	192	50	6	21	.277	1522	421	34	150	
Day	.247	97	24	3	17	.261	859	224	12	86	
Night	.295	264	78	4	24	.288	2067	595	44	227	
Natural Grass	.291	309	90	4	35	.287	2559	734	49	283	
Artificial Turf	.231	52	12	3	6	.232	367	85	7	30	
Before ASG	.259	212	55	5	22	.272	1335	363	27	136	
After ASG	.315	149	47	2	19	.287	1591	456	29	177	
vs. LHP	.295	95	28	3	14	.284	883	251	22	105	
vs. RHP	.278	266	74	4	27	.278	2043	568	34	208	
with RISP	.267	90	24	0	29	.282	667	188	12	251	
Bases Loaded	.357	14	5	0	11	.333	75	25	2	66	
Pinch Hitter	.000	2	0	0	0	.111	9	1	0	0	
Designated Hitter	-	-	-	-	-	.205	39	8	0	3	

Crisp's Career by Ballpark

Ballpark	AVG	AB	H	HR	RBI	Ballpark	AVG	AB	H	HR	RBI
Camden Yards	.288	80	23	1	11	Chase Field	.200	15	3	0	0
Fenway Park	.283	633	179	6	68	Turner Field	.395	38	15	3	7
U.S. Cellular Field	.279	140	39	6	17	Great American	.320	25	8	3	11
Progressive Field	.282	829	234	16	98	Dolphin Stadium	.000	11	0	0	0
Comerica Park	.341	129	44	2	12	Minute Maid Park	.250	4	1	0	0
Kauffman Stadium	.267	131	35	2	13	Shea Stadium	.364	11	4	0	2
Angel Stadium	.329	76	25	4	8	Citizens Bank Park	.400	5	2	1	2
Metrodome	.229	157	36	4	11	PNC Park	.375	8	3	0	0
Old Yankee Stadium	.283	127	36	2	11	PETCO Park	.375	24	9	1	2
Oakland Coliseum	.268	82	22	1	4	AT&T Park	.143	14	2	0	2
Tokyo Dome	.333	3	1	0	0						
Safeco Field	.263	99	26	1	8						
Tropicana Field	.241	116	28	1	13						
Rangers Ballpark	.308	78	24	0	7						
Rogers Centre	.220	91	20	2	6						



28 KYLE DAVIES

RHP

HEIGHT: 6-2 **WEIGHT:** 218 **BATS/THROWS:** R/R
OPENING DAY AGE: 25 (Turns 26 on September 9)
BORN: September 9, 1983 (Decatur, GA) **RESIDES:** McDonough, GA
M.L. SERVICE: 3 years, 46 days **SIGNED THRU:** 2009
ACQUIRED: Trade with the Atlanta Braves, July 31, 2007

2008

- ▶ Made 21 starts for the Royals and turned it on down the stretch to become a reliable contributor in the KC rotation...posted a 6-6 record and a 3.66 ERA (64 IP, 26 ER) in 12 starts following the All-Star break.
- ▶ Set career bests in wins (9) and ERA (4.07).
- ▶ He battled back to the Majors by becoming the staff ace at Omaha (AAA), where he began 2008, going 6-2 with a Pacific Coast League-leading 2.06 ERA, holding opponents to a .228 mark against him.
- ▶ Recalled from Omaha on May 31 and made his 2008 debut that night against the Indians.
- ▶ Kyle halted a couple of extended team victory droughts during his stint with the big league club...his first assignment of the year with KC on May 31 came with Royals in the throes of a 12-game slide, but his 5.0 innings of 1-run work earned him a streak-halting 4-2 win...his second start was in Yankee Stadium on June 6 as Kansas City was in an 11-game road drought, but K.D. gave up just a run in 6.2 frames of a 2-1 win.
- ▶ Won his first 3 decisions (with 1 no decision), allowing single runs in each of his first 4 starts, posting a 1.46 ERA (24.2 IP, 4 ER).
- ▶ Had an abbreviated stay at AAA, going to Omaha on August 15, then returning to the big league club a week later after the disablement of Ron Mahay...Davies made a brief appearance for the O-Royals on August 19, tossing a scoreless inning at Oklahoma, walking 1 and striking out 1.
- ▶ Went 4-1 in September, posting a 2.27 ERA (31.2 IP, 8 ER)...joined teammates Zack Greinke and Gil Meche with 5 others to lead the A.L. in wins...his 2.27 ERA was the seventh-best in the A.L.
- ▶ Tossed arguably his best game as a Major Leaguer, shutting out the Mariners, 3-0, on September 15...he held the Mariners to 4 hits through a season-high 8.0 innings, not issuing a walk for the just the third start of his career (first time since April 13, 2006 vs. Philadelphia)...equalled a career high (3rd time) with 8 strikeouts.
- ▶ Finished the season strong, going 3-0 with a 1.29 ERA (21.0 IP, 11 H, 3 ER, 3 BB, 19 SO) over his final 3 starts, 2 of which came against the White Sox and Twins, who were battling it out for the A.L. Central title.

2007

- ▶ Joined the Royals on July 31 after being acquired from the Atlanta Braves for pitcher Octavio Dotel.
- ▶ Made his KC debut on August 4 at New York, allowing 5 runs on 6 hits in 3.0 innings in a no decision...allowed Alex Rodriguez' 500th career home run in the first inning.
- ▶ Earned a win in his Kauffman Stadium debut on August 9 vs. Minnesota, tossing 6.2 shutout innings in a 1-0 win...allowed 3 hits while walking 2 and striking out 5.

2006

- ▶ Began the season in the Braves starting rotation and struggled through an injury-shortened sophomore season.
- ▶ Threw his first career complete game on April 18 at the Mets in a 7-1 win.
- ▶ Left his start on May 15 vs. Florida in the 3rd inning after suffering a torn right groin...was placed on the 15-day disabled list on May 17.
- ▶ Underwent surgery to repair his torn groin in a procedure performed by Dr. Bill Meyers on May 19 in Philadelphia...was transferred to the 60-day DL on May 20 and missed a total of 94 games before he was activated from the 60-day DL on September 1.
- ▶ Returned to the rotation after a three and a half month absence to pitch the second game of a September 2 doubleheader at Philadelphia.
- ▶ Hit his first career Major League home run off the Phillies' Randy Wolf on September 13.

2005

- ▶ Was 1 of 5 Braves rookies in 2005 who hailed from the Atlanta area, his first big league action.
- ▶ Was recalled from Richmond on May 21 and made his Major League debut that night with a 7-5 win at Boston... Kyle tossed 5.0 shutout innings, allowing 4 hits and 3 walks while fanning 6 batters.
- ▶ Became the first Braves pitcher to win his ML debut as a starter since David Nied in 1992 at New York.



- ▶ Became the first Braves rookie starter to record wins in each of his first 2 career starts since Armando Reynoso in August, 1991, when he won at New York on May 25.
- ▶ Began his career with 14.0 consecutive scoreless innings pitched, the most by a Braves rookie starter to open his career since Larry McWilliams (14.1 IP) in 1978.
- ▶ Suffered his first career loss on May 30 at Washington in a 3-2 Nationals win.
- ▶ Collected his first career hit with a 3rd-inning single to center off Mark Redman at Pittsburgh on June 4.
- ▶ On June 10 vs. Oakland, he and battery-mate Brian McCann (21) became the youngest pitcher-catcher duo to start a game in the Majors since New York's Dwight Gooden (19) and John Gibbons (21) on August 19, 1984 vs. Montreal.
- ▶ Fanned a career-high 8 batters in 6.0 IP on July 30 vs. Pittsburgh.

Minor League Notes

- ▶ Pitched at 3 different levels in 2004 (Myrtle Beach-A, Greenville-AA and Richmond-AAA) and recorded a combined 13 wins and 173 strikeouts...named as the Phil Niekro Award winner as the top pitcher in the Braves' system by the 400 Club.
- ▶ Was selected to the 2004 Baseball America's minor league All-Star second-team and also named as the eighth-best prospect in the Southern League and fifth-best prospect in the Carolina League by Baseball America...earned Most Valuable Pitcher honors for the Myrtle Beach (A) Pelicans...selected as Carolina League April and June Pitcher of the Month and honored as the Southern League August Pitcher of the Month.
- ▶ Named the 2001 Braves' Pitcher of the Year in the Gulf Coast League before being promoted to Macon (A) for 1 start at the end of the season.
- ▶ Selected by the Atlanta Braves in the fourth round of the 2001 June Free Agent Draft...signed by Rob English.

Miscellaneous Notes

- ▶ **Hiram Kyle Davies** resides in McDonough, Ga., with his wife, Katie...born in Decatur, Ga.
- ▶ Graduated from Stockbridge (Ga.) High...was named both the top 14- and 15-year old in the country by Baseball America during his high school years.
- ▶ Participated in the 2009 Royals Caravan and FanFest.

Davies' Career Statistics

Year	Club	W-L	ERA	G	GS	CG	SHO	SV	IP	H	R	ER	HR	HB	BB	SO	WP	BK
2001	Gulf Coast Braves	4-2	2.25	12	9	1	1	0	56.0	47	17	14	2	1	8	53	2	0
	Macon	1-0	0.00	1	1	0	0	0	5.2	2	0	0	0	0	1	7	0	0
2002	Macon	0-1	6.00	2	1	0	0	0	6.0	6	4	4	1	1	4	4	0	0
	Danville	5-3	3.50	14	14	0	0	0	69.1	73	39	27	2	2	23	62	1	0
2003	Rome	8-8	2.89	27	27	1	0	0	146.1	128	52	47	9	6	53	148	7	0
2004	Myrtle Beach	9-2	2.63	14	14	0	0	0	75.1	55	24	22	3	4	32	95	7	0
	Greenville	4-0	2.32	11	10	0	0	0	62.0	40	18	16	9	2	22	73	3	0
	Richmond	0-1	9.00	1	1	0	0	0	5.0	5	5	5	0	0	3	5	0	0
2005	Richmond	5-2	3.44	13	13	0	0	0	73.1	66	28	28	6	0	34	62	7	0
	ATLANTA	7-6	4.93	21	14	0	0	0	87.2	98	51	48	8	1	49	62	4	0
2006	ATLANTA	3-7	8.38	14	14	1	0	0	63.1	90	60	59	14	3	33	51	3	0
	@Mississippi	1-1	4.50	4	4	0	0	0	14.0	11	8	7	1	0	5	9	1	0
	@Richmond	2-0	0.60	2	2	0	0	0	15.0	7	1	1	0	0	3	8	0	0
2007	ATLANTA	4-8	5.76	17	17	0	0	0	86.0	92	61	55	12	2	44	59	1	1
	Richmond	0-1	4.50	2	2	0	0	0	10.0	11	5	5	1	0	6	12	1	0
	KANSAS CITY	3-7	6.66	11	11	0	0	0	50.0	63	41	37	10	3	26	40	7	0
2008	Omaha	6-2	2.03	11	11	0	0	0	57.2	47	22	13	4	1	21	38	4	0
	KANSAS CITY	9-7	4.06	21	21	0	0	0	113.0	121	57	51	10	2	43	71	8	1
Minor League Totals		45-23	2.86	114	109	2	1	0	595.2	498	223	189	38	17	215	576	33	0
A.L. Totals		12-14	4.86	32	32	0	0	0	163.0	184	98	88	20	5	69	111	15	1
N.L. Totals		14-21	6.15	52	45	1	0	0	237.0	280	172	162	34	6	126	172	8	1
Major League Totals		26-35	5.63	84	77	1	0	0	400.0	464	270	250	54	11	195	283	23	2

@ - Minor League injury rehab

Davies' Career Transactions

- 2001 Selected by the Atlanta Braves in the 4th round of the June Free Agent Draft...signed by Rob English
- 2006 Placed on 15-day D.L. (torn right groin), May 16
Transferred to 60-day D.L., May 20...reinstated on September 1
- 2007 Acquired by the Kansas City Royals in exchange for RHP Octavio Dotel, July 31

Davies' Career Fielding

POSITION	PCT.	G	PO	A	E	TC	DP
Pitcher	.939	84	22	40	4	66	3

ROYALS
REVIEW
HISTORY
RECORDS
OPPONENTS
SCOUTING/PLAYER DEV.
MEDIA & MISC.



KYLE DAVIES (CONT.)

Davies' M.L. Batting Totals

	AVG.	AB	H	HR	RBI
M.L. Totals	.136	66	9	2	9

Davies' Single Game Bests

STRIKEOUTS (STARTER)		INNINGS PITCHED (STARTER)		COMPLETE GAMES	
8 (9x)	7/30/05 vs. PIT 4/8/07 vs. NYM 9/15/08 vs. SEA 9/26/08 @ MIN	9.0	4/18/06 @ NYM (CG) 8.0 5/22/07 vs. NYM 9/15/08 vs. SEA	April 18, 2006 @ NYM	
7 (4x)	8/4/05 @ CIN 4/24/06 @ MIL 8/14/07 @ TEX 8/14/08 @ CWS	7.2	6/4/05 @ PIT 7.0 (6x) 4/24/06 @ MIL 5/11/07 @ PIT 6/1/07 @ CHI 6/17/08 @ STL 7/13/08 vs. SEA 9/20/08 vs. CWS	3 May 31-June 17, 2008 Sept. 15-26, 2008	

ROYALS MONTH-BY-MONTH RECORDS

	1969	1970	1971	1972	1973	1974	1975	1976	1977	1978
April	9-10	7-12	11-11	6-8	13-8	8-11	11-9	5-7	11-8	14-5
May	12-15	12-15	12-11	7-16	14-15	17-11	16-11	20-10	10-15	11-14
June	10-18	7-19	15-12	18-9	15-15	12-14	14-14	19-10	17-12	13-17
July	11-18	12-19	14-16	15-16	18-10	14-14	15-14	17-12	18-8	20-8
Aug.	10-17	13-16	18-12	14-14	14-12	18-13	16-12	17-14	20-11	13-16
Sept.	15-15	14-15	15-14	15-13	14-14	8-20	19-11	12-16	25-5	20-10
Oct.	2-0	0-1	-	1-2	-	0-2	-	0-3	1-1	1-0
Totals	69-93	65-97	85-76	76-78	88-74	77-85	91-71	90-72	102-60	92-70

	1979	1980	1981	1982	1983	1984	1985	1986	1987	1988
April	11-10	10-8	3-10	11-8	10-7	8-11	11-8	9-10	9-10	12-10
May	17-11	17-10	12-15	14-13	11-13	12-15	14-13	14-14	18-9	11-17
June	14-14	17-12	5-5	16-11	14-14	13-14	12-14	14-15	12-16	17-10
July	10-17	18-9	-	15-12	13-15	17-15	17-10	9-17	10-18	12-15
Aug.	19-11	23-7	10-11	21-11	16-18	17-12	15-12	14-14	16-13	18-10
Sept.	14-14	8-18	18-10	11-16	13-15	17-11	18-12	13-15	15-13	14-13
Oct.	-	4-1	2-2	2-1	2-1	-	4-2	3-1	3-0	0-2
Totals	85-77	97-65	50-53	90-72	79-83	84-78	91-71	76-86	83-79	84-77

	1989	1990	1991	1992	1993	1994	1995	1996	1997	1998
March	-	-	-	-	-	-	-	-	-	1-0
April	16-8	6-12	8-11	3-17	9-14	9-11	2-2	9-18	11-12	11-15
May	14-13	14-14	13-14	14-14	16-9	16-13	14-13	15-12	12-16	9-17
June	14-12	11-16	12-15	15-12	13-15	15-13	15-10	10-17	13-13	15-13
July	13-14	17-12	16-10	13-14	16-12	18-10	10-18	14-13	8-19	12-15
Aug.	21-8	17-12	18-11	14-14	15-14	6-4	17-13	14-15	11-18	16-13
Sept.	14-14	10-18	14-15	12-16	13-13	-	12-17	13-11	12-16	8-16
Oct.	0-1	0-2	1-4	1-3	2-1	-	0-1	-	-	-
Totals	92-70	75-86	82-80	72-90	84-78	64-51	70-74	75-86	67-94	72-89

	1999	2000	2001	2002	2003	2004	2005	2006	2007	2008
March	-	-	-	-	1-0	-	-	-	-	1-0
April	9-11	12-13	10-15	8-16	16-7	7-14	6-18	5-17	8-18	11-15
May	14-15	14-12	10-18	13-14	10-19	10-17	8-19	8-21	11-17	10-19
June	9-18	11-15	13-13	10-17	15-12	12-15	12-14	12-14	15-12	16-11
July	11-16	10-17	9-18	13-16	15-11	7-20	12-16	11-16	13-12	12-14
Aug.	8-21	15-14	12-17	11-18	13-15	10-19	5-21	12-18	13-15	7-20
Sept.	12-15	14-14	7-14	7-19	13-15	11-17	12-17	12-14	9-18	18-8
Oct.	1-1	1-0	4-2	-	-	1-2	1-1	1-0	-	-
Totals	64-97	77-85	65-97	62-100	83-79	58-104	56-106	62-100	69-93	75-87

Totals

March	3-0
April	365-445
May	516-569
June	532-542
July	525-556
Aug.	577-556
Sept.	521-557
Oct.	38-37
Totals	3078-31263

Bold- denotes most wins in a month



Davies' 2008 and Career Breakdown

		2008						Career						
vs.	W-L	S	ERA	G	IP	H	ER	W-L	S	ERA	G	IP	H	ER
vs. American League	0-0	0	15.75	1	4.0	8	7	1-0	0	10.80	2	10.0	16	12
Baltimore	-	-	-	-	-	-	-	1-0	0	0.00	1	5.0	4	0
Boston	-	-	-	-	-	-	-	2-2	0	5.60	5	27.1	33	17
Chicago	2-1	0	4.30	4	23.0	26	11	1-3	0	9.00	4	16.0	24	16
Cleveland	1-0	0	1.80	1	5.0	5	1	1-4	0	4.44	5	26.1	29	13
Detroit	0-3	0	4.91	3	14.2	17	8	3-4	0	4.46	7	34.1	32	17
Minnesota	1-2	0	5.14	3	14.0	15	8	1-0	0	5.59	2	9.2	13	6
New York	1-0	0	1.35	1	6.2	7	1	1-1	0	4.02	3	15.2	17	7
Oakland	1-0	0	1.80	1	5.0	3	1	1-0	0	1.80	2	15.0	10	3
Seattle	1-0	0	1.80	2	15.0	10	3	1-0	0	1.80	1	5.0	6	1
Tampa Bay	1-0	0	1.80	1	5.0	6	1	0-3	0	5.89	4	18.1	25	12
Texas	0-0	0	1.50	1	6.0	6	1							
vs. National League	W-L	S	ERA	G	IP	H	ER	W-L	S	ERA	G	IP	H	ER
vs. Arizona	-	-	-	-	-	-	-	0-0	0	9.00	1	3.0	5	3
Chicago	-	-	-	-	-	-	-	2-0	0	2.37	3	19.0	16	5
Cincinnati	-	-	-	-	-	-	-	1-1	0	9.00	3	10.0	15	10
Colorado	-	-	-	-	-	-	-	0-2	0	11.25	3	12.0	24	15
Florida	-	-	-	-	-	-	-	0-4	0	9.53	7	22.2	36	24
Los Angeles	-	-	-	-	-	-	-	0-0	0	9.35	2	8.2	12	9
Milwaukee	-	-	-	-	-	-	-	0-2	0	5.25	2	12.0	9	7
New York	-	-	-	-	-	-	-	4-2	0	3.75	9	50.1	46	21
Philadelphia	-	-	-	-	-	-	-	0-4	0	16.95	5	14.1	31	27
Pittsburgh	-	-	-	-	-	-	-	2-0	0	1.74	3	20.2	15	4
St. Louis	1-1	0	2.70	2	13.1	12	4	1-1	0	2.70	2	13.1	12	4
San Diego	-	-	-	-	-	-	-	1-0	0	1.50	1	6.0	4	1
San Francisco	0-0	0	33.75	1	1.1	6	5	0-0	0	11.37	2	6.1	11	8
Washington	-	-	-	-	-	-	-	2-2	0	3.79	5	19.0	19	8
Monthly	W-L	S	ERA	G	IP	H	ER	W-L	S	ERA	G	IP	H	ER
March/April	-	-	-	-	-	-	-	2-3	0	5.51	9	50.2	46	31
May	1-0	0	1.80	1	5.0	5	1	5-4	0	4.55	12	63.1	77	32
June	2-1	0	3.62	5	27.1	31	11	4-6	0	5.15	16	85.2	102	49
July	1-1	0	5.61	5	25.2	34	16	4-3	0	5.44	11	51.1	57	31
August	1-4	0	5.79	5	23.1	29	15	4-7	0	6.29	13	58.2	73	41
September/October	4-1	0	2.27	5	31.2	22	8	7-12	0	6.58	23	90.1	109	66
Situational Pitching	W-L	S	ERA	G	IP	H	ER	W-L	S	ERA	G	IP	H	ER
Home	6-4	0	3.89	14	74.0	72	32	14-17	0	5.48	44	205.1	218	125
Road	3-3	0	4.38	7	39.0	49	19	12-18	0	5.78	40	194.2	246	125
Before ASG	3-1	0	4.59	9	49.0	59	25	13-14	0	5.15	44	236.0	267	135
After ASG	6-6	0	3.66	12	64.0	62	26	13-21	0	6.31	40	164.0	197	115
Starter	9-7	0	4.06	21	113.0	121	51	25-33	0	5.52	77	388.0	448	238
Reliever	-	-	-	-	-	-	-	1-2	0	9.00	7	12.0	16	12

Davies' Career by Ballpark

Ballpark	W-L	S	ERA	G	IP	ER	Ballpark	W-L	S	ERA	G	IP	ER
Camden Yards	0-0	0	15.75	1	4.0	7	Turner Field	7-9	0	5.99	25	109.2	73
Fenway Park	1-0	0	0.00	1	5.0	0	Wrigley Field	1-0	0	1.29	1	7.0	1
U.S. Cellular Field	0-1	0	5.40	1	5.0	3	Great American	1-0	0	7.20	2	10.0	8
Progressive Field	0-1	0	5.06	1	5.1	3	Coors Field	0-1	0	18.47	2	6.1	13
Cómerica Park	1-1	0	4.50	2	10.0	5	Dolphin Stadium	0-3	0	8.59	4	14.2	14
Kauffman Stadium	7-8	0	4.89	19	95.2	52	Dodger Stadium	0-0	0	22.50	1	2.0	5
Metrodome	2-2	0	5.31	4	20.1	12	Miller Park	0-1	0	3.86	1	7.0	3
Old Yankee Stadium	1-0	0	5.59	2	9.2	6	Shea Stadium	1-1	0	4.95	3	20.0	11
Oakland Coliseum	0-1	0	3.60	1	5.0	2	Citizens Bank Park	0-1	0	27.00	1	2.1	7
Rangers Ballpark	0-3	0	8.03	3	12.1	11	PNC Park	1-0	0	0.61	2	14.2	1
							Busch Stadium	1-0	0	1.29	1	7.0	1
							PETCO Park	1-0	0	1.50	1	6.0	1
							AT&T Park	0-0	0	5.40	1	5.0	3
							RFK Stadium	1-2	0	4.50	4	16.0	8

ROYALS

REVIEW

HISTORY

RECORDS

OPPONENTS

SCOUTING/PLAYER DEV.

MEDIA & MISC.



9 DAVID DEJESUS

OF

HEIGHT: 6-0 WEIGHT: 190 BATS/THROWS: L/L
OPENING DAY AGE: 29 (Turns 30 on December 20)
BORN: December 20, 1979 (Brooklyn, NY) RESIDES: Leawood, KS
M.J. SERVICE: 4 years, 146 days SIGNED THRU: 2010
ACQUIRED: Selected in the 4th round of the 2000 Draft

2008

- ▶ Had a career year in the Royals outfield, setting personal bests in average, hits, home runs, RBI, stolen bases, on-base pct. and slugging pct.
- ▶ Led all of baseball by hitting .419 (44-for-105) with runners in scoring position, finishing second only to Hall of Famer George Brett's .469 mark in 1980 in Royals history...the .419 mark was the seventh-highest in baseball since the 2000 season...also set a KC record for best average with RISP (.460) at All-Star break, besting Mike Sweeney who hit .438 in 2000.
- ▶ Finished fourth in the Majors and second in the A.L. hitting .359 (65-for-181) with runners on base.
- ▶ Finished tied for sixth in the A.L. with 7 triples...has entered the Royals all-time top 10 with 33 triples.
- ▶ Was hit by a pitch 5 times and now is fourth on the Royals all-time list with 59.
- ▶ Sprained his left ankle after one at bat in the season opener on March 31 in Detroit and missed 11 games, returning on April 14 in Seattle.
- ▶ Batted .359 (52-for-145) over a 37-game span from May 27-July 7...the average was fifth-best in baseball.
- ▶ Set a single-season career high with a 16-game hitting streak from June 14 - July 4...hit .406 (26-for-64) with 5 doubles, 4 home runs and 16 RBI.
- ▶ Had an afternoon to remember on June 15 at Arizona, going 3-for-5 with an RBI double and first career grand slam...he drove in a career-high 5 runs.
- ▶ Recorded a 2-run walk-off home run with 2 outs in the ninth on July 12 vs. Seattle, giving KC a 5-4 win...the walk-off was his first career and the first for the Royals since April 19, 2005 when Alberto Castillo went deep off the Indians.
- ▶ Hit .388 (33-for-85) in September, the ninth-highest mark in the Majors and fifth-best in the A.L.
- ▶ Posted a 14-game hitting streak from September 11-23...hit .415 (22-for-53) during the hitting streak.
- ▶ His inside-the-park homer September 20 vs. Chicago was the second of his career (8/14/05 vs. Detroit-Gm. 1).
- ▶ Equaled his career high with 4 hits on September 22 at Detroit...it was his seventh career 4-hit game, all coming on the road with 3 at Comerica Park.

2007

- ▶ Set a Royals single-season record with 23 hit by pitches, breaking the previous mark of 18 by Mike Macfarlane in 1994 and tied by Angel Berroa in 2003...led the A.L. and was second in the Majors to the Phillies' Chase Utley (25).
- ▶ Was hit by a pitch just 3 times through his first 62 games and 20 times in his final 95 games.
- ▶ Became the first Royals player to top the century mark in runs scored since Carlos Beltran in 2003 (102).
- ▶ His 9 triples were tied for third in the American League.
- ▶ Had a great start to the season, named the Royals Player of the Month for April hitting .308 (33-for-107).
- ▶ Ranked in the American League top 3 in April in hits (33, 1-3rd) and runs (22, 1-3rd), while tied for the most at bats (107).
- ▶ Posted his sixth career 4-hit game on May 13 at Chicago...had 2 doubles, driving in a pair and scoring 3.
- ▶ Hit .342 (26-for-76) in Interleague play.
- ▶ Recorded his 100th career double on July 2 vs. Seattle.
- ▶ Posted 100 hits at the All-Star break for the first time in his career.
- ▶ Recorded a team season-high 13-game hitting streak from July 22-August 4...hit .400 (20-for-50) with 11 RBI.

2006

- ▶ Was hit by pitch 12 times, tied for sixth in the American League.
- ▶ His 7 triples were tied for the team-high (also Mark Teahen) and tied for seventh in the American League.
- ▶ Suffered a strained left hamstring on April 18...was placed on the 15-day D.L. on April 19...returned May 29 after missing 33 games.
- ▶ Caught fire after returning from the D.L., including hitting a leadoff homer on May 30 at Oakland...it was the Royals first leadoff home run since September 25, 2005 vs. Cleveland.



- ▶ Was impressive in June, his first full month, hitting .327 (32-98)...earned Royals Player of the Month honors.
- ▶ Reached base safely in 19 consecutive games from July 26-August 13...hit safely in 14 of those games, posting a .308 average (24-78).
- ▶ Ranked fifth among all Major Leaguers with a .436 average (24-55) during Interleague play.
- ▶ Posted 7 straight multi-hit games from June 28-July 4, batting .531 (17-32).

2005

- ▶ Spent the entire season at the Major League level for the first time in his career.
- ▶ Ranked fourth among Major League center fielders (min. 100 games) in average (.293), trailing only Johnny Damon, BOS (.316), Brady Clark, MIL (.306) and Ken Griffey Jr., CIN (.301)...also ranked fifth in on-base percentage (.359).
- ▶ Finished with just 4 errors in 306 chances for a .987 fielding percentage, the highest by a Royals centerfielder since Carlos Beltran's .988 percentage in 2001...was the third-best mark in the past 10 years (also Johnny Damon, .994 in 1998).
- ▶ Led the Royals in hits (92) and triples (6) and tied for the team lead with 134 total bases at the All-Star break.
- ▶ Hit safely in his 1st 4 games of 2005 and had a 19-game hitting streak dating back to 2004...the streak was tied for the seventh-longest in franchise history.
- ▶ Hit his second leadoff homer of the season and fourth of his career on July 16 at Detroit off Jason Johnson...hit another leadoff homer on July 18 at Cleveland.
- ▶ Named American League Co-Player of the Week with the Yankees' Gary Sheffield for the week of July 14-17.
- ▶ Hit .300 (21-70) against National League opponents.
- ▶ Suffered a strained right shoulder on a diving catch at New York on August 28 and made only 1 appearance in the team's final 30 games, pinch-running vs. Detroit on September 21.

2004

- ▶ Enjoyed a solid rookie campaign and was named the Les Milgram Royals Player of the Year by the Kansas City chapter of the Baseball Writers of America...joined Bob Hamelin (1994) as just the second rookie in club history to win Player of the Year honors.
- ▶ Recalled from Omaha (AAA) for the first time on April 24 after OF Rich Thompson was designated for assignment.
- ▶ Was optioned to Omaha on May 11...went 1-for-23 in his 1st 11 games for KC...was recalled from Omaha on June 25 following the Carlos Beltran trade.
- ▶ Hit his first career homer with a leadoff shot off Brad Radke vs. Minnesota on July 16...it was KC's first leadoff HR of the season.
- ▶ Recorded a pair of 15-game hitting streaks, matching the longest by a Royal in 2004 (also Ken Harvey, May 22-June 6)...his first 15-game streak came from July 30-August 16 and established a club rookie record...he batted .418 (23-55) during the streak to raise his average from .205 to .269...Mark Quinn held the previous rookie record with a 13-game hitting streak from July 23-August 5, 2000.
- ▶ Scored 4 runs in the first game of a doubleheader at Detroit on September 9...teamed with Joe Randa (6) to tie an A.L. record for most runs scored in a game by two players (10)...Randa and Angel Berroa also combined for 10 runs in the game.

2003

- ▶ Finished second among all Royals minor leaguers with a career-high .308 combined average with Omaha and Wichita in 2003.
- ▶ Was a September call-up and appeared in 12 games.
- ▶ Made his big league debut as a defensive replacement (8th inning) in center field at Texas on September 2.
- ▶ Collected his first Major League hit with a triple off of Bartolo Colon vs. Chicago on September 27.

Minor League Notes

- ▶ Was named 2002 Royals Minor League Player of the Year...also selected to the Carolina League All-Star team.
- ▶ Was selected in the 4th round of the 2000 June Free Agent Draft...signed by Keith Hughes.

Miscellaneous Notes

- ▶ Full name is David Christopher DeJesus...graduated from Manalapan (N.J.) High in 1997.
- ▶ Selected by the New York Mets in the 43rd round of the 1997 draft, but did not sign.
- ▶ Attended Rutgers University...did not play in 2000 or 2001 after signing in August due to an elbow injury suffered while playing at Rutgers.



DAVID DEJESUS (CONT.)

- ▶ Participated in the 2005, 2007 and 2008 Royals Caravan and 2008 and 2009 Royals FanFest...brother, Michael, was a 15th-round draft pick by the Cincinnati Reds in 2005 and currently plays 2nd base in the Reds system.
- ▶ Was one of 30 nominees for the MLB Players Alumni Association 2008 Heart and Hustle Award.

DeJesus' Career Statistics

Year	Club	AVG	G	AB	R	H	2B	3B	HR	RBI	SH	SF	HP	BB	SO	SB	CS	E	
(Injured - Did Not Play)																			
2001																			
2002	Wilmington	.296	87	334	69	99	22	6	4	41	10	5	13	48	42	15	6	1	
	Wichita	.253	25	79	7	20	5	2	2	15	1	3	5	8	10	3	1	1	
2003	Wichita	.338	17	71	14	24	4	0	2	10	0	1	2	9	8	1	3	1	
	Omaha	.298	59	215	49	64	16	3	5	23	5	2	9	34	30	8	4	0	
	KANSAS CITY	.286	12	7	0	2	0	1	0	0	1	0	1	1	2	0	0	0	
2004	Omaha	.315	50	197	38	62	14	4	6	16	1	0	7	21	30	7	6	1	
	KANSAS CITY	.287	96	363	58	104	15	3	7	39	8	0	9	33	53	8	11	4	
2005	KANSAS CITY	.293	122	461	69	135	31	6	9	56	5	6	9	42	76	5	5	4	
2006	KANSAS CITY	.295	119	491	83	145	36	7	8	56	2	4	12	43	70	6	3	3	
	@Omaha	.385	3	13	0	5	0	0	0	2	0	0	0	0	2	0	0	0	
2007	KANSAS CITY	.260	157	605	101	157	29	9	7	58	7	4	23	64	83	10	4	4	
2008	KANSAS CITY	.307	135	518	70	159	25	7	12	73	4	4	5	46	71	11	8	1	
Minor League Totals		.301	241	909	177	274	61	15	19	107	17	11	36	120	122	34	20	4	
Major League Totals		.287	641	2445	381	702	136	33	43	282	27	18	59	229	355	40	31	16	

@ - Minor League injury rehab

Career Grand Slams (1):	TEAM	DATE	OPPONENT	PITCHER
	KANSAS CITY	June 15, 2008	at Arizona	M. Owings

DeJesus' Career Transactions

- 2000 Selected by the Kansas City Royals in the 4th round of the June Free Agent Draft...signed by Keith Hughes
 2006 Placed on 15-day D.L. (strained left hamstring), April 19...reinstated on May 29

DeJesus' Career Fielding

POSITION	PCT.	G	PO	A	E	TC	DP
Outfield	.990	630	1552	30	16	1598	5

DeJesus' Single Game Bests

HITS
 4 (x7) 8/25/04 @ LAA
 6/29/05 @ MIN
 7/1/06 @ STL
 7/16/06 @ DET
 4/17/07 @ DET
 5/13/07 @ CWS
 9/22/08 @ DET

RBI
 5 6/15/08 @ ARI
 4 6/8/06 vs. TEX
 3 (x20) 8/27/04 @ SEA
 9/9/04 @ DET
 9/17/04 @ CLE
 9/22/04 @ TB
 5/21/05 vs. STL
 6/10/05 @ ARI
 7/5/05 vs. SEA
 7/9/05 vs. MIN
 7/7/06 vs. TOR
 7/14/06 @ DET
 7/17/06 @ BOS
 7/21/06 vs. LAA
 6/14/07 vs. STL
 7/29/07 vs. TEX
 8/4/07 @ NYY
 9/12/07 vs. MIN
 4/25/08 vs. TOR
 4/30/08 @ TEX
 5/7/08 vs. LAA
 7/20/08 @ CWS

STOLEN BASES
 2 9/3/07 @ TEX

HITTING STREAKS
 16 June 14-July 4, 2008
 15 July 30-Aug. 15, 2004
 Sept. 19-Oct. 3, 2004
 14 Sept. 11-23, 2008
 13 July 7-22, 2005
 July 22-Aug. 4, 2007
 12 May 27-June 8, 2008
 11 June 23-July 4, 2006
 June 23-July 4, 2007



DeJesus' 2008 and Career Breakdown

2008						Career				
	AVG	AB	H	HR	RBI	AVG	AB	H	HR	RBI
vs. American League										
vs. Baltimore	.360	25	9	1	2	.198	106	21	1	7
Boston	.316	19	6	0	1	.212	99	21	2	11
Chicago	.266	64	17	1	10	.267	292	78	3	30
Cleveland	.352	71	25	2	11	.295	275	81	4	28
Detroit	.255	51	13	0	2	.322	239	77	4	31
Los Angeles	.267	15	4	1	4	.341	135	46	3	15
Minnesota	.273	33	9	0	4	.295	244	72	9	32
New York	.308	26	8	1	2	.252	111	28	2	9
Oakland	.360	25	9	0	0	.239	117	28	1	2
Seattle	.343	35	12	2	9	.287	171	49	4	25
Tampa Bay	.267	30	8	0	3	.246	138	34	2	15
Texas	.343	35	12	1	5	.336	131	44	2	20
Toronto	.192	26	5	0	6	.243	103	25	1	15
vs. National League										
vs. Arizona	.455	11	5	2	6	.385	26	10	2	10
Cincinnati	-	-	-	-	-	.417	12	5	1	1
Colorado	.504	11	4	0	2	.289	38	11	0	2
Florida	.100	10	1	0	0	.292	24	7	0	2
Houston	-	-	-	-	-	.389	18	7	0	1
Los Angeles	-	-	-	-	-	.333	12	4	1	2
Milwaukee	-	-	-	-	-	.423	26	11	0	2
Philadelphia	-	-	-	-	-	.500	12	6	0	3
Pittsburgh	-	-	-	-	-	.200	5	1	0	2
St. Louis	.381	21	8	1	4	.345	84	29	1	13
San Diego	-	-	-	-	-	.000	5	0	0	0
San Francisco	.400	10	4	0	2	.318	22	7	0	4
Monthly										
March/April	.333	45	15	2	12	.284	278	79	8	32
May	.272	114	31	2	10	.240	338	81	3	22
June	.361	97	35	4	19	.325	428	139	8	61
July	.260	100	26	2	14	.291	516	150	9	72
August	.247	77	19	0	5	.283	473	134	7	45
September/October	.388	85	33	2	13	.289	412	119	8	50
Situational Hitting										
Home	.303	264	80	6	37	.293	1190	349	21	147
Road	.311	254	79	6	36	.281	1255	353	22	135
Day	.310	145	45	2	22	.282	712	201	9	83
Night	.306	373	114	10	51	.289	1733	501	34	199
Natural Grass	.316	475	150	12	68	.288	2203	635	36	253
Artificial Turf	.209	43	9	0	5	.277	242	67	7	29
Before ASG	.306	310	95	10	51	.288	1224	353	24	144
After ASG	.308	208	64	2	22	.286	1221	349	19	138
vs. LHP	.302	202	61	1	24	.272	756	206	8	75
vs. RHP	.310	316	98	11	49	.294	1689	496	35	207
with RISP	.419	105	44	2	60	.317	470	149	4	221
Bases Loaded	.556	9	5	1	13	.429	42	18	1	48
Pinch Hitter	-	-	-	-	-	.000	4	0	0	0
Designated Hitter	.500	4	2	0	0	.500	4	2	0	0

DeJesus' Career by Ballpark

Ballpark	AVG	AB	H	HR	RBI	Ballpark	AVG	AB	H	HR	RBI
Camden Yards	.209	43	9	1	4	Chase Field	.400	25	10	2	10
Fenway Park	.186	70	13	0	5	Great American	.417	12	5	1	1
U.S. Cellular Field	.250	148	37	1	16	Coors Field	.259	27	7	0	0
Progressive Field	.253	150	38	1	13	Dolphin Stadium	.100	10	1	0	0
Comerica Park	.354	144	51	2	25	Minute Maid Park	.375	8	3	0	0
Kauffman Stadium	.293	1190	349	21	147	Miller Park	.417	12	5	0	0
Angel Stadium	.333	63	21	1	6	Busch Stadium	.439	41	18	1	5
Metrodome	.257	113	29	4	13	PETCO Park	.000	5	0	0	0
Old Yankee Stadium	.255	55	14	2	6	AT&T Park	.250	12	3	0	2
Oakland Coliseum	.234	64	15	1	1						
Safeco Field	.288	66	19	1	6						
Tropicana Field	.276	76	21	2	11						
Rangers Ballpark	.293	58	17	1	6						
Rogers Centre	.321	53	17	1	5						

ROYALS

REVIEW

HISTORY

RECORDS

OPPONENTS

SCOUTING/PLAYER DEV.

MEDIA & MISC.

**40****KYLE FARNSWORTH****RHP****HEIGHT:** 6-4**WEIGHT:** 233**BATS/THROWS:** R/R**OPENING DAY AGE:** 32 (Turns 33 on April 14)**BORN:** April 14, 1976 (Wichita, KS)**RESIDES:** Celebration, FL**M.L. SERVICE:** 9 years, 100 days**SIGNED YEAR:** 2010**ACQUIRED:** Signed as a Major League free agent, December 15**2008**

- ▶ Split his season between the Yankees and the Tigers, wrapping up a three-year contract he signed with New York on December 2, 2005.
- ▶ Struck out 61 batters in a combined 60.1 innings...recorded more strikeouts than innings pitched in a season for the sixth time in his career (2001, 2003-06, 2008).
- ▶ Acquired on July 30 by the Detroit Tigers for future Hall of Fame catcher Ivan Rodriguez.
- ▶ At his best after at least one day off between outings...combined to post a 3.99 ERA in appearances after a day of rest, but recorded a 6.75 ERA when pitching on back-to-back days.
- ▶ Recorded 11 straight scoreless appearances, covering 9.1 innings, from June 27-July 25, fanning 10.
- ▶ Allowed 15 home runs, a career high for any season in which he's pitched exclusively out of the bullpen...the 15 homers were tied for the most allowed in the Majors among relievers (Joel Peralta-KC, Justin Speier-LAA).

Career Notes

- ▶ Has made at least 60 appearances in 6 straight seasons...his 418 relief appearances and 441 strikeouts as a reliever since the beginning of the 2003 season are the seventh-most in baseball.
- ▶ Is 15th among all active relievers with 652 career strikeouts...also has recorded 86 strikeouts in 26 starts as a big leaguer.
- ▶ Is fifth in baseball with 134 holds since the beginning of the 2001 season.
- ▶ Has held hitters to a .251 average over his career, including a .248 mark by right-handed hitters.
- ▶ Has made 13 appearances in the postseason with the Cubs (2003), Braves (2005) and Yankees (2006-2007)...has recorded 16 strikeouts in 14.0 career postseason innings.
- ▶ Made his 500th career appearance on May 6, 2006.
- ▶ Split the 2005 season between Detroit and Atlanta...served a 5-game suspension after a benches-clearing brawl vs. Kansas City on July 17...traded to Atlanta on July 31 in exchange for Roman Colon and Zach Miner...over his final 58 appearances of the season, recorded a 1.62 ERA (55.2 IP, 10 ER).
- ▶ In his final season with the Cubs (2004), ranked seventh among NL relievers with 10.53 strikeouts per nine innings and ninth with 78 strikeouts.
- ▶ Tied for ninth in the NL with 77 appearances in 2003...ranked sixth among NL relievers with 10.8 strikeouts per nine innings...made 8 appearances in the postseason with the Cubs.
- ▶ Spent his first full season in the Majors in 2001 and ranked third among all NL relievers with 107 strikeouts and was fourth with 11.74 strikeouts per nine innings...became the first Cubs reliever to fan over 100 since 1991...spent the entire season in the bullpen after primarily working as a starter his entire pro career.
- ▶ Began the 2000 season with the Cubs as the No. 2 starter and made the start in Chicago's second game against the Mets on March 30 in Tokyo.
- ▶ Picked up his first career save on July 29, 2000 vs. San Francisco.
- ▶ Saw his first Major League action in 1999 for the Cubs...earned first win in his debut at Florida, limiting the Marlins to 2 runs through 6.0 innings.
- ▶ Picked up his first and only career shutout on August 29, 1999 at Los Angeles (NL)...limited the Dodgers to 2 hits.
- ▶ Combined for 13 wins between West Tennessee (AA) and Iowa (AAA) in 1998, tied for the third-most wins among all Cubs minor leaguers.
- ▶ Picked up 10 wins with Daytona (A) in 1997, tied for second among Cubs minor leaguers.

Miscellaneous Notes

- ▶ Kyle Lynn Farnsworth is married to Shayla...three children, Stone, Hunter and Taylor...born in Wichita, Kan., he now resides in Celebration, Fla...enjoys hunting in the off season on his 2,500-acre plot in Georgia.
- ▶ Graduated from Milton High (Alpharetta, Ga.)...attended Abraham Baldwin Agricultural College in Tifton, Ga.



Farnsworth's Career Statistics																		
Year	Club	W-L	ERA	G	GS	CG	SHO	SV	IP	H	R	ER	HR	HB	BB	SO	WP	BK
1995	Gulf Coast	3-2	0.87	16	0	0	0	1	31.0	22	8	3	0	1	11	18	1	1
1996	Rockford	9-6	3.70	20	20	1	0	0	112.0	122	62	46	7	9	35	82	8	1
1997	Daytona	10-10	4.09	27	27	2	0	0	156.1	178	91	71	13	6	47	105	5	1
1998	West Tennessee	8-2	2.77	13	13	0	0	0	81.1	70	32	25	6	1	21	73	2	2
	Iowa	5-9	6.93	18	18	0	0	0	102.2	129	88	79	18	2	36	79	4	1
1999	Iowa	2-2	3.20	6	6	0	0	0	39.1	38	16	14	5	0	9	29	1	0
	CHICAGO-NL	5-9	5.05	27	21	1	1	0	130.0	140	80	73	28	3	32	70	7	1
2000	CHICAGO-NL	2-9	6.43	46	5	0	0	1	77.0	90	58	55	14	4	50	74	3	0
	Iowa	0-2	3.20	22	0	0	0	9	25.1	24	10	9	1	0	18	22	4	1
2001	CHICAGO-NL	4-6	2.74	76	0	0	0	2	82.0	65	26	25	8	1	29	107	2	2
2002	CHICAGO-NL	4-6	7.33	45	0	0	0	1	46.2	53	47	38	9	1	24	46	1	0
	Iowa	0-1	6.00	2	0	0	0	0	3.0	3	2	2	1	0	0	2	0	0
2003	CHICAGO-NL	3-2	3.30	77	0	0	0	0	76.1	53	31	28	6	0	36	92	6	0
2004	CHICAGO-NL	4-5	4.73	72	0	0	0	0	66.2	67	39	35	10	2	33	78	1	0
2005	DETROIT	1-1	2.32	46	0	0	0	6	42.2	29	12	11	1	1	20	55	2	0
	ATLANTA	0-0	1.98	26	0	0	0	10	27.1	15	6	6	4	2	7	32	1	1
2006	NEW YORK-AL	3-6	4.36	72	0	0	0	6	66.0	62	34	32	8	1	28	75	5	1
2007	NEW YORK-AL	2-1	4.80	64	0	0	0	0	60.0	60	35	32	9	2	27	48	4	2
2008	NEW YORK-AL	1-2	3.65	45	0	0	0	1	44.1	43	18	18	11	1	17	43	1	1
	DETROIT	1-1	6.75	16	0	0	0	0	16.0	27	14	12	4	0	5	18	0	0
Minor League Totals		37-34	4.07	124	84	3	0	10	551.0	586	309	249	51	19	177	410	25	7
A.L. Totals		8-11	4.13	243	0	0	0	13	229.0	221	113	105	33	5	97	239	12	4
N.L. Totals		22-37	4.62	369	26	1	1	14	506.0	483	287	260	79	13	231	499	21	4
Major League Totals		30-48	4.47	612	26	1	1	27	735.0	704	400	365	112	18	328	738	33	8

Farnsworth's Career Transactions

- 1994 Selected by the Chicago Cubs in the 47th round of the June Free Agent Draft...signed by Preston Douglas
- 2002 Placed on 15-day D.L. (right foot stress fracture), April 10...reinstated on June 4
- 2003 Placed on suspended list, June 26...reinstated from suspended list
- 2004 Placed on 15-day D.L. (right knee contusion)...reinstated on September 12
- 2005 Acquired by the Detroit Tigers with player to be named in exchange for OF, Bo Flowers, INF Scott Moore and RHP Roberto Novoa, February 9
- Acquired by the Atlanta Braves in exchange for RHP Roman Colon and RHP Zach Miner, July 31
- Placed on suspended list, August 9...reinstated on August 13
- Signed by the New York Yankees as a Major League free agent, December 2
- 2008 Acquired by the Detroit Tigers in exchange for C Ivan Rodriguez, July 30
- Signed by the Kansas City Royals as a Major League free agent, December 29

Farnsworth's Career Fielding

POSITION	PCT.	G	PO	A	E	TC	DP
Pitcher	.915	612	42	76	11	129	3

Farnsworth's M.L. Batting Totals

	AVG.	AB	H	HR	RBI
M.L. Totals	.074	54	4	0	3

Farnsworth's Division Series Totals

Year	Club vs. Opp.	W-L	ERA	G	GS	CG	SHO	SV	IP	H	R	ER	HR	HB	BB	SO
2003	ChC vs. Atl	0-0	0.00	3	0	0	0	0	2.2	1	0	0	0	0	1	2
2005	Atl vs. Hou	0-0	9.00	2	0	0	0	0	3.0	2	3	3	2	0	1	4
2006	NY Yankees vs. Det	0-0	0.00	2	0	0	0	0	2.0	1	0	0	0	0	1	1
2007	NY Yankees vs. Cle	0-0	0.00	1	0	0	0	0	1.0	1	0	0	0	0	0	2
Division Series Totals		0-0	3.12	8	0	0	0	0	8.2	5	3	3	2	0	3	9

Farnsworth's Championship Series Totals

Year	Club vs. Opp.	W-L	ERA	G	GS	CG	SHO	SV	IP	H	R	ER	HR	HB	BB	SO
2003	ChC vs. Fla	0-0	10.13	5	0	0	0	0	5.1	6	6	6	0	0	2	7

STRIKEOUTS (RELIEVER)

- 6 9/2/00 @ SF
- 4 (6x) 5/28/01 @ CIN
- 6/8/01 @ CWS
- 8/12/01 vs. SF
- 5/15/03 @ MIL
- 9/2/03 vs. STL
- 9/29/04 vs. CIN

STRIKEOUTS (STARTER)

- 7 9/24/99 vs. PIT
- 4/12/00 vs. ATL

Farnsworth's Single Game Bests

INNINGS PITCHED (RELIEVER)

- 6.0 7/17/99 vs. MIN
- 3.2 9/2/00 @ SF
- 3.0 (3x) 7/29/00 vs. SF
- 8/18/00 @ ARI
- 5/15/03 @ MIL

INNINGS PITCHED (STARTER)

- 9.0 8/29/99 @ LAD
- 7.0 (4x) 5/16/99 vs. ATL
- 8/6/99 vs. HOU
- 9/24/99 vs. PIT
- 4/12/00 vs. ATL

COMPLETE GAMES

- Aug. 29, 1999 @ LAD

WINNING STREAKS

- 4 June 15-Aug. 4, 2004
- 3 July 21-Aug. 30, 2001
- April 13-July 2, 2003

ROYALS

REVIEW

HISTORY

RECORDS

OPPONENTS

SCOUTING/PLAYER DEV.

MEDIA & MISC.



KYLE FARNSWORTH (CONT.)

Farnsworth's 2008 and Career Breakdown

vs.	2008							Career						
	W-L	S	ERA	G	IP	H	ER	W-L	S	ERA	G	IP	H	ER
vs. American League	0-0	0	4.15	4	4.1	5	2	1-0	3	4.50	20	20.0	23	10
Baltimore	0-0	0	2.08	6	4.1	4	1	0-2	2	3.80	23	21.1	20	9
Boston	0-0	0	9.82	4	3.2	6	4	1-0	0	8.10	27	26.2	30	24
Chicago	0-0	0	0.00	6	5.2	4	0	0-0	0	0.00	13	13.0	7	0
Cleveland	0-0	0	4.50	2	2.0	4	1	0-1	0	3.18	12	11.1	9	4
Detroit	0-1	0	4.50	3	4.0	5	2	1-2	2	4.76	17	17.0	14	9
Kansas City	1-0	0	0.00	1	1.2	3	0	1-0	0	3.09	13	11.2	10	4
Los Angeles	0-1	0	3.00	6	6.0	5	2	2-2	2	5.11	22	24.2	24	14
Minnesota	-	-	-	-	-	-	-	0-0	0	0.00	4	4.1	2	0
New York	0-0	0	0.00	3	3.0	2	0	1-1	1	2.31	13	11.2	12	3
Oakland	0-0	0	6.00	3	3.0	5	2	0-0	1	2.45	11	11.0	10	3
Seattle	0-0	0	4.91	7	7.1	6	4	1-0	0	1.80	30	30.0	20	6
Tampa Bay	0-1	0	23.14	3	2.1	8	6	0-2	0	7.62	15	13.0	17	11
Texas	1-0	0	1.69	5	5.1	5	1	1-1	1	2.89	20	18.2	18	6
Toronto	-	-	-	-	-	-	-	-	-	-	-	-	-	-
vs. National League	-	-	-	-	-	-	-	0-1	0	2.96	20	24.1	31	8
vs. Arizona	-	-	-	-	-	-	-	1-2	0	5.68	17	31.2	35	20
Atlanta	-	-	-	-	-	-	-	0-0	1	0.00	1	1.1	1	0
Chicago	0-0	0	13.50	1	0.2	2	1	1-5	2	4.13	38	48.0	46	22
Cincinnati	-	-	-	-	-	-	-	2-3	0	7.23	19	23.2	30	19
Colorado	-	-	-	-	-	-	-	2-1	3	4.50	20	38.0	40	19
Florida	0-0	1	0.00	2	2.0	0	0	3-4	2	4.77	48	60.1	48	32
Houston	-	-	-	-	-	-	-	2-2	0	2.80	18	35.1	24	11
Los Angeles	-	-	-	-	-	-	-	3-3	0	4.02	32	47.0	44	21
Milwaukee	0-0	0	9.00	3	3.0	3	3	0-3	3	3.72	23	36.1	27	15
New York	-	-	-	-	-	-	-	2-2	1	8.20	23	18.2	23	17
Philadelphia	-	-	-	-	-	-	-	4-1	0	2.76	25	32.2	25	10
Pittsburgh	-	-	-	-	-	-	-	1-6	0	7.07	37	42.0	45	33
St. Louis	0-0	0	4.50	2	2.0	3	1	0-1	0	6.29	22	24.1	27	17
San Diego	-	-	-	-	-	-	-	0-2	1	4.30	16	23.0	24	11
San Francisco	-	-	-	-	-	-	-	0-1	2	4.50	13	14.0	18	7
Washington	-	-	-	-	-	-	-	-	-	-	-	-	-	-
Monthly	W-L	S	ERA	G	IP	H	ER	W-L	S	ERA	G	IP	H	ER
March/April	0-1	0	4.05	12	13.1	15	6	4-6	0	4.89	96	119.2	133	65
May	0-0	0	4.50	12	12.0	13	6	3-7	1	4.58	102	123.2	118	63
June	1-1	1	3.38	11	10.2	11	4	7-9	2	4.99	106	113.2	117	63
July	0-0	0	2.16	10	8.1	4	2	5-4	7	3.06	105	114.2	86	39
August	0-0	0	4.76	11	11.1	17	6	5-9	3	5.14	109	138.1	139	79
September/October	1-1	0	11.57	5	4.2	10	6	6-13	14	4.03	94	125.0	111	56
Situational Pitching	W-L	S	ERA	G	IP	H	ER	W-L	S	ERA	G	IP	H	ER
Home	2-0	0	3.41	32	31.2	37	12	13-25	17	3.88	319	394.1	370	170
Road	0-3	1	5.65	29	28.2	33	18	17-23	10	5.15	293	340.2	334	195
Before ASG	1-2	1	3.51	41	41.0	39	16	16-23	3	4.58	343	394.2	393	201
After ASG	1-1	0	6.52	20	19.1	31	14	14-25	24	4.34	269	340.1	311	164
Starter	-	-	-	-	-	-	-	6-11	0	5.81	26	144.0	163	93
Reliever	2-3	1	4.48	61	60.1	70	30	24-37	27	4.14	586	591.0	541	272

Farnsworth's Career by Ballpark

Ballpark	W-L	S	ERA	G	IP	ER
Camden Yards	1-0	2	4.38	12	12.1	6
Fenway Park	0-0	1	2.35	9	7.2	2
U.S. Cellular Field	0-0	0	11.74	16	15.1	20
Progressive Field	0-0	0	0.00	5	5.0	0
Comerica Park	2-2	5	1.60	41	39.1	7
Kauffman Stadium	1-1	0	5.14	6	7.0	4
Angel Stadium	0-0	0	6.75	7	5.1	4
Metrodome	0-2	0	10.80	11	10.0	12
Old Yankee Stadium	3-5	2	4.06	92	88.2	40
Oakland Coliseum	0-0	0	4.50	5	4.0	2
Tokyo Dome	0-0	0	1.59	1	5.2	1
Safeco Field	0-0	1	0.00	3	3.0	0
Tropicana Field	1-0	0	2.65	17	17.0	5
Rangers Ballpark	0-1	0	12.15	8	6.2	9
Rogers Centre	0-0	1	0.00	8	6.2	0
Clase Field	0-0	0	3.14	9	14.1	5
Turner Field	0-0	6	2.10	21	25.2	6
Wrigley Field	8-19	5	4.35	182	256.2	124
Cinergy Field	1-2	0	6.00	7	12.0	8
Great American	0-0	0	5.40	8	6.2	4



3

ESTEBAN GERMAN

INF**HEIGHT:** 5-9**WEIGHT:** 195**BATS/THROWS:** R/R**OPENING DAY AGE:** 31**BORN:** January 26, 1978 (Santo Domingo, DR) **RESIDES:** Santo Domingo, DR**M.L. SERVICE:** 4 years, 8 days**SIGNED THRU:** 2009**ACQUIRED:** Trade with the Texas Rangers, December 8, 2005

ROYALS

REVIEW

HISTORY

RECORDS

OPPONENTS

SCOUTING/PLAYER DEV.

MEDIA & MISC.

2008

- ▶ Made the Royals Opening Day roster for the 3rd straight season...made 39 appearances in the outfield (all in left) after entering the season with just 33 career games in the outfield.
- ▶ Hit .176 (13-for-74) through July 7, then .282 (40-for-142) the remainder of the season.
- ▶ Had success in the clutch, posting a .353 (18-for-51) average with runners in scoring position.
- ▶ Batted .344 (11-for-32) in close and late situations.
- ▶ Tied his career high with 4 hits on July 8 vs. Chicago, also tying a career high with 3 runs.

2007

- ▶ His average fell to .264, off from .326 in 2006...but he set career highs in games (121), at bats (348), runs (49), hits (92), triples (6), home runs (4), RBI (37), walks (43), strikeouts (60) and stolen bases (11).
- ▶ After hitting .389 (7-for-18) as a pinch hitter in 2006, hit just .091 (2-for-22) in that role in 2007.
- ▶ Drove in all of the Royals 3 runs with a home run in the 7th inning on May 2 vs. Los Angeles to give KC the 3-1 win...the homer was his first since September 6, 2006, a span of 144 at bats.
- ▶ Equaled his career high by recording 4 hits, including 3 infield singles, on May 24 vs. Cleveland.

2006

- ▶ Acquired from the Texas Rangers in exchange for Rule 5 pick Fabio Castro on December 8, 2005...spent his first full season in the Major Leagues.
- ▶ Hit .389 (7-18) as a pinch-hitter and recorded a .500 on-base percentage, both marks were second-best in the Majors (min. 20 plate appearances) and ranked fourth-best in club history behind Kevin Scitzer's .550 average in 1991 (11-20), Keith Lockhart's .400 average in 1996 (8-20) and Dave McCarty's .391 average in 2000 (9-23).
- ▶ Posted his first career 4-hit game at Cleveland on September 12 in a 5-3 win, going 4-for-4 with 2 doubles, a triple, a single, a walk and a RBI...the win snapped an 11-game Royals losing streak at Jacobs Field.
- ▶ Posted a career-high 9-game streak from September 12-22, batting .472 (17-for-36).
- ▶ Was named the Royals Player of the Month for September/October by hitting .330 (30-91) and tying the team lead with 11 doubles.

2005

- ▶ Had his contract purchased by the Rangers on September 12.
- ▶ Hit a game-winning RBI double in his first plate appearance with Texas on September 27 at Seattle.
- ▶ Established a RedHawks club record with a Pacific Coast League-leading 43 stolen bases and matched a club record with 153 hits (Bret Barbarie, 1998).
- ▶ Started at shortstop for the PCL in the Triple-A All-Star game.
- ▶ Played for Azucareros in the Winter League and ranked second in average (.331), first in stolen bases (30), first in on-base percentage (.442) and fourth in runs (35).

2004

- ▶ Had 3 stints with the A's, totaling 31 games, including 10 starts at third base and 3 at second base.
- ▶ Made Oakland's Opening Day roster for the first time, but appeared in just 3 games, going 1-for-7...was optioned to Sacramento (AAA) on April 22...was recalled on June 2 when Eric Chavez went on the disabled list.
- ▶ Was on the 15-day D.L. from July 4-31 with a left oblique strain.
- ▶ Was optioned to Sacramento on August 11 and was recalled on September 1 when rosters expanded.

2003

- ▶ Tied for third in the PCL in runs scored and led the A's farm system in stolen bases and finished second in average.
- ▶ Returned to Oakland on September 14 after Sacramento (AAA) won the Pacific Coast League Championship.
- ▶ Collected his first Major League RBI on September 24 vs. Texas.



ESTEBAN GERMAN (CONT.)

2002

- ▶ Recalled from Sacramento on May 21 and went 0-for-6 in his Major League debut that night vs. Baltimore.
- ▶ Collected his first Major League hit on May 22 vs. Orioles, a leadoff single in the first inning off Calvin Maduro.

Minor League Notes

- ▶ Played for both Midland (AA) and Sacramento in 2001...led all of minor league baseball in runs scored.
- ▶ Stole a league-leading 78 bases at Visalia (A) in 2000 after swiping 5 for Midland (AA)...his 83 combined steals were a career-high, led the A's farm system and ranked 3rd in all of minor league baseball.
- ▶ Was caught stealing just 8 times at Visalia in 2000, for a stolen base percentage of 90.7...was voted the best baserunner in the California League.
- ▶ Led the California League and tied for fifth in all of minor league baseball with 102 walks in 1999.
- ▶ Was named to the 1998 Arizona League All-Star team as a second baseman...led the league in games (55), runs (52), triples (10) and stolen bases (40), tied for fourth in hits (62) and was fifth in walks (33).

Miscellaneous Notes

- ▶ Esteban Germán resides in Santo Domingo, D.R.
- ▶ Participated in the 2008 and 2009 Royals FanFest.

Germán's Career Statistics

Year	Club	AVG	G	AB	R	H	2B	3B	HR	RBI	SH	SF	HP	BB	SO	SB	CS	E
1997	Dominican A's	.317	69	249	69	79	17	1	2	29	1	3	4	73	30	58	14	-
1998	Dominican A's	.313	10	32	9	10	1	1	0	4	0	0	0	7	2	1	3	-
	Arizona A's	.307	*55	202	*52	62	3	*10	2	28	2	1	4	33	43	*40	8	13
1999	Modesto	.311	128	501	107	156	16	12	4	52	5	7	5	*102	128	40	16	*38
2000	Midland	.213	24	75	13	16	1	0	1	6	2	0	2	18	21	5	3	5
	Visalia	.264	109	428	82	113	14	10	2	35	4	2	5	61	86	*78	8	25
2001	Midland	.284	92	335	79	95	20	3	6	30	4	0	12	63	66	31	11	16
	Sacramento	.375	38	150	40	56	8	0	4	14	2	1	6	18	20	17	2	7
2002	Sacramento	.275	121	458	72	126	16	4	2	43	7	0	8	78	66	26	14	8
	OAKLAND	.200	9	35	4	7	0	0	0	0	0	0	1	4	11	1	0	1
2003	Sacramento	.306	115	467	86	143	20	8	3	51	13	6	2	56	64	32	8	13
	OAKLAND	.250	5	4	0	1	0	0	0	1	0	0	0	1	0	0	0	0
2004	OAKLAND	.250	31	60	9	15	1	1	0	7	1	0	0	4	13	0	1	2
	Sacramento	.329	55	231	33	76	8	4	2	29	1	5	3	19	28	18	2	9
2005	Oklahoma	.313	117	489	103	153	27	6	5	68	1	2	7	65	74	*43	6	15
	TEXAS	.750	5	4	3	3	1	0	0	1	0	0	0	1	2	0	1	1
2006	KANSAS CITY	.326	106	279	44	91	18	5	3	34	6	0	6	40	49	7	3	8
2007	KANSAS CITY	.264	121	348	49	92	15	6	4	37	6	3	5	43	60	11	7	9
2008	KANSAS CITY	.245	89	216	30	53	14	3	0	22	4	3	1	18	42	7	3	6
	Minor League Totals	.299	854	3336	667	996	133	57	31	356	41	24	54	513	596	330	78	149
	Major League Totals	.277	366	946	139	262	49	15	7	102	17	6	13	109	177	28	14	27

* - Led League

Germán's Career Transactions

- 1996 Signed as a non-drafted free agent by the Oakland Athletics, July 4...signed by Santiago Villalona
- 2004 Placed on the 15-day D.L. (left oblique strain), July 4...reinstated on July 31
- Signed by the Texas Rangers as a minor league free agent, December 1
- 2005 Acquired by the Kansas City Royals from the Texas Rangers in exchange for Rule 5 selection, Fabio Castro, December 8

Germán's Career Fielding

POSITION	PCT.	G	PO	A	E	TC	DP
2nd Base	.982	141	199	281	9	489	73
3rd Base	.933	92	35	118	11	164	15
Outfield	.952	72	96	3	5	104	1
Shortstop	.778	8	2	5	2	9	1
1st Base	1.000	1	8	1	0	9	2

Germán's Single Game Bests

HITS	RBI	STOLEN BASES
4 (3x) 9/12/06 @ CLE 5/24/07 vs. CLE 7/8/08 vs. CWS	3 (4x) 9/14/06 vs. SEA 5/2/07 vs. LAA 6/12/07 vs. STL 8/2/08 vs. CWS	2 8/1/06 vs. CWS



Germán's 2008 and Career Breakdown

	2008					Career				
	AVG	AB	H	HR	RBI	AVG	AB	H	HR	RBI
vs. American League										
vs. Baltimore	.250	4	1	0	2	.209	43	9	0	2
Boston	.067	15	1	0	0	.225	40	9	0	1
Chicago	.263	38	10	0	6	.286	98	28	0	14
Cleveland	.325	40	13	0	1	.328	128	42	1	10
Detroit	.227	22	5	0	2	.277	112	31	3	12
Los Angeles	.000	1	0	0	0	.313	48	15	1	6
Minnesota	.111	18	2	0	2	.231	78	18	1	7
New York	.308	13	4	0	1	.366	41	15	1	4
Oakland	.211	19	4	0	1	.186	59	11	0	4
Seattle	.500	4	2	0	0	.328	61	20	0	10
Tampa Bay	.308	13	4	0	3	.200	55	11	0	4
Texas	.286	7	2	0	2	.321	28	9	0	5
Toronto	.333	6	2	0	0	.308	39	12	0	3
vs. National League										
vs. Arizona	.167	6	1	0	1	.167	6	1	0	1
Chicago	-	-	-	-	-	.250	8	2	0	2
Cincinnati	-	-	-	-	-	.444	9	4	0	1
Colorado	.000	3	0	0	0	.100	10	1	0	0
Florida	.000	2	0	0	0	.222	9	2	0	2
Houston	-	-	-	-	-	.000	2	0	0	0
Milwaukee	-	-	-	-	-	.278	18	5	0	2
Philadelphia	-	-	-	-	-	.000	4	0	0	0
Pittsburgh	-	-	-	-	-	.375	8	3	0	3
St. Louis	.400	5	2	0	1	.316	38	12	0	8
San Francisco	-	-	-	-	-	.500	4	2	0	1
Monthly										
March/April	.056	18	1	0	2	.271	96	26	0	8
May	.259	27	7	0	2	.272	184	50	3	16
June	.154	26	4	0	2	.231	182	42	0	24
July	.389	36	14	0	6	.344	131	45	1	12
August	.227	66	15	0	7	.239	163	39	1	16
September/October	.279	43	12	0	3	.316	190	60	2	26
Situational Hitting										
Home	.268	123	33	0	14	.295	482	142	5	61
Road	.215	93	20	0	8	.259	464	120	2	41
Day	.282	78	22	0	12	.275	327	90	3	39
Night	.225	138	31	0	10	.278	619	172	4	63
Natural Grass	.245	200	49	0	19	.280	862	241	6	91
Artificial Turf	.250	16	4	0	3	.250	84	21	1	11
Before ASG	.217	83	18	0	9	.275	510	140	3	53
After ASG	.263	133	35	0	13	.280	436	122	4	49
vs. LHP	.255	110	28	0	11	.284	394	112	4	40
vs. RHP	.236	106	25	0	11	.272	552	150	3	62
with RISP	.353	51	18	0	22	.320	250	80	1	88
Bases Loaded	.333	3	1	0	2	.381	21	8	0	14
Pinch Hitter	.100	10	1	0	1	.218	55	12	0	3
Designated Hitter	-	-	-	-	-	.292	65	19	0	8

Germán's Career by Ballpark

Ballpark	AVG	AB	H	HR	RBI	Ballpark	AVG	AB	H	HR	RBI
Camden Yards	.273	22	6	0	0	Chase Field	.167	6	1	0	1
Fenway Park	.182	22	4	0	1	Wrigley Field	.250	8	2	0	2
U.S. Cellular Field	.292	48	14	0	6	Great American	.500	2	1	0	0
Progressive Field	.391	64	25	0	3	Coors Field	.143	7	1	0	0
Comerica Park	.250	60	15	1	5	Dolphin Stadium	.000	2	0	0	0
Kauffman Stadium	.299	421	126	5	57	Minute Maid Park	.000	2	0	0	0
Angel Stadium	.267	15	4	0	1	Miller Park	.231	13	3	0	1
Metrodome	.214	42	9	1	5	Busch Stadium II	.000	3	0	0	0
Old Yankee Stadium	.440	25	11	0	2	Busch Stadium	.143	14	2	0	2
Oakland Coliseum	.189	95	18	0	6						
Safeco Field	.158	19	3	0	2						
Tropicana Field	.167	24	4	0	3						
Rangers Ballpark	.357	14	5	0	2						
Rogers Centre	.444	18	8	0	3						



7 ROSS GLOAD

HEIGHT: 6-1

WEIGHT: 190

BATS/THROWS: L/L

OPENING DAY AGE: 33

BORN: April 5, 1976 (Brooklyn, N.Y.)

RESIDES: East Hampton, N.Y.

M.L. SERVICE: 5 years, 55 days

SIGNED THRU: 2009

ACQUIRED: Trade with the Chicago White Sox, December 16, 2006

2008

- ▶ Spent his second season with the Royals, appearing in a career-high 122 games...also set career highs in at bats, runs, hits and walks.
- ▶ Saw success in day games, hitting .306 (41-for-134) with 15 RBI...hit .320 (66-for-206) at Kauffman Stadium.
- ▶ Made 50 consecutive starts from June 12-August 8, with the Royals going 28-22 over that span.
- ▶ Posted a 10-game hitting streak from June 21-July 1, hitting 400 (14-for-35) with 11 runs scored...the 10-game streak was his longest since a career-best 16-gamer from September 17-October 3, 2004...recorded a 9-game hitting streak (.406, 13-for-32) from July 3-11.
- ▶ Hit .386 (27-for-70) with 17 runs scored and a .450 on-base pct. over a 20-game span from June 21-July 11.
- ▶ Compiled a .302 (32-for-106) average over the final 2 months of the season in part-time duty.
- ▶ He rounded out his career at the old Yankee Stadium with a 2-run homer in his final at bat on August 17.
- ▶ Tied a career high with 4 hits on August 22 vs. Detroit.

2007

- ▶ Spent his first season with the Royals after being acquired on December 16, 2006 from the White Sox in exchange for left-handed pitcher Andrew Sisco.
- ▶ Hit .288 (92-for-320) and set career highs in at bats (320), runs (37), hits (92), doubles (22), triples (3), RBI (51) while tying his career high (also 2004) with 7 home runs.
- ▶ Hit .329 (26-for-79) with runners in scoring position, .361 (13-for-36) with runners in scoring position and 2 outs and .333 (3-for-9) with the bases loaded.
- ▶ Hit .533 (8-for-15) with 4 runs scored in 4 games against the Angels and .500 (15-for-30) with 2 homers and 8 RBI in 9 games against the Yankees...overall, hit a combined .398 (35-for-88) against the 4 A.L. playoff teams (BOS, CLE, LAA, NYY).
- ▶ Hit his 3rd career pinch hit home run, a 3-run shot on April 27 at Seattle.
- ▶ Equaled a career high with 4 hits on May 3 vs. Los Angeles...had a triple, double and 2 singles, drove in 2 and scored 3 times in the 5-2 Royals win.
- ▶ Hit .440 (11-for-25) with a triple, 3 doubles, a home run, 7 RBI and 6 runs scored during a 7-game hitting streak from April 27-May 3.
- ▶ Placed on the 15-day D.L. with a torn right quadriceps on May 14...was leading the team with 17 RBI at the time he was disabled.
- ▶ Appeared in just 1 rehab game for Omaha on June 29, going 2-for-4 with a solo home run as the DH.
- ▶ Was reinstated from the 15-day D.L. on June 30 after missing 42 games.
- ▶ Hit .293 (65-for-222) with 5 home runs and 34 RBI in 71 games after returning from the D.L.

2006

- ▶ His .353 (47-133) average after May 31 ranked second in the American League among players with at least 130 at-bats, trailing only the Yankees Robinson Cano (.374).
- ▶ His 7 pinch hits tied for the most in the American League (also Kansas City's Esteban German and Chicago teammate Rob Mackowiak).
- ▶ Hit his first grand slam on July 28 at Baltimore, a game-winning shot off Chris Ray in the 9th inning...the homer was his first since September 29, 2004 at Detroit.

2005

- ▶ Was limited for much of the season by left shoulder inflammation...made just 8 starts with the Sox (6 at first base and 2 in left field).
- ▶ Began the season with the White Sox, played 7 games before being placed on the disabled list on April 25.
- ▶ Reinstated from the D.L. and optioned to Charlotte on July 17...was recalled for the second time on July 22 when Frank Thomas was placed on the 15-day D.L...was optioned back to Charlotte on July 31 and recalled for the 3rd and final time on September 1.



2004

- ▶ Spent his first full season at the Major League level and finished eighth in the A.L. Rookie of the Year voting after hitting .321 (75-234)...made his first Opening Day roster.
- ▶ Led A.L. rookies in average, slugging percentage (.479) and on-base percentage (.375), ranked second in RBI (44) and fourth in hits (75), doubles (16) and total bases (112)...also ranked among A.L. pinch-hit leaders in hits (T2nd, 10), average (4th, .345) and RBI (T6th, 5)...his 10 pinch hits were the most by a Sox player since Jerry Hairston in 1986 (16).
- ▶ Hit .372 (42-113) from August 1 on, ranking second in the A.L. behind Seattle's Ichiro Suzuki (.419)...hit .364 (47-129) after the break.
- ▶ Tied for third in the A.L. hitting .615 (8-13) with the bases loaded.
- ▶ Closed the season with a 16-game hitting streak (.404, 23-57), the longest streak to end a season since Nomar Garciaparra in 2000 (20 games) and tied for the ninth-longest overall in the A.L. in 2004.
- ▶ Was named A.L. Rookie of the Month for September after batting .403 (27-for-67).
- ▶ Hit .425 (17-40) vs. lefties and .299 (58-194) vs. right-handers...hit .397 (23-58) with runners in scoring position.

2002

- ▶ Was acquired by the New York Mets as part of an 11-player, 3-way trade between New York, Colorado and Milwaukee on January 21...had his contract purchased by the Rockies 5 days later on January 26.
- ▶ Appeared in 26 games with the Rockies over 2 separate stints.
- ▶ Hit his first career pinch-hit home run on September 18 vs. St. Louis off Gabe Molina.
- ▶ Spent the majority of the season at Colorado Springs (AAA).

2000

- ▶ Had his contract purchased by the Cubs from Iowa (AAA) on August 31 and made his Major League debut that day vs. San Francisco, going 0-for-4.
- ▶ His first Major League hit was a home run on September 4 at Colorado off the Rockies Brian Rose.
- ▶ Spent most of the season with Portland (AA) in the Florida Marlins organization.
- ▶ Was traded to the Cubs with pitcher David Noyce in exchange for outfielder Henry Rodriguez on July 31.

Minor League Notes

- ▶ Led the Triple-A International League in 2003 with 64 extra-base hits, ranked second in hits (160) and slugging percentage (.524), tied for second in doubles (40) and was fourth in average (.315) at Charlotte... his 40 doubles tied Brian Daubach (1997) for second on the Knights all-time single-season list, his 160 hits ranked 3rd, and his .315 average was 9th.
- ▶ Was named to the 2003 International League mid-season and postseason All-Star teams...was the starting first baseman in the Triple-A All-Star Game on July 16 in Memphis.
- ▶ In 2001, led the PCL with 10 triples and ranked fourth with 93 RBI at Class AAA Iowa in the Cubs system.
- ▶ Posted 42 multi-hit games at Class A Brevard County in the Marlins system in 1999.
- ▶ Led the Midwest League in 1998 with 41 doubles and ranked second in extra-base hits (56), fourth in hits (157), total bases (240) and RBI (92) and seventh in average (.313) at Class A Kane County...was named "Star of Stars" at the MWL League All-Star Game.
- ▶ Made his professional debut at Advanced Rookie Utica of the New York-Penn League.
- ▶ Selected by the Florida Marlins in the 13th round of the 1997 June Free Agent Draft...signed by Dejon Watson.

Miscellaneous Notes

- ▶ Full name is **Ross Peter Gload**...he and his wife, Betsy, have a son, Greyson...they reside in East Hampton, N.Y.
- ▶ Participated in the 2008 Royals FanFest.
- ▶ Graduated in 1994 from East Hampton (N.Y.) High School, where he earned all-league honors in baseball.
- ▶ Attended the University of South Florida where he played baseball from 1995-1997...he was named Conference USA Player of the Year in 1997.



ROSS GLOAD (CONT.)

Gload's Career Statistics

Year	Club	AVG	G	AB	R	H	2B	3B	HR	RBI	SH	SF	HP	BB	SO	SB	CS	E
1997	Utica	.261	68	245	28	64	15	2	3	43	0	5	2	28	57	1	1	16
1998	Kane County	.313	132	501	77	157	*41	3	12	92	2	3	3	58	84	7	6	14
1999	Brevard County	.298	133	490	80	146	26	3	10	74	2	5	5	53	76	3	1	9
2000	Portland	.284	100	401	60	114	28	4	16	65	3	4	2	29	53	4	1	7
	Iowa	.404	28	104	24	42	10	2	14	39	0	1	1	9	13	1	1	4
	CHICAGO-NL	.194	18	31	4	6	0	1	1	3	0	1	0	3	10	0	0	0
2001	Iowa	.297	133	475	70	141	32	*10	15	93	4	7	3	35	88	9	7	3
2002	Colorado Springs	.314	104	442	69	139	28	6	16	71	1	6	1	18	59	9	4	11
	COLORADO	.258	26	31	4	8	1	0	1	4	0	0	0	3	7	0	0	0
2003	Charlotte	.315	133	508	72	160	40	6	18	70	5	6	1	29	60	6	3	8
2004	CHICAGO	.321	110	234	28	75	16	0	7	44	1	3	2	20	37	0	3	3
2005	CHICAGO	.167	28	42	2	7	2	0	0	5	0	0	0	2	9	0	0	1
	Charlotte	.364	60	236	45	86	22	1	15	45	1	3	1	22	37	0	1	1
2006	CHICAGO	.327	77	156	22	51	8	2	3	18	3	1	1	6	15	6	0	4
2007	KANSAS CITY	.288	102	320	37	92	22	3	7	51	0	8	2	16	39	2	2	3
	Omaha @	.500	1	4	1	2	0	0	1	1	0	0	0	0	0	0	0	0
2008	KANSAS CITY	.273	122	388	46	106	18	1	3	37	1	3	3	23	39	3	4	4
	Minor League Totals	.309	892	3406	526	1051	242	37	120	593	18	40	19	281	527	40	25	73
	A.L. Totals	.290	439	1140	135	331	66	6	20	155	5	15	8	67	139	11	9	15
	N.L. Totals	.226	44	62	8	14	1	1	2	7	0	1	0	6	17	0	0	0
	Major League Totals	.287	483	1202	143	345	67	7	22	162	5	16	8	73	156	11	9	15

* - Led League

@ - Minor League injury rehab

Gload's Career Transactions

- 1997 Selected by the Florida Marlins in the 13th round of the June Free Agent Draft...signed by Dejon Watson
- 2000 Acquired by the Chicago Cubs along with LHP David Noyce in exchange for OF Henry Rodriguez, July 31
- 2001 Claimed off waivers by the Colorado Rockies, September 12
- 2002 Acquired by the New York Mets along with RHP Craig House in exchange for INF Todd Zeile, OF Benny Agbayani and cash, January 22
Acquired by the Colorado Rockies in exchange for cash, January 26
- 2003 Acquired by the Chicago White Sox in exchange for LHP Wade Parrish, March 31
- 2005 Placed on 15-day D.L. (left shoulder inflammation), April 25...reinstated on July 17
- 2006 Acquired by the Kansas City Royals in exchange for LHP Andrew Sisco, December 16
- 2007 Placed on 15-day D.L. (torn right quadriceps), May 14...reinstated on June 30

Gload's Career Fielding

POSITION	PCT.	G	PO	A	E	TC	DP
1st Base	.994	321	2043	120	12	2175	215
Outfield	.976	90	120	3	3	126	0

Gload's Single Game Bests

HITS		RBI	
4 (2x)	5/3/07 vs. LAA 8/22/08 vs. DET	4 (2x)	9/11/04 @ LAA 7/28/06 @ BAL
3 (17x)	5/19/04 @ CLE 5/30/04 vs. LAA 8/26/04 @ CLE 9/11/04 @ LAA 8/25/06 vs. MIN 9/17/06 @ OAK 9/30/06 @ MIN 7/24/07 vs. NYY 7/29/07 vs. TEX 8/4/07 @ NYY 8/18/07 @ OAK 9/3/07 @ TEX 6/1/08 vs. CLE 6/25/08 vs. COL 7/9/08 vs. CWS 8/2/08 vs. CWS 8/30/08 @ DET	3 (4x)	5/30/04 vs. LAA 4/27/07 @ SEA 8/4/07 @ NYY 8/31/07 @ MIN
HITTING STREAKS			
		16	Sept. 17-Oct. 3, 2004
		10	June 21-July 1, 2008



Gload's 2008 and Career Breakdown

	2008					Career				
	AVG	AB	H	HR	RBI	AVG	AB	H	HR	RBI
vs. American League										
vs. Baltimore	.190	21	4	0	1	.278	54	15	1	8
Boston	.111	18	2	0	2	.176	51	9	0	7
Chicago	.347	49	17	0	7	.290	93	27	0	14
Cleveland	.269	26	7	0	2	.302	116	35	3	16
Detroit	.286	49	14	0	1	.283	127	36	1	8
Kansas City	-	-	-	-	-	.278	72	20	3	11
Los Angeles	.176	17	3	0	2	.348	69	24	1	13
Minnesota	.222	36	8	0	0	.253	158	40	3	16
New York	.296	27	8	1	6	.403	72	29	3	17
Oakland	.143	14	2	0	0	.355	31	11	1	2
Seattle	.267	15	4	0	1	.240	50	12	1	9
Tampa Bay	.414	29	12	1	4	.346	52	18	1	8
Texas	.150	20	3	0	2	.247	73	18	1	8
Toronto	.385	13	5	0	2	.207	29	6	0	4
vs. National League										
vs. Arizona	.300	10	3	0	0	.267	15	4	0	2
Atlanta	-	-	-	-	-	.000	4	0	0	0
Chicago	-	-	-	-	-	.400	10	4	0	2
Cincinnati	-	-	-	-	-	.750	4	3	0	1
Colorado	.600	10	6	1	4	.471	17	8	2	6
Florida	.000	1	0	0	0	.167	6	1	0	0
Houston	-	-	-	-	-	.182	11	2	0	0
Los Angeles	-	-	-	-	-	.200	5	1	0	0
Milwaukee	-	-	-	-	-	.000	1	0	0	0
Philadelphia	-	-	-	-	-	.375	8	3	0	1
Pittsburgh	-	-	-	-	-	1.000	1	1	0	0
St. Louis	.227	22	5	0	2	.286	35	10	1	5
San Diego	-	-	-	-	-	.154	13	2	0	1
San Francisco	.273	11	3	0	1	.250	20	5	0	1
Washington	-	-	-	-	-	.200	5	1	0	2
Monthly										
March/April	.293	75	22	0	7	.270	178	48	2	24
May	.154	39	6	0	2	.233	129	30	2	18
June	.289	76	22	1	7	.293	140	41	1	16
July	.261	92	24	1	9	.272	239	65	3	31
August	.303	89	27	1	10	.320	250	80	6	34
September/October	.294	17	5	0	2	.305	266	81	8	39
Situational Hitting										
Home	.320	206	66	2	25	.299	623	186	9	79
Road	.220	182	40	1	12	.275	579	159	13	83
Day	.306	134	41	1	15	.311	431	134	8	59
Night	.256	254	65	2	22	.274	771	211	14	103
Natural Grass	.271	354	96	3	36	.292	1096	320	21	151
Artificial Turf	.294	34	10	0	1	.236	106	25	1	11
Before ASG	.277	235	65	1	20	.265	539	143	5	69
After ASG	.268	153	41	2	17	.305	663	202	17	93
vs. LHP	.263	99	26	0	12	.311	241	75	3	34
vs. RHP	.277	289	80	3	25	.281	961	270	19	128
with RISP	.292	89	26	0	31	.319	285	91	5	133
Bases Loaded	.333	6	2	0	6	.471	34	16	1	36
Pinch Hitter	.000	3	0	0	0	.287	94	27	3	14
Designated Hitter	-	-	-	-	-	.286	42	12	0	8

Gload's Career by Ballpark

Ballpark	AVG	AB	H	HR	RBI	Ballpark	AVG	AB	H	HR	RBI
Camden Yards	.256	39	10	1	6	Chase Field	.333	12	4	0	2
Fenway Park	.056	18	1	0	2	Wrigley Field	.294	17	5	0	2
U.S. Cellular Field	.287	254	73	4	36	Cinergy Field	.500	2	1	0	1
Progressive Field	.304	69	21	3	14	Great American	1.000	2	2	0	0
Comerica Park	.288	66	19	1	6	Coors Field	.200	25	5	2	3
Kauffman Stadium	.300	430	129	4	54	Dolphin Stadium	.167	6	1	0	0
Angel Stadium	.400	20	8	1	5	Minute Maid Park	.000	3	0	0	0
Metrodome	.195	77	15	1	7	Dodger Stadium	.333	3	1	0	0
Old Yankee Stadium	.387	31	12	2	9	County Stadium	.000	1	0	0	0
Oakland Coliseum	.385	26	10	1	1	Three Rivers	1.000	1	1	0	0
Safeco Field	.353	17	6	1	7	Busch Stadium II	.000	5	0	0	0
Tropicana Field	.333	18	6	0	1	Busch Stadium	.167	12	2	0	0
Rangers Ballpark	.258	31	8	1	3	Qualcomm Stadium	.333	3	1	0	1
Rogers Centre	.333	3	1	0	0	AT&T Park	.333	6	2	0	0
						Olympic Stadium	.200	5	1	0	2

KANSAS CITY ROYALS

REVIEW

HISTORY

RECORDS

OPPONENTS

SCOUTING/PLAYER DEV

MEDIA & MISC.

**41****JIMMY GOBBLE****LHP****HEIGHT:** 6-3**WEIGHT:** 208**BATS/THROWS:** L/L**OPENING DAY AGE:** 27 (Turns 28 on July 19)**BORN:** July 19, 1981 (Bristol, TN)**RESIDES:** Bristol, VA**M.L. SERVICE:** 4 years, 142 days**SIGNED THRU:** 2009**ACQUIRED:** Selected as a sandwich pick (43rd overall) in the 1999 Draft**2008**

- ▶ Made the Opening Day roster for the fourth time in his career and third season in a row.
- ▶ Held left-handed batters to a .200 (13-for-65) average, but right-handers hit .382 (26-for-68) with four home runs against him.
- ▶ Began the season with 6 consecutive scoreless and hitless outings, covering 3.2 innings...walked 1 and struck out 5.
- ▶ He earned his fourth career save by retiring the final 2 hitters on April 9 to closeout Kansas City's 4-0 win over the Yankees.
- ▶ Had the roughest outing of his career on July 21 vs. Detroit, allowing 10 runs on 7 hits and 4 walks in 1 inning of relief...it was the most runs ever scored off a KC relief pitcher.
- ▶ Posted the highest ERA in baseball among pitchers with at least 30 innings pitched...his ERA was the third-highest among Royals pitchers ever (min. 30 IP), trailing only Scott Elarton, who posted a 10.46 ERA in 37 innings in 2007, and Dan Reichert, who had a 9.08 ERA in 1999.
- ▶ Placed on the 15-day D.L. on July 22 with low back tightness...made 8 appearances (including 4 starts) on a rehab assignment with Omaha before being reinstated from the D.L. on September 2 after missing 35 Major League games.
- ▶ Was lights out in September after returning from the D.L., tossing 8 scoreless outings covering 7.0 innings.

2007

- ▶ Set a career high with 74 appearances, ranking fourth all-time in Royals history behind Dan Quisenberry (84 in 1985 and 75 in 1980) and Jason Grimsley (76 in 2003)...posted the most appearances by a lefty in franchise history...his 74 appearances placed him tied for fifth in the A.L.
- ▶ Of his 74 outings, he tossed less than 1.0 inning in 41 of them.
- ▶ Held left-handed hitters to a .241 (26-for-108) average and struck out 40 lefties in 108 at bats as opposed to 10 righties in 94 at bats.
- ▶ Had 4 separate occurrences where he posted at least 5 straight outings not allowing an earned run including a season-high 9 consecutive outings from September 7-28 (8.1 IP, 4 H, 1 BB, 10 SO).
- ▶ Won 3 decisions in 4 relief outings from May 9-16...all of the wins came against the Oakland Athletics.
- ▶ Pitched well down the stretch, posting a 1.46 ERA (12.1 IP, 8 H, 2 ER, 3 BB, 14 SO) in his final 14 outings.

2006

- ▶ Spent his first full season at the Major League level and made a then career-high 60 appearances...led the staff with 80 strikeouts.
- ▶ Allowed only 12 of 48 (25%) inherited runners to score on the season.
- ▶ Averaged 8.57 strikeouts per 9 innings after averaging only 4.18 strikeouts per 9 innings (254.1 IP, 118 SO) in his career prior to the season.
- ▶ Opened the season as reliever, but made 6 starts for the Royals.
- ▶ Was named the Royals Pitcher of the Month for May after leading the Royals with a 3.00 ERA and striking out 13 batters in 15.0 innings.
- ▶ Opened the season by allowing 8 ER in his first 4 outings (3.0 IP) for a 24.00 ERA...rebounded to record a 2.09 ERA (38.2 IP, 9 ER) over his next 27 outings through June 30.
- ▶ Returned to the rotation on July 4 after making 14 relief appearances between starts...earned a 7-2 win vs. Minnesota after throwing 5.0 innings and allowing 5 hits and 2 runs.
- ▶ Earned his first professional save June 25 vs. Milwaukee.

2005

- ▶ Began the year at Omaha (AAA)...recalled from Omaha on June 20.
- ▶ Earned his only win of the season at Oakland on August 21.



2004

- ▶ Was tied for the team lead in wins (also Darrell May) and was the only Royals pitcher to post a winning record for the season.
- ▶ Had the fewest strikeouts (49) in club history for a pitcher with 20 or more starts, eclipsing the mark of 53 shared by Al Fitzmorris (1974) and Paul Splitterff (1980).
- ▶ Pitched the best game of his big league career at Toronto on May 3, but had to settle for a no decision in KC's 10-inning, 3-2 win...retired the first 16 batters of the game before Orlando Hudson reached on a throwing error in the sixth inning...Dave Berg followed the error with a single to break up the no-hit bid...Gobble pitched 8.0 scoreless innings before allowing 2 runs in the ninth.
- ▶ Was optioned to Omaha on July 29 and was recalled on August 29.
- ▶ Tossed his only career complete game at Minnesota on September 5 (9.0 IP, 6 H, 3 ER) in the 12-3 win, snapping a Royals 9-game losing streak at the Metrodome.

2003

- ▶ Was called up from Wichita on August 2...made his first Major League start on August 3 vs. Tampa Bay...earned his first Major League victory in the Royals 2-0 win over the Devil Rays by pitching 6.0 shutout innings and allowing 6 hits and 3 strikeouts...became the first Royals rookie to win his first Major League start since Glendon Rusch on April 6, 1997 at Minnesota...became the first Royals rookie since Derek Botelho on July 18, 1982 to win his Major League debut as part of a shutout.
- ▶ Earned his second-straight Major League victory on August 9 at Tampa Bay (6.1 IP, 7 H, 1 ER, 3 SO), the first KC rookie to win his first 2 big league starts since Glendon Rusch in 1997.
- ▶ Set a club record for consecutive scoreless innings by a starter to open a career (12.0 IP).
- ▶ Was charged with the Royals 9-2 loss to the Twins on August 15...was his first Major League loss.

Minor League Notes

- ▶ Named the Royals Minor League Pitcher of the Year in 2001...named to the 2001 SportsTicker All-Teen Team.
- ▶ Selected by the Kansas City Royals as a sandwich pick between the first and second rounds (43rd overall) of the 1999 June Free Agent Draft...signed by Paul Faulk.

Miscellaneous Notes

- ▶ Full name is **Billy James Gobble**...married to Julie...the couple has two sons, Porter James and Palmer Andrew.
- ▶ Graduated from John Battle (Va.) High, 1999...participated in the 2004 Royals Caravan.

Gobble's Career Statistics

Year	Club	W-L	ERA	G	GS	CG	SHO	SV	IP	H	R	ER	HR	HB	BB	SO	WP	BK
1999	GulfCoast Royals	0-0	2.70	4	1	0	0	0	6.2	6	3	2	0	0	5	8	1	1
2000	Charleston (WV)	12-10	3.66	25	25	3	*2	0	145.0	144	75	59	10	4	34	115	1	1
2001	Wilmington	10-6	2.55	27	27	0	0	0	162.1	134	58	46	8	9	33	154	7	0
2002	Wichita	5-7	3.38	13	13	0	0	0	69.1	71	29	26	3	2	19	52	5	0
2003	Wichita	12-8	3.19	22	22	2	1	0	132.2	128	57	47	11	5	40	100	5	0
	KANSAS CITY	4-5	4.61	9	9	0	0	0	52.2	56	32	27	8	4	15	31	1	0
2004	KANSAS CITY	9-8	5.35	25	24	1	0	0	148.0	157	94	88	24	3	43	49	4	0
	Omaha	3-1	4.58	4	4	0	0	0	19.2	25	20	10	5	0	7	15	0	0
2005	Omaha	2-7	6.63	12	12	0	0	0	58.1	76	48	43	8	2	21	45	5	0
	KANSAS CITY	1-1	5.70	28	4	0	0	0	53.2	64	34	34	9	1	30	38	2	0
2006	KANSAS CITY	4-6	5.14	60	6	0	0	2	84.0	95	51	48	12	1	29	80	4	0
2007	KANSAS CITY	4-1	3.02	74	0	0	0	1	53.2	56	23	18	6	2	23	50	6	1
2008	KANSAS CITY	0-2	8.81	39	0	0	0	1	31.2	39	31	31	5	2	23	27	6	0
	Omaha @	1-1	5.65	8	4	0	0	0	14.1	16	9	9	1	1	9	16	0	0
	Minor League Totals	45-40	3.58	115	108	5	3	0	608.1	600	299	242	46	23	168	505	24	2
	Major League Totals	22-23	5.23	235	43	1	0	4	423.2	467	265	246	64	13	163	275	23	1

* - Led League

@ - Minor League injury rehab

Gobble's Career Transactions

- 1999 Selected as supplemental pick between the 1st and 2nd rounds (43rd overall) in the June Free Agent Draft...signed by Paul Faulk
- 2008 Placed on 15-day D.L. (low back tightness), July 22...reinstated on September 2

Gobble's Career Fielding

POSITION	PCT.	G	PO	A	E	TC	DP
Pitcher	.906	255	19	39	6	64	4

Gobble's M.L. Batting Totals

	AVG.	AB	H	HR	RBI
M.L. Totals	.000	2	0	0	0



JIMMY GOBBLE (CONT.)

Gobble's 2008 and Career Breakdown

vs. American League	2008							Career						
	W-L	S	ERA	G	IP	H	ER	W-L	S	ERA	G	IP	H	ER
vs. Baltimore	0-0	0	6.75	2	1.1	3	1	1-0	0	3.60	8	15.0	21	6
vs. Boston	0-0	0	21.60	2	1.2	2	4	2-1	0	7.16	10	16.1	18	13
vs. Chicago	0-1	0	36.00	3	1.0	3	4	1-2	0	6.66	23	24.1	29	18
vs. Cleveland	0-0	0	10.13	3	2.2	4	3	1-4	0	3.58	32	50.1	38	20
vs. Detroit	0-0	0	45.00	2	2.0	8	10	4-3	1	4.90	23	64.1	64	35
vs. Los Angeles	0-0	0	6.75	3	1.1	2	1	0-1	0	6.92	7	13.0	15	10
vs. Minnesota	0-0	0	0.00	7	6.1	4	0	2-4	0	4.88	34	72.0	81	39
vs. New York	0-0	1	0.00	3	1.1	1	0	0-1	1	16.20	13	11.2	29	21
vs. Oakland	0-0	0	0.00	1	0.2	1	0	4-1	0	6.12	14	25.0	23	17
vs. Seattle	0-0	0	0.00	2	1.2	0	0	0-1	0	2.76	15	16.1	16	5
vs. Tampa Bay	0-0	0	9.00	2	3.0	3	3	2-1	0	5.79	13	32.2	49	21
vs. Texas	0-1	0	54.00	2	0.2	3	4	4-1	0	4.39	9	26.2	31	13
vs. Toronto	0-0	0	0.00	3	2.2	0	0	0-1	0	4.08	10	17.2	16	8
vs. National League	W-L	S	ERA	G	IP	H	ER	W-L	S	ERA	G	IP	H	ER
vs. Atlanta	-	-	-	-	-	-	-	0-0	0	5.40	1	5.0	5	3
vs. Cincinnati	-	-	-	-	-	-	-	0-0	0	0.00	1	0.1	1	0
vs. Colorado	-	-	-	-	-	-	-	0-0	0	13.50	2	2.0	3	3
vs. Florida	0-0	0	0.00	2	2.1	2	0	0-0	0	0.00	2	2.1	2	0
vs. Houston	-	-	-	-	-	-	-	1-0	0	0.00	2	3.0	1	0
vs. Milwaukee	-	-	-	-	-	-	-	0-0	2	2.25	4	4.0	3	1
vs. Philadelphia	-	-	-	-	-	-	-	0-0	0	0.00	1	0.2	0	0
vs. Pittsburgh	-	-	-	-	-	-	-	0-0	0	0.00	1	2.0	0	0
vs. St. Louis	0-0	0	0.00	1	2.0	2	0	0-1	0	6.75	8	10.2	15	8
vs. San Francisco	0-0	0	9.00	1	1.0	1	1	0-0	0	9.00	1	1.0	1	1
vs. Washington	-	-	-	-	-	-	-	0-1	0	4.91	1	7.1	6	4
Monthly	W-L	S	ERA	G	IP	H	ER	W-L	S	ERA	G	IP	H	ER
March/April	0-0	1	4.76	9	5.2	4	3	1-1	1	3.80	36	47.1	50	20
May	0-0	0	4.82	10	9.1	8	5	4-4	0	4.75	39	72.0	70	38
June	0-2	0	15.43	7	4.2	10	8	4-4	2	5.05	40	62.1	67	35
July	0-0	0	27.00	5	5.0	12	15	4-5	0	8.10	36	76.2	110	69
August	-	-	-	-	-	-	-	3-5	0	5.37	39	65.1	75	39
September/October	0-0	0	0.00	8	7.0	5	0	6-4	1	4.05	45	100.0	95	45
Situational Pitching	W-L	S	ERA	G	IP	H	ER	W-L	S	ERA	G	IP	H	ER
Home	0-1	1	15.09	13	11.1	20	19	7-15	2	5.70	109	208.1	243	132
Road	0-1	0	5.31	26	20.1	19	12	15-8	2	4.76	126	215.1	224	114
Before ASG	0-2	1	7.61	29	23.2	27	20	11-11	3	4.89	130	211.2	228	115
After ASG	0-0	0	12.38	10	8.0	12	11	11-12	1	5.56	105	212.0	239	131
Starter	-	-	-	-	-	-	-	14-17	0	5.36	43	238.1	264	142
Reliever	0-2	1	8.81	39	31.2	39	31	8-6	4	5.05	192	185.1	203	104

Gobble's Career by Ballpark

Ballpark	W-L	S	ERA	G	IP	ER	Ballpark	W-L	S	ERA	G	IP	ER
Camden Yards	1-0	0	4.15	5	8.2	4	Turner Field	0-0	0	5.40	1	5.0	3
Fenway Park	1-1	0	10.00	7	9.0	10	Great American	0-0	0	0.00	1	0.1	0
U.S. Cellular Field	1-1	0	5.74	13	15.2	10	Coors Field	0-0	0	13.50	2	2.0	3
Progressive Field	1-2	0	2.96	16	24.1	8	Dolphin Stadium	0-0	0	0.00	2	2.1	0
Comerica Park	3-1	1	4.13	10	28.1	13	Minute Maid Park	1-0	0	0.00	2	3.0	0
Kauffman Stadium	7-15	2	5.70	109	208.1	132	Miller Park	0-0	1	4.50	2	2.0	1
Angel Stadium	0-0	0	0.00	2	1.0	0	Busch Stadium	0-0	0	0.00	2	1.0	0
Metrodome	1-1	0	4.93	18	34.2	19							
Old Yankee Stadium	0-1	0	15.00	8	9.0	15							
Oakland Coliseum	3-0	0	2.70	8	10.0	3							
Safeco Field	0-0	0	2.25	7	12.0	3							
Tropicana Field	1-1	0	6.87	9	18.1	14							
Rangers Ballpark	2-0	0	2.87	5	15.2	5							
Rogers Centre	0-0	0	2.08	6	13.0	3							

Gobble's Single Game Bests

STRIKEOUTS (STARTER)

7	9/14/03 @ DET
6	9/3/03 @ TEX
	9/16/05 @ CLE
	7/15/06 @ DET

STRIKEOUTS (RELIEVER)

5	8/24/06 vs. CLE
4 (3x)	6/24/05 @ COL
	4/28/06 vs. OAK
	5/18/06 @ CLE

INNINGS PITCHED (STARTER)

9.0	9/5/04 @ MIN (CG)
8.2	5/3/04 @ TOR
7.1	6/10/04 vs. MON

INNINGS PITCHED (RELIEVER)

6.0	4/23/04 vs. MIN
3.2	4/28/06 vs. OAK
3.0 (4x)	7/28/05 @ TB
	8/21/05 @ OAK
	8/30/05 vs. MIN
	8/24/06 vs. CLE

COMPLETE GAME

9/5/04 @ MIN

WINNING STREAKS

4	May 9-July 17, 2007
3	June 8-July 4, 2006



4 ALEX GORDON

3B**HEIGHT:** 6-1**WEIGHT:** 220**BATS/THROWS:** L/R**OPENING DAY AGE:** 25**BORN:** February 10, 1984 (Lincoln, NE)**RESIDES:** Overland Park, KS**M.L. SERVICE:** 2 years**SIGNED THRU:** 2009**ACQUIRED:** Selected in the 1st round (2nd overall) of the 2005 Draft

2008

- ▶ Made his second straight Opening Day roster...despite playing in 17 fewer games due to a late-season injury, saw noticeable improvements from his rookie season, improving both his on-base pct. and slugging pct. while setting a career high with 16 home runs.
- ▶ Led club in runs (72) and walks (66) while finishing second to Jose Guillen in doubles (35) and home runs (16).
- ▶ Finished third in the A.L. among regular third basemen with a .352 on-base pct. and fifth with a .786 OPS.
- ▶ Had a productive second half of the season, hitting .277 (38-for-137) with a .392 on-base pct. and .496 slugging...his .888 OPS led the Royals and was the fourth-best among A.L. third basemen.
- ▶ Went 1-for-5 on Opening Day, the hit a 2-run home run in the sixth off Justin Verlander, in an eventual 5-4, 11-inning win.
- ▶ Named the Royals April Player of the Month.
- ▶ Tied his career high by driving in 4 runs (3rd time), including a solo home run, at home against the Cardinals on June 27.
- ▶ Hit the 45th Eutaw Street home run in Baltimore Camden Yards' history on July 1.
- ▶ Set a franchise record by drawing 5 walks (2 intentional) on July 30 in a 10-inning win at Oakland...he and Milton Bradley (April 16 @ Toronto) were the only players in the Majors to walk 5 times in a game in 2008.
- ▶ Placed on the 15-day D.L. on August 23 with a torn right hip flexor muscle...was reinstated on September 12 after missing 17 games.
- ▶ Finished the season strong, hitting .311 (14-for-45) with 5 doubles, 2 homers and a .556 slugging pct. in September.
- ▶ Hit in a career-high 12 straight games from August 20-September 24, batting .326 (15-for-46).
- ▶ Set a career high with his 16th home run on September 23 at Detroit.

2007

- ▶ Made his first career Opening Day roster...became the fourth Royal in franchise history to make his debut in the starting lineup on Opening Day, joining Joe Zdeb (1977), Michael Tucker (1995) and Mark Teahen (2005).
- ▶ He compared favorably to all A.L. rookies in most offensive categories, including extra-base hits (55, 1st), home runs (15, 2nd), RBI (60, 3rd), doubles (36, 3rd), triples (4, 3rd), stolen bases (14, 3rd) and total bases (223, 3rd).
- ▶ His 36 doubles led the team and set a Royals rookie record while his 55 extra-base hits fell one shy of tying Kevin Seitzer (1987) and Carlos Beltran's (1999) Royals rookie record.
- ▶ Was 1 of just 3 Royals rookies to have 14+ homers and 14+ steals in a season (Beltran in 1999 and Angel Berroa in 2003).
- ▶ Defensively, Gordon committed 8 errors in his first 35 games before posting a .973 fielding percentage the remainder of the season, good for third-best in the American League among third basemen.
- ▶ After struggling to a .173 start with 3 homers and 8 RBI through his first 53 games, Gordon rebounded to hit .285 with 12 home runs and 52 RBI in his final 98 games.
- ▶ Hit just .129 (4-for-31) in his 1st 43 plate appearances with runners in scoring position, but batted .287 (29-for-101) the remainder of the year.
- ▶ Recorded his first Major League hit (a single) in the 5th inning off the Red Sox Daisuke Matsuzaka on April 5.
- ▶ Hit a 2-run home run, the first of his Major League career, in Toronto off the Blue Jays' Josh Towers on April 10.
- ▶ Named Royals Player of the Month for June after hitting .327 (32-for-98) with 6 doubles, 1 triple, 3 home runs, 14 RBI and 15 runs...posted 10 multi-hit games...also stole 5 bases in 5 attempts.
- ▶ Recorded 4 hits in 4 at bats with a double and a triple and 2 runs scored on June 7 at Cleveland.
- ▶ Homered in back-to-back games on June 13-14 vs. St. Louis.
- ▶ Grounded into his first double play on June 14 vs. St. Louis after not hitting into a twin killing in the first 206 at bats of his career.
- ▶ Equaled his career high with 4 hits on June 20 at St. Louis...tied it again on September 11 vs. Minnesota.
- ▶ Posted a 43-game errorless streak from July 3 to August 24.
- ▶ Hit the game-winning 2-run homer in the top of the 10th on August 1 at Minnesota.
- ▶ Recorded his first career multi-homer game on September 2 at Minnesota.

ROYALS

REVIEW

HISTORY

RECORDS

OPPONENTS

SCOUTING/PLAYER DEV.

MEDIA & MISC.



ALEX GORDON (CONT.)

- ▶ Suffered a fractured nose on a hard-hit grounder in the ninth inning of the final game of the season on September 30 vs. Cleveland.
- ▶ Following the season, named 2007 Lincoln Journal Star Star of the Year along with former Nebraska teammate and current Yankee Joba Chamberlain.

2006

- ▶ Had a tremendous first professional season taking both the Baseball America Minor League Player of the Year and the J.G. Taylor Spink Award as the Topps/Minor League Player of the Year.
- ▶ Joined Johnny Damon in 1995 as the only Wichita players to win the Spink Award...joins Tom Gordon in 1988 as the only Royals farmhands to win the Baseball America Award since it debuted in 1981.
- ▶ Became the first player in history to win Baseball America's College Player of the Year (2005) and Minor League Player of the Year (2006) in consecutive seasons.
- ▶ Was named the Alex George Royals Minor League Player of the Year and Texas League Player of the Year.
- ▶ Tabbed by Baseball America as the Royals top prospect for the second season in a row...also named the top prospect from the Texas League...named by Texas League managers as the best defensive third baseman.
- ▶ Named the top prospect in baseball by Sports Illustrated and the number 2 prospect by MiLB.com, trailing the Rays' Delmon Young.
- ▶ Played season at Wichita (AA) and helped lead the Wranglers to the Texas League Championship series.
- ▶ Ranked second among all minor leaguers in total bases (286) and fourth in runs scored (111)...also was tied for fourth in slugging pct. (.588), fifth in extra-base hits (69), tied for eighth in home runs and tied for 11th in RBI.
- ▶ He was 1 of just 5 players in the U.S. minor league system to record at least 20 homers and 20 stolen bases.

2005

- ▶ Played in 16 games for Surprise in the Arizona Fall League, where he hit .260 (13-50)...was named the second-best prospect in the Arizona Fall League by Baseball America.
- ▶ Was selected by the Royals as the second overall pick in the June Free Agent Draft, then the highest first round pick in Royals history, passing Jeff Austin (4th, 1998) and Mike Stodolka (4th, 2000).
- ▶ Tabbed by Baseball America as the Royals top prospect entering the 2006 season.

Miscellaneous Notes

- ▶ Alex Jonathan Gordon resides in Overland Park, Kan., with his wife, Jamie.
- ▶ Was drafted following his junior season at Nebraska where he swept the collegiate baseball awards for college player of the year, winning the Golden Spikes Award, the Dick Howser Award, the Brooks Wallace Award and the ABCA Rawlings Player of the Year...was also an ESPY Award Finalist for the Best Male College Athlete.
- ▶ Earned first-team All-America honors in his sophomore and junior seasons...hit .372 (94-253) in 72 games with 22 doubles, 4 triples, 19 home runs and 66 RBI as a junior.
- ▶ Helped lead the Huskers to the 2005 Big 12 regular season and tournament titles and the school's third College World Series appearance in 2005.
- ▶ Was only the second 2-time 1st-team All-American in Nebraska history and finished the season as the Big 12 leader (conference games) in walks and on-base pct., while ranking third in home runs, total bases and slugging pct.
- ▶ Was the highest draft pick out of Nebraska since Darin Erstad was taken first overall in the 1995 draft.
- ▶ He was named the No. 1 college draft prospect by Baseball America as well as the second-best overall prospect, best pure collegiate hitter, the second-best collegiate 5-tool talent, second-best collegiate power hitter, best collegiate strike-zone judgment and second-closest to the Majors among collegiate players.
- ▶ Was a member of the 2004 U.S. National Team and helped lead Team USA to an 18-7 overall record, seeing the majority of his playing time at first base...hit .388 with 4 home runs, 12 RBI and 18 runs scored in 24 contests...was named the top offensive player at the FISU World University Baseball Championships in Tainan, Taiwan after leading all players with a .524 average (11-for-21).
- ▶ Was a 2-time Gatorade Nebraska Player of the Year after hitting .483 with 25 home runs and 112 RBI at Lincoln Southeast (Neb.) High School.
- ▶ The son of Leslie and Mike Gordon, both his father (Nebraska), older brother (Eric, Nebraska-Omaha) and younger brother (Brett, Park University) played college baseball, while his grandfather (Charlie) was the long-time coach at Lincoln Southeast.
- ▶ Participated in 2006, 2007, 2008 and 2009 Royals Caravans...also participated in 2008 and 2009 Royals FanFest.
- ▶ He and his wife, Jamie, volunteered at the Johnson County Christmas Bureau Holiday Shop in December, 2008.



Gordon's Career Statistics

Year	Club	AVG	G	AB	R	H	2B	3B	HR	RBI	SH	SF	HP	BB	SO	SB	CS	E
2006	Wichita	.325	130	486	*111	158	39	1	29	101	0	2	16	+72	113	22	3	17
2007	KANSAS CITY	.247	151	543	60	134	36	4	15	60	1	2	13	41	137	14	4	15
2008	KANSAS CITY	.260	134	493	72	128	35	1	16	59	1	5	6	66	120	9	2	16
Minor League Totals		.325	130	486	111	158	39	1	29	101	0	2	16	72	113	22	3	16
Major League Totals		.253	285	1036	132	262	71	5	31	119	2	7	19	107	257	23	6	31

* - Led League

* - Tied for League Lead

Gordon's Career Transactions

- 2005 Selected by the Kansas City Royals in the 1st round (2nd overall) on the June Free Agent Draft...signed by Phil Huttman
 2008 Placed on 15-day D.L. (torn right hip flexor muscle), August 22...reinstated on September 12

Gordon's Career Fielding

POSITION	PCT.	G	PO	A	E	TC	DP
3rd Base	.958	270	211	477	30	718	43
1st Base	.993	32	132	8	1	141	16
Shortstop	1.000	1	2	1	0	3	0

Gordon's Single Game Bests

HITS		HOME RUNS		STOLEN BASES	
4 (3x)	6/7/07 @ CLE 6/20/07 @ STL 9/11/07 vs. MIN	2	9/2/07 @ MIN	2 (2x)	6/24/07 @ MIL 9/27/08 @ MIN
3 (10x)		RBI		HITTING STREAKS	
6/12/07 vs. STL 7/6/07 vs. TB 7/17/07 @ BOS 7/24/07 vs. NYY 7/26/07 vs. NYY 8/11/07 vs. TOR 9/3/07 @ TEX 5/20/08 @ BOS 5/28/08 vs. MIN 7/28/08 @ OAK	4 (3x)	6/26/07 @ LAA 9/3/07 @ TEX	12	Aug. 20-Sept. 28, 2008	
	3 (5x)	6/13/07 vs. STL 8/28/07 vs. DET 9/9/07 vs. NYY 5/9/08 vs. BAL 6/27/08 vs. STL			

ROYALS BIRTHDAYS

JANUARY		APRIL (cont.)		SEPTEMBER	
4	Trey Hillman (46)	19	Alberto Callaspo (26)	6	Mark Teahen (28)
7	Bryan Pena (27)	25	Dave Owen (51)	8	Gil Meche (31)
23	Brandon Duckworth (33)	29	Bob McClure (57)	9	Kyle Davies (26)
26	Esteban German (31)			12	Franquelis Osoria (28)
28	Doug Waechter (28)			14	Cody Clark (27)
FEBRUARY		MAY		15	Luke Hochevar (26)
4	Rusty Kuntz (54)	17	Jose Guillen (33)	19	Lenny DiNardo (30)
10	Alex Gordon (25)	18	Joakim Soria (25)	21	Carlos Rosa (25)
28	Brian Bannister (28)	22	John Bale (35)	28	Derrick Robinson (22)
		31	Mario Lissos (25)		
MARCH		JUNE		OCTOBER	
2	Kiel Thibault (25)	8	John Gibbons (47)	5	John Suomi (29)
4	Danny Cortes (22)	19	Yasuhiko Yabuta (36)	21	Zack Greinke (26)
7	Jose Duarte (24)	26	Luis Hernandez (25)	30	Mike Jacobs (29)
13	Matt Wright (27)	28	Ron Mahay (38)		
	Mike Aviles (28)	30	Mitch Maier (27)	NOVEMBER	
23	Tony Pena, Jr. (28)			1	Coco Crisp (30)
	Joel Peralta (33)	JULY		11	Victor Marte (29)
24	Chris Lubanski (24)	7	John Buck (29)		J.R. House (30)
	Devon Lowery (26)	15	Miguel Olivo (31)	14	Tim Hamulack (33)
	Robinson Tejeda (27)	19	Jimmy Gobble (28)	22	Oscar Villarreal (28)
	Heath Phillips (27)	AUGUST		24	Horacio Ramirez (30)
26	Kevin Seitzer (47)	13	Roman Colon (30)	25	Henry Barrera (24)
29	Kila Ka'aihue (25)	25	Neal Musser (29)		Matt Tupman (30)
		27	Tommy Murphy (30)	27	Willie Bloomquist (32)
		29	Ryan Shealy (30)	DECEMBER	
APRIL				8	John Mizerock (49)
1	Jeff Howell (26)			12	Shane Costa (28)
5	Ross Gload (33)			14	Julio Pimentel (24)
14	Kyle Farnsworth (33)			20	David Defesus (30)
15	Corey Smith (27)			24	Jamey Wright (35)
18	Billy Butler (23)				


ALEX GORDON (CONT.)
Gordon's 2008 and Career Breakdown

vs.	American League	2008					Career				
		AVG	AB	H	HR	RBI	AVG	AB	H	HR	RBI
vs. Baltimore	.294	34	10	2	7	.216	51	11	2	7	
Boston	.476	21	10	1	2	.381	42	16	1	4	
Chicago	.182	66	12	1	6	.190	121	23	2	10	
Cleveland	.231	39	9	0	4	.258	89	23	1	8	
Detroit	.250	40	10	3	7	.200	100	20	3	13	
Los Angeles	.389	18	7	1	4	.286	42	12	2	8	
Minnesota	.304	56	17	1	6	.286	119	34	6	13	
New York	.242	33	8	1	2	.286	70	20	2	7	
Oakland	.333	18	6	1	2	.240	50	12	1	3	
Seattle	.250	28	7	0	4	.193	57	11	0	6	
Tampa Bay	.125	24	3	0	0	.146	48	7	0	4	
Texas	.333	24	8	2	4	.295	61	18	3	10	
Toronto	.154	26	4	0	0	.250	48	12	3	5	
vs. National League	AVG	AB	H	HR	RBI	AVG	AB	H	HR	RBI	
vs. Arizona	.308	13	4	0	1	.308	13	4	0	1	
Colorado	.100	10	1	1	3	.217	23	5	1	3	
Florida	.385	13	5	0	1	.400	25	10	0	2	
Milwaukee	-	-	-	-	-	.364	11	4	0	1	
Philadelphia	-	-	-	-	-	.111	9	1	0	2	
St. Louis	.227	22	5	2	5	.347	49	17	4	11	
San Francisco	.250	8	2	0	1	.250	8	2	0	1	
Monthly	AVG	AB	H	HR	RBI	AVG	AB	H	HR	RBI	
March/April	.301	103	31	3	11	.245	184	45	5	16	
May	.262	107	28	2	12	.232	194	45	3	15	
June	.214	98	21	5	17	.270	196	53	8	31	
July	.226	84	19	2	7	.240	175	42	3	20	
August	.268	56	15	2	4	.270	152	41	6	16	
September/October	.311	45	14	2	8	.267	135	36	6	21	
Situational Hitting	AVG	AB	H	HR	RBI	AVG	AB	H	HR	RBI	
Home	.266	233	62	9	33	.265	486	129	17	71	
Road	.254	260	66	7	26	.242	550	133	14	48	
Day	.239	163	39	5	18	.242	306	74	9	32	
Night	.270	330	89	11	41	.258	730	188	22	87	
Natural Grass	.267	445	119	16	56	.260	932	242	26	109	
Artificial Turf	.188	48	9	0	3	.192	104	20	5	10	
Before ASG	.253	356	90	11	45	.243	649	158	17	73	
After ASG	.277	137	38	5	14	.269	387	104	14	46	
vs. LHP	.234	167	39	1	10	.226	310	70	6	31	
vs. RHP	.273	326	89	15	49	.264	726	192	25	88	
with RISP	.222	108	24	0	33	.238	240	57	3	75	
Bases Loaded	.286	7	2	0	8	.300	20	6	0	19	
Pinch Hitter	-	-	-	-	-	.000	2	0	0	0	
Designated Hitter	.000	3	0	0	0	.000	3	0	0	0	

Gordon's Career by Ballpark

Ballpark	AVG	AB	H	HR	RBI	Ballpark	AVG	AB	H	HR	RBI
Camden Yards	.214	28	6	1	3	Chase Field	.308	13	4	0	1
Fenway Park	.455	22	10	0	3	Coors Field	.308	13	4	0	0
U.S. Cellular Field	.136	66	9	0	1	Dolphin Stadium	.385	13	5	0	1
Progressive Field	.279	43	12	0	2	Miller Park	.364	11	4	0	1
Comerica Park	.200	60	12	3	8	Busch Stadium	.346	26	9	1	1
Kauffman Stadium	.265	486	129	17	71						
Angel Stadium	.368	19	7	1	5						
Metrodome	.268	56	15	4	8						
Old Yankee Stadium	.171	35	6	1	2						
Oakland Coliseum	.256	43	11	1	3						
Safeco Field	.188	16	3	0	1						
Tropicana Field	.000	23	0	0	0						
Rangers Ballpark	.289	38	11	1	6						
Rogers Centre	.200	25	5	1	2						



23

ZACK GREINKE

RHP**HEIGHT:** 6-2**WEIGHT:** 192**BATS/THROWS:** R/R**OPENING DAY AGE:** 25 (Turns 26 on October 21)**BORN:** October 21, 1983 (Orlando, FL)**RESIDES:** Orlando, FL**M.L. SERVICE:** 4 years, 57 days**SIGNED THRU:** 2012**ACQUIRED:** Selected in the 1st round (6th overall) of the 2002 Draft

2008

- ▶ Signed a four-year contract through 2012 on January 26, 2009.
- ▶ Had a breakout season as a full-time starter, finishing with a career-high 13 wins and an ERA of 3.47, which ranked 10th in the A.L....also set career highs in innings, strikeouts and quality starts...tied with teammate Gil Meche for fifth in the A.L. in strikeouts.
- ▶ His 3.47 ERA was the lowest by a Royals pitcher who qualified for the ERA title (a minimum of 162 innings) since Kevin Appier's 3.40 mark in 1997.
- ▶ He and Meche's 183 strikeouts are the most by a Royals pitcher since Appier had 196 in 1997.
- ▶ Joins Meche for 366 combined K's, the best 1-2 tandem for the Royals since David Cone and Kevin Appier combined for a franchise-record 377 in 1993.
- ▶ He and Meche each notched at least 13 wins, marking the first time since 1996 when Tim Lincecum (15) and Appier (14) accomplished the feat.
- ▶ Notched 23 quality starts, tied for the second-most in the A.L....the 23 quality starts matched Meche's total from 2007 and is tied for the 14th-most in KC history and the most since Appier's 29 in 1993.
- ▶ Posted 9 starts where he recorded 8 or more strikeouts, including a pair of double-digits (10 on June 24 vs. Colorado and 11 on July 28 at Oakland).
- ▶ Allowed 2 earned runs or less in 19 of his 32 starts.
- ▶ Zack's 3.27 strikeout-to-walk ratio was 10th in the A.L. while his 8.14 strikeouts/9 IP was sixth in the A.L. among qualified starters.
- ▶ He and Meche became the first KC 1-2 punch to each reach the 200-inning threshold since Paul Byrd (228.1 IP) and Jeff Suppan (208.0) in 2002.
- ▶ Tossed his first career 9-inning complete game and third overall complete effort on April 14 at Seattle in a 5-1 win...allowed 1 run on 5 hits in the route-going performance.
- ▶ Was named Royals Pitcher of the Month for April after going 3-0 with a 1.25 ERA in 5 starts.
- ▶ Struck out a career-high 11 in a 4-2 win at Oakland on July 28.
- ▶ At 24 years and 321 days old, Zack became the third-youngest hurler in Royals history to reach triple digits in career starts when he worked on September 7 against the Indians...Royals Hall of Famer Bret Saberhagen was the youngest to reach the century mark, doing so in 23 years and 133 days...Jose Rosado was the second-quickest at 24 years and 286 days...Zack narrowly beat out Royals Hall of Famer Mark Gubicza for third on the list, as Gubie took 24 years and 332 days to record 100 starts.
- ▶ Ended the season strong, not allowing a run in a pair of 7-inning starts, defeating the Mariners, 12-0, on September 18 before beating the Tigers, 5-0, on September 23.
- ▶ Named Royals September Pitcher of the Month after going 4-1 with a 2.18 ERA in 5 starts.

2007

- ▶ Opened the season as the Royals No. 3 starter.
- ▶ The Royals were 30-22 in his 52 appearances including 29-13 in his final 42 appearances of the season.
- ▶ Made 7 starts to open the season, going 1-4 with a 5.71 ERA, before being moved to the bullpen.
- ▶ Went 3-6 with a 3.80 ERA (68.2 IP, 79 H, 29 ER, 21 BB, 51 SO) in 14 starts and 4-1 with 1 save and a 3.54 ERA (53.1 IP, 43 H, 21 ER, 15 BB, 55 SO) in 38 relief appearances.
- ▶ Began the year with a pair of solid starts, allowing just 1 earned run in each start, posting a 1-1 record and a 1.38 ERA (13.0 IP, 14 H, 3 R, 2 ER)...walked just 1 and struck out 12 in those 2 starts.
- ▶ Suffered the shortest start of his career on April 16 at Detroit, lasting just 0.2 inning and allowing 4 runs.
- ▶ Earned his first career professional save on June 29 vs. Chicago, tossing 2.2 shutout innings on 1 hit.
- ▶ Returned to the starting rotation on August 24 vs. Cleveland...went 2-2 with a 1.85 ERA (34 IP, 30 H, 7 ER, 10 BB, 31 SO) in 7 starts to wrap up the season.
- ▶ Recorded 10 straight scoreless outings (including 3 starts) covering 19 innings from August 7-September 3...allowed 14 hits, walking 3 and striking out 19.
- ▶ Picked up a win on September 20 vs. Chicago, allowing just 2 hits in 8.0 shutout innings...set a then-career high with 10 strikeouts.
- ▶ Led baseball with a 1.54 ERA (41 IP, 7 ER) from August 7 through the end of the season (min. 40 IP).
- ▶ Was third in baseball among pitchers with 50 or more innings with a 2.42 ERA (52 IP, 14 ER) following the All-Star break.

ROYALS

REVIEW

HISTORY

RECORDS

OPPONENTS

SCOUTING/PLAYER DEV.

MEDIA & MISC.



ZACK GREINKE (CONT.)

2006

- ▶ Opened the season on the 60-day D.L. for personal reasons...placed on the D.L. on April 1.
- ▶ Made his 2006 debut on June 2 with Wichita (AA)...named Wichita Pitcher of the Year.
- ▶ Recorded a season-high 12 strikeouts in a complete-game win on July 3 at Springfield.
- ▶ Was recalled from Wichita on September 19 and went 1-0 with a 4.26 ERA in 3 relief appearances for the Royals.

2005

- ▶ Spent his first full season at the Major League level.
- ▶ Tied a club record by hitting 13 batters, matching the mark set by Jim Colborn (1977) and tied by Mike Boddicker (1991)...13 hit batsmen were tied for fourth-most in the American League.
- ▶ Rebounded from his 1-11 record and 6.20 ERA prior to the All-Star Break to go 4-6 with a 5.36 ERA after the break.
- ▶ Took a no decision vs. Chicago on April 23, allowing 2 runs (1 ER) on 5 hits in 7.0 innings...allowed the first unearned run of his career in the first inning (158.1 IP)...was the only starter since 1971 in MLB to throw that many innings to begin a career without allowing an unearned run.
- ▶ Recorded his first career complete game in a loss May 10 at Toronto...allowed 3 runs on 6 hits in 8.0 innings...it was the Royals first complete game of 2005 and the final game under manager Tony Pena.
- ▶ Earned his first win of 2005 and his first win since September 9, 2004 at Detroit when he beat the Yankees, 5-3, on May 31 at Kauffman Stadium...snapped a streak of 14-straight winless starts...allowed 3 runs on 3 hits in 5.0 innings...the game was the Royals first under manager Buddy Bell.
- ▶ Surrendered a franchise-record 11 runs (all earned) and equaled a club record with 15 hits allowed in a no decision in a 12-11 Royals loss on June 10 at Arizona...became the first Major League starter since 1969 to allow 11 earned runs and not be charged with a loss.
- ▶ Recorded his first Major League hit on June 10 at Arizona, hitting a home run off Russ Ortiz...the homer was the eighth hit by a pitcher in KC history and the first since Lance Clemons on August 31, 1971.

2004

- ▶ Had an impressive debut season for the Royals...his 3.97 ERA ranked best among KC starters.
- ▶ Was named the 2004 Bruce Rice Royals Pitcher of the Year, joining Dennis Leonard (1975) as just the second rookie in club history to win the award.
- ▶ Made his Major League debut on May 22 at Oakland...had a no decision in a 5-4, 11-inning loss and left with a 2-2 tie...pitched 5.0 innings allowing 2 runs on 5 hits.
- ▶ Was the youngest active player in the Major Leagues upon making his debut...became the third-youngest pitcher to start a game for Kansas City (20 years, 7 months, 1 day) trailing only Bret Saberhagen (20 years, 8 days) and Mark Littell (20 years, 5 months, 27 days).
- ▶ Became the first Royals draft pick since the 2000 draft class to reach the Majors.
- ▶ Posted the second-most wins (8) in club history before the age of 21, trailing only Saberhagen who had 10...joined C.C. Sabathia as the only pitchers to win more than 6 games before their 21st birthday since 1990...Sabathia won 9.
- ▶ Did not allow an unearned run during the season, becoming the fifth rookie in Major League history to do so (minimum 100.0 innings pitched)...pitched the most innings without allowing an unearned run in a rookie campaign since Ted Wilks of the 1944 St. Louis Cardinals (207.2 IP).
- ▶ Led all Major League rookies in ERA (minimum 98.0 IP)...led all rookies with a 3.85 strikeout/walk ratio (minimum 44.0 IP)...also ranked among MLB rookie leaders in innings pitched (2nd), wins (3rd), strikeouts (2nd, 100) and quality starts (2nd, 13).
- ▶ Recorded his first Major League win on June 8 vs. Montreal (7.0 IP, 3 H, 0 ER)...retired the first 10 batters in the game for a 4-2 win...no baserunner reached 3rd base, while just 2 runners reached 2nd.
- ▶ Set a franchise record for fewest earned runs allowed (5) in his first 4 big league starts.
- ▶ Opened the season with a 2-8 record and a 4.77 ERA in his first 12 starts (71.2 IP, 70 H, 38 ER) after the Royals scored just 25 total runs in those starts...went 6-3 with a 3.19 ERA the remainder of the season (73.1 IP, 73 H, 26 ER).
- ▶ Tied a club record by allowing 4 home runs on July 20 vs. Baltimore...also allowed 4 home runs (all solo) on August 27 at Seattle.
- ▶ Took a perfect game into the sixth inning vs. Detroit on September 1...was spoiled by Craig Monroe's leadoff single in a 1-0 Royals win...allowed just 3 hits in 7.0 innings.

Minor League Notes

- ▶ Named the Royals 2003 Minor League Pitcher of the Year and The Sporting News Minor League Player of the Year after compiling a combined 15-4 record and a 1.93 ERA for Wilmington (A) and Wichita (AA).
- ▶ Was named to the USA Today Sports Weekly Minor League All-Star team after ranking third among all minor leaguers in ERA...was 2 wins shy of tying for the most wins in the minors.
- ▶ The 2003 Carolina League Player of the Year went 11-1 with a 1.14 ERA for Class A Wilmington.
- ▶ Named to 2003 Sports Ticker's Texas League All-Teen Team and Texas League All-Prospect Team.



- ▶ Named to Baseball America's High Class A All-Star Team and was the starting pitcher in the Carolina League All-Star game...was tabbed as the Top Prospect in the Carolina League by Baseball America.
- ▶ Was named the best pitching prospect and the best control pitcher in the Carolina League, according to Baseball America...was also named the organization's top prospect.
- ▶ Tossed a perfect fourth inning in the 2003 Futures Game, throwing 9 of 12 pitches for strikes.
- ▶ Was rated as the third-best prospect in the Puerto Rican League by Baseball America following the 2002 season...is believed to be the youngest American-born player to pitch in the Puerto Rican League.
- ▶ Became the fourth high school pitcher drafted in the first round by the Royals since 1977, joining RHP Jim Pittsley (1st round, 1992), LHP Mike Stodolka (1st round, 2000) and RHP Colt Griffin (1st round, 2001).

Miscellaneous Notes

- ▶ Full name is **Donald Zackary Greinke**...engaged to Emily Kuchar...graduated from Apopka (Fla.) High, 2002... brother, Luke, is a pitcher the Yankees farm system.
- ▶ Participated in the 2008 and 2009 Royals FanFest and the 2009 Royals Caravan.
- ▶ Named Gatorade National Baseball Player of the Year in 2002.
- ▶ Led Apopka High to a 30-3 record as a senior by going 9-2 with a 0.55 ERA in 12 games...struck out 118 batters while walking only 8 in 63.0 innings pitched.
- ▶ Played shortstop and 1st base, hitting 31 career home runs with 144 RBI while hitting .444 or better in each of his 4 high school seasons...also lettered in golf and volleyball.

Greinke's Career Statistics

Year	Club	W-L	ERA	G	GS	CG	SHO	SV	IP	H	R	ER	HR	HB	BB	SO	WP	BK
2002	Gulf Coast Royals	0-0	1.93	3	3	0	0	0	4.2	3	1	1	0	0	3	4	1	0
	Spokane	0-0	7.71	2	2	0	0	0	4.2	9	4	4	0	0	0	5	1	0
	Wilmington	0-0	0.00	1	0	0	0	0	2.0	1	0	0	0	0	0	0	0	0
2003	Wilmington	11-1	1.14	14	14	3	1	0	87.0	56	16	11	5	2	13	78	1	0
	Wichita	4-3	3.23	9	9	0	0	0	53.0	58	20	19	5	3	5	34	0	0
2004	Omaha	1-1	2.51	6	6	0	0	0	28.2	25	8	8	2	2	6	23	2	1
	KANSAS CITY	8-11	3.97	24	24	0	0	0	145.0	143	64	64	26	8	26	100	1	1
2005	KANSAS CITY	5-17	5.80	33	33	2	0	0	183.0	233	125	118	23	13	53	114	4	2
2006	Wichita @	8-3	4.34	18	17	1	0	0	105.2	96	53	51	12	6	27	94	6	0
	KANSAS CITY	1-0	4.26	3	0	0	0	0	6.1	7	3	3	1	0	3	5	0	0
2007	KANSAS CITY	7-7	3.69	52	14	0	0	1	122.0	122	52	50	12	3	36	106	3	1
2008	KANSAS CITY	13-10	3.47	32	32	1	0	0	202.1	202	87	78	21	4	56	183	8	1
	Minor League Totals	24-8	2.96	53	51	4	1	0	285.2	248	102	94	24	13	54	238	11	1
	Major League Totals	34-45	4.28	144	103	3	0	1	658.2	707	331	313	83	28	174	508	16	5

* - Led League

@ - Partial Minor League injury rehab

Greinke's Career Transactions

- 2002 Selected by the Kansas City Royals in the 1st round (6th overall) of the June Free Agent Draft...signed by Cliff Pastornicky
 2006 Placed on 60-day D.L. (personal reasons), April 1...reinstated on June 21

Greinke's Career Fielding

POSITION	PCT.	G	PO	A	E	TC	DP
Pitcher	.984	144	54	72	2	128	4

Greinke's M.L. Batting Totals

	AVG.	AB	H	HR	RBI
M.L. Totals	.250	12	3	1	1

Greinke's Single Game Bests

STRIKEOUTS (STARTER)

- 11 7/28/08 @ OAK
- 10 9/20/07 vs. CWS
- 6/24/08 vs. COL
- 9 5/1/08 @ TEX
- 8 (7s) 6/21/05 @ CWS
- 5/7/08 vs. LAA
- 5/28/08 vs. MIN
- 7/10/08 vs. CWS
- 7/23/08 vs. DET
- 9/2/08 vs. OAK
- 9/7/08 vs. CLE

STRIKEOUTS (RELIEVER)

- 5 6/10/07 vs. PHI
- 4 5/14/07 @ OAK

INNINGS PITCHED (STARTER)

- 9.0 4/14/08 @ SEA (CG)
- 8.0 (4s) 5/10/05 @ TOR (CG)
- 9/20/07 vs. CWS
- 4/9/08 vs. NYY
- 5/28/08 vs. MIN

INNINGS PITCHED (RELIEVER)

- 4.0 6/14/07 vs. STL
- 9/29/06 @ DET
- 5/12/07 @ CWS

COMPLETE GAMES

- 5/10/05 @ TOR
- 4/14/08 @ SEA

WINNING STREAKS

- 4 Aug. 15-Sept. 9, 2004
- 3 May 22-June 14, 2007
- April 3-14, 2008
- Sept. 13-23, 2008



ZACK GREINKE (CONT.)

Greinke's 2008 and Career Breakdown

vs. American League	2008							Career						
	W-L	S	ERA	G	IP	H	ER	W-L	S	ERA	G	IP	H	ER
vs. Baltimore	0-0	0	9.00	1	5.0	7	5	0-2	0	10.13	5	16.0	25	18
Boston	-	-	-	-	-	-	-	0-2	0	3.45	3	15.2	19	6
Chicago	1-2	0	7.25	4	22.1	32	18	3-8	1	4.94	17	89.1	94	49
Cleveland	1-2	0	3.71	3	17.0	20	7	4-8	0	4.04	18	75.2	81	34
Detroit	2-1	0	2.77	4	26.0	26	8	8-4	0	3.19	17	79.0	81	28
Kansas City	-	-	-	-	-	-	-	-	-	-	-	-	-	-
Los Angeles	1-0	0	3.86	1	7.0	5	3	1-2	0	6.75	4	18.2	28	14
Minnesota	0-1	0	5.54	2	13.0	14	8	2-4	0	4.04	13	62.1	61	28
New York	1-1	0	1.83	3	19.2	18	4	2-3	0	5.27	10	42.2	46	25
Oakland	2-0	0	2.79	3	19.1	21	6	3-0	0	2.72	10	43.0	46	13
Seattle	2-0	0	0.56	2	16.0	7	1	2-0	0	2.65	7	37.1	34	11
Tampa Bay	0-1	0	3.00	1	6.0	7	2	0-2	0	3.81	7	28.1	34	12
Texas	0-1	0	1.38	2	13.0	8	2	2-3	0	3.51	9	41.0	42	16
Toronto	0-1	0	5.25	2	12.0	14	7	1-3	0	5.12	7	31.2	35	18
vs. National League	W-L	S	ERA	G	IP	H	ER	W-L	S	ERA	G	IP	H	ER
vs. Arizona	0-0	0	0.00	1	7.0	3	0	0-0	0	8.74	2	11.1	18	11
Atlanta	-	-	-	-	-	-	-	-	-	-	-	-	-	-
Chicago	-	-	-	-	-	-	-	-	-	-	-	-	-	-
Cincinnati	-	-	-	-	-	-	-	-	-	-	-	-	-	-
Colorado	1-0	0	4.50	1	6.0	9	3	1-0	0	3.68	2	7.1	9	3
Florida	1-0	0	4.50	1	6.0	9	3	1-0	0	3.38	2	8.0	9	3
Houston	-	-	-	-	-	-	-	-	-	-	-	-	-	-
Los Angeles	-	-	-	-	-	-	-	0-0	0	5.40	1	5.0	8	3
Milwaukee	-	-	-	-	-	-	-	0-0	0	0.00	1	2.0	0	0
New York	-	-	-	-	-	-	-	0-1	0	6.43	1	7.0	5	5
Philadelphia	-	-	-	-	-	-	-	1-1	0	3.38	2	8.0	6	3
Pittsburgh	-	-	-	-	-	-	-	-	-	-	-	-	-	-
St. Louis	1-0	0	1.29	1	7.0	2	1	2-2	0	5.24	5	22.1	23	13
San Diego	-	-	-	-	-	-	-	-	-	-	-	-	-	-
San Francisco	-	-	-	-	-	-	-	-	-	-	-	-	-	-
Washington	-	-	-	-	-	-	-	1-0	0	0.00	1	7.0	3	0
Monthly	W-L	S	ERA	G	IP	H	ER	W-L	S	ERA	G	IP	H	ER
March/April	3-0	0	1.25	5	36.0	30	5	4-4	0	2.61	15	86.1	88	25
May	2-2	0	4.38	6	39.0	41	19	4-8	0	4.80	25	110.2	121	59
June	2-2	0	5.25	6	36.0	36	21	5-9	1	5.61	26	110.2	117	69
July	1-3	0	5.22	5	29.1	38	17	5-12	0	5.80	27	107.0	134	69
August	1-2	0	2.48	5	29.0	31	8	5-6	0	4.09	26	105.2	120	48
September/October	4-1	0	2.18	5	33.0	26	8	11-6	0	2.80	25	138.1	127	43
Situational Pitching	W-L	S	ERA	G	IP	H	ER	W-L	S	ERA	G	IP	H	ER
Home	6-3	0	2.92	14	92.1	84	30	18-20	1	3.95	74	348.2	364	153
Road	7-7	0	3.93	18	110.0	118	48	16-25	0	4.65	70	310.0	343	160
Before ASG	7-5	0	3.48	19	124.0	120	48	13-26	1	4.53	75	347.1	374	175
After ASG	6-5	0	3.45	13	78.1	82	30	21-19	0	3.99	69	311.1	333	138
Starter	13-10	0	3.47	32	202.1	202	78	29-44	0	4.34	103	599.0	657	289
Reliever	-	-	-	-	-	-	-	5-1	1	3.62	41	59.2	50	24

Greinke's Career By Ballpark

Ballpark	W-L	S	ERA	G	IP	ER	Ballpark	W-L	S	ERA	G	IP	ER
Camden Yards	0-0	0	9.00	1	5.0	5	Chase Field	0-0	0	8.74	2	11.1	11
Fenway Park	0-0	0	0.00	1	1.2	0	Coors Field	0-0	0	0.00	1	1.1	0
U.S. Cellular Field	0-6	0	7.78	8	37.0	32	Dolphin Stadium	1-0	0	4.50	1	6.0	3
Progressive Field	2-5	0	4.62	10	37.0	19	Miller Park	0-0	0	0.00	1	2.0	0
Comerica Park	6-2	0	2.66	10	44.0	13	Citizens Bank Park	0-1	0	4.50	1	6.0	3
Kauffman Stadium	18-20	1	3.95	74	348.2	153	Busch Stadium	1-0	0	2.16	2	8.1	2
Angel Stadium	0-0	0	0.00	1	1.2	0							
Metrodome	1-2	0	3.52	5	23.0	9							
Old Yankee Stadium	0-2	0	8.82	4	16.1	16							
Oakland Coliseum	2-0	0	2.25	7	28.0	7							
Safeco Field	1-0	0	3.43	3	21.0	8							
Tropicana Field	0-2	0	4.19	4	19.1	9							
Rangers Ballpark	1-2	0	3.00	4	18.0	6							
Rogers Centre	1-3	0	6.65	4	23.0	17							



11 JOSE GUILLEN

OF**HEIGHT:** 6-0**WEIGHT:** 195**BATS/THROWS:** R/R**OPENING DAY AGE:** 32 (Turns 33 on May 17)**BORN:** May 17, 1976 (San Cristobal, DR) **RESIDES:** Santo Domingo, DR**M.L. SERVICE:** 11 years, 51 days**SIGNED THRU:** 2010**ACQUIRED:** Signed as a Major League free agent, December 6, 2007

2008

- ▶ His first season with the Royals after signing a 3-year deal on December 6, 2007...appeared in a career-high tying 153 games while setting new career highs with 598 at bats and 42 doubles.
- ▶ Ranked tied for seventh in the A.L. with 10 outfield assists...has 100 outfield assists in his career, 1 of 12 active players to reach triple digits.
- ▶ Finished the season tied for fifth in baseball and tied for second in the A.L. with 30 go-ahead RBI...also collected 42 two-out RBI, which was tied for fifth in the A.L.
- ▶ Started slow, hitting .165 (20-for-121) with 3 home runs and 15 RBI through May 5, covering 31 games...hit .380 (68-for-179) with 20 doubles, 10 home runs and 45 RBI in 44 games from May 7 to June 23...led the Majors in hitting and doubles over that span and was second in RBI.
- ▶ He equaled a then-career high with 5 RBI in a April 29 win over the Rangers (seventh time, last: August 19, 2007 vs. White Sox).
- ▶ Was named the Royals Player of the Month in both May and June...hit .308 (33-for-107) with 11 doubles, 3 homers and 21 RBI in May and .345 (39-for-113) with 9 doubles, 7 homers and 25 RBI in June.
- ▶ Was named the American League Player of the Week from May 12-18, hitting .458 (11-for-24) with 5 doubles, 2 homers and 13 RBI...included was an 8-RBI visit to Florida during a 3-game set vs. the Marlins.
- ▶ Collected his eighth career game of 4 hits or more (one 5-hit game) on May 22 at Boston.
- ▶ Had a day to remember on June 7, going 3-for-4 at the plate with a 2-run homer in the first, an RBI single in the third and a grand slam in the seventh, driving in a career-best 7...the grand slam was the fourth of his career and the multi-homer game was his 10th...the grand slam was his 100th career road home run...on top of the feats at the plate, also recorded 2 outfield assists for the fifth time in his career.
- ▶ Hit .500 (23-for-46) during a then career-high-tying 11-game hitting streak from June 6-17.
- ▶ Was one of 5 candidates in the Monster 2008 All-Star Game Final Vote, but lost out to the Rays' Evan Longoria.
- ▶ Set a career high with a 14-game hitting streak from September 4-17, hitting .414 (24-for-58) with 14 RBI.
- ▶ Recorded his 11th career multi-homer game when he went deep twice off A.L. Cy Young winner Cliff Lee on September 12 at Cleveland.

2007

- ▶ Spent his only season in Seattle...recorded his fourth 20-homer season in the last 5 years.
- ▶ Set a club record and ranked fourth in the A.L. with 19 hit by pitches.
- ▶ Hit .362 (50-for-138) vs. left-handed pitchers, second in the A.L.
- ▶ Recorded 46 multi-hit games and 29 multi-RBI efforts.
- ▶ Tied a career high with 5 straight multi-hit games from August 21-25.
- ▶ Of his 23 homers, 9 gave the Mariners the lead and 3 tied the game.
- ▶ Tied for fourth in the A.L. with 34 go-ahead RBI.
- ▶ Ranked tied for 10th in the A.L. with 9 outfield assists.
- ▶ Combined to bat .346 (55-for-149) over a 40-game stretch from June 26-August 12.
- ▶ Tied a career high with 5 RBI on August 19 vs. Chicago.

2006

- ▶ Played 69 games in his second and final season with Washington, limited by injuries.
- ▶ Played his final game of the season on July 18...underwent season-ending Tommy John surgery on July 25.

2005

- ▶ Tied for first in the N.L. with 19 hit by pitches in his first of 2 seasons in Washington.
- ▶ Hit 21 of his 24 home runs on the road...by hitting 87.5% of his homers on the road, ranked third all-time in road homer percentage among players to hit at least 20 homers in a season.
- ▶ Posted his 500th career RBI on June 29 vs. Pittsburgh.
- ▶ Recorded his 1,000 career hit on September 9 vs. Atlanta.

ROYALS

REVIEW

HISTORY

RECORDS

OPONENTS

SCOUTING/PLAYER DEV.

MEDIA & MISC.



JOSE GUILLEN (CONT.)

2004

- ▶ Spent his only season with the Anaheim Angels.
- ▶ His 104 RBI were a career high and the third-most in Angels history by a player in his first year with the club.
- ▶ Hit .327 (49-for-150) with runners in scoring position to lead the club and rank eighth in the A.L.
- ▶ Posted 27 RBI in May, his most in any month and 1 shy of tying an Angels team record.
- ▶ Reached base safely in 9 consecutive plate appearances (7 H, 2 BB) from May 3-5.

2003

- ▶ Split the season between Cincinnati and Oakland...combined to hit a career-best 31 home runs...his career best .569 slugging pct. for the season ranked 13th among all Major League hitters.
- ▶ At the time of his trade to Oakland on July 30, was third in the N.L. in hitting and fourth in slugging pct. (.629).
- ▶ Voted the 2003 Ernie Lombardo Award as the Reds' Most Valuable Player.

2002

- ▶ Spent time in the Arizona, Colorado and Cincinnati organizations.
- ▶ Smashed his third career grand slam on September 9 vs. Pittsburgh off Al Reyes.
- ▶ Played for Escogido in the Dominican Winter League.

2001

- ▶ Spent his third and final season in the Rays organization...a sprained left knee in May led to 3 separate stints on the Disabled List.

2000

- ▶ Spent his second season with Tampa Bay.
- ▶ Recorded his second career grand slam on June 25 at Texas off Kenny Rogers.

1999

- ▶ Was the Pirates' Opening Day right fielder for a third straight season.
- ▶ Traded to Tampa Bay on July 23.

1998

- ▶ Ranked fourth in the N.L. with 16 outfield assists.
- ▶ Notched his first career grand slam on June 21 at Milwaukee off Jeff Juden.

1997

- ▶ Named a TOPPS Rookie All-Star as selected by Major League managers...was the Pirates Opening Day right fielder at the age of 20...was the youngest Pirates Opening Day starter since Hall of Famer Bill Mazeroski in 1957.
- ▶ Was first among N.L. rookies with 39 multi-hit games, tied for second in RBI and third in home runs.
- ▶ Singled off the Giants Rich Delucia on April 3 at San Francisco for his first Major League hit.
- ▶ Recorded his first Major League homer on April 19 off the Reds' Pete Schourek.

Minor League Notes

- ▶ Named 1996 Carolina League's MVP and a TOPPS Single-A All-Star...led the league in hits, tied for the league lead in homers, ranked second in RBI and third in extra-base hits.
- ▶ Was a New York-Penn League All-Star in 1995...led the league in homers, slugging and extra-base hits.
- ▶ Began his professional career with Pirates' Dominican team in 1993.
- ▶ Signed by the Pittsburgh Pirates as a non-drafted free agent, August 19, 1992.

Miscellaneous Notes

- ▶ José Manuel Guillén...has 2 children, José Jr. and José Manuel...resides in San Cristobal, Dominican Republic.
- ▶ Participated in 2008 Royals FanFest.



Guillén's Career Statistics

Year	Club	AVG	G	AB	R	H	2B	3B	HR	RBI	SH	SF	HP	BB	SO	SB	CS	E
1994	Gulf Coast Pirates	.264	30	110	17	29	4	1	4	11	0	0	6	7	15	2	1	2
1995	Erie	.314	66	258	41	81	17	1	*12	46	0	1	12	10	44	1	5	13
	Augusta	.235	10	34	6	8	1	1	2	6	0	0	2	2	9	0	0	0
1996	Lynchburg	.322	136	*528	78	*170	30	0	+21	94	1	8	13	20	73	24	13	13
1997	PITTSBURGH	.267	143	498	58	133	20	5	14	70	0	3	8	17	88	1	2	9
1998	PITTSBURGH	.267	153	573	60	153	38	2	14	84	1	4	6	21	100	3	5	10
1999	PITTSBURGH	.267	40	120	18	32	6	0	1	18	1	1	0	10	21	1	0	3
	Nashville	.333	35	132	28	44	10	0	5	22	0	1	2	8	21	0	1	4
	Durham	.382	9	34	8	13	1	0	3	12	0	1	0	7	7	0	1	0
	TAMPA BAY	.244	47	168	24	41	10	0	2	13	0	1	7	10	36	0	0	3
2000	Durham	.423	19	78	20	33	8	2	9	31	0	1	1	8	11	0	1	3
	TAMPA BAY	.253	105	316	40	80	16	5	10	41	2	0	13	18	65	3	1	4
2001	TAMPA BAY	.274	41	135	14	37	5	0	3	11	0	1	3	6	26	2	3	3
	Durham	.294	33	119	18	35	9	0	7	29	0	2	0	3	28	0	0	1
2002	ARIZONA	.229	54	131	13	30	4	0	4	15	0	1	2	7	25	3	4	0
	Colorado Springs	.412	5	17	2	7	3	0	0	5	0	0	1	1	2	0	1	0
	Louisville	.310	8	29	4	9	4	0	2	8	0	0	0	0	5	0	0	0
	CINCINNATI	.248	31	109	12	27	3	0	4	16	1	0	1	7	18	1	1	1
2003	CINCINNATI	.337	91	315	52	106	21	1	23	63	6	2	9	17	63	1	3	8
	Louisville	.333	4	15	4	5	1	0	0	3	0	1	0	1	3	1	0	0
	OAKLAND	.265	45	170	25	45	7	1	8	23	2	1	5	7	32	0	0	4
2004	ANAHEIM	.294	148	565	88	166	28	3	27	104	0	3	15	37	92	5	4	6
2005	WASHINGTON	.283	148	551	81	156	32	2	24	76	1	9	19	31	102	1	1	7
2006	WASHINGTON	.216	69	241	28	52	15	1	9	40	0	5	7	15	48	1	0	2
	Potomac @	.500	3	6	2	3	0	0	2	3	0	0	0	1	0	0	0	0
2007	SEATTLE	.290	153	593	84	172	28	2	23	99	0	5	19	41	118	5	1	8
2008	KANSAS CITY	.264	153	598	66	158	42	1	20	97	0	3	9	23	106	2	1	4
Minor League Totals		.321	358	1360	228	437	88	5	67	270	1	15	37	68	218	28	23	36
A.L. Totals		.275	692	2545	341	699	136	12	93	388	4	14	71	142	475	17	10	32
N.L. Totals		.271	729	2538	322	689	139	11	93	382	10	25	52	125	465	12	16	40
Major League Totals		.273	1421	5083	663	1388	275	23	186	770	14	39	123	267	940	29	26	72

* - Led League @ - Tied for League Lead @ - Minor League injury rehab

Career Grand Slams (4):	TEAM	DATE	OPPONENT	PITCHER
	PITTSBURGH	June 21, 1998	at Milwaukee	J. Juden
	TAMPA BAY	June 25, 2000	at Texas	K. Rogers
	CINCINNATI	Sept. 9, 2002	vs. Pittsburgh	A. Reyes
	KANSAS CITY	June 7, 2008	at New York-AL	A. Pettitte

Guillén's Career Transactions

- 1992 Signed by the Pittsburgh Pirates as a non-drafted free agent, August 19.
- 1999 Acquired by the Tampa Bay Rays along with RHP Jeff Sparks in exchange for C Joe Oliver and C Humberto Cota, July 23
- 2000 Placed on 15-day D.L. (right shoulder tendinitis), March 28...reinstated on April 12
- 2001 Placed on 15-day D.L. (sprained left knee), May 18...reinstated on June 24
Placed on Suspended List, June 14...reinstated on June 24
Placed on 15-day D.L. (sprained left knee), June 25...reinstated on July 30
Signed by the Arizona Diamondbacks as a minor league free agent, December 18
- 2002 Signed by the Colorado Rockies as a minor league free agent, July 29
Signed by the Cincinnati Reds as a minor league free agent, August 20
- 2003 Acquired by the Oakland Athletics in exchange for RHP Aaron Harang, RHP Joe Valentine and RHP Jeff Bruskch, July 30
Placed on Suspended List, September 4...reinstated on September 6
Signed by the Los Angeles Angels of Anaheim as a Major League free agent, December 19
- 2004 Placed on Suspended List, September 24...reinstated on October 14
Acquired by the Montreal Expos in exchange for OF Juan Rivera and INF Maicer Izturis, November 19
- 2005 Placed on Suspended List, September 24...reinstated on September 25
- 2006 Placed on 15-day D.L. (left hamstring strain), May 26...reinstated on June 10
Placed on 15-day D.L. (right elbow surgery), July 19...transferred to 60-day D.L., September 5...reinstated on October 9
Signed by the Seattle Mariners as a Major League free agent, December 4
- 2007 Signed by the Kansas City Royals as a Major League free agent, December 6

Guillén's Division Series Totals

Year	Club vs. Opp.	AVG	G	AB	R	H	2B	3B	HR	RBI	SH	SF	HP	BB	SO	SB	CS	E
2003	Oak vs. Bos	.455	4	11	1	5	1	0	0	1	0	0	0	3	2	0	0	0

Guillén's Career Fielding

POSITION	PCT.	G	PO	A	E	TC	DP
Outfield	.972	1297	2441	100	72	2613	26

WAVES

REVIEW

HISTORY

RECORDS

OPPONENTS

SCOUTING/PLAYER DEV.

MEDIA & MISC.



JOSE GUILLÉN (CONT.)

Guillén's Single Game Bests

<u>HITS</u>	
5	7/31/04 vs. SEA
4 (7x)	7/27/98 @ COL 6/22/05 @ PIT 5/23/07 @ TB 8/7/07 @ BAL 9/9/07 @ DET 9/29/07 vs. TEX 5/22/08 @ BOS

<u>HOME RUNS</u>	
2 (11x)	5/22/03 vs. ATL 7/4/03 vs. NYM 8/16/03 vs. TOR 7/7/04 @ CWS 4/13/05 @ ATL 5/25/05 @ CIN 6/20/05 @ PIT 6/22/05 @ PIT 5/9/06 @ CIN 6/7/08 @ NYY 9/12/08 @ CLE

<u>RBI</u>	
7	6/7/08 @ NYY
5 (7x)	8/16/97 @ FLA 9/19/98 vs. HOU 9/9/02 vs. PIT 7/7/04 @ CWS 7/23/04 @ SEA 8/19/07 vs. CWS 4/29/08 @ TEX 4 (10x) 7/9/97 @ STL 6/21/98 @ MIL 5/28/00 vs. SEA 6/25/00 @ TEX 4/30/03 @ COL 7/31/04 vs. SEA 4/13/05 @ ATL 5/9/07 @ DET 5/19/07 vs. SD 5/18/08 @ FLA

<u>STOLEN BASES</u>	
2	7/8/07 @ OAK

<u>HITTING STREAKS</u>	
14	Sept. 4-17, 2008
11 (2x)	April 25-May 6, 2003 June 6-17
10 (7x)	July 27-Aug. 6, 1998 Aug. 4-13, 2000 July 19-28, 2003 May 2-13, 2004 July 30-Aug. 9, 2004 Aug. 17-26, 2007 May 7-18, 2008

Guillén's Career by Ballpark

Ballpark	AVG	AB	H	HR	RBI	Ballpark	AVG	AB	H	HR	RBI
Camden Yards	.240	96	23	2	11	Chase Field	.284	109	31	4	19
Fenway Park	.229	83	19	3	13	Turner Field	.290	93	27	5	17
U.S. Cellular Field	.255	98	25	4	14	Wrigley Field	.306	85	26	5	13
Progressive Field	.275	10	30	3	13	Cinergy Field	.210	100	21	2	13
Tiger Stadium	.222	18	4	1	3	Great American	.331	169	56	14	31
Comerica Park	.255	98	25	4	18	Coors Field	.438	64	28	6	24
Kauffman Stadium	.288	372	107	10	54	Dolphin Stadium	.295	95	28	3	22
Angel Stadium	.309	363	112	16	63	Astrodome	.286	35	10	2	5
Metrodome	.337	86	29	1	12	Minute Maid Park	.169	59	10	3	4
Old Yankee Stadium	.348	92	32	8	20	Dodger Stadium	.247	81	20	3	8
Oakland Coliseum	.262	172	45	9	29	County Stadium	.143	28	4	1	6
Safeco Field	.273	363	99	15	54	Miller Park	.236	55	13	3	11
Tropicana Field	.227	405	92	8	39	Shea Stadium	.221	113	25	3	15
Rangers Ballpark	.284	109	31	8	25	Veterans Stadium	.255	55	14	0	7
Rogers Centre	.243	107	26	2	13	Citizens Bank Park	.340	53	18	2	6
						Three Rivers	.295	577	170	15	90
						PNC Park	.342	76	26	6	18
						Busch Stadium II	.250	92	23	3	13
						Busch Stadium	.172	29	5	1	1
						Qualcomm Stadium	.395	38	15	0	4
						PETCO Park	.115	26	3	0	1
						3 Com Park	.161	31	5	1	3
						AT&T Park	.290	31	9	2	10
						Olympic Stadium	.241	54	13	0	3
						Hiram Bithorn Stad.	.286	7	2	1	1
						RFK Stadium	.244	357	87	7	44





Guillén's 2008 and Career Breakdown

	2008					Career				
	AVG	AB	H	HR	RBI	AVG	AB	H	HR	RBI
vs. American League										
vs. Baltimore	.345	29	10	0	6	.286	227	65	4	28
Boston	.259	27	7	1	4	.251	179	45	5	18
Chicago	.281	57	16	2	5	.319	204	65	9	33
Cleveland	.314	70	22	3	12	.299	187	56	7	26
Detroit	.203	69	14	3	11	.271	214	58	12	43
Kansas City	-	-	-	-	-	.367	147	54	4	27
Los Angeles	.333	15	5	0	1	.259	139	36	4	21
Minnesota	.234	77	18	0	6	.254	197	50	1	23
New York	.308	39	12	4	12	.281	185	52	9	27
Oakland	.233	30	7	2	10	.233	202	47	8	29
Seattle	.259	27	7	0	2	.267	165	44	5	24
Tampa Bay	.045	22	1	0	1	.205	117	24	5	15
Texas	.324	37	12	1	7	.302	222	67	13	45
Toronto	.185	27	5	1	2	.226	195	44	6	23
vs. National League										
vs. Arizona	.385	13	5	0	3	.280	75	21	2	11
Atlanta	-	-	-	-	-	.310	187	58	11	34
Chicago	-	-	-	-	-	.285	179	51	8	27
Cincinnati	-	-	-	-	-	.270	141	38	7	15
Colorado	.200	10	2	1	2	.336	143	48	9	32
Florida	.500	12	6	1	8	.282	195	55	5	39
Houston	-	-	-	-	-	.240	192	46	7	26
Los Angeles	-	-	-	-	-	.242	157	38	3	15
Milwaukee	-	-	-	-	-	.248	141	35	8	30
New York	-	-	-	-	-	.230	191	44	6	23
Philadelphia	-	-	-	-	-	.240	192	46	3	21
Pittsburgh	-	-	-	-	-	.328	134	44	8	33
St. Louis	.167	24	4	0	0	.246	203	50	7	25
San Diego	-	-	-	-	-	.333	147	49	3	20
San Francisco	.385	13	5	1	5	.213	108	23	4	19
Washington	-	-	-	-	-	.297	118	35	3	18
Monthly										
March/April	.183	104	19	3	15	.254	751	191	25	88
May	.308	107	33	3	21	.296	943	279	36	162
June	.345	113	39	7	25	.272	889	242	36	144
July	.162	74	12	1	10	.291	770	224	31	135
August	.212	99	21	4	10	.269	890	239	33	125
September/October	.337	101	34	2	16	.254	840	213	25	116
Situational Hitting										
Home	.266	293	78	8	36	.275	2483	682	80	358
Road	.262	305	80	12	61	.272	2600	706	106	412
Day	.285	200	57	13	45	.278	1531	425	71	260
Night	.254	398	101	7	52	.271	3552	963	115	510
Natural Grass	.267	536	143	20	92	.276	3706	1023	157	597
Artificial Turf	.242	62	15	0	5	.265	1377	365	29	173
Before ASG	.270	366	99	13	65	.279	2885	805	110	451
After ASG	.254	232	59	7	32	.265	2198	583	76	319
vs. LHP	.305	174	53	11	41	.281	1308	367	58	206
vs. RHP	.248	424	105	9	56	.270	3775	1021	128	564
with RISP	.279	179	50	4	73	.265	1390	368	30	537
Bases Loaded	.182	11	2	1	10	.301	113	34	4	102
Pinch Hitter	.000	1	0	0	0	.263	80	21	2	11
Designated Hitter	.273	172	47	10	33	.279	233	65	12	45



44 LUKE HOCHHEVAR

RHP

HEIGHT: 6-5 WEIGHT: 210 BATS/THROWS: R/R
 OPENING DAY AGE: 25 (Turns 26 on September 15)
 BORN: September 15, 1983 (Denver, CO) RESIDES: Knoxville, TN
 M.L. SERVICE: 1 year, 17 days SIGNED THRU: 2009
 ACQUIRED: Selected in the 1st round (1st overall) of the 2006 Draft



2008

- ▶ Luke saw his first extended time at the big league level, making 22 starts in his rookie season for the Royals after opening the season as the Omaha Opening Day starter.
- ▶ Received an average of 3.56 runs per nine innings of work over his 22 starts, the sixth-lowest support in baseball and the second-lowest in the A.L. (Smith-OAK) among pitchers with at least 22 starts.
- ▶ Experienced success against right-handed hitters, holding them to a .244 average while lefties hit .314.
- ▶ Struggled with 2 outs, as opponents collected a .339 batting average overall and a .436 mark with runners in scoring position and 2 outs.
- ▶ Had control issues early, walking 32 batters through his first 9 starts of the season (52.2 IP)...handed out just 15 bases on balls the remainder of the season in 13 starts (76.1 IP), posting the ninth-best walks/nine innings ratio (1.77) in the American League from June 9-August 19.
- ▶ Made 3 starts for the Royals Triple-A affiliate to begin the season...recalled on April 20.
- ▶ Earned his first Major League win in his second start of the season (third career Major League start) on April 26 at home against Toronto...allowed 1 run on 6 hits in 6.0 innings in the 2-1 Royals win.
- ▶ Picked up his second straight win on May 3 at Cleveland, defeating defending A.L. Cy Young winner CC Sabathia, 4-2...set a new career high with 6 strikeouts...later equaled on June 14 at Arizona.
- ▶ Tossed a career high 8.0 innings in a win on June 25 against Colorado.
- ▶ Enjoyed his tour through the senior circuit, going 2-0 with a 3.66 ERA in 3 starts in Interleague play.
- ▶ Dropped his final 5 decisions over a span of 6 starts from July 21-August 19 before being disabled with a right rib cage contusion...was transferred to the 60-day D.L., ending his rookie season, on August 24.

2007

- ▶ Began the season with Wichita (AA)...started the Texas League All-Star Game...led the Texas League with 94 strikeouts at time of promotion.
- ▶ Appeared on the U.S. squad in the Futures Game on July 8 in San Francisco...tossed a scoreless inning.
- ▶ Promoted to Omaha (AAA) on July 11.
- ▶ Recalled from Omaha on September 4...made his Major League debut in relief on September 8 against the Yankees, tossing 3.0 shutout innings on 3 hits.
- ▶ Made 3 relief appearances (9.2 IP, 8 H, 1 ER, 0.93 ERA) before starting the Royals season finale on September 30 against playoff-bound Cleveland...suffered the loss, allowing 2 runs on 3 hits in 3.0 innings.

2006

- ▶ Made his Royals system debut on August 16 with Burlington (A)...struck out 2005 No. 1 overall pick, Justin Upton.
- ▶ Was promoted to Wichita (AA) for the playoffs and made 2 starts, recording a 1-1 record with a 9.82 ERA.
- ▶ Made 3 starts in the Arizona Fall League with Grand Canyon before being shut down with shoulder soreness.
- ▶ Named by Baseball America as the No. 2 prospect in the Royals minor league system entering the 2007 season...named the 30th-best prospect in baseball by MiLB.com and the 35th-best prospect by Sports Illustrated.
- ▶ Became the Royals first-ever No. 1 overall pick when Kansas City selected him in the June Free Agent Draft...signed on August 4 by scouts Phil Huttmann, Gerald Turner and Deric Ladnier.
- ▶ Prior to the draft, made 4 starts for the Ft. Worth Cats in the Independent American Association...went 1-1 with a 2.38 ERA, allowing 20 hits and 6 earned runs in 22.2 innings...walked 11 and struck out 34.

Miscellaneous Notes

- ▶ Full name is **Luke Anthony Hochevar**...resides in Knoxville, Tenn., with his wife, Ashley...last name is pronounced HO-chay-vur.
- ▶ Participated in 2008 and 2009 Royals Caravan and FanFest.
- ▶ Graduated from Fowler (Colo.) High where he was a standout in both baseball and basketball...was a 3-time All-State selection in baseball...posted a 1.19 ERA with 97 strikeouts in 47.0 innings as a senior while slugging 13 home runs with a .622 average and 38 RBI...was 7-0 with a 0.88 ERA as a junior, striking out 96 in 47.2 innings.



- ▶ At Fowler, was also the Division 2A Player of the Year and an All-Colorado selection in basketball, averaging 22.0 points, 10.5 rebounds and 7.6 blocks per game as a senior.
- ▶ Was a 3-year standout at the University of Tennessee, finishing his career with a 25-10 record and a 3.05 ERA in 51 career appearances...his 287 career strikeouts ranked second in school history when he declared for the draft...was the first-ever No. 1 overall pick from the University of Tennessee.
- ▶ Following his 2004 season, anchored Team USA at the World University Championship.
- ▶ As a junior in 2005, went 15-3 with a 2.26 ERA in 19 starts (139.2 IP, 104 H, 46 R, 35 ER, 54 BB, 154 SO) in helping lead the Vols to the College World Series...following the season, he was named a consensus first-team All-America by Baseball America, Louisville Slugger, Sports Weekly and the NCBWA...he was the winner of the Roger Clemens National Pitcher of the Year Award and was a finalist for the Golden Spikes and Brooks Wallace awards, won by Royals' 2005 1st-round pick Alex Gordon.
- ▶ In 2006, was named the Male Amateur Athlete of the Year by the Tennessee Sports Hall of Fame.
- ▶ Father, Brian, played professional basketball with the Denver Nuggets in 1979...his mother, Carmen, played college basketball and volleyball at Southern Colorado...his sister, Brittany, was a 2-time All-American at Long Beach St. and now plays professional volleyball in Puerto Rico...his younger brother, Dylan, is a redshirt freshman pitcher at the University of Tennessee.

Hochevar's Career Statistics

Year	Club	W-L	ERA	G	GS	CG	SHO	SV	IP	H	R	ER	HR	HB	BB	SO	WP	BK
2006	Burlington (A)	0-1	1.17	4	4	0	0	0	15.1	8	3	2	2	1	2	16	1	0
2007	Wichita	3-6	4.69	17	16	0	0	0	94.0	110	62	49	13	6	26	94	6	0
	Omaha	1-3	5.12	10	10	0	0	0	58.0	53	34	33	11	3	21	44	2	0
	KANSAS CITY	0-1	2.13	4	1	0	0	0	12.2	11	4	3	1	3	4	5	1	0
2008	Omaha	1-1	2.60	3	3	0	0	0	17.1	11	7	5	2	0	6	12	3	1
	KANSAS CITY	6-12	5.51	22	22	0	0	0	129.0	143	84	79	12	5	47	72	7	0
Minor League Totals		5-11	4.34	34	33	0	0	0	184.2	182	106	89	28	10	55	166	12	1
Major League Totals		6-13	5.21	26	23	0	0	0	141.2	154	88	82	13	8	51	77	8	0

Hochevar's Career Transactions

- 2006 Selected by the Kansas City Royals in the 1st round (1st overall) of the June Free Agent Draft...signed by Phil Hutmanny and Gerald Turner
- 2008 Placed on 15-day D.L. (rib cage contusion), August 20...transferred to 60-day D.L., August 24

Hochevar's Career Fielding

POSITION	PCT.	G	PO	A	E	TC	DP
Pitcher	.957	26	7	15	1	23	3

ROYALS FIRST ROUND JUNE DRAFT SELECTIONS

Year	Player	Pick	Year	Player	Pick
1968	No Selection		1991	Joe Vitiello (OF)	7
1969	John Simmons* (P)	23	1992	Michael Tucker (INF)	10
1970	Rex Goodson (C)	8		Jim Pittsley (P)	17
1971	Roy Branch (P)	5	1993	Jeff Granger (P)	5
1972	Jamie Quirk (INF)	18	1994	Matt Smith (1B/P)	16
1973	Lew Olsen (P)	9	1995	Juan Lebron (OF)	19
1974	Willie Wilson (OF)	18	1996	Dermal Brown (OF)	14
1975	Clint Hurdle (OF)	9	1997	Dan Reichert (P)	7
1976	Ben Grzybek (P)	18	1998	Jeff Austin (P)	4
1977	Michael Jones (P)	21		Matt Burch (P)	30
1978	Buddy Biancalana (INF)	25	1999	Kyle Snyder (P)	7
1979	Atlee Hammaker (P)	21		Mike MacDougal (P)	25
1980	Frank Wills (P)	16	2000	Mike Stodolka (P)	4
1981	David Leeper (OF)	23	2001	Colt Griffin (P)	9
1982	John Morris (OF)	10	2002	Zack Greinke (P)	6
1983	Gary Thurman (OF)	21	2003	Chris Lubanski (OF)	5
1984	Scott Bankhead (P)	16		Mitch Maier (C)	30
1985	Brian McRae (INF)	17	2004	Billy Butler (3B)	14
1986	Anthony Clements (INF)	24		Mathew Campbell (P)	29
1987	Kevin Appier (P)	9	2005	Alex Gordon (3B)	2
1988	Hugh Walker (OF)	18	2006	Luke Hochevar (RHP)	1
1989	Brent Mayne (C)	13	2007	Mike Moustakas (SS)	2
1990	No Selection		2008	Eric Hosmer (1B)	3

*Did not sign



LUKE HOICHEVAR (CONT.)

Hochevar's 2008 and Career Breakdown

vs. American League	2008							Career						
	W-L	S	ERA	G	IP	H	ER	W-L	S	ERA	G	IP	H	ER
vs. Baltimore	0-2	0	6.92	2	13.0	11	10	0-2	0	6.92	2	13.0	11	10
Boston	0-2	0	6.94	2	11.2	12	9	0-2	0	6.94	2	11.2	12	9
Chicago	0-2	0	5.30	3	18.2	20	11	0-2	0	4.50	4	22.0	23	11
Cleveland	1-1	0	4.91	2	11.0	10	6	1-2	0	5.14	3	14.0	13	8
Detroit	1-1	0	5.73	2	11.0	12	7	1-1	0	5.02	3	14.1	14	8
Minnesota	0-1	0	8.44	1	5.1	9	5	0-1	0	8.44	1	5.1	9	5
New York	0-0	0	3.00	1	6.0	4	2	0-0	0	2.00	2	9.0	7	2
Oakland	0-1	0	11.57	1	4.2	9	6	0-1	0	11.57	1	4.2	9	6
Seattle	1-0	0	1.29	1	7.0	5	1	1-0	0	1.29	1	7.0	5	1
Tampa Bay	0-1	0	9.00	2	9.0	13	9	0-1	0	9.00	2	9.0	13	9
Toronto	1-1	0	3.75	2	12.0	12	5	1-1	0	3.75	2	12.0	12	5
vs. National League	W-L	S	ERA	G	IP	H	ER	W-L	S	ERA	G	IP	H	ER
vs. Arizona	1-0	0	2.57	1	7.0	10	2	1-0	0	2.57	1	7.0	10	2
Colorado	1-0	0	2.25	1	8.0	7	2	1-0	0	2.25	1	8.0	7	2
San Francisco	0-0	0	7.71	1	4.2	9	4	0-0	0	7.71	1	4.2	9	4
Monthly	W-L	S	ERA	G	IP	H	ER	W-L	S	ERA	G	IP	H	ER
March/April	1-1	0	5.91	2	10.2	15	7	1-1	0	5.91	2	10.2	15	7
May	2-4	0	4.71	6	36.1	32	19	2-4	0	4.71	6	36.1	32	19
June	2-0	0	4.02	5	31.1	35	14	2-0	0	4.02	5	31.1	35	14
July	1-3	0	7.67	5	27.0	32	23	1-3	0	7.67	5	27.0	32	23
August	0-4	0	6.08	4	23.2	29	16	0-4	0	6.08	4	23.2	29	16
September/October	-	-	-	-	-	-	-	0-1	0	2.13	4	12.2	11	3
Situational Pitching	W-L	S	ERA	G	IP	H	ER	W-L	S	ERA	G	IP	H	ER
Home	4-5	0	4.80	11	65.2	74	35	4-6	0	4.44	14	75.0	83	37
Road	2-7	0	6.25	11	63.1	69	44	2-7	0	6.08	12	66.2	71	45
Before ASG	6-7	0	5.10	16	95.1	102	54	6-7	0	5.10	16	95.1	102	54
After ASG	0-5	0	6.68	6	33.2	41	25	0-6	0	5.44	10	46.1	52	28
Starter	6-12	0	5.51	22	129.0	143	79	6-13	0	5.52	23	132.0	146	81
Reliever	-	-	-	-	-	-	-	0-0	0	0.93	3	9.2	8	1

Hochevar's Career By Ballpark

Ballpark	W-L	S	ERA	G	IP	ER	Ballpark	W-L	S	ERA	G	IP	ER
Camden Yards	0-1	0	9.00	1	6.0	6	Old Yankee Stadium	0-0	0	3.00	1	6.0	2
Fenway Park	0-1	0	6.00	1	6.0	4	Oakland Coliseum	0-1	0	11.57	1	4.2	6
U.S. Cellular Field	0-1	0	4.97	2	12.2	7	Tropicana Field	0-1	0	15.75	1	4.0	7
Progressive Field	1-1	0	4.91	2	11.0	6	Rogers Centre	0-1	0	6.00	1	6.0	4
Comerica Park	0-0	0	2.70	1	3.1	1	Chase Field	1-0	0	2.57	1	7.0	2
Kauffman Stadium	4-6	0	4.44	14	75.0	37							

Hochevar's Single Game Bests

STRIKEOUTS (STARTER)

6 (2x) 5/3/08 @ CLE
6/14/08 @ ARI
5 (4x) 4/20/08 @ OAK
5/8/08 vs. BAL
5/14/08 vs. DET
7/21/08 vs. DET

STRIKEOUTS (RELIEVER)

3 9/23/07 @ DET

INNINGS PITCHED (STARTER)

8.0 6/25/08 vs. COL
7.0 5/8/08 vs. BAL
6/14/08 @ ARI
7/11/08 vs. SEA
8/13/08 @ CWS

INNINGS PITCHED (RELIEVER)

3.1 (2x) 9/17/07 vs. CWS
9/23/07 @ DET
3.0 9/8/07 vs. NYY

WINNING STREAKS

2 (2x) April 26-May 3, 2008
June 14-25, 2008



58 TUG HULETT

INF

HEIGHT: 5-10 WEIGHT: 185 BATS/THROWS: L/R
 OPENING DAY AGE: 26
 BORN: February 28, 1983 (Springfield, IL) RESIDES: Shreveport, LA
 M.L. SERVICE: 58 days (rookie) SIGNED THRU: 2009
 ACQUIRED: Claimed off waivers from the Seattle Mariners, February 19, 2009

2008

- ▶ Saw his first action at the Major League level, appearing in 30 games for the Mariners...spent a majority of the season at Tacoma (AAA).
- ▶ Made his Major League debut on July 12 at Kansas City, recording his first career hit off the Royals' Gil Meche.
- ▶ Recorded his first Major League home run on August 30 at Cleveland off the Indians' Anthony Reyes.

Minor League Notes

- ▶ Spent the entire 2007 season with Oklahoma (AAA) in the Rangers organization...ranked third in the Pacific Coast League in runs.
- ▶ Traded to the Mariners on December 12, 2007 for first baseman Ben Broussard.
- ▶ Split the 2006 season between Bakersfield (A) and Frisco (AA)...following the season, was rated as having the best strike-zone discipline among Rangers farmhands in 2005 and 2006.
- ▶ Spent the 2005 season with Clinton (A) and led the Midwest League in walks while finishing 5th in the circuit in on-base percentage at .402.
- ▶ Played for Spokane (R) in his first professional season and paced the Northwest League in walks, on-base percentage (.444) and second base fielding percentage (.975).

Miscellaneous Notes

- ▶ Full name is **Timothy Craig (Tug) Hulett Jr.**...last name is pronounced (HUGH-let).
- ▶ Son of former Major League infielder Tim Hulett, who played 12 seasons with the White Sox, Orioles and Cardinals, hitting .249 with 48 home runs and 220 RBL...Tim is currently the manager at Oklahoma (AAA) in the Texas Rangers organization.
- ▶ Played three seasons of college baseball at Auburn University after graduating from Shreveport (La.) Evangel Christian Academy.

Hulett's Career Statistics

Year	Club	AVG	G	AB	R	H	2B	3B	HR	RBI	SH	SF	HP	BB	SO	SB	CS	E
2004	Spokane	.279	70	247	54	69	17	0	0	23	1	0	5	*68	67	19	7	-
2005	Clinton	.265	106	385	70	102	22	3	1	45	9	5	2	*90	87	20	6	19
2006	Bakersfield	.291	77	289	46	84	19	7	2	37	4	4	3	61	61	15	5	12
	Frisco	.308	48	185	36	57	8	4	0	15	3	3	1	31	36	9	2	1
2007	Oklahoma	.275	132	517	95	142	31	2	11	67	1	6	7	64	114	20	4	12
2008	Tacoma	.298	91	336	71	100	22	5	14	47	8	7	0	49	73	10	5	6
	Seattle	.224	30	49	2	11	1	0	1	2	1	0	1	5	17	0	0	0
Minor League Totals		.283	524	1959	372	554	119	21	38	234	26	25	18	363	438	93	29	50
Major League Totals		.224	30	49	2	11	1	0	1	2	1	0	1	5	17	0	0	0

* - Led League

Hulett's Career Transactions

- 2004 Selected by the Texas Rangers in the 14th round of the June Free Agent Draft...signed by Doug Simons
- 2007 Acquired by the Seattle Mariners in exchange for 1B Ben Broussard, December 12
- 2009 Claimed off waivers by the Kansas City Royals, February 19

Hulett's Career Fielding

POSITION	PCT.	G	PO	A	E	TC	DP
2nd Base	1.000	4	4	9	0	13	2
3rd Base	-	1	0	0	0	0	0
Shortstop	1.000	4	2	1	0	3	0

ROYALS

REVIEW

HISTORY

RECORDS

OPPONENTS

SCOUTING/PLAYER DEV.

MEDIA & MISC.



17 MIKE JACOBS

HEIGHT: 6-3 WEIGHT: 215 BATS/THROWS: L/R
 OPENING DAY AGE: 28 (Turns 29 on October 30)
 BORN: October 30, 1980 (Chula Vista, CA) RESIDES: Chula Vista, CA
 M.L. SERVICE: 3 years, 47 days SIGNED THRU: 2009
 ACQUIRED: Trade with the Florida Marlins, October 30, 2008

2008

- ▶ Joins the Royals after an off season trade with Florida on October 30.
- ▶ Had a career season in 2008, posting highs in games played, at bats, runs, home runs and RBI.
- ▶ Along with Dan Uggla and Hanley Ramirez, became only the second infield trio in Major League history to record 30 or more home runs in the same season, joining the 2001 Oakland Athletics' Jason Giambi (38), Eric Chavez (32) and Miguel Tejada (31).
- ▶ His 32 home runs were the second highest by a Marlins left-handed batter in franchise history, trailing only Carlos Delgado's 33 in 2005.
- ▶ His 18 home runs on the road tied for the seventh-most in the Majors.
- ▶ Homered once every 14.9 at bats, ranking 10th in the Majors and third among first basemen trailing only NL MVP Albert Pujols and Ryan Howard.
- ▶ Posted three 2-homer games, equaling his personal best: April 9 at Washington, June 1 at Philadelphia and July 27 at Chicago-NL.
- ▶ 61 of his 118 hits went for extra bases, posting a .514 slugging pct.
- ▶ Recorded his first career walk-off home run on April 4 at Pittsburgh...parked his first career grand slam the next day off Pittsburgh's Paul Maholm.

2007

- ▶ His second full season with the Marlins.
- ▶ Matched his career high by recording a pair of 4-hit games on April 27 at Philadelphia and August 15 vs. Arizona.
- ▶ Missed five weeks with a fractured right thumb from May 14-June 22.
- ▶ Recorded his second career pinch-hit home run on May 9 vs. Los Angeles-NL.
- ▶ Homered in three straight games from September 9-11.

2006

- ▶ Spent his first season with the Marlins and recorded 20 home runs, becoming the third Marlins rookie to club at least 20 homers in 2006 (also Dan Uggla and Josh Willingham)...the Marlins became just the second MLB team to have three rookies with 20+ homers, joining the 1982 Minnesota Twins.
- ▶ Posted a career-high 6 RBI on May 15 at Atlanta...became just the 10th player in Marlins history to record 6 RBI in a game...recorded a 3-run double and a 3-run homer...also doubled for a second time in the game.
- ▶ Recorded a career-high 11-game hitting streak from July 4-17, hitting .357 (15-for-42) with six doubles, three home runs and eight RBI.

2005

- ▶ Saw his first taste of big league action, bursting onto the scene in the final month and a half of the season for the New York Mets.
- ▶ Clubbed his 10th home run of the season in his 91st Major League at bat on September 30 vs. Colorado... became just the sixth player since 1986 to reach double digits in home runs in his first 100 at bats in the big leagues...joined Shane Spencer (66 AB), Kevin Maas (77), Benny Agbayani (88) and Sam Horn (99).
- ▶ Was recalled from Binghamton (AA) on August 17...was riding a 22-game hitting streak at the time of his recall.
- ▶ Hit a pinch-hit, three-run home run in his first Major League at bat on August 21 against the Nationals' Esteban Loaiza...became the 90th player in Major League history to homer in his first career at bat.
- ▶ Named the Mets' Sterling Organizational Player of the Year for the second time in his career (also 2003).
- ▶ Acquired by the Florida Marlins with Yusmeiro Petit and Grant Psomas in exchange for Carlos Delgado and cash on November 24.



Minor League Notes

- ▶ Made the conversion from catcher to first base at Binghamton (AA) during the 2005 season...played 54 games at first and caught 43 games.
- ▶ Named the 2005 Eastern League's Most Valuable Player...also named to Baseball America's Double-A All-Star team...was the Topps Eastern League Player of the Year and selected to both the Eastern League All-Star Game and the postseason All-Star squad.
- ▶ Played in just 27 games in 2004 before undergoing surgery on June 14 to repair his right labrum.
- ▶ Picked up his first of two Mets' Sterling Organizational Player of the Year awards in 2003...led the Eastern League with a .548 slugging pct. while finishing second with a .329 batting average.
- ▶ Named to the 1999 Gulf Coast League All-Star team...finished third in the league in hitting and fourth in slugging pct. (.497).
- ▶ Selected by the New York Mets in the 38th round of the 1999 draft...signed by Bob Minor.

Miscellaneous Notes

- ▶ Full name is **Michael James Jacobs**...resides in Chula Vista, Calif., with his wife, Vanessa, and their twin daughters, Isabella and Havana.
- ▶ Graduated from Hilltop High School in Chula Vista...was a first-team selection in baseball and second-team selection in football...attended Grossmont Junior College in El Cajon, Calif., where he played baseball.
- ▶ Participated in the 2009 Royals Caravan and FanFest.

		Jacobs' Career Statistics																
Year	Club	AVG	G	AB	R	H	2B	3B	HR	RBI	SH	SF	HP	BB	SO	SB	CS	E
1999	Gulf Coast Mets	.333	44	147	18	49	12	0	4	30	0	5	1	14	30	2	0	7
2000	Capital City	.214	18	56	1	12	5	0	0	8	0	0	0	6	19	1	1	2
	Kingsport	.270	59	204	28	55	15	4	7	40	1	2	1	33	62	6	3	8
2001	Brooklyn	.288	19	66	12	19	5	0	1	15	0	2	3	6	11	1	1	3
	Capital City	.278	46	180	18	50	13	0	2	26	1	1	1	13	46	0	1	4
2002	St. Lucie	.251	118	467	62	117	26	1	11	64	0	5	4	25	95	2	3	8
2003	Binghamton	.329	119	407	56	134	36	1	17	81	0	8	7	28	87	0	3	7
2004	Norfolk	.177	27	96	8	17	3	0	2	6	0	1	0	9	30	0	0	1
2005	Binghamton	.321	117	433	66	139	37	2	25	93	1	6	7	35	94	1	2	14
	NEW YORK-NL	.310	30	100	19	31	7	0	11	23	0	1	1	10	22	0	0	4
2006	FLORIDA	.262	136	469	54	123	37	1	20	77	0	5	1	45	105	3	0	7
2007	Carolina	.300	4	10	1	3	0	0	1	2	0	0	0	0	3	0	0	1
	Jupiter	.167	3	12	2	2	0	0	1	3	0	0	0	1	2	0	0	1
	FLORIDA	.265	114	426	57	113	27	2	17	54	0	1	2	31	101	1	2	7
	FLORIDA	.247	141	477	67	118	27	2	32	93	0	5	1	36	119	1	0	11
Minor League Totals		.287	574	2078	272	597	152	8	71	368	3	30	24	170	479	13	14	56
N.L. Totals		.262	421	1472	197	385	98	5	80	247	0	12	5	122	347	5	2	29
Major League Totals		.262	421	1472	197	385	98	5	80	247	0	12	5	122	347	5	2	29

Career Grand Slams (1):	TEAM	DATE	OPPONENT	PITCHER
	FLORIDA	April 5, 2008	vs. Pittsburgh	P. Maholm

Jacobs' Career Transactions

- 1999 Selected by the New York Mets in the 38th round of the June Free Agent Draft...signed by Bob Minor
- 2005 Acquired by the Florida Marlins along with RHP Yusmeiro Petit and INF Grant Somas in exchange for IB Carlos Delgado and cash, November 24
- 2007 Placed on 15-day Disabled List (fractured right thumb), May 14...reinstated on June 23
- 2008 Acquired by the Kansas City Royals in exchange for RHP Leo Nunez, October 30

Jacobs' Career Fielding

POSITION	PCT.	G	PO	A	E	TC	DP
1st Base	.990	379	2786	174	29	2989	283

Jacobs' Single Game Bests

HITS		RBI		HOME RUNS		
4 (5x)	8/24/05 @ ARI 6/9/06 @ SD 4/27/07 @ PHI 8/15/07 vs. ARI 7/4/08 @ COL	6	5/15/06 @ ATL 5	9/11/07 vs. WAS 7/27/08 @ CHI-NL 4	8/24/05 @ ARI 4/9/08 @ WAS 6/1/08 @ PHI 7/27/08 @ CHI-NL	
					STOLEN BASES	
					2	4/12/06 vs. SD
					HITTING STREAKS	
					1)	July 4-16, 2006



MIKE JACOBS (CONT.)

Jacobs' 2008 and Career Breakdown

	2008					Career				
	AVG	AB	H	HR	RBI	AVG	AB	H	HR	RBI
vs. American League										
vs. Baltimore	-.	-	-	-	-	.143	7	1	0	2
Boston	-.	-	-	-	-	.444	9	4	0	1
Chicago	-.	-	-	-	-	-.	-	-	-	-
Cleveland	-.	-	-	-	-	-.	-	-	-	-
Detroit	-.	-	-	-	-	-.	-	-	-	-
Kansas City	.333	9	3	2	4	.333	9	3	2	4
Los Angeles	-.	-	-	-	-	-.	-	-	-	-
Minnesota	-.	-	-	-	-	.286	7	2	0	0
New York	-.	-	-	-	-	.250	8	2	0	0
Oakland	.200	10	2	0	0	.200	10	2	0	0
Seattle	.250	12	3	1	4	.250	12	3	1	4
Tampa Bay	.217	23	5	2	6	.265	34	9	2	8
Texas	-.	-	-	-	-	-.	-	-	-	-
Toronto	-.	-	-	-	-	.500	8	4	1	2
vs. National League										
vs. Arizona	.160	25	4	0	0	.293	92	27	6	17
Atlanta	.276	58	16	5	13	.251	175	44	12	30
Chicago	.120	25	3	2	5	.107	56	6	2	10
Cincinnati	.118	17	2	1	1	.186	59	11	3	5
Colorado	.435	23	10	1	6	.321	78	25	5	15
Florida	-.	-	-	-	-	.250	8	2	0	2
Houston	.524	21	11	1	5	.319	69	22	4	11
Los Angeles	.000	13	0	0	0	.170	47	8	1	4
Milwaukee	.182	11	2	1	4	.233	43	10	3	12
New York	.318	44	14	3	8	.268	149	40	5	20
Philadelphia	.241	54	13	5	14	.286	161	46	11	32
Pittsburgh	.238	21	5	2	5	.294	51	15	3	11
St. Louis	.222	27	6	2	5	.282	78	22	2	9
San Diego	.316	19	6	2	5	.232	69	16	4	12
San Francisco	.056	18	1	0	1	.219	64	14	2	6
Washington	.255	47	12	2	7	.278	169	47	11	30
Monthly										
March/April	.258	89	23	7	17	.253	233	59	13	40
May	.241	58	14	4	12	.247	170	42	8	32
June	.208	101	21	7	18	.271	199	54	12	34
July	.292	72	21	4	13	.296	260	77	11	35
August	.222	81	18	5	16	.235	298	70	16	48
September/October	.276	76	21	5	17	.266	312	83	20	58
Situational Hitting										
Home	.238	252	60	14	46	.252	757	191	42	127
Road	.258	225	58	18	47	.271	715	194	38	120
Day	.224	116	26	10	23	.232	379	88	24	60
Night	.255	361	92	22	70	.272	1093	297	56	187
Natural Grass	.247	466	115	31	88	.261	1454	380	79	242
Artificial Turf	.273	11	3	1	5	.278	18	5	1	5
Before ASG	.242	285	69	19	52	.260	704	183	35	117
After ASG	.255	192	49	13	41	.263	768	202	45	130
vs. LHP	.218	119	26	7	23	.235	319	75	14	48
vs. RHP	.257	358	92	25	70	.269	1153	310	66	199
with RISP	.244	131	32	9	54	.260	393	102	19	155
Bases Loaded	.100	10	1	1	4	.220	41	9	1	27
Pinch Hitter	.071	14	1	0	1	.200	35	7	2	9
Designated Hitter	.259	27	7	2	7	.258	31	8	2	7

Jacobs' Career by Ballpark

Ballpark	AVG	AB	H	HR	RBI	Ballpark	AVG	AB	H	HR	RBI
Camden Yards	.143	7	1	0	2	Dodger Stadium	.176	34	6	0	1
Old Yankee Stadium	.250	8	2	0	0	Miller Park	.143	14	2	1	2
Oakland Coliseum	.200	10	2	0	0	Shea Stadium	.307	127	39	9	25
Safeco Field	.250	12	3	1	4	Citizens Bank Park	.326	89	29	8	19
Tropicana Field	.278	18	5	1	5	PNC Park	.250	16	4	0	2
Chase Field	.326	46	15	4	11	Busch Stadium II	.353	12	4	0	1
Turner Field	.250	84	21	4	16	Busch Stadium	.344	32	11	2	5
Wrigley Field	.190	21	4	2	6	PETCO Park	.235	34	8	2	4
Great American	.185	27	5	1	1	AT&T Park	.182	33	6	0	3
Coors Field	.382	34	13	1	7	RFK Stadium	.254	59	15	4	9
Dolphin Stadium	.247	709	175	36	115	Nationals Park	.353	17	6	2	5
Minute Maid Park	.310	29	9	2	4						



25 KILA KA'AIHUE

1B

HEIGHT: 6-3 WEIGHT: 221 BAT/STROWS: L/R
 OPENING DAY AGE: 25
 BORN: March 29, 1984 (Kailua, HI) RESIDES: Honolulu, HI
 M.L. SERVICE: 27 days (rookie) SIGNED THRU: 2009
 ACQUIRED: Selected in the 15th round of the 2002 Draft

2008

- ▶ Named the 2008 George Brett Award winner as the organization's top hitter.
- ▶ Had a breakthrough offensive season with the Royals organization...named the Northwest Arkansas and Texas League Player of the Year. Kila began his season at KC's Class AA affiliate and hit .314 (90-for-287) with a league-leading 26 home runs and 79 RBI in 91 games...despite playing at Omaha in August, finished tied for the Texas League-lead in homers, while leading the league in on-base pct. (.463) and slugging pct. (.624).
- ▶ Finished tied for fourth in the entire minor leagues with 37 home runs, led the minors with 104 walks, was fifth with a .628 slugging pct. and .456 on-base pct.
- ▶ Promoted to Omaha on July 30 and hit .316 (36-for-114) with 11 home runs and 21 RBI in 33 games.
- ▶ Had his contract purchased by the Royals on September 2...he made his first ML start September 5 and singled in his third at bat off Tom Mastny for his first Major League hit...collected his first Major League home run on September 20 vs. Chicago, a solo shot, off Gavin Floyd

Minor League Notes

- ▶ Named as having the Best Strikezone Discipline among Royals prospects by Baseball America entering the 2008 season.
- ▶ Finished second among all Royals farmhands in home runs and RBI in 2007.
- ▶ Named to the mid-season California League All-Star Game in 2005 while with High Desert...tied for fourth in the Majors with 97 walks.

Miscellaneous Notes

- ▶ Full name is Micah Kilakila Ka'aihue...name is pronounced "KEY-luh Kuh-eye-HOO-a"...resides in Honolulu, Hawaii, with his wife, Blair.
- ▶ Graduated from Iolani (Honolulu, Hawaii) High in 2002...father, Kala, spent 11 years in the minor leagues with the Pirates, Cardinals, Padres and White Sox organizations...brother, Kala Jr., is currently a prospect in the Braves system.
- ▶ Participated in 2009 Royals Caravan and 2009 FanFest.

Ka'aihue's Career Statistics

Year	Club	AVG	G	AB	R	H	2B	3B	HR	RBI	SH	SF	HP	BB	SO	SB	CS	E
2002	Gulf Coast Royals	.259	43	139	15	36	8	0	3	21	0	1	2	26	35	0	0	5
2003	Burlington (A)	.238	114	395	53	94	21	1	11	63	6	6	8	67	87	1	3	11
2004	Burlington (A)	.246	125	390	57	96	23	2	15	62	3	5	9	64	98	1	0	12
2005	High Desert	.304	132	493	84	150	31	2	20	90	0	3	12	97	97	2	1	19
2006	Wichita	.199	103	327	40	65	15	0	6	45	5	10	4	49	73	0	1	10
2007	Wilmington	.251	60	207	28	52	8	0	9	42	0	7	4	35	38	1	0	5
	Wichita	.246	70	244	37	60	13	0	12	40	1	0	2	41	40	0	0	4
2008	NW Arkansas	.314	91	287	64	90	11	0	26	79	0	5	4	80	41	3	2	8
	Omaha	.316	33	114	27	36	4	0	11	21	0	0	1	24	26	0	0	2
	KANSAS CITY	.286	12	21	4	6	0	0	1	1	0	0	0	3	2	0	0	0
	Minor League Totals	.262	771	2596	405	679	134	5	113	463	15	37	46	483	535	8	7	76
	Major League Totals	.286	12	21	4	6	0	0	1	1	0	0	0	3	2	0	0	0

Ka'aihue's Career Transactions

1999 Selected by the Kansas City Royals in the 15th round of the June Free Agent Draft...signed by Eric Tokunaga

Ka'aihue's Career Fielding

POSITION	PCT.	G	PO	A	E	TC	DP
1st Base	1.000	4	12	1	0	13	2

ROYALS

REVIEW

HISTORY

RECORDS

OPPONENTS

SCOUTING/PLAYER DEV.

MEDIA & MISC.



39 MARIO LISSÓN

INF

HEIGHT: 6-2 WEIGHT: 210 BATS/THROWS: R/R
 OPENING DAYAGE: 24 (Turns 25 on May 31)
 BORN: May 31, 1984 (Caracas, VZ) RESIDES: Caracas, VZ
 M.L. SERVICE: 0 days (rookie) SIGNED THRU: 2009
 ACQUIRED: Signed as a non-drafted free agent, April 1, 2002

2008

- Spent the entire season at Class AA Northwest Arkansas...after beginning the season as the Naturals primary third baseman, spent the final two months at shortstop...recorded a career-best 14 home runs.

Minor League Notes

- Spent the entire 2007 season with Wilmington (A)...added to the Royals 40-man roster following the season.
- Named to the 2007 mid-season and postseason Carolina League All-Star teams...finished in the top 10 in the league in hits, runs, games played, at bats, total bases and stolen bases.
- Named the 2006 Burlington (A) Player of the Year...led the team in runs and doubles, finishing second in the Midwest League in stolen bases.
- Missed most of the second half of the 2005 season with a torn labrum in his left shoulder.
- Named 2003 Dominican Royals Player of the Year...led the club in homers, RBI and games played while finishing 2nd in average.

Miscellaneous Notes

- Full name is **Mario August Lissón**...last name is pronounced "lee-SONE"...resides in Caracas, Venezuela.
- Graduated from Colegio Cervante (Venezuela) High in 2001.

Lissón's Career Statistics

Year	Club	AVG	G	AB	R	H	2B	3B	HR	RBI	SH	SF	HP	BB	SO	SB	CS	E
2002	Dominican Royals	.198	30	81	12	16	2	0	0	9	2	2	1	16	22	1	2	-
	Gulf Coast Royals	.200	6	10	0	2	0	0	0	0	0	0	1	4	4	0	1	1
2003	Dominican Royals	.290	62	210	26	61	11	1	3	28	1	0	10	35	36	9	7	-
2004	Idaho Falls	.289	71	256	60	74	10	2	8	49	0	1	3	44	82	15	6	26
2005	Burlington (A)	.250	78	260	57	65	15	4	6	36	3	2	6	53	68	23	4	19
2006	Burlington (A)	.263	130	463	67	122	30	2	13	73	5	4	14	65	109	41	11	25
2007	Wilmington	.285	126	463	72	132	27	3	8	61	4	8	8	41	93	23	9	17
2008	NW Arkansas	.225	130	476	57	107	23	3	14	65	7	6	9	33	105	31	6	23
Minor League Totals		.261	633	2219	351	579	118	15	52	321	22	23	52	291	519	143	46	111

Lissón's Career Transactions

- 2002 Signed by the Kansas City Royals as a non-drafted free agent, April 1...signed by Juan Indriago





37

DEVON LOWERY

RHP

HEIGHT: 6-1 **WEIGHT:** 215 **BATS/THROWS:** L/R
OPENING DAY AGE: 26
BORN: March 24, 1983 (Lincolnton, NC) **RESIDES:** Belmont, NC
M.L. SERVICE: 27 days (rookie) **SIGNED THRU:** 2009
ACQUIRED: Selected in the 14th round of the 2001 Draft

2008

- ▶ Saw his first action at the Major League level, making 5 relief appearances.
- ▶ He opened the year with 9 appearances for the NW Arkansas Naturals, allowing just 1 earned run in 13 innings... that was followed up with 31 appearances and being named Omaha Pitcher of the Year, giving up 14 earned runs in 59.1 innings for a 2.12 ERA, while posting a 1-1 record with 5 saves.
- ▶ Had his contract purchased from Omaha (AAA) on September 2...made his Major League debut on September 5 vs. Cleveland, tossing a scoreless inning, walking 1 and striking out 2.

Minor League Notes

- ▶ Was Wilmington's Opening Day starter in 2004...his 3.66 ERA was good for eighth in the Carolina League... tied a Wilmington franchise record with 28 starts...led the club with 115 strikeouts, a career best.

Miscellaneous Notes

- ▶ Full name is **Devon Eugene Lowery**...first name is pronounced "DEV-in".
- ▶ Graduated from South Point (N.C.) High School in 2001.

Lowery's Career Statistics

Year	Club	W-L	ERA	G	GS	CG	SHO	SV	IP	H	R	ER	HR	HB	BB	SO	WP	BK
2001	Gulf Coast Royals	2-3	4.17	11	6	0	0	1	41.0	38	25	19	2	2	12	19	3	0
2002	Gulf Coast Royals	0-3	3.86	15	0	0	0	4	25.2	25	13	11	1	1	11	26	2	2
2003	Burlington (A)	6-4	3.36	26	10	0	0	5	96.1	78	39	36	9	3	34	74	4	0
2004	Wilmington	9-9	3.66	28	28	1	1	0	145.0	139	74	59	16	6	52	115	2	0
2005	Wichita	0-4	24.84	4	4	0	0	0	8.1	21	24	23	1	0	14	5	2	2
	High Desert	6-3	3.84	14	11	0	0	0	70.1	70	34	30	8	0	25	50	1	0
2006	Wichita	5-1	5.67	24	0	0	0	4	33.1	29	22	21	5	3	19	31	0	1
2007	Surprise Royals	0-0	2.25	2	2	0	0	0	4.0	4	1	1	0	0	0	9	0	0
	Wichita	0-1	11.05	6	0	0	0	0	7.1	12	11	9	2	1	10	7	2	1
2008	NW Arkansas	1-0	0.69	9	0	0	0	2	13.0	8	2	1	0	1	5	17	0	0
	Omaha	1-1	2.12	31	0	0	0	5	59.1	48	19	14	4	2	30	43	1	0
	KANSAS CITY	0-0	10.38	5	0	0	0	0	4.1	6	5	5	2	0	2	6	0	0
Minor League Totals		30-29	4.00	170	61	1	1	21	503.2	472	264	224	48	19	212	396	17	6
Major League Totals		0-0	10.38	5	0	0	0	0	4.1	6	5	5	2	0	2	6	0	0

Lowery's Career Transactions

2001 Selected by the Kansas City Royals in the 14th round of the 2001 June Free Agent Draft...signed by Junior Vizzcaino

Lowery's Career Fielding

POSITION	PCT.	G	PO	A	E	TC	DP
Pitcher	---	5	0	0	0	0	0

ROYALS

REVIEW

HISTORY

RECORDS

OPPONENTS

SCOUTING/PLAYER DEV.

MEDIA & MISC.



32 RON MAHAY

LHP**HEIGHT:** 6-2**WEIGHT:** 193**BATS/THROWS:** L/L**OPENING DAY AGE:** 37 (Turns 38 on June 28)**BORN:** June 28, 1971 (Crestwood, IL)**RESIDES:** Litchfield Park, AZ**M.L. SERVICE:** 7 years, 137 days**SIGNED THRU:** 2009**ACQUIRED:** Signed as a Major League free agent, December 20, 2007

2008

- ▶ Spent his first season with the Royals after signing a 2-year contract on December 20, 2007...posted one of the best seasons of his career, earning a career-high 5 wins...has won his last 8 decisions dating to a loss on September 12, 2006 at Detroit while with the Rangers.
- ▶ Tied with Ramon Ramirez for the team-lead with 21 holds.
- ▶ Was unscored upon in 19 of 21 appearances from June 12 to July 30, compiling a 0.73 ERA (24.2 IP, 2 ER) over that span...held opponents to a .155 batting average, allowing 13 hits in 24.2 innings.
- ▶ Named Royals Pitcher of the Month for July, going 1-0 with a 0.63 ERA in 12 appearances.
- ▶ Was placed on the 15-day D.L. on August 22 (retro to August 16) with plantar fasciitis (bruised heel and arch) on his left foot...was activated from the D.L. on September 2 after missing 9 games.
- ▶ Suffered through a tough spell to end the season due to his injury prior to his disablement and his rustiness in September...posted a 15.75 ERA (8.0 IP, 16 H, 14 ER) over his final 10 outings, raising his season ERA from 1.75 to 3.48.

Career Notes

- ▶ Split his 2007 season between Texas and Atlanta...opened the season in the Rangers bullpen...was traded to Atlanta on July 31.
- ▶ Started the 2006 season at Oklahoma (AAA)...has his contract purchased on April 23.
- ▶ Struggled with a groin injury and was held to just 30 games for Texas in 2005.
- ▶ Finished the 2004 season with the ninth-lowest ERA among qualifying A.L. relievers...from May 26-August 31, posted a 0.82 ERA in 43.2 innings.
- ▶ Worked 12.1 scoreless innings over his first 8 appearances for the Rangers in 2003, a club record for scoreless innings to begin a Rangers career...retired 17 consecutive batters over 4 appearances from June 28-July 4.
- ▶ Opened the 2001 season with Portland (AAA) in the San Diego organization before being signed by the Cubs...held opponents to a .197 average in 17 games for Chicago.
- ▶ Began the 2000 season as the A's fifth starter...was dealt to Florida on May 11.
- ▶ Made Oakland A's 1999 Opening Day roster...retired 21 consecutive batters over a 3-game span from September 25-October 3.
- ▶ Recorded his first Major League save on June 25, 1998 at Philadelphia.
- ▶ Opened the 1997 season at Trenton (AA), but made his Major League debut as a pitcher on July 17 at Baltimore, earning the win.
- ▶ Saw his first big league action in 1995 as an outfielder for the Red Sox in 1995...recorded his first Major League hit on May 21 vs. Cleveland's Bud Black...posted his first Major League home run on May 26 vs. California's Mike Butcher.

Minor League Notes

- ▶ Converted to a pitcher in 1996.
- ▶ Began his professional career as an outfielder in the Red Sox organization.
- ▶ Selected by the Boston Red Sox in the 18th round of the 1991 June Free Agent Draft...signed by Chuck Koney.

Miscellaneous Notes

- ▶ Full name is **Ronald Matthew Mahay**...name is pronounced "MAY-hay"...resides in Litchfield Park, Ariz., with his wife, Alison, 2 daughters, Madison and Mackenzie, and son, Mason.
- ▶ Participated in 2008 and 2009 Royals FanFest.
- ▶ Has been an extra on the television show All My Children.
- ▶ Played 2 seasons at South Suburban Junior College in South Holland, Ill...graduated from Alan B. Shepard High (Palos Heights, Ill.).



Mahay's Career Statistics

Year	Club	W-L	ERA	G	GS	CG	SHO	SV	IP	H	R	ER	HR	HB	BB	SO	WP	BK
1996	Sarasota	2-2	3.82	31	4	0	0	2	70.2	61	33	30	5	0	35	68	4	1
	Trenton	0-1	29.45	1	1	0	0	0	3.2	12	13	12	1	0	6	0	1	0
1997	Trenton	3-3	3.10	17	4	0	0	5	40.2	29	16	14	0	1	13	47	2	0
	Pawtucket	1-0	0.00	2	0	0	0	0	4.2	3	0	0	0	0	1	6	0	0
	BOSTON	3-0	2.52	28	0	0	0	0	25.0	19	7	7	3	0	11	22	3	0
1998	Pawtucket	3-1	4.17	23	1	0	0	3	41.0	37	20	19	8	0	19	41	3	0
	BOSTON	1-1	3.46	29	0	0	0	1	26.0	26	16	10	2	2	15	14	3	0
1999	Vancouver	7-2	4.29	32	15	0	0	0	107.0	116	57	51	12	0	45	73	5	0
	OAKLAND	2-0	1.86	6	1	0	0	1	19.1	8	4	4	2	0	3	15	0	0
2000	OAKLAND	0-1	9.00	5	2	0	0	0	16.0	26	18	16	4	0	9	5	2	0
	FLORIDA	1-0	6.04	18	0	0	0	0	25.1	31	17	17	6	0	16	27	2	0
	Calgary	0-1	4.85	8	0	0	0	0	13.0	7	7	7	1	0	7	15	1	0
2001	Portland	1-2	3.78	14	0	0	0	0	16.2	13	9	7	2	0	5	18	0	0
	Iowa	3-1	2.31	36	0	0	0	14	46.2	29	12	12	5	2	10	52	3	0
	CHICAGO-NL	0-0	2.61	17	0	0	0	0	20.2	14	6	6	4	0	15	24	1	0
2002	Iowa	0-1	1.93	39	1	0	0	2	46.2	32	11	10	3	0	15	50	4	0
	CHICAGO-NL	2-0	8.59	11	0	0	0	0	14.2	13	14	14	6	0	8	14	0	0
2003	Oklahoma	4-2	4.22	26	0	0	0	3	42.2	36	21	20	5	1	10	51	1	0
	TEXAS	3-3	3.18	35	0	0	0	0	45.1	33	19	16	3	0	20	38	4	0
2004	TEXAS	3-0	2.55	60	0	0	0	0	67.0	60	23	19	5	2	29	54	2	0
2005	TEXAS	0-2	6.81	30	0	0	0	1	35.2	47	28	27	8	0	16	30	2	0
	Oklahoma @	0-0	0.00	3	0	0	0	0	3.2	2	0	0	0	0	1	5	0	0
	Frisco	1-3	7.78	5	5	0	0	0	19.2	24	19	17	3	2	9	20	1	0
2006	Oklahoma	0-1	1.42	5	0	0	0	2	6.1	5	4	1	0	0	0	11	0	0
	TEXAS	1-3	3.95	62	0	0	0	0	57.0	54	30	25	7	0	28	56	1	0
2007	TEXAS	2-0	2.77	28	0	0	0	1	39.0	33	12	12	3	1	21	32	0	1
	Oklahoma @	0-1	11.12	4	0	0	0	0	5.2	10	8	7	1	0	4	5	1	0
	Frisco @	0-0	0.00	3	0	0	0	0	4.2	5	2	0	0	0	1	4	0	0
	ATLANTA	1-0	2.25	30	0	0	0	0	28.0	19	8	7	1	0	16	23	1	0
2008	KANSAS CITY	5-0	3.48	57	0	0	0	0	64.2	61	27	25	6	1	29	49	1	0
	Minor League Totals	25-21	3.94	249	31	0	0	31	473.1	421	232	207	46	6	181	466	26	1
	A.L. Totals	20-10	3.67	340	3	0	0	4	395.0	367	184	161	43	6	181	315	18	1
	N.L. Totals	4-0	4.47	76	0	0	0	0	88.2	77	45	44	17	0	55	88	4	0
	Major League Totals	24-10	3.81	416	3	0	0	4	483.2	444	229	205	60	6	236	403	22	1
	@ - Minor League injury rehab																	

Mahay's Career Transactions

- 1991 Selected by the Boston Red Sox in the 18th round of the June Free Agent Draft...signed by Chuck Koney
- 1999 Claimed off waivers by the Oakland Athletics, March 30
- 2000 Acquired by the Florida Marlins in exchange for cash considerations, May 11
Signed by the San Diego Padres as a minor league free agent, November 20
- 2001 Signed by the Chicago Cubs as a minor league free agent, May 19
- 2002 Placed on 15-day D.L. (left shoulder bicep tendinitis), May 24...reinstated on June 13
Signed by the Texas Rangers as a minor league free agent, November 11
- 2005 Placed on 15-day D.L. (groin strain), June 8...reinstated on June 24
- 2007 Placed on 15-day D.L. (strained ribcage), May 12...reinstated on June 15
Acquired by the Atlanta Braves with IB Mark Teixeira in exchange for C Jarrod Saltalamacchia, INF Elvis Andrus, LHP Matt Harrison, RHP Neftali Feliz and 1B Beau Jones, July 31
Signed by the Kansas City Royals as a Major League free agent, December 20
- 2008 Placed on 15-day D.L. (plantar fasciitis), August 16...reinstated on September 2

Mahay's Career Fielding

POSITION	PCT.	G	PO	A	E	TC	DP
Pitcher	.909	416	19	51	7	77	3
Outfield	1.000	5	9	0	0	9	0

Mahay's M.L. Batting Totals

	AVG.	AB	H	HR	RBI
M.L. Totals	.214	28	6	1	3

Mahay's Single Game Bests

STRIKEOUTS (STARTER)

- 5 10/3/99 vs. SEA
- 2 4/8/00 vs. CWS

STRIKEOUTS (RELIEVER)

- 7 8/18/03 @ DET
- 6 9/25/01 @ PIT
- 5 7/5/05 vs. BOS
- 5 7/21/07 vs. CLE

INNINGS PITCHED (STARTER)

- 5.0 10/3/99 vs. SEA
- 4.0 4/8/00 vs. CWS

INNINGS PITCHED (RELIEVER)

- 5.1 9/25/99 @ TEX
- 4.0 9/28/99 @ LAA
- 4.0 4/15/00 @ BOS
- 4.0 6/4/00 vs. TOR
- 4.0 9/25/01 @ PIT

WINNING STREAKS

- 5 April 29-July 10, 2008
- 3 (3x) Aug. 6-Sept. 9, 2003
- June 20-Sept. 11, 2004

ROYALS

REVIEW

HISTORY

RECORDS

OPONENTS

SCOUTING/PLAYER DEV.

MEDIA & MISC.



RON MAHAY (CONT.)

Mahay's 2008 and Career Breakdown

	2008							Career						
	W-L	S	ERA	G	IP	H	ER	W-L	S	ERA	G	IP	H	ER
vs. American League														
vs. Baltimore	1-0	0	3.38	3	5.1	4	2	2-1	0	8.00	16	18.0	25	16
Boston	0-0	0	11.57	3	2.1	6	3	1-0	1	3.54	14	20.1	19	8
Chicago	1-0	0	5.40	6	5.0	7	3	2-1	0	6.12	22	25.0	30	17
Cleveland	0-0	0	1.69	4	5.1	2	1	2-0	0	3.09	19	23.1	19	8
Detroit	0-0	0	9.00	3	3.0	5	3	1-2	0	6.00	15	12.0	18	8
Kansas City	-	-	-	-	-	-	-	1-1	0	6.64	19	20.1	32	15
Los Angeles	0-0	0	0.00	2	2.1	3	0	1-2	1	3.19	36	42.1	35	15
Minnesota	0-0	0	2.79	7	9.2	8	3	1-1	0	3.07	22	29.1	24	10
New York	0-0	0	7.71	4	4.2	7	4	1-0	0	5.61	26	33.2	36	21
Oakland	0-0	0	2.08	5	4.1	5	1	0-1	1	2.37	36	38.0	32	10
Seattle	0-0	0	3.86	3	2.1	5	1	2-0	0	2.27	27	35.2	30	9
Tampa Bay	0-0	0	1.80	3	5.0	2	1	0-1	0	2.45	22	22.0	21	6
Texas	2-0	0	0.00	3	4.2	2	0	2-0	0	1.84	7	14.2	7	3
Toronto	0-0	0	4.50	2	2.0	1	1	2-0	0	3.18	20	22.2	17	8
vs. National League														
vs. Arizona	0-0	0	0.00	1	1.0	0	0	0-0	0	0.00	4	4.0	0	0
Atlanta	-	-	-	-	-	-	-	0-0	0	2.35	6	7.2	9	2
Chicago	-	-	-	-	-	-	-	0-0	0	0.00	2	3.1	0	0
Cincinnati	-	-	-	-	-	-	-	0-0	0	4.91	8	7.1	8	4
Colorado	0-0	0	0.00	1	1.0	0	0	0-0	0	0.00	2	1.0	1	0
Florida	0-0	0	9.00	2	1.0	1	1	1-0	0	0.75	11	12.0	5	1
Houston	-	-	-	-	-	-	-	0-0	0	3.31	15	16.1	15	6
Los Angeles	-	-	-	-	-	-	-	2-0	0	4.15	4	8.2	8	4
Milwaukee	-	-	-	-	-	-	-	0-0	0	5.59	12	9.2	7	6
New York	-	-	-	-	-	-	-	1-0	0	9.35	10	8.2	13	9
Philadelphia	-	-	-	-	-	-	-	1-0	1	3.24	9	8.1	3	3
Pittsburgh	-	-	-	-	-	-	-	0-0	0	6.10	8	10.1	8	7
St. Louis	0-0	0	3.86	3	2.1	2	1	0-0	0	4.50	11	12.0	11	6
San Diego	-	-	-	-	-	-	-	0-0	0	0.00	4	5.0	2	0
San Francisco	1-0	0	0.00	2	3.1	1	0	1-0	0	0.00	4	5.0	2	0
Washington	-	-	-	-	-	-	-	0-0	0	3.86	5	7.0	7	3
Monthly														
March/April	1-0	0	2.03	10	13.1	14	3	1-1	1	3.69	47	61.0	67	25
May	0-0	0	2.84	12	12.2	12	4	4-2	0	6.24	65	79.1	88	55
June	3-0	0	1.65	13	16.1	10	3	5-1	1	2.30	65	78.1	63	20
July	1-0	0	0.63	12	14.1	9	1	6-1	1	3.75	80	98.1	92	41
August	0-0	0	36.00	4	2.0	7	8	3-1	0	3.04	73	74.0	62	25
September/October	0-0	0	9.00	6	6.0	9	6	5-4	1	3.79	86	92.2	72	39
Situational Pitching														
Home	3-0	0	3.07	27	29.1	28	10	10-4	1	3.77	207	250.1	233	105
Road	2-0	0	3.82	30	35.1	33	15	14-6	3	3.86	209	233.1	211	100
Before ASG	5-0	0	1.84	40	49.0	39	10	12-4	2	3.99	202	252.1	247	112
After ASG	0-0	0	8.62	17	15.2	22	15	12-6	2	3.62	214	231.1	197	93
Starter	-	-	-	-	-	-	-	1-1	0	8.76	3	12.1	19	12
Reliever	5-0	0	3.48	57	64.2	61	25	23-9	4	3.69	413	471.1	425	193

Mahay's Career By Ballpark

Ballpark	W-L	S	ERA	G	IP	ER	Ballpark	W-L	S	ERA	G	IP	ER
Camden Yards	2-0	0	7.24	12	13.2	11	Chase Field	0-0	0	0.00	1	1.0	0
Fenway Park	4-0	0	3.96	33	38.2	17	Turner Field	0-0	0	1.62	16	16.2	3
U.S. Cellular Field	1-0	0	1.50	11	12.0	2	Wrigley Field	0-0	0	7.45	17	19.1	16
Progressive Field	1-0	0	4.73	9	13.1	7	Cinergy Field	0-0	0	-	1	0.0	0
Comerica Park	1-1	0	4.32	9	8.1	4	Great American	0-0	0	3.60	5	5.0	2
Kauffman Stadium	3-1	0	4.79	39	41.1	22	Coors Field	0-0	0	-	1	0.0	0
Angel Stadium	0-1	1	2.35	16	15.1	4	Dolphin Stadium	1-0	0	3.12	19	26.0	9
Metrodome	0-1	0	4.96	11	16.1	9	Minute Maid Park	0-0	0	1.29	7	7.0	1
Old Yankee Stadium	1-0	0	4.50	12	16.0	8	Dodger Stadium	2-0	0	0.00	2	3.1	0
Oakland Coliseum	2-2	1	4.91	21	25.2	14	County Stadium	0-0	0	0.00	2	1.1	0
Kingdome	0-0	0	0.00	1	0.1	0	Shea Stadium	1-0	0	10.13	6	5.1	6
Safeco Field	1-0	0	3.86	11	14.0	6	Veterans Stadium	0-0	1	0.00	3	3.2	0
Tropicana Field	0-1	0	2.53	12	10.2	3	Citizens Bank Park	1-0	0	10.13	4	2.2	3
Rangers Ballpark	3-3	1	3.22	115	142.2	51	Three Rivers	0-0	0	0.00	2	2.0	0
Rogers Centre	0-0	0	1.13	7	8.0	1	PNC Park	0-0	0	2.08	2	4.1	1
							Busch Stadium II	0-0	0	9.00	2	3.0	3
							Busch Stadium	0-0	0	0.00	3	2.1	0
							Qualcomm Stadium	0-0	0	0.00	1	1.0	0
							AT&T Park	0-0	0	0.00	1	0.2	0
							RFK Stadium	0-0	0	6.75	2	2.2	2



35 MITCH MAIER

OF

HEIGHT: 6-2 WEIGHT: 211 BATS/THROWS: L/R
 OPENING DAY AGE: 26 (Turns 27 on June 30)
 BORN: June 30, 1982 (Petoskey, MI) RESIDES: South Lyon, MI
 M.L. SERVICE: 79 days SIGNED THRU: 2009
 ACQUIRED: Selected in the 1st round (30th overall) in the 2003 Draft

2008

- ▶ Spent the first three and a half months of the season at Triple-A Omaha before being recalled by the Royals on July 24, remaining with the team the rest of the season.
- ▶ Made his 2008 debut on July 24 vs. Tampa Bay...picked up his first Major League RBI with a single on July 30 at Oakland...had his first career 3-hit game on August 3 vs. Chicago.
- ▶ Was reinstated from the 15-day D.L. on September 12...he missed 19 games with a right cheekbone fracture after being hit by a Zach Jackson pitch in Cleveland on August 20.
- ▶ Tripled and singled, driving in a career-high 3 runs on September 24 at Detroit.

2006

- ▶ Made his big league debut for Kansas City.
- ▶ Was named to the Texas League All-Star team while with Wichita (AA)...led the league in games played while also finishing second in at bats and hits, fourth in runs, tied for fourth in triples, fifth in total bases (257), sixth in RBI and tied for eighth in doubles.
- ▶ Had his contract purchased by the Royals on September 20...made his Major League debut as a defensive replacement in left field on September 23 vs. Detroit.
- ▶ Recorded his first Major League hit off the Twins' Brad Radke on September 28.
- ▶ Hit .350 (35-100) for the Grand Canyon Rafters in the Arizona Fall League...named to its All-Prospepects Team.

Minor League Notes

- ▶ Named to the 2005 mid-season California League All-Star team while playing for High Desert (A).
- ▶ Ended his 2005 season at Wichita...combined for 47 doubles in 2005, the second-most in minor leagues.
- ▶ Split his 2004 season between Burlington (A) and Wilmington (A)...finished fifth in the Midwest League with 34 stolen bases despite playing just 82 games...named MVP of the Midwest League All-Star Game in June.
- ▶ Earned Arizona League All-Star honors in 2003 after finishing fourth in the league in RBI and fifth in average.
- ▶ Selected by the Kansas City Royals in the first round (30th overall) of the 2003 June Free Agent Draft...signed by Jason Bryans.

Miscellaneous Notes

- ▶ Mitchell William Maier resides in South Lyon, Mich., with his wife, Karrie...graduated from Novi (Mich.) High...participated in 2008 Royals FanFest and 2009 Caravan...name is pronounced "MY-er".
- ▶ Attended the University of Toledo and finished his 3-year career with school career records for average (.414), hits (238), doubles (42), RBI (147) and total bases (370)...hit .448 his junior season, the nation's second-highest average...earned First-Team All-America honors from Baseball America in 2003.

		Maier's Career Statistics																
Year	Club	AVG	G	AB	R	H	2B	3B	HR	RBI	SH	SF	HP	BB	SO	SB	CS	E
2003	Surprise Royals	.350	51	203	41	71	14	6	2	45	0	3	2	18	25	7	3	6
2004	Burlington (A)	.300	82	317	41	95	24	3	4	36	0	1	0	27	51	34	10	19
	Wilmington	.264	51	174	25	46	9	2	3	17	1	2	2	15	29	9	2	8
2005	High Desert	.336	50	211	42	71	26	1	8	32	0	3	1	12	43	6	1	3
	Wichita	.255	80	322	55	82	21	5	7	49	0	3	2	15	47	10	3	3
2006	Wichita	.306	*138	543	95	166	35	7	14	92	3	9	7	41	96	13	12	7
	KANSAS CITY	.154	5	13	3	2	0	0	0	0	0	0	0	2	4	0	0	1
2007	Omaha	.279	140	544	75	152	29	5	14	62	6	9	4	33	89	7	2	3
2008	Omaha	.316	85	345	57	109	24	1	9	41	3	5	1	29	42	12	3	3
	KANSAS CITY	.286	34	91	9	26	1	1	0	9	2	0	2	2	18	0	2	1
Minor League Totals		.298	678	2659	431	792	182	30	61	374	13	35	19	190	422	98	36	52
Major League Totals		.269	39	104	12	28	1	1	0	9	2	0	2	4	22	0	2	2

Maier's Career Transactions

- 2003 Selected by the Kansas City Royals in the 1st round (30th overall) of the June Free Agent Draft...signed by Jason Bryans
 2008 Placed on the 15-day D.L. (fractured right cheekbone), August 21...reinstated on September 12

ROYALS

REVIEW

HISTORY

RECORDS

OPPONENTS

SCOUTING/PLAYER DEV.

MEDIA & MISC.



MITCH MAIER (CONT.)

Maier's Career Fielding

POSITION	PCT.	G	PO	A	E	TC	DP
Outfield	.974	38	75	0	2	77	0

Maier's 2008 and Career Breakdown

vs. American League	2008					Career				
	AVG	AB	H	HR	RBI	AVG	AB	H	HR	RBI
vs. Baltimore	-	-	-	-	-	-	-	-	-	-
Boston	.222	18	4	0	2	.222	18	4	0	2
Chicago	.389	36	14	0	4	.389	36	14	0	4
Cleveland	.111	18	2	0	0	.111	18	2	0	0
Detroit	.400	10	4	0	6	.211	19	4	0	6
Kansas City	-	-	-	-	-	-	-	-	-	-
Los Angeles	-	-	-	-	-	-	-	-	-	-
Minnesota	.294	34	10	0	0	.316	38	12	0	0
New York	.400	20	8	0	0	.400	20	8	0	0
Oakland	.333	12	4	0	2	.333	12	4	0	2
Seattle	.250	16	4	0	4	.250	16	4	0	4
Tampa Bay	.111	18	2	0	0	.111	18	2	0	0
Texas	-	-	-	-	-	-	-	-	-	-
Toronto	-	-	-	-	-	-	-	-	-	-
Monthly	AVG	AB	H	HR	RBI	AVG	AB	H	HR	RBI
March/April	-	-	-	-	-	-	-	-	-	-
May	-	-	-	-	-	-	-	-	-	-
June	-	-	-	-	-	-	-	-	-	-
July	.200	30	6	0	2	.200	30	6	0	2
August	.390	82	32	0	6	.390	82	32	0	6
September/October	.200	70	14	0	10	.193	83	16	0	10
Situational Hitting	AVG	AB	H	HR	RBI	AVG	AB	H	HR	RBI
Home	.271	96	26	0	10	.263	99	26	0	10
Road	.302	86	26	0	8	.292	96	28	0	8
Day	.367	98	36	0	10	.346	104	36	0	10
Night	.190	84	16	0	8	.198	91	18	0	8
Natural Grass	.296	162	48	0	18	.281	171	48	0	18
Artificial Turf	.200	20	4	0	0	.250	24	6	0	0
Before ASG	-	-	-	-	-	-	-	-	-	-
After ASG	.286	182	52	0	18	.277	195	54	0	18
vs. LHP	.273	66	18	0	6	.254	71	18	0	6
vs. RHP	.293	116	34	0	12	.290	124	36	0	12
with RISP	.250	64	16	0	18	.239	67	16	0	18
Bases Loaded	.500	8	4	0	10	.400	10	4	0	10
Pinch Hitter	.000	1	0	0	0	.000	1	0	0	0
Designated Hitter	-	-	-	-	-	.000	1	0	0	0

Maier's Career by Ballpark

Ballpark	AVG	AB	H	HR	RBI	Ballpark	AVG	AB	H	HR	RBI
U.S. Cellular Field	.667	6	4	0	0	Metrodome	.250	24	6	0	0
Progressive Field	.111	18	2	0	0	Old Yankee Stadium	.400	20	8	0	0
Comerica Park	.250	16	4	0	6	Oakland Coliseum	.333	12	4	0	2
Kauffman Stadium	.263	99	26	0	10						

Maier's Single Game Bests

HITS	RBI
3 (2x) 8/3/08 vs. CWS 8/16/08 @ NYY	3 9/24/08 @ DET 2 9/18/08 vs. SEA



55 GIL MECHE

RHP

HEIGHT: 6-3 **WEIGHT:** 214 **BATS/THROWS:** R/R
OPENING DAY AGE: 30 (Turns 31 on September 8)
BORN: September 8, 1978 (Lafayette, LA) **RESIDES:** Kansas City, MO
M.L. SERVICE: 8 years, 29 days **SIGNED THRU:** 2011
ACQUIRED: Signed as a Major League free agent, December 8, 2006

2008

- ▶ Had another tremendous season in his second year with the Royals, posting the second-highest win total of his career and a second-straight sub-4.00 ERA...set a career high with 183 strikeouts and tied his career high with 34 starts, while falling just 5.2 innings shy of his career best (set in 2007).
- ▶ Gil's 34 starts tied for first in the A.L., while ranking third in pitches thrown (3,555), tied for fifth in K's (183), tied for seventh in innings (210.1), eighth in strikeouts per 9 innings (7.83) and tied for eighth in quality starts (21).
- ▶ Fell 1 strikeout shy of his career high in two separate starts, whiffing 10 in an 8-3 win at Arizona on June 15 and then striking out 10 more in a 3-1 win vs. Cleveland on September 6.
- ▶ He and Zack Greinke's 183 strikeouts are the most by a Royals pitcher since Kevin Appier had 196 in 1997.
- ▶ Joins Greinke for 366 combined K's, the best 1-2 tandem for the Royals since David Cone and Appier combined for a franchise-record 377 in 1993.
- ▶ He and Greinke each notched at least 13 wins, marking the first time since 1996 when Tim Lincecum (15) and Appier (14) accomplished the feat.
- ▶ After a tough start which saw him post a 1-4 record and a 7.22 ERA through April, he did not post an ERA above 3.65 for any of the following five months, including a season-best 3.05 ERA in July.
- ▶ Was outstanding from June 10 through the remainder of the season, going 11-3 with a 3.09 ERA (46 earned runs on 121 hits in 134.0 innings) in his last 21 starts...the ERA was the fourth-best in the A.L. over that stretch and his 124 K's were the fourth-most, while KC went 15-6.
- ▶ Solid following the All-Star break, going 8-2 with a 3.00 ERA and 95 K's in 90.0 innings in 14 starts, the fifth-best ERA in the A.L. over that span...Gil allowed 2 earned runs or less in all but 3 of 14 starts following the break.
- ▶ Matched a career high by winning 4 straight starts from July 19 to August 4, posting a 1.71 ERA over that span...defeated 3 playoffs teams in the run including the White Sox, Rays and Red Sox.
- ▶ Gil was KC's August Pitcher of the Month, going 1-1 with a 3.49 ERA in 6 starts, fanning 42 in 38.2 innings...the 42 K's were the third-most in the A.L., the most ever by a KC hurler in August and the most in any month by a Royals pitcher since Appier recorded 44 in May of 1997.
- ▶ Was 4-1 with a 2.91 ERA (55.2 IP, 18 ER) in 9 road starts from July 7 through the remainder of the season.

2007

- ▶ Had an All-Star first season with KC and was named Royals Pitcher of the Year, setting career highs in starts (34), innings (216.0), ERA (3.67) and quality starts (23)...equaled his previous career high with 156 strikeouts (also 2006)...he tied for the league-lead in starts and finished eighth in innings.
- ▶ Selected to his first A.L. All-Star team, but did not pitch in the game.
- ▶ His 3.67 ERA was the best by a Kansas City starting pitcher since Appier posted a 3.40 ERA in 1997 while his 23 quality starts tied for the 14th-best mark in a Royals uniform and the most since 1993.
- ▶ Posted just a 9-13 record due mostly to the worst run support in the American League (3.92 runs/9 innings) and the fourth-worst support in baseball...the Royals scored 12 runs for him while he was on the mound in his 13 losses.
- ▶ Lasted at least 7.0 innings in 15 of his 34 starts and at least 6.0 innings in 27 of the 34.
- ▶ Named Royals Pitcher of the Month for April.
- ▶ Meche became the 18th different pitcher to start Opening Day for the Royals when he toed the rubber on April 2 against the Red Sox...he was also sixth consecutive different pitcher to start the opener for Kansas City dating to 2002...he earned a 7-1 win...his 7.1 innings were the most by a KC starter on Opening Day since Bret Saberhagen went 8.0 innings in a 5-3 loss to Toronto on April 4, 1988.
- ▶ Through 9 starts, Meche's 1.91 ERA was tied for the 4th-best mark among Royals pitchers to begin a season and tied for the second-best mark to begin a Royals career...only Bret Saberhagen (1.66 in 1987), Appier (1.76 in 1992) and Larry Gura (1.86 in 1980) have started a season with a better ERA.
- ▶ Lost 5 straight starts from May 19 to June 9 before winning 4 straight decisions over a 7-start period from June 15 to July 20...lost 6 straight decisions in a 9-start span from July 25-September 9.
- ▶ Did not allow more than 3 runs in any of his final 10 starts, recording a 2.97 ERA over that span.
- ▶ Recorded his fifth career complete game in a 3-2 loss at Baltimore on September 24.

ROYALS

REVIEW

HISTORY

RECORDS

OPPONENTS

SCOUTING/PLAYER DEV.

MEDIA & MISC.



GIL MECHE (CONT.)

2006

- ▶ Reached double-digit wins for the third time in his 6 Major League seasons.
- ▶ Had 15 quality starts, 2nd on the Mariners, and allowed 2 runs or less 14 times and 3 earned runs or less in 21 of 32 starts...Seattle went 18-14 in his 32 starts.
- ▶ Won a career-best 5-straight decisions from June 5-July 5...was 5-0 over 9 starts with a 2.65 ERA (57.2 IP, 17 ER).
- ▶ Recorded his fourth-career complete game in an 8-1 win on June 17 vs. San Francisco.

2005

- ▶ Made 26 starts despite a stint on D.L. from August 20-September 16 with left knee patellar tendinitis.
- ▶ One of 3 pitchers in the Majors with 4 wins in Interleague play.
- ▶ Went exactly a year between road losses before losing on May 27 at Tampa Bay...last loss on the road was May 27, 2004, at Cleveland, a span of 9-straight starts without a loss.
- ▶ Had 13 consecutive decisions from May 15-July 23, going 8-5 over that span.

2004

- ▶ Opened the season with the Mariners...made 10 starts for Tacoma from June 6-July 25.
- ▶ Recorded his first career 9-inning complete-game shutout on September 12 vs. Boston in a 2-0 Mariners win...allowed just 5 hits and 1 walk while striking out 4 in the route-going performance.

2003

- ▶ Spent his first full-season in the Majors...named Sporting News Comeback Player of the Year.
- ▶ Ranked among the league-leaders with a 3.31 home ERA (10th).
- ▶ Was 1 of 5 pitchers to help Seattle tie a Major League record by using only 5 starters all season.
- ▶ Became the first pitcher in baseball since 1953 (Whitey Ford) to win at least 15 games after not appearing in the Majors the previous 2 seasons...missed all of the 2001 season and a majority of the 2002 season rehabbing from arthroscopic surgery on his right shoulder.
- ▶ Meche also became the first pitcher since Jose Guzman in 1991 to win at least 10 games following a 2-year absence from the Majors.
- ▶ Posted a 20.1-inning scoreless streak from April 17-May 4 and a 26.0-inning streak of no earned runs over the same stretch.
- ▶ Won 4-straight decisions twice during the season, April 12-May 4 and May 16-June 4.

2000

- ▶ Began the year in the Majors, but season was cut short due to right shoulder problems.
- ▶ Placed on the 15-day D.L. with a strained right shoulder on May 30...returned on June 13.
- ▶ Earned his first-career complete game and shutout in a rain-shortened 5-inning win at Kansas City on June 13.
- ▶ Recorded a team-high 15-inning scoreless streak from May 28-June 23.
- ▶ Optioned to Tacoma on July 5...recalled to Seattle on July 31 and was placed on the 15-day D.L. with a strained right shoulder.
- ▶ Was shut down for the season after pitching 1.0 inning in a rehab start with Everett (A) on August 27 with discomfort in his right shoulder.

1999

- ▶ Saw his first action at the Major League level, joining the Mariners rotation on July 6.
- ▶ Made his Major League debut on July 6 at Anaheim.
- ▶ Was 20 years, 9 months and 28 days at time of debut, the youngest Mariner to make his debut since Alex Rodriguez debuted at the age of 18 years, 11 months and 11 days in 1994 and the youngest Mariner pitcher to make his debut since Mike Hampton debuted on April 17, 1993 at the age of 20 years, 7 months, 8 days.
- ▶ Earned his first Major League win in his second start, a 7-5 win on July 19 vs. Arizona.

Minor League Notes

- ▶ Pitched at San Antonio (AA) while rehabbing from shoulder surgery in 2002.
- ▶ Missed the entire 2001 season recovering from arthroscopic surgery on February 6 to repair a partially frayed rotator cuff in his right shoulder...the surgery was performed by Dr. James Andrews...also had exploratory surgery in his right AC joint on October 3.
- ▶ Led the Mariners farm system with 168 strikeouts for Wisconsin (A) in 1998...named Wisconsin's Co-Pitcher of the Year and was named to the Midwest League's Mid-Season All-Star squad.
- ▶ Made his pro debut with Peoria (R), but was limited to 2 games because of tendinitis in his right shoulder.



Miscellaneous Notes

- ▶ **Gilbert Allen (Gil) Meche** resides in Kansas City, Mo., with his fiancée, Stacy...he has 2 sons, Landon and Brayden, and a daughter, Ella...participated in the 2008 Royals FanFest.
- ▶ Graduated from Acadiana High (Lafayette, La.) in 1996, but was limited in baseball his senior season because of a viral infection.
- ▶ Was a member of the U.S. Junior Olympic team in 1995 and was named the Most Valuable Pitcher at the National Amateur All-Star Tournament.

Meche's Career Statistics

Year	Club	W-L	ERA	G	GS	CG	SHO	SV	IP	H	R	ER	HR	HB	BB	SO	WP	BK
1996	Peoria	0-1	6.00	2	0	0	0	0	3.0	4	2	2	0	0	1	4	0	0
1997	Everett	3-4	3.98	12	12	1	0	0	74.2	75	40	33	7	3	24	62	7	0
	Wisconsin	0-2	3.00	2	2	0	0	0	12.0	12	5	4	1	1	4	14	2	1
1998	Wisconsin	8-7	3.44	26	26	0	0	0	149.0	136	77	57	9	5	63	168	12	2
1999	New Haven	3-4	3.05	10	10	0	0	0	59.0	51	24	20	3	0	26	56	4	0
	Tacoma	2-2	3.19	6	6	0	0	0	31.0	31	12	11	3	1	13	24	2	0
	SEATTLE	8-4	4.73	16	15	0	0	0	85.2	73	48	45	9	2	57	47	1	0
2000	SEATTLE	4-4	3.78	15	15	1	1	0	85.2	75	37	36	7	1	40	60	2	0
	Tacoma	1-1	3.86	3	3	0	0	0	14.0	10	7	6	1	0	10	15	0	0
	Wisconsin @	0-0	0.00	1	1	0	0	0	5.0	1	0	0	0	0	2	6	0	0
	Everett @	0-1	9.00	1	1	0	0	0	1.0	3	1	1	0	0	0	0	0	0
2002	San Antonio	4-6	6.51	25	13	0	0	0	65.0	68	49	47	8	4	32	56	0	0
2003	SEATTLE	15-13	4.59	32	32	1	0	0	186.1	187	97	95	30	3	63	130	7	0
2004	SEATTLE	7-7	5.01	23	23	1	1	0	127.2	139	73	71	21	5	47	99	4	0
	Tacoma	1-3	5.05	10	10	0	0	0	57.0	55	37	32	8	1	27	45	4	0
2005	SEATTLE	10-8	5.09	29	26	0	0	0	143.1	153	92	81	18	2	72	83	4	0
2006	SEATTLE	11-8	4.48	32	32	1	0	0	186.2	183	106	93	24	8	84	156	4	2
2007	KANSAS CITY	9-13	3.67	34	34	1	0	0	216.0	218	98	88	22	3	62	156	3	0
2008	KANSAS CITY	14-11	3.98	34	34	0	0	0	210.1	204	98	93	19	0	73	183	5	0
Major League Totals		22-31	4.07	98	84	1	0	0	470.2	446	254	213	40	15	202	450	31	3
Minor League Totals		78-68	4.36	215	211	5	2	0	1241.2	1232	649	602	150	24	498	914	30	2

* - Led League

@ - Minor League injury rehab

Meche's Career Transactions

- 1996 Selected by the Seattle Mariners in the 1st round (22nd overall) of the June Free Agent Draft...signed by Chris Smith
 2000 Placed on 15-day D.L. (strained right shoulder), May 29...reinstated on June 13
 Placed on 15-day D.L. (strained right shoulder), July 31...reinstated on October 2
 2001 Placed on 15-day D.L. (rehab from shoulder surgery), March 31...transferred to 60-day D.L., April 2...reinstated on November 6
 2005 Placed on 15-day D.L. (right knee patellar tendinitis), August 20...reinstated on September 16
 2006 Signed by the Kansas City Royals as a Major League free agent, December 8

Meche's All-Star Game Record

Year	Club, Site	W-L	ERA	G	GS	CG	SHO	SV	IP	H	R	ER	HR	HB	BB	SO
2007	A.L., SF															

(Selected - Did Not Pitch)

Meche's Career Fielding

POSITION	PCT.	G	PO	A	E	TC	DP
Pitcher	.950	215	79	132	11	222	11

Meche's M.L. Batting Totals

	AVG.	AB	H	HR	RBI
M.L. Totals	.143	21	3	0	2

STRIKEOUTS (STARTER)	Meche's Single Game Bests	COMPLETE GAMES
11 5/21/04 vs. DET	<u>INNINGS PITCHED (STARTER)</u>	6/13/00 @ KC (5 IP)
10 (3x) 5/25/06 vs. BAL	9.0 (2x) 9/12/04 vs. BOS (CG)	5/4/03 @ CWS (5 IP)
6/15/08 @ ARI	6/17/06 vs. SF (CG)	9/12/04 vs. BOS
9/6/08 vs. CLE	8.0 (9x) 8/9/03 @ NYY	6/17/06 vs. SF
9 (2x) 8/4/08 vs. BOS	9/11/03 vs. TEX	9/24/07 @ BAL (8 IP)
8/20/08 @ CLE	8/10/04 vs. MIN	
8 (10x) 5/16/00 vs. MIN	5/3/05 vs. LAA	<u>SHUTOUTS</u>
4/23/03 vs. CLE	6/14/05 vs. PHI	6/13/00 @ KC (5 IP)
8/30/03 vs. BAL	9/1/06 @ TB	9/12/04 vs. BOS
9/6/04 vs. CLE	4/18/07 @ DET	
7/9/06 vs. DET	6/15/07 vs. FLA	<u>WINNING STREAKS</u>
9/1/06 @ TB	9/24/07 @ BAL (CG)	5 June 5-July 14, 2006
6/9/07 vs. PHI		4 (6x) Sept. 1-29, 1999
5/20/08 @ BOS	<u>INNINGS PITCHED (RELIEVER)</u>	May 16-June 23, 2000
7/29/08 @ OAK	2.0 9/20/05 vs. TEX	April 12-May 4, 2003
8/15/08 @ NYY		May 16-June 4, 2003
<u>STRIKEOUTS (RELIEVER)</u>		June 15-July 20, 2007
2 9/20/05 @ TOR		July 19-Aug. 4, 2008



GIL MECHE (CONT.)

Meche's 2008 and Career Breakdown

vs. American League	2008							Career						
	W-L	S	ERA	G	IP	H	ER	W-L	S	ERA	G	IP	H	ER
Baltimore	0-2	0	7.36	2	11.0	15	9	4-6	0	3.42	17	102.2	102	39
Boston	1-1	0	2.77	2	13.0	9	4	5-2	0	3.62	9	59.2	52	24
Chicago	1-1	0	4.50	2	12.0	10	6	7-3	0	4.15	14	82.1	69	38
Cleveland	2-2	0	4.98	6	34.1	34	19	4-8	0	5.20	18	100.1	114	58
Detroit	2-0	0	3.46	4	26.0	23	10	8-4	0	3.71	18	111.2	106	46
Kansas City	-	-	-	-	-	-	-	4-3	0	4.84	8	44.2	47	24
Los Angeles	1-0	0	3.00	1	6.0	6	2	8-2	0	5.01	18	106.0	100	59
Minnesota	1-2	0	6.00	4	24.0	23	16	7-5	0	4.53	16	97.1	84	49
New York	0-0	0	1.50	1	6.0	6	1	3-4	0	4.38	13	72.0	71	35
Oakland	1-0	0	2.57	1	7.0	5	2	3-7	0	3.90	18	97.0	96	42
Seattle	1-0	0	3.95	2	13.2	16	6	2-1	0	4.45	5	30.1	42	15
Tampa Bay	1-0	0	1.46	2	12.1	12	2	2-4	0	4.72	10	55.1	59	29
Texas	0-1	0	4.38	2	12.1	18	6	4-9	0	6.32	16	78.1	99	55
Toronto	0-2	0	3.55	2	12.2	14	5	4-6	0	4.82	13	65.1	72	35

vs. National League	W-L	S	ERA	G	IP	H	ER	W-L	S	ERA	G	IP	H	ER
Arizona	1-0	0	3.68	1	7.1	4	3	2-0	0	2.95	3	21.1	15	7
Atlanta	-	-	-	-	-	-	-	1-0	0	1.23	1	7.1	4	1
Chicago	-	-	-	-	-	-	-	-	-	-	-	-	-	-
Cincinnati	-	-	-	-	-	-	-	-	-	-	-	-	-	-
Colorado	-	-	-	-	-	-	-	0-1	0	9.00	1	5.0	8	5
Florida	-	-	-	-	-	-	-	1-1	0	3.46	2	13.0	12	5
Houston	-	-	-	-	-	-	-	-	-	-	-	-	-	-
Los Angeles	-	-	-	-	-	-	-	0-0	0	16.20	1	1.2	2	3
Milwaukee	-	-	-	-	-	-	-	-	-	-	-	-	-	-
New York	-	-	-	-	-	-	-	1-0	0	8.44	1	5.1	8	5
Philadelphia	-	-	-	-	-	-	-	2-1	0	3.00	3	21.0	16	7
Pittsburgh	-	-	-	-	-	-	-	-	-	-	-	-	-	-
St. Louis	1-0	0	1.29	1	7.0	6	1	1-0	0	3.86	2	11.2	14	5
San Diego	-	-	-	-	-	-	-	3-0	0	2.87	5	31.1	26	10
San Francisco	1-0	0	1.59	1	5.2	3	1	2-0	0	1.23	2	14.2	8	2
Washington	-	-	-	-	-	-	-	0-1	0	5.68	1	6.1	6	4

Monthly	W-L	S	ERA	G	IP	H	ER	W-L	S	ERA	G	IP	H	ER
March/April	1-4	0	7.22	6	33.2	43	27	9-14	0	4.38	36	207.1	229	101
May	2-3	0	3.65	6	37.0	32	15	14-15	0	4.60	38	227.0	215	116
June	3-1	0	3.13	5	31.2	25	11	18-6	0	3.10	31	188.2	163	65
July	3-1	0	3.05	6	38.1	38	13	12-11	0	5.04	36	207.0	219	116
August	1-1	0	3.49	6	38.2	36	15	9-15	0	4.97	36	201.0	206	111
September/October	4-1	0	3.48	5	31.0	30	12	16-7	0	3.97	38	210.2	200	93

Situational Pitching	W-L	S	ERA	G	IP	H	ER	W-L	S	ERA	G	IP	H	ER
Home	7-5	0	4.41	16	98.0	101	48	43-30	0	3.98	103	618.0	576	273
Road	7-6	0	3.61	18	112.1	103	45	35-38	0	4.75	112	623.2	656	329
Before ASG	6-9	0	4.71	20	120.1	126	63	43-39	0	4.27	120	703.1	697	334
After ASG	8-9	0	3.00	14	90.0	78	30	35-29	0	4.48	95	538.1	535	268
Starter	14-11	0	3.98	34	210.1	204	93	78-68	0	4.36	211	1236.1	1227	599
Reliever	-	-	-	-	-	-	-	0-0	0	5.06	4	5.1	5	3

Meche's Career By Ballpark

Ballpark	W-L	S	ERA	G	IP	ER	Ballpark	W-L	S	ERA	G	IP	ER
Camden Yards	0-3	0	3.70	10	58.1	24	Chase Field	1-0	0	2.51	2	14.1	4
Fenway Park	1-2	0	5.55	4	24.1	15	Coors Field	0-1	0	9.00	1	5.0	5
U.S. Cellular Field	4-2	0	4.65	9	50.1	26	Dolphin Stadium	0-1	0	7.20	1	5.0	4
Progressive Field	2-3	0	6.10	7	38.1	26	Dodger Stadium	0-0	0	16.20	1	1.2	3
Comerica Park	5-1	0	3.34	12	72.2	27	Veterans Stadium	1-0	0	3.00	1	6.0	2
Kauffman Stadium	14-14	0	4.34	39	240.1	116	Busch Stadium	0-0	0	7.71	1	-4.2	4
Angel Stadium	7-1	0	5.78	11	62.1	40	Qualcomm Stadium	0-0	0	0.00	1	7.0	0
Metrodome	3-4	0	4.69	8	48.0	25	PETCO Park	1-0	0	4.22	2	10.2	5
Old Yankee Stadium	2-2	0	4.68	8	42.1	22							
McAfee Coliseum	2-5	0	4.06	9	51.0	23							
Safeco Field	32-19	0	3.85	70	408.2	175							
Tropicana Field	0-2	0	3.45	5	28.2	11							
Rangers Ballpark	2-6	0	8.10	8	36.2	33							
Rogers Centre	1-2	0	4.26	5	25.1	12							



21 MIGUEL OLIVO

C

HEIGHT: 6-0 **WEIGHT:** 229 **BATS/THROWS:** R/R
OPENING DAY AGE: 30 (Turns 31 on July 15)
BORN: July 15, 1978 (Villa Vásquez, DR) **RESIDES:** Oakdale, CA
M.L. SERVICE: 5 years, 171 days **SIGNED THRU:** 2009
ACQUIRED: Signed as a Major League free agent, December 27, 2007

2008

- ▶ Miguel spent his first season with the Royals and provided sock as one of the Royals two primary catchers... equaled a career best with 22 doubles (also 2006) despite playing in 84 games, his fewest since his rookie season in 2002.
- ▶ Finished the season with a 4.42 catcher ERA, his best mark since 2005 with San Diego.
- ▶ Threw out 12 of 31 attempted basestealers, good for a career-high 38.7 percent...the 38.7% was the fourth-highest pct. in baseball (min. 20 stolen base attempts).
- ▶ 34 of his 78 hits (43.6%) were for extra bases (22 doubles, 12 home runs).
- ▶ Suspended the first 4 games of the season for an incident at the end of 2007 while he was with the Marlins...the suspension was initially a 5-gamer, but was appealed down in spring training.
- ▶ Collected 9 doubles in May, tied for the sixth-most in the A.L. and his most in any month in his career.
- ▶ He drove in a career-high tying 5 on May 22 in Boston, going 3-for-5 with 2 doubles and a 3-run home run.
- ▶ Hit a 2-strike, 2-out pinch hit home run in the top of the ninth on June 30 in Baltimore to send the game into extra innings...the Royals won the game, 6-5, in 11 innings.
- ▶ Was ejected for charging the mound after being hit by a pitch on August 3 vs. the White Sox...appealed a 5-game suspension and had it reduced to 4, which he served from August 14-17.
- ▶ The Royals were 11-6 over his last 17 starts since August 24, as pitchers posted a 2.98 ERA (50 earned runs in 151.0 innings) in those 17 games.

Career Notes

- ▶ Set career high in 2007 with 60 RBI and equaled his career best in home runs in his second season with Florida.
- ▶ His 32 home runs from 2006-2007 rank tied for sixth among catchers in baseball.
- ▶ Led all Major League catchers in 2007 with 4 triples.
- ▶ Threw out 34.2 percent of attempted basestealers in 2006, the second-highest total in the National League.
- ▶ Caught Anibal Sanchez' no hitter on September 6 vs. Arizona.
- ▶ Hit 15 home runs as a catcher in 2006, tying a single-season record for a Dominican-born catcher (Tony Pena in 1983 and 1984)...also hit a home run as a first baseman.
- ▶ Recorded his first career multi-homer game, going deep twice on August 27, 2004 vs. Kansas City.
- ▶ Was named to the 2003 TOPPS/Major League Baseball All-Rookie Team and the catcher on Baseball Digest's All-Star Rookie Team...threw out 35.8 percent off opposing basestealers, the third-best pct. in the A.L.
- ▶ Recorded his first Major League grand slam off Shawn Estes on June 20 against the Chicago Cubs.
- ▶ Made his Major League debut for the White Sox on September 15, 2002 at New York (AL)...homered in his first Major League at bat off Andy Pettitte to becoming the second player in White Sox history to hit a homer in his 1st Major League at bat.

Minor League Notes

- ▶ Selected as a mid-season and postseason All-Star in the Southern League in 2002.
- ▶ Was an Arizona League All-Star in 1998.
- ▶ Signed by the Oakland Athletics as a non-drafted free agent, September 30, 1996...signed by Miguel Garcia.

Miscellaneous Notes

- ▶ Full name is Miguel Eduardo Olivo...he and his wife, Gloria, have 6 children: Miguel Jr., Minaya, Alexandria, Sergio, Alazay and Erica...they reside in Oakdale, Calif.
- ▶ Is a second cousin once-removed of Royals infielder Tony Pena, Jr.
- ▶ Coaches youth and high school players in the Dominican Republic in the offseason.
- ▶ Participated in the 2008 and 2009 Royals FanFest.

HOWAS

REVIEW

HISTORY

RECORDS

OPPONENTS

SCOUTING/PLAYER DEV.

MEDIA & MISC.



MIGUEL OLIVO (CONT.)

Olivo's Career Statistics

Year	Club	AVG	G	AB	R	H	2B	3B	HR	RBI	SH	SF	HP	BB	SO	SB	CS	E
1997	Dominican A's	.271	63	221	37	60	11	4	6	57	1	8	2	34	36	6	3	-
1998	Scottsdale	.311	46	164	30	51	11	3	2	23	0	1	4	8	43	2	2	8
1999	Modesto	.305	73	243	46	74	13	6	9	42	1	1	2	21	60	4	5	15
2000	Midland	.237	19	59	8	14	2	0	1	9	1	0	0	5	15	0	0	2
	Modesto	.282	58	227	40	64	11	5	5	35	0	2	2	16	53	5	2	19
2001	Birmingham	.259	93	316	45	82	23	1	14	55	5	3	7	37	62	6	3	9
2002	Birmingham	.306	106	359	51	110	24	10	6	49	4	3	5	40	66	29	13	13
	CHICAGO-AL	.211	6	19	2	4	1	0	1	5	0	0	0	2	5	0	0	0
2003	CHICAGO-AL	.237	114	317	37	75	19	1	6	27	4	2	4	19	80	6	4	9
2004	CHICAGO-AL	.270	46	141	21	38	7	2	7	26	4	1	0	10	29	5	4	4
	SEATTLE	.200	50	160	25	32	8	2	6	14	0	0	3	10	55	2	2	1
	Everett @	.000	2	6	0	0	0	0	0	0	0	0	0	0	2	0	0	1
2005	Tacoma	.233	24	90	13	21	4	1	3	21	0	1	1	7	19	8	1	0
	SEATTLE	.151	54	152	14	23	4	0	5	18	0	1	0	4	49	1	1	4
	SAN DIEGO	.304	37	115	16	35	7	1	4	16	1	1	3	4	31	6	1	5
2006	FLORIDA	.263	127	430	52	113	22	3	16	58	3	3	7	9	103	2	3	7
2007	FLORIDA	.237	122	452	43	107	20	4	16	60	0	1	2	14	123	3	2	12
2008	KANSAS CITY	.255	84	306	29	78	22	0	12	41	0	1	3	7	82	7	0	5
	Minor League Totals	.284	421	1464	233	416	88	26	40	234	11	11	21	134	320	54	26	67
	A.L. Totals	.228	354	1095	128	250	61	5	37	131	8	5	10	52	300	21	11	23
	N.L. Totals	.256	286	997	111	255	49	8	36	134	4	5	12	27	257	11	6	24
	Major League Totals	.241	640	2092	239	505	110	13	73	265	12	10	22	79	557	32	17	47

@ - Minor League injury rehab

Career Grand Slams (1):	TEAM	DATE	OPPONENT	PITCHER
	CHICAGO-AL	June 20, 2003	at Chicago-NL	S. Estes

Olivo's Career Transactions

- 1996 Signed by the Oakland Athletics as a non-drafted free agent, September 30...signed by Miguel Garcia
- 2000 Acquired by the Chicago White Sox in exchange for RHP Chad Bradford, December 7
- 2004 Acquired by the Seattle Mariners with OF Jeremy Reed and INF/OF Mike Morse in exchange for RHP Freddy Garcia, C Ben Davis and cash, June 27
Placed on the 15-day D.L. (kidney stones), June 30...reinstated on July 15
- 2005 Acquired by the San Diego Padres in exchange for C Miguel Ojeda and RHP Natanael Mateo, July 30
- 2006 Signed by the Florida Marlins as a Major League free agent, January 3
- 2007 Signed by the Kansas City Royals as a Major League free agent, December 27
- 2008 Placed on Suspended List, March 31...reinstated on April 5
Placed on Suspended List, August 14...reinstated on August 18

Olivo's Division Series Totals

Year	Club vs. Opp.	AVG	G	AB	R	H	2B	3B	HR	RBI	SH	SF	HP	BB	SO	SB	CS	E
2005	SD vs. StL	.000	1	1	0	0	0	0	0	0	0	0	0	0	0	0	0	0

Olivo's Career Fielding

POSITION	PCT.	G	PO	A	E	TC	DP
Catcher	.988	606	3635	259	47	3941	41
1st Base	1.000	5	4	1	0	5	1

Olivo's Single Game Bests

HITS	RBI	GRAND SLAMS
5 6/16/07 @ KC	5 (2x) 6/27/06 vs. TB	June 20, 2003 @ CHI
4 (2x) 7/30/03 @ KC	5/22/08 @ BOS	
6/11/06 @ SD	4 6/20/03 @ CHI	HITTING STREAKS
HOME RUNS	STOLEN BASES	10 Aug. 24-Sept. 4, 2005
2 (2x) 8/27/04 vs. KC	2 9/1/05 @ MIL	10 June 22-July 6, 2006
6/27/06 vs. TB	2 10/2/05 vs. LAD	



Olivo's 2008 and Career Breakdown

	2008					Career				
	AVG	AB	H	HR	RBI	AVG	AB	H	HR	RBI
vs. American League										
Baltimore	.263	19	5	1	1	.176	68	12	2	6
Boston	.333	9	3	1	5	.269	52	14	4	12
Chicago	.243	37	9	2	6	.222	63	14	2	7
Cleveland	.306	49	15	2	6	.268	138	37	3	16
Detroit	.150	20	3	0	2	.186	70	13	1	6
Kansas City	-	-	-	-	-	.398	93	37	5	22
Los Angeles	.333	9	3	0	1	.170	88	15	2	4
Minnesota	.311	45	14	2	8	.244	127	31	3	14
New York	.294	17	5	1	2	.289	76	22	4	13
Oakland	.263	19	5	1	1	.246	69	17	3	4
Seattle	.250	12	3	1	2	.250	36	9	1	4
Tampa Bay	.143	7	1	0	0	.213	80	17	4	11
Texas	.136	22	3	0	1	.129	62	8	1	4
Toronto	.222	9	2	0	1	.246	57	14	2	11
vs. National League										
Arizona	.000	3	0	0	0	.175	57	10	0	5
Atlanta	-	-	-	-	-	.195	113	22	7	21
Chicago	-	-	-	-	-	.239	46	11	2	8
Cincinnati	-	-	-	-	-	.235	34	8	4	10
Colorado	.250	8	2	0	2	.306	49	15	1	10
Florida	.364	11	4	1	3	.296	27	8	1	5
Houston	-	-	-	-	-	.268	41	11	0	4
Los Angeles	-	-	-	-	-	.226	53	12	2	3
Milwaukee	-	-	-	-	-	.211	57	12	0	3
New York	-	-	-	-	-	.234	111	26	3	11
Philadelphia	-	-	-	-	-	.321	112	36	7	19
Pittsburgh	-	-	-	-	-	.280	50	14	2	6
St. Louis	.143	7	1	0	0	.111	36	4	1	2
San Diego	-	-	-	-	-	.341	44	15	1	5
San Francisco	.000	3	0	0	0	.175	40	7	2	3
Washington	-	-	-	-	-	.238	143	34	3	16
Monthly										
March/April	.233	43	10	3	8	.226	332	75	9	50
May	.333	72	24	3	14	.255	408	104	15	50
June	.200	65	13	3	6	.253	312	79	13	48
July	.194	31	6	0	1	.236	318	75	14	30
August	.302	43	13	2	7	.255	388	99	15	50
September/October	.231	52	12	1	5	.219	334	73	7	37
Situational Hitting										
Home	.232	151	35	3	17	.238	1013	241	38	131
Road	.277	155	43	9	24	.245	1079	264	35	134
Day	.263	99	26	5	20	.262	626	164	30	93
Night	.251	207	52	7	21	.233	1466	341	43	172
Natural Grass	.249	281	70	11	36	.243	1957	476	69	248
Artificial Turf	.320	25	8	1	5	.215	135	29	4	17
Before ASG	.260	196	51	9	29	.243	1152	280	41	158
After ASG	.245	110	27	3	12	.239	940	225	32	107
vs. LHP	.262	103	27	7	16	.286	580	166	31	90
vs. RHP	.251	203	51	5	25	.224	1512	339	42	175
with RISP	.275	80	22	4	28	.262	516	135	20	192
Bases Loaded	.000	6	0	0	1	.367	60	22	1	55
Pinch Hitter	.333	6	2	1	1	.207	29	6	2	7
Designated Hitter	.253	83	21	6	10	.253	83	21	6	10

Olivo's Career by Ballpark

Ballpark	AVG	AB	H	HR	RBI	Ballpark	AVG	AB	H	HR	RBI
Camden Yards	.195	41	8	1	4	Chase Field	.139	36	5	0	0
Fenway Park	.167	18	3	1	5	Turner Field	.194	62	12	2	7
U.S. Cellular Field	.245	273	67	9	32	Wrigley Field	.105	19	2	1	7
Progressive Field	.275	51	14	1	5	Great American	.357	14	5	2	6
Comerica Park	.182	33	6	0	0	Coors Field	.600	10	6	0	6
Kauffman Stadium	.279	204	57	5	29	Dolphin Stadium	.235	442	104	19	62
Angel Stadium	.082	49	4	2	3	Minute Maid Park	.313	16	5	0	1
Metrodome	.255	55	14	2	8	Dodger Stadium	.242	33	8	1	2
Old Yankee Stadium	.298	47	14	3	8	Miller Park	.286	35	10	0	2
McAfee Coliseum	.262	42	11	2	3	Shea Stadium	.196	46	9	1	3
Safeoco Field	.221	181	40	9	20	Citizens Bank Park	.365	63	23	5	13
Tropicana Field	.195	41	8	1	4	PNC Park	.294	34	10	2	5
Rangers Ballpark	.136	22	3	0	2	Busch Stadium	.118	17	2	1	2
Rogers Centre	.194	36	7	1	5	PETCO Park	.338	80	27	1	12
						AT&T Park	.250	16	4	0	0
						Olympic Stadium	.000	3	0	0	0
						RFK Stadium	.233	73	17	1	9



38 BRAYAN PEÑA

C

HEIGHT: 5-11 WEIGHT: 247 BATS/THROWS: S/R
 OPENING DAY AGE: 27
 BORN: January 7, 1982 (Havana, Cuba) RESIDES: Miami, FL
 M.L. SERVICE: 1 year, 95 days SIGNED THRU: 2009
 ACQUIRED: Claimed off waivers from the Atlanta Braves, May 30, 2008

2008

- ▶ Split his time between the Braves and Royals organizations...acquired by the Royals off waivers on May 30.
- ▶ Opened the season on the Braves roster and appeared in 14 games, all as a pinch hitter...did not appear in the field.
- ▶ Reported to the Royals on May 30, then was designated for assignment on May 31 and sent to Omaha on June 6...spent the remainder of the season on Omaha's roster.

Career Notes

- ▶ Made his first Opening Day roster in 2007, beginning the season as the Braves' backup backstop.
- ▶ Missed two weeks with concussion-related symptoms from May 2-17, 2007 after being hit in the head on a follow-through swing by Philadelphia's Greg Dobbs.
- ▶ Picked up his first Major League hit on May 23, 2005 against the Mets' Kaz Ishii...recorded his first Major League homer on May 28, 2006 in Wrigley Field against the Cubs' Roberto Novoa.

Minor League Notes

- ▶ Named to the Triple-A International League All-Star team in 2005.
- ▶ Began his professional career in 2001 for Danville...named to Baseball America's Appy League All-Star Team, the SportsTicker Appy League All-Teen Team and started at catcher in the league's All-Star Game, earning the Star of Stars award for his performance in the game.

Miscellaneous Notes

- ▶ **Brayan Eduardo Peña** resides in Miami, Fla...first name is pronounced "Brian".
- ▶ Was a member of the Cuban National 18 and under team...defected to Venezuela in 2000...childhood friend of Braves shortstop Yunel Escobar.

Peña's Career Statistics

Year	Club	AVG	G	AB	R	H	2B	3B	HR	RBI	SH	SF	HP	BB	SO	SB	CS	E
2001	Danville	.370	64	235	39	87	16	2	1	33	1	2	0	31	30	3	1	5
2002	Macon	.229	81	271	26	62	10	0	3	25	3	2	2	22	37	0	3	5
	Myrtle Beach	.211	6	19	3	4	1	0	0	1	0	0	0	3	4	0	0	0
2003	Myrtle Beach	.294	82	286	24	84	14	1	2	27	6	2	1	11	28	2	5	2
2004	Greenville	.314	77	277	30	87	10	4	2	30	4	2	1	15	29	3	4	8
2005	Richmond	.326	81	282	27	92	21	2	0	25	6	3	0	28	19	3	1	4
	ATLANTA	.179	18	39	2	7	2	0	0	4	0	0	0	1	7	0	0	0
2006	Richmond	.302	87	325	32	98	18	1	1	33	1	4	1	21	28	6	6	4
	ATLANTA	.268	23	41	9	11	2	0	1	5	0	0	0	2	5	0	0	0
2007	ATLANTA	.212	16	33	2	7	0	0	1	3	0	0	0	0	3	0	1	0
	Richmond	.301	94	345	42	104	20	2	6	48	3	1	2	19	38	5	7	4
2008	ATLANTA	.286	14	14	3	4	1	0	0	0	0	0	0	1	2	0	0	0
	Omaha	.303	60	234	33	71	17	1	6	31	3	1	2	26	17	7	3	3
	Minor League Totals	.303	632	2274	256	689	127	13	21	253	27	17	9	176	230	29	30	35
	Major League Totals	.228	71	127	16	29	5	0	2	12	0	0	0	4	17	0	1	0

Peña's Career Transactions

- 2000 Signed with the Atlanta Braves as a non-drafted free agent, November 2...signed by Julian Perez and Rene Francisco
 2007 Placed on 15-day D.L. (concussion-related symptoms), May 2...reinstated on May 17
 2008 Claimed off waivers by the Kansas City Royals, May 30

Peña's Career Fielding

POSITION	PCT.	G	PO	A	E	TC	DP
Catcher	1.000	40	128	9	0	137	1
3rd Base	1.000	1	0	1	0	1	0



Peña's 2008 and Career Breakdown

	2008					Career				
	AVG	AB	H	HR	RBI	AVG	AB	H	HR	RBI
vs. American League	-	-	-	-	-	.000	7	0	0	0
vs. Los Angeles	-	-	-	-	-	.000	4	0	0	0
vs. Oakland	-	-	-	-	-	-	-	-	-	-
vs. National League	AVG	AB	H	HR	RBI	AVG	AB	H	HR	RBI
vs. Arizona	-	-	-	-	-	.200	10	2	0	0
vs. Chicago	-	-	-	-	-	.429	14	6	1	2
vs. Cincinnati	.667	3	2	0	0	.667	3	2	0	0
vs. Colorado	.000	1	0	0	0	.333	12	4	0	3
vs. Florida	1.000	1	1	0	0	.231	13	3	1	2
vs. Houston	-	-	-	-	-	.200	5	1	0	1
vs. Los Angeles	.000	1	0	0	0	.250	8	2	0	1
vs. New York	.000	2	0	0	0	.143	14	2	0	0
vs. Philadelphia	-	-	-	-	-	.235	17	4	0	1
vs. Pittsburgh	.333	3	1	0	0	.333	3	1	0	0
vs. San Diego	-	-	-	-	-	.000	3	0	0	0
vs. Washington	.000	3	0	0	0	.143	14	2	0	2
Monthly	AVG	AB	H	HR	RBI	AVG	AB	H	HR	RBI
March/April	.182	11	2	0	0	.226	31	7	1	1
May	.667	3	2	0	0	.357	28	10	1	2
June	-	-	-	-	-	.138	29	4	0	2
July	-	-	-	-	-	-	-	-	-	-
August	-	-	-	-	-	.143	7	1	0	0
September/October	-	-	-	-	-	.219	32	7	0	7
Situational Hitting	AVG	AB	H	HR	RBI	AVG	AB	H	HR	RBI
Home	.375	8	3	0	0	.232	82	19	1	9
Road	.167	6	1	0	0	.222	45	10	1	3
Day	.167	6	1	0	0	.270	37	10	1	3
Night	.375	8	3	0	0	.211	90	19	1	9
Natural Grass	.286	14	4	0	0	.228	127	29	2	12
Artificial Turf	-	-	-	-	-	-	-	-	-	-
Before ASG	.286	14	4	0	0	.239	88	21	2	5
After ASG	-	-	-	-	-	.205	39	8	0	7
vs. LHP	.333	3	1	0	0	.234	47	11	1	3
vs. RHP	.273	11	3	0	0	.225	80	18	1	9
with RISP	.000	6	0	0	0	.158	38	6	0	10
Bases Loaded	-	-	-	-	-	.250	4	1	0	3
Pinch Hitter	.286	14	4	0	0	.278	36	10	0	6
Designated Hiter	-	-	-	-	-	-	-	-	-	-

Peña's Career by Ballpark

Ballpark	AVG	AB	H	HR	RBI	Ballpark	AVG	AB	H	HR	RBI
Turner Field	.232	82	19	1	9	Citizens Bank Park	.200	5	1	0	0
Wrigley Field	.444	9	4	1	1	PNC Park	-	-	-	-	-
Coors Field	.286	7	2	0	0	PETCO Park	-	-	-	-	-
Dolphin Stadium	.333	6	2	0	0	RFK Stadium	.000	6	0	0	0
Minute Maid Park	.200	5	1	0	1	Nationals Park	.000	3	0	0	0
Shea Stadium	.000	4	0	0	0						

Peña's Single Game Bests

HITS	RBI
2 (55) 5/28/05 vs. PHI	3 9/27/05 vs. COL
5/28/06 @ CHI-NL	
6/3/06 vs. ARI	
6/6/06 vs. WAS	
4/29/07 @ COL	



1 TONY PEÑA, JR.

HEIGHT: 6-2 WEIGHT: 180 BATS/THROWS: R/R
 OPENING DAY AGE: 28
 BORN: March 23, 1981 (Santiago, DR) RESIDES: Santiago, DR
 M.L. SERVICE: 2 years, 85 days SIGNED THRU: 2009
 ACQUIRED: Trade with the Atlanta Braves, March 23, 2007

2008

- ▶ Had a tough year at the plate in his second season with the Royals, losing his starting shortstop job after two months.
- ▶ Did post an .843 range factor at shortstop, which ranked him third in the American League among shortstops with at least 90 games played.
- ▶ His .169 batting average was the lowest in the A.L. and the third-lowest in baseball (min. 200 at bats)...the mark was the second-lowest in the history of the Royals (min. 200 at bats), trailing Bob Hamelin's .168 mark in 1995.
- ▶ Picked up the game-winning RBI single in the 11th inning in March 31 season opener...followed that with an 0-for-26 slump before collecting a single on April 14.
- ▶ He pitched a 1-2-3 ninth inning on July 21 vs. the Tigers, striking out Ivan Rodriguez...it was his first career pitching appearance and the first for a KC position player since Shane Halter on July 17, 1998 at Seattle.
- ▶ Recorded a walk-off RBI single in the 12th inning on August 10 to defeat the Twins.

2007

- ▶ His first full season at the Major League level.
- ▶ Had a memorable Opening Day, recording his first Major League triple in the second inning and later tying a Royals franchise record (24th time) with his second triple in the eighth inning...according to the Elias Sports Bureau, he became the first Major League player since Tommy Henrich with the Yankees on April 15, 1950 to record 2 triples on Opening Day.
- ▶ Hit .200 (180-for-90) through April 29 (25 games)...turned it around, hitting .316 (84-for-266) over his next 75 games, raising his average to a season-high .287 on July 30.
- ▶ Posted a career-long 11-game hitting streak from May 20 to June 2.
- ▶ Set a new career high with 4 hits on May 15 at Oakland...equalled that mark on June 14 vs. St. Louis and September 25 vs. Chicago...also tied a career high with 3 runs scored on June 14 and September 25.
- ▶ His walk on July 26 snapped a franchise-record streak of 65 straight games without a free pass (covering 244 plate appearances)...according to the Elias Sports Bureau, it was the longest streak in the Majors since Livan Hernandez had 295 from 2000 to 2003...most recent streak by a non-pitcher was 322 by Shawn Dunston (1999-2000).
- ▶ Set a new career high and recorded a team season high with 3 doubles on July 8 vs. Tampa Bay...also set a career best with 4 RBI in that game.

2006

- ▶ Saw his first action at the Major League level with Atlanta.
- ▶ Spent a majority of the season at Richmond (AAA)...recalled by the Braves from Richmond on April 11.
- ▶ Collected his first Major League hit on April 21 at Washington off John Patterson.
- ▶ Optioned to Richmond on April 30...recalled by the Braves on July 29 for the remainder of the season.
- ▶ Recorded his first Major League home run pinch hitting on August 22 vs. Pittsburgh off Shawn Chacon.

Minor League Notes

- ▶ Spent 2003 with Myrtle Beach (A)...was named MVP of Carolina/California League All-Star Game.
- ▶ Was named the 2002 Braves' Bill Lucas Award winner, which goes to the organization's minor league player who best represents the Braves on and off the field.
- ▶ Signed by the Braves as a non-drafted free agent on July 21, 1999...signed by Rene Francisco.

Miscellaneous Notes

- ▶ **Tony Francisco Peña** resides in Santiago, Dominican Republic...he is married to Laura, and they have a son, Tony Peña III...participated in the 2008 Royals FanFest.
- ▶ Son of former Major League catcher, former Royals manager and current New York Yankees coach Tony Peña Sr. was 198-285 (.410) as KC manager from 2002-2005, including being named A.L. Manager of the Year in 2003.
- ▶ Attended Colegio Juan XXIII in the Dominican Republic.



Peña's Career Statistics

Year	Club	AVG	G	AB	R	H	2B	3B	HR	RBI	SH	SF	HP	BB	SO	SB	CS	E
2000	Danville	.214	55	215	22	46	5	0	2	20	2	2	0	5	53	6	2	19
2001	Jamestown	.246	72	264	26	65	12	2	0	18	3	1	2	10	48	8	6	23
2002	Macon	.249	118	405	42	101	9	5	2	36	8	2	5	14	68	11	15	32
2003	Myrtle Beach	.259	120	405	43	105	14	1	4	30	7	0	2	24	82	17	12	19
2004	Greenville	.255	130	495	65	126	22	0	11	34	9	3	4	16	108	25	13	25
2005	Richmond	.249	138	490	49	122	25	4	5	40	6	4	5	21	113	17	15	32
2006	Richmond	.282	81	298	38	84	12	4	1	23	5	2	2	12	56	12	3	13
	ATLANTA	.227	40	44	12	10	2	0	1	3	0	0	0	2	10	0	0	1
2007	KANSAS CITY	.267	152	509	58	136	25	7	2	47	8	5	4	10	78	5	6	23
2008	KANSAS CITY	.169	95	225	22	38	4	1	1	14	2	2	0	6	49	3	1	9
Minor League Totals		.252	714	2572	285	649	99	16	25	201	40	14	20	102	528	96	66	163
A.L. Totals		.237	247	734	80	174	29	8	3	61	10	7	4	16	127	8	7	32
N.L. Totals		.227	40	44	12	10	2	0	1	3	0	0	0	2	10	0	0	1
Major League Totals		.237	287	778	92	184	31	8	4	64	10	7	4	18	137	8	7	33

Peña's Career Transactions

- 1999 Signed by the Atlanta Braves as a non-drafted free agent, July 21...signed by Rene Francisco
- 2007 Acquired by the Kansas City Royals in exchange for RHP Erik Cordier, March 23

Peña's Career Fielding

POSITION	PCT.	G	PO	A	E	TC	DP
Shortstop	.966	266	296	646	33	975	140
Pitcher	1.000	1	0	1	0	1	0
2nd Base	1.000	1	2	3	0	5	1
3rd Base	---	1	0	0	0	0	0

ROYALS WON-LOSS BREAKDOWN

	Home		Road		Totals			
	2008	All-Time	2008	All-Time	2008	All-Time		
vs. RHP	20-31	1173-1035	19-32	997-1206	39-63	2170-2241		
vs. LHP	18-12	486-469	18-12	422-553	36-24	908-1022		
	Extra Innings		1-Run Games		Shutouts		Doubleheaders	
	2008	All-Time	2008	All-Time	2008	All-Time	2008	All-Time
	W-L	W-L	W-L	W-L	W-L	W-L	W-L-T	W-L-T
Baltimore	1-0	16-20	1-1	55-82	1-0	26-26	0-0-0	1-4-6
Boston	0-0	16-16	1-1	59-51	0-1	27-28	0-0-0	3-3-12
Chicago	0-2	29-27	1-2	89-91	0-3	26-44	0-0-0	8-2-10
Cleveland	0-0	17-21	0-1	73-77	1-1	33-28	0-1-0	4-7-8
Detroit	1-0	23-15	2-1	75-58	3-1	27-28	0-0-0	5-2-9
Los Angeles	0-0	21-18	1-0	66-75	0-1	48-31	0-0-0	10-7-4
Minnesota	2-2	26-38	2-3	86-89	0-3	28-33	0-0-0	5-2-10
New York	0-1	16-18	3-2	49-73	1-0	24-25	0-0-0	1-7-4
Oakland	2-0	32-23	2-1	65-87	0-0	31-37	1-0-0	6-7-11
Seattle	0-0	14-11	1-1	52-35	2-0	19-22	0-0-0	0-2-5
Tampa Bay	1-0	6-2	0-0	11-10	0-1	4-4	0-0-0	0-0-0
Texas*	0-0	21-19	1-4	71-75	0-0	28-24	0-0-0	9-2-5
Toronto	0-0	16-13	1-0	47-51	0-1	16-27	0-0-0	3-0-1
Arizona	0-1	1-3	0-1	1-4	0-1	0-1	0-0-0	0-0-0
Atlanta	0-0	0-0	0-0	0-1	0-0	0-0	0-0-0	0-0-0
Chicago (NL)	0-0	1-0	0-0	2-4	0-0	0-0	0-0-0	0-0-0
Cincinnati	0-0	0-1	0-0	1-1	0-0	1-1	0-0-0	0-1-0
Colorado	0-0	1-0	0-0	0-1	0-0	0-0	0-0-0	1-0-0
Florida	0-0	0-1	1-0	2-1	0-0	1-0	0-0-0	0-0-0
Houston	0-0	0-0	0-0	0-2	0-0	1-2	0-0-0	0-0-0
Los Angeles (NL)	0-0	0-0	0-0	2-1	0-0	0-0	0-0-0	0-0-0
Milwaukee+	0-0	19-18	0-0	74-56	0-0	22-21	0-0-0	11-2-9
New York (NL)	0-0	0-0	0-0	1-2	0-0	0-0	0-0-0	0-0-0
Philadelphia	0-0	0-0	0-0	0-0	0-0	0-1	0-0-0	0-0-0
Pittsburgh	0-0	3-1	0-0	2-2	0-0	0-2	0-0-0	0-0-0
San Diego	0-0	0-1	0-0	0-1	0-0	0-0	0-0-0	0-0-0
St. Louis	0-0	3-2	2-0	6-5	0-0	0-2	0-0-0	0-0-0
San Francisco	0-0	0-0	1-0	2-0	0-0	0-0	0-0-0	0-0-0
Washington#	0-0	0-1	0-0	0-2	0-0	0-1	0-0-0	0-1-0
Totals	7-6	281-269	20-18	891-937	8-13	362-388	1-1-0	67-49-94

* - As Washington Senators (1969-71) + - As Seattle Pilots (1969) # - As Montreal Expos (2002, 2004)

ROYALS
REVIEW
HISTORY
RECORDS
OPPONENTS
SCOUTING/PLAYER DEV.
MEDIA & MISC.



TONY PEÑA, JR. (CONT.)

Peña's 2008 and Career Breakdown

2008						Career				
	AVG	AB	H	HR	RBI	AVG	AB	H	HR	RBI
vs. American League										
vs. Baltimore	.273	11	3	1	2	.267	30	8	1	2
Boston	.000	9	0	0	0	.192	26	5	0	3
Chicago	.182	11	2	0	0	.298	57	17	1	8
Cleveland	.188	32	6	0	2	.244	82	20	0	4
Detroit	.235	34	8	0	3	.239	92	22	0	9
Kansas City	-	-	-	-	-	-	-	-	-	-
Los Angeles	.077	13	1	0	1	.211	38	8	0	2
Minnesota	.211	19	4	0	2	.240	75	18	0	3
New York	.071	14	1	0	1	.140	43	6	0	3
Oakland	.077	13	1	0	0	.200	45	9	0	2
Seattle	.400	10	4	0	2	.349	43	15	0	4
Tampa Bay	.000	8	0	0	0	.265	34	9	0	7
Texas	.167	12	2	0	0	.189	37	7	0	5
Toronto	.200	20	4	0	0	.171	41	7	0	1
vs. National League										
vs. Arizona	.000	1	0	0	0	.000	1	0	0	0
Atlanta	-	-	-	-	-	-	-	-	-	-
Chicago	-	-	-	-	-	.500	4	2	0	1
Cincinnati	-	-	-	-	-	.000	1	0	0	0
Colorado	.000	5	0	0	1	.100	20	2	0	1
Florida	.091	11	1	0	0	.292	24	7	0	1
Houston	-	-	-	-	-	-	-	-	-	-
Los Angeles	-	-	-	-	-	-	-	-	-	-
Milwaukee	-	-	-	-	-	.286	14	4	0	1
New York	-	-	-	-	-	.214	14	3	0	1
Philadelphia	-	-	-	-	-	.417	12	5	1	3
Pittsburgh	-	-	-	-	-	1.000	1	1	1	1
St. Louis	-	-	-	-	-	.222	27	6	0	2
San Diego	-	-	-	-	-	.000	1	0	0	0
San Francisco	.500	2	1	0	0	.500	2	1	0	0
Washington	-	-	-	-	-	.143	14	2	0	0
Monthly										
March/April	.156	77	12	0	5	.179	179	32	0	11
May	.156	77	12	0	2	.248	165	41	0	8
June	.133	15	2	0	1	.263	118	31	1	11
July	.111	18	2	1	1	.286	98	28	1	17
August	.400	15	6	0	2	.170	106	18	1	5
September/October	.174	23	4	0	3	.304	112	34	1	12
Situational Hitting										
Home	.165	85	14	0	6	.282	358	101	2	36
Road	.171	140	24	1	8	.198	420	83	2	28
Day	.145	83	12	0	6	.208	231	48	1	25
Night	.183	142	26	1	8	.249	547	136	3	39
Natural Grass	.176	199	35	1	14	.239	698	167	4	60
Artificial Turf	.115	26	3	0	0	.213	80	17	0	4
Before ASG	.155	181	28	1	9	.232	500	116	2	36
After ASG	.227	44	10	0	5	.245	278	68	2	28
vs. LHP	.243	70	17	1	6	.262	221	58	2	17
vs. RHP	.135	155	21	0	8	.226	557	126	2	47
with RISP	.229	48	11	0	12	.258	186	48	0	57
Bases Loaded	.000	1	0	0	1	.400	15	6	0	13
Pinch Hitter	.000	3	0	0	0	.200	15	3	1	1
Designated Hitter	1.000	2	2	0	1	1.000	2	2	0	1

Peña's Career by Ballpark

Ballpark	AVG	AB	H	HR	RBI	Ballpark	AVG	AB	H	HR	RBI
Camden Yards	.294	17	5	1	1	Rangers Ballpark	.107	28	3	0	0
Fenway Park	.188	16	3	0	2	Rogers Centre	.167	24	4	0	1
U.S. Cellular Field	.333	30	10	1	5	Chase Field	.000	1	0	0	0
Progressive Field	.190	42	8	0	3	Turner Field	.364	22	8	1	3
Comerica Park	.204	49	10	0	5	Great American	.000	1	0	0	0
Kauffman Stadium	.277	336	93	1	33	Coors Field	.133	15	2	0	0
Angel Stadium	.118	17	2	0	0	Dolphin Stadium	.091	11	1	0	0
Metrodome	.265	34	9	0	1	Miller Park	.308	13	4	0	1
Old Yankee Stadium	.118	17	2	0	0	Shea Stadium	.000	5	0	0	0
McAfee Coliseum	.219	32	7	0	2	Citizens Bank Park	.000	1	0	0	0
Safeco Field	.300	20	6	0	4	Busch Stadium	.143	14	2	0	1
Tropicana Field	.182	22	4	0	2	RFK Stadium	.091	11	1	0	0

Peña's Single Game Bests

HITS
 4 (3x) 5/15/07 @ OAK
 6/14/07 vs. STL
 9/25/07 @ CWS
 3 6 times (last: 7/21/07)

RBI
 4 7/8/07 vs. TB
 3 (2x) 7/29/07 vs. TEX
 9/25/07 @ CWS

HITTING STREAKS
 11 May 20-June 2, 2007



57 JOEL PERALTA

RHP

HEIGHT: 5-11 **WEIGHT:** 193 **BATS/THROWS:** R/R
OPENING DAY AGE: 33
BORN: March 23, 1976 (Bona0, DR) **RESIDES:** Bona0, DR
M.L. SERVICE: 3 years, 100 days **SIGNED THRU:** 2009
ACQUIRED: Claimed off waivers from the Los Angeles Angels, November 21, 2005

2008

- ▶ Opened the season at Triple-A Omaha before being recalled on April 17...struggled in 2008 after having a superb 2007 season.
- ▶ Was hindered by the long ball, allowing 15 home runs in just 52.2 innings...allowed 2.56 home runs/9 innings, the highest rate in the Majors among pitchers with at least 50 innings...that rate was the fifth-highest in baseball since the 2000 season and the second-highest in Royals history, trailing Miguel Batista who allowed 2.68 HR/9 in 2000.
- ▶ Held left-handed batters to a .247 (21-for-85) average, while right-handers hit .294 (35-for-119) against him... did allow 9 home runs and a .600 slugging pct. to lefties.
- ▶ Was tough with runners in scoring position and 2 outs, surrendering just 4 hits in 23 at bats for a .174 average.
- ▶ Tied a career high (7 times) by posting 4 strikeouts on April 30 at Texas and again on August 6 vs. Boston.
- ▶ Pitched a career-long 3.1 innings on August 8 vs. Minnesota.
- ▶ Had perhaps the roughest outing of his career on August 14 at Chicago, allowing 5 runs on 3 home runs and 2 walks in just two-thirds of an inning...the 3 home runs were back-to-back-to-back...he was relieved by Robinson Tejeda, who allowed a home run to his first batter as the White Sox tied a Major League record (sixth time) by hitting 4 consecutive homers in an inning.

2007

- ▶ His first full season at the Major League level tossing a career-high in innings...Joel's 87.2 innings were the most by a KC reliever since Rusty Meacham tossed 101.2 innings in 1992.
- ▶ His innings were fifth among relievers in baseball and second behind Minnesota's Matt Guerrier in the A.L.
- ▶ Had an afternoon to remember on May 20 in Colorado...pitched out of a jam in the bottom of the 11th, added a 2-run double and later scored in the Royals 5-run top of the 12th and finished off his win with a scoreless bottom of the 12th...the double came in the first at bat of his Major League career.
- ▶ Recorded his second career save, finishing off the final 3.0 innings in a 10-0 win over Texas on July 29.
- ▶ Went 1-0 with 1 save and a 2.25 ERA in a 21-outing stretch from May 20 to July 29.

2006

- ▶ Recalled from Omaha on April 17.
- ▶ Earned his first Royals victory and second Major League win May 9 vs. Cleveland.
- ▶ Optioned to Omaha on July 22 and recalled on July 31 for the rest of season.
- ▶ Earned his first Major League save on September 29 at Detroit.

2005

- ▶ Appeared in the Majors for the first time in his career.
- ▶ Made his Major League debut on May 25 against the White Sox.
- ▶ Earned his first Major League win on July 6 vs. Minnesota.
- ▶ Began the season at Salt Lake (AAA).

Minor League Notes

- ▶ Spent 7 seasons in the Los Angeles Angels organization from 1999-2005 after originally being signed by Oakland as a non-drafted free agent in 1996...originally signed by Luis Coronado.
- ▶ Began his career as an outfielder, hitting .247 in 52 games for the Athletics Dominican Summer League team in 1997...missed the entire 1998 season due to injury and was released by the A's on June 4, 1998.
- ▶ Has 82 saves in his minor league career.
- ▶ Signed by the Angels as a minor league free agent on Feb. 25, 1999 and was converted to a pitcher prior to the season.

ROYALS

REVIEW

HISTORY

RECORDS

OPPONENTS

SCOUTING/PLAYER DEV.

MEDIA & MISC.



Miscellaneous Notes

- ▶ Joel Peralta has one child, Jailene, and resides in Bonao, Dominican Republic.
- ▶ Attended 4th Bachillerato School in the Dominican Republic.

Peralta's Career Statistics

Year	Club	W-L	ERA	G	GS	CG	SHO	SV	IP	H	R	ER	HR	HB	BB	SO	WP	BK
2000	Butte	2-1	6.63	10	1	0	0	1	19.0	24	15	14	2	2	10	17	2	1
	Boise	0-0	6.48	4	0	0	0	0	8.1	12	6	6	0	1	5	9	0	0
2001	Cedar Rapids	0-0	2.13	41	0	0	0	23	42.1	27	13	10	3	4	5	53	0	0
	Arkansas	0-1	6.30	9	0	0	0	2	10.0	15	10	7	2	2	5	14	0	1
2002	Arkansas	0-0	6.62	12	0	0	0	0	17.2	25	15	13	5	1	10	11	2	0
	Cedar Rapids	5-0	0.95	41	0	0	0	21	47.1	28	7	5	2	2	11	53	6	1
2003	Arkansas	5-4	2.24	47	0	0	0	20	52.1	39	13	13	3	5	12	48	3	0
	Salt Lake	0-0	-	1	0	0	0	0	0.0	0	0	0	0	0	1	0	0	0
2004	Salt Lake	4-2	4.98	39	0	0	0	1	56.0	64	33	31	6	2	18	68	5	0
	Arizona Angels	0-0	2.08	2	0	0	0	0	4.1	1	1	1	0	0	0	9	0	0
	Rancho Cucamonga	0-0	9.00	1	0	0	0	0	2.0	5	2	2	1	0	1	1	0	0
2005	Salt Lake	4-1	2.70	19	0	0	0	10	20.0	11	6	6	0	3	6	18	0	0
	LOS ANGELES	1-0	3.89	28	0	0	0	0	34.2	28	15	15	6	0	14	30	2	0
2006	Omaha	1-0	2.35	6	0	0	0	2	7.2	8	2	2	1	2	3	8	1	0
	KANSAS CITY	1-3	4.40	64	0	0	0	1	73.2	74	37	36	10	2	17	37	5	0
2007	KANSAS CITY	1-3	3.80	62	0	0	0	1	87.2	93	39	37	9	2	19	66	2	0
2008	Omaha	1-0	0.00	10	0	0	0	2	18.2	9	0	0	0	0	6	19	0	0
	KANSAS CITY	1-2	5.98	40	0	0	0	0	52.2	56	37	35	15	2	14	38	1	0
Minor League Totals		22-9	3.24	242	1	0	0	82	305.2	268	123	110	25	24	93	328	19	3
Major League Totals		4-8	4.45	194	0	0	0	2	248.2	251	128	123	40	6	64	191	10	0

Peralta's Career Transactions

- 1996 Signed by the Oakland Athletics as a non-drafted free agent, July 4., signed by Luis Coronado
- 1999 Signed by the Anaheim Angels as a minor league free agent, February 25
- 2005 Claimed off waivers by the Kansas City Royals, November 21

Peralta's Career Fielding

POSITION	PCT.	G	PO	A	E	TC	DP
Pitcher	1.000	194	14	19	0	33	3

Peralta's M.L. Batting Totals

	AVG.	AB	H	HR	RBI
M.L. Totals	1.000	1	1	0	2

Peralta's Single Game Bests

STRIKEOUTS (RELIEVER)		INNINGS PITCHED (RELIEVER)	
4 (7x)	5/25/05 vs. CWS	3.1	8/8/08 vs. MIN
	7/8/05 vs. SEA	3.0	7/28/05 @ TOR
	4/2/07 vs. BOS	3.0	5/19/06 vs. STL
	7/13/07 @ CLE	3.0	7/31/06 vs. CWS
	7/24/07 vs. NYY	3.0	5/1/07 vs. LAA
	4/30/08 @ TEX	3.0	5/27/07 vs. SEA
	8/6/08 vs. BOS	3.0	6/13/07 vs. STL
		3.0	7/24/07 vs. NYY
		3.0	7/29/07 vs. TEX
		3.0	7/22/08 vs. DET

EXPANSION DRAFT SELECTIONS, OCT. 15, 1968

1. Roger Nelson	P	Baltimore	16. Dick Drago	P	Detroit
2. Joe Foy	3B	Boston	17. Pat Kelly	OF	Minnesota
3. Jim Rooker	P	New York	18. Bill Harris	2B	Cleveland
4. Joe Keough	OF	Oakland	19. Don O'Riley	P	Oakland
5. Steve Jones	P	Washington	20. Al Fitzmorris	P	Chicago
6. Jon Warden	P	Detroit	21. Moe Drabowsky	P	Baltimore
7. Ellie Rodriguez	C	New York	22. Jack Hernandez	SS	Minnesota
8. Dave Morehead	P	Boston	23. Mike Hedlund	P	Cleveland
9. Mike Fiore	1B	Baltimore	24. Tom Burgmeier	P	California
10. Bob Oliver	1B	Minnesota	25. Hoyt Wilhelm	P	Chicago
11. Bill Butler	P	Detroit	26. Jerry Adair	2B	Boston
12. Steve Whitaker	OF	New York	27. Jerry Cram	P	Minnesota
13. Wally Bunker	P	Baltimore	28. Fran Healy	C	Cleveland
14. Paul Schaaf	3B	California	29. Scott Northey	OF	Chicago
15. Dan Haynes	1B	Chicago	30. Ike Brookens	P	Washington



Peralta's 2008 and Career Breakdown

		2008							Career						
		W-L	S	ERA	G	IP	H	ER	W-L	S	ERA	G	IP	H	ER
vs. American League															
vs. Baltimore	1-0	0	0.00	3	4.1	1	0		1-1	0	2.08	8	8.2	6	2
Boston	0-0	0	1.93	4	4.2	4	1		0-1	0	6.59	14	13.2	21	10
Chicago	0-0	0	6.30	6	10.0	10	7		0-0	0	3.90	24	32.1	27	14
Cleveland	0-0	0	6.35	6	5.2	6	4		1-1	0	4.18	19	23.2	20	11
Detroit	0-0	0	7.20	3	5.0	8	4		0-0	1	3.13	18	23.0	28	8
Los Angeles	0-0	0	10.80	2	1.2	2	2		0-0	0	4.70	5	7.2	7	4
Minnesota	0-1	0	3.86	2	4.2	3	2		1-3	0	3.00	18	24.0	28	8
New York	0-0	0	2.70	2	3.1	2	1		0-0	0	3.75	10	12.0	8	5
Oakland	0-1	0	10.80	2	1.2	2	2		0-1	0	6.89	14	15.2	18	12
Seattle	0-0	0	0.00	1	1.0	1	0		0-0	0	5.73	9	11.0	11	7
Tampa Bay	0-0	0	10.13	2	2.2	5	3		0-0	0	5.84	11	12.1	17	8
Texas	0-0	0	16.88	2	2.2	4	5		0-0	1	9.58	7	10.1	11	11
Toronto	0-0	0	4.91	3	3.2	4	2		0-1	0	5.19	12	17.1	21	10
vs. National League															
vs. Atlanta	-	-	-	-	-	-	-		0-0	0	0.00	1	1.0	0	0
Cincinnati	-	-	-	-	-	-	-		0-0	0	0.00	1	1.0	1	0
Colorado	-	-	-	-	-	-	-		1-0	0	2.25	2	4.0	2	1
Florida	-	-	-	-	-	-	-		0-0	0	5.40	2	3.1	2	2
Houston	-	-	-	-	-	-	-		0-0	0	6.75	2	1.1	3	1
Milwaukee	-	-	-	-	-	-	-		0-0	0	3.38	2	2.2	2	1
New York	-	-	-	-	-	-	-		0-0	0	0.00	2	2.1	0	0
Philadelphia	-	-	-	-	-	-	-		0-0	0	0.00	2	3.0	1	0
Pittsburgh	-	-	-	-	-	-	-		0-0	0	5.40	2	3.1	2	2
St. Louis	0-0	0	10.80	2	1.2	4	2		0-0	0	3.77	8	14.1	15	6
Washington	-	-	-	-	-	-	-		0-0	0	0.00	1	0.2	0	0
Monthly															
March/April	0-1	0	6.75	5	8.0	9	6		0-3	0	5.53	21	27.2	32	17
May	0-1	0	5.06	11	10.2	9	6		2-1	0	3.86	38	51.1	44	22
June	0-0	0	6.75	4	5.1	8	4		0-0	0	4.15	38	47.2	41	22
July	1-0	0	5.73	6	11.0	11	7		2-2	1	3.93	31	50.1	52	22
August	0-0	0	5.40	10	15.0	14	9		0-1	0	4.81	40	48.2	53	26
September/October	0-0	0	10.13	4	2.2	5	3		0-1	1	5.48	26	23.0	29	14
Situational Pitching															
Home	0-1	0	5.58	23	30.2	34	19		2-4	1	4.14	93	130.1	135	60
Road	1-1	0	6.55	17	22.0	22	16		2-4	1	4.79	101	118.1	116	63
Before ASG	1-2	0	5.65	23	28.2	31	18		4-5	0	4.44	109	144.0	138	71
After ASG	0-0	0	6.38	17	24.0	25	17		0-3	2	4.47	85	104.2	113	52
Starter	-	-	-	-	-	-	-		-	-	-	-	-	-	-
Reliever	1-2	0	5.98	40	52.2	56	35		4-8	2	4.45	194	248.2	251	123

Peralta's Career By Ballpark

Ballpark	W-L	S	ERA	G	IP	ER	Ballpark	W-L	S	ERA	G	IP	ER
Camden Yards	1-1	0	3.38	5	5.1	2	Turner Field	0-0	0	0.00	1	1.0	0
Fenway Park	0-1	0	11.05	9	7.1	9	Great American	0-0	0	0.00	1	1.0	0
U.S. Cellular Field	0-0	0	5.87	12	15.1	10	Coors Field	1-0	0	2.25	2	4.0	1
Progressive Field	0-0	0	3.38	8	8.0	3	Minute Maid Park	0-0	0	6.75	2	1.1	1
Comerica Park	0-0	1	2.79	9	9.2	3	Miller Park	0-0	0	4.50	1	2.0	1
Kauffman Stadium	1-4	1	4.25	81	114.1	54	Shea Stadium	0-0	0	0.00	2	2.1	0
Angel Stadium	1-0	0	3.32	14	19.0	7	Busch Stadium	0-0	0	1.35	4	6.2	1
Metrodome	0-1	0	0.87	7	10.1	1							
Old Yankee Stadium	0-0	0	4.91	7	7.1	4							
McAfee Coliseum	0-1	0	10.00	9	9.0	10							
Safeco Field	0-0	0	3.00	4	3.0	1							
Tropicana Field	0-0	0	2.70	6	6.2	2							
Rangers Ballpark	0-0	0	12.71	4	5.2	8							
Rogers Centre	0-0	0	4.82	6	9.1	5							

62

JULIO PIMENTEL

HEIGHT: 6-1 WEIGHT: 195 BATS/THROWS: R/R

OPENING DAY AGE: 23 (Turns 24 on December 14)

BORN: December 14, 1985 (La Romana, DR) RESIDES: La Romana, DR

M.L. SERVICE: 0 days (rookie)

SIGNED THRU: 2009

ACQUIRED: Trade with the Los Angeles Dodgers, July 25, 2006

2008

- ▶ Spent the season at Northwest Arkansas (AA)...finished fourth in Texas League in innings pitched and strikeouts.
- ▶ Represented the World team at the 10th annual XM Satellite Radio All-Star Futures Game on July 13 at Yankee Stadium...tossed a scoreless 5th inning as the World squad shut out the U.S. team, 3-0.

Minor League Notes

- ▶ Spent the entire 2007 season, his first full season in the KC system, with Wilmington (A)...finished fourth in the Carolina League in wins, fourth in innings and third in ERA...went 9-1 in 2007 following the All-Star break with a 2.42 ERA.
- ▶ Named as having the best changeup in the Carolina League in 2007 by Baseball America.
- ▶ Signed by the Los Angeles Dodgers as a minor league free agent, July 14, 2003...signed by Pablo Peguero and Angel Santana.

Miscellaneous Notes

- ▶ Julio César Pimentel resides in La Romana, Dominican Republic.

Pimentel's Career Statistics

Year	Club	W-L	ERA	G	GS	CG	SHO	SV	IP	H	R	ER	HR	HB	BB	SO	WP	BK
2003	Dominican Dodgers	1-1	4.09	8	3	0	0	0	22.0	17	12	10	1	2	13	24	3	1
2004	Columbus	10-8	3.48	23	23	2	1	0	111.1	106	56	43	14	6	47	102	10	1
2005	Vero Beach	8-10	5.08	26	24	1	0	0	124.0	149	79	70	9	7	43	105	13	0
2006	High Desert	2-1	3.18	12	0	0	0	2	22.2	21	8	8	3	1	10	26	2	1
	Vero Beach	3-8	5.69	30	9	0	0	2	74.1	85	56	47	4	3	45	77	7	1
2007	Wilmington	12-4	2.65	27	22	0	0	0	152.2	145	56	45	8	7	43	73	12	1
2008	NW Arkansas	7-13	5.38	28	28	0	0	0	157.1	193	103	94	17	6	52	115	16	0
Minor League Totals		43-45	4.29	154	109	3	1	4	664.1	716	370	317	56	32	253	522	63	4

Pimentel's Career Transactions

- 2003 Signed with the Los Angeles Dodgers as a non-drafted free agent, July 14...signed by Pablo Peguero and Angel Santana
- 2006 Acquired by the Kansas City Royals along with LHP Odalis Perez and RHP Blake Johnson in exchange for RHP Elmer Dessens, July 25

ROYALS LAST TRADE BY CLUB

Trades	Team	Last Trade	Players Acquired	Players Traded
6	Angels	10-28-96	Chili Davis	Mark Gubicza, Mike Bovee
5	Astros	11-24-08	Jordan Parraz	Tyler Lumsden
7	Athletics	11-28-06	Cash	Donnie Murphy
5	Blue Jays	04-06-95	Chris Stynes, David Sinnes and Anthony Medrano	David Cone
11	Braves	07-31-07	Kyle Davies	Octavio Dotel
9	Brewers	07-25-06	Jorge De La Rosa	Tony Graffanino
5	Cardinals	02-12-93	Felix Jose, Craig Wilson	Gregg Jefferies, Ed Gerald
3	Cubs	12-19-01	Michael Tucker	Shawn Sonnier
2	Diamondbacks	12-14-07	Alberto Callaspo	Billy Buckner
4	Devil Rays	06-20-06	Joey Gathright, Fernando Cortez	J.P. Howell
4	Dodgers	07-25-06	Odalis Perez, Blake Johnson and Julio Pimentel	Elmer Dessens
7	Giants	12-13-99	Jerry Spradlin	Ken Ray
5	Indians	08-25-03	Brian Anderson	Trey Dyson, Kieran Mattison
6	Mariners	08-15-95	Jim Converse	Vince Coleman
5	Marlins	10-30-08	Mike Jacobs	Leo Nunez
18	Mets	12-06-06	Brian Bannister	Ambiorix Burgos
6	Nationals/Expos	04-25-00	Miguel Batista	Brad Rigby
7	Orioles	06-08-05	Pete Maestralas	Eli Marrero and Cash
5	Padres	05-29-06	Seth Etherton	Cash
4	Phillies	06-05-01	Paul Byrd	Jose Santiago
1	Pilots	04-01-69	Lou Piniella	Steve Whitaker, John Gelnar
13	Pirates	06-11-06	Brandon Duckworth	Cash
4	Rangers	07-31-06	Jose Diaz	Matt Stairs
7	Red Sox	11-19-08	Coco Crisp	Ramon Ramirez
11	Reds	01-10-07	Russ Haltiwanger	Jeff Keppinger
4	Rockies	03-26-08	Ramon Ramirez	Jorge De La Rosa
5	Tigers	07-13-07	Roman Colon	Danny Christensen
0	Twins	-	None	None
6	White Sox	12-16-06	Ross Gload	Andrew Sisco
4	Yankees	07-30-93	John Habyan	Karl Rhodes

**52****LHP****HORACIO RAMIREZ****HEIGHT:** 6-1 **WEIGHT:** 221 **BATS/THROWS:** L/L**OPENING DAY AGE:** 29 (Turns 30 on November 24)**BORN:** November 24, 1979 (Carson, CA) **RESIDES:** Mableton, GA**M.L. SERVICE:** 6 years, 13 days **SIGNED THRU:** 2009**ACQUIRED:** Signed as a Major League free agent, December 12, 2008**2008**

- ▶ Started 2008 in camp with the Seattle Mariners before being released on March 14...signed with Kansas City as a minor league free agent on May 21.
- ▶ Made 3 appearances for Omaha in June before being selected to the Royals roster on June 22.
- ▶ Made his Royals debut on June 23 vs. Colorado, allowing a run in 1.0 inning.
- ▶ Did not allow a walk in his first 9 appearances as a Royal, covering 15.2 innings.
- ▶ Picked up his lone win with KC on July 12 against his former team, the Mariners...tossed 2.1 scoreless innings in a 5-4 Royals victory.
- ▶ Was traded to the Chicago White Sox on August 9 in exchange for minor league outfielder Paulo Orlando.

2007

- ▶ Spent a majority of the season with Seattle, his first season in the American League...also appeared in rehab stints at Tacoma (AAA) and Peoria (R).
- ▶ Began the season with 6 straight wins at home at Safeco Field...it was the longest such streak in team history (previous best was 3 straight, 3 times).
- ▶ Posted a 6-3 record and a 5.59 ERA in 10 starts at Safeco and a 2-4 mark with a 8.70 ERA in 10 road starts...his road ERA was the highest in the Majors (min. 45 IP).
- ▶ Had an average of 7.07 runs scored for him per 9 innings, the third-highest run support in the American League and fourth in MLB.
- ▶ Acquired by the Mariners in exchange for Rafael Soriano, December 7, 2006.

Career Notes

- ▶ Made just 14 starts for the Braves in 2006 in an injury-plagued season...made 3 trips to the D.L.
- ▶ Made a career-high 32 starts for the Braves in 2005...also made 1 relief appearance.
- ▶ Tossed his first career shutout in the first game of a doubleheader on July 7, 2005 against the Cubs.
- ▶ Missed more than 3 months of the 2004 season with left shoulder tendinitis and ended up making only 9 starts for the Braves, although 8 of the 9 were quality starts.
- ▶ Posted a 12-4 record in 2003 for Atlanta, as his .750 winning pct. was tied for second-best in the N.L...won 7 consecutive decisions from April 16-July 7, tying an Atlanta record for a rookie pitcher.
- ▶ Made his Major League debut on April 2, 2003 in Atlanta against the Expos, taking the 3-0 loss.

Minor League Notes

- ▶ Missed nearly all of 2001 and the first half of 2002 after undergoing Tommy John surgery on his left elbow.
- ▶ Selected by the Atlanta Braves in the fifth round of the 1997 draft...signed by John Ramey.

Miscellaneous Notes

- ▶ **Horacio Ramirez**...first name is pronounced (hor-AH-see-oh)...resides in Mableton, Ga., with his wife, Veronica.
- ▶ Is a graduate of Inglewood (Calif.) High School.



HORACIO RAMIREZ (CONT.)

Ramirez' Career Statistics

Year	Club	W-L	ERA	G	GS	CG	SHO	SV	IP	H	R	ER	HR	HB	BB	SO	WP	BK
1997	Gulf Coast Braves	3-3	2.25	11	8	0	0	0	44.0	30	13	11	1	0	18	61	4	0
1998	Macon	1-7	5.86	12	12	0	0	0	55.1	70	50	36	8	2	16	38	2	0
	Eugene	2-7	6.31	16	8	0	0	0	55.2	84	51	39	4	4	17	39	4	2
1999	Macon	6-3	3.27	17	14	1	1	0	77.2	70	30	23	6	2	25	43	1	1
2000	Myrtle Beach	15-8	3.22	27	26	3	2	0	148.1	136	57	53	14	2	42	125	6	4
2001	Greenville	1-1	4.91	3	3	0	0	0	14.2	17	8	8	2	1	8	17	0	0
2002	Macon	0-2	6.00	2	1	0	0	0	6.0	11	10	4	0	1	2	5	0	0
	Greenville	9-5	3.03	16	16	0	0	0	92.0	85	41	31	5	0	32	64	3	1
2003	ATLANTA	12-4	4.00	29	29	1	0	0	182.1	181	91	81	21	6	72	100	5	1
2004	ATLANTA	2-4	2.39	10	9	1	0	0	60.1	51	24	16	7	0	30	31	0	2
	Greenville@	0-0	3.09	3	2	0	0	0	11.2	15	4	4	0	0	3	2	1	0
	Richmond@	11-9	8.00	2	2	0	0	0	9.0	15	8	8	1	0	1	3	0	0
2005	ATLANTA	5-5	4.63	33	32	1	1	0	202.1	214	108	104	31	2	67	80	4	1
2006	ATLANTA	1-1	4.48	14	14	0	0	0	76.1	85	42	38	6	4	31	37	0	1
	Richmond@	0-0	5.68	3	3	0	0	0	12.2	18	8	8	1	0	1	10	0	0
	Rome@	0-0	3.86	1	1	0	0	0	4.2	5	2	2	1	0	3	1	0	0
2007	SEATTLE	8-7	7.16	20	20	0	0	0	98.0	139	86	78	13	2	42	40	1	0
	Tacoma@	1-0	6.30	2	2	0	0	0	10.0	7	7	7	3	0	3	5	0	0
	Arizona Mariners@	1-0	0.00	1	1	0	0	0	7.0	9	1	0	0	0	0	4	0	1
2008	Omaha	1-1	1.42	3	3	0	0	0	19.0	13	5	3	2	0	3	8	0	0
	KANSAS CITY	1-1	2.59	15	0	0	0	0	24.1	21	9	7	1	2	11	11	1	1
	CHICAGO-AL	0-3	7.62	17	0	0	0	0	13.0	24	11	11	0	0	8	2	1	0
Minor League Totals		43-38	3.76	119	102	4	3	0	567.2	585	295	237	48	12	174	425	21	9
A.L. Totals		9-10	6.35	46	20	0	0	0	130.1	173	102	92	14	4	50	52	3	0
N.L. Totals		30-22	4.13	86	84	3	1	0	521.1	531	265	239	65	12	200	248	9	5
Major League Totals		39-33	4.59	138	104	3	1	0	656.2	715	371	335	79	16	251	301	12	5

@ - Minor League injury rehab

Ramirez' Career Statistics

- 1997 Selected by the Atlanta Braves in the fifth round of the June Free Agent Draft...signed by John Ramey
- 2004 Placed on 15-day D.L. (left shoulder tendinitis), May 30...reinstated on September 25
- 2006 Placed on 15-day D.L. (strained left hamstring), April 6...reinstated on May 6
Placed on 15-day D.L. (strained left hamstring), May 7...reinstated on May 27
Placed on 15-day D.L. (sprained left middle finger), August 8...reinstated on October 3
Acquired by the Seattle Mariners in exchange for RHP Rafael Soriano, December 7
- 2007 Placed on 15-day D.L. (left shoulder tendinitis), May 25...reinstated on July 16
- 2008 Signed by the Kansas City Royals as a minor league free agent, May 21
Acquired by the Chicago White Sox in exchange for OF Paulo Orlando, August 9
Signed by the Kansas City Royals as a Major League free agent, December 12

Ramirez' Career Fielding

POSITION	PCT.	G	PO	A	E	TC	DP
Pitcher	.968	138	34	149	6	189	20

Ramirez' M.L. Batting Totals

	AVG.	AB	H	HR	RBI
M.L. Totals	.151	179	27	0	5

Ramirez' Single Game Bests

STRIKEOUTS (STARTER)

- 8 6/27/03 @ TB
- 7 (4x) 9/4/05 vs. CIN
- 9/10/03 vs. PHI
- 7/7/03 @ NYM
- 6/21/03 vs. BAL

STRIKEOUTS (RELIEVER)

- 2 (2x) 7/5/08 @ TB
- 7/20/08 @ CWS

INNINGS PITCHED (STARTER)

- 9.0 (4x) 7/7/05 vs. CHI (CG)
- 5/20/04 vs. ARI (CG)
- 9/5/03 vs. PIT
- 7/7/03 @ NYM (CG)

INNINGS PITCHED (RELIEVER)

- 3.2 8/14/05 vs. ARI
- 2.2 (2x) 7/20/08 @ CWS
- 7/26/08 vs. TB
- 2.1 4/28/08 vs. BAL
- 7/12/08 vs. SEA

COMPLETE GAMES

- 7/7/05 vs. CHI
- 5/20/04 vs. ARI
- 7/7/03 @ NYM

SHUTOUTS

- 7/7/05 vs. CHI

WINNING STREAKS

- 7 April 16-July 7, 2003
- 4 (2x) Aug. 30-Sept. 26, 2003
- June 7-June 27, 2005



Ramirez' 2008 and Career Breakdown

vs. American League	2008							Career						
	W-L	S	ERA	G	IP	H	ER	W-L	S	ERA	G	IP	H	ER
vs. Baltimore	0-0	0	0.00	2	3.0	2	0	4-0	0	3.90	6	30.0	25	13
Boston	0-0	0	6.75	3	1.1	1	1	0-0	0	11.57	5	9.1	22	12
Chicago	0-0	0	0.00	4	7.1	5	0	0-0	0	0.00	4	7.1	5	0
Cleveland	-	-	-	-	-	-	-	0-0	0	4.76	1	5.2	6	3
Detroit	0-0	0	18.00	1	1.0	3	2	0-1	0	12.15	2	6.2	14	9
Kansas City	0-0	0	0.00	1	0.1	1	0	1-0	0	1.35	2	6.2	8	1
Los Angeles	-	-	-	-	-	-	-	1-1	0	6.00	2	12.0	12	8
Minnesota	0-0	0	0.00	1	1.1	0	0	1-1	0	6.59	3	13.2	18	10
New York	-	-	-	-	-	-	-	2-1	0	1.80	3	20.0	21	4
Oakland	0-1	0	13.50	2	1.1	4	2	2-2	0	8.69	6	19.2	28	19
Seattle	1-0	0	0.00	3	5.1	5	0	1-0	0	0.00	3	5.1	5	0
Tampa Bay	0-1	0	9.53	3	5.2	9	6	1-2	0	9.42	6	14.1	22	15
Texas	-	-	-	-	-	-	-	1-1	0	4.96	3	16.1	22	9
Toronto	-	-	-	-	-	-	-	0-0	0	1.35	1	6.2	7	1
vs. National League	W-L	S	ERA	G	IP	H	ER	W-L	S	ERA	G	IP	H	ER
vs. Arizona	-	-	-	-	-	-	-	1-2	0	3.38	6	37.1	34	14
Chicago	-	-	-	-	-	-	-	2-1	0	2.70	4	26.2	23	8
Cincinnati	-	-	-	-	-	-	-	1-2	0	9.12	5	25.2	33	26
Colorado	0-0	0	9.00	1	1.0	2	1	0-1	0	3.72	3	9.2	15	4
Florida	-	-	-	-	-	-	-	3-1	0	3.98	8	40.2	42	18
Houston	-	-	-	-	-	-	-	1-2	0	6.20	4	20.1	24	14
Los Angeles	-	-	-	-	-	-	-	0-0	0	6.30	2	10.0	15	7
Milwaukee	-	-	-	-	-	-	-	1-1	0	1.71	4	26.1	20	5
New York	-	-	-	-	-	-	-	3-3	0	4.77	10	60.1	62	32
Philadelphia	-	-	-	-	-	-	-	3-4	0	6.17	9	46.2	60	32
Pittsburgh	-	-	-	-	-	-	-	2-0	0	2.64	4	30.2	24	9
St. Louis	0-0	0	0.00	1	1.2	0	0	1-0	0	1.88	3	14.1	7	3
San Diego	-	-	-	-	-	-	-	2-1	0	5.87	4	23.0	26	15
San Francisco	-	-	-	-	-	-	-	1-1	0	3.34	5	35.0	34	13
Washington	-	-	-	-	-	-	-	4-3	0	3.29	10	68.1	68	25
Monthly	W-L	S	ERA	G	IP	H	ER	W-L	S	ERA	G	IP	H	ER
March/April	-	-	-	-	-	-	-	5-7	0	4.39	17	98.1	105	48
May	-	-	-	-	-	-	-	9-5	0	4.37	20	117.1	129	57
June	0-0	0	2.45	3	3.2	3	1	9-2	0	3.51	18	97.1	97	38
July	1-1	0	3.24	9	16.2	17	6	8-8	0	4.80	29	138.2	151	74
August	0-1	0	5.00	10	9.0	12	5	5-5	0	5.20	29	123.0	133	71
September/October	-	-	-	-	-	-	-	3-4	0	4.99	15	74.0	87	41
Situational Pitching	W-L	S	ERA	G	IP	H	ER	W-L	S	ERA	G	IP	H	ER
Home	1-3	0	3.91	21	25.1	29	11	22-13	0	4.04	70	312.0	311	140
Road	0-1	0	5.25	11	12.0	16	7	17-20	0	5.09	68	344.2	404	195
Before ASG	1-0	0	1.50	7	12.0	9	2	27-17	0	4.18	66	363.2	381	169
After ASG	0-3	0	5.87	24	23.0	33	15	12-15	0	5.11	71	290.2	331	165
Starter	-	-	-	-	-	-	-	38-29	0	4.55	104	614.2	662	311
Reliever	1-4	0	4.34	32	37.1	45	18	1-4	0	5.14	34	42.0	53	24

Ramirez' Career By Ballpark

Ballpark	W-L	S	ERA	G	IP	ER	Ballpark	W-L	S	ERA	G	IP	ER
Camden Yards	1-0	0	7.88	3	8.0	7	Chase Field	0-1	0	2.77	2	13.0	4
Fenway Park	0-0	0	15.75	1	4.0	7	Turner Field	15-7	0	3.74	39	238.1	99
U.S. Cellular Field	0-2	0	3.77	14	14.1	6	Wrigley Field	1-1	0	6.75	2	10.2	8
Progressive Field	0-0	0	4.76	1	5.2	3	Great American	1-1	0	8.47	3	17.0	16
Comerica Park	0-1	0	11.12	1	5.2	7	Coors Field	0-1	0	0.00	1	3.1	0
Kauffman Stadium	1-1	0	3.07	9	14.2	5	Dolphin Stadium	1-1	0	3.75	4	24.0	10
Angel Stadium	0-1	0	13.50	1	4.0	6	Minute Maid Park	0-1	0	32.40	1	1.2	6
Metrodome	1-0	0	4.91	1	7.1	4	Dodger Stadium	0-0	0	6.30	2	10.0	7
Old Yankee Stadium	1-1	0	1.98	2	13.2	3	Miller Park	1-1	0	1.71	5	21.0	4
McAfee Coliseum	1-1	0	9.00	3	7.0	7	Shea Stadium	1-2	0	4.01	5	33.2	15
SAFECO Field	6-3	0	5.59	10	48.1	30	Citizens Bank Park	1-2	0	7.20	4	20.0	16
Tropicana Field	1-0	0	5.06	3	10.2	6	PNC Park	1-0	0	4.61	2	13.2	7
Rangers Ballpark	0-1	0	6.97	2	10.1	8	Busch Stadium	1-0	0	1.80	1	5.0	1
							PETCO Park	0-1	0	15.75	1	4.0	7
							AT&T Park	0-1	0	4.35	3	20.2	10
							RFK Stadium	0-1	0	3.38	3	18.2	7
							Busch Stadium I	0-0	0	2.35	1	7.2	2
							Hiram Bithorn	1-0	0	2.57	1	7.0	2
							Olympic Stadium	1-1	0	3.48	3	20.2	8
							Qualcomm Stadium	1-0	0	5.40	1	5.0	3
							Veterans Stadium	1-0	0	0.00	1	6.0	0

ROYALS

REVIEW

HISTORY

RECORDS

OPPONENTS

SCOUTING/PLAYER DEV.

MEDIA & MISC.



53 CARLOS ROSA

RHP

HEIGHT: 6-1 WEIGHT: 208 BATS/THROWS: R/R
 OPENING DAY AGE: 24 (Turns 25 on September 21)
 BORN: September 21, 1984 (San Francisco de Macoris, DR) RESIDES: San Francisco de Macoris, DR
 M.L. SERVICE: 38 days (rookie) SIGNED THRU: 2009
 ACQUIRED: Signed as a non-drafted free agent, November 29, 2001

2008

- ▶ Began 2008 at Northwest Arkansas (AA), making 8 starts and going 4-2 with a 1.20 ERA...was promoted to Omaha on May 13...was recalled by the Royals on June 12.
- ▶ Made his Major League debut on June 14 at Arizona, tossing a scoreless inning, striking out 1...made just 1 more appearance before being optioned to Omaha on June 22.
- ▶ Struggled with injuries the second half of the season for Omaha before being recalled and placed on the 60-day D.L. on September 2 with a right elbow strain.

Minor League Notes

- ▶ Struggled for Wichita (AA) early in 2007, but posted a 3-1 record with a 2.87 ERA in 10 starts following the Texas League All-Star break, including a 0.83 ERA in 4 starts in August.
- ▶ Bounced back in 2006 after missing the entire 2005 season following 2004 Tommy John surgery to be named Royals Minor League Pitcher of the Year and Burlington Pitcher of the Year...his 2.53 ERA was fourth in the Midwest League.
- ▶ Allowed 3 earned runs or less in 20 of his 24 starts for Burlington...posted a complete-game shutout vs. Wisconsin on July 20.
- ▶ Gave up just 6 home runs in his 24 starts for Burlington and held hitters to a .207 (23-11) average with runners in scoring position and a .179 (10-56) average with runners in scoring position and 2 outs.
- ▶ Was promoted to High Desert at the end of the 2006 season...his combined 2.88 ERA at Burlington and High Desert was 3rd-best in the Royals organization.
- ▶ Made just 8 starts at Burlington (A) and 4 starts at Surprise (R) in 2004 before injuring his elbow.
- ▶ In 2003, led the Surprise Royals in innings pitched and starts, tied for first in strikeouts and tied for second in wins.
- ▶ Signed by the Kansas City Royals as a non-drafted free agent on November 29, 2001...signed by Luis Silverio and Pedro Silverio.

Miscellaneous Notes

- ▶ Carlos Rosa resides in San Francisco de Macoris, D.R.

Rosa's Career Statistics

Year	Club	W-L	ERA	G	GS	CG	SHO	SV	IP	H	R	ER	HR	HB	BB	SO	WP	BK	
2002	Dominican Royals	1-0	1.80	1	1	0	0	0	5.0	3	1	1	0	0	0	2	0	0	
	Gulf Coast Royals	0-4	6.19	10	9	0	0	0	32.0	52	32	22	3	2	12	11	3	1	
2003	Surprise Royals	5-3	3.63	15	11	0	0	0	69.1	79	36	28	4	4	18	54	9	1	
2004	Burlington (A)	0-5	4.67	8	8	0	0	0	34.2	41	24	18	1	2	17	23	0	0	
	Surprise Royals	0-0	4.91	4	4	0	0	0	11.0	14	6	6	1	1	9	8	2	2	
2005	(Injured - Did Not Pitch)																		
2006	Burlington (A)	8-6	2.53	24	24	1	1	0	138.2	121	50	39	6	7	54	102	4	3	
	High Desert	0-1	7.15	3	3	0	0	0	11.1	20	12	9	1	1	4	13	0	0	
2007	Wilmington	2-1	0.39	4	4	0	0	0	23.0	18	2	1	0	0	3	15	0	0	
	Wichita	6-6	4.36	21	17	0	0	1	97.0	101	50	47	8	1	43	70	3	0	
2008	NW Arkansas	4-2	1.20	8	8	0	0	0	45.0	30	8	6	2	0	7	42	3	0	
	Omaha	4-3	4.09	11	11	0	0	0	50.2	51	24	23	3	0	12	44	3	1	
	KANSAS CITY	0-0	2.70	2	0	0	0	0	3.1	3	1	1	0	0	0	3	0	0	
	Minor League Totals	30-31	3.48	109	100	1	1	1	517.2	530	245	200	29	18	179	384	27	8	
	Major League Totals	0-0	2.70	2	0	0	0	0	3.1	3	1	1	0	0	0	3	0	0	

Rosa's Career Transactions

- 2001 Signed by the Kansas City Royals as a non-drafted free agent, November 29...signed by Luis Silverio and Pedro Silverio
 2008 Placed on the 60-day D.L. (right elbow strain), September 2...reinstated on November 14

Rosa's Career Fielding

POSITION	PCT.	G	PO	A	E	TC	DP
Pitcher	-	2	0	0	0	0	0

**43****RYAN SHEALY****1B****HEIGHT:** 6-5**WEIGHT:** 240**BATS/THROWS:** R/R**OPENING DAY AGE:** 29 (Turns 30 on August 29)**BORN:** August 29, 1979 (Fort Lauderdale, FL) **RESIDES:** Fort Lauderdale, FL**M.L. SERVICE:** 2 years, 29 days**SIGNED THRU:** 2009**ACQUIRED:** Trade with the Colorado Rockies, July 31, 2006**2008**

- ▶ Spent the entire minor league season at Omaha as the O-Royals first baseman and designated hitter.
- ▶ Was recalled by the Royals on September 2 and had a mammoth power month, blasting 7 home runs, which tied him for the third-best total in team history (Mayberry and Balboni had 9 in 1972 and 1987, respectively)...the 7 homers were the fifth-most in the A.L.
- ▶ He made his 2008 KC debut September 2 vs. Oakland and homered in his second at bat after being recalled from Omaha (AAA) that day...the Royals were 16-3 in his 19 starts.
- ▶ He followed up a career high with 4 hits in 5 at bats in the second game of a double dip at Cleveland on September 13, homering, driving in 2 and scoring 2, by blasting a pair of home runs the next day and driving in 5, both totals matching a career high set two years ago to the day on September 14, 2006 vs. Seattle.

2007

- ▶ Had a tough start to the 2007 season and then was hit with a pair of injuries, the last of which caused him to miss the last half of the season at the Major League level.
- ▶ Placed on the 15-day D.L. on May 1 with a left hamstring strain...appeared in 2 rehab games at Omaha before being activated from the D.L. on May 16...missed 14 games.
- ▶ Following his return, hit .429 (12-for-28) with a home run and 7 RBI in his next 8 games.
- ▶ Scored a career-high 4 runs in the Royals 17-3 win over Philadelphia on June 10.
- ▶ Placed back on the 15-day D.L. with the left hamstring strain on June 30...began a rehab assignment at Omaha on July 21 and was later optioned to Omaha on August 11...was recalled from Omaha on August 30 and placed on the 60-day D.L., ending his season.
- ▶ Did not commit an error in 52 games at first (431 total chances) at the Major League level...joined Andy Phillips of the Yankees and Kevin Youkilis of the Red Sox as the only 3 first basemen in baseball to play at least 50 games and not commit an error.

2006

- ▶ Joined the Royals on July 31 from Colorado.
- ▶ Improved his numbers in the clutch, batting .330 (35-106) with runners on base...hit just one solo homer as 6 came with runners on base.
- ▶ Averaged an RBI every 5.36 at bats, the second-best average in club history by a rookie with at least 200 plate appearances...only Bob Hamelin (1994, 4.80) posted a higher mark...his combined average between Colorado and KC was 5.46 and ranked as the seventh-best mark by a Major League rookie in the last 5 seasons (min. 200 PA).
- ▶ Averaged a home run once per 28 at bats, the sixth-best average in club history by a rookie (min. 200 PA).
- ▶ Logged a career-best 7-game hitting streak September 8-15.
- ▶ Clubbed a pair of home runs in back-to-back at bats vs. Seattle on September 14 and drove in a career-high 5 runs in the 10-8 win...was his first career multi-homer game.
- ▶ Followed his 2-homer game with his first career grand slam vs. Seattle on September 15, KC's only grand slam of the season...the HR gave him 3 homers in 4 at bats...he drove in 9 runs in the 2 games, 1 RBI shy of the club record for RBI in consecutive games (Raul Ibanez, 10 RBI, July 14-15, 2002).

2005

- ▶ Split the season with Colorado Springs (AAA) and Colorado.
- ▶ His .330 average was second among M.L. rookies with a minimum of 90 at bats.
- ▶ Hit .500 (9-for-18) with runners in scoring position and 2 outs for the Rockies.
- ▶ Made Major League debut on June 14 at Cleveland.
- ▶ Went 2-for-5 with double and 2 RBI on June 15 at Cleveland, recording his first major league hit and RBI with a 2-run double in the third inning off C.C. Sabathia...hit first M.L. homer the next night, June 16, off Scott Sauerbeck in the 7th inning.
- ▶ Ranked among PCL leaders in slugging (5th, .601) and average.
- ▶ Was selected as a PCL reserve for the Triple-A All-Star Game on June 23 in Sacramento.



RYAN SHEALY (CONT.)

- ▶ Played for Team USA and was voted MVP of the Regional Olympic Qualifying Tournament held from November 15-19 in Phoenix...squad included the Royals' Billy Butler.

Minor League Notes

- ▶ Over his first 3 professional seasons from 2002-2004, he won both a league MVP trophy (Pioneer League, 2002) and Player of the Year Award (Texas League, 2004).
- ▶ In 2004 at Tulsa (AA), hit a league-leading 29 home runs and 99 RBI...finished third in the league in batting average, narrowly missing the Triple Crown...named Texas League Player of the Year and Colorado's Organization Player of the Year.
- ▶ Also led the Texas League in extra-base hits (64), total bases (274) and slugging pct. (.584)...finished second in on-base percentage (.411), third in runs scored and led all Texas League first basemen with a .997 fielding percentage, committing just 4 errors in 127 games.
- ▶ Was named both a mid-season and postseason Texas League All-Star.
- ▶ Underwent arthroscopic surgery on his left knee prior to the 2003 season on April 9.
- ▶ Compiled a league-high 39 consecutive game on-base streak from May 28-July 11.
- ▶ Named Pioneer League MVP and Baseball America's Rookie League Player of the Year in his first pro season at Casper (R) in 2002...led the circuit in home runs and RBI, while finishing runner-up for the batting title...led the Pioneer League in on-base percentage (.497), slugging percentage (.714), extra-base hits (41) and total bases (165)...his home run, RBI and slugging totals led all short-season minor leaguers...was selected to Baseball America's Rookie League All Star Team and won the league's Sportsticker "Star of Stars" Award.
- ▶ Selected by the Rockies in the eighth round of the 1998 June Draft out of high school, but did not sign...selected by the Rockies in the 11th round of the 2002 June Draft...signed by Mike Day.

Miscellaneous Notes

- ▶ Full name is **Ryan Nelson Shealy**...a 1998 graduate of Cardinal Gibbons High School in Ft. Lauderdale, Fla., where he was named to Collegiate Baseball TPX Louisville Slugger All-American team...also lettered in basketball, football and volleyball.
- ▶ Attended the University of Florida, where he set single-season school records in RBI (80) and total bases (186) while tying the Florida mark with 23 home runs during his senior year in 2002...the single season home run record he had shared with current Texas Ranger Brad Wilkerson was broken in 2005...only Wilkerson (55) and Matt LaPorta (40) have hit more career homers at Florida than Shealy (39), who only played 2 seasons because of injuries...he holds the school mark for career putouts with 1178.
- ▶ Participated in 2007 Royals Caravan and 2008 and 2009 Royals FanFest.

Shealy's Career Statistics

Year	Club	AVG	G	AB	R	H	2B	3B	HR	RBI	SH	SF	HP	BB	SO	SB	CS	E
2002	Casper	.368	69	231	55	85	21	1	*19	*70	0	9	18	50	52	0	0	6
2003	Visalia	.299	93	341	70	102	31	1	14	73	0	7	14	42	72	0	0	5
2004	Tulsa	.318	132	469	88	149	32	3	*29	*99	2	4	16	61	123	1	1	4
2005	Colo. Springs	.328	108	411	85	135	30	2	26	88	2	7	7	41	81	4	0	13
	COLORADO	.330	36	91	14	30	7	0	2	16	0	0	0	13	22	1	0	0
2006	Colo. Springs	.284	58	222	37	63	16	1	15	55	0	2	4	20	34	0	0	2
	COLORADO	.222	5	9	2	2	0	0	1	0	0	0	0	4	0	0	0	0
	KANSAS CITY	.280	51	193	29	54	10	1	7	36	0	0	2	15	50	1	1	3
2007	KANSAS CITY	.221	52	172	18	38	6	0	3	21	0	1	3	13	53	0	0	0
	Omaha	.262	34	122	14	32	7	0	7	24	0	1	1	15	28	0	0	2
2008	Omaha	.283	111	400	53	113	22	0	22	65	0	5	8	55	93	0	1	2
	KANSAS CITY	.301	20	73	12	22	1	0	7	20	0	0	1	5	19	0	0	2
	Minor League Totals	.309	605	2196	402	679	159	8	132	474	4	35	68	284	483	5	2	34
	A.L. Totals	.260	123	438	59	114	17	1	17	77	0	1	6	33	122	1	1	5
	N.L. Totals	.320	41	100	16	32	9	0	2	17	0	0	0	15	26	1	0	0
	Major League Totals	.271	164	538	75	146	26	1	19	94	0	1	6	46	148	2	1	5

* - Led League

Career Grand Slams (1):	TEAM	DATE	OPPONENT	PITCHER
	KANSAS CITY	Sept. 15, 2006	vs. Seattle	F. Cruzeta

Shealy's Career Transactions

- 2002 Selected by the Colorado Rockies in the 11th round of the June Free Agent Draft...signed by Mike Day
- 2006 Obtained by the Kansas City Royals with RHP Scott Dohmann in exchange for LHP Jeremy Affeldt and RHP Denny Bautista, July 31
- 2007 Placed on the 15-day D.L. (left hamstring strain), May 1...reinstated on May 16
Placed on the 15-day D.L. (left hamstring strain), June 26...reinstated on August 11
Placed on the 60-day D.L. (left hamstring strain), August 30...reinstated on November 13

Shealy's Career Fielding

POSITION	PCT.	G	PO	A	E	TC	DP
1st Base	.996	144	1143	76	5	1224	123



Shealy's 2008 and Career Breakdown

	2008					Career				
	AVG	AB	H	HR	RBI	AVG	AB	H	HR	RBI
vs. American League										
vs. Baltimore	-	-	-	-	-	.286	21	6	0	0
Boston	-	-	-	-	-	.161	31	5	0	3
Chicago	.091	22	2	0	0	.242	62	15	2	7
Cleveland	.615	26	16	6	14	.368	95	35	8	28
Detroit	.333	18	6	2	6	.234	47	11	3	9
Los Angeles	-	-	-	-	-	.154	13	2	0	2
Minnesota	.176	34	6	0	8	.206	63	13	1	12
New York	-	-	-	-	-	.200	10	2	0	0
Oakland	.250	16	4	2	4	.325	40	13	2	7
Seattle	.333	30	10	4	8	.281	57	16	7	20
Tampa Bay	-	-	-	-	-	.143	14	2	0	0
Toronto	-	-	-	-	-	.250	20	5	1	2
vs. National League										
vs. Arizona	-	-	-	-	-	.263	19	5	0	6
Atlanta	-	-	-	-	-	.000	1	0	0	0
Colorado	-	-	-	-	-	.667	9	6	1	5
Florida	-	-	-	-	-	.350	20	7	0	2
Houston	-	-	-	-	-	.000	2	0	0	0
Los Angeles	-	-	-	-	-	.000	2	0	0	0
Milwaukee	-	-	-	-	-	.333	9	3	0	3
New York	-	-	-	-	-	.100	10	1	0	1
Philadelphia	-	-	-	-	-	.360	25	9	0	3
Pittsburgh	-	-	-	-	-	.429	7	3	0	1
St. Louis	-	-	-	-	-	.176	17	3	0	1
San Diego	-	-	-	-	-	.250	4	1	0	0
San Francisco	-	-	-	-	-	.385	13	5	1	2
Monthly										
March/April	-	-	-	-	-	.113	53	6	1	5
May	-	-	-	-	-	.362	47	17	1	8
June	-	-	-	-	-	.228	92	21	2	11
July	-	-	-	-	-	.290	31	9	0	4
August	-	-	-	-	-	.313	147	46	4	26
September/October	.301	146	44	14	40	.286	241	69	18	60
Situational Hitting										
Home	.243	74	18	6	12	.264	314	83	11	48
Road	.361	72	26	8	28	.286	297	85	15	66
Day	.318	44	14	4	16	.325	160	52	7	35
Night	.294	102	30	10	24	.257	451	116	19	79
Natural Grass	.339	112	38	14	32	.288	528	152	25	103
Artificial Turf	.176	34	6	0	8	.193	83	16	1	11
Before ASG	-	-	-	-	-	.229	192	44	4	24
After ASG	.301	146	44	14	40	.296	419	124	22	90
vs. LHP	.273	66	18	6	14	.196	184	36	7	25
vs. RHP	.325	80	26	8	26	.309	427	132	19	89
with RISP	.409	44	18	4	30	.303	195	59	9	91
Bases Loaded	.333	6	2	0	4	.450	20	9	1	22
Pinch Hitter	-	-	-	-	-	.188	16	3	0	2
Designated Hitter	-	-	-	-	-	.333	18	6	1	3

Shealy's Career by Ballpark

Ballpark	AVG	AB	H	HR	RBI	Ballpark	AVG	AB	H	HR	RBI
Camden Yards	.231	13	3	0	0	Chase Field	.235	17	4	0	6
Fenway Park	.308	13	4	0	1	Turner Field	.000	1	0	0	0
U.S. Cellular Field	.313	16	5	1	2	Coors Field	.440	50	22	1	10
Progressive Field	.385	65	25	8	25	Minute Maid Park	.000	1	0	0	0
Comerica Park	.269	26	7	3	8	Dodger Stadium	.000	2	0	0	0
Kauffman Stadium	.245	273	67	11	43	Miller Park	.333	9	3	0	3
Angel Stadium	.250	4	1	0	1	Shea Stadium	.000	3	0	0	0
Metrodome	.184	49	9	0	9	PNC Park	.400	5	2	0	1
Oakland-Alameda Coli	.375	8	3	0	1	Busch Stadium	.286	7	2	0	0
Safeco Field	.000	3	0	0	0	AT&T Park	.333	12	4	1	2
Tropicana Field	.143	14	2	0	0						
Rogers Centre	.250	20	5	1	2						

HITS		Shealy's Single Game Bests		RBI	
4	9/13/08 @ CLE	<u>HOME RUNS</u>		5 (2x)	9/14/06 vs. SEA
3 (8x)	7/30/05 vs. PHI	2 (2x)	9/14/06 vs. SEA		9/14/08 @ CLE
	8/8/05 vs. FLA		9/14/08 @ CLE	4	8/6/05 @ ARI
	8/2/06 vs. CWS				8/12/06 @ CLE
	8/12/06 @ CLE				9/15/06 vs. SEA
	8/18/06 vs. OAK			3	9/3/06 vs. CWS
	8/24/06 vs. CLE				5/19/07 @ COL
	5/19/07 @ COL				
	5/20/07 @ COL				
	9/14/08 @ CLE				

ROYALS

REVIEW

HISTORY

RECORDS

OPPONENTS

SCOUTING/PLAYER DEV.

MEDIA & MISC.

**48****JOAKIM SORIA****RHP****HEIGHT:** 6-3**WEIGHT:** 204**BATS/THROWS:** R/R**OPENING DAY AGE:** 24 (Turns 25 on May 18)**BORN:** May 18, 1984 (Monclova, Mexico)**RESIDES:** Monclova, Mexico**M.L. SERVICE:** 2 years**SIGNED THRU:** 2011**ACQUIRED:** Selected in the Rule 5 Draft from the San Diego Padres, December 7, 2006**2008**

- ▶ Developed into one of the best and most dominating closers in baseball, putting together one of the best seasons as a closer in Royals history...was named a unanimous winner to the 2008 Bruce Rice Award for Royals Pitcher of the Year.
- ▶ His 42 saves in 45 chances were the second-most in the A.L. (Francisco Rodriguez-LAA, 62), the third-most in baseball and the fourth-best single-season mark in Royals franchise history.
- ▶ Posted 42 saves in 45 opportunities for a 93.3 conversion rate, good for third-best in the Majors behind Brad Lidge (41-for-41, 100%) and Mariano Rivera (39-for-40, 97.5%)...93.3% was the best pct. in Royals franchise history.
- ▶ Became 1 of 14 closers in Major League history (min. 30 saves) to record more saves (42) than hits allowed (39)...accomplished 16 times, as a pair of closers (Dennis Eckersley and Armando Benitez) did it twice.
- ▶ After two seasons, Joakim already ranks third on the Royals all-time saves list with 59.
- ▶ Set a record for saves by a Mexican-born closer...broke the mark of 28 set by Detroit's Juan Acevedo in 2002...his 59 career saves are 34 shy of Aurelio Lopez' career record for Mexican-born pitchers of 93.
- ▶ Opponents hit just .170 against him, the second-best mark in Royals history for a pitcher with at least 30.0 innings (Robinson Tejeda-2008, .163)...his opponent batting average was the fourth-best in baseball (min. 50 IP).
- ▶ Posted a 0.77 ERA (35.0 IP, 3 ER) at home, the third-best mark in baseball (min. 30 IP)...the total is the best home ERA in KC franchise history among pitchers with at least 30 home innings.
- ▶ Opponents hit .094 (13-for-139) against him with 2 strikes, the best mark in the A.L. and second to the Cubs' Carlos Marmol (.074) in the Majors.
- ▶ Was scored upon in just 8 of his 63 appearances.
- ▶ He had a streak from April 2-26 in which he retired 24 consecutive batters.
- ▶ Worked 16.1 consecutive scoreless innings to begin the season, coming up 0.2 of an inning shy of Hipolito Pichardo's 1997 club record.
- ▶ He opened the year with 13 consecutive saves to establish a club record, breaking Al Hrabosky's previous team mark of 11-for-11 to start the 1978 season...blew his first save chance on June 7 at New York.
- ▶ Was signed to a 3-year contract extension through 2011 with 3 additional club option seasons on May 17.
- ▶ Named the Royals Pitcher of the Month for May and June...posted a 2.19 ERA and was 6-for-6 in saves in May and 10-for-11 with a 1.42 ERA in June.
- ▶ He retired 28 of his last 29 hitters leading up to his second blown save on July 7 at Tampa.
- ▶ Was named to his first Major League All-Star game on July 6...he became the first Kansas City reliever to head to the Mid-Summer Classic since Mike MacDougal in 2003...worked 1.2 innings allowing 2 hits and 2 walks with 2 K's...he fanned David Wright in his first inning of work, then K'd Dan Uggla with the bases loaded in the 12th inning.
- ▶ He tied Jeff Montgomery's 1993 pre-All-Star break franchise record of 25 saves.
- ▶ Has recorded a save against every A.L. team after closing out a win on August 4 vs. Boston.
- ▶ Named the DHL Delivery Man of the Month in September as the Majors' best relief pitcher...went 1-0 with 9 saves in 9 opportunities, not allowing a run in 10.1 innings...Soria's 9 September saves were a KC franchise record and tied with the Angels' Francisco Rodriguez for the most in the Majors.

2007

- ▶ Had a spectacular rookie season out of the Royals bullpen serving as the primary closer for a majority of the season and also the team's set-up man.
- ▶ Among Royals rookies with at least 65.0 innings, his 2.48 ERA was the lowest in the previous 39 years of Royals baseball.
- ▶ The 17 saves led all Major League rookies by 12 over Boston's Hideki Okajima...his 2.48 ERA was the third-best among all rookie pitchers in baseball.
- ▶ Held opponents to a .187 (46-for-246) average as he struck out 75 in just 69.0 innings, recording 9.78 strikeouts per 9 innings, tied for the Major League lead among rookie relievers (Ryan Rowland-Smith, SEA).
- ▶ His .187 opponent batting average was the lowest ever recorded by a Royals pitcher with a minimum of 65 innings pitched and the fourth-best in the American League.
- ▶ Allowed just 3 home runs (all to righties) in 69.0 innings pitched...was 1 of just 6 pitchers in baseball to allow 3 or fewer homers and toss that many innings.



- ▶ Earned his first big league save on April 10 at Toronto.
- ▶ Picked up his first Major League win on April 18 at Detroit.
- ▶ Earned the save over the Twins on April 22...closed out the win for fellow countryman Jorge De La Rosa, marking just the 11th time in MLB history that Mexican pitchers picked up both the win and save in the same game...the duo accomplished the feat again on May 2 vs. Los Angeles.
- ▶ Was placed on the 15-day D.L. with right shoulder inflammation on May 26...missed the minimum 14 games before being activated on June 7.
- ▶ Was dominant in the month of June, tossing 11.0 shutout innings over 10 appearances.
- ▶ Established a team season high with 20.1 consecutive scoreless innings from May 22-July 21 (covering 18 games)...fell just 2 innings short of the Royals record by a reliever (22.1 by Rusty Meacham in 1994).
- ▶ Returned to Mexico during the All-Star break to marry the former Karla Palazuelos on the beach in San Carlos, Sonora.
- ▶ Was named the Royals Pitcher of the Month for September.

2006

- ▶ Spent a majority of the season with Mexico City, serving as the Red Devils primary closer.
- ▶ Also made 7 relief outings with Fort Wayne (A) in the San Diego Padres system.
- ▶ Pitched with Oregon in the Mexican Winter Leagues, recording a 9-1 record with a 2.41 ERA in 13 starts.
- ▶ Led the Mexican Winter League in wins and strikeouts and finished 2nd in ERA...tossed just the third perfect game in Mexican League history on December 9 against Hermosillo...he struck out 9 and threw 101 pitches.

Minor League Notes

- ▶ Signed by the San Diego Padres as a minor league free agent on December 20, 2005.
- ▶ Missed the entire 2003 season recovering from Tommy John surgery on his right elbow.
- ▶ Signed by the Los Angeles Dodgers as a non-drafted free agent on October 31, 2001...signed by Mike Brito.

Miscellaneous Notes

- ▶ Joakim Agustin Soria resides in Monclova, Coahuila, Mexico...married to Karla.
- ▶ Participated in the 2009 Royals Caravan and FanFest.

Soria's Career Statistics

Year	Club	W-L	ERA	G	GS	CG	SHO	SV	IP	H	R	ER	HR	HB	BB	SO	WP	BK
2002	Dominican Dodgers	3-2	2.01	9	8	0	0	0	44.2	38	15	10	0	4	7	62	4	0
	Gulf Coast Dodgers	0-0	3.60	4	0	0	0	0	5.0	6	2	2	0	0	0	6	0	0
2003									(Injured - Did Not Pitch)									
2004	Dominican Dodgers	0-0	1.69	4	0	0	0	1	5.1	3	1	1	0	0	5	4	0	0
2005	Mexico City (Mex.)	5-0	4.48	30	5	0	0	0	66.1	75	34	33	7	4	31	60	4	0
2006	Mexico City (Mex.)	0-0	3.89	39	0	0	0	15	37.0	37	16	16	2	1	11	30	1	0
	Fort Wayne	1-0	2.31	7	0	0	0	0	11.2	5	3	3	1	0	2	11	0	0
2007	KANSAS CITY	2-3	2.48	62	0	0	0	17	69.0	46	20	19	3	1	19	75	2	0
2008	KANSAS CITY	2-3	1.60	63	0	0	0	42	67.1	39	13	12	5	6	19	66	1	1
	Minor League Totals	1-0	2.70	11	0	0	0	0	16.2	11	5	5	1	0	2	17	0	0
	Major League Totals	4-6	2.05	125	0	0	0	59	136.1	85	33	31	8	7	38	141	3	1

Soria's Career Transactions

- 2001 Signed by the Los Angeles Dodgers as a non-drafted free agent, October 31...signed by Mike Brito
- 2005 Signed by the San Diego Padres as minor league free agent, December 20
- 2006 Selected by the Kansas City Royals in the Rule 5 Draft, December 7
- 2007 Placed on 15-day D.L. (right shoulder inflammation), May 23...reinstated on June 7

Soria's Career Fielding

POSITION	PCT.	G	PO	A	E	TC	DP
Pitcher	.962	125	10	15	1	26	1

Soria's Single Game Bests

STRIKEOUTS (RELIEVER)		INNINGS PITCHED (RELIEVER)	
4 (2x)	4/18/07 @ DET	2.0 (11x)	4/10/07 @ TOR
	8/10/08 vs. MIN		4/18/07 @ DET
3 (9x)	4/10/07 @ TOR		6/20/07 @ STL
	7/6/07 vs. TB		7/2/07 vs. SEA
	7/17/07 @ BOS		9/29/07 vs. CLE
	8/22/07 @ CWS		5/27/08 vs. MIN
	9/9/07 vs. NYY		5/31/08 vs. CLE
	9/29/07 vs. CLE		6/4/08 @ CWS
	4/2/08 @ DET		7/7/08 @ TB
	4/4/08 @ MIN		8/10/08 vs. MIN
	7/7/08 @ TB		9/4/08 vs. OAK

ROYALS

REVIEW

HISTORY

RECORDS

OPPONENTS

SCOUTING/PLAYER DEV.

MEDIA & MISC.



JOAKIM SORIA (CONT.)

Soria's 2008 and Career Breakdown

vs. American League	2008							Career						
	W-L	S	ERA	G	IP	H	ER	W-L	S	ERA	G	IP	H	ER
vs. Baltimore	0-0	2	0.00	4	3.1	1	0	0-0	2	0.00	5	4.1	1	0
Boston	0-0	1	4.50	2	2.0	4	1	0-0	1	1.69	5	5.1	5	1
Chicago	0-0	4	0.00	6	7.2	3	0	0-1	6	3.00	13	15.0	11	5
Cleveland	0-1	5	5.40	7	6.2	5	4	1-1	8	3.00	14	15.0	10	5
Detroit	0-0	4	0.00	7	7.0	4	0	1-1	4	4.60	15	15.2	17	8
Kansas City	-	-	-	-	-	-	-	-	-	-	-	-	-	-
Los Angeles	0-0	1	0.00	1	1.0	0	0	0-0	3	0.00	5	5.0	1	0
Minnesota	0-0	3	0.00	5	7.0	2	0	0-0	7	0.60	12	15.0	6	1
New York	0-1	4	3.86	5	4.2	8	2	0-1	4	2.35	8	7.2	8	2
Oakland	1-0	4	0.00	5	6.0	3	0	1-1	7	1.69	10	10.2	8	2
Seattle	0-1	4	0.00	6	6.0	1	0	0-1	4	0.00	7	8.0	1	0
Tampa Bay	1-0	1	6.75	3	4.0	5	3	1-0	1	5.40	4	5.0	7	3
Texas	0-0	1	0.00	2	2.0	0	0	0-0	1	1.80	5	5.0	1	1
Toronto	0-0	1	0.00	3	3.0	1	0	0-0	3	0.00	6	7.1	2	0
vs. National League	W-L	S	ERA	G	IP	H	ER	W-L	S	ERA	G	IP	H	ER
vs. Arizona	-	-	-	-	-	-	-	-	-	-	-	-	-	-
Atlanta	-	-	-	-	-	-	-	-	-	-	-	-	-	-
Chicago	-	-	-	-	-	-	-	-	-	-	-	-	-	-
Cincinnati	-	-	-	-	-	-	-	-	-	-	-	-	-	-
Colorado	0-0	1	0.00	1	1.0	0	0	0-0	2	2.70	3	3.1	3	1
Florida	0-0	1	18.00	1	1.0	1	2	0-0	1	18.00	1	1.0	1	2
Houston	-	-	-	-	-	-	-	-	-	-	-	-	-	-
Los Angeles	-	-	-	-	-	-	-	-	-	-	-	-	-	-
Milwaukee	-	-	-	-	-	-	-	0-0	0	0.00	1	1.0	0	0
New York	-	-	-	-	-	-	-	-	-	-	-	-	-	-
Philadelphia	-	-	-	-	-	-	-	0-0	0	0.00	2	2.0	1	0
Pittsburgh	-	-	-	-	-	-	-	-	-	-	-	-	-	-
St. Louis	0-0	3	0.00	3	3.0	0	0	0-0	3	0.00	7	8.0	1	0
San Diego	-	-	-	-	-	-	-	-	-	-	-	-	-	-
San Francisco	0-0	2	0.00	2	2.0	1	0	0-0	2	0.00	2	2.0	1	0
Washington	-	-	-	-	-	-	-	-	-	-	-	-	-	-
Monthly	W-L	S	ERA	G	IP	H	ER	W-L	S	ERA	G	IP	H	ER
March/April	0-0	6	0.00	11	11.0	3	0	1-1	9	1.57	21	23.0	10	4
May	0-0	6	2.19	11	12.1	7	3	0-1	13	3.13	22	23.0	20	8
June	0-1	10	1.42	12	12.2	8	2	0-1	10	0.76	22	23.2	11	2
July	1-1	8	2.08	12	13.0	7	3	1-2	8	2.28	21	23.2	15	6
August	0-1	3	4.50	7	8.0	11	4	0-1	7	3.80	19	21.1	21	9
September/October	1-0	9	0.00	10	10.1	3	0	2-0	12	0.83	20	21.2	8	2
Situational Pitching	W-L	S	ERA	G	IP	H	ER	W-L	S	ERA	G	IP	H	ER
Home	1-1	20	0.77	31	35.0	18	3	2-2	30	1.18	62	68.2	40	9
Road	1-2	22	2.51	32	32.1	21	9	2-4	29	2.93	63	67.2	45	22
Before ASG	1-2	25	1.47	40	43.0	22	7	2-4	35	1.81	73	79.2	47	16
After ASG	1-1	17	1.85	23	24.1	17	5	2-2	24	2.38	52	56.2	38	15
Starter	-	-	-	-	-	-	-	-	-	-	-	-	-	-
Reliever	2-3	42	1.60	63	67.1	39	12	4-6	59	2.05	125	136.1	85	31

Soria's Career By Ballpark

Ballpark	W-L	S	ERA	G	IP	ER	Ballpark	W-L	S	ERA	G	IP	ER
Camden Yards	0-0	2	0.00	3	3.0	0	Coors Field	0-0	1	3.86	2	2.1	1
Fenway Park	0-0	0	0.00	3	3.2	0	Dolphin Stadium	0-0	1	18.00	1	1.0	2
U.S. Cellular Field	0-0	1	5.68	5	6.1	4	Miller Park	0-0	0	0.00	1	1.0	0
Progressive Field	0-1	4	4.76	7	5.2	3	Busch Stadium	0-0	3	0.00	5	6.0	0
Comerica Park	1-1	2	6.23	8	8.2	6							
Knuffman Stadium	2-2	30	1.18	62	68.2	9							
Angel Stadium	0-0	1	0.00	3	3.0	0							
Metrodome	0-0	5	0.00	6	6.2	0							
Old Yankee Stadium	0-1	3	3.86	5	4.2	2							
McAfee Coliseum	0-1	5	2.70	7	6.2	2							
Safeco Field	0-0	0	0.00	1	1.0	0							
Tropicana Field	1-0	0	9.00	1	2.0	2							
Rangers Ballpark	0-0	0	0.00	3	3.0	0							
Rogers Centre	0-0	1	0.00	2	3.0	0							



24

MARK TEAHEN

OF/INF**HEIGHT:** 6-3**WEIGHT:** 210**BATS/THROWS:** L/R**OPENING DAY AGE:** 27 (Turns 28 on September 6)**BORN:** September 6, 1981 (Redlands, CA) **RESIDES:** Peoria, AZ**M.L. SERVICE:** 3 years, 155 days**SIGNED THIRD:** 2009**ACQUIRED:** Trade with the Oakland Athletics, June 24, 2004

2008

- ▶ Made his fourth consecutive Opening Day roster with the Royals and played in a career-high 149 games...also set a career high with 572 at bats and equaled a career best with 31 doubles.
- ▶ After an off year with 7 home runs, saw his power return by blasting 15 home runs, 3 shy of his career high in 2006.
- ▶ Appeared at 5 different positions (1B, 3B, LF, CF, RF), making 13 starts at first, 19 starts at third, 31 starts in left and 84 starts in right.
- ▶ Hit a dramatic game-tying 3-run inside-the-park home run in the ninth inning on May 27 vs. Minnesota...the game-tying inside-the-park homer was just the second in the Majors since 2001...the other was the Mets' Marlon Anderson on June 11, 2005 vs. the Angels...the inside-the-parker was the first of his career.
- ▶ Homered in 3 consecutive games from June 3-5 in Chicago for the first time in his career.
- ▶ Surpassed his 2007 home run total with his eighth long ball on June 23 vs. Colorado.
- ▶ Hit his second inside-the-park home run of the season on July 10 vs. Chicago...the 2 inside-the-park homers were the most by a KC player since Brian McRae collected a pair during the 1992 season.
- ▶ Made his first start at third base since September 5, 2006 when he started there on August 22 vs. Detroit.
- ▶ Recorded his second career 2-home run game (also July 25, 2006 vs. Baltimore) in the second game of a doubleheader on September 13 in Cleveland.

2007

- ▶ Had a solid season at the plate despite a drop off in power numbers and made a successful transition from third base to right field.
- ▶ Equaled Jermaine Dye's Royals single-season record with 17 outfield assists...ranked fourth in the Majors and second in the A.L....also tied for the Major League lead with 7 double plays by an outfielder.
- ▶ Ranked tied for sixth in the American League with 8 triples.
- ▶ Tied for the American League lead by grounding into 23 double plays...23 is tied for the sixth-most in KC history and the most by a Royals player since Gregg Jefferies hit into 24 twin killings in 1992.
- ▶ Led all qualifying Royals players by hitting .343 (48-for-140) with runners in scoring position.
- ▶ Recorded 3 outfield assists on May 5 vs. Detroit, equaling Bob Oliver's franchise record (September 16, 1969).
- ▶ Recorded 7 outfield assists in the month of May, setting a Royals record for any month and recording the most by any outfielder in baseball since Bobby Higginson had 7 in August of 2002.
- ▶ Was named the Royals Player of the Month in May.
- ▶ Tied a career high (also July 25, 2006 vs. Baltimore) with 5 RBI on June 14 vs. St. Louis.
- ▶ Struck out at least once in 22 straight games from June 16 to July 14, establishing a club record (Calvin Pickering-21 in 2004).
- ▶ Equaled a career best with a pair of 4-hit games on June 22 at Milwaukee and August 7 vs. Minnesota.
- ▶ Injured his right elbow on a diving attempt at a catch on August 18 in Oakland...was placed on the 15-day D.L. on August 24 with a left forearm strain...missed 14 games before being activated on September 3 at Texas.

2006

- ▶ Was named 2006 Les Milgram Royals Player of the Year.
- ▶ Saw a historic jump in slugging pct. from his rookie season to his sophomore year...posted a .517 slugging pct. after recording a .376 pct. in 2005...that .141 jump was the second-highest in all of baseball from 2005 to 2006, trailing Carlos Beltran who saw a jump of .180...the jump was also the third-largest in Royals history and the highest-ever between rookie and sophomore seasons...finally, Teahen's .141 increase was the 17th-largest increase in baseball since 1876 among players between their first and second years (all min. 375 at bats).
- ▶ Posted a .874 OBP+SLG, the second-highest in the American League among all third basemen, trailing New York's Alex Rodriguez...the .874 OPS was the highest ever recorded by a Royals third baseman not named George Brett.

ROYALS

REVIEW

HISTORY

RECORDS

OPONENTS

SCOUTING/PLAYER DEV.

MEDIA & MISC.



- ▶ Finished the season 10-for-10 on stolen base attempts...became 1 of 3 players in franchise history to steal at least 10 bases without being caught...Gary Thurman was 16-for-16 in 1989 and Carlos Beltran was 13-for-13 in 2000...was last caught stealing on Aug. 25, 2005 - a stretch of 11 straight steals...was the only player in the Majors to record at least 10 steals and not be caught.
- ▶ Hit 16 of his 18 home runs off right-handed pitchers.
- ▶ His team-high 18 home runs were the most by a Royals third baseman since Dean Palmer hit 34 in 1998.
- ▶ Was optioned to Omaha (AAA) May 5...was recalled on June 3.
- ▶ Hit .313 (99-for-316) with 19 doubles, 5 triples, 16 homers, 60 runs and 60 RBI from June 3 on...he ranked fifth in the A.L. in runs during that span (teammate David DeJesus ranked 2nd with 66) and was tied for second in triples (also Johnny Damon).
- ▶ Turned in his first career multi-homer game vs. Baltimore on July 25.
- ▶ Was named the American League Player of the Week for July 24-30 after hitting .400.
- ▶ Was the Royals Player of the Month in both July and August.
- ▶ Underwent season-ending surgery on September 8 to clean up a partially torn labrum and partially torn right rotator cuff in his right shoulder...surgery was performed by Dr. Lewis Yocum in Los Angeles.

2005

- ▶ Made an Opening Day roster for the first time in his career.
- ▶ Ranked in the Royals top 10 in several rookie categories including runs (8th), hits (T9th), doubles (4th), RBI (9th) and strikeouts (3rd, 107).
- ▶ Was named Royals Player of the Month for September.
- ▶ Made just 2 errors in his final 38 games after committing 18 errors in his 1st 90 games.
- ▶ Made his Major League debut on April 4 at Detroit...became just the third Royals rookie in history to make his Major League debut in the starting lineup on Opening Day...joined Michael Tucker (1995) and Joe Zdeb (1977).
- ▶ Recorded his first Major League hit in the fourth inning at Detroit on April 6...hit an RBI triple off Mike Maroth.
- ▶ Left the game on April 11 vs. Seattle with a low back strain...placed on the 15-day D.L. on April 13.
- ▶ Reinstated from the 15-day D.L. on May 3 after missing 18 games.
- ▶ Hit his first career home run off the Cardinals' Matt Morris May 21.
- ▶ Recorded his first career grand slam in a loss to Cleveland on September 22.
- ▶ Homered in back-to-back games for the first time in his career on September 22 and 23.

Minor League Notes

- ▶ Began the 2004 season at Midland (AA) in the A's system before being promoted to Sacramento (AAA).
- ▶ Named by Baseball America in 2004 as the best defensive third baseman in both the Texas League and the Pacific Coast League.
- ▶ Minor League News ranked him as the No. 1 prospect in the A's organization and the No. 17 prospect in minor league baseball prior to the trade.
- ▶ Appeared in the 2004 Arizona Fall League with the Phoenix Desert Dogs, hitting .385 with 25 RBI...finished third in the league in hitting, hits (42) and on-base percentage (.453)...named the first recipient of the MLB.com Darnell Stensen AFL Sportsmanship Award.
- ▶ Played the entire 2003 season at Modesto (A).
- ▶ Split the 2002 season with Vancouver (A) and Modesto (A).
- ▶ Selected as a compensation pick between the first and second rounds (39th) overall by the A's in 2002 June Free Agent draft...signed by Will Shock.
- ▶ Selected by the A's as compensation for the loss of free agent Johnny Damon, who signed with Boston.

Miscellaneous Notes

- ▶ Full name is **Mark Thomas Teahen**...last name pronounced (TEA-en).
- ▶ Graduated from Yucaipa (Calif.) High in 1999...attended St. Mary's College of California in Moraga, Calif... was a unanimous 1st-team All-West Coast Conference selection in 2002.
- ▶ Participated in 2006, 2007 and 2008 Royals Caravan...also participated in 2008 and 2009 Royals FanFest... spokesman for the YMCA Challenger Baseball program that allows children with special needs a chance to play baseball on specially-designed fields...held "Mark Teahen...Challenge Your Fashion" in January, 2008 and 2009, raising thousands of dollars for the Challenger Baseball program.
- ▶ Nominated for the 2008 Robert Clemente Award.



Teahen's Career Statistics

Year	Club	AVG	G	AB	R	H	2B	3B	HR	RBI	SH	SF	HP	BB	SO	SB	CS	E
2002	Vancouver	.404	13	57	10	23	5	1	0	6	0	1	0	5	9	4	1	4
	Modesto	.239	59	234	25	56	9	1	1	26	0	0	2	21	53	1	2	4
2003	Modesto	.289	121	453	68	128	27	4	3	71	0	5	6	66	113	4	0	22
2004	Midland	.335	53	197	31	66	15	4	6	36	0	2	1	29	44	0	0	5
	Sacramento	.275	20	69	9	19	8	0	0	10	0	0	1	11	22	0	1	1
	Omaha	.280	66	246	33	69	15	1	8	31	1	2	4	21	69	0	0	14
2005	KANSAS CITY	.246	130	447	60	110	29	4	7	55	2	1	1	40	107	7	2	20
	Omaha @	.259	8	27	4	7	2	0	0	4	0	0	0	7	9	0	0	1
2006	KANSAS CITY	.290	109	393	70	114	21	7	18	69	2	2	2	40	85	10	0	14
	Omaha	.380	24	79	14	30	8	4	2	14	0	0	0	19	12	0	0	1
2007	KANSAS CITY	.285	144	544	78	155	31	8	7	60	4	2	3	55	127	13	5	6
2008	KANSAS CITY	.255	149	572	66	146	31	4	15	59	0	2	3	46	131	4	3	6
	Minor League Totals	.292	364	1362	194	398	89	15	20	198	1	10	14	179	331	9	4	52
	Major League Totals	.268	532	1956	274	525	112	23	47	243	8	7	9	181	450	34	10	46

@ - Minor League injury rehab

Teahen's Career Transactions

- 2002 Selected by the Oakland A's as a sandwich pick between the 1st and 2nd rounds (39th overall) in the 2002 June Free Agent Draft...signed by Will Shock
- 2004 Obtained by the Kansas City Royals from the Oakland A's along with RHP Mike Wood in exchange for RHP Octavio Dotel and cash, June 24
- 2005 Placed on 15-day D.L. (lower back strain), April 12...reinstated on May 3
- 2007 Placed on 15-day D.L. (left forearm strain), August 24...reinstated on September 3

Teahen's Career Fielding

POSITION	PCT.	G	PO	A	E	TC	DP
Outfield	.987	257	586	24	8	618	10
3rd Base	.951	256	210	506	37	753	61
1st Base	.995	23	175	10	1	186	17

Teahen's Single Game Bests

HITS	HOME RUNS	GRAND SLAMS
4 (x6) 9/2/05 vs. TEX	2 7/25/06 vs. BAL	Sept. 22, 2005 vs. CLE
6/8/06 vs. TEX	9/13/08 @ CLE	
8/22/06 vs. CLE		HITTING STREAKS
8/23/06 vs. CLE		10 June 28-July 7, 2006
6/22/07 @ MIL	RBI	
8/7/07 vs. MIN	5 7/25/06 vs. BAL	
	5 6/14/07 vs. STL	
	4 9/22/05 vs. CLE	
	4 7/1/06 @ STL	

ROYALS .300 HITTER CLUB

The Royals 40-year history has produced 20 different .300 hitters as the magical .300 plateau has been reached 52 times. George Brett hit .300 on 11 different occasions to head the exclusive list. Kansas City has had a .300 hitter in 30 of the 40 seasons.

1969 None	1982 Willie Wilson332	1996 Jose Offerman303
1970 Lou Piniella.....301	Hal McRae308	1997 None
1971 Amos Otis301	George Brett301	1998 Jose Offerman315
1972 Lou Piniella.....312	1983 Hal McRae311	Hal Morris309
Richie Scheinblum.....300	George Brett.....310	1999 Mike Sweeney.....322
1973 Amos Otis300	1984 Hal McRae303	Joe Randa314
1974 Hal McRae310	Willie Wilson301	Johnny Damon307
1975 George Brett.....308	1985 George Brett.....335	2000 Mike Sweeney.....333
Hal McRae306	1986 None	Johnny Damon327
1976 George Brett.....333	1987 Kevin Seitzer.....323	Jermaine Dye321
Hal McRae332	Danny Tartabull.....309	Joe Randa304
1977 George Brett.....312	1988 George Brett.....306	2001 Carlos Beltran306
Al Cowens.....312	Kevin Seitzer.....304	Mike Sweeney.....304
1978 None	1989 None	2002 Mike Sweeney.....340
1979 George Brett.....329	1990 George Brett.....329	2003 Carlos Beltran307
Willie Wilson315	1991 Danny Tartabull.....316	2004 None
1980 George Brett.....390	1992 None	2005 Mike Sweeney.....300
Willie Wilson326	1993 None	2006 None
John Wathan.....305	1994 Wally Joyner311	2007 None
1981 George Brett.....314	Felix Jose303	2008 David DeJesus.....307
Willie Wilson303	1995 Wally Joyner310	

* - min. 502 plate appearances

ROYALS

REVIEW

HISTORY

RECORDS

OPPONENTS

SCOUTING/PLAYER DEV.

MEDIA & MISC.


MARK TEAHEN (CONT.)
Teahen's 2008 and Career Breakdown

vs. American League	2008					Career				
	AVG	AB	H	HR	RBI	AVG	AB	H	HR	RBI
vs. Baltimore	.160	25	4	1	4	.239	71	17	4	12
Boston	.182	22	4	0	2	.212	85	18	0	7
Chicago	.219	73	16	5	9	.250	244	61	11	38
Cleveland	.309	68	21	2	9	.315	197	62	6	25
Detroit	.267	60	16	3	9	.266	188	50	7	25
Los Angeles	.333	18	6	0	0	.278	90	25	2	11
Minnesota	.274	73	20	1	6	.260	227	59	4	17
New York	.263	38	10	0	3	.225	102	23	0	10
Oakland	.115	26	3	0	0	.270	100	27	1	8
Seattle	.306	36	11	0	4	.219	96	21	0	8
Tampa Bay	.333	15	5	0	0	.271	85	23	0	7
Texas	.257	35	9	0	3	.333	114	38	2	23
Toronto	.250	20	5	0	1	.257	101	26	3	9
vs. National League	AVG	AB	H	HR	RBI	AVG	AB	H	HR	RBI
vs. Arizona	.222	9	2	0	0	.280	25	7	0	2
Cincinnati	-	-	-	-	-	.250	8	2	0	0
Colorado	.182	11	2	1	3	.324	34	11	1	9
Florida	.125	8	1	1	2	.211	19	4	1	3
Houston	-	-	-	-	-	.188	16	3	0	0
Los Angeles	-	-	-	-	-	.182	11	2	0	1
Milwaukee	-	-	-	-	-	.292	24	7	0	2
Philadelphia	-	-	-	-	-	.125	8	1	0	0
Pittsburgh	-	-	-	-	-	.455	11	5	1	4
St. Louis	.391	23	9	1	4	.355	76	27	4	21
San Francisco	.167	12	2	0	0	.250	24	6	0	1
Monthly	AVG	AB	H	HR	RBI	AVG	AB	H	HR	RBI
March/April	.277	101	28	1	7	.254	264	67	5	25
May	.239	92	22	2	9	.259	290	75	7	38
June	.252	103	26	5	11	.285	379	108	8	50
July	.211	76	16	2	7	.253	348	88	10	42
August	.231	104	24	2	14	.257	373	96	8	43
September/October	.313	96	30	3	11	.301	302	91	9	45
Situational Hitting	AVG	AB	H	HR	RBI	AVG	AB	H	HR	RBI
Home	.270	278	75	4	27	.281	950	267	22	133
Road	.241	294	71	11	32	.256	1006	258	25	110
Day	.260	204	53	3	21	.274	585	160	12	69
Night	.253	368	93	12	38	.266	1371	365	35	174
Natural Grass	.256	515	132	15	57	.274	1757	482	45	231
Artificial Turf	.246	57	14	0	2	.216	199	43	2	12
Before ASG	.252	341	86	10	34	.263	1062	279	24	132
After ASG	.260	231	60	5	25	.275	894	246	23	111
vs. LHP	.262	191	50	5	27	.249	574	143	9	68
vs. RHP	.252	381	96	10	32	.276	1382	382	38	175
with RISP	.231	156	36	6	48	.295	529	156	16	200
Bases Loaded	.250	12	3	0	5	.235	34	8	1	26
Pinch Hitter	-	-	-	-	-	.200	10	2	0	0
Designated Hitter	.250	4	1	0	0	.250	4	1	0	0

Teahen's Career by Ballpark

Ballpark	AVG	AB	H	HR	RBI	Ballpark	AVG	AB	H	HR	RBI
Camden Yards	.242	33	8	1	4	Chase Field	.280	25	7	0	2
Fenway Park	.140	43	6	0	0	Great American	.250	8	2	0	0
U.S. Cellular Field	.241	116	28	7	17	Coors Field	.391	23	9	0	6
Progressive Field	.327	104	34	3	13	Dolphin Stadium	.125	8	1	1	2
Comerica Park	.270	122	33	6	15	Minute Maid Park	.250	8	2	0	0
Kauffman Stadium	.281	950	267	22	133	Miller Park	.400	15	6	0	2
Angel Stadium	.280	50	14	1	5	Busch Stadium	.400	40	16	3	11
Metrodome	.188	96	18	1	3	AT&T Park	.333	12	4	0	1
Old Yankee Stadium	.228	57	13	0	5						
McAfee Coliseum	.229	48	11	0	3						
Safeo Field	.146	41	6	0	3						
Tropicana Field	.260	50	13	0	3						
Rangers Ballpark	.278	54	15	1	9						
Rogers Centre	.226	53	12	1	6						



51

ROBINSON TEJEDA

RHP

HEIGHT: 6-3 WEIGHT: 248 BATS/THROWS: R/R
 OPENING DAY AGE: 27
 BORN: March 24, 1982 (Bani, DR) RESIDES: Bani, DR
 M.L. SERVICE: 2 years, 102 days SIGNED THRU: 2009
 ACQUIRED: Claimed off waivers from the Texas Rangers, June 24, 2008

2008

- ▶ Began 2008 in the Texas Rangers organization before being claimed off waivers by the Royals on June 24... pitched well out of the KC bullpen the remainder of the season, making 24 relief appearances and 1 spot start.
- ▶ Recorded the lowest single-season opponent batting average of any Royals pitcher in history (min. 30 IP), as opponents hit just .163 against him as a Royal.
- ▶ Completely shut down right-handed hitters, as they posted a .115 (9-for-78) batting average against him.
- ▶ Struck out 41 in 39.1 innings with the Royals for a 9.38 strikeouts/9 innings, the third-best ratio among KC pitchers with at least 35 innings since 1999.
- ▶ Posted a spectacular 1.35 ERA (20 IP, 3 ER) and a 1-0 record in 11 road appearances, including 1 start... opponents hit .078 (5-for-64) on the road.
- ▶ Earned a win in a spot start in Game #2 on September 13 at Cleveland, allowing just 1 run on 2 hits in 5.0 innings.

Career Notes

- ▶ Pitched for his native Dominican Republic in the inaugural World Baseball Classic in 2006, allowing 1 earned run on 1 hit in 1.1 innings over 2 relief appearances.
- ▶ Made his Major League debut with Philadelphia in 2005...ranked third among N.L. rookies in ERA and opponents average (.218) and was fifth in strikeouts...earned his first Major League win on June 17, 2005 at Oakland.
- ▶ Won the Paul Owens Award in 2005 as the best pitcher in the Phillies minor league system.

Miscellaneous Notes

- ▶ **Róbinson García Tejeda**...last name is pronounced (Tuh-HAY-duh)...he and his wife, Eduvirgen Gonzalez, have 3 daughters; Mercedes Roselin, Rubi and Amber...attended Liceo Club de Leones High School.

Tejeda's Career Statistics

Year	Club	W-L	ERA	G	GS	CG	SHO	SV	IP	H	R	ER	HR	HB	BB	SO	WP	BK
1999	Gulf Coast Phillies	1-3	4.27	12	9	0	0	0	46.1	47	27	22	5	2	27	39	1	1
2000	Gulf Coast Phillies	2-5	5.54	10	6	1	1	0	39.0	44	30	24	3	2	12	22	5	1
2001	Lakewood	8-9	3.40	26	24	1	1	0	150.2	128	74	57	10	8	58	152	11	2
2002	Clearwater	4-8	3.97	17	17	1	0	0	99.2	73	48	44	14	5	48	87	3	1
2003	Lakewood	0-3	5.30	5	4	0	0	0	18.2	17	11	11	4	1	16	20	1	0
	Clearwater	2-4	3.20	11	11	1	0	0	64.2	53	25	23	4	2	23	42	3	0
2004	Reading	8-14	5.15	27	26	0	0	0	150.1	148	93	86	29	6	59	133	6	1
2005	Scranton-WB	2-0	2.22	5	5	0	0	0	28.1	21	8	7	0	0	13	28	0	0
	PHILADELPHIA	4-3	3.57	26	13	0	0	0	85.2	67	36	34	5	8	51	72	3	1
2006	Oklahoma	6-2	3.15	15	15	0	0	0	80.0	61	30	28	7	3	42	79	4	0
	TEXAS	5-5	4.28	14	14	0	0	0	73.2	83	40	35	10	3	32	40	1	1
	Arizona Rangers	0-0	6.75	2	2	0	0	0	4.0	4	3	3	0	0	0	6	0	0
2007	TEXAS	5-9	6.61	19	19	0	0	0	95.1	110	78	70	17	6	60	69	10	0
	Oklahoma	1-3	8.20	5	4	0	0	0	18.2	27	18	17	0	0	15	20	4	0
2008	Oklahoma	1-1	2.18	10	4	0	0	1	33.0	20	8	8	2	1	10	39	0	0
	TEXAS	0-0	9.00	4	0	0	0	0	6.0	5	6	6	1	0	5	4	0	0
	KANSAS CITY	2-2	3.20	25	1	0	0	0	39.1	22	17	14	3	1	19	41	5	0
	Minor League Totals	35-52	4.05	145	127	4	2	1	733.1	643	375	330	78	30	323	667	38	6
	A.L. Totals	12-16	5.25	62	34	0	0	0	214.1	220	141	125	31	10	116	154	16	1
	N.L. Totals	4-3	3.57	26	13	0	0	0	85.2	67	36	34	5	8	51	72	3	1
	Major League Totals	16-19	4.77	88	47	0	0	0	300.0	287	177	159	36	18	167	226	19	2

Tejeda's Career Transactions

- 1998 Signed by the Philadelphia Phillies as a non-drafted free agent, November 24, 1998
- 2006 Acquired by the Texas Rangers along with Jake Blalock in exchange for David Dellucci, April 1
- 2008 Claimed off waivers by the Kansas City Royals, June 24

Tejeda's Career Fielding

POSITION	PCT.	G	PO	A	E	TC	DP
Pitcher	.917	88	14	30	4	48	2

Tejeda's M.L. Batting Totals

	AVG.	AB	H	HR	RBI
M.L. Totals	.080	25	2	0	0

Tejeda's World Baseball Classic Totals

Year	Club	W-L	ERA	G	GS	CG	SHO	SV	IP	H	R	ER	HR	HB	BB	SO
2006	Dominican Rep.	0-0	6.75	2	0	0	0	0	1.1	1	2	1	0	0	3	1

ROYALS

REVIEW

HISTORY

RECORDS

OPPONENTS

SCOUTING/PLAYER DEV.

MEDIA & MISC.



ROBINSON TEJEDA (CONT.)

Tejeda's 2008 and Career Breakdown

vs. American League	2008							Career						
	W-L	S	ERA	G	IP	H	ER	W-L	S	ERA	G	IP	H	ER
vs. Baltimore	0-0	0	0.00	1	1.0	0	0	0-0	0	9.00	2	4.0	6	4
Boston	0-0	0	0.00	1	1.2	0	0	1-0	0	2.84	3	12.2	7	4
Chicago	0-2	0	4.91	6	11.0	7	6	1-2	0	3.50	7	18.0	10	7
Cleveland	1-0	0	1.93	4	9.1	3	2	1-1	0	3.14	5	14.1	8	5
Detroit	0-0	0	3.18	4	5.2	5	2	1-0	0	2.19	5	12.1	9	3
Los Angeles	-	-	-	-	-	-	-	1-2	0	4.03	4	22.1	27	10
Minnesota	1-0	0	0.00	3	4.1	0	0	1-1	0	6.14	4	7.1	7	5
New York	0-0	0	0.00	1	2.2	0	0	0-3	0	8.62	4	15.2	19	15
Oakland	0-0	0	162.00	2	0.1	5	6	2-1	0	5.81	7	26.1	36	17
Seattle	-	-	-	-	-	-	-	0-3	0	5.24	4	22.1	26	13
Tampa Bay	0-0	0	7.36	3	3.2	4	3	2-1	0	5.48	6	21.1	22	13
Texas	0-0	0	9.00	1	1.0	2	1	0-0	0	1.50	2	6.0	4	1
Toronto	-	-	-	-	-	-	-	1-0	0	5.06	1	5.1	5	3
vs. National League	W-L	S	ERA	G	IP	H	ER	W-L	S	ERA	G	IP	H	ER
vs. Arizona	-	-	-	-	-	-	-	0-0	0	13.50	1	2.0	1	3
Atlanta	-	-	-	-	-	-	-	0-0	0	2.25	3	8.0	3	2
Chicago	-	-	-	-	-	-	-	0-0	0	2.45	2	11.0	12	3
Cincinnati	-	-	-	-	-	-	-	0-0	0	0.00	1	1.0	1	0
Colorado	-	-	-	-	-	-	-	0-1	0	9.72	2	8.1	12	9
Florida	-	-	-	-	-	-	-	0-0	0	10.38	4	4.1	7	5
Houston	-	-	-	-	-	-	-	1-0	0	4.61	3	13.2	9	7
Los Angeles	-	-	-	-	-	-	-	0-0	0	6.00	2	6.0	7	4
Milwaukee	-	-	-	-	-	-	-	1-0	0	7.04	2	7.2	8	6
New York	0-0	0	0.00	1	2.0	0	0	0-1	0	2.50	4	18.0	13	5
Pittsburgh	-	-	-	-	-	-	-	0-2	0	10.57	2	7.2	15	9
St. Louis	0-0	0	0.00	2	2.2	1	0	0-0	0	0.00	3	5.2	1	0
San Diego	-	-	-	-	-	-	-	2-0	0	0.69	2	13.0	5	1
San Francisco	-	-	-	-	-	-	-	1-0	0	0.00	2	2.1	0	0
Washington	-	-	-	-	-	-	-	0-1	0	13.50	1	3.1	7	5
Monthly	W-L	S	ERA	G	IP	H	ER	W-L	S	ERA	G	IP	H	ER
March/April	-	-	-	-	-	-	-	3-1	0	3.82	5	30.2	29	13
May	-	-	-	-	-	-	-	2-6	0	7.20	15	45.0	46	36
June	0-0	0	6.23	6	8.2	6	6	2-4	0	6.50	19	63.2	67	46
July	0-2	0	3.75	8	12.0	8	5	1-5	0	4.41	17	51.0	45	25
August	1-0	0	2.35	10	15.1	6	4	5-1	0	3.32	19	62.1	48	23
September/October	1-0	0	4.82	5	9.1	7	5	3-2	0	3.04	13	47.1	52	16
Situational Pitching	W-L	S	ERA	G	IP	H	ER	W-L	S	ERA	G	IP	H	ER
Home	1-2	0	6.04	18	25.1	22	17	4-12	0	5.55	46	146.0	156	90
Road	1-0	0	1.35	11	20.0	5	3	12-7	0	4.03	42	154.0	131	69
Before ASG	0-2	0	5.65	11	14.1	10	9	7-15	0	6.03	47	159.2	161	107
After ASG	2-0	0	3.19	18	31.0	17	11	9-4	0	3.33	41	140.1	126	52
Starter	1-0	0	1.80	1	5.0	2	1	14-17	0	4.74	47	243.0	250	128
Reliever	1-2	0	4.24	28	40.1	25	19	2-2	0	4.89	41	57.0	37	31

Tejeda's Career By Ballpark

Ballpark	W-L	S	ERA	G	IP	ER	Ballpark	W-L	S	ERA	G	IP	ER
Camden Yards	0-0	0	0.00	1	1.0	0	Turner Field	0-0	0	9.00	2	2.0	2
Fenway Park	0-0	0	9.00	1	4.0	4	Coors Field	0-1	0	9.72	2	8.1	9
U.S. Cellular Field	1-0	0	1.64	3	11.0	2	Dolphin Stadium	0-0	0	21.60	3	1.2	4
Progressive Field	1-0	0	3.00	2	6.0	2	Minute Maid Park	1-0	0	1.80	2	10.0	2
Comerica Park	1-0	0	1.17	2	7.2	1	Dodger Stadium	0-0	0	3.60	1	5.0	2
Kauffman Stadium	1-2	0	4.64	15	21.1	11	Miller Park	0-0	0	0.00	1	1.0	0
Angel Stadium	1-0	0	1.35	1	6.2	1	Shea Stadium	0-1	0	3.00	3	12.0	4
Metrodome	0-0	0	0.00	1	1.1	0	Citizens Bank Park	1-2	0	3.72	13	46.0	19
Old Yankee Stadium	0-1	0	8.53	2	6.1	6	PNC Park	0-1	0	6.75	1	4.0	3
McAfee Coliseum	2-1	0	3.66	4	19.2	8	PETCO Park	1-0	0	1.29	1	7.0	1
Safeco Field	0-2	0	5.71	3	17.1	11	AT&T Park	1-0	0	0.00	1	2.0	0
Tropicana Field	2-0	0	2.45	4	14.2	4							
Rangers Ballpark	2-8	0	6.86	18	78.2	60							
Rogers Centre	1-0	0	5.06	1	5.1	3							

STRIKEOUTS (STARTER)

8 8/9/05 @ LAD
 7 (4x) 8/14/05 @ SD
 9/9/06 @ SEA
 4/27/07 @ TOR
 6/8/07 vs. MIL

STRIKEOUTS (RELIEVER)

5 8/3/08 vs. CWS
 4 (2x) 5/18/05 vs. STL
 8/16/08 @ NYY

Tejeda's Single Game Bests

INNINGS PITCHED (STARTER)

7.2 8/24/06 @ TB
 7.0 (4x) 8/14/05 @ SD
 9/15/06 vs. LAA
 4/6/07 vs. BOS
 4/17/07 @ CWS

INNINGS PITCHED (RELIEVER)

3.0 5/18/05 vs. STL
 2.2 (4x) 7/15/05 vs. FLA
 7/18/08 @ CWS
 8/3/08 vs. CWS
 8/16/08 @ NYY

WINNING STREAKS

3 Aug. 19-Sept. 9, 2006



45

DOUG WAECHTER

RHP**HEIGHT:** 6-4**WEIGHT:** 227**BATS/THROWS:** R/R**OPENING DAY AGE:** 28**BORN:** January 28, 1981 (St. Petersburg, FL) **RESIDES:** St. Petersburg, FL**M.L. SERVICE:** 3 years, 86 days**SIGNED THRU:** 2009**ACQUIRED:** Signed as a Major League free agent, December 11, 2008

2008

- ▶ Established a career best with 48 appearances as one of the anchors of a strong Florida bullpen...spent his first full professional season pitching in relief.
- ▶ After signing with the Marlins in the offseason, began the year at Albuquerque (AAA) before having his contract purchased on April 18.
- ▶ Earned wins in his final four decisions of the season, establishing a career-long winning streak.
- ▶ Spent 3 weeks on the D.L. in August with right shoulder inflammation.
- ▶ Pitched 2.0 or more innings 12 times and posted a 1.15 ERA (31.1 IP, 4 ER) in those outings.
- ▶ Held right-handed hitters to a .216 (30-for-139) average while lefties hit .303 (33-for-109) against him.
- ▶ Pitched well in Interleague play against the A.L., posting a 1.23 ERA in 7 outings (14.2 IP, 2 ER)...tossed 4.2 scoreless innings over 2 outings against Kansas City in May.

2007

- ▶ Started the season on the D.L. as he recovered from his surgery in October 2006...pitched well in rehab appearances at Hudson Valley and Vero Beach, but did not make an appearance in the Majors.
- ▶ Tossed a 6.0-inning no-hitter on August 19 while with Vero Beach....struck out 34 and walked just 5 in his 43.2 innings at Vero.

2006

- ▶ Opened the season in the Rays starting rotation, but struggled to find consistency...ended up making 17 appearances for Durham...underwent right shoulder surgery following the season on October 11...the surgery was performed by Dr. Koco Eaton.

2005

- ▶ Began the season with Triple-A Durham but was recalled on April 15 and made 29 appearances for Tampa Bay, including 25 starts...missed 3 weeks from June 29 to July 25 with tendinitis in his right middle finger.

2004

- ▶ Officially made the Rays' Opening Day roster, but was optioned to Durham before the game to make room for outfielder Charles Gipson...was leading all A.L. rookie hurlers with 50.2 innings when he suffered a strained tendon in his right middle finger and had to be placed on the D.L. on June 9...missed 79 games.

2003

- ▶ After beginning the season at Class AA Orlando, got his first taste of the big leagues in late August.
- ▶ Made his Major League debut on August 27 at Seattle and worked 2.1 scoreless innings, earning the win...struck out his first batter faced, Edgar Martinez.
- ▶ Tossed a complete-game two-hit shutout in his first Major League start on September 3 vs. Seattle for a 7-0 win...walked 2 and struck out 7 in 100 pitches...became the first Ray and ninth American Leaguer since 1970 to toss a complete-game shutout in his first big league start.
- ▶ While still in the minors, started the Hall of Fame Game vs. Philadelphia in Cooperstown on June 16.

Minor League Notes

- ▶ Jumped three levels in 2002 in the Rays organization, finishing the season with Orlando (AA).
- ▶ Tossed a no hitter on August 10, 2000, in his first full professional season for Hudson Valley.

ROYALS

REVIEW

HISTORY

RECORDS

OPPONENTS

SCOUTING/PLAYER DEV.

MEDIA & MISC.



Miscellaneous Notes

- ▶ Douglas Michael Waechter...last name is pronounced "WECK-ter"...resides in St. Petersburg, Fla., with his wife, Kristin.
- ▶ Graduated from Northeast High in St. Petersburg, Fla...was a closer and starter on the baseball team and quarterback on the football team, leading the squad to a winning streak of 33 games, a county record.
- ▶ Was a highly-recruited player out of high school and signed to play football at the University of South Florida, but chose baseball after being selected by the Rays.
- ▶ Became a certified scuba diver in Puerto Rico in 2005.
- ▶ Family has long been involved in a Christian ministry team that visits prisons throughout the Tampa area...his older brother, Peter, was a defensive lineman at The Citadel (SC).

Waechter's Career Statistics

Year	Club	W-L	ERA	G	GS	CG	SHO	SV	IP	H	R	ER	HR	IBB	BB	SO	WP	BK
1999	Princeton	0-5	9.77	11	7	0	0	0	35.0	46	45	38	2	4	35	38	21	1
2000	Hudson Valley	4-4	2.35	14	14	2	2	0	72.2	53	23	19	2	4	37	58	7	3
2001	Charleston (SC)	8-11	4.34	26	26	1	0	0	153.1	179	97	74	14	5	38	107	12	3
2002	Charleston (SC)	3-3	3.47	7	7	0	0	0	36.1	39	20	14	2	2	16	36	1	2
	Bakersfield	6-3	2.66	17	17	0	0	0	108.1	114	43	32	9	1	29	101	8	0
	Orlando	1-3	9.00	4	4	1	0	0	18.0	27	20	18	4	0	13	18	3	1
2003	Orlando	5-3	4.13	13	12	0	0	0	76.1	74	39	35	6	0	19	45	1	0
	Durham	3-3	3.33	10	10	0	0	0	51.1	51	25	19	9	0	12	35	3	0
	TAMPA BAY	3-2	3.31	6	5	1	1	0	35.1	29	13	13	4	1	15	29	0	0
2004	Durham	0-2	6.75	8	8	0	0	0	29.1	33	22	22	11	1	17	22	1	0
	TAMPA BAY	5-7	6.01	14	14	0	0	0	70.1	68	54	47	20	4	33	36	1	1
2005	Durham	0-2	9.22	3	3	0	0	0	13.2	17	14	14	3	1	5	16	0	1
	TAMPA BAY	5-12	5.62	29	25	0	0	0	157.0	191	109	98	29	3	38	87	4	2
2006	TAMPA BAY	1-4	6.62	11	10	0	0	0	53.0	67	40	39	6	5	19	25	0	0
	Durham	1-12	8.32	17	15	1	0	0	79.0	129	82	73	7	0	24	45	6	0
2007	Vero Beach	4-4	4.74	9	9	1	1	0	43.2	53	23	23	6	2	5	34	3	0
	@Hudson Valley	2-1	1.42	4	4	1	0	0	19.0	16	5	3	1	0	0	12	0	0
2008	Jupiter	0-0	5.40	2	0	0	0	0	1.2	3	3	1	0	0	0	2	1	0
	Albuquerque	1-0	4.22	2	2	0	0	0	10.2	17	5	5	3	0	2	4	0	0
	FLORIDA	4-2	3.69	48	0	0	0	0	63.1	63	29	26	7	2	21	46	2	0
	@Gulf Coast Marlins	0-0	0.00	1	1	0	0	0	1.0	1	0	0	0	0	0	2	0	0
Minor League Totals		38-56	4.68	148	139	7	3	0	749.1	852	466	390	79	21	252	575	67	11
A.L. Totals		14-25	5.62	60	54	1	1	0	315.2	355	216	197	59	13	105	177	5	3
N.L. Totals		4-2	3.69	48	0	0	0	0	63.1	63	29	26	7	2	21	46	2	0
Major League Totals		18-27	5.30	108	54	1	1	0	379.0	418	245	223	66	15	126	223	7	3

@ - Minor league rehab assignment

Waechter's Career Transactions

- 1999 Selected by the Tampa Bay Rays in the 3rd round of the June Free Agent Draft...signed by Kevin Elfering
- 2004 Placed on the 15-day D.L. (strained tendon in right middle finger), June 9...reinstated on September 6
- 2005 Placed on the 15-day D.L. (right index finger tendinitis), June 29...reinstated on July 25
- 2007 Signed by the Florida Marlins as a minor league free agent, November 27
- 2008 Placed on the 15-day D.L. (right shoulder inflammation), August 7...reinstated on August 26
Signed by the Kansas City Royals as a Major League free agent, December 11

Waechter's Single Game Bests

STRIKEOUTS (RELIEVER)

- 3 (5x) 8/27/03 @ SEA
- 4/17/05 @ BOS
- 6/28/05 vs. TOR
- 4/23/06 @ TEX
- 6/26/08 vs. TB

STRIKEOUTS (STARTER)

- 7 (2x) 9/3/03 vs. SEA
- 7/25/05 vs. BOS

INNINGS PITCHED (RELIEVER)

- 5.0 6/3/05 @ SEA
- 4.2 6/28/05 vs. TOR
- 4.1 6/26/08 vs. TB
- 4.0 4/29/08 vs. LAD

INNINGS PITCHED (STARTER)

- 9.0 (2x) 9/3/03 vs. SEA (CG)
- 8/16/05 vs. NYY
- 8.0 6/13/05 vs. MIL

COMPLETE GAMES

- Sept. 3, 2003 vs. Seattle

WINNING STREAKS

- 4 July 12-Sept. 3, 2008
- 3 Aug. 27-Sept. 9, 2003



Waechter's Career Fielding

POSITION	PCT.	G	PO	A	E	TC	DP
Pitcher	.867	108	20	19	6	45	1

Waechter's M.L. Batting Totals

	AVG.	AB	H	HR	RBI
M.L. Totals	.125	8	1	0	0

Waechter's 2008 and Career Breakdown

		2008						Career							
vs.	League	W-L	S	ERA	G	IP	H	ER	W-L	S	ERA	G	IP	H	ER
vs.	American League	-	-	-	-	-	-	-	0-3	0	6.67	5	27.0	35	20
	Baltimore	-	-	-	-	-	-	-	1-3	0	6.10	8	38.1	48	26
	Boston	-	-	-	-	-	-	-	1-0	0	1.50	1	6.0	4	1
	Chicago	-	-	-	-	-	-	-	1-1	0	3.78	3	16.2	16	7
	Cleveland	-	-	-	-	-	-	-	0-1	0	7.71	1	2.1	7	2
	Detroit	-	-	-	-	-	-	-	1-0	0	5.06	6	21.1	22	12
	Kansas City	0-0	0	0.00	2	4.2	2	0	1-2	0	5.66	3	20.2	22	13
	Los Angeles	-	-	-	-	-	-	-	1-1	0	5.84	2	12.1	11	8
	Minnesota	-	-	-	-	-	-	-	1-4	0	5.83	9	46.1	55	30
	New York	-	-	-	-	-	-	-	0-2	0	4.91	4	14.2	11	8
	Oakland	0-1	0	0.00	2	2.0	1	0	3-1	0	3.41	6	31.2	29	12
	Seattle	0-0	0	0.00	1	2.0	2	0	0-0	0	3.00	2	6.0	4	2
	Tampa Bay	0-0	0	3.00	2	6.0	4	2	0-2	0	4.60	4	15.2	16	8
	Texas	-	-	-	-	-	-	-	3-3	0	6.10	7	38.1	44	26
	Toronto	-	-	-	-	-	-	-							
vs.	National League	W-L	S	ERA	G	IP	H	ER	W-L	S	ERA	G	IP	H	ER
vs.	Atlanta	1-0	0	1.17	7	7.2	5	1	1-0	0	1.17	7	7.2	5	1
	Chicago	0-0	0	0.00	2	1.2	1	0	0-0	0	0.00	2	1.2	1	0
	Cincinnati	0-0	0	12.27	2	3.2	8	5	0-0	0	9.00	3	9.0	14	9
	Colorado	0-0	0	5.40	4	3.1	3	2	0-0	0	5.40	4	3.1	3	2
	Florida	-	-	-	-	-	-	-	0-1	0	5.27	2	13.2	15	8
	Los Angeles	1-0	0	0.00	2	5.0	2	0	1-0	0	0.00	2	5.0	2	0
	Milwaukee	0-0	0	0.00	2	2.1	0	0	1-0	0	2.61	3	10.1	8	3
	New York	1-0	0	1.42	5	6.1	6	1	1-0	0	1.42	5	6.1	6	1
	Philadelphia	1-1	0	9.00	8	6.0	10	6	1-1	0	9.00	8	6.0	10	6
	St. Louis	0-0	0	0.00	2	1.1	1	0	0-1	0	8.44	3	5.1	8	5
	San Diego	0-0	0	10.13	2	2.2	7	3	0-0	0	10.13	2	2.2	7	3
	San Francisco	0-0	0	0.00	1	3.2	1	0	0-1	0	6.35	2	5.2	5	4
	Washington	0-0	0	10.80	4	5.0	10	6	0-0	0	10.80	4	5.0	10	6
Monthly		W-L	S	ERA	G	IP	H	ER	W-L	S	ERA	G	IP	H	ER
	March/April	0-0	0	1.00	5	9.0	6	1	1-3	0	4.58	16	55.0	54	28
	May	0-0	0	1.53	9	17.2	11	3	2-9	0	5.40	25	108.1	119	65
	June	0-2	0	5.00	10	18.0	17	10	4-6	0	5.19	19	67.2	70	39
	July	3-0	0	5.06	13	10.2	11	6	4-0	0	4.15	15	21.2	23	10
	August	0-0	0	4.91	4	3.2	9	2	2-2	0	3.89	10	41.2	50	18
	September/October	1-0	0	8.31	7	4.1	9	4	5-7	0	6.70	23	84.2	102	63
Situational Pitching		W-L	S	ERA	G	IP	H	ER	W-L	S	ERA	G	IP	H	ER
	Home	3-0	0	2.92	23	37.0	33	12	12-11	0	5.11	55	211.1	228	120
	Road	1-2	0	4.78	25	26.1	30	14	6-16	0	5.53	53	167.2	190	103
	Before ASG	1-2	0	3.33	29	48.2	41	18	8-18	0	5.21	65	235.0	250	136
	After ASG	3-0	0	4.91	19	14.2	22	8	10-9	0	5.44	43	144.0	168	87
	Starter	-	-	-	-	-	-	-	12-24	0	5.88	54	298.1	342	195
	Reliever	4-2	0	3.69	48	63.1	63	26	6-3	0	3.12	54	80.2	76	28

Waechter's Career By Ballpark

Ballpark	W-L	S	ERA	G	IP	ER	Ballpark	W-L	S	ERA	G	IP	ER
Camden Yards	0-2	0	6.88	3	17.0	13	Turner Field	0-0	0	1.93	4	4.2	1
Fenway Park	0-3	0	7.27	4	17.1	14	Wrigley Field	0-0	0	0.00	2	1.2	0
U.S. Cellular Field	1-0	0	1.50	1	6.0	1	Great American	0-0	0	6.14	2	7.1	5
Progressive Field	0-1	0	0.00	1	4.1	0	Coors Field	0-0	0	3.38	3	2.2	1
Comerica Park	0-1	0	7.71	1	2.1	2	Dolphin Stadium	3-0	0	2.92	23	37.0	12
Kauffman Stadium	0-0	0	5.23	2	10.1	6	Dodger Stadium	1-0	0	0.00	1	1.0	0
Angel Stadium	0-2	0	6.92	2	13.0	10	Miller Park	0-0	0	0.00	1	1.0	0
Metrodome	1-0	0	2.57	1	7.0	2	Shea Stadium	0-0	0	0.00	2	3.0	0
Old Yankee Stadium	0-1	0	6.28	3	14.1	10	Citizens Bank Park	0-1	0	19.29	3	2.1	5
McAfee Coliseum	0-1	0	0.00	2	2.0	0	Busch Stadium	0-0	0	0.00	2	1.1	0
Safeco Field	2-1	0	3.86	4	16.1	7	PETCO Park	0-0	0	81.00	1	0.1	3
Tropicana Field	9-11	0	5.57	33	176.0	109	Nationals Park	0-0	0	27.00	1	0.2	2
Rangers Ballpark	0-1	0	4.32	2	8.1	4							
Rogers Centre	1-2	0	6.65	4	21.2	16							

2009 KANSAS CITY ROYALS

Senior Vice President-Baseball Operations/General Manager: Dayton Moore

Manager: Trey Hillman (22)

Coaching Staff: John Gibbons (12), Rusty Kuntz (18), Bob McClure (33), John Mizerock (50), Dave Owen (6), Kevin Seitzer (36)

Special Assignment Coach: Eddie Rodriguez (59)

Bullpen Catcher: Bill Duplissea

No. Pitchers (18)	B-T	Ht.	Wt.	Born	Birthplace	2008 Club
49 John Bale	L-L	6-4	203	05-22-74	Cheverly, MD	KANSAS CITY Omaha
19 Brian Bannister	R-R	6-2	217	02-28-81	Scottsdale, AZ	NW Arkansas
47 Henry Barrera	R-R	6-0	196	11-25-85	Montebello, CA	KANSAS CITY Wilmington
28 Kyle Davies	R-R	6-2	218	09-09-83	Decatur, GA	Omaha KANSAS CITY
40 Kyle Farnsworth	R-R	6-4	233	04-14-76	Wichita, KS	NEW YORK-AL DETROIT
41 Jimmy Gobble	L-L	6-3	208	07-19-81	Bristol, TN	KANSAS CITY Omaha
23 Zack Greinke	R-R	6-2	192	10-21-83	Orlando, FL	KANSAS CITY
44 Luke Hochevar	R-R	6-5	210	09-15-83	Denver, CO	Omaha KANSAS CITY
37 Devon Lowery	L-R	6-1	215	03-24-83	Lincolnton, NC	NW Arkansas Omaha KANSAS CITY
32 Ron Mahay	L-L	6-2	193	06-28-71	Crestwood, IL	KANSAS CITY
55 Gil Meche	R-R	6-3	214	09-08-78	Lafayette, LA	KANSAS CITY
57 Joel Peralta	R-R	5-11	193	03-23-76	Bonao, DR	Omaha KANSAS CITY
62 Julio Pimentel	R-R	6-1	195	12-14-85	La Romana, DR	NW Arkansas
52 Horacio Ramirez	L-L	6-1	221	11-24-79	Carson, CA	Omaha KANSAS CITY
53 Carlos Rosa	R-R	6-1	208	09-21-84	San Francisco de Macoris, DR	NW Arkansas Omaha KANSAS CITY
48 Joaquin Soria	R-R	6-3	204	05-18-84	Monclova, Mexico	KANSAS CITY
51 Robinson Tejeda	R-R	6-3	248	03-24-82	Bani, DR	Oklahoma TEXAS
45 Doug Waechter	R-R	6-4	227	01-28-81	St. Petersburg, FL	KANSAS CITY Albuquerque FLORIDA GCL Marlins Jupiter
No. Catchers (3)	B-T	Ht.	Wt.	Born	Birthplace	2008 Club
14 John Buck	R-R	6-3	230	07-07-80	Kemmerer, WY	KANSAS CITY
21 Miguel Olivo	R-R	6-0	229	07-15-78	Villa Vasquez, DR	KANSAS CITY
38 Brayan Peña	S-R	5-11	247	01-07-82	Havana, Cuba	ATLANTA Omaha
No. Infielders (13)	B-T	Ht.	Wt.	Born	Birthplace	2008 Club
30 Mike Aviles	R-R	5-9	203	03-13-81	Manhattan, NY	Omaha KANSAS CITY
8 Willie Bloomquist	R-R	5-11	195	11-27-77	Bremerton, WA	SEATTLE
16 Billy Butler	R-R	6-2	240	04-18-86	Orange Park, FL	KANSAS CITY Omaha
13 Alberto Callaspo	S-R	5-10	175	04-19-83	Maracay, Venezuela	KANSAS CITY Omaha
3 Esteban Germán	R-R	5-9	165	01-26-78	Santo Domingo, DR	KANSAS CITY
7 Ross Gload	L-L	6-1	190	04-05-76	Brooklyn, NY	KANSAS CITY
4 Alex Gordon	L-R	6-1	220	02-10-84	Lincoln, NE	KANSAS CITY
58 Tug Hulett	L-R	5-10	185	02-28-83	Springfield, IL	Tacoma SEATTLE
17 Mike Jacobs	L-R	6-3	215	10-30-80	Chula Vista, CA	FLORIDA
25 Kila Ka'aihue	L-R	6-3	221	03-29-84	Kailua, HI	NW Arkansas Omaha KANSAS CITY
39 Mario Lissón	R-R	6-2	210	05-31-84	Caracas, Venezuela	NW Arkansas
1 Tony Peña, Jr.	R-R	6-2	180	03-23-81	Santiago, DR	KANSAS CITY
43 Ryan Shealy	R-R	6-5	250	08-29-79	Ft. Lauderdale, FL	Omaha KANSAS CITY
No. Outfielders (6)	B-T	Ht.	Wt.	Born	Birthplace	2008 Club
15 Shane Costa	L-R	6-0	220	12-12-81	Visalia, CA	Omaha
2 Coco Crisp	S-R	6-0	180	11-01-79	Los Angeles, CA	BOSTON
9 David DeJesus	L-L	6-0	185	12-20-79	Brooklyn, NY	KANSAS CITY
11 José Guillén	R-R	5-11	195	05-17-76	San Cristobal, DR	KANSAS CITY
35 Mitch Muijer	L-R	6-2	211	06-30-82	Petoskey, MI	Omaha KANSAS CITY
24 Mark Teahen	L-R	6-3	220	09-06-81	Redlands, CA	KANSAS CITY

Roster as of Feb. 23, 2009

40-MAN ROSTER

Head Athletic Trainer: Nick Swartz; Assistant Athletic Trainers: Frank Kyte, Jeff Stevenson

Head Team Physician: Dr. Steve Joyce; Strength and Conditioning Coach: Ty Hill

Physical Therapist: Jeff Blum; Massage Therapist: Ken Hurt

Senior Director of Team Travel/Clubhouse Operations: Jeff Davenport; Video Coordinator: Mark Topping

W-L	ERA	G	GS	CG	SV	IP	H	R	ER	BB	SO	MLS
0-3	4.39	13	3	0	0	26.2	29	13	13	6	14	3.016
0-3	10.80	10	7	0	0	11.2	17	14	14	5	8	
0-0	5.40	2	1	0	0	1.2	3	1	1	0	3	
9-16	5.76	32	32	1	0	182.2	215	127	117	58	113	2.158
0-3	2.81	42	0	0	4	57.2	47	21	18	24	78	0.000
6-2	2.03	11	11	0	0	57.2	47	22	13	21	38	3.046
9-7	4.06	21	21	0	0	113.0	121	57	51	43	71	
1-2	3.65	45	0	0	1	44.1	43	18	18	17	43	9.100
1-1	6.75	16	0	0	0	16.0	27	14	12	5	18	
0-2	8.81	39	0	0	0	31.2	39	31	31	23	27	4.142
1-1	5.65	8	4	0	0	14.1	16	9	9	9	16	
13-10	3.47	32	32	1	0	202.1	202	87	78	56	183	4.057
1-1	2.60	3	3	0	0	17.1	11	7	5	6	12	1.017
6-12	5.51	22	22	0	0	129.0	143	84	79	47	72	
1-0	0.69	9	0	0	2	13.0	8	2	1	5	17	0.027
1-1	2.12	31	0	0	5	59.1	48	19	14	30	43	
0-0	10.38	5	0	0	0	4.1	6	5	5	2	6	
5-0	3.48	57	0	0	0	64.2	61	27	25	29	49	7.137
14-11	3.98	34	34	0	0	210.1	204	98	93	73	183	8.029
1-0	0.00	10	0	0	2	18.2	9	0	0	6	19	3.100
1-2	5.98	40	0	0	0	52.2	56	37	35	14	38	
7-13	5.38	28	28	0	0	157.1	193	103	94	52	115	0.000
1-1	1.42	3	3	0	0	19.0	13	5	3	3	8	6.013
1-1	2.59	15	0	0	0	24.1	21	9	7	1	11	
0-3	7.62	17	0	0	0	13.0	24	11	11	8	2	
4-2	1.20	8	8	0	0	45.0	30	8	6	7	42	0.038
4-3	4.09	11	11	0	0	50.2	51	24	23	12	44	
0-0	2.70	2	0	0	0	3.1	3	1	1	0	3	
2-3	1.60	63	0	0	42	67.1	39	13	12	19	66	2.000
1-1	2.18	10	4	0	1	33.0	20	8	8	10	39	2.102
0-0	9.00	4	0	0	0	6.0	5	6	6	5	4	
2-2	3.20	25	1	0	0	39.1	22	17	14	19	41	
1-0	4.22	2	2	0	0	10.2	17	5	5	2	4	3.097
4-2	3.69	48	0	0	0	63.1	63	29	26	21	46	
0-0	0.00	1	1	0	0	1.0	1	0	0	0	2	
0-0	5.40	2	0	0	0	1.2	3	3	1	0	2	
AVG.	G	AB	R	H	2B	3B	HR	RBI	BB	SO	SB	MLS
.224	109	370	48	83	23	1	9	48	38	96	0	4.101
.255	84	306	29	78	22	0	12	41	7	82	7	5.171
.286	14	14	3	4	1	0	0	0	1	2	0	1.095
.303	60	234	33	71	17	1	6	31	26	17	7	
AVG.	G	AB	R	H	2B	3B	HR	RBI	BB	SO	SB	MLS
.336	51	214	42	72	21	6	10	42	11	23	3	0.123
.325	102	419	68	136	27	4	10	51	18	58	8	
.279	71	165	32	46	1	0	0	9	25	29	14	6.029
.275	124	443	44	122	22	0	11	55	33	57	0	1.102
.337	26	101	18	34	6	1	5	13	14	7	0	
.305	74	213	21	65	8	3	0	16	19	14	2	1.135
.188	4	16	5	3	0	0	0	0	1	4	0	
.245	89	216	30	53	14	3	0	22	18	42	7	4.008
.273	122	388	46	106	18	1	3	37	23	39	3	5.055
.260	134	493	72	128	35	1	16	59	66	120	9	2.000
.298	91	336	71	100	22	5	14	47	49	73	10	0.058
.224	30	49	2	11	1	0	1	2	5	17	0	
.247	141	477	67	118	27	2	32	93	36	119	1	3.047
.314	91	287	64	90	11	0	26	79	80	41	3	0.027
.316	33	114	27	36	4	0	11	21	24	26	0	
.286	12	21	4	6	0	0	1	1	3	2	0	
.225	130	476	57	107	23	3	14	65	33	105	31	0.000
.169	95	225	22	38	4	1	1	14	6	49	3	2.085
.283	111	400	53	113	22	0	22	65	55	93	0	2.029
.301	20	73	12	22	1	0	7	20	5	19	0	
AVG.	G	AB	R	H	2B	3B	HR	RBI	BB	SO	SB	MLS
.295	75	292	42	86	21	0	10	42	28	39	11	1.135
.283	118	361	55	102	18	3	7	41	35	59	20	5.158
.307	135	518	70	159	25	7	12	73	46	71	11	4.146
.264	153	598	66	158	42	1	20	97	23	106	2	11.051
.316	85	345	57	109	24	1	9	41	29	42	12	0.079
.286	34	91	9	26	1	1	0	9	2	18	0	
.255	149	572	66	146	31	4	15	59	46	131	4	3.155

2009 KANSAS CITY ROYALS

No.	Pitchers (12)	B-T	Ht.	Wt.	Born	Birthplace	2008 Club
73	Román Colón	R-R	6-6	237	08-13-79	Monte Cristi, DR	NW Arkansas Omaha
70	Danny Cortes	R-R	6-6	216	03-04-87	Pomona, CA	NW Arkansas
68	Lenny DiNardo	L-L	6-2	220	09-19-79	Miami, FL	OAKLAND Sacramento
31	Brandon Duckworth	R-R	6-1	212	01-23-76	Salt Lake City, UT	Omaha KANSAS CITY
64	Tim Hamulack	L-L	6-2	214	11-14-76	Ithaca, NY	Arizona Royals NW Arkansas
71	Victor Marte	R-R	6-2	267	11-08-80	Puerto Plata, DR	
66	Franquelis Osoria	R-R	6-0	209	09-12-81	Santiago, DR	PITTSBURGH Indianapolis
65	Heath Phillips	L-L	6-3	279	03-24-82	Evansville, IN	Scranton-WB Durham
56	Oscar Villarreal	R-R	6-0	200	11-22-81	Nuevo Leon, Mexico	HOUSTON Tacoma Colorado Springs
34	Jamey Wright	R-R	6-5	225	12-24-74	Oklahoma City, OK	TEXAS
67	Matt Wright	R-R	6-4	269	03-13-82	Waco, TX	Omaha
27	Yasuhiko Yabuta	R-R	6-2	189	06-19-73	Osaka, Japan	KANSAS CITY Omaha
No.	Catchers (6)	B-T	Ht.	Wt.	Born	Birthplace	2008 Club
74	Cody Clark	R-R	6-2	206	09-14-81	Fayetteville, AR	NW Arkansas Omaha
54	J.R. House	R-R	6-0	216	11-11-79	Charleston, WV	Round Rock HOUSTON
76	Jeff Howell	R-R	6-0	206	04-01-83	Melbourne, FL	Wilmington
77	John Suomi	L-R	5-11	201	10-05-80	Toronto, Canada	Reading Lehigh Valley
86	Kiel Thibault	R-R	6-0	200	03-02-84	Jerome, ID	NW Arkansas
26	Matt Tupman	L-R	5-11	186	11-25-79	Concord, NH	KANSAS CITY Omaha
No.	Infielders (2)	B-T	Ht.	Wt.	Born	Birthplace	2008 Club
46	Luis Hernández	S-R	5-10	182	06-26-84	Quibor, Venezuela	BALTIMORE Norfolk
69	Corey Smith	R-R	6-1	200	04-15-82	Plainfield, NJ	Arkansas Salt Lake
No.	Outfielders (4)	B-T	Ht.	Wt.	Born	Birthplace	2008 Club
78	José Duarte	R-R	5-10	165	03-07-85	Santa Lucia Edo Miranda, Venezuela	NW Arkansas
72	Chris Lubanski	L-L	6-3	210	03-24-85	Lansdale, PA	Omaha
63	Tommy Murphy	S-R	5-11	201	08-27-79	Suffern, NY	Columbus Albuquerque
75	Derrick Robinson	S-L	5-11	170	09-28-87	Gainesville, FL	Wilmington

Roster as of Feb. 23, 2009

ROYALS NUMERICAL ROSTER & PRONUNCIATION GUIDE

Numerical Roster		Pronunciation Guide	
1 Tony Peña, Jr.	SS	Mike Aviles	uh-VEE-less
2 Coco Crisp	OF	Alberto Callaspo	Ky-AWS-po
3 Esteban Germán	IF	Kyle Davies	DAY-vees
4 Alex Gordon	3B	David DeJesus	dub-HAY-soos
7 Ross Gload	1B/OF	José Duarte	DWAR-tay
8 Willie Bloomquist	IF/OF	Esteban Germán	HER-mon
9 David DeJesus	OF	Zack Greinke	GRAIN-key
11 José Guillén	OF	José Guillén	ho-SAY gee-YEN
13 Alberto Callaspo	IF	Luke Hochevar	HO-cha-vur
14 John Buck	C	Tug Hulett	HUGH-let
15 Shane Costa	OF	Kila Ka'aihue	KEY-luh Kuh-eye- HOO-ah
16 Billy Butler	1B	Mario Lissón	lee-SONE
17 Mike Jacobs	1B	Devon Lowery	DEH-vin
19 Brian Bannister	RHP	Ron Mahay	MAY-hay
21 Miguel Olivo	C	Mitch Maier	MY-er
23 Zack Greinke	RHP	Gil Meche	MESH
24 Mark Teahen	OF/IF	Franquelis Osoria	frank-ELLIS
25 Kila Ka'aihue	1B	Brayan Peña	pee-men
26 Matt Tupman	C	Julio Pimentel	TEE-oh
27 Yasuhiko Yabuta	RHP	Horacio Ramirez	hore-AH-see-o
28 Kyle Davies	RHP	Joakim Soria	WA-keem SORÉ-cc-uh
30 Mike Aviles	IF	John Suomi	SWO-me
31 Brandon Duckworth	RHP	Mark Teahen	TEA-en
33 Ron Mahay	LHP	Róbinson Tejeda	tuh-HAY-duh
34 Jamey Wright	RHP	Kiel Thibault	Kyle TEE-how
35 Mitch Maier	OF	Oscar Villarreal	VEE-ya-ray-al
37 Devon Lowery	RHP	Doug Waechter	WECK-tur
38 Brayan Peña	C	Yasuhiko Yabuta	Yah-soo-HEE-co Yah-BOO-tuh
39 Mario Lissón	IF		* - non-roster
40 Kyle Farnsworth	RHP		
41 Jimmy Gobble	LHP		
43 Ryan Shealy	1B		
44 Luke Hochevar	RHP		
45 Doug Waechter	RHP		
46 Luis Hernández*	IF		
47 Henry Barrera	RHP		
48 Joakim Soria	RHP		
49 John Balc	LHP		
51 Róbinson Tejeda	RHP		
52 Horacio Ramirez	LHP		
53 Carlos Rosa	RHP		
54 J.R. House*	C		
55 Gil Meche	RHP		
56 Oscar Villarreal*	RHP		
57 Joel Peralta	RHP		
58 Tug Hulett	IF		
62 Julio Pimentel	RHP		
63 Tommy Murphy*	IF/OF		
64 Tim Hamulack*	LHP		
65 Heath Phillips*	LHP		
66 Franquelis Osoria*	RHP		
67 Matt Wright*	RHP		
68 Lenny DiNardo*	LHP		
69 Corey Smith*	IF		
70 Danny Cortes*	RHP		
71 Victor Marte*	RHP		
72 Chris Lubanski*	OF		
73 Román Colón*	RHP		
74 Cody Clark*	C		
75 Derrick Robinson*	OF		
76 Jeff Howell*	OF		
77 John Suomi*	C		
78 José Duarte*	OF		
86 Kiel Thibault*	C		

NON-ROSTER INVITEES

W-L	ERA	G	GS	CG	SV	IP	H	R	ER	BB	SO	MLS
2-0	5.29	10	0	0	1	17.0	18	10	10	4	8	2.171
5-5	4.64	23	10	0	1	95.0	109	51	49	27	62	
10-4	3.78	23	23	0	0	116.2	103	51	49	55	109	0.000
1-2	7.43	11	2	0	0	23.0	31	20	19	13	12	3.130
6-5	6.69	15	13	0	0	71.1	107	56	53	16	49	
5-11	4.75	27	17	1	1	134.2	132	78	71	49	103	5.025
3-3	4.50	7	7	0	0	38.0	38	20	19	19	20	
0-1	4.50	3	0	0	0	4.0	4	2	2	1	4	0.129
0-1	1.96	18	0	0	6	23.0	13	5	5	1	23	
(Did Not Pitch)												
4-3	6.08	43	0	0	0	60.2	87	43	41	12	31	1.145
2-1	3.55	10	0	0	1	12.2	13	5	5	3	14	
3-4	5.50	35	4	0	0	55.2	67	39	34	22	43	0.027
1-1	2.86	9	3	0	0	22.0	23	7	7	11	18	
1-3	5.02	35	0	0	0	37.2	42	25	21	17	21	5.103
1-0	4.66	5	0	0	1	9.2	7	7	5	4	11	
0-1	6.23	3	3	0	0	13.0	17	11	9	7	7	
8-7	5.12	75	0	0	0	84.1	93	57	48	35	60	10.110
4-10	5.47	27	23	1	0	148.0	169	99	90	60	90	0.000
1-3	4.78	31	0	0	0	37.2	41	21	20	17	25	0.115
4-3	5.36	20	0	0	3	40.1	46	24	24	16	33	
AVG.	G	AB	R	H	2B	3B	HR	RBI	BB	SO	SB	MLS
.184	40	103	9	19	3	0	4	14	5	19	1	0.000
.667	1	3	1	2	0	1	1	1	0	0	0	
.306	127	454	63	139	25	0	18	60	53	52	1	0.116
.000	3	3	0	0	0	0	0	1	0	1	0	
.259	85	286	30	74	18	0	6	44	24	54	1	0.000
.236	32	106	14	25	5	1	3	13	9	12	0	0.000
.244	24	86	6	21	8	0	1	9	2	11	0	
.160	31	100	7	16	6	0	0	9	5	23	5	0.000
1.000	1	1	0	1	0	0	0	0	0	0	0	0.011
.229	81	288	36	66	10	1	4	34	22	44	0	
AVG.	G	AB	R	H	2B	3B	HR	RBI	BB	SO	SB	MLS
.241	36	79	9	19	1	0	0	3	7	11	2	0.125
.185	57	205	18	38	7	0	0	11	8	27	2	
.271	128	495	58	134	31	1	26	80	28	96	15	0.000
.174	7	23	1	4	0	0	1	2	2	8		
AVG.	G	AB	R	H	2B	3B	HR	RBI	BB	SO	SB	MLS
.250	133	528	68	132	19	2	10	47	50	91	28	0.000
.242	116	393	51	95	20	8	15	54	38	130	5	0.000
.286	70	266	49	76	15	3	2	15	32	71	19	0.161
.321	45	187	35	60	9	1	4	22	18	28	23	
.245	124	497	69	122	22	8	0	34	51	97	62	0.000

ROYALS ALPHABETICAL ROSTER

Alphabetical Roster

30 Mike Aviles.....	IF	44 Luke Hochevar.....	RHP	51 Robinson Tejeda.....	RHP
49 John Bale.....	LHP	76 Jeff Howell*.....	C	86 Kyle Thibault.....	C
19 Brian Bannister.....	RHP	58 Tug Hulett.....	IF	26 Matt Tupman*.....	C
47 Henry Barrera.....	RHP	17 Mike Jacobs.....	IB	56 Oscar Villarreal*.....	RHP
8 Willie Bloomquist.....	IF	25 Kila Ka'aihue.....	IB	45 Doug Waechter.....	RHP
14 John Buck.....	C	39 Mario Lissón.....	IF	34 Jamey Wright*.....	RHP
16 Billy Butler.....	OF	37 Devon Lowery.....	RHP	67 Matt Wright*.....	RHP
13 Alberto Callaspo.....	IF	72 Chris Lubanski*.....	OF	27 Yasuhiro Yabuta*.....	RHP
74 Cody Clark.....	C	32 Ron Mahay.....	LHP		
73 Román Colón*.....	RHP	35 Mitch Maier.....	OF		
70 Danny Cortes*.....	RHP	71 Victor Marte*.....	RHP		
15 Shane Costa.....	OF	55 Gil Meche.....	RHP		
2 Coco Crisp.....	OF	63 Tommy Murphy*.....	IF/OF		
28 Kyle Davies.....	RHP	21 Miguel Olivo.....	C		
9 David DeJesus.....	OF	66 Franquelis Osoira*.....	RHP		
68 Lenny DiNardo*.....	LHP	38 Brayan Peña.....	C		
78 José Duarte*.....	OF	1 Tony Peña, Jr.....	SS		
31 Brandon Duckworth*.....	RHP	57 Joel Peralta.....	RHP		
40 Kyle Farnsworth.....	RHP	65 Heath Phillips*.....	LHP		
3 Esteban Germán.....	IF	62 Julio Pimentel.....	RHP		
4 Alex Gload.....	1B/OF	52 Horacio Ramirez.....	LHP		
41 Jimmy Gobble.....	LHP	75 Derrick Robinson*.....	OF		
4 Alex Gordon.....	3B	53 Carlos Rosa.....	RHP		
23 Zack Greinke.....	RHP	43 Ryan Shealy.....	1B		
11 José Guillén.....	OF	69 Corey Smith*.....	IF		
64 Tim Hamulack*.....	LHP	48 Joakim Soria.....	RHP		
46 Luis Hernández*.....	IF	77 John Suomi*.....	C		
		24 Mark Teahen.....	3B		

* - non-roster

2009 NON-ROSTER INVITEES



74 CODY CLARK

C

HEIGHT: 6-2 WEIGHT: 206 BATS/THROWS: R/R
 OPENING DAY AGE: 27 (Turns 28 on September 14)
 BORN: September 14, 1981 (Fayetteville, AR) RESIDES: Conway, AR
 M.L. SERVICE: 0 days (rookie) SIGNED THRU: 2009
 ACQUIRED: Signed as a minor league free agent, October 26, 2006

2008

- ▶ Spent a majority of the season with his hometown NW Arkansas Naturals...resides minutes away from Springdale in Conway.
- ▶ Did make one appearance at Triple-A Omaha in May and tripled and homered in 3 at bats.

Career Notes

- ▶ Following a successful season in 2006 in which he hit .296 for Rome in the Braves system, signed with the Royals as a minor league free agent, October 26.
- ▶ Played 73 games for the Independent San Diego Surf Dawgs in 2005 before being signed by the Atlanta Braves as a minor league free agent on December 15, 2005.
- ▶ Selected by the Texas Rangers in the 11th round of the 2003 draft...signed by Mike Grouse.

Miscellaneous Notes

- ▶ Full name is **Douglas Cody Clark**...resides in Conway, Ark.
- ▶ Attended and played baseball at both the University of Arkansas (2001-02) and Wichita State University (2003)...graduated from Central Arkansas with a degree in health education in December, 2008.
- ▶ Originally drafted by the Toronto Blue Jays in the 48th round of the 2000 draft, but did not sign.

Clark's Career Statistics

Year	Club	AVG	G	AB	R	H	2B	3B	HR	RBI	SH	SF	HP	BB	SO	SB	CS	E
2003	Spokane	.209	38	129	22	27	7	0	2	12	0	0	5	9	21	0	0	3
2004	Clinton	.229	55	179	28	41	6	1	2	19	1	1	4	24	52	1	0	0
2005	Clinton	.059	6	17	4	1	1	0	0	2	0	2	1	6	5	0	0	1
	San Diego (Ind.)	.292	73	264	51	77	15	1	8	48	2	3	15	25	27	4	2	7
2006	Rome	.296	74	247	30	73	22	0	3	35	4	3	10	24	43	5	0	1
2007	Wilmington	.242	45	157	17	38	5	0	3	14	1	1	3	9	28	1	0	2
	Omaha	.286	3	7	1	2	1	0	1	2	1	0	0	0	0	0	0	0
2008	Northwest Arkansas	.184	40	103	9	19	3	0	4	14	1	1	2	5	19	1	1	2
	Omaha	.667	1	3	1	2	0	1	1	1	0	0	0	0	0	0	0	0
Minor League Totals		.241	262	842	112	203	45	2	16	99	10	8	25	77	168	8	1	9
Independent League Totals		.292	73	264	51	77	15	1	8	48	2	3	15	25	27	4	2	7

Clark's Career Transactions

- 2003 Selected by the Texas Rangers in the 11th round of the June Free Agent Draft...signed by Mike Grouse
- 2005 Signed by the San Diego Surf Dawgs
- Signed by the Atlanta Braves as a minor league free agent, December 15
- 2006 Signed by the Kansas City Royals as a minor league free agent, October 26



73 ROMAN COLON

RHP

HEIGHT: 6-6 WEIGHT: 237 BATS/THROWS: R/R
 OPENING DAY AGE: 29 (Turns 30 on August 13)
 BORN: August 13, 1979 (Monte Cristi, DR) RESIDES: Monte Cristi, DR
 M.L. SERVICE: 2 years, 171 days SIGNED THRU: 2009
 ACQUIRED: Trade with the Detroit Tigers, July 13, 2007

2008

- ▶ Split his 2008 season in the Royals chain with NW Arkansas (AA) and Omaha (AAA).

Career Notes

- ▶ Only made 1 appearance with Omaha in 2007 after being acquired by the Royals on July 13 in exchange for a player to be named...the player was later identified as Danny Christensen.
- ▶ Has appeared for parts of three seasons in the Majors with the Braves (2004-05) and Tigers (2005-06)...is 6-7 with a 5.03 ERA in 73 career appearances, including 8 starts.
- ▶ Established a career high with 5.1 innings of relief on May 25, 2006 at Kansas City.
- ▶ Earned his first Major League save on July 5, 2006 at Oakland, working the final 3.1 innings.
- ▶ Acquired by the Tigers from the Braves with Zach Miner in exchange for Kyle Farnsworth on July 31, 2005.
- ▶ Made his first Opening Day roster with the Braves in 2005.
- ▶ Picked up his first Major League win on August 30, 2004 vs. San Francisco.
- ▶ Made his Major League debut on August 21, 2004 at Los Angeles (NL).
- ▶ Underwent Tommy John surgery on his right elbow, missing the entire 2000 season.
- ▶ Selected as Jamestown's (A) Pitcher of the Year in 1999.

Miscellaneous Notes

- ▶ Full name is Román Benedicto Colón...resides in Monte Cristi, Dominican Republic.

Colón's Career Statistics

Year	Club	W-L	ERA	G	GS	CG	SHO	SV	IP	H	R	ER	HR	HB	BB	SO	WP	BK
1996	Dominican Braves	5-6	3.52	14	14	0	0	0	64.0	59	45	25	0	0	38	39	9	1
1997	Gulf Coast Braves	3-4	4.29	14	12	0	0	0	63.0	68	47	30	2	2	28	44	3	0
1998	Danville	1-7	5.77	13	13	0	0	0	73.1	92	59	47	7	2	28	53	11	0
1999	Jamestown	7-5	4.54	15	15	1	0	0	77.1	77	48	39	4	2	25	61	7	2
2000									(Injured - Did Not Pitch)									
2001	Macon	7-7	3.59	23	21	0	0	0	128.0	136	69	51	9	3	26	91	16	4
2002	Myrtle Beach	9-8	3.53	26	26	1	0	0	163.0	170	81	64	8	2	38	94	2	2
2003	Greenville	11-3	3.36	39	12	1	0	2	107.0	104	48	40	9	4	33	58	3	0
2004	Richmond	4-1	3.65	51	0	0	0	0	74.0	72	33	30	4	3	22	64	1	0
	Greenville	1-0	0.00	3	0	0	0	0	3.0	1	1	0	0	1	0	5	0	0
	ATLANTA	2-1	3.32	18	0	0	0	0	19.0	18	9	7	0	0	8	15	0	0
2005	ATLANTA	1-5	5.28	23	4	0	0	0	44.1	47	28	26	10	0	14	30	2	1
	Mississippi	0-0	1.17	2	2	0	0	0	7.2	6	1	1	0	0	2	7	0	0
	Richmond	1-1	1.93	3	3	0	0	0	14.0	12	3	3	0	1	5	9	2	1
	DETROIT	1-1	6.12	12	3	0	0	0	25.0	35	17	17	7	0	7	17	2	0
2006	Toledo	0-0	0.00	2	2	0	0	0	6.2	4	5	0	0	0	2	6	1	0
	DETROIT	2-0	4.89	20	1	0	0	1	38.2	46	21	21	6	1	14	25	6	0
2007	Toledo	0-1	3.60	6	0	0	0	0	10.0	10	4	4	0	0	8	6	1	0
	Erie	2-0	5.91	5	1	0	0	1	10.2	11	7	7	3	0	5	10	1	0
	Omaha	0-0	0.00	1	0	0	0	0	1.2	3	0	0	0	0	0	1	0	0
2008	NW Arkansas	2-0	5.29	10	0	0	0	1	17.0	18	10	10	1	0	4	8	2	0
	Omaha	5-5	4.64	23	10	0	0	1	95.0	109	51	49	15	2	27	62	5	0
Minor League Totals		58-48	3.93	250	131	3	0	5	915.1	952	512	400	62	22	291	618	64	10
A.L. Totals		3-1	5.37	32	4	0	0	1	63.2	81	38	38	13	1	21	42	8	0
N.L. Totals		3-6	4.69	41	4	0	0	0	63.1	65	37	33	10	0	22	45	2	1
Major League Totals		6-7	5.03	73	8	0	0	1	127.0	146	75	71	23	1	43	87	10	1

Colón's Career Transactions

- 1995 Signed by the Atlanta Braves as a non-drafted free agent, August 14
- 2005 Acquired by the Detroit Tigers along with RHP Zach Miner in exchange for RHP Kyle Farnsworth, July 31
- 2006 Placed on 15-day D.L. (herniated disk), August 14...transferred to 60-day D.L., September 15...reinstated on November 1
- 2007 Placed on 15-day D.L. (right elbow pain), March 31...transferred to 60-day D.L., July 14...reinstated on November 13
- Acquired by the Kansas City Royals in exchange for LHP Danny Christensen, July 13

ROYALS

REVIEW

HISTORY

RECORDS

OPPONENTS

SCOUTING/PLAYER DEV.

MEDIA & MISC.



ROMAN COLON (CONT.)

Colón's Career Fielding

POSITION	PCT.	G	PO	A	E	TC	DP
Pitcher	.938	73	7	8	1	16	0

Colón's M.L. Batting Totals

M.L. Totals	AVG.	AB	H	HR	RBI
	.000	7	0	0	0

Colón's 2008 and Career Breakdown

2008								Career							
vs. American League	W-L	S	ERA	G	IP	H	ER	W-L	S	ERA	G	IP	H	ER	
vs. Baltimore	-	-	-	-	-	-	-	0-0	0	0.00	1	6.0	4	0	
vs. Boston	-	-	-	-	-	-	-	1-1	0	6.10	5	10.1	12	7	
vs. Chicago	-	-	-	-	-	-	-	0-0	0	7.36	3	3.2	4	3	
vs. Cleveland	-	-	-	-	-	-	-	1-1	0	7.20	4	10.0	16	8	
vs. Kansas City	-	-	-	-	-	-	-	0-0	0	3.24	2	8.1	10	3	
vs. Los Angeles	-	-	-	-	-	-	-	0-0	0	0.00	1	0.2	0	0	
vs. Minnesota	-	-	-	-	-	-	-	0-0	0	1.50	2	6.0	10	1	
vs. New York	-	-	-	-	-	-	-	0-0	0	19.29	1	2.1	7	5	
vs. Oakland	-	-	-	-	-	-	-	0-1	1	8.10	5	10.0	11	9	
vs. Seattle	-	-	-	-	-	-	-	0-0	0	0.00	1	1.0	0	0	
vs. Tampa Bay	-	-	-	-	-	-	-	0-0	0	3.38	2	2.2	2	1	
vs. Toronto	-	-	-	-	-	-	-	0-0	0	9.00	4	4.0	6	4	
vs. National League	W-L	S	ERA	G	IP	H	ER	W-L	S	ERA	G	IP	H	ER	
vs. Chicago	-	-	-	-	-	-	-	1-0	0	0.96	3	9.1	9	1	
vs. Cincinnati	-	-	-	-	-	-	-	0-0	0	4.15	2	4.1	5	2	
vs. Colorado	-	-	-	-	-	-	-	0-0	0	0.00	1	1.0	0	0	
vs. Florida	-	-	-	-	-	-	-	0-1	0	5.54	7	13.0	14	8	
vs. Houston	-	-	-	-	-	-	-	0-0	0	7.71	3	2.1	3	2	
vs. Los Angeles	-	-	-	-	-	-	-	0-0	0	0.00	2	2.0	0	0	
vs. Milwaukee	-	-	-	-	-	-	-	0-1	0	6.23	1	4.1	5	3	
vs. New York	-	-	-	-	-	-	-	1-0	0	4.70	6	7.2	9	4	
vs. Philadelphia	-	-	-	-	-	-	-	0-1	0	4.50	4	4.0	3	2	
vs. Pittsburgh	-	-	-	-	-	-	-	1-0	0	2.70	3	3.1	4	1	
vs. St. Louis	-	-	-	-	-	-	-	0-0	0	0.00	1	2.0	3	0	
vs. San Diego	-	-	-	-	-	-	-	0-0	0	0.00	1	2.0	0	0	
vs. San Francisco	-	-	-	-	-	-	-	1-0	0	6.00	3	3.0	4	2	
vs. Washington	-	-	-	-	-	-	-	0-1	0	12.27	5	3.2	5	5	
Monthly	W-L	S	ERA	G	IP	H	ER	W-L	S	ERA	G	IP	H	ER	
March/April	-	-	-	-	-	-	-	0-0	0	3.86	8	7.0	4	3	
May	-	-	-	-	-	-	-	0-2	0	9.00	12	21.0	30	21	
June	-	-	-	-	-	-	-	1-2	0	3.57	10	22.2	22	9	
July	-	-	-	-	-	-	-	1-1	1	3.81	10	28.1	32	12	
August	-	-	-	-	-	-	-	3-0	0	5.79	17	23.1	28	15	
September/October	-	-	-	-	-	-	-	1-2	0	4.01	16	24.2	30	11	
Situational Pitching	W-L	S	ERA	G	IP	H	ER	W-L	S	ERA	G	IP	H	ER	
Home	-	-	-	-	-	-	-	4-4	0	5.64	42	75.0	93	47	
Road	-	-	-	-	-	-	-	2-3	1	4.15	31	52.0	53	24	
Before ASG	-	-	-	-	-	-	-	2-5	1	5.18	34	66.0	72	38	
After ASG	-	-	-	-	-	-	-	4-2	0	4.87	39	61.0	74	33	
Starter	-	-	-	-	-	-	-	1-3	0	4.33	8	35.1	45	17	
Reliever	-	-	-	-	-	-	-	5-4	1	5.30	65	91.2	101	54	

Colón's Career By Ballpark

Ballpark	W-L	S	ERA	G	IP	ER	Ballpark	W-L	S	ERA	G	IP	ER
Fenway Park	1-1	0	7.94	3	5.2	5	Turner Field	3-3	0	4.82	23	37.1	20
U.S. Cellular Field	0-0	0	7.36	3	3.2	3	Wrigley Field	0-0	0	0.00	2	2.1	0
Progressive Field	0-0	0	2.70	1	3.1	1	Dolphin Stadium	0-1	0	4.00	4	9.0	4
Comerica Park	1-1	0	6.45	19	37.2	27	Minute Maid Park	0-0	0	0.00	1	1.0	0
Kauffman Stadium	0-0	0	3.38	1	5.1	2	Dodger Stadium	0-0	0	0.00	2	2.0	0
Angel Stadium	0-0	0	0.00	1	0.2	0	Shea Stadium	0-0	0	3.60	3	5.0	2
Oakland Coliseum	0-0	1	0.00	1	3.1	0	PNC Park	1-0	0	2.70	3	3.1	1
Tropicana Field	0-0	0	0.00	1	1.0	0	PETCO Park	0-0	0	0.00	1	2.0	0
Rogers Centre	0-0	0	9.00	2	3.0	3	RFK Stadium	0-1	0	20.25	2	1.1	3

Colón's Single Game Bests

STRIKEOUTS (STARTER)

5	6/30/05 @ FLA
4	6/25/05 @ BAL
4	7/5/05 vs. CHI

STRIKEOUTS (RELIEVER)

5	8/27/05 @ BOS
3	7/17/05 @ NYM
3	9/1/05 @ CWS
3	5/19/06 vs. CIN
3	5/25/06 @ KC
3	7/25/06 @ CLE

INNINGS PITCHED (STARTER)

7.0	7/5/05 VS. CHI
6.0	6/25/05 vs. BAL
6.0	6/30/05 @ FLA

INNINGS PITCHED (RELIEVER)

5.1	5/25/06 @ KC
4.0	8/15/05 vs. BOS



70 DANNY CORTES

RHP

HEIGHT: 6-6 **WEIGHT:** 216 **BATS/THROWS:** R/R
OPENING DAY AGE: 22
BORN: March 4, 1987 (Pomona, CA) **RESIDES:** Pomona, CA
M.L. SERVICE: 0 days (rookie) **SIGNED THRU:** 2009
ACQUIRED: Trade with the Chicago White Sox, July 24, 2006

2008

- ▶ Received the first annual Paul Splittorff Pitcher of the Year Award, recognizing the organization's top pitcher... was honored at the Royals Awards Dinner in January, 2009 in Kansas City.
- ▶ Finished in a tie for 3rd in the Texas League in wins and 6th in ERA...won 8 of 9 decisions following the All-Star break including his final 6 decisions...was 4-0 with a 2.18 ERA in 6 starts down the stretch for the Naturals, leading the squad to the 2nd-half title.
- ▶ Pitched for the Surprise Rafters in the Arizona Fall League following the season.
- ▶ Rated as the 3rd-best Royals prospect by Baseball America entering the 2009 season and as the Royals top pitching prospect.

Career Notes

- ▶ Named by Baseball America as the 2nd-best prospect in the Royals system entering the 2008 season...also named as having the Best Fastball and Best Curveball in the Royals minors.
- ▶ Pitched for Class A Advanced Wilmington in 2007, going 6-2 with a 2.06 ERA in his final 10 starts...earned Carolina Pitcher of the Week honors in consecutive weeks to wrap up the season.
- ▶ Acquired by the Kansas City Royals with Tyler Lumsden in exchange for Mike MacDougal, July 24, 2006.
- ▶ Selected by the Chicago White Sox in the 7th round of the 2005 June Free Agent Draft...signed by Joe Butler and Dan Ontiveros.

Miscellaneous Notes

- ▶ Full name is **Daniel Adam Cortes**...resides in Pomona, Calif.
- ▶ Graduated from Garey High in Pomona...went 5-4 with a 1.63 ERA during his senior season.
- ▶ Participated in the 2009 Royals FanFest.

Cortes' Career Statistics

Year	Club	W-L	ERA	G	GS	CG	SHO	SV	IP	H	R	ER	HR	HB	BB	SO	WP	BK
2005	Bristol	1-4	5.17	15	7	0	0	0	38.1	44	23	22	2	4	13	38	3	0
2006	Kannapolis	3-9	4.01	20	19	0	0	0	107.2	109	61	48	6	5	38	96	12	0
	Burlington (A)	1-2	6.69	7	7	0	0	0	35.0	40	27	26	7	3	17	30	2	0
2007	Wilmington	8-8	3.07	24	24	0	0	0	123.0	102	50	42	7	8	45	120	11	0
2008	Northwest Arkansas	10-4	3.78	23	23	0	0	0	116.2	103	51	49	13	8	55	109	3	0
Minor League Totals		23-27	4.00	89	80	0	0	0	420.2	398	212	187	35	28	168	393	31	0

Cortes' Career Transactions

- 2005 Selected by the Chicago White Sox in the 7th round of the June Free Agent Draft...signed by Joe Butler and Dan Ontiveros
 2006 Acquired by the Kansas City Royals with LHP Tyler Lumsden in exchange for RHP Mike MacDougal, July 24

KC'S YOUNGEST MLB DEBUTS

Rk.	Name	ML Debut	Age Y/D	Opp.	W/L	Score	Notes
1.	Bret Saberhagen	4/04/84	19/359	vs NY	L	3-4	ND, 4.2 IP, 3 H, 0 R, 0 SO
2.	Andres Blanco	4/17/04	20/6	at MIN	L	4-8	0-3, SO
3.	Clint Hurdle	9/18/77	20/50	vs SEA	W	8-3	1-3, HR, 2 RBI, BB
4.	George Brett	8/02/73	20/79	at CWS	W	3-1	1-4, SO
5.	Mark Littell	6/14/73	20/148	at BAL	L	3-8	ND, 6.1 IP, 7 H, 1 ER, 2 SO
6.	Dee Brown	9/14/98	20/171	vs OAK	W	16-6	0-0, 1 R
7.	Zack Greinke	5/22/04	20/214	at OAK	L	4-5 (11)	ND, 5.0 IP, 5 H, 2 ER, 1 SO
8.	Buck Martinez	6/18/69	20/223	vs. OAK	L	4-16 (G1)	0-1
9.	Tom Gordon	9/08/88	20/295	vs. OAK	L	1-5	ND, 2.0 IP, 0 H, 0 R, 2 SO
10.	Jamie Quirk	9/04/75	20/317	at CWS	W	7-0	0-0, BB

ROYALS

REVIEW

HISTORY

RECORDS

OPPONENTS

SCOUTING/PLAYER DEV.

MEDIA & MISC.



68 LENNY DINARDO

LHP

HEIGHT: 6-2 WEIGHT: 220 BATS/THROWS: L/L
 OPENING DAY AGE: 29 (Turns 30 on September 19)
 BORN: September 19, 1979 (Miami, FL) RESIDES: Gainesville, FL
 M.L. SERVICE: 3 years, 130 days SIGNED THRU: 2009
 ACQUIRED: Signed as a minor league free agent, December 20, 2008

2008

- ▶ Opened the season with the Athletics, marking his third straight Opening Day roster appearance...struggled with the A's in 11 appearances, including 2 starts...also made 15 outings (13 starts) with Triple-A Sacramento.

Career Notes

- ▶ Claimed off waivers by the Oakland Athletics, February 14, 2007...recorded his first full season in the Majors in 2007, splitting his time between the bullpen and the starting rotation...struggled as a starter, but posted a 1-2 record and a 1.82 ERA in 15 relief appearances.
- ▶ Coaxed 27 double plays in 2007, which ranked 6th in the A.L...his 1.85 double plays per 9 innings paced the league and was the best ratio in Oakland history among pitchers with at least 100 innings pitched...the 1.85 mark was the best by an A.L. hurler since Bill Swift in 1988.
- ▶ Recorded his first Major League hit on June 10, 2007 at San Francisco off Matt Cain.
- ▶ Posted a career-high 5-game winning streak from July 18-August 19, 2007.
- ▶ Opened the 2006 season on Boston's Opening Day roster for the first time in his career...earned his first Major League win on May 7 vs. Baltimore in a 10-3 Red Sox victory...missed 92 games with a neck strain.
- ▶ Began the 2004 season with the Red Sox on the 15-day D.L. with a left shoulder strain...made his Major League debut on April 23 at Yankee Stadium, retiring the side in order in the ninth inning.
- ▶ After three minor league seasons in the Mets organization, was selected by the Boston Red Sox in the Major League Phase of the Rule 5 Draft, December 15, 2003.
- ▶ Selected by the New York Mets in the 3rd round of the 2001 June Free Agent Draft.
- ▶ Selected by the Boston Red Sox in the 10th round of the 1998 June Free Agent Draft but did not sign.

Miscellaneous Notes

- ▶ Full name is Leonard Edward DiNardo...resides in Gainesville, Fla.
- ▶ Graduated from Santa Fe (Fla.) High in 1998...pitched for three seasons at Stetson University in Deland, Fla.

DiNardo's Career Statistics

Year	Club	W-L	ERA	G	GS	CG	SHO	SV	IP	H	R	ER	HR	HB	BB	SO	WP	BK
2001	Brooklyn	1-2	2.00	9	5	0	0	0	36.0	26	10	8	0	1	17	40	4	0
2002	Capital City	5-5	4.35	24	19	0	0	1	101.1	106	60	49	3	13	56	103	11	0
2003	Binghamton	1-3	3.60	7	7	1	0	0	40.0	35	19	16	3	4	13	36	0	0
	St. Lucie	3-8	2.01	19	13	1	0	1	85.0	64	27	19	1	3	14	93	5	0
2004	Sarasota@	0-0	0.00	1	1	0	0	0	3.0	2	0	0	0	0	0	2	0	0
	Pawtucket@	0-0	0.00	1	1	0	0	0	3.0	3	0	0	0	0	0	4	0	0
	BOSTON	0-0	4.23	22	0	0	0	0	27.2	34	17	13	1	2	12	21	1	0
	Gulf Coast Red Sox@	0-0	0.00	2	1	0	0	0	3.0	3	0	0	0	0	0	5	0	0
	Portland	1-0	9.53	3	0	0	0	0	5.2	8	6	6	1	0	1	4	1	0
2005	Pawtucket	6-3	3.15	23	22	0	0	0	108.2	109	51	38	7	10	35	93	1	3
	BOSTON	0-1	1.84	8	1	0	0	0	14.2	13	6	3	1	0	5	15	1	0
2006	BOSTON	1-2	7.85	13	6	0	0	0	39.0	61	35	34	6	1	20	17	1	0
	Pawtucket@	0-0	12.00	2	2	0	0	0	3.0	5	4	4	1	0	1	2	0	0
	Gulf Coast Red Sox@	0-0	0.00	2	2	0	0	0	4.2	2	1	0	0	0	0	4	0	0
	Portland@	0-1	31.50	1	1	0	0	0	2.0	7	7	7	2	0	2	2	0	0
2007	OAKLAND	8-10	4.11	35	20	0	0	0	131.1	136	74	60	13	3	50	59	2	0
2008	OAKLAND	1-2	7.43	11	2	0	0	0	23.0	31	20	19	3	2	13	12	1	0
	Sacramento	6-5	6.69	15	13	0	0	0	71.1	107	56	53	7	5	16	49	2	0
Minor League Totals		23-27	3.86	109	87	2	0	2	466.2	477	241	200	25	36	155	437	24	3
Major League Totals		10-15	4.93	89	29	0	0	0	235.2	275	152	129	24	8	100	124	6	0

@ - rehab appearance

DiNardo's Career Transactions

- 2001 Selected by the New York Mets in the 3rd round of the June Free Agent Draft
- 2003 Selected by the Boston Red Sox in the Major League phase of the Rule 5 Draft, December 15
- 2004 Placed on 15-day D.L. (left shoulder strain), April 4...reinstated on April 19
- Placed on 15-day D.L. (left middle finger blister), July 5...transferred to 60-day D.L., September 5...reinstated on September 16
- 2006 Placed on 15-day D.L. (neck strain), May 22...transferred to 60-day D.L., July 13...reinstated on August 31
- 2007 Claimed off waivers by the Oakland Athletics, February 14
- 2008 Signed by the Kansas City Royals as a minor league free agent, December 20



DiNardo's Career Fielding

POSITION	PCT.	G	PO	A	E	TC	DP
Pitcher	.860	89	8	29	6	43	2

DiNardo's M.L. Batting Totals

	AVG.	AB	H	HR	RBI
M.L. Totals	.200	5	1	0	0

DiNardo's 2008 and Career Breakdown

vs. American League	2008							Career						
	W-L	S	ERA	G	IP	H	ER	W-L	S	ERA	G	IP	H	ER
vs. Baltimore	-	-	-	-	-	-	-	1-1	0	4.82	6	18.2	21	10
Boston	0-0	0	7.11	3	6.1	10	5	1-0	0	3.60	5	15.0	15	6
Chicago	-	-	-	-	-	-	-	1-0	0	3.65	4	12.1	13	5
Cleveland	1-0	0	3.60	1	5.0	6	2	2-0	0	3.06	7	17.2	19	6
Detroit	0-0	0	27.00	1	1.0	5	3	0-0	0	20.25	2	1.1	5	3
Kansas City	0-0	0	0.00	1	1.0	1	0	2-0	0	2.08	6	13.0	9	3
Los Angeles	-	-	-	-	-	-	-	1-2	0	4.56	5	23.2	23	12
Minnesota	-	-	-	-	-	-	-	0-1	0	2.08	2	8.2	12	2
New York	0-1	0	3.86	2	2.1	2	1	0-2	0	4.00	6	9.0	9	4
Oakland	-	-	-	-	-	-	-	0-0	0	0.00	3	3.0	3	0
Seattle	0-1	0	19.29	1	2.1	5	5	0-1	0	7.41	6	17.0	21	14
Tampa Bay	-	-	-	-	-	-	-	0-1	0	6.46	6	15.1	19	11
Texas	0-0	0	3.00	1	3.0	1	1	2-2	0	4.35	9	31.0	29	15
Toronto	0-0	0	9.00	1	2.0	1	2	0-2	0	8.88	11	24.1	38	24
vs. National League	W-L	S	ERA	G	IP	H	ER	W-L	S	ERA	G	IP	H	ER
vs. Atlanta	-	-	-	-	-	-	-	0-0	0	0.00	1	1.2	1	0
Colorado	-	-	-	-	-	-	-	0-0	0	0.00	1	1.0	2	0
New York	-	-	-	-	-	-	-	0-1	0	3.38	1	5.1	7	2
Philadelphia	-	-	-	-	-	-	-	0-1	0	14.73	2	3.2	11	6
St. Louis	-	-	-	-	-	-	-	0-1	0	12.27	1	3.2	7	5
San Diego	-	-	-	-	-	-	-	0-0	0	5.40	2	1.2	4	1
San Francisco	-	-	-	-	-	-	-	0-0	0	0.00	3	8.2	7	0
Monthly	W-L	S	ERA	G	IP	H	ER	W-L	S	ERA	G	IP	H	ER
March/April	1-1	0	10.57	4	7.2	15	9	1-3	0	6.10	17	38.1	56	26
May	0-0	0	9.00	1	2.0	1	2	2-2	0	3.86	24	42.0	41	18
June	-	-	-	-	-	-	-	2-2	0	3.82	11	33.0	38	14
July	0-1	0	2.84	4	6.1	4	2	2-3	0	3.76	11	38.1	37	16
August	0-0	0	7.71	2	7.0	11	6	3-1	0	5.72	9	39.1	49	25
September/October	-	-	-	-	-	-	-	0-4	0	6.04	17	44.2	54	30
Situational Pitching	W-L	S	ERA	G	IP	H	ER	W-L	S	ERA	G	IP	H	ER
Home	0-1	0	10.38	6	8.2	12	10	6-7	0	3.82	50	132.0	134	56
Road	1-1	0	5.65	5	14.1	19	9	4-8	0	6.34	39	103.2	141	73
Before ASG	1-1	0	10.24	5	9.2	16	11	5-8	0	4.51	55	123.2	147	62
After ASG	0-1	0	5.40	6	13.1	15	8	5-7	0	5.38	34	112.0	128	67
Starter	1-1	0	8.59	2	7.1	11	7	9-12	0	5.66	29	133.2	164	84
Reliever	0-1	0	6.89	9	15.2	20	12	1-3	0	3.97	60	102.0	111	45

DiNardo's Career By Ballpark

Ballpark	W-L	S	ERA	G	IP	ER	Ballpark	W-L	S	ERA	G	IP	ER
Camden Yards	0-0	0	12.27	1	3.2	5	Tokyo Dome	0-0	0	0.00	1	0.1	0
Fenway Park	1-1	0	3.41	26	58.0	22	Safeoco Field	0-0	0	21.00	1	3.0	7
U.S. Cellular Field	0-0	0	0.00	1	4.2	0	Tropicana Field	0-1	0	9.58	4	10.1	11
Progressive Field	2-0	0	2.70	4	13.1	4	Rangers Ballpark	1-1	0	5.14	5	14.0	8
Comerica Park	0-0	0	20.25	2	1.1	3	Rogers Centre	0-1	0	31.91	4	3.2	13
Kauffman Stadium	0-0	0	0.00	1	1.0	0	Turner Field	0-0	0	0.00	1	1.2	0
Angel Stadium	1-1	0	4.85	3	13.0	7	Coors Field	0-0	0	0.00	1	1.0	0
Metrodome	0-1	0	3.60	1	5.0	2	Shea Stadium	0-1	0	3.38	1	5.1	2
Old Yankee Stadium	0-1	0	5.40	4	5.0	3	Citizens Bank Park	0-1	0	18.00	1	2.0	4
Oakland Coliseum	5-6	0	4.15	25	82.1	38	AT&T Park	0-0	0	0.00	2	7.0	0

STRIKEOUTS (STARTER)

- 6 9/2/05 vs. BAL
- 5 5/7/06 vs. BAL
- 6/10/07 @ SF

STRIKEOUTS (RELIEVER)

- 5 7/7/07 vs. SEA
- 4/27/07 vs. TB
- 9/29/07 vs. LAA

DiNardo's Single Game Bests

INNINGS PITCHED (STARTER)

- 8.0 8/19/07 vs. KC
- 7.0 7/18/07 vs. TEX
- 6.2 7/24/07 @ LAA

INNINGS PITCHED (RELIEVER)

- 6.1 7/7/07 vs. SEA
- 6.0 8/2/08 @ BOS
- 4.2 5/22/07 @ CWS
- 9/29/07 vs. LAA
- 4.0 9/28/05 vs. TOR
- 4/27/07 vs. TB



78 JOSE DUARTE

HEIGHT: 5-10 WEIGHT: 165 BATS/THROWS: R/R

OPENING DAY AGE: 24

BORN: March 3, 1985 (Santa Lucia Edo Miranda, VZ) RESIDES: Santa Lucia Edo Miranda, VZ

M.L. SERVICE: 0 days (rookie) SIGNED THRU: 2009

ACQUIRED: Signed as a non-drafted free agent, May 24, 2004

2008

- ▶ Spent the season at Northwest Arkansas (AA), finishing second in the Texas League in bats, tied for third in games played and seventh in stolen bases...paced the league with 18 outfield assists.
- ▶ Stole 28 bases in 36 attempts, marking the third-straight season he's reached 28 or more steals...drew a career-high 50 walks, drove in a career-best 47 runs and blew by his previous career high with 10 home runs.

Career Notes

- ▶ Rated by Baseball America as having the best outfield arm in the Royals system entering the 2006, 2007 and 2008 seasons...also was named the best defensive outfielder in the Royals system entering 2008.
- ▶ Named Wilmington Player of the Year in 2007...led the Carolina League in hits, while finishing third in runs and fifth in stolen bases...was also a mid-season and postseason All-Star selections.
- ▶ Set a Royals minor league record recording 22 outfield assists in 2006 while with Burlington (IA).
- ▶ Signed with the Kansas City Royals as a non-drafted free agent, May 24...signed by Juan Indriago.

Miscellaneous Notes

- ▶ Full name is José Armando Duarte...resides in his hometown of Santa Lucia Edo Miranda, Venezuela.

Duarte's Career Statistics

Year	Club	AVG	G	AB	R	H	2B	3B	HR	RBI	SH	SF	HP	BB	SO	SB	CS	E
2004	Dominican Royals	.317	58	221	51	70	12	4	2	40	2	0	1	42	39	10	5	4
2005	Surprise Royals	.309	47	178	33	55	7	6	3	36	0	3	0	25	32	11	7	2
2006	Burlington (A)	.266	127	466	65	124	24	5	1	38	3	0	2	49	99	31	9	5
2007	Wilmington	.290	128	493	82	*143	26	5	1	42	7	1	3	48	77	34	13	1
2008	Northwest Arkansas	.250	133	528	68	132	19	2	10	47	3	4	0	50	91	28	8	5
Minor League Totals		.278	493	1886	299	524	88	22	17	203	15	8	6	214	338	114	42	17

* - led league

Duarte's Career Transactions

2004 Signed with the Kansas City Royals as a non-drafted free agent, May 24...signed by Juan Indriago

KC LARGEST COME-FROM-BEHIND WINS

Deficit	Date	Opponent	Situation	Inning	Final
9 runs	June 15, 1979	at Milwaukee	Down 11-2	Down 11-2	14-11
7 runs	September 6, 1978	at Oakland	Down 7-0	Down 7-0	11-8 (12 inn)
7 runs	June 7, 1984	Seattle	Down 7-0	Down 7-0	9-8
7 runs	July 17, 1991	Baltimore	Down 7-0	Down 7-0	9-8 (15 inn)
7 runs	July 16, 1997	at Milwaukee	Down 7-0	Down 7-0	12-10
7 runs	June 26, 1999	Cleveland	Down 7-0	Down 7-0	11-7
7 runs	June 8, 2006	Texas	Down 11-4	Down 11-4	16-12
7 runs	June 22, 2008	San Francisco	Down 10-3	Down 10-3	11-10

KC LARGEST BLOWN LEADS IN LOSS

Deficit	Date	Opponent	Situation	Inning	Final
9 runs	Aug. 23, 2006	Cleveland	Led 10-1	Led 10-1	lost 15-13
8 runs	June 18, 1993	at Oakland	Led 8-0	Led 8-0	lost 10-9
8 runs	July 3, 1999	at Cleveland	Led 8-0	Led 8-0	lost 9-8
7 runs	May 14, 1983	Detroit	Led 7-0	Led 7-0	lost 11-10
7 runs	May 20, 1985	at Texas	Led 7-0	Led 7-0	lost 8-7
7 runs	June 8, 1995	at Texas	Led 8-1	Led 8-1	lost 10-9 (10 inn)
7 runs	April 27, 2003	at Toronto	Led 8-1	Led 8-1	lost 10-9



31

BRANDON DUCKWORTH

RHP**HEIGHT:** 6-1**WEIGHT:** 212**BATS/THROWS:** R/R**OPENING DAY AGE:** 33**BORN:** January 23, 1976 (Salt Lake City, UT) **RESIDES:** Bluffdale, UT**M.L. SERVICE:** 5 years, 25 days**SIGNED THRU:** 2009**ACQUIRED:** Trade with the Pittsburgh Pirates, June 10, 2006

2008

- ▶ Opened the season at Omaha and spent the entire minor league season with the O-Royals before being purchased by Kansas City on August 24 for the remainder of the season.
- ▶ Made 7 starts for the Royals in the final 5 weeks, going 3-3 with a 4.50 ERA...earned a win in his 2008 debut on August 24 vs. Detroit, his first win in the Majors since September 25, 2007 at Chicago and his first win as a starter since June 24, 2006 vs. Milwaukee...finished the season with 3 straight quality starts.

Career Notes

- ▶ Won a spot in the 2007 Royals rotation, making the team as a non-roster invite out of Spring Training.
- ▶ Was 0-2 with a 4.02 ERA (15.2 IP, 21 H, 7 ER) in 3 starts in 2007 and 3-3 with 1 save and a 4.94 ERA (31.0 IP, 30 H, 17 ER) in 23 relief appearances...sinkerballer allowed just 3 home runs in 46.2 innings.
- ▶ Picked up his first Major League save on April 28, 2007 at Seattle in an 8-3 Royals win...allowed 3 hits in 3.0 scoreless innings.
- ▶ Tore his left oblique while facing the first batter on June 13, 2007 vs. St. Louis...was placed on the 15-day D.L. on June 14.
- ▶ Made 8 starts for KC in 2006, posting a 1-4 record and a 4.85 ERA (42.2 IP, 55 H, 23 ER)...was solid in his first 2 starts allowing just 4 runs in 11.1 innings for a 3.18 ERA.
- ▶ Took a 1-0 loss at Boston on July 18 after giving up 5 hits and 1 ER in 6.0 innings...was moved to the bullpen and went 0-1 with a 24.00 ERA (3.0 IP, 7 H, 8 ER) in 2 relief appearances before he was placed on the D.L. on July 31 with a right elbow strain.
- ▶ Underwent season-ending surgery on August 15 by Dr. Lewis Yocum in Los Angeles to remove bone chips in his right elbow...transferred to the 60-day D.L. on September 20.
- ▶ Acquired by the Royals from Pittsburgh for cash considerations on June 10, 2006...contract selected from Omaha on June 11.
- ▶ Spent his first full season in the Majors in 2002 with the Phillies, compiling an 8-9 record and a 5.41 ERA in 30 games (29 starts).
- ▶ Struck out the first 6 batters of the game in his start on August 5, 2002 vs. Los Angeles (N.L.), becoming the first Major League pitcher to strike out that many to begin a game since Jim Deshaies struck out a major league record 8 in a row on September 23, 1986 vs. the Dodgers.
- ▶ Was named the 2001 International League's Most Valuable Pitcher and Rookie of the Year while pitching for Scranton...was named to the Topps Triple-A All-Star team.
- ▶ Was the recipient of the Paul Owens Award as the best pitcher in the Philadelphia minor league system in 2000 after leading all Phillies farmhands in strikeouts (178)...also led the Eastern league in strikeouts.

Miscellaneous Notes

- ▶ **Brandon J. Duckworth**...resides in Bluffdale, Utah, with his wife, Janeen, and daughter, Sophia.
- ▶ Participated in the 2008 Royals Caravan and 2008 and 2009 FanFest.
- ▶ Graduated from Kearns (Utah) High School, where he was a member of the National Honor Society...attended the College of Southern Idaho and Cal State Fullerton...served as a spokesman for the Special Olympics in 2003.



BRANDON DUCKWORTH (CONT.)

Duckworth's Career Statistics

Year	Club	W-L	ERA	G	GS	CG	SHO	SV	IP	H	R	ER	HR	HB	BB	SO	WP	BK
1998	Piedmont	9-8	2.80	21	21	+5	+3	0	147.2	116	58	46	10	7	24	119	8	2
	Clearwater	6-2	3.74	9	9	1	1	0	53.0	64	25	22	2	1	22	46	4	0
1999	Clearwater	11-5	4.84	27	17	0	0	1	132.0	164	84	71	13	5	40	101	10	1
2000	Reading	13-7	3.16	27	27	1	0	0	165.0	145	70	58	17	7	52	*178	6	3
2001	Scranton/WB	*13-2	*2.63	22	20	2	1	0	147.0	122	46	43	14	7	36	150	5	0
	PHILADELPHIA	3-2	3.52	11	11	0	0	0	69.0	57	29	27	2	6	29	40	2	0
2002	PHILADELPHIA	8-9	5.41	30	29	0	0	0	163.0	167	103	98	26	7	69	167	10	0
2003	Reading @	0-0	4.50	1	1	0	0	0	2.0	1	1	1	1	0	0	2	0	0
	Clearwater @	0-0	1.00	2	2	0	0	0	9.0	3	1	1	1	0	2	11	0	0
	Scranton/WB	2-1	3.38	3	3	0	0	0	18.2	21	11	7	3	2	4	14	0	0
	PHILADELPHIA	4-7	4.94	24	18	0	0	0	93.0	98	58	51	12	10	44	68	5	0
2004	New Orleans	5-5	5.53	14	13	0	0	0	70.0	81	44	43	10	4	28	63	3	0
	HOUSTON	1-2	6.86	19	6	0	0	0	39.1	55	30	30	11	0	13	23	3	0
2005	Round Rock	8-6	4.62	20	19	0	0	0	115.0	138	68	59	17	3	37	89	4	0
	HOUSTON	0-1	11.02	7	2	0	0	0	16.1	24	20	20	4	5	7	10	0	0
2006	Indianapolis	8-3	2.42	12	12	0	0	0	74.1	67	23	20	4	3	23	57	4	0
	KANSAS CITY	1-5	6.11	10	8	0	0	0	45.2	62	36	31	3	2	24	27	4	0
2007	KANSAS CITY	3-5	4.63	26	3	0	0	1	46.2	51	30	24	3	1	23	21	7	0
	Wilmington @	0-1	9.00	2	2	0	0	0	4.0	6	4	4	0	0	2	5	0	0
	Omaha @	0-1	3.60	3	3	0	0	0	15.0	12	6	6	2	0	1	15	2	0
2008	Omaha	5-11	4.75	27	17	1	0	1	134.2	132	78	71	23	2	49	103	8	0
	KANSAS CITY	3-3	4.50	7	7	0	0	0	38.0	38	20	19	2	3	19	20	0	0
Minor League Totals		80-52	3.74	190	166	10	5	2	1087.1	1072	519	452	117	41	320	953	54	6
A.L. Totals		7-13	5.11	43	18	0	0	1	130.1	151	86	74	8	6	66	68	11	0
N.L. Totals		16-21	5.34	91	66	0	0	0	380.2	401	240	226	55	28	162	308	20	0
Major League Totals		23-34	5.28	134	84	0	0	1	511.0	552	326	300	63	34	228	376	31	0

* - Led League

@ - Tied for League Lead

@ - Minor League rehab appearance

Duckworth's Career Transactions

- 1997 Signed by the Philadelphia Phillies as a non-drafted free agent, August 13
- 2003 Acquired by the Houston Astros with RHP Taylor Buchholz and RHP Ezequiel Astacio in exchange for LHP Billy Wagner, November 3
- 2005 Signed by the Pittsburgh Pirates as a minor league free agent, December 6
- 2006 Acquired by the Kansas City Royals in exchange for cash considerations, June 10

Duckworth's Career Fielding

POSITION	PCT.	G	PO	A	E	TC	DP
Pitcher	.943	134	32	50	5	87	5

Duckworth's M.L. Batting Totals

	AVG.	AB	H	HR	RBI
M.L. Totals	.221	113	25	0	8

Duckworth's Single Game Bests

STRIKEOUTS (STARTER)

12	5/8/02 vs. HOU
11	4/16/02 @ FLA
10	4/5/02 vs. FLA
9	4/10/02 vs. ATL
9	6/21/02 vs. MIN
9	7/1/02 vs. NYM

STRIKEOUTS (RELIEVER)

4	8/17/02 vs. STL
4	9/9/03 @ ATL

INNINGS PITCHED (STARTER)

8.0	5/23/02 vs. NYM
7.1	7/1/02 vs. NYM

INNINGS PITCHED (RELIEVER)

4.0	5/28/07 vs. BAL
3.2	4/12/04 @ STL

WINNING STREAKS

3	April 26-May 17, 2003
---	-----------------------



Duckworth's 2008 and Career Breakdown

vs. American League	2008							Career						
	W-L	S	ERA	G	IP	H	ER	W-L	S	ERA	G	IP	H	ER
vs. Baltimore	-	-	-	-	-	-	-	0-2	0	3.93	5	18.1	24	8
Boston	-	-	-	-	-	-	-	0-1	0	1.50	1	6.0	5	1
Chicago	0-2	0	4.50	2	12.0	10	6	1-3	0	5.66	8	20.2	18	13
Cleveland	0-2	0	11.25	2	8.0	10	10	1-2	0	7.53	6	14.1	16	12
Detroit	4-0	0	4.91	4	22.0	28	12	5-2	0	4.12	8	39.1	46	18
Los Angeles	-	-	-	-	-	-	-	0-3	0	3.50	5	18.0	16	7
Minnesota	0-2	0	2.45	4	22.0	18	6	1-3	0	3.12	8	40.1	36	14
New York	-	-	-	-	-	-	-	0-1	0	27.00	1	0.2	1	2
Oakland	-	-	-	-	-	-	-	0-0	0	0.00	2	1.0	0	0
Seattle	2-0	0	3.00	2	12.0	10	4	2-1	1	3.63	5	22.1	21	9
Texas	-	-	-	-	-	-	-	0-0	0	37.80	1	1.2	5	7
vs. National League	W-L	S	ERA	G	IP	H	ER	W-L	S	ERA	G	IP	H	ER
vs. Arizona	-	-	-	-	-	-	-	0-0	0	6.55	2	11.0	11	8
Atlanta	-	-	-	-	-	-	-	0-3	0	6.81	9	35.2	40	27
Chicago	-	-	-	-	-	-	-	0-0	0	3.00	3	15.0	10	5
Cincinnati	-	-	-	-	-	-	-	1-0	0	5.06	5	16.0	17	9
Colorado	-	-	-	-	-	-	-	3-2	0	4.44	7	26.1	30	13
Florida	-	-	-	-	-	-	-	3-2	0	3.45	11	44.1	36	17
Houston	-	-	-	-	-	-	-	1-1	0	3.90	5	27.2	23	12
Los Angeles	-	-	-	-	-	-	-	3-1	0	3.89	7	34.2	40	15
Milwaukee	-	-	-	-	-	-	-	1-1	0	9.18	6	16.2	22	17
New York	-	-	-	-	-	-	-	1-3	0	6.05	7	38.2	43	26
Philadelphia	-	-	-	-	-	-	-	0-0	0	13.50	1	1.1	2	2
Pittsburgh	-	-	-	-	-	-	-	0-1	0	11.12	4	5.2	10	7
St. Louis	-	-	-	-	-	-	-	0-1	0	7.92	9	25.0	42	22
San Diego	-	-	-	-	-	-	-	1-0	0	4.50	1	6.0	4	3
San Francisco	-	-	-	-	-	-	-	1-0	0	8.49	4	11.2	18	11
Washington	-	-	-	-	-	-	-	1-4	0	6.04	10	50.2	54	34
Monthly	W-L	S	ERA	G	IP	H	ER	W-L	S	ERA	G	IP	H	ER
March/April	-	-	-	-	-	-	-	3-5	1	6.24	21	75.0	86	52
May	-	-	-	-	-	-	-	5-4	0	4.89	29	84.2	91	46
June	-	-	-	-	-	-	-	3-4	0	4.87	16	64.2	74	35
July	-	-	-	-	-	-	-	2-11	0	5.31	20	98.1	105	58
August	4-0	0	4.91	4	22.0	28	12	7-2	0	4.89	17	84.2	84	46
September/October	2-6	0	4.33	10	54.0	48	26	6-11	0	5.21	38	141.2	150	82
Situational Pitching	W-L	S	ERA	G	IP	H	ER	W-L	S	ERA	G	IP	H	ER
Home	4-4	0	5.57	8	42.0	44	26	15-14	0	4.64	67	275.1	273	142
Road	2-2	0	3.18	6	34.0	32	12	11-23	1	5.82	74	273.2	317	177
Before ASG	-	-	-	-	-	-	-	12-16	1	5.23	73	261.2	290	152
After ASG	6-6	0	4.50	14	76.0	76	38	14-21	0	5.23	68	287.1	300	167
Starter	6-6	0	4.50	14	76.0	76	38	23-33	0	5.06	91	478.0	507	269
Reliever	-	-	-	-	-	-	-	3-4	1	6.34	50	71.0	83	50

Duckworth's Career by Ballpark

Ballpark	W-L	S	ERA	G	IP	ER	Ballpark	W-L	S	ERA	G	IP	ER
Camden Yards	0-1	0	4.50	2	6.0	3	Chase Field	0-0	0	6.55	2	11.0	8
Feuway Park	0-1	0	1.50	1	6.0	1	Turner Field	0-2	0	13.11	5	11.2	17
U.S. Cellular Field	1-1	0	1.80	3	5.0	1	Wrigley Field	0-0	0	5.00	2	9.0	5
Progressive Field	0-0	0	0.00	2	2.1	0	Cinergy Field	1-0	0	1.29	1	7.0	1
Comerica Park	3-1	0	3.97	4	22.2	10	Great American	0-0	0	7.71	2	7.0	6
Kauffman Stadium	6-8	0	5.88	26	82.2	54	Coors Field	2-2	0	4.82	5	18.2	10
Angel Stadium	0-2	0	3.27	2	11.0	4	Dolphin Stadium	2-2	0	4.55	7	29.2	15
Metrodome	0-3	0	3.62	6	27.1	11	Minute Maid Park	1-1	0	5.34	13	32.0	19
Oakland Coliseum	0-0	0	-	1	0.0	0	Dodger Stadium	1-1	0	7.20	3	10.0	8
Safeco Field	0-1	1	8.10	2	3.1	3	Miller Park	0-0	0	9.00	3	3.0	3
Rangers Ballpark	0-0	0	37.80	1	1.2	7	Shen Stadium	0-1	0	4.58	3	17.2	9
							Veterans Stadium	9-6	0	4.00	31	175.1	78
							PNC Park	0-1	0	13.50	3	4.2	7
							Busch Stadium II	0-1	0	8.44	4	16.0	15
							Busch Stadium	0-0	0	7.71	1	4.2	4
							AT&T Park	0-0	0	21.60	1	1.2	4
							Olympic Stadium	0-2	0	6.55	5	22.0	16



64 TIM HAMULACK

LHP

HEIGHT: 6-2 WEIGHT: 214 BATS/THROWS: L/L
 OPENING DAY AGE: 32 (Turns 33 on November 14)
 BORN: November 14, 1976 (Ithaca, N.Y.) RESIDES: York, PA
 M.L. SERVICE: 129 days SIGNED THRU: 2009
 ACQUIRED: Signed as a minor league free agent, January 15, 2008

2008

- ▶ Opened the season on the D.L. before making 3 rehab appearances with the Surprise Royals (R) in June...was transferred to Northwest Arkansas (AA) on July 3 and played a key role in the Naturals winning the second-half title.

Career Notes

- ▶ Made just 7 appearances for Las Vegas (AAA) in the Dodgers organization in 2007 due to a left elbow strain.
- ▶ After being acquired by the Los Angeles Dodgers on January 4, 2006, made his first Opening Day roster that April...made a career-high 33 appearances for the Dodgers.
- ▶ Made his Major League debut for the Mets on September 2, 2005.
- ▶ Selected by the Royals in the minor league phase of the Rule 5 Draft, December 12, 2000...was sent to the Florida Marlins for cash on December 12, 2000.
- ▶ Led the Gulf Coast League in 1997 in appearances and finished second in saves.

Miscellaneous Notes

- ▶ Full name is **Timothy William Alexander Hamulack**...resides in York, Pa.
- ▶ Graduated from Edgewood (Md.) High in 1995...attended Montgomery Community College in Maryland.

Hamulack's Career Statistics

Year	Club	W-L	ERA	G	GS	CG	SHO	SV	IP	H	R	ER	HR	HB	BB	SO	WP	BK
1996	Gulf Coast Astros	4-1	2.33	22	0	0	0	2	27.0	23	9	7	1	2	13	24	1	0
1997	Gulf Coast Astros	1-1	4.20	*23	0	0	0	9	45.0	56	31	21	3	0	18	38	2	2
1998	Quad City	0-2	3.24	52	0	0	0	0	58.1	58	23	21	3	3	26	52	5	1
1999	Michigan	3-0	3.04	25	0	0	0	0	26.2	23	9	9	0	0	11	32	2	1
2000	Kissimmee	3-1	4.98	41	0	0	0	1	56.0	67	37	31	3	1	21	54	0	0
2001	Brevard County	2-4	3.15	40	0	0	0	1	71.1	83	42	25	3	3	21	39	1	0
2002	Portland	8-4	2.88	38	1	0	0	6	78.0	73	32	25	6	0	29	53	3	0
2003	Tacoma	1-0	3.86	10	0	0	0	0	14.0	16	6	6	1	0	8	12	0	0
	San Antonio	0-1	2.09	40	0	0	0	1	47.1	32	13	11	0	3	15	54	2	0
2004	Pawtucket	7-4	6.98	35	0	0	0	2	29.2	44	26	23	4	2	19	25	1	0
	Portland	2-0	3.52	7	0	0	0	0	15.1	16	6	6	0	0	7	16	1	0
2005	Binghamton	2-2	1.26	21	0	0	0	6	28.2	20	7	4	0	0	6	27	0	0
	Norfolk	3-1	1.02	28	0	0	0	6	35.1	20	5	4	1	1	9	34	2	0
	NEW YORK-NL	0-0	23.14	6	0	0	0	0	2.1	7	6	6	3	0	1	2	0	0
2006	LOS ANGELES-NL	0-3	6.35	33	0	0	0	0	34.0	36	28	24	7	2	22	34	2	1
	Las Vegas	0-1	1.42	28	0	0	0	3	38.0	30	9	6	1	1	26	44	2	0
2007	Las Vegas	0-1	4.00	7	0	0	0	1	9.0	6	4	4	1	1	1	13	1	0
	Surprise Royals	0-1	4.50	3	0	0	0	0	4.0	4	2	2	0	0	1	4	1	0
2008	Northwest Arkansas	0-1	1.96	18	0	0	0	6	23.0	13	5	5	2	0	1	23	0	0
Minor League Totals		36-25	3.12	438	1	0	0	44	606.2	584	266	210	29	17	232	544	24	4
Major League Totals		0-3	7.43	39	0	0	0	0	36.1	43	34	30	10	2	23	36	2	1

* - Led League

Hamulack's Career Transactions

- 1995 Selected by the Houston Astros in the 32nd round of the June Free Agent Draft...signed by Jim Pransky
- 2000 Selected by the Kansas City Royals in the Minor League phase of the Rule 5 Draft, December 12
Purchased by the Florida Marlins, December 12
- 2002 Signed by the Seattle Mariners as a minor league free agent, November 4
- 2003 Signed by the Boston Red Sox as a Major League free agent, November 20
- 2005 Signed by the New York Mets as a minor league free agent, January 14
- 2006 Acquired by the Los Angeles Dodgers with RHP Jae Seo in exchange for RHP Duaner Sanchez and RHP Steve Schmolz, January 4
- 2008 Signed by the Kansas City Royals as a minor league free agent, January 15

Hamulack's Single Game Bests

STRIKEOUTS (RELIEVER)

4 6/3/06 vs. PHI
 3 5/16/06 @ COL

INNINGS PITCHED (RELIEVER)

2.0 (5x) 4/22/06 vs. ARI
 5/16/06 @ COL
 5/31/06 @ ATL
 8/29/06 vs. CIN
 9/7/06 @ NYM



46

LUIS HERNANDEZ

INF

HEIGHT: 5-10 **WEIGHT:** 182 **BATS/THROWS:** S/R
OPENING DAY AGE: 24 (Turns 25 on June 26)
BORN: June 26, 1984 (Quibor, VZ) **RESIDES:** Quibor, VZ
M.L. SERVICE: 125 days **SIGNED THRU:** 2009
ACQUIRED: Signed as a minor league free agent, November 18, 2008

2008

- ▶ Made his first career Opening Day roster, breaking camp with the Baltimore Orioles...appeared in 36 games for Baltimore before being designated for assignment on June 2.
- ▶ Spent the remainder of the season at Triple-A Norfolk.

Career Notes

- ▶ Saw some time at the Major League level for the Orioles in 2007...made his Major League debut entering as a defensive replacement at shortstop on July 8 at Texas.
- ▶ Collected his first Major League hit, a double off the White Sox' Dewon Day, on July 12, 2007.
- ▶ Recorded his first career Major League home run on September 27, 2007 off Toronto's Brian Tallet.
- ▶ Claimed off waivers by the Baltimore Orioles on October 12, 2006.
- ▶ Led all Carolina League shortstops with a .977 fielding percentage for Myrtle Beach in 2004.
- ▶ Originally signed by the Atlanta Braves as a non-drafted free agent, September 16, 2000.

Miscellaneous Notes

- ▶ Full name is **Luis Armando Hernandez**...born and resides in Quibor, Venezuela.

Hernández' Career Statistics

Year	Club	AVG	G	AB	R	H	2B	3B	HR	RBI	SH	SF	HP	BB	SO	SB	CS	E
2002	Gulf Coast Braves	.254	53	201	34	51	8	4	0	20	1	0	4	19	29	11	6	3
2003	Rome	.231	111	337	27	78	4	1	2	25	18	0	2	24	42	7	3	20
2004	Myrtle Beach	.271	117	402	49	109	23	4	6	45	10	2	5	16	70	8	6	12
2005	Gulf Coast Braves	.250	1	4	1	1	0	0	1	1	0	0	0	0	2	0	0	1
	Mississippi	.243	122	415	47	101	12	5	2	32	6	3	4	41	56	5	5	21
2006	Richmond	.192	19	73	3	14	4	0	1	5	1	0	0	0	8	0	1	3
	Mississippi	.268	104	380	39	102	12	4	1	29	7	3	3	20	46	4	4	15
2007	Norfolk	.273	9	33	4	9	0	0	0	3	1	0	0	0	5	0	0	0
	Bowie	.242	92	364	42	88	15	6	0	37	6	4	1	18	50	6	5	12
	BALTIMORE	.290	30	69	5	20	2	0	1	7	1	0	0	1	10	2	2	3
2008	BALTIMORE	.241	36	79	9	19	1	0	0	3	3	2	0	7	11	2	0	3
	Norfolk	.185	57	205	18	38	7	0	0	11	3	0	0	8	27	2	2	6
	Minor League Totals	.245	685	2414	264	591	85	24	13	208	53	12	19	146	335	43	32	93
	Major League Totals	.264	66	148	14	39	3	0	1	10	4	2	0	8	21	4	2	6

Hernández' Career Transactions

- 2000 Signed by the Atlanta Braves as a non-drafted free agent, September 16...signed by Rolando Petit and Julian Perez
 2006 Claimed off waivers by the Baltimore Orioles, October 12
 2008 Signed by the Kansas City Royals as a minor league free agent, November 18

Hernández' Career Fielding

POSITION	PCT.	G	PO	A	E	TC	DP
Shortstop	.972	53	83	127	6	216	36
2nd Base	1.000	7	7	12	0	19	3
Outfield	---	1	0	0	0	0	0

ROYALS

REVIEW

HISTORY

RECORDS

OPPONENTS

SCOUTING/PLAYER DEV.

MEDIA & MISC.



LUIS HERNANDEZ (CONT.)

Hernández' 2008 and Career Breakdown

	2008					Career				
	AVG	AB	H	HR	RBI	AVG	AB	H	HR	RBI
vs. American League										
vs. Baltimore	-	-	-	-	-	-	-	-	-	-
Boston						.333	3	1	0	0
Chicago	.250	8	2	0	0	.267	15	4	0	1
Cleveland	-	-	-	-	-	-	-	-	-	-
Detroit	-	-	-	-	-	-	-	-	-	-
Kansas City	.333	6	2	0	0	.333	6	2	0	0
Los Angeles	.222	9	2	0	0	.385	13	5	0	0
Minnesota	-	-	-	-	-	-	-	-	-	-
New York	.286	7	2	0	0	.263	19	5	0	3
Oakland	.222	9	2	0	0	.235	17	4	0	0
Seattle	.273	11	3	0	3	.333	15	5	0	3
Tampa Bay	.235	17	4	0	0	.250	32	8	0	1
Texas	.200	5	1	0	0	.125	16	2	0	0
Toronto	.143	7	1	0	0	.250	12	3	1	2
vs. National League										
vs. Arizona	-	-	-	-	-	-	-	-	-	-
Atlanta	-	-	-	-	-	-	-	-	-	-
Chicago	-	-	-	-	-	-	-	-	-	-
Cincinnati	-	-	-	-	-	-	-	-	-	-
Colorado	-	-	-	-	-	-	-	-	-	-
Florida	-	-	-	-	-	-	-	-	-	-
Houston	-	-	-	-	-	-	-	-	-	-
Los Angeles	-	-	-	-	-	-	-	-	-	-
Milwaukee	-	-	-	-	-	-	-	-	-	-
New York	-	-	-	-	-	-	-	-	-	-
Philadelphia	-	-	-	-	-	-	-	-	-	-
Pittsburgh	-	-	-	-	-	-	-	-	-	-
St. Louis	-	-	-	-	-	-	-	-	-	-
San Diego	-	-	-	-	-	-	-	-	-	-
San Francisco	-	-	-	-	-	-	-	-	-	-
Washington	-	-	-	-	-	-	-	-	-	-
Monthly										
March/April	.250	52	13	0	3	.250	52	13	0	3
May	.222	27	6	0	0	.222	27	6	0	0
June	-	-	-	-	-	-	-	-	-	-
July	-	-	-	-	-	.344	32	11	0	4
August	-	-	-	-	-	.250	4	1	0	0
September/October	-	-	-	-	-	.242	33	8	1	3
Situational Hitting										
Home	.300	30	9	0	3	.338	68	23	1	10
Road	.204	49	10	0	0	.200	80	16	0	0
Day	.321	28	9	0	1	.277	47	13	0	3
Night	.196	51	10	0	2	.257	101	26	1	7
Natural Grass	.250	72	18	0	3	.276	134	37	1	10
Artificial Turf	.143	7	1	0	0	.143	14	2	0	0
Before ASG	.241	79	19	0	3	.238	80	19	0	3
After ASG	-	-	-	-	-	.294	68	20	1	7
vs. LHP	.200	15	3	0	2	.257	35	9	1	5
vs. RHP	.250	64	16	0	1	.265	113	30	0	5
with RISP	.231	13	3	0	3	.233	30	7	1	10
Bases Loaded	.000	1	0	0	0	.333	3	1	0	2
Pinch Hitter	.000	1	0	0	0	.000	4	0	0	0
Designated Hitter	-	-	-	-	-	-	-	-	-	-

Hernández' Career by Ballpark

Ballpark	AVG	AB	H	HR	RBI	Ballpark	AVG	AB	H	HR	RBI
Camden Yards	.338	68	23	1	10	Oakland Coliseum	.235	17	4	0	0
U.S. Cellular Field	.333	6	2	0	0	Safeco Field	.222	9	2	0	0
Kauffman Stadium	.333	6	2	0	0	Tropicana Field	.143	14	2	0	0
Angel Stadium	.222	9	2	0	0	Rangers Ballpark	.125	16	2	0	0
Old Yankee Stadium	.000	3	0	0	0						

Hernández' Single Game Bests

HITS	RBI
3 9/13/07 vs. LAA	2 (3x) 7/29/07 vs. NYY
	9/27/07 vs. TOR
	4/4/08 vs. SEA



54 J.R. HOUSE

C

HEIGHT: 6-0 WEIGHT: 216 BATS/THROWS: R/R
 OPENING DAY AGE: 29 (Turns 30 on November 11)
 BORN: November 11, 1979 (Charleston, WV) RESIDES: Ormond Beach, FL
 M.L. SERVICE: 116 days SIGNED THRU: 2009
 ACQUIRED: Signed as a minor league free agent, December 3, 2008

2008

- ▶ Spent a majority of the season at Round Rock (AAA) in the Astros organization.
- ▶ Appeared for the Astros in August and was 0-for-3 with an RBI and a strikeout in 3 pinch hitting appearances.

Career Notes

- ▶ Recorded his first big league homer for the Orioles on August 18, 2007 at Toronto off Jesse Litsch.
- ▶ Made his debut on September 27, 2003 and singled as a pinch hitter off the Cubs' Matt Clement.
- ▶ Underwent reconstructive surgery on his right elbow on September 10, 2002.
- ▶ Selected to play in the 2001 Futures Game in Seattle for the U.S. squad and grounded into a double play in his only at bat...was a Double-A All-Star with Altoona in 2001.
- ▶ Led the South Atlantic League in 2000 in hitting and home runs, falling 8 RBI shy of winning the triple crown... named the league's co-MVP with Josh Hamilton...was ranked as the Pirates' top prospect by Baseball America following the 2000 and 2001 seasons.

Miscellaneous Notes

- ▶ Full name is **James Roger House**...resides in Daytona Beach, Fla.
- ▶ Attended Nitro High in Charleston, WV, for the fall semesters of high school, where he played quarterback on the football team...set a then-national high school record with 14,457 yards passing...also set a national mark by tossing 10 touchdowns in the 1998 West Virginia Class-AAA championship game...earned the Kennedy Award, the state's "Mr. Football" award, in 1996 and 1998.
- ▶ Played baseball at Seabreeze High in Florida.
- ▶ Signed a letter of intent to play football at West Virginia University before selecting to play pro baseball.
- ▶ After being granted his release from the Pirates, was the No. 3 quarterback at West Virginia in 2005 and completed two passes for 38 yards during the season.

House's Career Statistics

Year	Club	AVG	G	AB	R	H	2B	3B	HR	RBI	SH	SF	HP	BB	SO	SB	CS	E
1999	Gulf Coast Pirates	.327	33	113	13	37	9	3	5	23	0	1	2	11	23	1	0	3
	Williamsport	.300	26	100	11	30	6	0	1	13	0	0	0	9	21	0	1	3
	Hickory	.273	4	11	1	3	0	0	0	0	0	0	0	0	3	0	0	0
2000	Hickory	.348*	110	420	78	146	29	1	23*	90	0	6	6	46	91	1	2	8
2001	Altoona	.258	112	426	51	110	25	1	11	56	0	2	5	37	103	1	1	7
2002	Gulf Coast Pirates	.313	5	16	3	5	2	0	1	2	0	0	0	3	1	0	0	0
	Altoona	.264	30	91	9	24	6	0	2	11	0	2	0	13	21	0	0	1
2003	Gulf Coast Pirates	.400	20	65	16	26	9	0	4	23	0	4	1	12	5	0	0	1
	Altoona	.333	20	63	12	21	6	0	2	11	0	0	0	5	11	0	0	1
	PITTSBURGH	1.000	1	1	0	1	0	0	0	0	0	0	0	0	0	0	0	0
2004	Nashville	.288	92	309	38	89	21	1	15	49	0	1	4	23	72	1	1	4
	PITTSBURGH	.111	5	9	1	1	1	0	0	0	0	0	0	0	2	0	0	0
2006	Round Rock	.412	31	114	25	47	15	0	5	36	0	4	1	9	15	0	0	3
	Corpus Christi	.325	97	379	58	123	23	2	10	69	0	8	4	32	44	2	2	7
	HOUSTON	.000	4	9	0	0	0	0	0	0	0	0	0	0	2	0	0	0
2007	Norfolk	.298	110	419	52	125	32	2	11	66	0	5	4	43	59	1	5	6
	BALTIMORE	.211	19	38	5	8	2	0	3	3	0	0	2	1	11	0	0	0
2008	Round Rock	.306	127	454	63	139	25	0	18	60	0	4	2	53	52	1	2	3
	HOUSTON	.000	3	3	0	0	0	0	0	1	0	0	0	0	1	0	0	0
Minor League Totals		.310	817	2980	430	925	208	10	108	509	0	37	29	296	521	8	14	47
A.L. Totals		.211	19	38	5	8	2	0	3	3	0	0	2	1	11	0	0	0
N.L. Totals		.091	13	22	1	2	1	0	1	1	0	0	0	0	5	0	0	0
Major League Totals		.167	32	60	6	10	3	0	3	4	0	0	2	1	16	0	0	0

* - led league

House's Career Transactions

- 1999 Selected by the Pittsburgh Pirates in the 5th round of the June Free Agent Draft...signed by Rob Sidwell
- 2006 Signed by the Houston Astros as a minor league free agent, January 25
- Signed by the Baltimore Orioles as a minor league free agent, November 14
- 2008 Signed by the Houston Astros as a minor league free agent, January 9
- Signed by the Kansas City Royals as a minor league free agent, December 3

House's Single Game Bests

HITS
 2 (2x) 8/18/07 @ TOR
 9/15/07 @ TOR

ROYALS

REVIEW

HISTORY

RECORDS

OPPONENTS

SCOUTING/PLAYER DEV.

MEDIA & MISC.



76 JEFF HOWELL

C

HEIGHT: 6-0 WEIGHT: 206 BATS/THROWS: R/R
 OPENING DAY AGE: 26
 BORN: April 1, 1983 (Melbourne, FL) RESIDES: Satellite Beach, FL
 M.L. SERVICE: 0 days (rookie) SIGNED THRU: 2009
 ACQUIRED: Selected in the 10th round of the 2005 Draft

2008

- ▶ Spent the entire season at Class A Advanced Wilmington.
- ▶ Struggled at Frawley Stadium, hitting .216 at home, but rebounded to hit .304 with 4 of his 6 home runs away from Wilmington...hit .295 with 2 home runs and 10 RBI in 19 games in August as the Blue Rocks made a run to the Carolina League playoffs...hit .302 with runners in scoring position.

Career Notes

- ▶ Spent all of 2006 and most of 2007 at Burlington (A)...did play two games for Wichita (AA) in 2007.
- ▶ Made his professional debut in 2005 at Idaho Falls and hit .346 in 39 games.

Miscellaneous Notes

- ▶ Full name is **Jeffrey Ryan Howell**...resides in Satellite Beach, Fla.
- ▶ Graduated from Merritt Island (Fla.) High in 2001.
- ▶ Selected by the Atlanta Braves in the 32nd round of the 2001 draft, but did not sign.
- ▶ Attended Indian River Community College and later received a degree in business marketing from Florida Southern College in 2005...was named to 2005 All-SCC team and helped lead Florida Southern to a Division II National Championship...collected 5 hits in the title game.

Howell's Career Statistics

Year	Club	AVG	G	AB	R	H	2B	3B	HR	RBI	SH	SF	HP	BB	SO	SB	CS	E
2005	Idaho Falls	.346	39	136	29	47	9	1	1	17	0	2	0	29	36	1	2	4
2006	Burlington (A)	.249	109	374	40	93	17	2	5	35	4	5	3	44	82	2	3	5
2007	Burlington (A)	.232	60	211	18	49	14	0	3	22	2	2	1	10	33	1	2	4
	Wichita	.600	2	5	0	3	1	0	0	0	0	0	0	1	0	0	0	0
2008	Wilmington	.259	85	286	30	74	18	0	6	44	0	2	4	24	54	1	3	8
Minor League Totals		.263	295	1012	117	266	59	3	15	118	6	11	8	107	206	5	10	21

Howell's Career Transactions

2005 Selected by the Kansas City Royals in the 10th round of the June Free Agent Draft...signed by Cliff Pastornicky





72 OF CHRIS LUBANSKI

HEIGHT: 6-3 **WEIGHT:** 210 **BATS/THROWS:** L/L
OPENING DAY AGE: 24
BORN: March 24, 1985 (Lansdale, PA) **RESIDES:** Collegeville, PA
M.L. SERVICE: 0 days (rookie) **SIGNED THRU:** 2009
ACQUIRED: Selected in the 1st round (5th overall) of the 2003 Draft

2008

- ▶ Spent his first full season at Triple-A Omaha...increased his numbers in the second half of the season, hitting .261 with a .325 on-base pct. and .536 slugging pct. following the All-Star break...struggled against left-handed pitchers, hitting .159 (14-for-88) with just 1 home run.

Minor League Notes

- ▶ Rated as the fourth-best prospect in the Royals system by Baseball America entering both the 2005 and 2006 seasons...was the second-best prospect entering the 2004 season.
- ▶ Spent the entire 2006 season at Wichita, leading the Texas League with 11 triples...also finished tied for first with 72 walks, second with 137 games played, tied for fourth with 524 at bats, fifth with 93 runs, tied for eighth with 148 hits, ninth with 249 total bases and tied for 10th with 34 doubles.
- ▶ Named the co-High Desert (A) Player of the Year in 2005 (Billy Butler), leading the California League in 116 RBI, which ranked tied for second in the minors...also finished second in the league with 28 homers and 72 extra-base hits and fifth with a .554 slugging pct...hit .867 (13-for-15) with 3 homers and 9 RBI in 3 games in the Cal League playoffs.
- ▶ Voted to the USA Baseball Board of Directors in 2005.
- ▶ Named 2004 Burlington (A) Player of the Year...also named to the Midwest league All-Star squad.
- ▶ Selected by the Royals in the first round (5th overall) of the 2003 June Free Agent Draft...signed by Sean Rooney and Deric Ladnier.

Miscellaneous Notes

- ▶ **Christopher Sebastian Lubanski** resides in Collegeville, Pa.
- ▶ Graduated from Kennedy-Kenrick Catholic High (Schwenksville, Pa.) in 2003...named Gatorade National Baseball Player of the Year and rated as 1 of the top 10 prospects in the 2003 Draft by Baseball America...also named the second-fastest baserunner among the top 100 draft prospects.
- ▶ Named MVP of the Catholic League's Southern Division after hitting .528 (38-for-72) with 36 runs, 10 triples, 6 home runs, 38 RBI and 20 steals as a senior...finished high school career with 158 hits, 25 doubles, 20 triples and 21 home runs in 105 games.
- ▶ Was a member of the 2002 USA Junior National Team, where he hit .415 (44-for-106) with 7 doubles, 6 triples, 8 home runs, 35 RBI and 13 steals.
- ▶ Turned down a scholarship offer from Florida State to sign with the Royals.

Lubanski's Career Statistics

Year	Club	AVG	G	AB	R	H	2B	3B	HR	RBI	SH	SF	HP	BB	SO	SB	CS	E
2003	Surprise Royals	.326	53	221	41	72	4	6	4	27	0	0	2	18	50	9	10	3
2004	Burlington (A)	.273	128	487	64	133	26	7	9	56	2	5	4	43	106	16	11	5
2005	High Desert	.301	126	531	91	160	38	6	28	*116	0	7	5	38	131	14	1	8
2006	Wichita	.282	137	524	93	148	34	*11	15	70	9	5	3	+72	112	11	7	7
2007	Wichita	.295	64	241	33	71	14	3	9	34	0	5	0	28	43	3	5	3
	Omaha	.208	49	168	20	35	6	1	6	22	3	3	0	16	48	0	3	3
2008	Omaha	.242	116	393	51	95	20	8	15	54	4	3	0	38	130	5	1	6
Minor League Totals		.279	672	2561	393	714	142	42	86	379	18	28	14	253	618	58	38	35

* - Led League

+ - Tied for League Lead

Lubanski's Career Transactions

- 2003 Selected by the Kansas City Royals in the 1st round (5th overall) of the June Free Agent Draft...signed by Sean Rooney and Deric Ladnier



71 VICTOR MARTE

RHP

HEIGHT: 6-2 WEIGHT: 267 BATS/THROWS: R/R
 OPENING DAY AGE: 28 (Turns 29 on November 8)
 BORN: November 8, 1980 (Puerto Plata, DR) RESIDES: Puerto Plata, DR
 M.L. SERVICE: 0 days (rookie) SIGNED THRU: 2009
 ACQUIRED: Signed as a non-drafted free agent, December 15, 2000

2008

- ▶ Made just one appearance in his final season with the Hiroshima Toyo Carp in Japan.
- ▶ Pitched for Lacey in the Dominican Winter League following the 2008 season...in 20 relief appearances, went 1-2 with 1 save and a 1.42 ERA...in 19 innings, allowed 11 hits, 7 runs, 3 earned runs, 8 walks and struck out 18...opponents hit just .175 against him.

Career Notes

- ▶ Pitched for parts of three seasons in Japan with the Hiroshima Toyo Carp from 2006-2008.
- ▶ Spent two seasons pitching for the Dominican Royals in Salcedo in 2000 and 2001.
- ▶ Placed on MLB's Disqualified List on April 12, 2002.

Miscellaneous Notes

- ▶ Full name is **Victor (Marte) Manuel Rodriguez**...prefers to go by Victor Marte.
- ▶ Attended Liceo Jose Debeau school in Puerto Plata, Dominican Republic.

Marte's Career Statistics

Year	Club	W-L	ERA	G	GS	CG	SHO	SV	IP	H	R	ER	HR	HB	BB	SO	WP	BK
2000	Dominican Royals	4-3	2.16	13	10	0	0	0	50.0	49	26	12	0	4	14	25	3	0
2001	Dominican Royals	6-5	4.02	16	13	0	0	1	65.0	74	43	29	2	3	17	51	8	0
2002									(Did not pitch - Disqualified List)									
2003									(Did not pitch - Disqualified List)									
2004									(Did not pitch - Disqualified List)									
2005									(Did not pitch - Disqualified List)									
2006	Hiroshima (Japan)	0-1	1.59	12	0	0	0	0	11.1	5	7	2	1	1	6	5	3	0
2007	Hiroshima (Japan)	0-1	8.31	17	0	0	0	0	17.1	28	16	16	2	2	10	13	1	0
2008	Hiroshima (Japan)	0-0	13.50	1	0	0	0	0	2.0	4	3	3	0	0	1	2	1	0
Minor League Totals		10-8	3.21	29	23	0	0	1	115.0	143	69	41	2	7	31	76	11	0
Japan Totals		0-2	6.16	30	0	0	0	0	30.2	37	26	21	3	3	17	20	5	0

Marte's Career Transactions

- 2000 Signed by the Kansas City Royals as a non-drafted free agent, December 15...signed by Luis Silverio and Rafael Vasquez
- 2002 Placed on the MLB Disqualified List, April 12
- 2009 Reinstated from MLB Disqualified List, January 6





63 TOMMY MURPHY

INF/OF

HEIGHT: 5-11 WEIGHT: 201 BATS/THROWS: S/R
 OPENING DAY AGE: 29 (Turns 30 on August 27)
 BORN: August 27, 1979 (Suffern, N.Y.) RESIDES: Boynton Beach, FL
 M.L. SERVICE: 161 days SIGNED THRU: 2009
 ACQUIRED: Signed as a minor league free agent, December 18, 2008

2008

- ▶ Split the season between the Washington and Florida organizations...combined to steal 42 bases in 52 attempts, besting his previous season high by 11...stole 23 bases in 27 attempts in just 45 games for Albuquerque, hitting .321 for the Isotopes.

Career Notes

- ▶ Has swiped 25 or more bases in 4 times in his career.
- ▶ Made the Angels Opening Day roster in 2007.
- ▶ Made Major League debut on May 4, 2006 at Detroit and recorded first hit, an RBI single, off the Tigers' Justin Verlander.
- ▶ Recorded his first Major League home run on May 27, 2006 vs. Baltimore off Adam Loewen.
- ▶ Posted his best offensive minor league season in 2005 with Arkansas (AA), leading the Texas League with 11 triples and finishing 4th in total bases (241) and 5th in extra-base hits (52).
- ▶ Began his professional career as a shortstop before converting to the outfield in 2004.

Miscellaneous Notes

- ▶ Thomas Christian Murphy resides in Boynton Beach, Fla.
- ▶ Graduated from Charlotte (Fla.) High and attended Florida Atlantic University in Boca Raton...earned Atlantic Sun Conference All-Academic honors in 1999 and 2000.

Murphy's Career Statistics

Year	Club	AVG	G	AB	R	H	2B	3B	HR	RBI	SH	SF	HP	BB	SO	SB	CS	E
2000	Boise	.225	55	213	38	48	18	1	2	25	1	1	5	15	52	14	7	19
2001	Cedar Rapids	.204	74	280	32	57	15	3	4	31	6	3	6	16	94	7	10	29
	Rancho Cucamonga	.190	50	200	16	38	8	0	0	11	1	0	1	5	69	7	3	13
2002	Cedar Rapids	.270	128	485	72	131	20	2	3	48	7	5	1	40	115	31	11	33
2003	Rancho Cucamonga	.267	132	565	74	151	25	6	11	43	7	3	8	31	138	24	12	36
2004	Arkansas	.260	129	477	77	124	24	6	7	45	9	5	1	36	113	27	5	7
2005	Arkansas	.288	135	500	85	144	24	*11	17	76	2	7	5	43	97	26	12	4
2006	Salt Lake	.302	73	285	43	86	16	3	7	36	2	1	3	19	62	6	13	2
	LOS ANGELES	.229	48	70	12	16	4	1	1	6	1	1	0	5	21	4	1	0
2007	LOS ANGELES	.184	20	38	2	7	1	0	0	2	0	0	1	0	9	0	0	0
	Salt Lake	.270	80	307	36	83	18	6	4	32	3	2	2	23	67	15	10	4
2008	Columbus	.286	70	266	49	76	15	3	2	15	6	1	1	32	71	19	6	2
	Albuquerque	.321	45	187	35	60	9	1	4	22	4	0	0	18	28	23	4	6
	Minor League Totals	.265	971	3765	557	998	192	42	61	384	48	28	33	278	906	199	93	155
	Major League Totals	.213	68	108	14	23	5	1	1	8	1	1	1	5	30	4	1	0

* - Led League

Murphy's Career Transactions

- 2000 Selected by the Los Angeles Angels in the 3rd round of the June Free Agent Draft...signed by Todd Claus.
- 2007 Signed by the Washington Nationals as a minor league free agent, November 27
- 2008 Signed by the Florida Marlins as a minor league free agent, July 3
Signed by the Kansas City Royals as a minor league free agent, December 18

Murphy's Single Game Bests

HITS		RBI	
3	5/6/07 vs. CWS	2 (2x)	6/25/06 @ ARI
2 (2x)	5/4/06 @ DET		5/14/07 @ TEX
	5/18/06 vs. TOR		

ROYALS

REVIEW

HISTORY

RECORDS

OPPONENTS

SCOUTING/PLAYER DEV.

MEDIA & MISC.



66 FRANQUELIS OSORIA

RHP

HEIGHT: 6-0 WEIGHT: 209 BATS/THROWS: R/R
 OPENING DAY AGE: 27 (Turns 28 on September 12)
 BORN: September 12, 1981 (Santiago, DR) RESIDES: Santiago, DR
 M.L. SERVICE: 1 year, 145 days SIGNED THRU: 2009
 ACQUIRED: Signed as a minor league free agent, December 2, 2008

2008

- ▶ Saw his most extensive work at the big league level in 2008, opening the season in the Pirates bullpen and making 43 relief appearances and working a career-best 60.2 innings.
- ▶ Earned the win on Opening Night in a 12-11, 11-inning win at Atlanta.

Career Notes

- ▶ Enters the 2009 season with a 4-9 career record and a 5.48 ERA in 104 relief appearances for the Dodgers and Pirates.
- ▶ Claimed off waivers by the Pittsburgh Pirates on December 12, 2006.
- ▶ Opened the 2006 season on the Dodgers Opening Day roster.
- ▶ After five seasons in the Dodgers minor league system, was recalled by Los Angeles on June 6, 2005 and made his Major League debut the next night vs. Detroit, retiring all 3 batters he faced.

Miscellaneous Notes

- ▶ **Franquelis Antonio Osoria** (name is pronounced "frank-ELLIS o-SORE-e-uh")...resides in Santiago, Dominican Republic.

Osoria's Career Statistics

Year	Club	W-L	ERA	G	GS	CG	SHO	SV	IP	H	R	ER	HR	HB	BB	SO	WP	BK
2000	Dominican Dodgers	3-4	2.52	13	12	0	0	0	64.1	58	33	18	1	10	23	46	10	0
2001	Dominican Dodgers	4-4	3.16	15	11	0	0	0	77.0	69	38	27	5	10	16	67	4	0
2002	Vero Beach	0-1	2.45	3	0	0	0	0	7.1	4	2	2	0	1	2	10	0	0
	South Georgia	2-2	3.32	21	1	0	0	1	43.1	40	22	16	1	2	13	30	3	0
2003	Vero Beach	3-6	3.00	33	3	0	0	6	75.0	69	34	25	4	5	19	53	5	1
2004	Las Vegas	0-0	6.48	4	0	0	0	0	8.1	13	6	6	0	1	1	3	0	0
	Jacksonville	8-5	3.67	51	0	0	0	5	81.0	71	36	33	2	5	18	73	3	0
2005	Las Vegas	6-4	2.62	40	0	0	0	9	55.0	63	18	16	3	4	13	35	3	0
	LOS ANGELES	0-2	3.94	24	0	0	0	0	29.2	28	14	13	3	3	8	15	0	0
2006	Las Vegas	2-2	4.35	44	0	0	0	2	51.2	81	31	25	2	6	21	28	5	0
	LOS ANGELES	0-2	7.13	12	0	0	0	0	17.2	27	14	14	4	1	9	13	0	0
2007	Indianapolis	2-5	2.63	39	0	0	0	11	54.2	51	22	16	3	8	19	33	1	0
	PITTSBURGH	0-2	4.76	25	0	0	0	0	28.1	33	16	15	3	4	8	13	2	0
2008	PITTSBURGH	4-3	6.08	43	0	0	0	0	60.2	87	43	41	10	4	12	31	0	0
	Indianapolis	2-1	3.55	10	0	0	0	1	12.2	13	5	5	1	0	3	14	1	0
Minor League Totals		32-31	3.21	273	27	0	0	35	530.1	532	247	189	22	52	148	392	35	1
N.L. Totals		4-9	5.48	104	0	0	0	0	136.1	175	87	83	20	12	37	72	2	0
Major League Totals		4-9	5.48	104	0	0	0	0	136.1	175	87	83	20	12	37	72	2	0

Osoria's Career Transactions

- 1999 Signed by the Los Angeles Dodgers as a non-drafted free agent, December 28...signed by Pablo Peguero and Ramon Perez
- 2006 Claimed off waivers by the Pittsburgh Pirates, December 12
- 2008 Placed on 15-day D.L. (right ankle injury), June 27...reinstated on July 12
- Signed by the Kansas City Royals as a minor league free agent, December 2

Osoria's Career Fielding

POSITION	PCT.	G	PO	A	E	TC	DP
Pitcher	.949	104	14	23	2	39	2

Osoria's M.L. Batting Totals

	AVG.	AB	H	HR	RBI
M.L. Totals	.133	15	2	0	1



Osoria's 2008 and Career Breakdown

	2008							Career						
	W-L	S	ERA	G	IP	H	ER	W-L	S	ERA	G	IP	H	ER
vs. American League	0-1	0	27.00	1	0.2	3	2	0-1	0	27.00	1	0.2	3	2
Baltimore	-	-	-	-	-	-	-	-	-	-	-	-	-	-
Boston	-	-	-	-	-	-	-	-	-	-	-	-	-	-
Chicago	0-0	0	13.50	1	2.0	4	3	0-0	0	13.50	1	2.0	4	3
Cleveland	-	-	-	-	-	-	-	-	-	-	-	-	-	-
Detroit	-	-	-	-	-	-	-	0-0	0	0.00	1	1.0	0	0
Kansas City	-	-	-	-	-	-	-	0-0	0	13.50	1	0.2	5	1
Los Angeles	-	-	-	-	-	-	-	0-0	0	27.00	1	1.0	3	3
Minnesota	-	-	-	-	-	-	-	0-0	0	0.00	1	1.1	1	0
New York	0-0	0	13.50	2	2.0	4	3	0-0	0	13.50	2	2.0	4	3
Oakland	-	-	-	-	-	-	-	-	-	-	-	-	-	-
Seattle	-	-	-	-	-	-	-	-	-	-	-	-	-	-
Tampa Bay	-	-	-	-	-	-	-	-	-	-	-	-	-	-
Texas	-	-	-	-	-	-	-	-	-	-	-	-	-	-
Toronto	0-0	0	16.20	1	1.2	3	3	0-0	0	16.20	1	1.2	3	3
vs. National League	W-L	S	ERA	G	IP	H	ER	W-L	S	ERA	G	IP	H	ER
Arizona	0-0	0	13.50	2	2.0	3	3	0-1	0	3.68	11	14.2	11	6
Atlanta	1-0	0	3.38	4	8.0	7	3	1-1	0	4.50	6	10.0	11	5
Chicago	0-0	0	6.00	7	9.0	12	6	0-1	0	4.67	11	17.1	14	9
Cincinnati	0-0	0	1.50	2	6.0	6	1	0-0	0	1.35	4	6.2	8	1
Colorado	0-0	0	0.00	3	3.0	3	0	0-0	0	3.86	11	11.2	15	5
Florida	0-1	0	7.36	3	3.2	8	3	0-1	0	7.36	3	3.2	8	3
Houston	1-0	0	0.00	1	2.0	0	0	1-0	0	2.63	10	13.2	13	4
Los Angeles	0-0	0	9.00	1	2.0	4	2	0-0	0	9.00	1	2.0	4	2
Milwaukee	0-0	0	0.00	2	2.0	0	0	0-1	0	6.14	6	7.1	6	5
New York	0-0	0	0.00	1	2.0	1	0	0-0	0	3.38	2	5.1	7	2
Philadelphia	0-0	0	0.00	1	1.1	1	0	0-0	0	0.00	1	1.1	1	0
Pittsburgh	-	-	-	-	-	-	-	0-0	0	7.20	4	5.0	8	4
St. Louis	1-1	0	9.00	6	7.0	15	7	1-1	0	10.38	9	8.2	19	10
San Diego	0-0	0	7.71	1	2.1	5	2	0-1	0	7.45	8	9.2	15	8
San Francisco	1-0	0	0.00	1	1.0	1	0	1-1	0	1.50	5	6.0	5	1
Washington	0-0	0	9.00	3	3.0	7	3	0-0	0	9.00	3	3.0	7	3
Monthly	W-L	S	ERA	G	IP	H	ER	W-L	S	ERA	G	IP	H	ER
March/April	1-1	0	6.10	14	20.2	33	14	1-2	0	5.14	23	35.0	49	20
May	1-0	0	2.75	12	19.2	19	6	1-1	0	5.48	15	23.0	30	14
June	1-1	0	11.25	10	12.0	23	15	1-1	0	9.87	15	17.1	32	19
July	1-1	0	6.48	7	8.1	12	6	1-1	0	4.80	13	15.0	17	8
August	-	-	-	-	-	-	-	0-0	0	1.98	12	13.2	16	3
September/October	-	-	-	-	-	-	-	0-4	0	5.29	26	32.1	31	19
Situational Pitching	W-L	S	ERA	G	IP	H	ER	W-L	S	ERA	G	IP	H	ER
Home	1-1	0	6.16	24	30.2	46	21	1-3	0	5.48	54	67.1	86	41
Road	3-2	0	6.00	19	30.0	41	20	3-6	0	5.48	50	69.0	89	42
Before ASG	3-3	0	6.58	38	53.1	79	39	3-5	0	6.40	61	83.0	120	59
After ASG	1-0	0	2.45	5	7.1	8	2	1-4	0	4.05	43	53.1	55	24
Starter	-	-	-	-	-	-	-	-	-	-	-	-	-	-
Reliever	4-3	0	6.08	43	60.2	87	41	4-9	0	5.48	104	136.1	175	83

Osoria's Career By Ballpark

Ballpark	W-L	S	ERA	G	IP	ER	Ballpark	W-L	S	ERA	G	IP	ER
Camden Yards	0-1	0	27.00	1	0.2	2	Minute Maid Park	1-0	0	0.87	8	10.1	1
U.S. Cellular Field	0-0	0	13.50	1	2.0	3	Dodger Stadium	0-2	0	4.82	21	28.0	15
Kauffman Stadium	0-0	0	13.50	1	0.2	1	Miller Park	0-1	0	9.00	2	3.0	3
Angel Stadium	0-0	0	27.00	1	1.0	3	Shea Stadium	0-0	0	0.00	1	2.0	0
Chase Field	0-1	0	4.50	2	4.0	2	PNC Park	1-1	0	6.49	36	43.0	31
Turner Field	1-0	0	5.40	2	3.1	2	Busch Stadium	1-0	0	5.40	4	5.0	3
Wrigley Field	0-1	0	7.27	5	8.2	7	PETCO Park	0-0	0	1.50	5	6.0	1
Great American	0-0	0	2.08	1	4.1	1	AT&T Park	0-1	0	3.00	2	3.0	1
Coors Field	0-0	0	4.15	8	8.2	4	Nationals Park	0-0	0	18.00	1	1.0	2
Dolphin Stadium	0-1	0	5.40	2	1.2	1							

Osoria's Single Game Bests

STRIKEOUTS (RELIEVER)		INNINGS PITCHED (RELIEVER)	
4 (2x)	4/26/06 @ HOU	4.1	5/28/08 @ CIN
	5/28/08 @ CIN	4.0	5/12/08 vs. ATL
3 (4x)	9/21/05 @ ARI	3.1	8/16/07 vs. NYM
	9/24/05 vs. PIT		9/21/07 @ CHI-NL
	4/17/06 vs. CHI-NL	3.0	9/21/05 @ ARI
	9/21/07 @ CHI-NL		4/17/06 vs. CHI-NL
			3/31/08 @ ATL



65 HEATH PHILLIPS

LHP

HEIGHT: 6-3 WEIGHT: 279 BATS/THROWS: L/L
 OPENING DAY AGE: 27
 BORN: March 24, 1982 (Evansville, IN) RESIDES: Evansville, IN
 M.L. SERVICE: 27 days (rookie) SIGNED THRU: 2009
 ACQUIRED: Signed as a minor league free agent, December 13, 2008

2008

- ▶ Opened the season in the New York Yankees organization and made 35 appearances (4 starts) with Scranton-Wilkes-Barre before finishing the season with 9 outings, including 3 starts, for the Rays' Triple-A affiliate in Durham.

Career Notes

- ▶ Saw his first Major League action as a September call-up for the White Sox in 2007...took the loss in his Major League debut on September 5 at Detroit...earned his first win on September 7 vs. Minnesota.
- ▶ Was selected to join Team USA for the IBAF World Cup in Chinese Taipei, but did not pitch.
- ▶ Named the International League's Most Valuable Pitcher in his first full season of Triple-A at Charlotte in 2006...ranked second in the league in ERA and tied for second in wins...was an International League mid and post-season All-Star and earned the win in the All-Star Game.
- ▶ Pitched for Team USA in the Olympic Qualifying Tournament in Cuba from August 26-September 5, earning wins over Canada and the Dominican Republic and compiling a 1.38 ERA.
- ▶ Tied for the Southern League lead with 12 wins and ranked fifth in innings for Birmingham in 2004.
- ▶ Led the Carolina League in complete games and losses at Winston-Salem in 2002...also tied for the league lead in shutouts and ranked second in innings pitched.

Miscellaneous Notes

- ▶ **Heath Michael Phillips** resides in Evansville, Ind., with his wife, Ashley.
- ▶ Graduated from Evansville Central High...played baseball at Lake City (Fla.) Community College and Evansville (Ind.) University.

Phillips' Career Statistics

Year	Club	W-L	ERA	G	GS	CG	SHO	SV	IP	H	R	ER	HR	HB	BB	SO	WP	BK
2001	Kannapolis	2-7	3.64	14	12	1	0	0	71.2	74	36	29	1	7	18	54	1	1
2002	Winston-Salem	6-16	3.52	28	28	5*	3*	0	179.0	184	82	70	17	3	50	112	6	2
2003	Kannapolis	2-0	1.71	3	3	0	0	0	21.0	13	4	4	1	0	5	11	0	0
	Birmingham	0-1	10.50	1	1	0	0	0	6.0	14	8	7	1	0	1	5	0	0
	Winston-Salem	2-7	3.58	13	13	0	0	0	75.1	84	37	30	6	0	7	51	1	1
2004	Birmingham	+12-10	4.02	27	26	0	0	0	154.1	179	78	69	12	4	36	107	5	2
2005	Charlotte	0-3	8.31	5	5	0	0	0	21.2	29	22	20	10	1	13	16	1	0
	Birmingham	9-5	4.07	22	21	2	0	0	135.0	161	64	61	12	3	30	78	4	1
2006	Charlotte	13-5	2.96	25	24	2	0	0	155.0	152	62	51	12	5	39	102	2	4
2007	Charlotte	+13-7	4.30	28	28	1	0	0	173.2*	198	90	83	23	3	56	108	3	4
	CHICAGO-AL	1-1	3.68	6	0	0	0	0	7.1	10	3	3	1	0	4	2	0	0
2008	Scranton/Wilkes-Barre	3-4	5.50	35	4	0	0	0	55.2	67	39	34	5	1	22	43	5	2
	Durham	1-1	2.86	9	3	0	0	0	22.0	23	7	7	2	0	11	18	0	0
Minor League Totals		63-66	3.91	210	168	11	3	0	1070.1	1178	529	465	102	27	288	705	28	17
Major League Totals		1-1	3.68	6	0	0	0	0	7.1	10	3	3	1	0	4	2	0	0

* - Led League + - Tied for League Lead

Phillips' Career Transactions

- 2000 Selected by the Chicago White Sox in the 10th round of the June Free Agent Draft
- 2008 Signed by the New York Yankees as a minor league free agent, January 4
- Signed by the Tampa Bay Rays as a minor league free agent, July 28
- Signed by the Kansas City Royals as a minor league free agent, December 13

Phillips' Career Fielding

POSITION	PCT.	G	PO	A	E	TC	DP
Pitcher	1.000	6	1	4	0	5	1

Phillips' Single Game Bests

STRIKEOUTS (RELIEVER)		INNINGS PITCHED (RELIEVER)	
1	9/11/07 vs. CLE	2.1	9/11/07 vs. CLE
	9/30/07 vs. DET	1.1	9.30/07 vs. DET



75 OF DERRICK ROBINSON

HEIGHT: 5-11 WEIGHT: 170 BATS/THROWS: S/L
 OPENING DAY AGE: 21 (Turns 22 on September 28)
 BORN: September 28, 1987 (Gainesville, FL) RESIDES: Archer, FL
 M.L. SERVICE: 0 days (rookie) SIGNED THRU: 2009
 ACQUIRED: Selected in the 4th round of the 2006 Draft

2008

- ▶ Was named the first winner of the Willie Wilson Baserunner of the Year Award...was honored at the Royals Awards Dinner in Kansas City in January, 2009.
- ▶ Led the Carolina League by 23 with 62 steals in 79 attempts for Wilmington...finished tied for third in the entire minor leagues in thefts...also ranked in the top 10 in the league in triples, at bats and games played.

Minor League Notes

- ▶ Led all Royals minor league players in stolen bases in 2007 and 2008...finished in a tie for 3rd in the Midwest League in steals in 2007.
- ▶ Named by Baseball America following the 2006 season to be the Fastest Baserunner in the Royals minor league system...also rated as the Best Athlete entering 2007 and 2008 and the Royals 10th-best prospect entering 2008 by the same publication.

Miscellaneous Notes

- ▶ Full name is **Derrick Lamar Robinson**...resides in Archer, Fla.
- ▶ Graduated from PK Yonge High in Gainesville, Fla...hit .359 with 48 stolen bases as a junior in leading his club to the state regional quarterfinals...he was named Florida 2A 2nd-team All-State as a junior...hit .488 with 42 stolen bases as a senior as was named Florida 3A 1st-team All-State.
- ▶ Recorded a record-setting 6.19 second 60-yard dash time at the Perfect Game USA Camp...rated as the Fastest Baserunner in the High School ranks by Baseball America prior to the 2006 draft.
- ▶ Offered a football scholarship to the University of Florida as a cornerback, but chose to play baseball.

Robinson's Career Statistics

Year	Club	AVG	G	AB	R	H	2B	3B	HR	RBI	SH	SF	HP	BB	SO	SB	CS	E
2006	Surprise Royals	.233	54	176	25	41	6	3	1	24	5	0	3	24	55	20	14	3
2007	Burlington (A)	.243	102	407	42	99	11	3	2	26	4	4	2	32	100	34	7	7
	Wilmington	.385	3	13	1	5	1	0	0	0	0	0	0	1	0	1	0	1
2008	Wilmington	.245	124	497	69	122	22	8	0	34	3	3	2	51	97	*62	17	6
Minor League Totals		.244	283	1093	137	267	40	14	3	84	12	7	7	108	252	117	38	17

* - led league

Robinson's Career Transactions

2006 - Selected by the Kansas City Royals in the 4th round of the June Free Agent Draft...signed by Cliff Pastronicky

ROYALS WHO HAVE STOLEN HOME

Player	Opponent	Date	Player	Opponent	Date
Amos Otis*	at California	July 31, 1972	Chris Stynes	at Seattle	May 12, 1996
John Mayberry	vs Oakland	July 2, 1976	Bob Hamelin	at Detroit	May 22, 1996
Dave Nelson*	at Chicago	Aug. 8, 1976	David Howard	vs Texas	May 23, 1996
George Brett*	vs Cleveland	Aug. 17, 1976	Kevin Young	vs California	June 10, 1996
	vs California	Sept. 14, 1987	Sal Fasano	at Minnesota	July 5, 1996
Fred Patek*	vs Minnesota	June 8, 1977	Craig Paquette	vs Chicago	July 13, 1996
Kevin Seitzer	vs Boston	April 7, 1989		vs Oakland	August 7, 1996
Bo Jackson	at Minnesota	May 16, 1989	Michael Tucker	vs Cleveland	July 15, 1996
Juan Samuel	at Texas	Aug. 26, 1992	Johnny Damon	vs Cleveland	Sept. 27, 1996
Greg Gagne	vs New York	April 30, 1995	Craig Paquette	vs Seattle	May 23, 1997
Jon Nunnally	at Toronto	May 24, 1995	Jeff Conine	at St. Louis	June 30, 1998
	vs Detroit	July 29, 1995	Jermaine Allensworth	at Chicago	July 9, 1998
	vs Oakland	Aug. 15, 1995	Joe Randa	at Minnesota	May 10, 1999
	vs Minnesota	Sept. 18, 1995 (G1)	Mike Sweeney*	vs. New York	Aug. 14, 2002
Tom Goodwin	at Texas	Sept. 1, 1995	Carlos Febles	vs. Boston	May 6, 2003
			Mendy Lopez*	vs. Oakland	May 31, 2003

* A straight steal of home, not part of a double steal



69 COREY SMITH

INF

HEIGHT: 6-1 WEIGHT: 200 BATS/THROWS: R/R
 OPENING DAY AGE: 26 (Turns 27 on April 15)
 BORN: April 15, 1982 (Plainfield, N.J.) RESIDES: Piscataway, N.J.
 M.L. SERVICE: 0 days (rookie) SIGNED THRU: 2009
 ACQUIRED: Signed as a minor league free agent, November 20, 2008

2008

- ▶ Spent a majority of his 2008 season with Arkansas (AA) in the Los Angeles Angels organization...also appeared in 7 games for Salt Lake (AAA).
- ▶ His 26 home runs for Arkansas tied him with Royals player Kila Ka'aihue for the Texas League lead...also finished third in the league with 58 extra-base hits.

Minor League Notes

- ▶ Signed on with the Independent Newark Bears in 2007 and fared well, finishing second in the Atlantic League with 37 doubles and third with 58 extra-base hits...helped lead the Bears to a league championship.
- ▶ Piled up 144 strikeouts for Mobile in 2005, leading the Southern League.
- ▶ Was named a South Atlantic League All-Star in 2001 with Columbus...his 85 RBI placed him third in the league.

Miscellaneous Notes

- ▶ Corey Christopher Smith resides in Piscataway, N.J.
- ▶ Graduated from Piscataway (N.J.) High.

Smith's Career Statistics

Year	Club	AVG	G	AB	R	H	2B	3B	HR	RBI	SH	SF	HP	BB	SO	SB	CS	E
2000	Burlington	.256	57	207	21	53	8	2	4	39	0	4	1	27	50	8	1	32
2001	Columbus	.260	130	500	59	130	26	5	18	85	0	9	5	37	149	10	7	45
2002	Kinston	.255	134	505	71	129	29	2	13	67	0	4	9	59	141	7	2	34
2003	Akron	.271	127	473	51	128	27	3	9	64	2	1	0	50	99	7	2	45
2004	Buffalo	.111	5	18	0	2	1	0	0	1	0	0	1	1	6	0	0	3
	Akron	.249	128	454	79	113	14	3	19	66	0	2	6	63	106	3	2	37
2005	Mobile	.254	135	516	64	131	30	2	18	73	0	5	4	46	*144	4	3	35
2006	Birmingham	.238	120	425	46	101	19	2	12	52	0	5	4	62	112	5	1	13
2007	Newark (Ind.)	.274	119	446	78	122	37	3	18	72	0	2	5	42	89	6	3	24
2008	Salt Lake	.174	7	23	1	4	0	0	1	2	0	0	0	2	8	0	0	0
	Arkansas	.271	128	495	58	134	31	1	+26	80	0	2	10	28	96	15	7	26
Minor League Totals		.256	971	3616	450	925	185	20	120	529	2	32	40	375	911	59	25	270
Independent League Totals		.274	119	446	78	122	37	3	18	72	0	2	5	42	89	6	3	24

* - led league

+ tied for league lead

Smith's Career Transactions

- 2000 Selected by the Cleveland Indians in the 1st round (26th overall) of the June Free Agent Draft...signed by Chuck Ricci
- 2005 Acquired by the San Diego Padres in exchange for INF Jake Gaureau, February 2
- 2006 Signed by the Chicago White Sox as a minor league free agent, April 20
- 2007 Signed by the Newark Bears (Ind.) to a contract
- 2007 Signed by the Los Angeles Angels as a minor league free agent, November 21
- 2008 Signed by the Kansas City Royals as a minor league free agent, November 20

ROYALS 20-20 SEASONS

Player	Year	HR	HR Lg. Rank	SB	SB Lg. Rank
Carlos Beltran	2003	26	T-24th	41	3rd
Carlos Beltran	2002	29	T-14th	35	2nd
Carlos Beltran	2001	24	T-29th	31	T-8th
Carlos Beltran	1999	22	T-38th	27	12th
Bo Jackson	1989	32	4th	26	11th
Bo Jackson	1988	25	T-10th	27	T-12th
Amos Otis	1978	22	T-17th	32	9th



77 JOHN SUOMI

C

HEIGHT: 5-11 WEIGHT: 201 BATS/THROWS: L/R
 OPENING DAY AGE: 28 (Turns 29 on October 5)
 BORN: October 5, 1980 (Toronto, Canada) RESIDES: Toronto, Canada
 M.L. SERVICE: 0 days (rookie) SIGNED THRU: 2009
 ACQUIRED: Selected in the minor league phase of Rule 5 Draft, December 11, 2008

2008

- ▶ Split the 2008 season in the Philadelphia Phillies organization with Reading (AA) and Lehigh Valley (AAA).
- ▶ Following the season, was acquired by the Royals in the minor league phase of the Rule 5 Draft, December 11.

Minor League Notes

- ▶ Missed the entire 2005 season after suffering a severe right knee injury during the California League playoffs in 2004...following the 2005 season, was selected by the Pittsburgh Pirates in the minor league phase of the Rule 5 Draft, December 8.
- ▶ Posted his best professional season in 2004 with Modesto (A) in the California League...ranked second in the league in RBI, fourth in hits, fifth in games played and tied for seventh in doubles.
- ▶ Played for the Arizona Athletics in 2001 and finished second in the league in RBI, and fifth in doubles and walks.

Miscellaneous Notes

- ▶ Full name is **John Richard Suomi**...resides in Toronto, Ontario, Canada.
- ▶ Graduated from Silverthorn Collegiate High in Etobicoke, Ontario...attended College of Cariboo in Kamloops, British Columbia.

Suomi's Career Statistics

Year	Club	AVG	G	AB	R	H	2B	3B	HR	RBI	SH	SF	HP	BB	SO	SB	CS	E
2000	Arizona Athletics	.264	31	87	19	23	2	1	0	14	2	2	1	14	10	1	1	2
2001	Arizona Athletics	.257	52	175	31	45	14	2	4	43	2	4	8	27	36	7	2	9
2002	Visalia	.214	20	70	9	15	6	0	1	10	1	0	1	7	13	1	0	2
	Vancouver	.254	41	142	20	36	7	0	5	24	1	1	1	11	36	0	0	3
2003	Kane County	.257	69	241	29	62	19	1	1	28	1	5	2	14	34	4	2	7
2004	Modesto	.295	134	545	84	161	35	4	12	99	2	7	4	41	72	3	1	3
2005																		
2006	Lynchburg	.260	81	246	30	64	19	1	3	34	2	4	5	25	43	0	1	3
2007	Harrisburg	.223	36	112	11	25	7	1	2	14	1	0	2	7	19	0	0	1
	Columbus	.176	5	17	3	3	0	1	0	1	0	1	0	2	4	0	0	1
	Clearwater	.258	20	62	12	16	5	0	2	7	0	0	1	12	6	0	0	1
2008	Reading	.236	32	106	14	25	5	1	3	13	0	1	2	9	12	0	0	1
	Lehigh Valley	.244	24	86	6	21	8	0	1	9	0	0	0	2	11	0	0	3
	Minor League Totals	.263	545	1889	268	496	127	12	34	296	12	25	27	171	296	16	7	33

Suomi's Career Transactions

- 2000 Selected by the Oakland Athletics in the 22nd round of the June Free Agent Draft
- 2005 Selected by the Pittsburgh Pirates in the minor league phase of the Rule 5 Draft, December 8
- 2007 Signed by the Washington Nationals as a minor league free agent, January 15
- Acquired by the Philadelphia Phillies in exchange for cash considerations, June 25
- 2008 Selected by the Kansas City Royals in the minor league phase of the Rule 5 Draft, December 11

ROYALS STOLEN BASE SINGLE SEASON TOP 10

Rk.	SB	Player	Year	Rk.	SB	Player	Year
1.	83	Willie Wilson	1979	6.	53	Fred Patek	1977
2.	79	Willie Wilson	1980	7.	52	Amos Otis	1971
3.	66	Tom Goodwin	1996	8.	51	Fred Patek	1976
4.	59	Willie Wilson	1983	9.	50	Vince Coleman	1994
5.	59	Willie Wilson	1987	10.	50	Tom Goodwin	1995



86

KIEL THIBAUT

C

HEIGHT: 6-0 WEIGHT: 200 BATS/THROWS: R/R
 OPENING DAY AGE: 25
 BORN: March 2, 1984 (Jerome, ID) RESIDES: Jerome, ID
 M.L. SERVICE: 0 days (rookie) SIGNED THRU: 2009
 ACQUIRED: Selected in the 9th round of the 2005 Draft

2008

- ▶ Spent the entire 2008 with Northwest Arkansas (AA)...appeared in just 31 games, missing time because of two separate stints on the D.L.

Minor League Notes

- ▶ Spent the entire 2007 season at Wilmington (A) and hit .254 (83-for-327) with 16 doubles, 2 triples, 4 home runs and 36 RBI in 91 games for the Blue Rocks.
- ▶ Made stops at 3 different levels of the organization in 2006, beginning the season with Burlington (A), before making a brief appearance with Wichita (AA) and then finishing the season at High Desert (A).
- ▶ Had a solid professional debut in 2005 with Idaho Falls (R), hitting .310 (45-for-145) with 9 home runs and 34 RBI...named to the 2005 Pioneer League Postseason All-Star team.
- ▶ Became the 13th player in Pioneer League history to hit 3 home runs in a game on August 14, 2005 while with Idaho Falls.
- ▶ Selected by the Kansas City Royals in the ninth round of the 2005 June Free Agent Draft...signed by Greg Smith.

Miscellaneous Notes

- ▶ Kiel Gregory Thibault resides in Jerome, Idaho.
- ▶ Graduated from Jerome (Idaho) High in 2002.
- ▶ Attended Gonzaga University in Spokane, Wash...named 2004 West Coast Conference Player of the Year, a 2004 Johnny Bench Semifinalist, a 2005 1st-team pre-season All-American and to the 2005 Wallace Watch List.

Thibault's Career Statistics

Year	Club	AVG	G	AB	R	H	2B	3B	HR	RBI	SH	SF	HP	BB	SO	SB	CS	E
2005	Idaho Falls	.310	41	145	27	45	12	1	9	34	2	1	9	10	26	3	2	7
2006	Wichita	.200	2	5	1	1	0	0	0	0	0	0	0	0	1	0	0	1
	High Desert	.340	28	97	15	33	11	0	1	18	1	1	1	9	18	0	1	2
	Burlington (A)	.218	46	147	13	32	6	0	0	19	1	1	6	14	35	3	0	0
2007	Wilmington	.254	91	327	35	83	16	2	4	36	4	3	10	25	53	9	2	6
2008	NW Arkansas	.160	31	100	7	16	6	0	0	9	2	2	0	5	23	5	0	1
Minor League Totals		.256	239	821	98	210	51	3	14	116	10	8	26	63	156	20	5	17

2005 Selected by the Kansas City Royals in the 9th round of the June Free Agent Draft...signed by Greg Smith





26 MATT TUPMAN

C

HEIGHT: 5-11 WEIGHT: 186 BATS/THROWS: L/R
 OPENING DAY AGE: 29 (Turns 30 on November 25)
 BORN: November 25, 1979 (Concord, NH) RESIDES: Concord, NH
 M.L. SERVICE: 11 days (rookie) SIGNED THRU: 2009
 ACQUIRED: Selected in the 9th round of the 2002 Draft

2008

- ▶ Made his first career Major League roster, opening the season with the Royals as catcher Miguel Olivo served a 4-game suspension for a 2007 altercation.
- ▶ Was on the roster during KC's first 4 games, but did not appear in a game...was optioned to Omaha on April 5.
- ▶ Was recalled by the Royals on May 16 when John Buck went on bereavement leave.
- ▶ Made his Major League debut on May 18 at Florida, pinch hitting in the ninth inning and singling off the Marlins' Kevin Gregg...optioned to Omaha on May 19, where he spent the remainder of the season.

Minor League Notes

- ▶ Spent all of the 2007 splitting catching duties with Paul Phillips at Omaha (AAA)...drew 36 walks and struck out 34 times, marking the second straight season he drew more walks than strikeouts.
- ▶ Played with Lacey in the 2007 Dominican Winter League following the season, hitting .293 (34-for-116) with 12 RBI in 36 games...helped Lacey to Caribbean World Series title.
- ▶ Spent a majority of the 2006 season at Wichita before being promoted to Omaha in mid-July for the remainder of the season.
- ▶ Spent the entire season with Wichita in 2005 and played in a career high 109 games...also drew 46 walks while striking out just 62 times...set career highs in games, at bats, runs and strikeouts.
- ▶ Appeared on Team USA in the Olympic qualifying tournament in November, 2005.
- ▶ Named by Baseball America as the best defensive catcher in the Royals organization following the 2004 season.
- ▶ Hit .300 for Wilmington (A) in 2004...also set career highs in hits and doubles...helped lead the Blue Rocks to the 2nd-half title and the Carolina League playoffs.
- ▶ Tied for seventh in the Midwest League in 2003 by throwing out 38.5 percent (30 of 78) baserunners attempting to steal.

Miscellaneous Notes

- ▶ **Mathew David Tupman** graduated from Concord (N.H.) High in 1999...he and his wife, Addie, reside in Concord, N.H...they have one daughter, Gwendolyn.
- ▶ Began his college career at Plymouth (N.H.) University and led the team, hitting .414 with 13 doubles and 35 runs scored in 2000.
- ▶ Attended the University of Massachusetts-Lowell...was named a second-team Division II All-American as a junior after batting .363 with 8 home runs and 50 RBI...helped lead the River Hawks to the Division II World Series, earning All-Tournament honors after hitting .389 with 2 homers and 7 RBI...entered the MLB draft following his junior season at Massachusetts-Lowell.

Tupman's Career Statistics

Year	Club	AVG	G	AB	R	H	2B	3B	HR	RBI	SH	SF	HP	BB	SO	SB	CS	E
2002	Spokane	.271	51	170	26	46	7	0	2	23	3	2	4	22	22	3	0	4
2003	Burlington (A)	.223	81	296	32	66	12	3	2	38	0	7	3	27	41	1	2	4
2004	Wilmington	.300	108	330	38	99	24	0	3	35	4	6	2	33	59	0	1	6
2005	Wichita	.263	109	365	59	96	16	2	2	32	3	3	8	46	62	1	2	13
2006	Wichita	.305	73	220	35	67	8	1	1	31	7	4	1	48	27	1	1	3
	Omaha	.247	21	73	9	18	0	0	0	4	0	0	0	8	6	0	0	3
2007	Omaha	.281	86	299	21	84	16	0	1	32	6	1	2	36	34	2	2	5
2008	KANSAS CITY	1.000	1	1	0	1	0	0	0	0	0	0	0	0	0	0	0	0
	Omaha	.229	81	288	36	66	10	1	4	34	4	4	2	22	44	0	1	4
Minor League Totals		.266	610	2041	256	542	93	7	15	229	27	27	22	242	295	8	9	42
Major League Totals		1.000	1	1	0	1	0	0	0	0	0	0	0	0	0	0	0	0

Tupman's Career Transactions

2002 Selected in the 9th round of the 2002 June Free Agent Draft...signed by Steve Connelly

ROYALS

REVIEW

HISTORY

RECORDS

OPPONENTS

SCOUTING/PLAYER DEV.

MEDIA & MISC.



56 OSCAR VILLARREAL

RHP

HEIGHT: 6-0 WEIGHT: 200 BATS/THROWS: R/R
 OPENING DAY AGE: 27 (Turns 28 on November 22)
 BORN: November 22, 1981 (Nuevo Leon, Mexico) RESIDES: Nuevo Leon, Mexico
 M.L. SERVICE: 5 years, 103 days SIGNED THRU: 2009
 ACQUIRED: Signed as a minor league free agent, December 18, 2008

2008

- ▶ Spent 2008 in three different organizations, finishing the season in the Rockies system pitching for Colorado Springs (AAA).
- ▶ Opened the season in Houston and made 35 relief appearances for the Astros.

Career Notes

- ▶ After being acquired by the Braves, opened the 2006 season with a 7-0 record...picked up 4 wins in the Braves first 5 games of the season, becoming just the fifth pitcher since 2000 to do so.
- ▶ Prior to the 2006 season, appeared for Mexico in the World Baseball Classic, allowing one earned run in 2.2 innings.
- ▶ Made just 17 appearances in 2004 due to elbow pain that eventually required surgery on August 6.
- ▶ Earned a spot on Arizona's Opening Day roster in 2003...established a NL rookie record with 86 appearances (1 start), shattering the previous record of 78 set by Tim Burke-MTL (1985) and matched by Ricky Stone-HOU (2002).
- ▶ Finished second in the Majors in appearances and setting a new record for appearances by a Mexican pitcher...ranked third with 95 innings of relief...his 2.57 ERA led all rookies and finished sixth among all pitchers with as many innings pitched.
- ▶ Needed just one pitch to record his first career strikeout in his Major League debut on March 31, 2003 vs. the Dodgers...inherited a two-strike count from an injured Bret Prinz and threw one pitch to strikeout Hideo Nomo.

Miscellaneous Notes

- ▶ Full name is **Oscar Eduardo Villarreal** and his wife, Claudia, have one daughter, Valeria...reside in Nuevo Leon, Mexico, where he was a 1998 graduate from Prepa High School No. 16.

Villarreal's Career Statistics

Year	Club	W-L	ERA	G	GS	CG	SHO	SV	IP	R	ER	HR	HB	BB	SO	WP	BK	
1999	Tucson	1-5	3.78	14	11	0	0	0	64.1	64	39	27	1	10	25	51	6	4
2000	Tucson	1-0	2.08	2	0	0	0	0	4.1	6	1	1	0	0	2	4	0	0
	South Bend	1-3	4.41	13	5	0	0	0	32.2	37	19	16	0	3	17	30	2	1
	Tucson	0-0	9.00	1	0	0	0	0	1.0	2	1	1	0	0	0	1	0	0
	High Desert	0-2	3.65	9	4	0	0	0	24.2	24	20	10	4	3	14	18	2	0
2001	El Paso	6-9	4.41	27	27	0	0	0	140.2	154	96	69	10	8	63	108	14	11
2002	El Paso	6-3	3.74	14	12	1	0	0	84.1	73	36	35	2	4	26	85	3	0
	Tucson	3-3	4.36	10	10	0	0	0	64.0	68	33	31	8	4	22	40	5	2
2003	ARIZONA	10-7	2.57	86	1	0	0	0	98.0	80	40	28	6	3	46	80	3	2
2004	ARIZONA	0-2	7.00	17	0	0	0	0	18.0	25	14	14	3	1	7	17	5	0
	Tucson	0-2	14.34	6	5	0	0	0	10.2	20	17	17	3	0	4	12	2	0
2005	Tucson	0-3	5.19	12	8	0	0	0	17.1	19	12	10	1	0	4	8	1	0
	ARIZONA	2-0	5.27	11	0	0	0	0	13.2	11	8	8	2	1	6	5	0	0
2006	ATLANTA	9-1	3.61	58	4	0	0	0	92.1	93	41	37	13	5	27	55	4	0
2007	ATLANTA	2-2	4.24	51	0	0	0	1	76.1	75	40	36	6	4	32	58	6	0
2008	HOUSTON	1-3	5.02	35	0	0	0	0	37.2	42	25	21	12	2	17	21	2	0
	Tacoma	1-0	4.66	5	0	0	0	1	9.2	7	7	5	2	0	4	11	2	0
	Colorado Springs	0-1	6.23	3	3	0	0	0	13.0	17	11	9	1	0	7	7	1	0
	Minor League Totals	19-31	4.46	116	85	1	0	1	466.2	491	292	231	32	32	188	375	38	18
	N.L. Totals	24-15	3.86	258	5	0	0	1	336.0	326	168	144	42	16	135	236	20	2
	Major League Totals	24-15	3.86	258	5	0	0	1	336.0	326	168	144	42	16	135	236	20	2

Villarreal's Career Transactions

- 1998 Signed by the Arizona Diamondbacks as a non-drafted free agent, November 6...signed by Ossie Alvarez
- 2004 Placed on 15-day D.L. (right flexor strain), May 10...transferred to 60-day D.L., June 18...reinstated on November 19
- 2005 Placed on 15-day D.L. (right rotator cuff), April 11...transferred to 60-day D.L., May 28...reinstated on September 2
- Acquired by the Atlanta Braves with RHP Lance Cormier in exchange for C Johnny Estrada, December 7
- 2007 Acquired by the Houston Astros in exchange for OF Josh Anderson, November 16
- 2008 Signed by the Seattle Mariners as a minor league free agent, July 19
- Signed by the Colorado Rockies as a minor league free agent, August 12
- Signed by the Kansas City Royals as a minor league free agent, December 18

Villarreal's Career Fielding

POSITION	PCT.	G	PO	A	E	TC	DP
Pitcher	.960	258	21	51	3	75	2



Villarreal's M.L. Batting Totals

	AVG.	AB	H	HR	RBI
M.L. Totals	.067	15	1	0	0

Villarreal's World Baseball Classic Totals

Year	Club	W-L	ERA	G	GS	CG	SHO	SV	IP	H	R	ER	HR	HB	BB	SO
2006	Mexico	0-0	3.38	2	0	0	0	0	2.2	1	1	1	1	0	0	3

Villarreal's 2008 and Career Breakdown

		2008								Career							
vs.	League	W-L	S	ERA	G	IP	H	ER	W-L	S	ERA	G	IP	H	ER		
vs.	American League	0-0	0	0.00	1	1.0	1	0	0-0	0	0.00	2	2.0	2	0		
	Baltimore	0-0	0	6.75	2	1.1	4	1	0-0	0	1.23	6	7.1	5	1		
	Boston	-	-	-	-	-	-	-	1-0	0	0.00	2	2.1	3	0		
	Chicago	-	-	-	-	-	-	-	0-0	0	0.00	1	1.0	1	0		
	Detroit	-	-	-	-	-	-	-	0-0	0	0.00	3	3.1	4	0		
	Kansas City	-	-	-	-	-	-	-	0-0	0	5.40	2	3.1	5	2		
	Minnesota	-	-	-	-	-	-	-	0-0	0	4.50	2	4.0	3	2		
	New York	0-0	0	9.00	1	2.0	3	2	0-0	0	0.00	1	4.1	2	0		
	Tampa Bay	-	-	-	-	-	-	-	0-0	0	13.50	2	2.0	8	3		
	Texas	0-0	0	13.50	2	2.0	8	3	0-0	0	13.50	2	2.0	8	3		
vs.	National League	W-L	S	ERA	G	IP	H	ER	W-L	S	ERA	G	IP	H	ER		
vs.	Arizona	0-0	0	3.86	2	2.1	1	1	0-0	0	13.50	6	6.2	15	10		
	Atlanta	-	-	-	-	-	-	-	1-0	0	1.42	4	6.1	3	1		
	Chicago	0-1	0	18.00	2	1.0	1	2	3-2	0	5.93	14	13.2	21	9		
	Cincinnati	-	-	-	-	-	-	-	1-0	0	4.50	11	18.0	20	9		
	Colorado	0-1	0	4.50	1	2.0	2	1	3-1	0	2.45	23	29.1	17	8		
	Florida	0-0	0	18.00	1	1.0	3	2	2-3	0	6.31	19	25.2	32	18		
	Houston	-	-	-	-	-	-	-	1-2	0	4.73	10	13.1	16	7		
	Los Angeles	0-0	0	4.50	2	2.0	1	1	4-1	0	4.07	19	24.1	19	11		
	Milwaukee	0-0	0	1.80	5	5.0	2	1	1-0	0	3.06	16	17.2	14	6		
	New York	-	-	-	-	-	-	-	0-1	1	3.00	12	12.0	13	4		
	Philadelphia	0-0	0	3.60	4	5.0	4	2	2-2	0	5.30	23	37.1	35	22		
	Pittsburgh	0-0	0	0.00	1	0.2	0	0	0-0	0	4.22	6	10.2	11	5		
	St. Louis	0-0	0	1.59	5	5.2	2	1	1-0	0	2.37	16	19.0	12	5		
	San Diego	0-1	0	1.80	3	5.0	6	1	1-2	0	3.24	23	25.0	29	9		
	San Francisco	1-0	0	0.00	2	0.2	1	0	2-1	0	1.99	19	22.2	16	5		
	Washington	0-0	0	27.00	1	1.0	3	3	1-0	0	2.55	16	24.2	20	7		
Monthly	W-L	S	ERA	G	IP	H	ER	W-L	S	ERA	G	IP	H	ER			
March/April	0-3	0	5.19	13	17.1	18	10	6-5	0	4.44	64	75.0	80	37			
May	1-0	0	4.91	12	11.0	13	6	6-3	0	4.29	55	63.0	58	30			
June	0-0	0	4.32	9	8.1	10	4	2-2	0	3.65	36	44.1	49	18			
July	0-0	0	9.00	1	1.0	1	1	2-0	0	3.18	36	51.0	49	18			
August	-	-	-	-	-	-	-	3-3	1	4.00	35	54.0	52	24			
September/October	-	-	-	-	-	-	-	5-2	0	3.14	32	48.2	38	17			
Situational Pitching	W-L	S	ERA	G	IP	H	ER	W-L	S	ERA	G	IP	H	ER			
Home	0-1	0	5.40	18	20.0	22	12	12-6	0	4.74	131	169.0	176	89			
Road	1-2	0	4.58	17	17.2	20	9	12-9	1	2.96	127	167.0	150	55			
Before ASG	1-3	0	5.02	35	37.2	42	21	16-10	0	4.24	171	206.0	213	97			
After ASG	-	-	-	-	-	-	-	8-5	1	3.25	87	130.0	113	47			
Starter	-	-	-	-	-	-	-	1-0	0	3.86	5	21.0	22	9			
Reliever	1-3	0	5.02	35	37.2	42	21	23-15	1	3.86	253	315.0	304	135			

Villarreal's Career By Ballpark

Ballpark	W-L	S	ERA	G	IP	ER	Ballpark	W-L	S	ERA	G	IP	ER
Camden Yards	0-0	0	0.00	1	1.0	0	Dodger Stadium	3-0	0	2.25	8	12.0	3
Fenway Park	0-0	0	0.00	2	2.0	0	Miller Park	0-0	0	3.60	9	10.0	4
Kauffman Stadium	0-0	0	0.00	3	3.1	0	Shea Stadium	1-0	1	3.60	5	5.0	2
Metrodome	0-0	0	5.40	2	3.1	2	Veterans Stadium	0-1	0	18.00	2	2.0	4
Old Yankee Stadium	0-0	0	0.00	1	2.0	0	Citizens Bank Park	0-1	0	5.27	6	13.2	8
Tropicana Field	0-0	0	0.00	1	4.1	0	PNC Park	0-0	0	8.10	3	3.1	3
Rangers Ballpark	0-0	0	18.00	1	1.0	2	Busch Stadium II	1-0	0	0.00	2	3.2	0
Chase Field	5-4	0	4.59	61	66.2	34	Busch Stadium	0-0	0	0.00	4	4.1	0
Turner Field	7-1	0	4.75	58	91.0	48	Qualcomm Stadium	0-0	0	0.00	5	3.2	0
Wrigley Field	2-2	0	8.53	9	6.1	6	PETCO Park	0-1	0	0.87	7	10.1	1
Great American	0-0	0	0.00	4	5.1	0	AT&T Park	2-0	0	0.00	10	13.1	0
Coors Field	1-0	0	1.17	12	15.1	2	Olympic Stadium	0-0	0	0.00	2	2.0	0
Dolphin Stadium	0-2	0	6.97	9	10.1	8	RFK Stadium	1-0	0	0.71	7	12.2	1
Minute Maid Park	1-2	0	5.14	24	28.0	16							

Villarreal's Single Game Bests

STRIKEOUTS (RELIEVER)		INNINGS PITCHED (RELIEVER)		WINNING STREAKS	
6	7/1/07 @ FLA	4.1	6/23/06 @ TB	7	April 3-May 28, 2006
4 (7s)	4/20/03 @ STL	3.1	9/13/06 vs. PHI	3	Sept. 10-25, 2003
	9/13/03 vs. COL	3.0	9/11/05 @ COL		
	4/22/04 @ MIL		9/15/06 vs. PHI		
	4/13/07 vs. FLA		6/12/07 @ MIN		
	5/1/07 vs. PHI		7/3/07 @ LAD		
	6/20/07 vs. BOS		7/16/07 vs. CIN		
	7/16/07 vs. CIN				



34

JAMEY WRIGHT

RHP

HEIGHT: 6-5 **WEIGHT:** 225 **BATS/THROWS:** R/R
OPENING DAY AGE: 34 (Turns 35 on December 24)
BORN: December 24, 1974 (Oklahoma City, OK) **RESIDES:** Oklahoma City, OK
M.L. SERVICE: 10 years, 110 days **SIGNED THRU:** 2009
ACQUIRED: Signed as a minor league free agent, February 10, 2009

2008

- ▶ Spent the entire 2008 season in the Rangers bullpen, his first season as a professional that he did not make a start...pitched in a career high 75 games...the 75 appearances were the most-ever by a right-hander in Texas/Washington franchise history.
- ▶ Led the Majors with a 3.47 groundball/flyball ratio among pitchers with at least 75 innings.
- ▶ Allowed 5 home runs in 84.1 innings for 0.53 homers per 9.0 innings, the sixth-best ratio in the A.L. (min. 75 innings).
- ▶ Ranked second among A.L. relievers in wins, third in innings pitched and tied for third in appearances.

Career Notes

- ▶ Has induced 221 double plays since he broke into the Majors in 1996...the total is the 10th-most in baseball over that span...has induced 1.23 double plays per nine innings, the second-best ratio behind Shawn Estes since the 1996 season...opponents have grounded into at least 15 doubles plays against him in nine of his 13 seasons.
- ▶ Missed two months of the 2007 season with right shoulder inflammation, but posted his career-best ERA...ended the season in the Rangers bullpen and posted a 2.05 ERA over 11 outings, covering 30.2 innings.
- ▶ Opened the 2004 season in the Royals system with Omaha (AAA) after signing with the Royals to a minor league deal on March 27...asked for release on July 21 and signed with the Rockies the next day...made 14 starts for Colorado down the stretch.
- ▶ Signed with the Royals as a minor league free agent on June 20 and made 13 appearances for Omaha before having his contract purchased on September 4...made 4 starts for Kansas City in the final month, recording two complete games including his third career shutout on September 13 at Detroit, a 7-0 win.
- ▶ Opened the season with Milwaukee before being traded to St. Louis on August 30...helped the Cardinals down the stretch win the N.L. Central.
- ▶ Was Milwaukee's Opening Day starter in 2001...tied Chan Ho Park for the N.L. lead with 20 hit batsmen and plunked at least one batter in 10 straight starts from July 19-September 5, the longest stretch in the Majors since 1970...equaled his career high with a 4-game winning streak from May 14-June 23.
- ▶ Set a career best with a 4-game winning streak from August 22-September 20, 1999 for Colorado.
- ▶ Tossed 206.1 innings in 1998 for Colorado, fifth in the N.L...had a memorable August 5 at Pittsburgh, hitting his first career home run in backing a 6-2 complete-game victory.
- ▶ Made his Major League debut on July 3, 1996 at San Francisco at 21 years, 6 months old, become the youngest pitcher in Colorado franchise history...that mark was later eclipsed.

Miscellaneous Notes

- ▶ **Jamey Alan Wright** was born and still resides in Oklahoma City, Okla...he and his wife, Marnie, have one daughter, Presley, and two sons, Jett and Kingston.
- ▶ Graduated from Westmoore (Oklahoma City, Okla.) High...earned second-team High School All-America honors, while being named Southwst Region Gatorade Player of the Year.

Wright's Single Game Bests

STRIKEOUTS (STARTER)	INNINGS PITCHED (RELIEVER)	SHUTOUTS (3)
12 8/31/01 vs. HOU	6.0 (2x) 8/19/06 vs. LAD	4/29/01 vs. MTL
9 5/3/05 @ SD	9/11/07 @ DET	7/1/02 @ PIT
STRIKEOUTS (RELIEVER)	4.0 (2x) 8/3/07 @ TOR	9/13/03 @ DET
6 8/3/07 @ TOR	9/25/07 vs. LAA	WINNING STREAKS
INNINGS PITCHED (STARTER)	COMPLETE GAMES (6)	4 (2x) Aug. 22-Sept. 20, 1999
9.0 (5x) 7/24/97 vs. CHI-NL (CG)	7/24/97 vs. CHI-NL	May 14-June 23, 2001
8/5/98 @ PIT (CG)	8/5/98 @ PIT	
4/29/01 vs. MTL (CG)	4/29/01 vs. MTL	
7/1/02 @ PIT (CG)	7/1/02 @ PIT	
9/13/03 @ DET (CG)	9/6/03 @ LAA (8.0 IP)	
	9/13/03 @ DET	



Wright's Career Statistics

Year	Club	W-L	ERA	G	GS	CG	SHO	SV	IP	H	R	ER	HR	HB	BB	SO	WP	BK
1993	Arizona Rockies	1-3	4.00	8	8	0	0	0	36.0	35	19	16	1	5	9	26	7	0
1994	Asheville	7-14	5.97	28	27	2	0	0	143.1	188	107	95	6	16	59	103	9	5
1995	Salem	10-8	2.47	26	26	2	1	0	171.0	160	74	47	7	13	72	95	16	2
	New Haven	0-1	9.00	1	1	0	0	0	3.0	6	6	3	0	1	3	0	0	0
1996	New Haven	5-1	0.81	7	7	1	1	0	44.2	27	7	4	0	2	12	54	1	1
	Colorado Springs	4-2	2.72	9	9	0	0	0	59.2	53	20	18	3	2	22	40	1	0
	COLORADO	4-4	4.93	16	15	0	0	0	91.1	105	60	50	8	7	41	45	1	2
1997	Salem@	0-1	9.00	1	1	0	0	0	1.0	1	1	1	0	0	1	1	0	0
	Colorado Springs	1-0	1.64	2	2	0	0	0	11.0	9	3	2	1	0	5	11	0	0
	COLORADO	8-12	6.25	26	26	1	0	0	149.2	198	113	104	19	11	71	59	6	2
1998	COLORADO	9-14	5.67	34	34	1	0	0	206.1	235	143	130	24	11	95	86	6	3
1999	Colorado Springs	5-7	6.46	17	16	2	0	0	100.1	133	87	72	13	10	38	75	9	0
	COLORADO	4-3	4.87	16	16	0	0	0	94.1	110	52	51	10	4	54	49	3	0
2000	Huntsville@	2-0	0.00	2	2	0	0	0	12.1	7	0	0	0	1	5	10	1	0
	Indianapolis@	0-0	1.80	1	1	0	0	0	5.0	8	5	1	0	0	3	7	0	0
	MILWAUKEE	7-9	4.10	26	25	0	0	0	164.2	157	81	75	12	18	88	96	9	2
2001	MILWAUKEE	11-12	4.90	33	33	1	1	0	194.2	201	115	106	26	20	98	129	6	1
2002	Indianapolis@	1-1	4.11	3	3	0	0	0	15.1	16	7	7	3	0	5	13	0	0
	MILWAUKEE	5-13	5.35	19	19	1	1	0	114.1	115	72	68	15	11	63	69	8	0
	ST. LOUIS	2-0	4.80	4	3	0	0	0	15.0	15	8	8	2	0	12	8	1	0
2003	Indianapolis	1-1	7.36	7	4	0	0	0	22.0	32	21	18	5	3	10	17	1	0
	Oklahoma	2-1	4.12	7	7	2	1	0	39.1	38	18	18	1	3	21	40	2	0
	Omaha	3-5	3.64	13	12	1	0	0	76.2	70	35	31	10	3	38	65	2	0
	KANSAS CITY	1-2	4.26	4	4	2	1	0	25.1	23	14	12	1	1	11	19	0	0
2004	Omaha	8-6	4.21	18	18	1	1	0	104.2	111	58	49	13	9	35	70	5	0
	COLORADO	2-3	4.12	14	14	0	0	0	78.2	82	39	36	8	6	45	41	3	0
2005	COLORADO	8-16	5.46	34	27	0	0	0	171.1	201	119	104	22	15	81	101	2	2
2006	SAN FRANCISCO	6-10	5.19	34	21	0	0	0	156.0	167	95	90	16	10	64	79	6	0
2007	Frisco	0-0	4.50	1	1	0	0	0	4.0	6	2	2	0	0	2	0	0	0
	TEXAS	4-5	3.62	20	9	0	0	0	77.0	72	35	31	6	5	41	39	4	0
	Oklahoma@	2-1	4.41	3	3	0	0	0	16.1	21	11	8	2	0	3	11	0	0
2008	TEXAS	8-7	5.12	75	0	0	0	0	84.1	93	57	48	5	8	35	60	5	0
	Minor League Totals	52-54	4.08	154	148	11	4	0	865.2	921	481	392	65	68	341	640	54	8
	A.L. Totals	13-14	4.49	99	13	0	0	0	186.2	188	106	91	12	14	87	118	9	0
	N.L. Totals	66-96	5.15	256	233	6	3	0	1436.1	1586	897	822	162	113	712	762	51	12
	Major League Totals	79-110	5.06	355	246	6	3	0	1623.0	1774	1003	913	174	127	799	880	60	12

@ - rehab appearance

Wright's Career Transactions

- 1993 Selected by the Colorado Rockies in the 1st round (28th overall) of the June Free Agent Draft
- 1997 Placed on the 15-day D.L. (right shoulder inflammation), May 15...reinstated on June 8
- 1999 Acquired by the Milwaukee Brewers with C Henry Blanco as part of a 3-way trade with Oakland in which the Brewers received RHP Jimmy Haynes from Athletics, the Rockies received RHP Scott Karl, INF Jeff Cirillo and cash from the Brewers, and the Athletics received RHP Justin Miller and cash from the Rockies, December 13
- 2000 Placed on the 15-day D.L. (right rotator cuff tear), March 28...reinstated on May 23
- 2001 Placed on the 15-day D.L. (right intercostal muscle strain), May 21...reinstated on June 10
- 2002 Placed on the 15-day D.L. (right rotator cuff tear), April 5...reinstated on May 24
- Acquired by the St. Louis Cardinals in exchange for OF Chris Morris and RHP Mike Matthews, August 29
- 2003 Signed by the Seattle Mariners as a minor league free agent, January 28
- Signed by the Milwaukee Brewers as a minor league free agent, March 26
- Signed by the Texas Rangers as a minor league free agent, May 7
- Signed by the Kansas City Royals as a minor league free agent, June 20
- Signed by the Chicago Cubs as a minor league free agent, December 29
- 2004 Signed by the Kansas City Royals as a minor league free agent, March 27
- Signed by the Colorado Rockies as a Major League free agent, July 22
- 2006 Signed by the San Francisco Giants as a minor league free agent, January 19
- Placed on the MLB Suspended List, September 22...reinstated on September 25
- 2007 Signed by the Texas Rangers as a minor league free agent, January 27
- Placed on the 15-day D.L. (right shoulder inflammation), April 11...transferred to 60-day D.L., June 10...reinstated on June 16
- 2009 Signed by the Kansas City Royals as a minor league free agent, February 10

Wright's Career Fielding

POSITION	PCT.	G	PO	A	E	TC	DP
Pitcher	.957	355	147	278	19	444	24

Wright's M.L. Batting Totals

	AVG.	AB	H	HR	RBI
M.L. Totals	.147	436	64	1	17

SCOUTING

REVIEW

HISTORY

RECORDS

OPPONENTS

SCOUTING/PLAYER DEV.

MEDIA & MISC.



JAMEY WRIGHT (CONT.)

Wright's 2008 and Career Breakdown

	2008								Career							
	W-L	S	ERA	G	IP	H	ER	W-L	S	ERA	G	IP	H	ER		
vs. American League																
vs. Baltimore	1-0	0	1.17	4	7.2	7	1	1-0	0	0.79	5	11.1	8	1		
Boston	0-0	0	2.70	4	3.1	3	1	0-1	0	3.24	5	8.1	9	3		
Chicago	1-0	0	4.91	3	3.2	4	2	1-2	0	7.20	7	20.0	23	16		
Cleveland	1-1	0	1.17	6	7.2	6	1	1-2	0	2.00	8	18.0	12	4		
Detroit	1-0	0	11.57	4	4.2	9	6	4-0	0	2.73	9	33.0	32	10		
Kansas City	0-0	0	1.69	5	5.1	3	1	2-1	0	2.89	11	28.0	33	9		
Los Angeles	1-3	0	14.14	7	7.0	16	11	3-4	0	4.25	12	36.0	39	17		
Minnesota	0-1	0	12.00	4	3.0	6	4	0-4	0	5.24	8	22.1	27	13		
New York	0-0	0	9.95	5	6.1	11	7	0-0	0	9.95	5	6.1	11	7		
Oakland	1-1	0	4.63	11	11.2	5	6	2-1	0	6.55	15	33.0	28	24		
Seattle	0-0	0	4.50	7	8.0	10	4	0-2	0	4.91	11	33.0	36	18		
Tampa Bay	0-0	0	1.93	3	4.2	5	1	0-0	0	5.40	5	10.0	11	6		
Texas	-	-	-	-	-	-	-	0-0	0	15.75	1	4.0	8	7		
Toronto	0-0	0	6.75	3	2.2	3	2	0-1	0	5.40	4	6.2	8	4		
vs. National League																
vs. Arizona	-	-	-	-	-	-	-	3-6	0	5.18	13	73.0	88	42		
Atlanta	1-0	0	0.00	3	2.2	2	0	9-2	0	5.71	17	75.2	90	48		
Chicago	-	-	-	-	-	-	-	7-4	0	3.22	16	103.1	78	37		
Cincinnati	-	-	-	-	-	-	-	6-5	0	5.10	16	84.2	94	48		
Colorado	-	-	-	-	-	-	-	2-2	0	5.56	10	45.1	51	28		
Florida	-	-	-	-	-	-	-	4-5	0	4.96	11	69.0	74	38		
Houston	1-0	0	0.00	3	3.0	2	0	3-12	0	6.66	22	101.1	128	75		
Los Angeles	-	-	-	-	-	-	-	4-8	0	4.28	21	111.1	111	53		
Milwaukee	-	-	-	-	-	-	-	3-4	0	5.40	8	43.1	50	26		
New York	0-0	0	0.00	1	1.0	0	0	1-3	0	5.12	11	65.0	77	37		
Philadelphia	0-0	0	0.00	1	1.1	0	0	3-6	0	6.29	12	63.0	73	44		
Pittsburgh	-	-	-	-	-	-	-	4-11	0	5.67	21	119.0	134	75		
St. Louis	-	-	-	-	-	-	-	4-7	0	5.60	16	88.1	97	55		
San Diego	-	-	-	-	-	-	-	3-6	0	5.70	20	109.0	137	69		
San Francisco	-	-	-	-	-	-	-	3-6	0	5.18	20	106.0	113	61		
Washington	0-1	0	13.50	1	0.2	1	1	6-5	0	3.57	15	95.2	94	38		
Monthly																
March/April	1-1	0	4.41	13	16.1	17	8	12-10	0	5.77	42	184.0	217	118		
May	2-0	0	1.59	14	17.0	7	3	12-14	0	5.37	44	189.1	200	113		
June	1-2	0	5.40	14	11.2	12	7	11-21	0	5.08	53	248.1	267	140		
July	2-1	0	8.16	11	14.1	23	13	14-22	0	5.44	61	301.1	345	182		
August	0-2	0	4.80	13	15.0	19	8	11-27	0	4.62	79	373.2	401	192		
September/October	2-1	0	8.10	10	10.0	15	9	19-16	0	4.63	76	326.2	344	168		
Situational Pitching																
Home	7-5	0	4.95	41	43.2	52	24	46-50	0	5.85	182	801.0	941	521		
Road	1-2	0	5.31	34	40.2	41	24	33-60	0	4.29	173	822.0	833	392		
Before ASG	6-4	0	4.39	46	53.1	49	26	41-51	0	5.22	158	706.1	771	410		
After ASG	2-3	0	6.39	29	31.0	44	22	38-59	0	4.94	197	916.2	1003	503		
Starter	-	-	-	-	-	-	-	69-101	0	5.13	246	1472.0	1630	839		
Reliever	8-7	0	5.12	75	84.1	93	48	10-9	0	4.41	109	151.0	144	74		

Wright's Career By Ballpark

Ballpark	W-L	S	ERA	G	IP	ER	Ballpark	W-L	S	ERA	G	IP	ER
Camden Yards	0-0	0	0.00	2	4.0	0	Coors Field	17-25	0	6.62	72	399.2	294
Fenway Park	0-1	0	2.45	4	7.1	2	Dolphin Stadium	3-2	0	3.11	7	46.1	16
U.S. Cellular	0-1	0	4.20	4	15.0	7	Astrodome	0-2	0	6.75	5	22.2	17
Progressive Field	1-1	0	1.64	3	11.0	2	Minute Maid Park	1-5	0	7.17	9	37.2	30
Comerica Park	2-0	0	3.38	4	21.1	8	Dodger Stadium	4-4	0	2.97	12	63.2	21
Kauffman Stadium	1-2	0	6.63	6	19.0	14	County Stadium	5-4	0	4.05	16	100.0	45
Angel Stadium	0-2	0	3.86	6	21.0	9	Miller Park	10-14	0	5.82	31	170.0	110
Metrodome	0-2	0	7.88	4	8.0	7	Shea Stadium	0-0	0	3.10	5	29.0	10
Old Yankee Stadium	0-0	0	20.25	2	2.2	6	Veterans Stadium	0-1	0	5.14	1	7.0	4
Oakland Coliseum	1-0	0	2.93	7	15.1	5	Citizens Bank Park	1-1	0	2.89	3	18.2	6
Kingdome	0-1	0	4.50	1	6.0	3	Three Rivers	1-2	0	6.21	5	29.0	20
SAFECO Field	0-1	0	4.38	4	12.1	6	PNC Park	1-6	0	4.13	9	56.2	26
Tropicana Field	0-0	0	0.00	1	1.2	0	Busch Stadium II	2-4	0	6.68	7	33.2	25
Rangers Ballpark	10-5	0	4.20	52	79.1	37	Busch Stadium	0-0	0	8.10	1	3.1	3
Rogers Centre	0-1	0	3.00	3	6.0	2	Qualcomm Stadium	0-0	0	2.79	3	19.1	6
Chase Field	1-3	0	4.79	6	35.2	19	PETCO Park	0-1	0	4.26	4	19.0	9
Atlanta-Fulton County	1-0	0	4.50	1	6.0	3	3Com Park	0-2	0	4.18	5	28.0	13
Turner Field	2-1	0	5.01	5	23.1	13	AT&T Park	6-5	0	4.92	21	106.0	58
Wrigley Field	5-3	0	3.04	9	56.1	19	Olympic Stadium	2-2	0	2.38	5	34.0	9
Cinergy Field	2-3	0	4.67	6	34.2	18	Nationals Park	0-1	0	13.50	1	0.2	1
Great American	0-2	0	7.11	3	12.2	10							



67 MATT WRIGHT

RHP

HEIGHT: 6-4 WEIGHT: 269 BATS/THROWS R/R
 OPENING DAY AGE: 27
 BORN: March 13, 1982 (Waco, Texas) RESIDES: Lorena, Texas
 M.L. SERVICE: 0 days (rookie) SIGNED THRU: 2009
 ACQUIRED: Signed as a minor league free agent, October 27, 2006

2008

- Spent his second straight season providing depth in the Omaha starting rotation...his 148 innings pitched were the second most in his career, trailing his 152.2 innings in 2002 for Macon.

Minor League Notes

- Posted a 4.06 ERA in 28 games (21 starts) for Omaha in 2007, the 7th-best ERA in the Pacific Coast League.
- Was a member of the 2007 gold-medal winning USA Baseball Team at the World Cup in Chinese Taipei...appeared in 2 games (1 start), going 1-0 with a 1.00 ERA (9.0 IP, 5 H, 1 ER, 2 BB, 10 SO).
- Posted a combined 7-9 record in 20 games, including 17 starts, for Mississippi and the Gulf Coast Braves (R) in 2005.
- Spent his 2004 season with Myrtle Beach (A), recording a 4-6 record with a 3.39 ERA in 24 games (21 starts)...ranked sixth in the organization, second in the league and led the Pelicans with 133 strikeouts...ranked ninth in the organization and sixth in the league in ERA...named to the Carolina League All-Star team.
- Split 2003 between Myrtle Beach and Rome (R)...went 10-2 with a 1.65 ERA in 14 games (13 starts) for Rome...struck out 156 batters in a combined 142.2 innings.
- In 2001 with Danville (R), led the league in starts (14) and finished second in strikeouts (89) and fourth in innings pitched (72.2).
- Selected by the Atlanta Braves in the 21st round of the 2000 June Free Agent Draft...signed by Charlie Smith.

Miscellaneous Notes

- Matthew Jared (Matt) Wright resides in Lorena, Texas.
- Graduated from Robinson (Texas) High...played in the Class A-AAA Texas High School Baseball Coaches Association 2000 All-Star Game.

Wright's Career Statistics

Year	Club	W-L	ERA	G	GS	CG	SHO	SV	IP	H	R	ER	HR	HB	BB	SO	WP	BK
2000	Gulf Coast Braves	0-2	0.86	12	0	0	0	4	21.0	8	5	2	0	1	11	30	2	0
2001	Danville	3-5	3.72	14	*14	1	0	0	72.2	60	40	30	4	2	26	89	13	2
2002	Macon	10-8	3.18	26	25	0	0	0	152.2	135	68	54	11	9	60	146	9	0
2003	Myrtle Beach	2-7	6.38	13	13	0	0	0	60.2	82	47	43	7	2	42	58	12	1
	Rome	10-2	1.65	14	13	1	1	0	82.0	53	19	15	2	0	32	98	4	1
2004	Myrtle Beach	4-6	3.39	24	21	1	0	0	124.2	115	55	47	4	1	58	133	12	2
2005	Mississippi	6-8	6.11	17	14	0	0	1	84.0	101	60	57	7	1	37	63	5	0
	Gulf Coast Braves	1-1	3.12	3	3	0	0	0	8.2	11	8	3	0	0	2	9	0	0
2006	Richmond	3-5	5.77	10	10	0	0	0	48.1	57	33	31	6	2	29	34	5	1
	Mississippi	7-3	2.22	15	14	0	0	0	89.0	74	26	22	3	5	28	84	2	0
2007	Omaha	10-5	4.06	28	21	0	0	0	137.1	142	68	62	21	2	40	98	3	0
2008	Omaha	4-10	5.47	27	23	1	0	0	148.0	169	99	90	29	5	60	90	11	0
Minor League Totals		60-62	3.99	203	171	4	1	5	1029.0	1007	528	456	94	30	425	932	78	7

* - Led League

Wright's Career Transactions

- 2000 Selected by the Atlanta Braves in the 21st round of the June Free Agent Draft...signed by Charlie Smith
- 2006 Signed by the Kansas City Royals as a minor league free agent, October 27

ROYALS

REVIEW

HISTORY

RECORDS

OPPONENTS

SCOUTING/PLAYER DEV.

MEDIA & MISC.



27

YASUHIKO YABUTA

RHP

HEIGHT: 6-2 **WEIGHT:** 189 **BATS/THROWS:** R/R
OPENING DAY AGE: 35 (Turns 36 on June 19)
BORN: June 19, 1973 (Osaka, Japan) **RESIDES:** Urayasu, Chiba, Japan
ML. SERVICE: 115 days **SIGNED THRU:** 2009
ACQUIRED: Signed as a Major League free agent, November 28, 2007

2008

- ▶ His first season on U.S. soil after 12 successful seasons with Chiba Lotte in Japan...had an up-and-down year, spending over 2 months in Omaha.
- ▶ Saw better results when pitching regularly, posting a 2.55 ERA (17.2 IP, 5 ER) on either no or one day of rest and a 6.75 ERA (20 IP, 15 ER) with 2 or more days of rest.
- ▶ Despite his overall struggles, still baffled left-handed hitters to the tune of a .185 (12-for-65) average.
- ▶ Tightened with runners in scoring position, holding hitters to a .194 (7-for-36) mark.
- ▶ Earned his first Major League win by recording a groundout by Bobby Abreu on June 9 at New York.
- ▶ Suffered his first Major League loss on June 10 vs. Texas.
- ▶ Was optioned to Omaha on June 25 after struggling to a 5.46 ERA through his first 26 relief appearances of the season...was designated for assignment on August 2 and outrighted to Omaha on August 6.
- ▶ Ended the season on a positive note, posting a 1.42 ERA (6.1 IP, 3 H, 1 ER, 0 BB, 5 SO) in 5 relief appearances after having his contract purchased from Omaha on September 2.

Career Notes

- ▶ Was given the "best middle-relief award" in the Pacific League in 2007.
- ▶ Was a 12-year veteran of the Japanese League, spending his entire career with Chiba Lotte in the Pacific League... was 44-59 in Japan with a 4.03 ERA in 343 games, including 86 starts.
- ▶ Served primarily as a starter from 1996-2003 before converting to a reliever prior to the 2004 season.
- ▶ Was a key component of the Japanese team that won the 2006 World Baseball Classic title...posted a 2.08 ERA in 4 appearances...allowed 2 hits and 1 run in 4.1 innings, walking 1 and striking out 5...was summoned into a tie game against the USA squad, with 2 outs and a runner on 3rd and struck out Alex Rodriguez to end the 7th...in the 8th, he induced a groundout from Chipper Jones before striking out Derrek Lee and Johnny Damon to end the inning.

Miscellaneous Notes

- ▶ Yasuhiro Yabuta resides in Chiba, Japan, with his wife, Hiroko, and their daughter, Nanaho.
- ▶ Name is pronounced Yah-soo-HEE-co Yah-BOO-tuh
- ▶ Played in the Industrial League of Japan prior to being drafted by Chiba Lotte.
- ▶ Attended Uenomiya High in Osaka, Japan.

Yabuta's Career Statistics

Year	Club	W-L	ERA	G	GS	CG	SHO	SV	IP	H	R	ER	HR	HB	BB	SO	WP	BK
1996	Chiba Lotte (Japan)	4-6	3.62	18	10	1	1	0	92.0	79	39	37	8	3	29	58	5	0
1997	Chiba Lotte (Japan)	5-9	3.94	25	20	4	0	0	146.1	144	69	64	16	2	48	74	7	2
1998	Chiba Lotte (Japan)	2-9	4.84	17	14	2	0	0	100.1	123	61	54	15	1	40	45	8	6
1999	Chiba Lotte (Japan)	5-4	4.89	12	10	0	0	0	57.0	68	33	31	9	2	30	33	3	1
2000	Chiba Lotte (Japan)	0-1	13.50	2	2	0	0	0	6.2	9	10	10	3	0	2	3	0	0
2001	Chiba Lotte (Japan)	4-6	3.88	27	13	0	0	0	97.1	94	46	42	15	3	40	70	4	0
2002	Chiba Lotte (Japan)	1-2	8.74	3	3	0	0	0	11.1	16	11	11	4	0	4	8	0	0
2003	Chiba Lotte (Japan)	5-6	5.90	17	13	0	0	0	68.2	74	45	45	12	2	27	44	3	0
2004	Chiba Lotte (Japan)	3-4	2.79	66	1	0	0	2	77.1	62	26	24	4	3	34	71	2	1
2005	Chiba Lotte (Japan)	7-4	3.07	51	0	0	0	2	55.2	42	20	19	7	2	13	54	1	0
2006	Chiba Lotte (Japan)	4-2	2.62	47	0	0	0	1	55.0	43	19	16	3	0	26	48	0	0
2007	Chiba Lotte (Japan)	4-6	2.73	58	0	0	0	4	62.2	64	21	19	5	2	10	45	1	0
2008	KANSAS CITY	1-3	4.78	31	0	0	0	0	37.2	41	21	20	6	0	17	25	1	0
	Omaha	4-3	5.36	20	0	0	0	3	40.1	46	24	24	3	0	16	33	1	0
Japan Totals		44-59	4.03	343	86	7	1	9	830.1	818	400	372	101	20	303	553	34	10
Minor League Totals		4-3	5.36	20	0	0	0	3	40.1	46	24	24	3	0	16	33	1	0
Major League Totals		1-3	4.78	31	0	0	0	0	37.2	41	21	20	6	0	17	25	1	0

Yabuta's Career Transactions

- 1995 Selected by the Chiba Lotte Marines as the number 2 pick
 2007 Signed by the Kansas City Royals as a Major League free agent, November 29



Yabuta's Career Fielding

POSITION	PCT.	G	PO	A	E	TC	DP
Pitcher	.857	31	4	2	1	7	0

Yabuta's World Baseball Classic Totals

Year	Club	W-L	ERA	G	GS	CG	SHO	SV	IP	H	R	ER	HR	HB	BB	SO
2006	Japan	0-0	2.08	4	0	0	0	0	4.1	2	1	1	1	1	0	5

Yabuta's 2008 and Career Breakdown

	2008								Career							
	W-L	S	ERA	G	IP	H	ER		W-L	S	ERA	G	IP	H	ER	
vs. American League																
vs. Baltimore	0-0	0	0.00	1	2.0	2	0	0-0	0	0.00	1	2.0	2	0	0	
Boston	0-0	0	0.00	2	2.0	0	0	0-0	0	0.00	2	2.0	0	0	0	
Chicago	0-0	0	0.00	3	4.1	2	0	0-0	0	0.00	3	4.1	2	0		
Cleveland	0-0	0	5.87	5	7.2	10	5	0-0	0	5.87	5	7.2	10	5		
Los Angeles	0-0	0	9.00	1	1.0	3	1	0-0	0	9.00	1	1.0	3	1		
Minnesota	0-0	0	0.00	4	6.0	5	0	0-0	0	0.00	4	6.0	5	0		
New York	1-0	0	0.00	3	1.0	1	0	1-0	0	0.00	3	1.0	1	0		
Oakland	0-0	0	27.00	2	1.2	3	5	0-0	0	27.00	2	1.2	3	5		
Seattle	0-0	0	6.75	1	1.1	1	1	0-0	0	6.75	1	1.1	1	1		
Texas	0-1	0	3.18	3	5.2	8	2	0-1	0	3.18	3	5.2	8	2		
Toronto	0-0	0	-	1	0.0	1	1	0-0	0	-	1	0.0	1	1		
vs. National League																
vs. Arizona	0-1	0	27.00	1	0.1	1	1	0-1	0	27.00	1	0.1	1	1		
Florida	0-0	0	0.00	2	2.0	1	0	0-0	0	0.00	2	2.0	1	0		
San Francisco	0-1	0	13.50	2	2.2	3	4	0-1	0	13.50	2	2.2	3	4		
Monthly																
March/April	0-0	0	8.31	9	13.0	19	12	0-0	0	8.31	9	13.0	19	12		
May	0-0	0	2.00	8	9.0	9	2	0-0	0	2.00	8	9.0	9	2		
June	1-3	0	4.82	9	9.1	10	5	1-3	0	4.82	9	9.1	10	5		
July	-	-	-	-	-	-	-	-	-	-	-	-	-	-	-	
August	-	-	-	-	-	-	-	-	-	-	-	-	-	-	-	
September/October	0-0	0	1.42	5	6.1	3	1	0-0	0	1.42	5	6.1	3	1		
Situational Pitching																
Home	0-2	0	4.12	13	19.2	26	9	0-2	0	4.12	13	19.2	26	9		
Road	1-1	0	5.50	18	18.0	15	11	1-1	0	5.50	18	18.0	15	11		
Before ASG	1-3	0	5.46	26	31.1	38	19	1-3	0	5.46	26	31.1	38	19		
After ASG	0-0	0	1.42	5	6.1	3	1	0-0	0	1.42	5	6.1	3	1		
Starter	-	-	-	-	-	-	-	-	-	-	-	-	-	-	-	
Reliever	1-3	0	4.78	31	37.2	41	20	1-3	0	4.78	31	37.2	41	20		

Yabuta's Career By Ballpark

Ballpark	W-L	S	ERA	G	IP	ER	Ballpark	W-L	S	ERA	G	IP	ER
Fenway Park	0-0	0	0.00	2	2.0	0	Chase Field	0-1	0	27.00	1	0.1	1
U.S. Cellular Field	0-0	0	0.00	2	3.0	0	Dolphin Stadium	0-0	0	0.00	2	2.0	0
Progressive Field	0-0	0	4.50	2	2.0	1							
Kauffman Stadium	0-2	0	4.12	13	19.2	9							
Metrodome	0-0	0	0.00	2	2.0	0							
Old Yankee Stadium	1-0	0	0.00	2	0.2	0							
Oakland Coliseum	0-0	0	27.00	2	1.2	5							
Safeco Field	0-0	0	6.75	1	1.1	1							
Rangers Ballpark	0-0	0	6.00	1	3.0	2							
Rogers Centre	0-0	0	-	1	0.0	1							

Yabuta's Single Game Bests

STRIKEOUTS (RELIEVER)		INNINGS PITCHED (RELIEVER)	
3	4/30/08 @ TEX	3.0	4/30/08 @ TEX
2 (6x)	4/15/08 @ SEA	2.2	4/24/08 vs. CLE
	5/7/08 vs. LAA		2.0 (6x) 4/11/08 vs. MIN
	5/9/08 vs. BAL		5/9/08 vs. BAL
	6/4/08 @ CWS		5/29/08 vs. MIN
	9/19/08 vs. CWS		6/4/08 @ CWS
	9/26/08 @ MIN		6/11/08 vs. TEX
			9/5/08 vs. CLE

HOW TO

REVIEW

HISTORY

RECORDS

OPPONENTS

SCOUTING/PLAYER DEV.

MEDIA & MISC.



NATIONAL BASEBALL HALL OF FAME AND MUSEUM

25 Main Street, Cooperstown, New York 13326
Phone: (607) 547-7200 Fax: (607) 547-2044
Public Relations: (607) 547-0215
e-mail address: info@baseballhalloffame.org
Web site: baseballhall.org

Summer Hours: Memorial Day Weekend - Labor Day Weekend: 9 a.m. to 9 p.m.

Off-Season Hours: 9 a.m. to 5 p.m.

Holiday Closings: Thanksgiving Day, Christmas Day, and New Year's Day.

DIRECTORY: Jane Forbes Clark (Chairman), Joe Morgan (Vice Chairman), Jeff Idelson (President), Bill Haase (Senior Vice President), Sean Gahagan (Vice President, Retail Marketing & Licensing), Ted Spencer (Vice President, Chief Curator), Ken Meifert (Senior Director, Development), Brad Horn (Senior Director, Communications & Education), Jim Gates (Librarian), Tim Wiles (Research Director)

COMMUNICATIONS CONTACTS: Craig Muder (Communications Director), Samantha Carr (Media Relations Coordinator), Trevor Hayes (Editorial Production Manager), Jackie Brown (Communications Associate)

HALL OF FAME WEEKEND 2009: July 24-27

Induction Ceremony:

Sunday, July 26, 1:30 p.m. EDT, Clark Sports Center

HALL OF FAME CLASSIC

Sunday, June 21, time TBA, Doubleday Field;

For more information, visit www.baseballhall.org

ROYALS IN THE HALL OF FAME

A total of seven former players and managers in the National Baseball Hall of Fame spent some or part of their professional careers with the Kansas City Royals including 2009 Veterans Committee selection and the franchise's first manager Joe Gordon (1969), George Brett (1973-1993), Orlando Cepeda (1974), Harmon Killebrew (1975), Bob Lemon (1970-1972) and Gaylord Perry (1983). Of these players, only George Brett spent the majority of his career with the Royals organization. To learn more about Kansas City Royals in the Hall of Fame, visit the "Hall of Famers" team pages at www.baseballhall.org.

NOTABLE ROYALS ARTIFACTS IN COOPERSTOWN

- Bat used by Billy Butler to hit a two-run homer in the 2006 Futures Game to win MVP honors.
- Helmet from Reggie Sanders to hit his 300th home run on June 10, 2006, becoming the fifth player in history to hit 300 home runs and steal 300 bases in a career.
- Jersey worn by third baseman Joe Randa on September 9, 2004, to tie the American League record of six hits in a game and tie the major league record of six runs scored in a game.
- Cap worn by Tony Pena, marking the first game with two opposing Dominican managers, against Detroit, June 25, 2002.
- Bat used by Hall of Famer George Brett at the end of the 1990 season, becoming the first player to win batting titles in three different decades.
- Cap worn by 1985 World Series MVP Bret Saberhagen.
- Bat from the famous pine-tar incident on July 24, 1983 when Hall of Famer George Brett hit a ninth inning go-ahead home run off Hall of Famer Goose Gossage only to be called out, setting off a bench-clearing incident.
- Bat used by Willie Aikens in the 1980 World Series to hit four home runs and bat .400.
- Program from the 1976 American League Championship Series against the New York Yankees.
- Baseball from Steve Busby's no-hitter on April 27, 1973.



Reggie Sanders' batting helmet.

A LOOK AHEAD TO 2010

Ballots for the 2010 Hall of Fame/BBWAA election will be distributed in early December with results from the voting scheduled to be announced in January 2010. A partial list of first-year candidates for election include: Roberto Alomar, Ellis Burks, Andres Galarraga, Barry Larkin, Edgar Martinez, Fred McGriff and Robin Ventura. Historical voting data from all past BBWAA elections can be accessed exclusively at www.baseballhall.org, under the "Hall of Famers" section.

THE INSIDE NEWS FROM COOPERSTOWN

- If you have an interest in receiving *Around The Horn*, the monthly media newsletter of the Hall of Fame, please send an e-mail to info@baseballhalloffame.org. Be sure to include your name, name of organization and e-mail address.
- If you would like to receive interesting stories and timely news items direct from the Hall of Fame and get the inside track on the latest happenings in Cooperstown, sign up for *Inside Pitch*. There's no cost to receive our weekly electronic newsletter in your e-mail box at home or work and it's easy to enroll: Just log on to www.baseballhall.org.
- Media members are invited to visit the Digital News Room of the National Baseball Hall of Fame and Museum for up-to-the-minute news from Cooperstown, by visiting www.baseballhall.org/news/.

RESEARCH ASSISTANCE

The Hall of Fame is pleased to provide assistance in baseball research and members of the media are encouraged to utilize this valuable baseball resource whenever necessary, by calling the Public Relations department at (607) 547-0215, or the Library Reference desk at (607) 547-0330.

2008
YEAR-IN-REVIEW





2008 GAME-BY-GAME RECORD

Date	Opp.	D/N	W-L	Score	Rec.	Pos.	GB	Winning Pitcher	Losing Pitcher	Save	Home Att.	Home Total	Home No.	Home Road	Road Total
March (1-0)															
3/31	at DET	D	W	5-4 (11)	1-0	T1	-	Nunez (1-0)	Bautista	Soria (1)	44,934			1	44,934
April (11-15)															
4/2	at DET	D	W	4-0	2-0	T1	-	Bannister (1-0)	Rogers	-	32,348			2	77,282
4/3	at DET	D	W	4-1	3-0	1	+1.0	Greinke (1-0)	Bonderman	Soria (2)	32,735			3	110,017
4/4	at MIN	N	L	3-4	3-1	1	+1.0	Baker	Bale (0-1)	Nathan	21,847			4	131,864
4/5	at MIN	D	L	4-6	3-2	T1	-	Hernandez	Meche (0-1)	Nathan	21,262			5	153,126
4/6	at MIN	D	W	3-1	4-2	T1	-	Tomko (1-0)	Bonser	Soria (3)	21,765			6	174,891
4/8	NY	D	W	5-2	5-2	T1	-	Bannister (2-0)	Hughes	Soria (4)	37,296	1	37,296		
4/9	NY	N	W	4-0	6-2	1	+1.0	Greinke (2-0)	Farnsworth	Gobble (1)	19,007	2	56,303		
4/10	NY	N	L	1-6	6-3	1	+0.5	Pettitte	Bale (0-2)	-	16,143	3	72,446		
4/11	MIN	N	L	0-5	6-4	1	+0.5	Hernandez	Meche (0-2)	-	16,691	4	89,137		
4/12	MIN	N	L	0-2	6-5	T2	-0.5	Bonser	Tomko (1-1)	Nathan	36,300	5	125,437		
4/13	MIN	D	W	5-1	7-5	2	-0.5	Bannister (C, 3-0)	Liriano	-	13,886	6	139,323		
4/14	at SEA	N	W	5-1	8-5	1	+0.5	Greinke (C, 3-0)	Washburn	-	16,751			7	191,642
4/15	at SEA	D	L	6-11	8-6	2	-0.5	Batista	Bale (0-3)	-	17,137			8	208,779
4/16	at LAA	N	W	3-2	9-6	2	-0.5	Meche (1-2)	Weaver	Soria (5)	41,336			9	250,115
4/17	at LAA	N	L	3-5	9-7	2	-0.5	Garland	Tomko (1-2)	Rodriguez	40,021			10	290,136
4/18	at OAK	N	L	2-13	9-8	2	-1.5	Gaudin	Bannister (3-1)	-	12,528			11	302,664
4/19	at OAK	D	L	5-6	9-9	2	-1.5	Devine	Peralta (0-1)	Street	20,390			12	323,054
4/20	at OAK	D	L	1-7	9-10	T2	-2.5	Eveland	Hochevar (0-1)	-	18,645			13	341,699
4/22	CLE	N	L	1-15	9-11	3	-2.5	Sabathia	Meche (1-3)	-	16,165	7	155,488		
4/23	CLE	N	L	Rained Out - To be made up as part of a two-night doubleheader Thursday, April 24 (5:10 p.m. CT)											
4/24	CLE (1)	N	L	6-9	9-12	-	-	Carmona	Tomko (1-3)	Betancourt	-	-	-	-	-
	CLE (2)	N	L	0-2	9-13	5	-3.5	Lee (C)	Bannister (3-2)	-	11,637	8	167,125		
4/25	TOR	N	W	8-4	10-13	T3	-3.0	Nunez (2-0)	Burnett	-	22,561	9	189,686		
4/26	TOR	N	W	2-1	11-13	T3	-2.5	Hochevar (1-0)	Marcum	Soria (6)	24,078	10	213,764		
4/27	TOR	D	L	2-5	11-14	T3	-3.5	Litsch	Meche (1-4)	Carlson	13,998	11	227,762		
4/29	at TEX	N	W	9-5	12-14	T2	-2.5	Mahay (1-0)	Jennings	-	16,472			14	358,171
4/30	at TEX	N	L	9-11	12-15	5	-2.5	Millwood	Bannister (3-3)	-	17,705			15	375,876
May (10-19)															
5/1	at TEX	D	L	1-2	12-16	5	-3.0	Ponson	Greinke (3-1)	Wilson	14,563			16	390,439
5/2	at CLE	N	L	Rained Out - To be made up as part of a day-night doubleheader on September 13 (12:05 p.m. CT)											
5/3	at CLE	N	W	4-2	13-16	T4	-2.0	Hochevar (2-1)	Sabathia	Soria (7)	27,272			17	417,711
5/4	at CLE	D	W	2-0	14-16	3	-2.0	Meche (2-4)	Laffey	Soria (8)	27,836			18	445,547
5/5	LAA	N	L	0-4	14-17	T3	-2.5	Santana (C)	R. Ramirez (0-1)	-	12,157	12	239,919		
5/6	LAA	N	L	3-5	14-18	4	-2.5	Oliver	Bannister (3-4)	Rodriguez	11,354	13	251,273		
5/7	LAA	N	W	9-4	15-18	4	-2.5	Greinke (4-1)	Weaver	-	11,084	14	262,357		
5/8	BAL	N	L	1-4	15-19	4	-2.5	Cabrera (C)	Hochevar (2-2)	-	11,781	15	274,138		
5/9	BAL	N	L	4-7	15-20	T4	-3.5	Trachsel	Meche (2-5)	Sherrill	21,873	16	296,011		
5/10	BAL	N	L	5-6	15-21	T4	-3.5	Olson	Tomko (1-4)	Sherrill	15,808	17	311,819		
5/11	BAL	D	W	4-0	16-21	4	-3.5	Bannister (4-4)	Burres	-	18,635	18	330,454		
5/13	DET	N	W	3-2	17-21	4	-3.0	Nunez (3-0)	Cruetta	Soria (9)	11,703	19	342,157		
5/14	DET	N	W	2-0	18-21	4	-2.5	Hochevar (3-2)	Verlander	Soria (10)	14,053	20	356,210		
5/15	DET	D	W	8-4	19-21	4	-2.5	Meche (3-5)	Rogers	-	34,734	21	390,944		
5/16	at FLA	N	W	7-6	20-21	4	-1.5	Tomko (2-4)	A. Miller	Soria (11)	14,825			19	460,372
5/17	at FLA	N	L	3-7	20-22	4	-2.0	Kensing	Bannister (4-5)	-	16,214			20	476,586
5/18	at FLA	D	W	9-3	21-22	T3	-2.0	Greinke (5-1)	Badenhop	-	10,617			21	487,203
5/19	at BOS	N	L	0-7	21-23	4	-2.5	Lester (C)	Hochevar (3-3)	-	37,746			22	524,949
5/20	at BOS	N	L	1-2	21-24	4	-3.5	Masterson	Meche (3-6)	Papelbon	37,486			23	562,435
5/21	at BOS	N	L	3-6	21-25	4	-4.5	Colton	Tomko (2-5)	-	37,674			24	600,109
5/22	at BOS	D	L	8-11	21-26	4	-5.5	Matsuzaka	Bannister (4-6)	Papelbon	37,613			25	637,722
5/23	at TOR	N	L	1-7	21-27	4	-5.5	Halladay (C)	Greinke (5-2)	-	24,207			26	661,929
5/24	at TOR	D	L	0-6	21-28	T4	-5.5	Litsch (C)	Hochevar (3-4)	-	28,162			27	690,091
5/25	at TOR	D	L	1-3	21-29	T4	-6.5	McGowan	Meche (3-7)	Ryan	29,315			28	719,406
5/26	at TOR	D	L	2-7	21-30	T4	-7.5	Marcum	Tomko (2-6)	-	23,157			29	742,563
5/27	MIN	N	L	3-4 (12)	21-31	T4	-7.5	Crain	Nunez (3-1)	Guerrier	17,191	22	408,135		
5/28	MIN	N	L	8-9 (10)	21-32	5	-8.5	Crain	Peralta (0-2)	Nathan	13,621	23	421,756		
5/29	MIN	N	L	1-5	21-33	5	-9.5	Slowey (C)	Hochevar (3-5)	-	12,336	24	434,092		
5/30	CLE	N	L	4-5	21-34	5	-9.5	Lee	Tomko (2-7)	Borowski	25,243	25	459,335		
5/31	CLE	N	W	4-2	22-34	5	-8.5	Davies (1-0)	Sabathia (C)	Soria (12)	23,923	26	483,258		

2008 GAME-BY-GAME (CONT.)



Date	Opp.	D/N	W-L	Score	Rec.	Pos.	GB	Winning Pitcher	Losing Pitcher	Save	Home Atl.	Home No.	Home Road Total	Road No.	Road Total
June (16-11)															
6/1	CLE	D	W	6-1	23-34	5	-7.5	Bannister (5-6)	Byrd	-	22,345	27	505,603		
6/3	at CWS	N	L	5-9	23-35	5	-8.5	Floyd	Greinke (5-3)	-	21,727		30	764,290	
6/4	at CWS	N	L	4-6 (15)	23-36	5	-9.5	Dotel	Gobble (0-1)	-	23,515		31	787,805	
6/5	at CWS	N	L	2-6	23-37	5	-10.5	Contreras	Meche (3-8)	-	25,104		32	812,909	
6/6	at NYY	N	W	2-1	24-37	5	-10.5	Davies (2-0)	Rasner	Soria (13)	52,187		33	865,096	
6/7	at NYY	D	L	11-12	24-38	5	-11.5	Rivera	Soria (0-1)	-	53,611		34	918,707	
6/8	at NYY	D	L	3-6	24-39	5	-12.5	Giuse	Greinke (5-4)	Rivera	54,213		35	972,920	
6/9	at NYY	D	W	3-2	25-39	5	-12.5	Yabuta (1-0)	Rivera	Soria (14)	53,633		36	1,026,553	
6/10	TEX	N	L	5-6	25-40	5	-12.5	Guardado	Yabuta (1-1)	Wilson	14,741	28	520,344		
6/11	TEX	N	L	5-11	25-41	5	-12.5	Padilla	Gobble (0-2)	-	20,840	29	541,184		
6/12	TEX	D	W	6-5	26-41	5	-11.5	Mahay (2-0)	Francisco	Soria (15)	15,515	30	556,699		
6/13	at ARI	N	L	0-1 (10)	26-42	5	-12.5	Buckner	Yabuta (1-2)	-	33,323		37	1,059,876	
6/14	at ARI	N	W	12-3	27-42	5	-11.5	Hochevar (4-5)	Johnson	-	44,615		38	1,104,491	
6/15	at ARI	D	W	8-3	28-42	5	-10.5	Meche (4-8)	Owings	-	39,125		39	1,143,616	
6/17	at STL	N	W	2-1	29-42	5	-10.5	Davies (3-0)	Villone	Soria (16)	44,050		40	1,187,666	
6/18	at STL	N	W	3-2	30-42	5	-10.5	Bannister (6-6)	McClellan	Soria (17)	43,810		41	1,231,476	
6/19	at STL	D	W	4-1	31-42	5	-10.5	Greinke (6-4)	Thompson	Soria (18)	44,277		42	1,278,753	
6/20	SF	N	L	4-9	31-43	5	-10.5	Cain	Yabuta (1-3)	-	34,588	31	591,287		
6/21	SF	N	W	5-3	32-43	5	-9.5	Meche (5-8)	Correia	Soria (19)	28,903	32	620,190		
6/22	SF	D	W	11-10	33-43	5	-8.5	Mahay (3-0)	Hinshaw	Soria (20)	20,499	33	640,689		
6/23	COL	N	W	8-4	34-43	5	-8.0	Bannister (7-6)	Francis	-	12,260	34	652,949		
6/24	COL	N	W	7-3	35-43	5	-8.0	Greinke (7-4)	De La Rosa	-	19,169	35	672,118		
6/25	COL	N	W	4-2	36-43	4	-7.0	Hochevar (5-5)	Cook	Soria (21)	16,615	36	688,733		
6/27	STL	N	W	7-2	37-43	T4	-7.5	Meche (6-8)	Pineiro	-	36,360	37	725,093		
6/28	STL	N	L	1-5	37-44	T4	-8.5	Boggs	Davies (3-1)	-	37,537	38	762,630		
6/29	STL	D	L	6-9	37-45	T4	-9.5	Perez	Bannister (7-7)	Franklin	31,803	39	794,433		
6/30	at BAL	N	W	6-5 (11)	38-45	4	-9.5	Mahay (4-0)	Bradford	Soria (22)	15,289		43	1,294,042	
July (12-14)															
7/1	at BAL	N	L	5-7	38-46	4	-10.5	Liz	Hochevar (5-6)	Sherrill	19,756		44	1,313,798	
7/2	at BAL	N	L	2-5	38-47	4	-11.5	Cabrera (C)	Meche (6-9)	-	17,909		45	1,331,707	
7/3	at BAL	N	W	10-7	39-47	4	-10.5	Peralta (1-2)	Lowen	Soria (23)	16,782		46	1,348,489	
7/4	at TB	D	L	2-11	39-48	4	-10.5	Jackson	Bannister (7-8)	-	16,830		47	1,365,319	
7/5	at TB	N	L	0-3	39-49	4	-11.5	Sonnastine	Greinke (7-5)	Balfour	30,418		48	1,395,737	
7/6	at TB	D	L	2-9	39-50	4	-12.5	Shields	Hochevar (5-7)	-	20,587		49	1,416,324	
7/7	at TB	D	W	7-4 (10)	40-50	4	-12.0	Soria (1-1)	Wheeler	-	16,293		50	1,432,617	
7/8	CWS	N	L	7-8 (13)	40-51	4	-13.0	Masset	Tejeda (0-1)	-	13,614	40	808,047		
7/9	CWS	N	L	6-7	40-52	4	-14.0	Russell	Tejeda (0-2)	Dotel	16,502	41	824,549		
7/10	CWS	N	W	4-1	41-52	4	-13.0	Mahay (5-0)	Buehrle	Soria (24)	14,547	42	839,096		
7/11	SEA	N	W	3-1	42-52	4	-12.0	Hochevar (6-7)	Hernandez	Soria (25)	25,345	43	864,441		
7/12	SEA	N	W	5-4	43-52	4	-12.0	H. Ramirez (1-0)	Morrow	-	23,792	44	888,233		
7/13	SEA	D	L	3-4	43-53	4	-12.0	Green	Soria (1-2)	Morrow	21,421	45	909,654		
7/18	at CWS	N	L	5-9	43-54	4	-13.0	Buehrle	Greinke (7-6)	-	36,291		51	1,468,908	
7/19	at CWS	N	W	9-1	44-54	4	-12.0	Meche (7-9)	Floyd	-	36,566		52	1,505,474	
7/20	at CWS	D	W	8-7	45-54	4	-11.0	R. Ramirez (1-1)	Thornton	Soria (26)	32,269		53	1,537,743	
7/21	DET	N	L	4-19	45-55	T4	-11.0	Miner	Hochevar (6-8)	-	14,137	46	923,791		
7/22	DET	N	L	1-7	45-56	T4	-12.0	Rogers	Davies (3-2)	-	22,074	47	945,865		
7/23	DET	D	L	1-7	45-57	T4	-13.0	Galarraga	Greinke (7-7)	-	16,594	48	962,459		
7/24	TB	N	W	4-2	46-57	4	-12.5	Meche (8-9)	Garza	Soria (27)	25,900	49	988,359		
7/25	TB	N	L	3-5	46-58	5	-13.5	Jackson	Bannister (7-9)	Percival	31,535	50	1,019,894		
7/26	TB	N	L	3-5	46-59	5	-14.5	Reyes	H. Ramirez (1-1)	Percival	24,322	51	1,044,216		
7/27	TB	D	W	6-1	47-59	4	-13.5	Davies (4-2)	Sonnastine	-	13,779	52	1,057,995		
7/28	at OAK	N	W	4-2	48-59	4	-12.5	Greinke (8-7)	Braden	Soria (28)	12,464		54	1,550,207	
7/29	at OAK	N	W	5-2	49-59	4	-11.5	Meche (9-9)	Smith	Soria (29)	12,182		55	1,562,389	
7/30	at OAK	D	W	4-3 (10)	50-59	4	-11.5	R. Ramirez (2-1)	Street	Soria (30)	26,272		56	1,588,661	

ROYALS

REVIEW

HISTORY

RECORDS

OPPONENTS

SCOUTING/PLAYER DEV.

MEDIA & MISC.



2008 GAME-BY-GAME (CONT.)

Date	Opp.	D/N	W-L	Score	Rec.	Pos.	GB	Pitching			Home	Home	Home	Road	Road
								Pitcher	Pitcher	Save	Att.	No.	Total	No.	Total
August (7-20)															
8/1	CWS	N	L	2-4	50-60	4	-12.0	Vazquez	Hochevar (6-9)	Jenks	21,291	53	1,079,286		
8/2	CWS	D	W	9-7	51-60	4	-11.0	Davies (5-2)	Buehrle	Soria (31)	21,866	54	1,101,152		
8/3	CWS	D	W	14-3	52-60	4	-10.5	Greinke (9-7)	Richard	-	15,268	55	1,116,420		
8/4	BOS	N	W	4-3	53-60	4	-9.5	Meche (10-9)	Buchholz	Soria (32)	24,378	56	1,140,798		
8/5	BOS	N	L	2-8	53-61	4	-10.5	Beckett	Bannister (7-10)	-	22,069	57	1,162,867		
8/6	BOS	N	L	2-8	53-62	4	-11.5	Wakefield	Hochevar (6-10)	-	24,294	58	1,187,161		
8/8	MIN	N	L	1-4	53-63	4	-12.0	Slowey	Davies (5-3)	Nathan	33,653	59	1,220,814		
8/9	MIN	N	L	3-7	53-64	4	-12.5	Liriano	Greinke (9-8)	-	27,960	60	1,248,774		
8/10	MIN	D	W	5-4 (12)	54-64	4	-12.0	Tejada (1-2)	Breslow	-	23,163	61	1,271,937		
8/12	at CWS	N	L	0-9	54-65	5	-12.5	Vazquez	Bannister (7-11)	-	31,099			57	1,619,760
8/13	at CWS	N	L	0-4	54-66	5	-13.5	Buehrle	Hochevar (6-11)	-	37,838			58	1,657,598
8/14	at CWS	D	L	2-9	54-67	5	-14.5	Broadway	Davies (5-4)	-	32,788			59	1,690,386
8/15	at NYY	N	W	4-3	55-67	5	-13.5	Nunez (4-1)	Rivera	Soria (33)	53,067			60	1,743,453
8/16	at NYY	D	L	2-3 (13)	55-68	5	-14.5	Robertson	Fulehino (0-1)	-	54,180			61	1,797,633
8/17	at NYY	D	L	6-15	55-69	5	-15.5	Mussina	Bannister (7-12)	-	54,114			62	1,851,747
8/19	at CLÉ	N	L	4-9	55-70	5	-17.0	Reyes	Hochevar (6-12)	-	18,946			63	1,870,693
8/20	at CLÉ	N	L	5-8	55-71	5	-18.0	Rincon	Soria (1-3)	Lewis	23,920			64	1,894,613
8/21	at CLÉ	D	L	3-10	55-72	5	-18.5	Lee	Greinke (9-9)	-	21,391			65	1,916,004
8/22	DET	N	L	3-4	55-73	5	-19.0	Verlander	Bannister (7-13)	Rodney	18,361	62	1,290,298		
8/23	DET	N	L	0-4	55-74	5	-19.0	Miner	Davies (5-5)	-	27,346	63	1,317,644		
8/24	DET	D	W	7-3	56-74	5	-18.5	Duckworth (1-0)	Rogers	-	16,663	64	1,334,307		
8/25	TEX	N	L	4-9	56-75	5	-19.0	Feldman	Meche (10-10)	-	12,399	65	1,346,706		
8/26	TEX	N	L	1-2	56-76	5	-20.0	Millwood (C)	R. Ramirez (2-2)	-	17,004	66	1,363,710		
8/27	TEX	N	L	2-3	56-77	5	-20.0	Harrison	Bannister (7-14)	Francisco	12,662	67	1,376,372		
8/29	at DET	N	L	3-6	56-78	5	-20.0	Miner	Davies (5-6)	-	40,206			66	1,956,210
8/30	at DET	N	W	13-3	57-78	5	-19.0	Duckworth (2-0)	Rogers	-	40,623			67	1,999,833
8/31	at DET	D	L	2-4	57-79	5	-20.0	Glover	Wells (0-1)	Rodney	39,782			68	2,039,615
September (18-8)															
9/2	OAK	N	W	5-2	58-79	5	-18.5	Greinke (10-9)	Gonzalez	Soria (34)	11,143	68	1,387,515		
9/3	OAK	N						Rained Out - To be made up as part of a two-night doubleheader on September 4 (4:10 p.m. CT)							
9/4	OAK (1)	D	W	5-4 (10)	59-79			Soria (2-3)	Devine	-	-	-	-		
	OAK (2)	N	W	9-6	60-79	5	-18.0	Davies (6-6)	Meyer	R. Ramirez (1)	12,791	69	1,400,306		
9/5	CLE	N	L	3-9	60-80	5	-19.0	Mujica	Duckworth (2-1)	-	21,107	70	1,421,413		
9/6	CLE	N	W	3-1	61-80	5	-19.0	Meche (11-10)	Jackson	Soria (35)	18,795	71	1,440,208		
9/7	CLE	D	L	1-3	61-81	5	-19.0	Lee	Greinke (10-10)	Lewis	15,023	72	1,455,231		
9/9	at MIN	N	L	2-7	61-82	5	-18.5	Blackburn	Bannister (7-15)	-	17,015			69	2,056,630
9/10	at MIN	N	L	1-7	61-83	5	-19.5	Slowey	Davies (6-7)	-	20,421			70	2,077,051
9/11	at MIN	D	W	3-2 (10)	62-83	5	-18.5	R. Ramirez (3-2)	Guerrier	Soria (36)	20,138			71	2,097,189
9/12	at CLÉ	N	L	5-12	62-84	5	-19.0	Lee	Meche (11-11)	-	32,843			72	2,130,032
9/13	at CLÉ (1)	D	W	8-3	63-84			Greinke (11-10)	Carmona	-	25,783			73	2,155,815
	at CLÉ (2)	N	W	8-4	64-84	5	-18.0	Tejada (2-2)	Bullington	Soria (37)	25,485			74	2,181,300
9/14	at CLÉ	D	W	13-3	65-84	5	-18.5	Bannister (8-15)	Mujica	-	29,530			75	2,210,830
9/15	SEA	N	W	3-0	66-84	5	-17.5	Davies (7-7)	Silva	Soria (38)	10,307	73	1,465,538		
9/16	SEA	N	W	6-3	67-84	5	-17.5	Duckworth (3-1)	Morrow	Soria (39)	19,135	74	1,484,673		
9/17	SEA	N	W	5-2	68-84	5	-16.5	Meche (12-11)	Corcoran	Soria (40)	13,382	75	1,498,055		
9/18	SEA	D	W	12-0	69-84	5	-15.5	Greinke (12-10)	Feierabend	-	14,144	76	1,512,199		
9/19	CWS	N	L	4-9	69-85	5	-16.5	Buehrle	Bannister (8-16)	-	26,049	77	1,538,248		
9/20	CWS	N	W	5-2	70-85	5	-15.5	Davies (8-7)	Floyd	Soria (41)	23,754	78	1,562,002		
9/21	CWS	D	L	0-3	70-86	5	-16.5	Danks	Duckworth (3-2)	Jenks	16,920	79	1,578,922		
9/22	at DET	N	W	6-2	71-86	5	-16.0	Meche (13-11)	Miner	-	36,482			76	2,247,312
9/23	at DET	N	W	5-0	72-86	T4	-15.0	Greinke (13-10)	Garcia	-	35,121			77	2,282,433
9/24	at DET	N	W	10-4	73-86	4	-14.0	Bannister (9-16)	Robertson	-	35,899			78	2,318,332
9/26	at MIN	N	W	8-1	74-86	4	-13.0	Davies (9-7)	Liriano	-	30,674			79	2,349,006
9/27	at MIN	N	W	4-2	75-86	4	-12.0	Meche (14-11)	Guerrier	Soria (42)	38,072			80	2,387,078
9/28	at MIN	D	L	0-6	75-87	4	-13.0	Baker	Duckworth (3-3)	-	42,942			81	2,430,020

2008 SEASON NOTES



GENERAL: The Kansas City Royals finished the 2008 campaign with a 75-87 record, a six-win improvement from their 2007 finish of 69-93...their 75 wins are the most since 2003, when they went 83-79...the Royals finished fourth in the American League Central, 13.5 games behind the champion Chicago White Sox.

SPRING TRAINING: The Royals finished their sixth season in Surprise, Ariz., with a 16-14 record... KC finished in sixth place in the Cactus League standings, four games back of the Cactus League-champion Oakland A's...the winning record was KC's fourth in its six years in Surprise...the Royals were a Major League-best 19-10 in 2003 en route to the Cactus League title...outfielder Joey Gathright paced the league with 12 stolen bases and 18 runs scored... the Royals drew 83,118 baseball fans to Surprise Stadium for 13 home dates, an average of 6,394.

MONTHLY AWARD RECIPIENTS

Month	Pitcher	Player
April	Zack Greinke	Alex Gordon
May	Joakim Soria	Jose Guillen
June	Joakim Soria	Jose Guillen
July	Ron Mahay	Mike Aviles
August	Gil Meche	Mike Aviles
September	Zack Greinke	Ryan Shealy

AGAINST THE CENTRAL: Kansas City went 31-41 vs. American League Central Division opponents (13-23 at home, 18-18 on the road)...the Royals defeated the Detroit Tigers in the season series (11-7) while dropping the series against the Cleveland Indians (8-10), Chicago White Sox (6-12) and Minnesota Twins (6-12).

THE REST OF THE LEAGUE: The Royals, for the second straight year, played well against foes from the A.L. West (17-15), but struggled against the A.L. East (14-26)...Kansas City won the season series against the Oakland Athletics (6-3) and Seattle Mariners (7-2), defeating the latter in the season series for the first time since 1999... they dropped series against the Los Angeles Angels (2-3) and Texas Rangers (2-7)...the New York Yankees were the lone team in the East that KC didn't lose the season series to, splitting 10 games...it lost season series to the Baltimore Orioles (3-5), Boston Red Sox (1-6), Tampa Bay Rays (3-5) and Toronto Blue Jays (2-5).

INTERLEAGUE GAMES: For the third straight season, the Royals posted a winning record against the N.L., this time winning a franchise-high 13 of the 18 games...the 13-5 mark was the second-best in baseball in Interleague play, trailing just the 14-4 mark of the Twins...the Royals are now 42-30 against the Senior Circuit the last 4 seasons, tied for the fifth-best mark in baseball...KC now has a 99-112 record since Interleague play began in 1997...Kansas City completed a pair of sweeps on the N.L. ledger, defeating the Cardinals in St. Louis in all 3 affairs from June 17-19 and then brushing the defending N.L. champ Rockies aside from June 23-25 at Kauffman... in addition, the Royals took 2 of 3 at Florida, at Arizona and against the Giants...the only negative series on the slate was the final one, when KC dropped 2 of 3 to St. Louis at "The K" from June 27-29...outfielder Jose Guillen led the way offensively for KC, hitting .306 with 3 homers and driving in 18...both Gil Meche and Zack Greinke went a perfect 3-0 against the senior circuit with sub-2.50 ERAs (Meche 2.25, Greinke 2.42)...All-Star Joakim Soria was a perfect seven-for-seven in save opportunities.

SWEEPING START: The Royals jumped out of the gates quick, sweeping three in the opening series at Detroit...the Tigers, with numerous big-name offseason additions, were a favorite to represent the A.L. in the World Series prior to the season...KC beat Detroit, 5-4, in 11 innings in the opener, then 4-0 and 4-1 in the final two games.

ANOTHER JUNE BLOOM: Feasting on a predominantly National League schedule, the Royals compiled a 16-11 mark for the month of June, their second winning June is as many seasons...the 16 victories in June were the most by a Royals squad since posting 17 in 1988...the Boys in Blue finished the month on a red-hot streak, winning 13 of their final 17.

AUGUST DAYS FOR THE DOGS: After three wins in their first four games of the month, the Royals quickly found out why August is referred to as the "Dog Days"...Kansas City dropped 20 of 27 in the month, including 11 of 12 from Aug. 16 to Aug. 29...the Royals offense sputtered, scoring an average of 3.8 runs per game and two or less 12 times.

A SEPTEMBER TO REMEMBER: The Royals began September fast and never looked back, posting a MLB-best 18-8 record in the season's final month...the 18 wins were the most for KC in September since its magical run in 1985 and the most in any month since July of 1994...Kyle Davies, Zack Greinke, and Gil Meche each went 4-1 during September...the last time three KC pitchers won 4 games in the same calendar month was August, 1989...Bret Saberhagen went 7-0 while Tom Gordon compiled a 5-1 record and Mark Gubicza chipped in with a 4-2 mark...Davies, Greinke, and Meche became just the third KC trio to win at least 4 games in September...first baseman Ryan Shealy, called up on Sept. 2, blasted seven homers in the month, the fifth-most in the A.L... second baseman Alberto Callaspo posted an 18-game hitting streak while Joakim Soria was a perfect 9-for-9 in save opportunities.

ROYALS

REVIEW

HISTORY

RECORDS

OPPONENTS

SCOUTING/PLAYER DEV.

MEDIA & MISC.



2008 SEASON NOTES (CONT.)

THE OFFENSE: The Royals ranked sixth out of 14 A.L. clubs with a .269 team batting average, up 8 points from last year's .261 mark...despite the improvement in batting average, KC scored 691 runs (4.27 per game), a drop off from the 2007 total of 706...the Royals finished fifth in the league with 303 doubles, but 13th with 120 home runs...newcomer Jose Guillen paced the club with 20 home runs and 97 RBI, while Mike Aviles (.325), David DeJesus (.307) and Alberto Callaspo (.305) all finished above the .300 mark...Aviles' mark was the highest for a KC rookie with a minimum of 400 at bats...after hitting .263 and scoring an average of 4.14 runs per game prior to the All-Star break, the Royals hit .277, averaging 4.45 runs per game in the second half.

GRUD 2K: Royals second baseman Mark Grudzielanek, a 14-year Major League veteran, reached a very significant milestone on July 12 vs. Seattle...with a single to lead off the Royals third inning, Grudzielanek became the 251st player in Major League history and the 18th active player to record 2,000 hits...following the completion of the 2008 season, 13,164 players had recorded at least one hit in Major League history...Grud became the sixth player to reach the 2K milestone in a Royals uniform, joining Lee May, Amos Otis, Hal McRae, George Brett and Frank White, who was the last to accomplish the feat on Sept. 11, 1990.



DJ WITH A WALK-OFF: The July 12 home game against the Mariners was arguably the most memorable night of the Royals 2008 season...not only did Mark Grudzielanek record his 2,000th career hit with a single in the third inning, but David DeJesus hit a game-winning, two-run, two-out walk-off home run off Brandon Morrow to send KC to the 5-4 win (pictured right)...the walk-off was the first in DeJesus' career and the first for the Royals since Alberto Castillo on April 19, 2005 against the Indians.

PITCHING: The Royals pitching staff, after making a dramatic improvement in 2007, held steady in 2008 by posting a 4.48 ERA, good for 10th in the American League...the Royals 4.62 ERA from their starters was more than a quarter of a run better than their 2007 number of 4.88 and ranked 10th in the league...the starting staff posted 689 strikeouts, a franchise-record and the sixth-most in the A.L...the bullpen also ranked 10th in the league with a 4.21 ERA...KC saved 44 of 60 opportunities, for a save pct. of 73.3%...Joakim Soria closed out 42 wins, the fourth-most saves ever by a Royals pitcher, and posted a 1.60 ERA, the second-best mark in Royals history (min. 65 IP)...Gil Meche led the squad with 14 wins, the most by a KC hurler since Paul Byrd's 17 in 2002...Zack Greinke was nipping at Meche's heels with 13 wins.

A NEW MARK FOR WHIFFS: The Kansas City pitching staff set a new franchise mark by recording 1,085 strikeouts during the 2008 season...the old record, set by the hurlers from the 1990 staff, was surpassed by 79 strikeouts...2008 marked the third season in the 40 years of Royals baseball that the Kansas City pitching staff topped the 1,000 strikeouts mark (also 1991, 1,004)...the starting tandem of Zack Greinke, the 2008 Joe Burke Special Achievement winner, and Gil Meche led the way for the Boys in Blue, each whiffing 183 on the season.

THE SWEET LIFE OF ZACK AND GIL: Right handers Gil Meche and Zack Greinke formed a very potent 1-2 punch at the top of the Royals rotation all season...despite a slow start for Meche, the pair combined to go 27-21 with each posting a sub-4.00 ERA (Greinke at 3.47 and Meche at 3.98)...Greinke's 3.47 mark was the 10th-best in the league...the duo each struck out 183 men, tying for 10th on the Royals single-season list and for fifth in the American League...combined, their 366 whiffs fell just 11 short of equaling the Royals record for a tandem (Kevin Appier and David Cone, 377 in 1993)...both topped the 200-inning mark, Meche for the second time in a row and Greinke for the first time in his young career...Meche's 210.1 innings tied for seventh in the A.L., while Greinke finished tied for second in the league with 23 quality starts...Meche was tied for eighth with 21.

2008 Score by Innings

	1	2	3	4	5	6	7	8	9	10	11	12	13	14	15	Total
Royals	78	69	91	77	92	79	82	71	40	7	4	1	-	-	-	691
Opponents	83	97	84	74	105	101	98	86	43	3	2	1	2	-	2	781

2008 Victory Margin

	1	2	3	4	5	6	7	8	9	10	11	12	13	14	15+
Royals	20	13	13	13	7	2	1	1	1	2	1	1	-	-	-
Opponents	18	14	14	10	9	11	5	-	3	-	1	-	-	1	1



THE SUPERB SORIA: 24-year old Joakim Soria, the Royals 2008 Bruce Rhee Pitcher of the Year, firmly entrenched himself as one of the best closers in baseball...the right hander saved 42 games in 45 opportunities, posting a 1.60 ERA in 63 appearances and earned his first trip to the Mid-Summer Classic...the 42 saves marked the fourth-best season in KC history and ranked second in the league behind Francisco Rodriguez' record 62...in two short seasons, Joakim's 59 career saves has allowed him to climb to third on the Royals all-time list...his 93.3 save pct. was the best all-time in Royals history and the second-best in the A.L. this season...his 1.60 ERA and .169 opponent batting average was third in baseball (min. 65 IP) while his ERA was the second-best all-time in Royals history (Montgomery-1.37 in 1989)...he was named the September DHL Delivery Man of the Month as baseball's best relief pitcher.

THE PEN: Anchored by Soria, set-up men such as Ron Mahay, Ramon Ramirez, Leo Nunez, Robinson Tejeda and John Bale added to the Royals bullpen's strength...Ramirez led the bullpen with 71 appearances, posting a 2.64 ERA, while Mahay was 5-0 and dominant through the first half of the season...Nunez posted a 2.98 ERA while Tejeda had a 3-41 ERA in 24 relief appearances and held opponents to a .163 batting average, the lowest ever by a KC pitcher with at least 30 innings...finally, the lefty Bale returned in September from an extended stint on the D.L. and posted 10 scoreless outings over 11.1 innings.

FIELDING: The Royals ranked seventh in the A.L. with a .984 fielding percentage, the fourth-best percentage in the 40-year history of the team...the 96 errors were the fifth-fewest a Royals team has committed in a season...the Royals second basemen combined for a .991 fielding pct., the third-best in baseball, while the KC outfielders posted a .990 mark, the sixth-best in MLB.

ROOKIE RECAP: The Royals had 6 players make their Major League debuts in 2008...the Royals debuts were shortstop Mike Aviles, first baseman Kile Ka'aihue, pitcher Devon Lowery, pitcher Carlos Rosa, catcher Matt Tupman and pitcher Yasuhiko Yabuta...KC used 43 players in 2008...the 2008 Opening Day active roster included 13 players who were not on the active roster at the beginning of the 2007 season.

ADVENTURES OF AVILES: His contract purchased on May 29, Mike Aviles was handed the Royals starting shortstop position on June 6 and never looked back, winning the Royals 2008 Les Milgram Player of the Year award...he led all Major League rookies with a .325 batting average, while finishing among the top 10 in the A.L. in nearly every rookie offensive category...despite playing in just two-thirds of the season, Aviles finished second among A.L. rookies in multi-hit games (39) and on-base pct. (.354), third in hits (136) and runs (68), and fourth in doubles (27), total bases (201) and slugging pct. (.480)...he was named the Royals Player of the Month in both July and August and was the Co-A.L. Player of the Week with the Yankees' Xavier Nady from July 28-Aug. 4.

SWEEP NOTES: The Royals swept their opponent a total of nine times in 2008, including a 4-game sweep over the Mariners from Sept. 15-18...KC was swept by its opponents 10 times, including a pair of 4-game sweeps at Boston (May 19-22) and Toronto (May 23-26) which accounted for two-thirds of a season-long 12-game losing streak.

Starts by Batting Order

- 1st:** DeJesus (51-54), Gathright (9-11), Callaspo (0-1), German (1-1), Aviles (11-19), Teahen (2-0), Maier (1-1)
- 2nd:** Grudzielanek (22-33), Callaspo (9-9), German (8-12), DeJesus (0-2), Teahen (0-4), Gathright (2-3), Aviles (32-24), Maier (2-0)
- 3rd:** Gordon (33-34), Teahen (14-21), DeJesus (6-18), Butler (1-2), Grudzielanek (4-5), Guillen (14-7), Aviles (3-0)
- 4th:** Guillen (51-66), Butler (14-17), Olivo (1-1), Shealy (9-3)
- 5th:** Butler (24-25), Guillen (3-7), Gordon (3-7), Teahen (22-27), Grudzielanek (11-10), Olivo (6-11), Aviles (1-0), Shealy (5-0)
- 6th:** Teahen (24-19), Gordon (21-25), Olivo (10-13), Butler (11-17), Guillen (1-2), Callaspo (1-1), Buck (3-3), Gload (2-6), German (0-1), Shealy (2-0)
- 7th:** Gload (24-36), Olivo (11-14), Gordon (7-4), Buck (20-17), Callaspo (3-2), Teahen (6-2), Gathright (0-1), Butler (1-3), Aviles (0-1), German (1-2), Shealy (0-1), Ka'aihue (2-1)
- 8th:** Buck (25-35), Gload (19-16), Callaspo (8-5), Olivo (6-4), Gathright (1-4), Pena (6-6), German (2-8), Aviles (4-4), Teahen (2-5), Maier (1-0), Ka'aihue (1-0)
- 9th:** Pena (24-25), Callaspo (5-6), Gathright (15-28), Pitchers (7-2), Aviles (0-2), German (10-10), Buck (1-2), Maier (11-8), Gload (1-0), Smith (1-3), Ka'aihue (0-1)

Starts by Position

- P:** Meche (19-15), Bannister (13-19), Greinke (17-15), Bale (0-3), Tomko (3-7), Hochevar (7-15), Davies (11-10), Duckworth (4-3), Tejeda (1-0)
- C:** Buck (49-57), Olivo (26-30)
- 1B:** Gload (42-53), Butler (14-19), Teahen (3-10), Shealy (16-4), Ka'aihue (0-1)
- 2B:** Grudzielanek (37-48), Callaspo (24-18), German (6-17), Aviles (7-2), Smith (1-2)
- 3B:** Gordon (64-69), German (1-4), Callaspo (0-1), Teahen (8-11), Aviles (2-1), Smith (0-1)
- SS:** Pena (30-31), Callaspo (2-7), Aviles (42-47), German (1-2)
- LF:** Teahen (18-13), DeJesus (21-33), Guillen (18-25), Callaspo (0-1), German (14-11), Gload (4-4)
- CF:** DeJesus (33-31), Gathright (27-47), Maier (15-9)
- RF:** Guillen (32-33), Teahen (40-44), DeJesus (3-9), Gload (0-1)
- DH:** Butler (37-45), Olivo (8-13), Guillen (19-24), Gordon (0-1), Teahen (1-0), DeJesus (0-1), Ka'aihue (3-1)



2008 SEASON NOTES (CONT.)

CLOSE GAMES & EXTRA INNINGS: Kansas City went 20-18 in 1-run games in 2008, going 8-11 at home and a solid 12-7 on the road...the Royals were able to tread water when it came to 2-run decisions, going 13-14 (8-7 at home, 5-7 on road)...the club played in 13 extra-inning affairs during the 2008 season, recording a 7-6 mark, including a 5-3 record on the road.

HOME AND ROAD: The Royals logged a 38-43 record at Kauffman Stadium, marking a 3-win improvement over 2007...they improved at the same rate in enemy territory as well, posting a 3-win improvement from last year's 34-47 mark to go 37-44...KC hit a combined .275 with 50 home runs, scoring 338 runs (4.17 run per game) at home, while hitting .263 with 70 home runs and 353 runs (4.36 per game) on the road...Royals hurlers compiled a 4.09 ERA at Kauffman and a 4.89 ERA away from "The K".

LEFT AND RIGHT: The Royals enjoyed their experiences against left-handed starters, compiling a 36-24 mark against southpaws, the most wins in the Majors...the Royals slumped to 39-63 against right-handed starters... Kansas City hit .286 (522-for-1,823) with 44 home runs against left-handers and .260 (985-for-3,785) with 76 home runs against righties...KC's .286 average against postiders was third in baseball behind the Red Sox (.294) and Cubs (.288)...Royals pitchers allowed a .270 (720-for-2,666) average and 84 home runs to left-handed batters while right-handers hit .259 (753-for-2,906) with 75 home runs against Royals pitching.

DESIGNATED HITTING: Kansas City designated hitters posted a .268 average in 2008, ranking seventh in the American League...Royals DH's posted 26 homers and 86 RBI...the Royals used 7 players in the DH role in 2008: Billy Butler (82 games), Jose Guillen (43), Miguel Olivo (21), Kila Ka'aihue (4), Alex Gordon (1), Mark Teahen (1) and David DeJesus (1)...Guillen led the regulars with a .273 average and 10 home runs out of the DH spot, while Billy Butler paced the squad with 41 RBI and 31 runs scored.

CLEANING UP: The Royals had a very productive season from their number 4 hitters, as the group of Jose Guillen, Billy Butler, Miguel Olivo, Ryan Shealy and Esteban German combined to drive in 126 runs, the third-most in the A.L., trailing just the Tigers (131) and Twins (130)...the 126 RBI were tied for the third-most in K.C. history.

PINCH HITTING: Kansas City pinch hitters combined to post a .270 average in 2008, good for the third-highest mark in the American League...despite the success, the Royals were able to pick up just 4 RBI in the pinch, the lowest total in baseball by 5...Alberto Callaspo succeeded as a super-sub, hitting .375 (6-for-16)...Billy Butler reached base in 5 of 9 pinch hitting place appearances with 3 hits and 2 walks...one of the highlights of the season came on June 30 in Baltimore, when Miguel Olivo hit a 2-out, 2-strike solo home run as the pinch hitter in the ninth to tie the game at 5...the Royals would go on to win, 6-5, in 11 innings...the blast was the lone homer the Royals would hit in a pinch-hitting role in 2008.

ALL-STAR: Kansas City closer **Joakim Soria** served as the Royals representative at the 79th Major League Baseball All-Star Game at New York's Yankee Stadium on July 15...Soria's wait was a long one, but he ended up tossing 1.2 scoreless innings as the game pressed into extras...the American League eventually pulled out the longest All-Star Game in history, 4-3, in 15 innings...the right-hander had 25 saves in 27 opportunities at the break, boasting a 1.47 ERA...Soria finished the first half equaling Jeff Montgomery's franchise record for saves...he converted his first 13 save chances, setting a new club mark, and was unscored upon through his first 16.1 innings of 2008...he retired 24 consecutive batters from April 2-26.

GUILLEN CLOSE TO FIRST ALL-STAR APPEARANCE: Royals outfielder **Jose Guillen** had the honor of being named one of the five finalists for the Monster 2008 All-Star Game Final Vote...although Guillen was not selected to the squad, his first-half accomplishments should not be overlooked...Guillen hit .270 with 13 home runs and 65 RBI in the first half of the season, ranking among the league-leaders in RBI and doubles (29).

ATTENDANCE: The Royals drew 1,578,922 fans in 79 home dates at the perpetually-renovating Kauffman Stadium for an average of 19,986 fans per game...the 2008 total was down 37,945 from 2007, but due to the loss of two home dates because of rainouts, the per-game average was up 25 fans from 19,961...due to the renovations, capacity was down over 3,000 to around 37,000 for a majority of the year and then dropped to 27,000 in mid-August for the final 19 home games...Opening Day against New York drew 37,296 fans...the largest crowd of the season came on June 28 vs. St. Louis, when 37,537 fans packed Kauffman Stadium...the club went on to enjoy 15 more crowds of 25,000 or more fans, including eight crowds of 30,000-plus.

2008 MAJOR LEAGUE STANDINGS



AMERICAN LEAGUE

EAST

	WON	LOST	PCT.	GB	HOME	ROAD
*Tampa Bay	97	65	.599	-	57-24	40-41
yBoston	95	67	.586	2.0	56-25	39-42
New York	89	73	.549	8.0	48-33	41-40
Toronto	86	76	.531	11.0	47-34	39-42
Baltimore	68	93	.422	28.5	37-43	31-50

CENTRAL

	WON	LOST	PCT.	GB	HOME	ROAD
*Chicago	89	74	.546	-	54-28	35-46
Minnesota	88	75	.540	1.0	53-28	35-47
Cleveland	81	81	.500	7.5	45-36	36-45
Kansas City	75	87	.463	13.5	38-43	37-44
Detroit	74	88	.457	14.5	40-41	34-47

WEST

	WON	LOST	PCT.	GB	HOME	ROAD
*Los Angeles	100	62	.617	-	50-31	50-31
Texas	79	83	.488	21.0	40-41	39-42
Oakland	75	86	.466	24.5	43-38	32-48
Texas	61	101	.377	39.0	35-46	26-55

NATIONAL LEAGUE

EAST

	WON	LOST	PCT.	GB	HOME	ROAD
*Philadelphia	92	70	.568	-	48-33	44-37
New York	89	73	.549	3.0	48-33	41-40
Florida	84	77	.522	7.5	45-36	39-41
Atlanta	72	90	.444	20.0	43-38	29-52
Washington	59	102	.366	32.5	34-46	25-56

CENTRAL

	WON	LOST	PCT.	GB	HOME	ROAD
*Chicago	97	64	.602	-	55-26	42-38
yMilwaukee	90	72	.556	7.5	49-32	41-40
Houston	86	75	.534	11.0	47-33	39-42
St. Louis	86	76	.531	11.5	46-35	40-41
Cincinnati	74	88	.457	23.5	43-38	31-50
Pittsburgh	67	95	.414	30.5	39-42	28-53

WEST

	WON	LOST	PCT.	GB	HOME	ROAD
*Los Angeles	84	78	.519	-	48-33	36-45
Arizona	82	80	.506	2.0	48-33	34-47
Colorado	74	88	.457	10.0	43-38	31-50
San Francisco	72	90	.444	12.0	37-44	35-46
San Diego	63	99	.389	21.0	35-46	28-53

* - DIVISION WINNER
y - WILD CARD WINNER

ROYALS

REVIEW

HISTORY

RECORDS

OPPONENTS

SCOUTING/PLAYER DEV.

MEDIA & MISC.



2008 HITTING/PITCHING STATS

PLAYER	AVG	G	AB	R	H	2B	3B	HR	RBI	SH	SF	HP	BB	SO	SB	CS	GDP	E
Aviles, M	.325	102	419	68	136	27	4	10	51	0	2	2	18	58	8	3	12	10
Buck, J	.224	109	370	48	83	23	1	9	48	0	4	6	38	96	0	3	12	8
Butler, B	.275	124	443	44	122	22	0	11	55	0	2	0	33	57	0	1	23	2
Callaspo, A	.305	74	213	21	65	8	3	0	16	1	1	0	19	14	2	1	6	2
RIGHT	.333		72		24	4	0	0	7	0	1	0	5	4				4
LEFT	.291		141		41	4	3	0	9	1	0	0	14	10				2
DeJesus, D	.307	135	518	70	159	25	7	12	73	4	4	5	46	71	11	8	10	1
Gathright, J	.254	105	279	41	71	3	1	0	22	10	2	4	20	40	21	4	3	1
German, E	.245	89	216	30	53	14	3	0	22	4	3	1	18	42	7	3	5	6
Gload, R	.273	122	388	46	106	18	1	3	37	1	3	3	23	39	3	4	12	4
Gordon, A	.260	134	493	72	128	35	1	16	59	1	5	6	66	120	9	2	8	16
Grudzielanek, M	.299	86	331	36	99	24	0	3	24	3	2	5	19	41	2	1	8	4
Guillen, J	.264	153	598	66	158	42	1	20	97	0	3	9	23	106	2	1	23	4
Ka'aihue, K	.286	13	21	4	6	0	0	1	1	0	0	0	3	2	0	0	0	0
Maier, M	.286	34	91	9	26	1	1	0	9	2	0	2	2	18	0	2	3	1
Olivo, M	.255	84	306	29	78	22	0	12	41	0	1	3	7	82	7	0	6	5
Pena, T	.169	95	225	22	38	4	1	1	14	2	2	0	6	49	3	1	4	9
Shealy, R	.301	20	73	12	22	1	0	7	20	0	0	1	5	19	0	0	2	2
Smith, J	.214	22	28	6	6	2	0	0	1	0	0	0	0	12	0	1	0	0
Teahen, M	.255	149	572	66	146	31	4	15	59	0	2	3	46	131	4	3	6	6
Tupman, M	1.000	1	1	0	1	0	0	0	0	0	0	0	0	0	0	0	0	0
Pitchers	.174	162	23	1	4	1	0	0	1	4	0	0	0	8	0	0	1	15
Kansas City	.269	162	5608	691	1507	303	28	120	650	32	36	50	392	1005	79	38	144	96
Opponents	.264	162	5572	781	1473	282	41	159	740	26	59	41	515	1085	78	26	133	95
DH	.265	162	596	71	158	29	0	26	85	0	2	5	32	90	0	1	26	0

PITCHER	W	L	ERA	G	GS	CG	SHO	SV	IP	H	R	ER	HR	HB	BB	SO	WP	BK	BK	AVG
Bale, J	0	3	4.39	13	3	0	0	0	26.2	29	13	13	1	0	6	14	1	0		.293
Bannister, B	9	16	5.76	32	32	1	0	0	182.2	215	127	117	29	7	58	113	7	1		.294
Davies, K	9	7	4.06	21	21	0	0	0	113.0	121	57	51	10	2	43	71	8	1		.276
Duckworth, B	3	3	4.50	7	7	0	0	0	38.0	38	20	19	2	3	19	20	0	0		.266
Fulehimo, J	0	1	9.00	12	0	0	0	0	14.0	21	15	14	2	1	8	12	1	0		.339
Gobble, J	0	2	8.81	39	0	0	0	1	31.2	39	31	31	5	2	23	27	6	0		.293
Greinke, Z	13	10	3.47	32	32	1	0	0	202.1	202	87	78	21	4	56	183	8	1		.257
Hochevar, L	6	12	5.51	22	22	0	0	0	129.0	143	84	79	12	5	47	72	7	0		.280
Lowery, D	0	0	10.38	5	0	0	0	0	4.1	6	5	5	2	0	2	6	0	0		.316
Mahay, R	5	0	3.48	57	0	0	0	0	64.2	61	27	25	6	1	29	49	1	0		.252
Meeche, G	14	11	3.98	34	34	0	0	0	210.1	204	98	93	19	0	73	183	5	0		.255
Musser, N	0	0	0.00	1	0	0	0	0	1.0	0	0	0	0	0	1	0	0	0		.000
Newman, J	0	0	7.71	4	0	0	0	0	7.0	10	9	6	1	0	6	2	0	0		.357
Nomo, H	0	0	18.69	3	0	0	0	0	4.1	10	9	9	3	0	4	3	1	0		.455
Nunez, L	4	1	2.98	45	0	0	0	0	48.1	45	19	16	2	4	15	26	3	0		.249
Pena, T	0	0	0.00	1	0	0	0	0	1.0	0	0	0	0	0	1	0	0	0		.000
Peralta, J	1	2	5.98	40	0	0	0	0	52.2	56	37	35	15	2	14	38	1	0		.275
Ramirez, II	1	4	4.34	32	0	0	0	0	37.1	45	20	18	1	2	9	13	2	0		.294
KC	1	1	2.59	15	0	0	0	0	24.1	21	9	7	1	2	1	11	1	0		.228
Ramirez, R	3	2	2.64	71	0	0	0	1	71.2	57	23	21	2	0	31	70	6	1		.222
Rosa, C	0	0	2.70	2	0	0	0	0	3.1	3	1	1	0	0	0	3	0	0		.250
Soria, J	2	3	1.60	63	0	0	0	42	67.1	39	13	12	5	6	19	66	1	1		.169
Tejeda, R	2	2	3.97	29	1	0	0	0	45.1	27	23	20	4	1	24	45	5	0		.171
KC	2	2	3.20	25	1	0	0	0	39.1	22	17	14	3	1	19	41	5	0		.163
Tomko, B	2	7	6.97	16	10	0	0	0	60.2	80	49	47	11	0	13	40	4	0		.314
Wells, K	0	1	8.71	10	0	0	0	0	10.1	10	10	10	1	1	11	9	1	0		.263
Yabuta, Y	1	3	4.78	31	0	0	0	0	37.2	41	21	20	6	0	17	25	1	0		.275
Kansas City	75	87	4.48	162	162	2	8	44	1445.2	1473	781	720	159	41	515	1085	68	5		.264
Opponents	87	75	3.93	162	162	10	13	34	1451.1	1507	691	633	120	50	392	1005	64	8		.269

MISCELLANEOUS STATS



	Home		Road		Totals	
	W	L	W	L	W	L
Shutouts	5	6	3	7	8	13
SHO - Individual	0	2	0	2	0	4
Extra Innings	2	3	5	3	7	6
One-Run Decisions	8	11	12	7	20	18
Two-Run Decisions	8	7	5	7	13	14
VS. LH Starters	18	12	18	12	36	24
VS. RH Starters	20	31	19	32	39	63
Grass Fields	38	43	32	32	70	75
Artificial Fields	0	0	5	12	5	12
Day Games	13	6	16	18	29	24
Night Games	25	37	21	26	46	63

	Home		Road		Totals	
	W	L	W	L	W	L
Totals vs. A.L.	32	40	30	42	62	82
Totals vs. N.L.	6	3	7	2	13	5
Totals vs. A.L. East	8	9	6	17	14	26
Totals vs. A.L. Central	13	23	18	18	31	41
Totals vs. A.L. West	11	8	6	7	17	15
vs. Arizona	0	0	2	1	2	1
vs. Baltimore	1	3	2	2	3	5
vs. Boston	1	2	0	4	1	6
vs. Chicago (AL)	4	5	2	7	6	12
vs. Cleveland	3	6	5	4	8	10
vs. Colorado	3	0	0	0	3	0
vs. Detroit	4	5	7	2	11	7
vs. Florida	0	0	2	1	2	1
vs. Los Angeles (AL)	1	2	1	1	2	3
vs. Minnesota	2	7	4	5	6	12
vs. New York (AL)	2	1	3	4	5	5
vs. Oakland	3	0	3	3	6	3
vs. St. Louis	1	2	3	0	4	2
vs. San Francisco	2	1	0	0	2	1
vs. Seattle	6	1	1	1	7	2
vs. Tampa Bay	2	2	1	3	3	5
vs. Toronto	2	1	0	4	2	5
vs. Texas	1	5	1	2	2	7
Overall Totals	38	43	37	44	75	87

	KC	OPP
Double Plays	159	170
Triple Plays	0	0
Left on Base	1073	1096
Grand Slam HR	2	8
Home Runs - Home	50	73
Home Runs - Road	70	86
Doubleheaders (Home)	1-1-0	
Doubleheaders (Road)	0-0-0	

ROYALS

REVIEW

HISTORY

RECORDS

OPPONENTS

SCOUTING/PLAYER DEV.

MEDIA & MISC.



2008 A.L. CLUB STATS

Club Batting

CLUB	AVG	AB	R	H	2B	3B	HR	RBI	SH	SF	BB	IBB	SO	SB	CS	GIDP
Texas	.283	5728	901	1619	376	35	194	867	37	54	595	43	1207	81	25	117
Boston	.280	5596	845	1565	353	33	173	807	28	62	646	49	1068	120	35	147
Minnesota	.279	5641	829	1572	298	49	111	791	52	72	529	48	979	102	42	142
New York	.271	5572	789	1512	289	20	180	758	31	39	535	56	1015	118	39	149
Detroit	.271	5641	821	1529	293	41	200	780	30	44	572	23	1076	63	31	144
Kansas City	.269	5608	691	1507	303	28	120	650	32	36	392	31	1005	79	38	144
Los Angeles	.268	5540	765	1486	274	25	159	721	32	50	481	52	987	129	48	140
Baltimore	.267	5559	782	1486	322	30	172	750	27	48	533	37	990	81	37	111
Seattle	.265	5643	671	1498	285	20	124	631	36	42	417	44	890	90	32	137
Toronto	.264	5503	714	1453	303	32	126	681	48	56	521	34	938	80	27	150
Chicago	.263	5553	811	1458	296	13	235	785	28	47	540	33	1016	67	34	157
Cleveland	.262	5543	805	1455	339	22	171	772	43	49	560	44	1213	77	29	123
Tampa Bay	.260	5541	774	1443	284	37	180	735	23	52	626	33	1224	142	50	111
Oakland	.242	5451	646	1318	270	23	125	610	30	35	574	23	1226	88	21	126
Totals	.268	78119	10844	20901	4285	408	2270	10338	477	686	7521	530	14834	1317	488	1898

Club Pitching

CLUB	W	L	ERA	G	CG	SHO	SV	IP	H	R	ER	HR	HB	BB	SO	WP	BK
Toronto	86	76	3.49	162	15	13	44	1446.2	1330	610	561	134	67	467	1184	51	4
Tampa Bay	97	65	3.82	162	7	12	52	1457.2	1349	671	618	166	46	526	1143	52	3
Los Angeles	100	62	3.99	162	7	10	66	1451.1	1455	697	644	160	63	457	1106	50	2
Boston	95	67	4.01	162	5	16	47	1446.1	1369	694	645	147	68	548	1185	43	2
Oakland	75	86	4.01	161	4	7	33	1435.0	1364	690	640	135	54	576	1061	30	4
Chicago	89	74	4.06	163	4	10	34	1457.2	1471	729	658	156	48	460	1147	54	3
Minnesota	88	75	4.16	163	5	10	42	1459.0	1568	745	675	183	31	406	995	45	4
New York	89	73	4.28	162	1	11	42	1441.2	1478	727	685	143	51	489	1141	55	5
Cleveland	81	81	4.45	162	10	13	31	1437.0	1530	761	711	170	51	444	986	44	5
Kansas City	75	87	4.48	162	2	8	44	1445.2	1473	781	720	159	41	515	1085	68	5
Seattle	61	101	4.73	162	4	4	36	1435.1	1544	811	754	161	53	626	1016	60	5
Detroit	74	88	4.90	162	1	2	34	1445.0	1541	857	786	172	68	644	991	65	7
Baltimore	68	93	5.13	161	4	4	35	1422.0	1538	869	810	184	80	687	922	72	7
Texas	79	83	5.37	162	6	8	36	1442.0	1647	967	860	176	72	625	963	62	9
Totals	1157	1111	4.35	1134	75	128	576	20222.1	20657	10609	9767	2246	793	7470	14925	751	65

Club Fielding

CLUB	PCT	G	PO	A	E	TC	DP	TP	PB
Toronto	.986	162	4340	1699	84	6123	137	0	6
New York	.986	162	4325	1586	83	5994	141	0	11
Boston	.986	162	4339	1597	85	6021	149	0	18
Los Angeles	.985	162	4354	1646	91	6091	159	0	10
Tampa Bay	.985	162	4373	1495	90	5958	153	0	10
Cleveland	.985	162	4311	1689	94	6094	182	1	13
Kansas City	.984	162	4337	1548	96	5981	159	0	8
Seattle	.984	162	4306	1654	99	6059	160	0	14
Oakland	.984	161	4305	1573	98	5976	169	0	8
Baltimore	.983	161	4266	1661	100	6027	163	0	15
Chicago	.983	163	4373	1730	108	6211	155	0	6
Minnesota	.982	163	4377	1682	108	6167	168	0	4
Detroit	.981	162	4335	1634	113	6082	172	0	16
Texas	.978	162	4326	1676	132	6134	191	0	13
Totals	.984	1134	60667	22870	1381	84918	2258	1	152

2008 HIGHS & LOWS



2008 ROYALS HIGHS AND LOWS

Longest Winning Streak:	7	Sept. 13-18
Longest Losing Streak:	12	May 19-30
Most Runs, Game:	14	Aug. 3 vs. Chicago
Most Hits, Game:	19	Aug. 2 vs. Chicago and Aug. 3 vs. Chicago
Fewest Hits, Game:	0	May 19 @ Boston (Jon Lester)
Most Runs, Inning:	7	July 3 @ Baltimore (6th inn.) and Sept. 24 @ Detroit (5th inn.)
Most Hits, Inning:	6	4 times, last: Sept. 4 vs. Oakland-Gm. 1 (3rd inn.)
Most Doubles, Game:	6	Aug. 15 at New York
Most Triples, Game:	2	Sept. 4 vs. Oakland-Gm. 2
Most Home Runs, Game:	3	10 times, last: Sept. 23 @ Detroit
Most Extra Base Hits, Game:	8	June 14 @ Arizona
Most Stolen Bases, Game:	5	April 8 vs. New York
Most Sacrifice Flies, Game:	2	Aug. 24 vs. Detroit and Sept. 4 vs. Oakland-Gm. 2
Most Sacrifices, Game:	2	June 4 @ Chicago and Aug. 31 @ Detroit
Most Strikeouts, Game:	13	April 22 vs. Cleveland
Most Strikeouts, Game (KC pitching):	14	June 24 vs. Colorado
Most Walks, Game:	8	May 22 @ Boston and Sept. 18 vs. Seattle
Most Walks, Game (KC pitching):	9	July 21 vs. Detroit and Aug. 10 vs. Minnesota (12 inn.)
Most Left On Base, Game:	13	May 22 @ Boston
Fewest Left On Base, Game:	1	July 4 @ Tampa Bay
Most Double Plays Turned, Game:	4	Aug. 16 @ New York and Sept. 27 @ Minnesota
Most Errors, Game:	3	July 4 @ Tampa Bay and Aug. 16 @ New York
Longest Game By Innings:	15	June 4 @ Chicago
Longest Game By Time:	9 innings: 3:59	June 22 vs. San Francisco
	extra innings: 4:53	Aug. 16 @ New York (13 inn.)
Shortest Game By Time:	2:10	April 13 vs. Minnesota and May 1 @ Texas
Largest Crowd (Home):	37,537	June 28 vs. St. Louis
Smallest Crowd (Home):	10,307	Sept. 15 vs. Seattle
Largest Crowd (Road):	54,213	June 8 @ New York
Smallest Crowd (Road):	10,617	May 18 @ Florida
Largest Come From Behind Win:	7 runs	June 22 vs. San Francisco (down 10-3, won 11-10) - t-2nd franchise history
Largest Blown Lead in a Loss:	5 runs	May 28 vs. Minnesota, 10 inn. (up 8-3, lost 9-8) and July 9 vs. Chicago (up 5-0, lost 7-6)

2008 INDIVIDUAL HIGHS AND LOWS

Individual Batting:

Longest Hitting Streak:	18	Callaspo (Sept. 7-27)
Most Hits, Game:	4	Grudzielanek (4/29 @ Tex., 6/29 vs. StL & 7/3 @ Balt.); Guillen (5/22 @ Bos.); Aviles (6/14 @ Ari., 7/8 vs. CWS, 8/3 vs. CWS & 8/8 vs. Minn.); German (7/8 vs. CWS); Gload (8/22 vs. Det.); Shealy (9/13 @ Clev-G2); DeJesus (9/22 @ Det.)
Most Runs, Game:	4	Aviles (June 14 @ Arizona)
Most Doubles, Game:	3	Grudzielanek (April 29 @ Texas & July 26 vs. Tampa Bay)
Most Triples, Game:	1	28 times (12 different players)
Most HR, Game:	2	Guillen (6/7 @ NYY, 9/12 @ Clev.); Butler (8/30 @ Det.); Teahen (9/13 @ Clev-G2), Shealy (9/14 @ Clev.)
Most RBI, Game:	7	Guillen (June 7 @ New York)
Most Total Bases, Game:	9	Guillen (6/7 @ NYY); Butler (8/30 @ Det.); Shealy (9/14 @ Clev.)
Most Walks, Game:	5	Gordon (July 30 @ Oakland)
Most Stolen Bases, Game:	3	Gathright (April 8 vs. New York)
Individual Pitching:		
Most Innings Pitched, Starter:	9.0	Bannister (April 13 vs. Minnesota) and Greinke (April 14 @ Seattle)
Most Innings Pitched, Reliever:	4.0	Newman (Aug. 17 @ New York)
Most Strikeouts, Starter:	11	Greinke (July 28 @ Oakland)
Most Strikeouts, Reliever:	5	Tejada (Aug. 3 vs. Chicago)
Most Walks, Starter:	7	Greinke (June 13 @ Arizona) & Meche (Aug. 10 vs. Minnesota)
Most Walks, Reliever:	4	Yabuta (4/18 @ Oak.); Gobble (7/21 vs. Det.); Tejada (7/21 vs. Det.); Newman (8/17 @ NYY)
Most Runs Allowed:	10	Gobble (July 21 vs. Detroit) & Bannister (Aug. 17 @ New York)
Most Home Runs Allowed:	4	Greinke (June 3 @ Chicago)
Low-Hit CG:	3	Bannister (April 13 vs. Minnesota)
Low-Hit (Combined):	2	May 11 vs. Baltimore; June 19 @ St. Louis & July 19 @ Chicago
Longest Winning Streak:	5	Mahay (April 29-July 10)

Opening Day Roster (March 31, 2008)

Pitchers (11): John Bale (L), Brian Bannister, Jimmy Gobble (L), Zack Greinke, Ron Mahay (L), Gil Meche, Leo Nunez, Ramon Ramirez, Joakim Soria, Brett Tomko, Yasubiko Yabuta.
Catchers (3): John Buck, Miguel Olivo*, Matt Tupman
Infielders (7): Billy Butler, Alberto Callaspo (S), Esteban German, Ross Gload (L), Alex Gordon (L), Mark Grudzielanek, Tony Pena, Jr.
Outfielders (4): David DeJesus (L), Joey Gathright (L), Jose Guillen, Mark Teahen (L).

Disabled List (1): Luke Hudson

* - suspended for first four games of the season

ROYALS

REVIEW

HISTORY

RECORDS

OPPONENTS

SCOUTING/PLAYER DEV.

MEDIA & MISC.



2008-09 TRANSACTIONS

2008 Spring Training Camp (61):

Pitchers (31): John Bale (L), Brian Bannister, Ryan Braun, *Roman Colon, Kyle Davies, Jorge De La Rosa (L), *Brandon Duckworth, *John Foster (L), *Roberto Giron, Jimmy Gobble (L), Zack Greinke, *Ben Hendrickson, Luke Hochevar, Luke Hudson, *Brian Lawrence, Tyler Lumsden (L), Ron Mahay (L), *Mike Maroth (L), Gil Meche, Neal Musser (L), *Hideo Nomo, Leo Nunez, Joel Peralta, *Matt Peterson, Julio Pimentel, Carlos Rosa, Joaquin Soria, Brett Tomko, *Chin-hui Tsao, *Matt Wright, Yasuhiko Yabuta.

Catchers (7): John Buck, Miguel Olivo, *Adam Donachie, *Damaso Espino, *Ken Huckaby, *Kiel Thibault, Matt Tupman.

Infielders (15): *Mike Aviles, *Angel Berroa, Billy Butler, Alberto Callaspo, Esteban German, Ross Gload, Alex Gordon, Mark Grudzielanek, Justin Huber, Mario Lisson, Tony Pena, Jr., Angel Sanchez, Ryan Shealy, *Jason Smith, *Mike Stodolka.

Outfielders (8): Shane Costa, David DeJesus, Joey Gathright, Jose Guillen, *Damon Hollins, *Chris Lubanski, Mitch Maier, Mark Teahen. (*=Non roster)

<u>Date</u>	<u>Player</u>	<u>Transaction</u>
Feb. 18	P-Tyler Lumsden	Signed to a 1-year contract for 2008
	P-Neal Musser	Signed to a 1-year contract for 2008
	P-Julio Pimentel	Signed to a 1-year contract for 2008
	C-Matt Tupman	Signed to a 1-year contract for 2008
	OF-Justin Huber	Signed to a 1-year contract for 2008
	INF-Mario Lisson	Signed to a 1-year contract for 2008
Feb. 20	OF-Mitch Maier	Signed to a 1-year contract for 2008
	C-Kiel Thibault	Reassigned to minor league camp
	P-Ryan Braun	Signed to a 1-year contract for 2008
	P-Kyle Davies	Signed to a 1-year contract for 2008
	P-Leo Nunez	Signed to a 1-year contract for 2008
	P-Joel Peralta	Signed to a 1-year contract for 2008
Feb. 26	P-Carlos Rosa	Signed to a 1-year contract for 2008
	P-Joaquin Soria	Signed to a 1-year contract for 2008
	SS-Tony Pena, Jr.	Signed to a 1-year contract for 2008
	C-Cody Clark	Reassigned to minor league camp
March 2	INF-Alberto Callaspo	Signed to a 1-year contract for 2008
	INF-Angel Sanchez	Signed to a 1-year contract for 2008
	OF-Shane Costa	Signed to a 1-year contract for 2008
	RHP-Brian Bannister	Signed to a 1-year contract for 2008
March 2	1B-Billy Butler	Signed to a 1-year contract for 2008
	3B-Alex Gordon	Signed to a 1-year contract for 2008
	1B-Ryan Shealy	Signed to a 1-year contract for 2008
	OF-Joey Gathright	Signed to a 1-year contract for 2008
	RHP-John Foster	Assigned to minor league camp
March 9	RHP-Ben Hendrickson	Assigned to minor league camp
	RHP-Matt Wright	Assigned to minor league camp
	C-Adam Donachie	Assigned to minor league camp
March 9	C-Damaso Espino	Assigned to minor league camp
	1B-Mike Stodolka	Assigned to minor league camp
	OF-Chris Lubanski	Assigned to minor league camp
	RHP-Julio Pimentel	Optioned to NW Arkansas
	RHP-Roberto Giron	Assigned to minor league camp
	RHP-Matt Peterson	Assigned to minor league camp
	RHP-Tyler Lumsden	Optioned to Omaha
March 14	RHP-Carlos Rosa	Optioned to NW Arkansas
	RHP-Brian Lawrence	Assigned to minor league camp
	OF-Shane Costa	Optioned to Omaha
	INF-Mario Lisson	Optioned to NW Arkansas
March 16	INF-Angel Sanchez	Optioned to NW Arkansas
	RHP-Ryan Braun	Optioned to Omaha
March 23	RHP-Luke Hochevar	Optioned to Omaha
	INF-Mike Aviles	Assigned to minor league camp
March 25	C-Ken Huckaby	Assigned to minor league camp
March 26	RHP-Ramon Ramirez	Acquired from the Colorado Rockies for Jorge De La Rosa
	LHP-Jorge De La Rosa	Designated for assignment
March 26	RHP-Kyle Davies	Optioned to Omaha
	RHP-Roman Colon	Assigned to minor league camp
	RHP-Chin-hui Tsao	Assigned to minor league camp
	1B/OF-Justin Huber	Traded to the San Diego Padres for a player to be named
	LHP-Mike Maroth	Assigned to minor league camp
March 27	OF-Damon Hollins	Assigned to minor league camp
	LHP-Neal Musser	Optioned to Omaha
March 29	RHP-Joel Peralta	Optioned to Omaha
	INF-Ryan Shealy	Optioned to Omaha
	OF-Mitch Maier	Optioned to Omaha
	RHP-Brandon Duckworth	Assigned to Omaha
	RHP-Hideo Nomo	Assigned to Omaha
	RHP-Brad Salmon	Assigned to Omaha
	INF-Angel Berroa	Assigned to Omaha
	INF-Jason Smith	Assigned to Omaha



March 30	RHP-Luke Hudson	Placed on 15-day disabled list (retro to 3/21) (Right shoulder)
March 31	C-Miguel Olivo	Placed on suspended list for 4 games
April 5	C-Miguel Olivo	Activated from suspended list
	C-Matt Tupman	Optioned to Omaha
	RHP-Hideo Nomo	Purchased from Idaho Falls
April 17	LHP-John Bale	Placed on 15-day disabled list (retro to 4/16) (Tightness - left shoulder)
	RHP-Joel Peralta	Recalled from Omaha
April 20	RHP-Luke Hochevar	Recalled from Omaha
	RHP-Hideo Nomo	Designated for assignment
April 29	RHP-Hideo Nomo	Released
May 16	C-John Buck	Placed on bereavement list
	C-Matt Tupman	Recalled from Omaha
May 17	RHP-Joakim Soria	Signed a 3-year contract extension with club options through 2014
May 19	C-John Buck	Activated from bereavement list
	C-Matt Tupman	Optioned to Omaha
May 29	RHP-Leo Nunez	Placed on 15-day disabled list (retro to 5/28) (strained right lat)
	LHP-Neal Musser	Recalled from Omaha
	INF-Mike Aviles	Purchased from Omaha
	1B/DH-Billy Butler	Optioned to Omaha
May 30	C-Brayan Pena	Claimed off waivers from Atlanta
	LHP-Neal Musser	Optioned to Omaha
May 31	RHP-Kyle Davies	Recalled from Omaha
	C-Brayan Pena	Designated for assignment
June 6	C-Brayan Pena	Outrighted to Omaha
June 7	RHP-Jeff Fulchino	Purchased from Omaha
	RHP-Joel Peralta	Optioned to Omaha
June 11	RHP-Carlos Rosa	Recalled from Omaha
	RHP-Brett Tomko	Designated for assignment
June 20	RHP-Brett Tomko	Placed on unconditional release waivers
June 22	LHP-Horacio Ramirez	Purchased from Omaha
	RHP-Carlos Rosa	Optioned to Omaha
June 23	RHP-Jeff Fulchino	Optioned to Omaha
	RHP-Joel Peralta	Recalled from Omaha
June 24	RHP-Robinson Tejeda	Claimed off waivers from Texas
June 24	LHP-John Bale	Transferred to 60-day D.L.
June 25	RHP-Yasuhiko Yabuta	Optioned to Omaha
	RHP-Robinson Tejeda	Activated to 25-man roster
June 28	INF-Alberto Callaspo	Placed on 15-day disabled list (undisclosed medical reasons)
	1B/DH-Billy Butler	Recalled from Omaha
July 11	LHP-Josh Newman	Claimed off waivers from Colorado
	RHP-Ryan Braun	Recalled from Omaha, Placed on 60-day D.L. (recovery from Tommy John surgery)
July 21	RHP-Leo Nunez	Activated from 15-day D.L.
	RHP-Joel Peralta	Optioned to Omaha
July 22	RHP-Joel Peralta	Recalled from Omaha
	LHP-Jimmy Gobble	Placed on 15-day D.L. (low back tightness)
July 24	OF-Mitch Maier	Recalled from Omaha
	OF-Joey Gathright	Placed on 15-day D.L. (right shoulder bone bruise)
Aug. 2	INF-Jason Smith	Purchased from Omaha
	2B-Mark Grudzielanek	Placed on 15-day D.L. (right ankle injury)
	RHP-Yasuhiko Yabuta	Designated for assignment
Aug. 6	RHP-Yasuhiko Yabuta	Assigned to Omaha after clearing waivers
Aug. 9	LHP-Horacio Ramirez	Traded to Chicago White Sox for OF Paulo Orlando
	LHP-Josh Newman	Recalled from Omaha
Aug. 10	RHP-Zack Greinke	Placed on suspended list for 5 games
Aug. 14	C-Miguel Olivo	Placed on suspended list for 4 games
Aug. 15	RHP-Kyle Davies	Optioned to Omaha
	RHP-Jeff Fulchino	Recalled from Omaha
Aug. 16	RHP-Zack Greinke	Activated from suspended list
Aug. 19	C-Miguel Olivo	Activated from suspended list
Aug. 19	RHP-Kip Wells	Signed as a free agent
	LHP-Josh Newman	Optioned to Omaha
Aug. 20	RHP-Luke Hochevar	Placed on 15-day D.L. (right rib cage contusion)
	LHP-Josh Newman	Recalled from Omaha
Aug. 21	OF-Mitch Maier	Placed on 15-day D.L. (right cheekbone fracture)
	OF-Joey Gathright	Returned from rehab assignment, reinstated from 15-day D.L.
Aug. 22	LHP-Ron Mahay	Placed on 15-day D.L. (plantar fasciitis)
	RHP-Kyle Davies	Recalled from Omaha



2008-09 TRANSACTIONS (CONT.)

Aug. 23	3B-Alex Gordon INF-Alberto Callaspo	Placed on 15-day D.L. (torn right hip flexor muscle) Returned from rehab assignment, reinstated from 15-day D.L.
Aug. 24	LHP-Josh Newman RHP-Brandon Duckworth RHP-Luke Hochevar	Optioned to Omaha Purchased from Omaha Transferred to 60-day D.L.
Aug. 31	LHP-John Bale LHP-Jimmy Gobble	Returned from rehab assignment Returned from rehab assignment
Sept. 2	1B-Ryan Shealy 1B-Kila Ka'ihue RHP-Devon Lowery RHP-Yasuhiko Yabuta LHP-Jimmy Gobble LHP-Ron Mahay LHP-John Bale 2B-Mark Grudzielanek OF-Shane Costa RHP-Carlos Rosa INF-Angel Sanchez	Recalled from Omaha Purchased from Omaha Purchased from Omaha Purchased from Omaha Reinstated from 15-day D.L. Reinstated from 15-day D.L. Reinstated from 60-day D.L. Placed on 60-day D.L. (right ankle sprain) Recalled from Omaha, Placed on 60-day D.L. (arthroscopic surgery on right wrist) Recalled from Omaha, Placed on 60-day D.L. (right elbow strain) Recalled from Omaha, Placed on 60-day D.L. (sprain of middle finger on left hand)
Sept. 12	3B-Alex Gordon OF-Mitch Maier	Reinstated from 15-day D.L. Reinstated from 15-day D.L.
Oct. 24	RHP-Jairo Cuevas RHP-Kip Wells	Claimed off waivers from the Atlanta Braves Requested unconditional release waivers
Oct. 28	RHP-Kip Wells	Released
Oct. 30	1B-Mike Jacobs 2B-Mark Grudzielanek	Acquired from the Florida Marlins for RHP Leo Nunez Elected free agency
Nov. 3	C-Miguel Olivo C-Brayan Pena C-Matt Tupman RHP-Yasuhiko Yabuta INF-Angel Sanchez	2009 mutual option exercised with agreement for 2010 mutual option Purchased from Omaha Assigned outright to Omaha Assigned outright to Omaha Claimed by the Toronto Blue Jays
Nov. 10	RHP-Brandon Duckworth	Assigned outright to Omaha
Nov. 14	RHP-Luke Hochevar RHP-Ryan Braun RHP-Luke Hudson RHP-Carlos Rosa OF-Shane Costa LHP-Josh Newman	Reinstated from 60-day Disabled List Reinstated from 60-day Disabled List, requested unconditional release waivers Reinstated from 60-day Disabled List, designated for assignment Reinstated from 60-day Disabled List Reinstated from 60-day Disabled List Designated for assignment
Nov. 19	RHP-Luke Hudson LHP-Josh Newman RHP-Ryan Braun OF-Coco Crisp	Assigned outright to Omaha Assigned outright to Omaha Released Acquired from the Boston Red Sox for RHP Ramon Ramirez
Nov. 20	LHP-Tyler Lumsden RHP-Henry Barrera	Designated for assignment Purchased from Wilmington
Nov. 21	RHP-Luke Hudson	Elected free agency
Nov. 24	LHP-Tyler Lumsden	Traded to the Houston Astros for player to be named
Nov. 26	RHP-Jairo Cuevas	Claimed by the Atlanta Braves
Dec. 1	2B-Mark Grudzielanek	Offered arbitration
Dec. 7	2B-Mark Grudzielanek	Declined arbitration, declared free agency
Dec. 10	RHP-Jairo Cuevas	Claimed off waivers from the Atlanta Braves
Dec. 11	LHP-Jose Lugo	Selected in the Major League phase of the Rule 5 Draft, traded to the Seattle Mariners for cash considerations
Dec. 11	LHP-Horacio Ramirez RHP-Doug Waechter OF-Jordan Parraz	Signed to a 1-year contract Signed to a 1-year contract Acquired as the player to be named in Nov. 24 trade with Houston
Dec. 12	INF-Jason Smith LHP-John Bale RHP-Jairo Cuevas OF-Joey Gathright	Designated for assignment, not tendered a contract Not tendered a contract Not tendered a contract Not tendered a contract
Dec. 13	RHP-Kyle Farnsworth	Signed to a 2-year contract with a club option for 2011
Dec. 16	LHP-John Bale	Signed to a 1-year contract
Jan. 9	INF/OF-Willie Bloomquist RHP-Kyle Davies	Signed to a 2-year contract Signed to a 1-year contract
Jan. 19	LHP-Jimmy Gobble	Signed to a 1-year contract
Jan. 20	C-John Buck RHP-Joel Peralta	Signed to a 1-year contract Signed to a 1-year contract
Jan. 26	RHP-Zack Greinke	Signed to a 4-year contract
Feb. 3	RHP-Brian Bannister	Signed to a 1-year contract
Feb. 8	OF/INF-Mark Teahen	Signed to a 1-year contract
Feb. 17	1B-Mike Jacobs	Signed to a 1-year contract
Feb. 19	INF-Tug Hulett LHP-Neal Musser	Claimed off waivers from the Seattle Mariners Designated for assignment

HISTORY





RETIRED NUMBERS



George Brett - #5 Third Baseman, 1973-1993

George Brett wrapped up a 21-year Hall of Fame career with the Royals in 1993 after establishing himself as one of the greatest baseball players to ever play the game.

He became the only Royal and just the 11th third baseman to be inducted into the Hall of Fame on July 25, 1999 after receiving 98 percent of the votes, the fifth-highest mark in history. He had his number retired by the Royals May 14, 1994.

At the conclusion of Brett's career, he was the only player in Major League history to amass more than 3,000 hits, 300 home runs, 600 doubles, 100 triples and 200 stolen bases. He was the first player to win batting titles in 3 decades (1976, 1980, 1990) and retired as the A.L. career record holder for most intentional walks (229).

A 13-time All-Star, Brett is the club's all-time leader in every offensive category except stolen bases. He was the American League MVP in 1980, finished as the MVP runner up in 1976 and 1985, was a Gold Glove Award winner in 1985 and was crowned the Royals Player of the Year eight times.

Brett hit .390 in his MVP season, posting the highest batting average since Ted Williams' .406 mark in 1941.

Born May 15, 1953 in Wheeling, W.V., he captivated the baseball world with his performance in the 1985 ALCS and World Series, earning ALCS MVP honors after the Royals rallied from a 3 games to 1 deficit against the Toronto Blue Jays.

Brett posted a .373 career World Series average, going 19-for-51 in 13 games, with 3 doubles, 1 triple, 1 home run and 4 RBI. He holds numerous ALCS records after recording a career batting average of .340 in the league championships.

He culminated his career with his 3,000th hit on Sept. 30, 1992 (pictured left). Overall, he guided the Royals to seven postseasons and two World Series. During his 21-year career with the Royals, Kansas City posted 15 winning seasons, including 8 seasons with at least 90 wins.



photo by Stephen Dunn/Allsport/Getty Images

Career Honors

- ▶ Inducted into Baseball Hall of Fame in 1999
- ▶ Had number retired, May 14, 1994
- ▶ Won 3 batting titles (1976, 1980, 1990) and became the only player to win titles in 3 decades
- ▶ Voted A.L. MVP in 1980 and was 2nd in 1985 and 1976
- ▶ Named to 13 All-Star games
- ▶ Won Rawlings Gold Glove in 1985
- ▶ 1985 ALCS MVP
- ▶ Played in 7 postseasons and 2 World Series
- ▶ Ranks 6th on MLB's all-time doubles list with 665
- ▶ Ranks 14th on MLB's all-time hit list with 3,154
- ▶ His career-best .390 average in 1980 ranked as the highest since Ted Williams' .406 mark in 1941
- ▶ One of 4 players in M.L. history with 3,000 hits, 300 home runs and 200 stolen bases
- ▶ Named Royals Player of the Year 8 times

Brett's Major League Career Statistics

Year	Club	AVG	G	AB	R	H	2B	3B	HR	RBI	SH	SF	HP	BB	SO	SB	CS	E
1973	KANSAS CITY	.125	13	40	2	5	2	0	0	0	1	0	0	0	5	0	0	1
1974	KANSAS CITY	.282	133	457	49	129	21	5	2	47	6	2	0	21	38	8	5	21
1975	KANSAS CITY	.308	159	634	84	195	35	13	11	90	9	6	2	46	49	13	10	26
1976	KANSAS CITY	.333	159	645	94	215	34	14	7	67	2	8	1	49	36	21	11	26
1977	KANSAS CITY	.312	139	564	105	176	32	13	22	88	3	3	2	55	24	14	12	21
1978	KANSAS CITY	.294	128	510	79	150	45	8	9	62	3	5	1	39	35	23	7	16
1979	KANSAS CITY	.329	154	645	119	212	42	20	23	107	1	4	0	51	36	17	10	31
1980	KANSAS CITY	.390	117	449	87	175	33	9	24	118	0	7	1	58	22	15	6	17
1981	KANSAS CITY	.314	89	347	42	109	27	7	6	43	0	4	1	27	23	14	6	14
1982	KANSAS CITY	.301	144	552	101	166	32	9	21	82	0	5	1	71	51	6	1	17
1983	KANSAS CITY	.310	123	464	90	144	38	2	25	93	0	3	1	57	39	0	1	25
1984	KANSAS CITY	.284	104	377	42	107	21	3	13	69	0	7	0	38	37	0	2	14
1985	KANSAS CITY	.335	155	550	108	184	38	5	30	112	0	9	3	103	49	9	1	15
1986	KANSAS CITY	.290	124	441	70	128	28	4	16	73	0	4	4	40	45	1	2	16
1987	KANSAS CITY	.290	115	427	71	124	18	2	22	78	0	8	1	72	47	6	3	9
1988	KANSAS CITY	.306	157	589	90	180	42	3	24	103	0	7	3	82	51	14	3	10
1989	KANSAS CITY	.282	124	457	67	129	26	3	12	80	0	9	3	59	47	14	4	2
1990	KANSAS CITY	.329	142	544	82	179	45	7	14	87	0	7	0	56	63	9	2	7
1991	KANSAS CITY	.255	131	505	77	129	40	2	10	61	1	8	0	58	75	2	0	1
1992	KANSAS CITY	.285	152	592	55	169	35	5	7	61	0	4	6	35	69	8	6	3
1993	KANSAS CITY	.266	145	560	69	149	31	3	19	75	0	10	3	39	67	7	5	0
Major League Totals		.305	2707	10349	1583	3154	665	137	317	1596	26	120	33	1096	908	201	97	292



Frank White - #20

Second Baseman, 1973-1990

Frank White was the defensive star for the Royals from 1973 to 1990, winning 8 Gold Gloves, an American League record for second basemen at the time. Hall of Famer Bill Mazeroski (8), Ryne Sandberg (9) and Roberto Alomar (10) are the only second basemen in Major League history to accomplish the same feat. His number 20 was retired and he was inducted into the Royals Hall of Fame in 1995.

White claimed the Gold Glove award 6 straight seasons from 1977 to 1982 and missed an unprecedented ninth award in 1988 after committing just 4 errors that season and leading the league in fielding percentage.

He was selected to the All-Star team 5 times and earned the starting nod at second base in 1979. White, who ranks seventh all-time in career fielding percentage among second basemen, was named the Royals Player of the Year in 1983 and 1986.

A native of Kansas City, White was tabbed as the ALCS MVP in 1980 after hitting .545 (6-for-11) and driving in 3 runs to lead Kansas City to its first-ever World Series by defeating the New York Yankees.

In the Royals 1985 World Series, White led all players with 6 RBI, hitting 3 doubles and a home run as KC rallied from a 3 games to 1 deficit to beat St. Louis.

Following his career-best 1986 season, White was selected to the Major League All-Star team that toured Japan in the offseason. He was also named to The Sporting News Silver Slugger Team.

The Royals first-ever graduate of the experimental Royals Academy, White ranks second on the club's career charts in games (2,324), at bats (7,859) and hits (2,006). He also stands in the top 5 in career runs, doubles, triples, home runs, stolen bases, total bases, and extra base hits. He hit 3 inside-the-park home runs during his playing career with the Royals.

White was honored with the Ernie Mehl Award for his contribution to the Kansas City community in 1988.



Career Honors

- ▶ Inducted into Royals Hall of Fame and had number retired in 1995
- ▶ Named to 5 All-Star games
- ▶ Won 8 Rawlings Gold Gloves, including 6 straight from 1977-82
- ▶ Voted ALCS MVP in 1980
- ▶ Named to TSN Silver Slugger Team in 1986
- ▶ Played in 7 postseasons and 2 World Series
- ▶ Twice named Royals Player of the Year

White's Major League Career Statistics

Year	Club	AVG	G	AB	R	H	2B	3B	HR	RBI	SH	SF	IIP	BB	SO	SB	CS	E
1973	KANSAS CITY	.223	51	139	20	31	6	1	0	5	2	2	0	8	23	3	1	12
1974	KANSAS CITY	.221	99	204	19	45	6	3	1	18	5	0	0	5	33	3	4	12
1975	KANSAS CITY	.250	111	304	43	76	10	2	7	36	2	2	1	20	39	11	3	12
1976	KANSAS CITY	.229	152	446	39	102	17	6	2	46	18	3	3	19	42	20	11	23
1977	KANSAS CITY	.245	152	474	59	116	21	5	5	50	11	2	2	25	67	23	5	8
1978	KANSAS CITY	.275	143	461	66	127	24	6	7	50	9	2	3	26	59	13	10	16
1979	KANSAS CITY	.266	127	467	73	124	26	4	10	48	3	7	1	25	54	28	8	12
1980	KANSAS CITY	.264	154	560	70	148	23	4	7	60	9	4	2	19	69	19	6	10
1981	KANSAS CITY	.250	94	364	35	91	17	1	9	38	4	3	0	19	50	4	2	6
1982	KANSAS CITY	.298	145	524	71	156	45	6	11	56	7	5	2	16	65	10	7	17
1983	KANSAS CITY	.260	146	549	52	143	35	6	11	77	4	6	0	20	51	13	5	8
1984	KANSAS CITY	.271	129	479	58	130	22	5	17	56	4	3	2	27	72	5	5	11
1985	KANSAS CITY	.249	149	563	62	140	25	1	22	69	5	3	1	28	86	10	4	17
1986	KANSAS CITY	.272	151	566	76	154	37	3	22	84	2	7	2	43	88	4	4	10
1987	KANSAS CITY	.245	154	563	67	138	32	2	17	78	4	4	2	51	86	1	3	10
1988	KANSAS CITY	.235	150	537	48	126	25	1	8	58	7	6	4	21	67	7	3	4
1989	KANSAS CITY	.256	135	418	34	107	22	1	2	36	5	3	2	30	52	3	2	10
1990	KANSAS CITY	.216	82	241	20	52	14	1	2	21	0	3	3	10	32	1	0	8
Major League Totals		.255	2324	7859	912	2006	407	58	160	886	101	65	30	412	1035	178	83	206

ROYALS

REVIEW

HISTORY

RECORDS

OPPONENTS

SCOUTING/PLAYER DEV.

MEDIA & MISC.



RETIRED NUMBERS (CONT.)



Career Honors

- ▶ Inducted into Royals Hall of Fame and had number retired in 1987
- ▶ Managed Royals during 1985 World Series title season
- ▶ Ranks 2nd in Royals history with 404 wins as Royals manager
- ▶ Directed Royals to 3 division titles
- ▶ Guided KC to a 91-71 record in 1985, tied for 3rd-most wins in franchise history
- ▶ ESPN Manager of the Year in 1984
- ▶ Named to 1961 All-Star Team
- ▶ 1961 Sporting News Rookie of the Year
- ▶ Elected into the College Baseball Hall of Fame in 2008

Dick Howser - #10

Manager, 1981-1987

Dick Howser managed the Royals from Aug. 31, 1981 to Feb. 23, 1987 before losing a courageous battle to cancer on June 17, 1987. During Howser's regime, the Royals won 3 division titles and a World Championship in 1985. His uniform number 10 was the 1st number retired by the Royals.

One of Major League Baseball's most successful and popular managers, he compiled a 404-365 record (.525) while guiding the Royals.

He guided the club in one of the most remarkable and endearing comebacks in Major League Baseball history, defeating Toronto in the ALCS and St. Louis to win the 1985 World Series. His skills and ability to maneuver the lineup and roster played an important role in the club's success, as he capitalized on a strong starting pitching staff and maximized an offense that ranked 13th in average and runs scored.

Howser's World Series season was quite an encore for a manager who was named the ESPN Manager of the Year and finished second in the Baseball Writer's Manager of the Year balloting in 1984. His 1984 edition was hampered by injuries throughout the year as his starting lineup was together for only 50 of the 162 games. Despite the injuries, he guided the Royals from a 6th-place standing and a 40-51 record on July 18, to capture the A.L. West crown by compiling an astonishing 44-25 record over the last 10 weeks.

Overall, he compiled a 507-425 (.544) record at the big league level after guiding the New York Yankees to 103 wins in 1980, becoming just the fourth manager in baseball to win 100 games in his first year.

Howser began his professional career after twice earning All-America honors at Florida State. The 1961 Sporting News Rookie of the Year with the Kansas City A's, he was a member of the 1961 All-Star team and enjoyed an 8-year Major League playing career.



photo by Rick Stewart/Getty Images

Howser's Major League Managerial Career

Year	Club	League	GM	W	L	WP	Finish
1978	NEW YORK	AL East	1	0	1	.000	—
1980	NEW YORK	AL East	162	103	59	.636	WS 1st
1981	KANSAS CITY	AL West	33	20	13	.609	*1st
1982	KANSAS CITY	AL West	162	90	72	.556	2nd
1983	KANSAS CITY	AL West	162	79	83	.488	2nd
1984	KANSAS CITY	AL West	162	84	78	.519	1st
1985	KANSAS CITY	AL West	162	91	71	.562	WS 1st
1986	KANSAS CITY	AL West	88	40	48	.455	3rd
Major League Totals			932	507	425	.544	

* Second half of season

Howser's Major League Career Playing Statistics

Year	Club	AVG	G	AB	R	H	2B	3B	HR	RBI	SH	SF	HP	BB	SO	SB	CS	E
1961	KANSAS CITY A'S	.280	158	611	108	171	29	6	3	45	8	3	5	92	38	37	9	38
1962	KANSAS CITY A'S	.238	83	286	53	68	8	3	6	34	9	3	1	38	8	19	2	13
1963	KANSAS CITY A'S	.195	15	41	4	8	0	0	0	1	1	0	0	7	3	0	0	2
	CLEVELAND	.247	49	162	25	40	5	0	1	10	4	2	0	22	18	9	3	9
1964	CLEVELAND	.256	162	637	101	163	23	4	3	52	10	4	2	76	39	20	7	20
1965	CLEVELAND	.235	107	307	47	72	8	2	1	6	10	2	1	57	25	17	4	7
1966	CLEVELAND	.229	67	140	18	32	9	1	2	4	4	2	0	15	23	2	4	5
1967	NEW YORK (AL)	.268	63	149	18	40	6	0	0	10	3	0	2	25	15	1	4	3
1968	NEW YORK (AL)	.153	85	150	24	23	2	1	0	3	3	0	2	35	17	0	1	3
Major League Totals		.248	789	2483	398	617	90	17	16	165	58	16	13	367	186	105	34	100



Jackie Robinson - #42

Second Baseman, 1947-56

Jackie Robinson broke the Major League color barrier in 1947. He went on to win Rookie of the Year that season and 1949 N.L. MVP. He was a 6-time All-Star, compiling a .311 career batting average, 1,518 hits and 197 stolen bases in his 10-year Major League career. Prior to his historic stint in the Majors, Robinson played in Kansas City for the Monarchs in 1945. In 1997, the 50th anniversary of his debut, Major League Baseball retired his number.

ROYALS HALL OF FAME BUILDING

The Royals Hall of Fame is an education and entertainment venue that blends the timelessness of a museum with the sheer fun of the ballpark for a one-of-a-kind outing at Kauffman Stadium. Exhibits include many artifacts, photos, documents and videos tracing the history of Kansas City Royals Baseball, along with unique multi-media interactive experiences. The 7,000+ square foot facility is set to open in July 2009.

Fans can learn about the Royals founding and the special story of the innovative Royals Baseball Academy. Get a better understanding of the role of player development and the minor leagues. Hear more about some of the greatest moments in Royals history from the inaugural 1969 season to today. Take a look back at the amazing careers of two of the greatest players to ever play the game – George Brett and Frank White. And relive the thrilling 1985 season, as the Royals complete their amazing road to Kansas City's First World Series Championship. The Royals Hall of Fame features many artifacts from the ballclub's history including, to name a few:

- ▶ 1985 World Series Trophy
- ▶ 1980 American League Championship Trophy
- ▶ 1976 American League West Championship Trophy
- ▶ 1977 American League West Championship Trophy
- ▶ 1978 American League West Championship Trophy
- ▶ 1984 American League West Championship Trophy
- ▶ 1980 American League MVP Award – George Brett
- ▶ 1985 American League Cy Young Award – Bret Saberhagen
- ▶ 1989 American League Cy Young Award – Bret Saberhagen
- ▶ 1994 American League Cy Young Award – David Cone
- ▶ Eight Frank White Gold Gloves
- ▶ George Brett's 3,000th Hit Baseball & Bat
- ▶ George Brett's First Hit Baseball
- ▶ Steve Busby No-Hitter #1 Baseball
- ▶ Steve Busby No-Hitter #2 Baseball



HALL OF FAME HIGHLIGHTS

- ▶ **Dugout Theatre Film** - Fans can take a seat in an authentic replica of the Royals dugout and enjoy a tribute to the history of baseball in Kansas City. The 36-foot long movie screen showcases the story guided in spirit by Kansas City Baseball's all-time ambassador Buck O'Neil.
- ▶ **Design Your Own Ballpark** - This one-of-a-kind technological interactive exhibit allows guests to design their own ballpark. Fans can make key design decisions and their "ideal" ballpark changes and it develops on the screen in front of them. It's a unique experience which goes along with the story of Kansas City's history of special ballparks, from Municipal Stadium, the groundbreaking Royals Stadium and now the renovated Kauffman Stadium.
- ▶ **"You Make the Call" Broadcast Interactive** - Fans will get some advice from Royals broadcasters and then take their shot at calling some of the most memorable moments in Royals history. Each guest will have the chance to keep their call forever by forwarding it directly from the interactive broadcast booth in the Royals Hall of Fame to a personal e-mail account.
- ▶ **Royals Hall of Fame Gallery** - Learn the role that each of the twenty-three (23) members of the Royals Hall of Fame have played in the success of the franchise since its inception in 1969. View each inductee's Royals Hall of Fame plaque and watch a video tribute to the contributions they have made to Kansas City Royals Baseball.



ROYALS HALL OF FAME

HISTORY OF THE ROYALS HALL OF FAME

The Royals Hall of Fame was established to honor individuals who have made exceptional contributions to the Royals organization. To date, 23 people have been inducted into the Royals Hall of Fame.

Class	Inductee	Position	Class	Inductee	Position
1986	Amos Otis	Outfielder	1995	Frank White	2nd Baseman
	Steve Busby	Pitcher	1996	Muriel Kauffman	Owner
1987	Paul Splittorff	Pitcher		John Mayberry	1st Baseman
	Cookie Rojas	2nd Baseman	1998	Dan Quisenberry	Pitcher
	Dick Howser	Manager	2000	Whitey Herzog	Manager
1989	Dennis Leonard	Pitcher		Willie Wilson	Outfielder
	Hal McRae	Outfielder/DH	2003	Jeff Montgomery	Pitcher
1992	Fred Patek	Shortstop	2004	Denny Matthews	Announcer
	Larry Gura	Pitcher	2005	Bret Saberhagen	Pitcher
1993	Joe Burke	President	2006	Mark Gubicza	Pitcher
1994	Ewing Kauffman	Owner	2008	Art Stewart	Scouting/Advisor
	George Brett	3rd Baseman			



Steve Busby

Right-Handed Pitcher, 1972-1980 (inducted 1986)

Steve Busby was one of the Royals best pitchers and top competitors despite having his career shortened by a shoulder injury. From 1973-75 he averaged 18.6 wins, 260 innings and 177 strikeouts per season while establishing many club records. A 2-time All-Star, he became the only Major League pitcher to toss no-hitters in each of his first 2 big league seasons.

Steve Busby	W-L	ERA	G	GS	CG	SHO	SV	IP	H	ER	BB	SO
Kansas City (8 years)	70-54	3.72	167	150	53	7	0	1060.2	1003	438	433	659



Joe Burke

GM/President, 1973-1992 (inducted 1992)

Under **Joe Burke's** guidance, baseball achieved its greatest success in Kansas City. He joined the club in 1973 and served as General Manager from 1974-1981. He was President of the club from that time until cancer took his life in 1992. He was named Major League Executive of the Year in 1976 and was named "Mr. Baseball" at the Kansas City Baseball Awards Dinner in 1978.



Mark Gubicza

Right-Handed Pitcher, 1984-1996 (inducted 2006)

Mark Gubicza, the third-winningest pitcher in Royals history, recorded 132 victories in his 13 seasons with the Royals from 1984-1996. A two-time All-Star, Gubicza made his debut with the Royals in 1984 at the age of 21. He went 14-10 in 1985 and posted a pivotal Game 5 win over Toronto in the ALCS. Gubicza ended his career as the Royals all-time strikeout leader with 1,366, a mark later eclipsed by Kevin Appier.

Mark Gubicza	W-L	ERA	G	GS	CG	SHO	SV	IP	H	ER	BB	SO
Kansas City (13 years)	132-135	3.91	382	327	42	16	2	2218.2	2226	965	783	1366



Larry Gura

Left-Handed Pitcher, 1976-1985 (inducted 1992)

Larry Gura logged a 111-78 record as a Royal, a 59 percent winning percentage, the second-best mark in club history. The crafty lefthander was a member of the 1980 American League All-Star squad and twice was selected as the Royals Pitcher of the Year (1978 and 1981). His career highs for wins came in 1980 and 1982 when he recorded 18 victories.

Larry Gura	W-L	ERA	G	GS	CG	SHO	SV	IP	H	ER	BB	SO
Kansas City (10 years)	111-78	3.72	310	219	61	14	12	1701.1	1628	704	503	633



Whitey Herzog

Manager, 1975-1979 (inducted 2000)

Dorrel Norman Elvert "**Whitey**" **Herzog** managed the Royals from 1975 to 1979. He led the team to 3 straight American League Western Division titles, the first division titles in club history. His top season came in 1977 when he managed the Royals to a club record 102 wins. The 1976 UPI Manager of the Year, he is the Royals all-time winningest manager, posting a record of 410-304.

Herzog	League	GM	W	L	WP	Finish
Total	AL West (5 years)	714	410	304	.574	3 A.L. West Championships



Ewing Kauffman

Owner, 1968-1993 (inducted 1993)

The strength and integrity of **Ewing Kauffman's** ownership was the cornerstone of success for the Royals during the club's first 25 years. When purchasing the club as an expansion team in 1968, his primary motivation was to provide winning Major League Baseball for Kansas City. Prior to his death in 1993, he provided an innovative plan to ensure new ownership would keep baseball in Kansas City.



Muriel Kauffman

Royals First Lady, 1968-1995 (inducted 1996)

Muriel Kauffman, the Royals' First Lady, was the driving force behind Mr. K's decision to buy the Kansas City Royals. She was a member of the club's Board of Directors and served as a major impetus to the smashing success of the Royal Lancers. Away from the ballpark, she established the Muriel McBrien Kauffman Foundation to support and perpetuate the performing arts and to advance education, research and prevention in the health field.



Dennis Leonard

Right-Handed Pitcher, 1974-1986 (inducted 1989)

Dennis Leonard is the only 3-time 20-game winner in Royals history. The 3-time Royals Pitcher of the Year holds the club's career record for complete games and shutouts, and single season highs in starts, complete games, innings pitched and strikeouts. His 130 wins from 1975-81 were the most by a right-handed pitcher in the Major Leagues.

Dennis Leonard	W-L	ERA	G	GS	CG	SHO	SV	IP	H	ER	BB	SO
Kansas City (12 years)	144-106	3.70	312	302	103	23	1	2187.1	2137	898	622	1323



Denny Matthews

Announcer, 1969-Present (inducted 2004)

Denny Matthews, the 2007 Ford C. Frick Award winner, has been behind the microphone for the Royals since the club's first game in 1969. The "Voice of the Royals" has broadcast exclusively for the same team, without interruption, in 5 different decades. He was honored as the 2007 Ford C. Frick Award winner during Hall of Fame induction ceremonies on July 29, 2007. Matthews joined the Royals as the number 2 announcer alongside Bud Blattner prior to KC's inaugural season in 1969. He then took over the number 1 job following the 1975 season. He teamed with Fred White from 1974-1998 before Ryan Lefebvre joined him in the booth in 1999. Bob Davis has served as his cohort in the booth since 2008.



ROYALS HALL OF FAME (CONT.)



John Mayberry

First Baseman, 1972-1977 (inducted 1996)

John Mayberry was the Royals first true power hitter and probably the most impressive. He was a bomber in a lineup that featured speed and gap hitters. In 6 seasons in Kansas City, he averaged 24 home runs and 94 RBI. He earned All-Star honors in both 1973 and 1974 and became the club's first 30-home run hitter with 34 dingers in 1975.

John Mayberry	AVG	G	AB	R	H	2B	3B	HR	RBI	BB	SO	SB
Kansas City (6 years)	.261	897	3131	459	816	139	10	143	552	561	457	16



Hal McRae

Designated Hitter/Outfielder, 1973-1987 (inducted 1989)

Hal McRae's hard-nosed, aggressive style of play set the tone for the Royals championship clubs. He spent 14 full seasons in a Royals uniform and was recognized as one of the AL's most prolific designated hitters. He was a 3-time All-Star, led the league in doubles twice and topped the loop with 133 RBI in 1982. He earned Royals Player of the Year honors in 1974 and 1982.

Hal McRae	AVG	G	AB	R	H	2B	3B	HR	RBI	BB	SO	SB
Kansas City (15 years)	.293	1837	6568	873	1924	449	63	169	1012	616	697	105



Jeff Montgomery

Right-Handed Pitcher, 1988-1999 (inducted 2003)

Jeff Montgomery spent 12 of his 13 Major League seasons in a Royals uniform and is the club's all-time saves leader with 304. The 3-time All-Star (1992, 1993, 1996) was the Rolaids A.L. Reliever of the Year in 1993 and finished tied for the league lead with 45 saves, tying a club record. He also holds club records for career appearances (686) and ranked 14th on MLB's all-time saves list at the time of his induction.

Jeff Montgomery	W-L	ERA	G	GS	CG	SHO	SV	IP	H	ER	BB	SO
Kansas City (12 years)	44-50	3.20	686	0	0	0	304	850.1	760	302	287	720



Amos Otis

Outfielder, 1970-1983 (inducted 1986)

Amos Otis' career with the Royals spanned 14 years (1970-1983) when he held down the starting centerfield spot. He compiled a solid .280 average in a Kansas City uniform with 193 home runs, 992 RBI and 340 stolen bases while winning 3 Gold Gloves and 5 All-Star nominations. He was the Royals Player of the Year three times (1971, '73 and '78).

Amos Otis	AVG	G	AB	R	H	2B	3B	HR	RBI	BB	SO	SB
Kansas City (14 years)	.280	1891	7050	1074	1977	365	65	193	992	739	953	340



Fred Patek

Shortstop, 1971-1979 (inducted 1992)

Despite being the smallest player in the big leagues at 5-foot-4, **Fred Patek** was a cornerstone of the early success of the franchise. He wore a Royals uniform from 1971-79, posting a .241 average in 1,245 games, earning three All-Star game selections from his shortstop position. He led the league with 11 triples in 1971 and with 53 stolen bases in 1977.

Fred Patek	AVG	G	AB	R	H	2B	3B	HR	RBI	BB	SO	SB
Kansas City (9 years)	.241	1245	4305	571	1036	182	41	28	382	413	586	336



Dan Quisenberry

Right-Handed Pitcher, 1979-1988 (inducted 1998)

Dan Quisenberry's bullseye control, submarine-style delivery and quick wit made him a favorite among his teammates, media, peers and fans. He earned the Royals Pitcher of the Year honors 4 times, was selected to the All-Star team on 3 occasions, led the American League in saves 5 times and was a 5-time winner of the American League Fireman of the Year award. Quisenberry's life was claimed by cancer on Sept. 30, 1998.

Dan Quisenberry	W-L	ERA	G	GS	CG	SHO	SV	IP	H	ER	BB	SO
Kansas City (10 years)	51-44	2.55	573	0	0	0	238	920.2	919	261	139	321



Cookie Rojas

Second Baseman, 1970-1977 (inducted 1987)

Cookie Rojas brought more than 8 years of National League experience to the Royals in 1970. His experience and leadership abilities were felt immediately with the young expansion team, providing a solid base for future championships. Rojas was named to the American League All-Star team 4 consecutive years (1971-74).

Cookie Rojas	AVG	G	AB	R	H	2B	3B	HR	RBI	BB	SO	SB
Kansas City (8 years)	.268	880	3072	324	824	139	12	25	332	213	236	46



Bret Saberhagen

Right-Handed Pitcher, 1984-1991 (inducted 2005)

Bret Saberhagen is the only two-time Cy Young Award winner in Royals history. Saberhagen, the 1985 World Series MVP, pitched 8 seasons for the Royals from 1984-1991. He became the first KC pitcher and youngest pitcher in A.L. history to earn a Cy Young Award in 1985. He was a 4-time Royals Pitcher of the Year and established a franchise record in wins with a 23-6 record and a league-best 2.16 ERA during his second Cy Young season of 1989.

Bret Saberhagen	W-L	ERA	G	GS	CG	SHO	SV	IP	H	ER	BB	SO
Kansas City (8 years)	110-78	3.21	252	226	64	14	1	1660.1	1551	593	331	1093



Paul Splittorff

Left-Handed Pitcher, 1970-1984 (inducted 1987)

Paul Splittorff's big league career included action in 15 seasons from 1970-84. He was a mainstay on the staff from 1972-80 when he averaged nearly 15 wins and 220 innings per year. The big left-hander holds the Royals career records for wins, starts and innings pitched. In 1973 he became the first 20-game winner in Royals history.

Paul Splittorff	W-L	ERA	G	GS	CG	SHO	SV	IP	H	ER	BB	SO
Kansas City (15 years)	166-143	3.81	429	392	88	17	1	2554.2	2644	1082	780	1057



Art Stewart

Scouting/Advisor to GM, 1969-Present (inducted 2008)

Art Stewart became the first scouting/player development associate to be inducted into the Royals Hall of Fame on June 28, 2008. Stewart joined the Royals organization as a scout following the 1969 season and served as the Director of Scouting from 1984-1996. Since 1997, he has served the Royals GM as a Senior Advisor. The 2007 winner of the Roland Hemond Award, which is presented for long-time service in scouting a player development, is credited with signing or drafting over 70 players that reached the Majors, including Bo Jackson, Kevin Appier, Johnny Damon and Carlos Beltran.



Willie Wilson

Outfielder, 1976-1990 (inducted 2000)

Willie Wilson became only the second player in baseball history to stroke 100 hits from each side of the plate in a season in 1980. The A.L. batting champion in 1982 (.332), he collected 2,207 hits and 668 stolen bases in his career, including a league-leading and Royals record 83 in 1979. He was a Gold Glove Award winner in 1980, was the Royals Player of the Year in 1981 and was on the American League All-Star team in 1982 and 1983.

Amos Otis	AVG	G	AB	R	H	2B	3B	HR	RBI	BB	SO	SB
Kansas City (15 years)	.289	1787	6799	1060	1968	241	133	40	509	360	990	612



ROYALS ALL-TIME ALPHABETICAL ROSTER

Includes all 682 players (354 position players, 328 pitchers) who have appeared in one or more official Major League games for the Royals.

A (22)

Abbott, Paul (P)—2003
Abernathy, Brent (INF)—2003
Abernathy, Ted (P)—1970-72
Adair, Jerry (INF)—1969-70
Affeldt, Jeremy (P)—2002-06
Aikens, Willie (INF)—1980-83
Alcaraz, Luis (INF)—1969-70
Alicea, Luis (INF)—2001-02
Allensworth, Jermaine (OF)—1998
Ambres, Chip (OF)—2005
Anderson, Brian (P)—2003-05
Anderson, Rick (P)—1987-88
Anderson, Scott (P)—1995
Andrade, Steve (P)—2006
Angelini, Norm (P)—1972-73
Appier, Kevin (P)—1989-99, 2003-04
Aquino, Luis (P)—1988-92
Armstrong, Mike (P)—1982-83
Asencio, Miguel (P)—2002-03
Ashford, Tucker (INF)—1984
Austin, Jeff (P)—2001-02
Aviles, Mike (INF)—2008

B (77)

Bailey, Cory (P)—2001-02
Balboni, Steve (INF)—1984-88
Bale, John (P)—2007-08
Ballier, Jay (P)—1990
Bako, Paul (C)—2006
Bankhead, Scott (P)—1986
Bannister, Brian (P)—2007-08
Bannister, Floyd (P)—1988-89
Barber, Brian (P)—1998-99
Barranca, German (INF)—1979-80
Bass, Randy (INF)—1978
Batista, Miguel (P)—2000
Bautista, Denny (P)—2004-06
Bautista, Jose (INF)—2004
Bayliss, Jonah (P)—2005
Beckwith, Joe (P)—1984-85
Belcher, Tim (P)—1996-98
Belinda, Stan (P)—1993-94
Bell, Jay (INF)—1997
Bell, Terry (C)—1986
Beltran, Carlos (OF)—1998-04
Beniquez, Juan (OF-INF)—1987
Benitez, Yamil (OF)—1997
Benzinger, Todd (INF)—1991
Bercouger, Juan (P)—1981, 1992
Berger, Brandon (OF)—2001-04
Bernero, Adam (P)—2006
Berroa, Angel (INF)—2001-07
Berry, Sean (INF)—1990-91
Bevacqua, Kurt (INF)—1973-74
Bevil, Brian (P)—1996-98
Biancalana, Buddy (INF)—1982-87
Bird, Doug (P)—1973-78
Black, Buddy (P)—1982-88
Blanco, Andres (INF)—2004-06
Blue, Vida (P)—1982-83
Bluma, Jaime (P)—1996
Bochtler, Doug (P)—2000
Boddicker, Mike (P)—1991-92
Bones, Ricky (P)—1997-98
Booker, Chris (P)—2006
Boone, Bob (C)—1989-90
Borders, Pat (C)—1995
Bosley, Thad (OF)—1987-88
Botelho, Derek (P)—1982
Bottalico, Ricky (P)—2000
Braun, Ryan (P)—2006-07
Braun, Steve (OF-INF)—1978-80

Brazell, Craig (1B)—2007
Brett, George (INF)—1973-93
Brett, Ken (P)—1980-81
Brewer, Billy (P)—1993-95
Brewer, Mike (OF)—1986
Briles, Nelson (P)—1974-75
Brito, Juan (C)—2002
Brooks, Hubie (OF)—1993-94
Brown, Adrian (OF)—2004
Brown, Dee (OF)—1998-04
Brown, Emil (OF)—2005-07
Browning, Tom (P)—1995
Bruno, Tom (P)—1976
Buchanan, Bob (P)—1989
Buck, John (C)—2004-08
Buckner, Bill (INF-DH)—1988-89
Buckner, Billy (P)—2007
Bukvich, Ryan (P)—2002-04
Bunch, Melvin (P)—1995
Bunker, Wally (P)—1969-71
Burgmeier, Tom (P)—1969-73
Burgos, Ambiorix (P)—2005-06
Burgos, Enrique (P)—1993
Burkhardt, Morgan (INF)—2003
Busby, Steve (P)—1972-80
Butler, Bill (P)—1969-71
Butler, Billy (INF-DH)—2007-08
Byrd, Paul (P)—2001-02
Byrdak, Tim (P)—1998-00

C (48)

Caceres, Edgar (INF)—1995
Cadaret, Greg (P)—1993
Callaspo, Alberto (INF)—2008
Camp, Shawn (P)—2004-05
Campanis, Jimmy (C)—1969-70
Campbell, Jim (P)—1990
Capra, Nick (OF)—1988
Cardenal, Jose (OF)—1980
Carrasco, D.J. (P)—2003-05
Carrasco, Hector (P)—1997
Carter, Lance (P)—1999
Caruso, Mike (INF)—2002
Casian, Larry (P)—1997
Castillo, Alberto (C)—2004-05
Castillo, Manny (INF)—1980
Castro, Bill (P)—1982-83
Cepeda, Orlando (INF)—1974
Cerdeira, Jaime (P)—2004-05
Chalk, Dave (INF)—1980-81
Chamberlain, Craig (P)—1979-80
Chavez, Endy (OF)—2001
Christenson, Gary (P)—1979-80
Cisco, Galen (P)—1969
Clark, David (OF)—1991
Clark, Terry (P)—1996
Clarke, Stan (P)—1989
Clemons, Lance (P)—1971
Codioli, Chris (P)—1990
Cogan, Tony (P)—2001
Colborn, Jim (P)—1977-78
Cole, Stu (INF)—1991
Coleman, Vince (OF)—1994-95
Concepcion, Onix (INF)—1980-85
Cone, David (P)—1986, 1993-94
Conine, Jeff (INF)—1990, 1992, 1998
Converse, Jim (P)—1995, 1997
Cookson, Brent (OF)—1995
Cooper, Scott (INF)—1997
Corbin, Archie (P)—1991
Cortez, Fernando (INF)—2007
Costa, Shane (OF)—2005-07
Cowens, Al (OF)—1974-79

Cram, Jerry (P)—1969, 1976
Crawford, Steve (P)—1989-91
Creel, Keith (P)—1982-83
Cripe, Dave (INF)—1978
Cromartie, Warren (INF)—1991
Cruz, Todd (INF)—1979

D (35)

D'Amico, Jeff (P)—2000
Dal Canton, Bruce (P)—1971-75
Damon, Johnny (OF)—1995-00
Davies, Kyle (P)—2007-08
Davis, Butch (OF)—1983-84
Davis, Chili (DH)—1997
Davis, John (P)—1987
Davis, Mark (P)—1990-92
Davis, Storm (P)—1990-91
Davis, Tommy (OF)—1976
Dawkins, Gookie (INF)—2003
De La Rosa, Jorge (P)—2006-07
De los Santos, Luis (INF)—1988-89
DeHart, Rick (P)—2003
DeJesus, David (OF)—2003-08
DeJesus, Jose (P)—1988-89, 1994
DeLaMaza, Roland (P)—1997
Delgado, Wilson (INF)—2000-01
Demaria, Chris (P)—2005
Dent, Bucky (INF)—1984
Dessens, Elmer (P)—2006
Detherage, Bob (OF)—1980
Diaz, Matt (OF)—2005
DiFecile, Mike (C)—2003
DiPino, Frank (P)—1993
Dohmann, Scott (P)—2006
Dotel, Octavio (P)—2007
Dotson, Richard (P)—1990
Dragowsky, Moe (P)—1969-70
Drabo, Dick (P)—1969-73
Duckworth, Brandon (P)—2006-08
Dunwoody, Todd (OF)—2000
Durbin, Chad (P)—1999-02
Dye, Jermaine (OF)—1997-01

E (7)

Eastwick, Rawly (P)—1980
Eaton, Craig (P)—1979
Eisenreich, Jim (OF)—1987-92
Elarton, Scott (P)—2006-07
Encarnacion, Luis (P)—1990
Ehrtson, Seth (P)—2006
Evans, Bart (P)—1998

F (16)

Fabregas, Jorge (C)—2000
Farr, Steve (P)—1985-90
Fasano, Sal (C)—1996-99, 2001
Febles, Carlos (INF)—1998-03
Ferreira, Tony (P)—1985
Field, Nate (P)—2002-05
Filson, Pete (P)—1990
Fiore, Mike (INF)—1969-70
Fitzmorris, Al (P)—1969-76
Fleming, Dave (P)—1995
Floyd, Bob (INF)—1976-74
Foucault, Steve (P)—1978
Foy, Joe (INF)—1969
Frost, Dave (P)—1982
Fulchino, Jeff (P)—2008
Fussell, Chris (P)—1999-00

**G (40)**

Gaetti, Gary (INF)—1993-95
 Gagne, Greg (INF)—1993-95
 Gale, Rich (P)—1978-81
 Garber, Gene (P)—1973-74, 1987-88
 Garcia, Dan (OF)—1981
 Gardner, Mark (P)—1993
 Gardner, Wes (P)—1991
 Gathright, Joey (OF)—2006-08
 Gaudet, Jim (C)—1978-79
 George, Chris (P)—2001-04
 German, Esteban (INF)—2006-08
 Geronimo, Cesar (OF)—1981-83
 Gettis, Byron (OF)—2004
 Giambi, Jeremy (OF)—1998-99
 Gibson, Kirk (OF)—1991
 Gilfillan, Jason (P)—2003
 Gleaton, Jerry Don (P)—1987-89
 Gload, Ross (INF-OF)—2007-08
 Gobble, Jimmy (P)—2003-08
 Gomez, Alexis (OF)—2002, 2004
 Gonzalez, Fernando (INF)—1974
 Gonzalez, Juan (OF)—2004
 Goodwin, Tom (OF)—1994-97
 Gordon, Alex (INF)—2007-08
 Gordon, Tom (P)—1988-95
 Gotay, Ruhen (INF)—2004-05
 Graffanino, Tony (INF)—2004-06
 Granger, Jeff (P)—1993-94, 1996
 Greinke, Zack (P)—2004-08
 Grimsley, Jason (P)—2001-04
 Grote, Jerry (C)—1981
 Grotewold, Jeff (C)—1995
 Grudzielanek, Mark (INF)—2006-08
 Gubicza, Mark (P)—1984-96
 Guerrero, Wilton (INF)—2004
 Guiel, Aaron (OF)—2002-06
 Guillen, Jose (OF)—2008
 Gumpert, Dave (P)—1987
 Gura, Larry (P)—1976-85
 Gwynn, Chris (OF)—1992-93

H (47)

Habyan, John (P)—1993
 Hall, Tom (P)—1976-77
 Halter, Shane (INF)—1997-98
 Hamelin, Bob (INF)—1993-96
 Hammaker, Atlee (P)—1981
 Hammond, Steve (OF)—1982
 Haney, Chris (P)—1992-98
 Hansen, Jed (INF)—1997-99
 Hansen, Ron (INF)—1972
 Hargsheimer, Al (P)—1986
 Harris, Bill (INF)—1969
 Harrison, Chuck (INF)—1969, 1971
 Harvey, Ken (INF)—2001, 2003-05
 Hassler, Andy (P)—1976-78
 Hatcher, Chris (OF)—1998
 Healy, Fran (C)—1969, 1973-76
 Hearn, Ed (C)—1987-88
 Heath, Kelly (INF)—1982
 Heaton, Neal (P)—1992
 Hedlund, Mike (P)—1969-72
 Hegman, Bob (INF)—1985
 Heise, Bob (INF)—1977
 Henderson, Dave (OF)—1994
 Henry, Doug (P)—2001
 Hernandez, Jack (INF)—1969-70
 Hernandez, Roberto (P)—2001-02
 Hernandez, Runelvis (P)—2002-03, 05-06
 Hiatt, Phil (INF)—1993, 1995
 Hill, Jeremy (P)—2002-03
 Hinch, A.J. (C)—2001-02
 Hochevar, Luke (P)—2007-08
 Hocking, Denny (INF)—2005

Hoerner, Joe (P)—1973-74
 Holbert, Ray (INF)—1999-00
 Hood, Don (P)—1982-83
 Hopkins, Gail (INF)—1971-73
 Hovley, Steve (OF)—1972-73
 Howard, David (INF)—1991-97
 Howell, J.P. (P)—2005
 Hrabosky, Al (P)—1978-79
 Hubbard, Trenidad (OF)—2001
 Huber, Justin (1B)—2006-07
 Hudson, Luke (P)—2006-07
 Huisman, Justin (P)—2004
 Huisman, Rick (P)—1995-96
 Huisman, Mark (P)—1983-86
 Hurdle, Clint (OF)—1977-81

I (3)

Ibanez, Raul (OF-INF)—2001-03
 Iorg, Dane (OF-INF)—1984-85
 Ireland, Tim (INF)—1981-82

J (23)

Jackson, Bo (OF)—1986-90
 Jackson, Damian (INF)—2004
 Jackson, Danny (P)—1983-87
 Jackson, Grant (P)—1982
 Jackson, Mike (P)—1972-73
 Jacome, Jason (P)—1995-97
 James, Chris (OF)—1995
 Jefferies, Gregg (INF)—1992
 Jeltz, Steve (INF)—1990
 Jensen, Ryan (P)—2005
 Johnson, Bob (P)—1970
 Johnson, Brian (C)—2000
 Johnson, Ron (INF)—1982-83
 Johnson, Rondin (INF)—1986
 Johnson, Rontrez (OF)—2003
 Johnston, Joel (P)—1991-92
 Jones, Lynn (OF)—1984-86
 Jones, Mike (P)—80-81, 84-85
 Jones, Ross (INF)—1987
 Jones, Ruppert (OF)—1976
 Jones, Steve (P)—1969
 Jose, Felix (OF)—1993-95
 Joyner, Wally (INF)—1992-95

K (16)

Ka'aihue, Kila (INF)—2008
 Keatley, Greg (C)—1981
 Kelly, Pat (OF)—1969-70
 Keough, Joe (OF)—1969-72
 Keppel, Bobby (P)—2006
 Keppinger, Jeff (INF)—2006
 Killebrew, Harmon (INF)—1975
 King, Jeff (INF)—1997-99
 Kingery, Mike (OF)—1986
 Kinney, Matt (P)—2004
 Kirkpatrick, Ed (OF-C)—1969-73
 Knoblauch, Chuck (OF)—2002
 Knoop, Bobby (INF)—1971-72
 Koslowski, Kevin (OF)—1992-94
 Kreuter, Chad (C)—1999
 Kussner, Art (C)—1978

L (32)

LaCock, Pete (INF)—1977-80
 LaCoss, Mike (P)—1985
 Lahoud, Joe (OF)—1977-78
 Lance, Gary (P)—1977
 Larkin, Andy (P)—2000
 LaRue, Jason (C)—2007
 Law, Rudy (OF)—1986
 Laxton, Brett (P)—2000
 Leach, Terry (P)—1989
 Lee, Mark (P)—1988

Leeper, Dave (OF)—1984-85
 Leibrandt, Charlie (P)—1984-89
 Leius, Scott (INF)—1998-99
 Lennon, Patrick (OF)—1996
 Leonard, Dennis (P)—1974-86
 Leskamic, Curtis (P)—2003-04
 Levine, Al (P)—2003
 Lima, Jose (P)—2003, 2005
 Lind, Jose (INF)—1993-95
 Linton, Doug (P)—1995-96
 Liriano, Nelson (INF)—1991
 Littell, Mark (P)—1973, '75-'77
 Lloyd, Graeme (P)—2003
 Lockhart, Keith (INF)—1995-96
 Long, Ryan (OF)—1997
 Long, Terrence (OF)—2005
 Lopez, Albie (P)—2003
 Lopez, Aurelio (P)—1974
 Lopez, Mendy (INF)—1998-99, 2003-04
 Lowe, Sean (P)—2003
 Lowery, Devon (P)—2008
 Lucken, Rick (P)—1989

M (69)

MacDougal, Mike (P)—2001-06
 MacFarlane, Mike (C)—1987-94, 1996-98
 Mack, Shane (OF)—1998
 Madison, Scotti (C-INF)—1987-88
 Magnante, Mike (P)—1991-96
 Mahay, Ron (P)—2008
 Maier, Mitch (OF)—2006, 2008
 Maldonado, Carlos (P)—1990-91
 Marrero, Eli (OF)—2005
 Marshall, Keith (OF)—1973
 Martin, Jerry (OF)—1982-83
 Martin, Renie (P)—1979-81
 Martinez, Buck (C)—1969-71, 1973-77
 Martinez, Carmelo (INF)—1991
 Martinez, Felix (INF)—1997-99
 Martz, Gary (OF)—1975
 Matchick, Tommy (INF)—1970
 Mateo, Ruben (OF)—2004
 Mathews, Terry (P)—1999
 Matos, Julius (INF)—2003
 May, Darrell (P)—2002-04
 May, Jerry (C)—1971-73
 May, Lee (INF)—1981-82
 Mayberry, John (INF)—1972-77
 Mayne, Brent (C)—1990-95, 2001-03
 Mays, Joe (P)—2006
 McCarty, Dave (INF)—2000-02
 McClure, Bob (P)—1975-76
 McCormick, Mike (P)—1971
 McDaniel, Lindy (P)—1974-75
 McDill, Allen (P)—1997-98
 McDonald, Donzell (OF)—2002
 McEwing, Joe (INF)—2005
 McGatfligan, Andy (P)—1990-91
 McGilberry, Randy (P)—1977-78
 McGinnis, Russ (C)—1995
 McRae, Brian (OF)—1990-94
 McRae, Hal (OF-DH)—1973-87
 McReynolds, Kevin (OF)—1992-93
 McWilliams, Larry (P)—1989-90
 Meacham, Rusty (P)—1992-95
 Meadows, Brian (P)—2000-01
 Meche, Gil (P)—2007-08
 Melvin, Bob (C)—1992
 Mercedes, Henry (C)—1995-96
 Mientkiewicz, Doug (1B)—2006
 Milacki, Bob (P)—1994
 Miller, Keith (INF)—1992-95
 Mingori, Steve (P)—1973-79
 Moeller, Dennis (P)—1992
 Montagudo, Aurelio (P)—1970
 Montgomery, Jeff (P)—1988-99
 Montgomery, Monty (P)—1971-72



ROYALS ALL-TIME ALPHABETICAL ROSTER (CONT.)

Moore, Bobby (OF)—1991
Morehead, Dave (P)—1969-70
Moreno, Omar (OF)—1985
Moreno, Orber (P)—1999
Morman, Alvin (P)—1999
Morman, Russ (OF)—1990-91
Morris, Hal (OF)—1998
Mota, Jose (INF)—1995
Motley, Darryl (OF)—1981, 83-86
Mullen, Scott (P)—2000-03
Mulliniks, Rance (INF)—1980-81
Murphy, Donnie (INF)—2004-05
Murphy, Tom (P)—1972
Murray, Dan (P)—1999-00
Musser, Neal (P)—2007-08
Myers, Roderick (OF)—1996-97

N (11)

Nelson, Dave (INF)—1976-77
Nelson, Joe (P)—2006
Nelson, Roger (P)—69-72, 1976
Nettles, Jim (INF)—1979
Newman, Josh (P)—2008
Nomo, Hideo (P)—2008
Norman, Les (OF)—1995-96
Northey, Scott (OF-INF)—1969
Nunez, Abraham (OF)—2004
Nunez, Leo (P)—2005-08
Nunnally, Jon (OF)—1995-97

O (13)

Obermueller, Wes (P)—2002
Offerman, Jose (INF)—1996-98
Oliver, Bob (OF-INF)—1969-72
Olivo, Miguel (C)—2008
Olson, Gregg (P)—1995, 1997
Ordaz, Luis (INF)—2000-02
O'Riley, Don (P)—1969-70
Orta, Jorge (OF)—1984-87
Orsenzio, Frank (INF)—1973
Ortiz, Hector (C)—1998, 2000-01
Otis, Amos (OF)—1970-83
Owen, Dave (INF)—1988
Owen, Larry (C)—1987-88

P (41)

Paepke, Dennis (C)—1969, 1971-72, '74
Palacios, Rey (C)—1988-90
Palmer, Dean (INF)—1997-98
Paquette, Craig (INF)—1996-97
Paschall, Bill (P)—1978-79, 1981
Pastornicky, Cliff (INF)—1983
Patek, Fred (INF)—1971-79
Patterson, Jarrod (INF)—2003
Pattin, Marty (P)—1974-80
Pecota, Bill (INF)—1986-91
Pedre, George (C)—1991
Pellow, Kit (INF)—2002
Pena Jr., Tony (INF)—2007-08
Pendleton, Terry (INF)—1998
Peralta, Joel (P)—2006-08
Perez, Melido (P)—1987
Perez, Mike (P)—1997
Perez, Neifi (INF)—2001-02
Perez, Odalis (P)—2006-07
Perry, Chan (INF)—2002
Perry, Gaylord (P)—1983
Perry, Gerald (INF-DH)—1990
Phelps, Ken (INF)—1980-81
Phillips, Paul (C)—2004-07
Pichardo, Hipolito (P)—1992-98
Pickering, Calvin (INF)—2004-05
Pierce, Ed (P)—1992
Piniella, Lou (OF)—1969-73
Pinson, Vada (OF)—1974-75

Pisciotta, Marc (P)—1999
Pitsley, Jim (P)—1995, 1997-99
Poquette, Tom (OF)—1973, '76-79, '82
Porter, Darrell (C)—1977-80
Pose, Scott (OF)—1999-00
Power, Ted (P)—1988
Prince, Tom (C)—2003
Pryor, Greg (INF)—1982-86
Pugh, Tim (P)—1996
Puhl, Terry (OF)—1991
Pujols, Luis (C)—1984
Pulliam, Harvey (OF)—1991-93

Q (3)

Quinn, Mark (OF)—1999-02
Quirk, Jamie (C)—1975-76, '78-82, '85-88
Quisenberry, Dan (P)—1979-88

R (38)

Rakers, Jason (P)—2000
Ramirez, Horacio (P)—2008
Ramirez, Ramon (P)—2008
Randa, Joe (INF)—1995-96, 1999-04
Rapp, Pat (P)—1998
Rasmussen, Dennis (P)—1992-93, 1995
Rasmussen, Eric (P)—1983
Ray, Ken (P)—1999
Raziano, Barry (P)—1973
Reboulet, Jeff (INF)—2000
Redman, Mark (P)—2006
Reed, Rick (P)—1992-95
Reichardt, Rick (OF)—1973-74
Reichert, Dan (P)—1999-02
Rekar, Bryan (P)—2002
Relaford, Desi (INF)—2003-04
Renko, Steve (P)—1983
Reyes, Denny (P)—2004
Rico, Fred (OF)—1969
Rigby, Brad (P)—1999-00
Rios, Danny (P)—1998
Rios, Juan (INF)—1969
Riske, David (P)—2007
Rivera, Bombo (OF)—1982
Rivera, Luis (INF)—1998
Roberts, Bip (INF)—1996-97
Roberts, Leon (OF)—1983-84
Robinson, Ken (P)—1996
Robinson, Kerry (OF)—2006
Rodriguez, Ed (P)—1979
Rodriguez, Ellie (C)—1969-70
Rojas, Cookie (INF)—1970-77
Rooker, Jim (P)—1969-72
Rosa, Carlos (P)—2008
Rosado, Jose (P)—1996-00
Rossy, Rico (INF)—1992-93
Rusch, Glendon (P)—1997-99
Ryal, Mark (OF)—1982

S (74)

Saberhagen, Bret (P)—1984-91
Sadecki, Ray (P)—1975-76
Sadler, Donnie (OF-INF)—2001-02
Salazar, Angel (INF)—1986-87
Sampen, Bill (P)—1992-93
Samuel, Juan (INF)—1992, 1995
Sanchez, Angel (INF)—2006
Sanchez, Israel (P)—1988, 1990
Sanchez, Orlando (C)—1984
Sanchez, Rey (SS)—1999-01
Sanders, Ken (P)—1976
Sanders, Reggie (OF)—2006-07
Santiago, Benito (C)—2004
Santiano, Jose (P)—1997-01
Santovenia, Nelson (C)—1993

Sauveur, Rich (P)—1992
Savage, Ted (OF)—1971
Scanlan, Bob (P)—1996
Scarson, Steve (INF)—1999
Schaal, Paul (INF)—1969-74
Schattinger, Jeff (P)—1981
Schatzeder, Dan (P)—1991
Scheinblum, Richie (OF)—1972, 1974
Schulz, Jeff (OF)—1989-90
Scott, George (INF)—1979
Scott, Rodney (INF)—1975
Scranton, Jim (INF)—1984-85
Seanez, Rudy (P)—2004
Sedlacek, Shawn (P)—2002
Seitzer, Kevin (INF-OF)—1986-91
Serrano, Jimmy (P)—2004
Service, Scott (P)—1997-99
Severson, Rich (INF)—1970-71
Shealy, Ryan (OF)—2006-08
Sheridan, Pat (OF)—1981-85
Shields, Steve (P)—1986
Shifflett, Steve (P)—1992
Shirley, Bob (P)—1987
Shouse, Brian (P)—2002
Shumpert, Terry (INF)—1990-94
Silverio, Luis (OF)—1978
Simpson, Jose (OF)—1983
Simpson, Wayne (P)—1973
Sisco, Andrew (P)—2005-06
Slaughter, Don (C)—1982-84
Smith, Daryl (P)—1990
Smith, Jason (INF)—2007-08
Smith, Lonnie (OF)—1985-87
Snyder, Kyle (P)—2003, 2005-06
Solaita, Tony (INF)—1974-76
Soria, Joakim (P)—2007-08
Sorrell, Bill (INF)—1970
Spehr, Tim (C)—1991, 1997-99
Spilitorff, Paul (P)—1970-84
Spoljaric, Paul (P)—2000
Spradlin, Jerry (P)—2000
Spriggs, George (OF)—1969-70
Stairs, Matt (OF)—2004-06
Standridge, Jason (P)—2007
Stein, Blake (P)—1999-02
Stemle, Steve (P)—2005-06
Stewart, Andy (C)—1997
Stillwell, Kurt (INF)—1988-91
Stimmet, Kelly (C)—2004
Stinson, Bob (C)—1975-76
Stoddard, Bob (P)—1987
Stottlenyere, Jr., Mel (P)—1990
Stynes, Chris (INF)—1995-96
Sullivan, Scott (P)—2004
Sundberg, Jim (C)—1985-86
Suppan, Jeff (P)—1998-02
Sutton, Larry (INF)—1997-99
Suzuki, Mac (P)—1999-02
Sweeney, Mike (C-1B)—1995-07

T (20)

Tabler, Pat (OF)—1988-90
Tartabull, Danny (OF)—1987-91
Taylor, Bob (C)—1969-70
Taylor, Carl (OF)—1971-73
Taylor, Dwight (OF)—1986
Teahen, Mark (OF-INF)—2005-08
Tejada, Robinson (P)—2008
Terrell, Jerry (INF)—1978-80
Thompson, Rich (OF)—2004
Thomson, John (P)—2007
Throop, George (P)—1975, 1977-79
Thurman, Gary (OF)—1982-92
Tomko, Brett (P)—2008
Tonis, Mike (C)—2004
Torres, Dilson (P)—1995



Torres, Rusty (OF)—1980
 Tucker, Michael (OF)—1995-96, 2002-03
 Tufts, Bob (P)—1982-83
 Tupman, Matt (C)—2008
 Twitty, Jeff (P)—1980

V (7)

Valdespino, Sandy (OF)—1971
 Valera, Julio (P)—1996
 Vasquez, Jorge (P)—2004
 Veres, Randy (P)—1997
 Villacis, Eduardo (P)—2004
 Vitiello, Joe (INF)—1995-99
 Voyles, Brad (P)—2001-03

W (30)

Wagner, Hector (P)—1990-91
 Walker, Jamie (P)—1997-98
 Wallace, Derek (P)—1999
 Walrand, Les (P)—2003
 Washington, U.L. (INF)—1977-84
 Wathan, Dusty (C)—2002
 Wathan, John (C-INF)—1976-85
 Wellemeyer, Todd (P)—2006-07
 Wellman, Brad (INF)—1988-89
 Wells, Kip (P)—2008
 Wengert, Don (P)—1999
 Werth, Dennis (C-INF)—1982
 Whisenant, Matt (P)—1997-99
 White, Frank (INF)—1973-90
 White, Rondell (OF)—2003
 Wickersham, Dave (P)—1969
 Wilkerson, Curtis (INF)—1992-93
 Williams, Mike (P)—1997
 Williams, Mitch (P)—1997
 Wills, Frank (P)—1983-84
 Wilson, Craig (INF)—1993
 Wilson, Kris (P)—2000-02
 Wilson, Willie (OF)—1976-90
 Winters, Matt (OF)—1989
 Witasick, Jay (P)—1999-00
 Wohlford, Jim (OF)—1972-76
 Wood, Mike (P)—2004-06
 Wright, Jamey (P)—2003
 Wright, Jim (P)—1981-82
 Wright, Ken (P)—1970-73

Y (5)

Yabuta, Yasuhiko (P)—2008
 York, Jim (P)—1970-71
 Young, Curt (P)—1992
 Young, Ernie (OF)—1998
 Young, Kevin (INF)—1996

Z (4)

Zachary, Chris (P)—1969
 Zaun, Gregg (C)—2000-01
 Zdeb, Joe (OF)—1977-79
 Zuvella, Paul (INF)—1991

Managers (18)

Bell, Buddy—2005-07
 Boone, Bob—1995-97
 Ferraro, Mike—1980 (interim)
 Frey, Jim—1980-81
 Gardner, Billy—1987
 Gordon, Joe—1969
 Herzog, Whitey—1975-79
 Hillman, Trey—2008
 Howser, Dick—1981-87
 Lemon, Bob—1970-72
 McKeon, Jack—1973-75
 McRae, Hal—1991-94
 Metro, Charlie—1970
 Mizerock, John—2002 (interim)
 Muser, Tony—1997-02
 Pena, Tony—2002-05
 Schaefer, Bob—1991 (interim)
 Wathan, John—1987-91

Coaches (67)

Barnett, Mike—2006-08
 Bedell, Howie—1984
 Blaylock, Gary—1984-87
 Boros, Steve—1975-79, 1993-94
 Boyer, Cloyd—1982-83
 Burgmeier, Tom—1991, 1998-00
 Carnevale, Dan—1970
 Cisco, Galen—1971-79
 Colavito, Rocky—1982-83
 Connors, Billy—1980-81
 Cox, Jeff—1995
 Cumberland, John—2002-04
 Dauer, Rich—1997-02
 David, Andre—2005
 Dobson, Pat—1991
 Doran, Bill—2005-07
 Dunlop, Harry—1969-75
 Ezell, Glenn—1989-94
 Ferraro, Mike—1984-86
 Foli, Tim—1996
 Friend, Owen—1969
 Funk, Frank—1988-90
 Gamboa, Tom—2001-03
 Garrett, Adrian—1988-92
 Hansen, Guy—1991-93, '96-97, 2005
 Harder, Mel—1969

Hiller, Chuck—1976-79
 Johnson, Lamar—1999-02
 Jones, Joe—1987, 1992, 2005
 Jones, Lynn—1991-92
 Kendall, Fred—2006-07
 Kison, Bruce—1992-98
 Kuntz, Rusty—2008
 Lau, Charley—1971-78
 Lemon, Bob—1970
 Lum, Mike—1988-89
 Luzinski, Greg—1995-97
 MacKenzie, Gordy—1980-81
 Martinez, Jose—1980-87
 Mason, Mike—2004
 Mauch, Gene—1995
 May, Lee—1984-86, 1992-94
 Mayberry, John—1989-90
 McClure, Bob—2006-08
 McRae, Hal—1987
 Mizerock, John—2002-04, 2008
 Napoleon, Ed—1987-88
 Nipper, Al—2001-02
 Nossek, Joe—1982-83
 Owen, Dave—2008
 Page, Mitchell—1995-97
 Pentland, Jeff—2003-05
 Poldberg, Brian—2004-07
 Poquette, Tom—1997-98
 Quirk, Jamie—1994-01
 Renick, Rick—1981
 Schaefer, Bob—1988-91, 2002-05
 Schaffer, Jim—1980-88
 Schultz, Joe—1970
 Silverio, Luis—2003-08
 Strickland, George—1970-72
 Strom, Brent—2000-01
 Sullivan, John—1979
 Wathan, John—1986
 White, Frank—1997-01
 White, Jo Jo—1969
 Wiley, Mark—1999

Trainers (9)

Cobb, Mickey—1978-1990
 Dudley, Jim—1973-1977
 Jones, Bill—1969-72
 Kuntz, Lee—1999-2002
 Kyte, Frank—2003-2008
 McGannon, Paul—1984-1988
 Morrow, Steve—1991-1998
 Stevenson, Jeff—2008
 Swartz, Nick—1989-2008

REMEMBERING THE ROYALS ACADEMY

Former Royals owner Ewing Kauffman challenged the preconceived notions of the baseball world in 1970 with the creation of the Royals Baseball Academy.

"In a few years this will be called Kauffman's folly or they will be calling me the Branch Rickey of the '70s," Kauffman said.

The Academy, which ran 12 months a year, was designed to supply additional talent to the Royals organization by training athletes in Sarasota, Fla. The mission of the academy was to groom raw athletes into baseball players.

The Academy opened its doors on Aug. 10, 1970 with 42 original players. The campus, which also doubled as the Royals spring home, featured five playing fields, a 50-room dormitory, offices, lecture halls, laboratories, tennis courts and a swimming pool. Former Royals Scouting Director Syd Thrift (and future Yankees General Manager) was named as the director of the Academy.

Royals Hall of Famer Frank White joined the Academy in 1970 and was the first member to graduate to the Majors in 1973. White credits the Academy with instilling fundamentals which turned him into one of the best defensive second basemen in baseball history.

Despite the success of Frank White and 13 other graduates who played in the Majors including U.L. Washington, dwindling class sizes and the cost of the Academy eventually led to its closing in May, 1974.





ROYALS ALL-TIME NUMERICAL ROSTER

Players

0

Scott, George..... 1979

1

Foy, Joe..... 1969
 Alcaraz, Luis..... 1970
 Rojas, Cookie..... 1970-77
 Terrell, Jerry..... 1978-80
 Biancalana, Buddy..... 1982-87
 Stillwell, Kurt..... 1988-91
 Roberts, Bip..... 1996-97
 Sanchez, Rey..... 1999-01
 Sadler, Donnie..... 2001-02
 Ordaz, Luis..... 2002
 Dawkins, Gookie..... 2003
 Jackson, Damian..... 2004
 Guerrero, Wilton..... 2004
 Blanco, Andres..... 2004
 Hocking, Denny..... 2005
 Gathright, Joey..... 2006
 Pena, Jr., Tony..... 2007-08

2

Patek, Freddie..... 1971
 Hansen, Ron..... 1972
 Bevacqua, Kurt..... 1973-74
 Patek, Freddie..... 1975-79
 Torres, Rusty..... 1980
 Concepcion, Onix..... 1981-85
 Salazar, Angel..... 1986-87
 Owen, Dave..... 1988
 Jeltz, Steve..... 1990
 Liriano, Nelson..... 1991
 Melvin, Bob..... 1992
 Spehr, Tim..... 1997
 Hansen, Jed..... 1997-99
 Fabregas, Jorge..... 2000
 Mayne, Brent..... 2001-03
 Buck, John..... 2004-05
 Graffanino, Tony..... 2006
 Gathright, Joey..... 2007-08

3

Killebrew, Harmon..... 1975
 Nelson, Dave..... 1976-77
 Braun, Steve..... 1978-80
 Poquette, Tom..... 1982
 Pastornicky, Cliff..... 1983
 Orta, Jorge..... 1984-87
 Jones, Ross..... 1987
 Wellman, Brad..... 1988-89
 Shumpert, Terry..... 1991-93
 Hamelin, Bob..... 1994-96
 Rivera, Luis..... 1998
 Febles, Carlos..... 1999-03
 Tomas, Mike..... 2004
 Phillips, Paul..... 2004
 Blanco, Andres..... 2004
 Long, Terrence..... 2005
 German, Esteban..... 2006-08

4

Detherage, Bob..... 1980
 Motley, Darryl..... 1981
 Pryor, Greg..... 1982-86
 Tartabull, Danny..... 1987-91
 Gaetti, Gary..... 1993
 Shumpert, Terry..... 1994
 Lockhart, Keith..... 1996
 Halter, Shane..... 1998
 Holbert, Ray..... 1999-00
 Delgado, Wilson..... 2001
 Berroa, Angel..... 2001-07
 Gordon, Alex..... 2008

5 (retired in 1994)

Savage, Ted..... 1971
 Scheinblum, Richie..... 1972, 74

Poquette, Tom..... 1973
 Brett, George..... 1975-93

6

Spriggs, George..... 1970
 Martinez, Buck..... 1970-71
 Wohlford, Jim..... 1972-76
 Heise, Bob..... 1977
 Wilson, Willie..... 1978-90
 Howard, David..... 1993-97
 Pendleton, Terry..... 1998
 Scarsone, Steve..... 1999
 McCarty, David..... 2000-02
 Bako, Paul..... 2006
 LaRue, Jason..... 2007

7

Harrison, Chuck..... 1969, 71
 Sorrell, Bill..... 1970
 Mayberry, John..... 1972-77
 Bass, Randy..... 1978
 Cruz, Todd..... 1979
 Chalk, Dave..... 1980-81
 Slaughter, Don..... 1982-84
 Law, Rudy..... 1986
 Hearn, Ed..... 1987-88
 Spehr, Tim..... 1991
 Gagne, Greg..... 1993-95
 King, Jeff..... 1997-99
 Hinch, A.J..... 2001-02
 Lopez, Mendy..... 2003-04
 Castillo, Alberto..... 2004-05
 Blanco, Andres..... 2005
 Huber, Justin..... 2006
 Sanchez, Angel..... 2006
 Gordon, Alex..... 2007
 Gload, Ross..... 2008

8

Kirkpatrick, Ed..... 1969-73
 Solaita, Tony..... 1974-76
 LaCock, Pete..... 1977-80
 Sundberg, Jim..... 1985-86
 Macfarlane, Mike..... 1988
 Boone, Bob..... 1989-90
 Eisenreich, Jim..... 1991-92
 Wilson, Craig..... 1993
 Gaetti, Gary..... 1994-95
 Leius, Scott..... 1998-99
 Ordaz, Luis..... 2000-01
 Perez, Neifi..... 2002
 Brown, Dee..... 2003-04
 McEwing, Joe..... 2005

9

Piniella, Lou..... 1969-73
 Quirk, Jamie..... 1975-76, 79-82, 85-88
 Hurdle, Clint..... 1977-79
 Simpson, Joe..... 1983
 Iorg, Dane..... 1984-85
 de los Santos, Luis..... 1989
 Moore, Bobby..... 1991
 Jefferies, Gregg..... 1992
 Gomez, Alexis..... 2002
 Defesus, David..... 2003-08

10 (retired in 1987)

Schaal, Paul..... 1969-74
 McClure, Bob..... 1975
 Davis, Tommy..... 1976
 Lahoud, Joe..... 1977-78
 Quirk, Jamie..... 1978-79
 Hurdle, Clint..... 1979-81

11

Rodriguez, Ellie..... 1969-70
 McRae, Hal..... 1973-87
 Knoblauch, Chuck..... 2002
 Prince, Tom..... 2003
 Stairs, Matt..... 2004

Relaford, Desi..... 2004
 Phillips, Paul..... 2005
 Marrero, Eli..... 2005
 Mientkiewicz, Doug..... 2006
 Gload, Ross..... 2007
 Guillen, Jose..... 2008

12

Rios, Juan..... 1969
 Spriggs, George..... 1970
 May, Jerry..... 1971-72
 Reichardt, Rick..... 1973
 May, Jerry..... 1973
 Martz, Gary..... 1975
 Wathan, John..... 1976-85
 Beniquez, Juan..... 1987
 Joyner, Wally..... 1992-95
 Paquette, Craig..... 1996-97
 Young, Ernie..... 1998
 Spehr, Tim..... 1998-99
 Reboulet, Jeff..... 2000
 Alicea, Luis..... 2001-02
 Relaford, Desi..... 2003-04
 Stairs, Matt..... 2004-06
 Phillips, Paul..... 2007
 Tupman, Matt..... 2008

13

Rooker, Jim..... 1969-70
 Gonzalez, Fernando..... 1974
 Gaudet, Jim..... 1979
 Cone, David..... 1986
 Martinez, Carmelo..... 1991
 Howard, David..... 1992
 Lind, Jose..... 1993-95
 Fasano, Sal..... 1999
 Blanco, Andres..... 2006
 Callaspo, Alberto..... 2008

14

Adair, Jerry..... 1969-70
 Rooker, Jim..... 1971
 Severson, Rich..... 1971
 Taylor, Carl..... 1972-73
 May, Lee..... 1981-82
 Blue, Vida..... 1983
 Buckner, Bill..... 1988-89
 Davis, Storm..... 1990-91
 Gwynn, Chris..... 1993
 Grotewold, Jeff..... 1995
 Stynes, Chris..... 1996
 Cooper, Scott..... 1997
 Martinez, Felix..... 1998
 Lopez, Mendy..... 1999
 Quinn, Mark..... 2001-02
 White, Rondell..... 2003
 Abernathy, Brent..... 2003
 Graffanino, Tony..... 2004-05
 Buck, John..... 2006-08

15

Harris, Billy..... 1969
 Severson, Rich..... 1970
 Floyd, Bobby..... 1970-74
 Severson, Rich..... 1971
 Stinson, Bob..... 1975-76
 Porter, Darrell..... 1977-80
 Grote, Jerry..... 1981
 Ireland, Tim..... 1982
 Sheridan, Pat..... 1983-85
 Taylor, Dwight..... 1986
 Jackson, Danny..... 1987
 Macfarlane, Mike..... 1989-94, 96-98
 Mercedes, Henry..... 1995
 Borders, Pat..... 1995
 Turner, Chris..... 1998
 Giambi, Jeremy..... 1998-99
 Beltran, Carlos..... 2001-04
 Costa, Shane..... 2005
 Grudzielanek, Mark..... 2006-08

ROYALS ALL-TIME NUMERICAL ROSTER (CONT.)



16

Healy, Fran.....	1969, 73-76
Keough, Joe.....	1969-72
Hassler, Andy.....	1976-78
Foucault, Steve.....	1978
Phelps, Ken.....	1981
Werth, Dennis.....	1982
Roberts, Steve.....	1983-84
Scranton, Jim.....	1985
Jackson, Bo.....	1986-90
Gordon, Tom.....	1991
Miller, Keith.....	1992-94
Miller, Keith.....	1995
Norman, Les.....	1995
Randa, Joe.....	1996, 98-04
Cooper, Scott.....	1997
Palmer, Dean.....	1997-98
Huber, Justin.....	2005
Sanders, Reggie.....	2006-07
Butler, Billy.....	2008

17

Morehead, Dave.....	1969-70
Paepke, Dennis.....	1971-72, 74
Ortizio, Frank.....	1973
Littell, Mark.....	1975-77
Silverio, Luis.....	1978
Castillo, Manny.....	1980
Ireland, Tim.....	1981
Jones, Mike.....	1984-85
Brewer, Mike.....	1986
Anderson, Rick.....	1987-88
Winters, Matt.....	1989
Perry, Gerald.....	1990
Zavella, Paul.....	1991
Samuel, Juan.....	1992
Cone, David.....	1993
Appier, Kevin.....	1996-99
Dunwoody, Todd.....	2000
Suzuki, Mac.....	2001-02
Perez, Neifi.....	2001
Wathan, Dusty.....	2002

18

Kelly, Pat.....	1969-70
Hopkins, Gail.....	1971-73
Covens, Al.....	1974-79
Mullinix, Rance.....	1980-81
Renko, Steve.....	1983
Balboni, Steve.....	1984
Saberhagen, Bret.....	1987-91
Randa, Joe.....	1995
Damon, Johnny.....	1996-00
Ibanez, Raul.....	2001-03
Stinnett, Kelly.....	2004
Ambres, Chip.....	2005

19

Fiore, Mike.....	1969-70
Marchick, Tom.....	1970
Knoop, Bobby.....	1971-72
White, Frank.....	1973
Briles, Nelson.....	1974-75
Wilson, Willie.....	1976
Zdeb, Joe.....	1977-79
Cardenal, Jose.....	1980
Wills, Frank.....	1983-84
Stoddard, Bob.....	1987
Bannister, Floyd.....	1988-89
Conine, Jeff.....	1990, 92, 98
Wilkinson, Curtis.....	1993
Kreuter, Chad.....	1999
Johnson, Brian.....	2000
Delgado, Wilson.....	2000
Henry, Doug.....	2001
Pellow, Kit.....	2002
McDonald, Donzell.....	2002
Patterson, Jarrod.....	2003
Anderson, Brian.....	2003-05
Bannister, Brian.....	2008

20 (retired in 1995)

Campanis, Jim.....	1969-70
Montgomery, Monty.....	1971-72
Raziano, Barry.....	1973
White, Frank.....	1974-90

21

Martinez, Buck.....	1969, 74-77
Monteagudo, Aurelio.....	1970
Kusnyer, Art.....	1978
Rodriguez, Eduardo.....	1979
Twitty, Jeff.....	1980
Creel, Keith.....	1982-83
Dent, Bucky.....	1984
Smith, Lonnie.....	1985-87
Montgomery, Jeff.....	1988-99
Carrasco, D.J.....	2004-05
Redman, Mark.....	2006
Butler, Billy.....	2007
Olive, Miguel.....	2008

22

Rooker, Jim.....	1969
Burgmeier, Tom.....	1970-73
Leonard, Dennis.....	1974-86
Eisenreich, Jim.....	1987-90
McReynolds, Kevin.....	1992-93
Cone, David.....	1994
Nunnally, Jon.....	1995-97
Sutton, Larry.....	1997-99
Spoljaric, Paul.....	2000
Ortiz, Hector.....	2000-01
Brito, Juan.....	2002
Gonzalez, Juan.....	2004
Bayliss, Jonah.....	2005
Mays, Joe.....	2006
Keppel, Bobby.....	2006
Maier, Mitch.....	2006

23

O'Riley, Don.....	1969
Fitzmorris, Al.....	1970-72
Mingori, Steve.....	1973-79
Barranca, German.....	1980
Geronimo, Cesar.....	1981-83
Gubicza, Mark.....	1984-96
Morris, Hal.....	1998
Matos, Julius.....	2003
Greinke, Zack.....	2004-08

24

Hernandez, Jackie.....	1969-70
Aikens, Willie.....	1980-83
Motley, Darryl.....	1984-86
Owen, Larry.....	1987-88
Schulz, Jeff.....	1989-90
Mayne, Brent.....	1991-95
Scanlan, Bob.....	1996
Clark, Terry.....	1996
Dye, Jermaine.....	1997-01
Tucker, Michael.....	2002-03
Thompson, Rich.....	2004
Mateo, Ruben.....	2004
Berger, Brandon.....	2004
Teahen, Mark.....	2005-08

25

Drabowsky, Moe.....	1969-70
Campanis, Jim.....	1970
Splitteroff, Paul.....	1971
McCormick, Mike.....	1971
Rooker, Jim.....	1972
Jackson, Mike.....	1972-73
Brett, George.....	1973-74
Scott, Rodney.....	1975
Poquette, Tom.....	1976-79
Chamberlain, Craig.....	1979
Brett, Ken.....	1980-81
Martin, Jerry.....	1982-83
Jackson, Danny.....	1984-86
Thurman, Gary.....	1987-92

Hiatt, Phil.....	1993, 95
Norman, Les.....	1996
Lima, Jose.....	2003
Johnson, Rontrez.....	2003
Tomko, Brett.....	2008
Ka'aihue, Kila.....	2008

26

Cisco, Galen.....	1969
Otis, Amos.....	1970-83
Farr, Steve.....	1985-90
Puhl, Terry.....	1991
Clark, Dave.....	1991
Benzing, Todd.....	1991
Sauveur, Rich.....	1992
Heaton, Neal.....	1992
Pulliam, Harvey.....	1993
Fasano, Chris.....	1995
Fasano, Sal.....	1996-98
Martinez, Felix.....	1999
Fasano, Sal.....	2001
Austin, Jeff.....	2001-02
DiFelice, Mike.....	2003
Smith, Jason.....	2007-08

27

Bunker, Wally.....	1969-71
Clemons, Lance.....	1971
Littell, Mark.....	1973
Hoerner, Joe.....	1973-74
Martin, Rennie.....	1979-81
Tufts, Bob.....	1982
Hammond, Steve.....	1982
Beckwith, Joe.....	1984-85
Kingery, Mike.....	1986
Bosley, Thad.....	1987-88
Aquino, Luis.....	1988-92
Granger, Jeff.....	1993-94, 96
Samuel, Juan.....	1995
Bones, Ricky.....	1997
Vitiello, Joe.....	1998
Brown, Dee.....	1998-02
Patterson, Jarrod.....	2003
Field, Nate.....	2003
Anderson, Brian.....	2003
Bautista, Jose.....	2004
Bautista, Denny.....	2004-06
Yabuta, Yasuhiko.....	2008

28

Paepke, Dennis.....	1969
Wright, Ken.....	1970-73
Pinson, Vada.....	1974-75
Sanders, Ken.....	1976
McGilberry, Randy.....	1978
Netles, Jim.....	1979
Chamberlain, Craig.....	1980
Paschall, Bill.....	1981
Frost, Dave.....	1982
Rasmussen, Eric.....	1983
Moreno, Omar.....	1985
Bankhead, Scott.....	1986
Macfarlane, Mike.....	1987
Garber, Gene.....	1987
Crawford, Steve.....	1990-91
Meacham, Rusty.....	1992-95
Bell, Jay.....	1997
Rapp, Pat.....	1998
Hubbard, Trinidad.....	2001
Harvey, Ken.....	2001, 03-05
Phillips, Paul.....	2006
Dotel, Octavio.....	2007
Davies, Kyle.....	2007-08

29

Butler, Bill.....	1969-71
Murphy, Tom.....	1972
Bird, Doug.....	1973-78
Quisenberry, Dan.....	1979-88

ROYALS
REVIEW

HISTORY

RECORDS

OPPONENTS

SCOUTING/PLAYER DEV.

MEDIA & MISC.



ROYALS ALL-TIME NUMERICAL ROSTER (CONT.)

Palacios, Rey.....	1988-90
Gwynn, Chris.....	1992
Brewer, Billy.....	1993
Coleman, Vince.....	1994-95
Sweeney, Mike.....	1995-07

30

Striggs, George.....	1969
Johnson, Bob.....	1970
Hovley, Steve.....	1972-73
Cepeda, Orlando.....	1974
Jones, Ruppert.....	1976
Washington, U.L.....	1977-84
LaCoss, Mike.....	1985
Gumpert, Dave.....	1987
Tabler, Pat.....	1988-90
Gibson, Kirk.....	1991
Wilkinson, Curtis.....	1992
Brooks, Hugh.....	1993-94
Olson, Gregg.....	1995
Offerman, Jose.....	1996-98
Rigby, Brad.....	1999-00
Berger, Brandon.....	2001-03
Santiago, Benito.....	2004
Gotay, Ruben.....	2004-05
Keppinger, Jeff.....	2006
Standridge, Jason.....	2007
Cortez, Fernando.....	2007
Huber, Justin.....	2007
Aviles, Mike.....	2008

31

Taylor, Hawk.....	1969-70
McGillberry, Randy.....	1977-78
Cripe, Dave.....	1978
Christenson, Gary.....	1979-80
Schattinger, Jeff.....	1981
Armstrong, Mike.....	1982-83
Saberhagen, Bret.....	1984-86
Shirley, Bob.....	1987
Perez, Melido.....	1987
Sanchez, Israel.....	1988, 90
Garber, Gene.....	1988
Howard, David.....	1991
DiPino, Frank.....	1993
Cadaret, Greg.....	1993
Tucker, Michael.....	1995-96
Myers, Rod.....	1997
Mack, Shane.....	1998
Vitiello, Joe.....	1999
Rakers, Jason.....	2000
Meadows, Brian.....	2001
May, Darrell.....	2002
Lopez, Albie.....	2003
Abbott, Paul.....	2003
Murphy, Donnie.....	2004
Gettis, Byron.....	2004
Brown, Adrian.....	2004
Murphy, Donnie.....	2005
Duckworth, Brandon.....	2007-08

32

Hedlund, Mike.....	1969-72
O'Riley, Don.....	1970
Garber, Gene.....	1973-74
McClure, Bob.....	1976
Wilson, Willie.....	1977
Gura, Larry.....	1978-85
Pecota, Bill.....	1986-91
Rosny, Rico.....	1992-93
Browning, Tom.....	1995
Young, Kevin.....	1996
Vitiello, Joe.....	1997
Lopez, Mendy.....	1998
Laxton, Brett.....	2000
Gostea, Chris.....	2002-04
Costa, Shane.....	2006-07
Mahay, Ron.....	2008

33

Oliver, Bob.....	1969-72
Pattin, Marty.....	1974-80
Hammaker, Atlee.....	1981
Blue, Vida.....	1982-83
Davis, Butch.....	1983-84
Seitzer, Kevin.....	1986-91
Haney, Chris.....	1992-98
Durbin, Chad.....	1999-02
Leskanic, Curtis.....	2003-04
Burkhart, Morgan.....	2003
Santiago, Benito.....	2004
Lima, Jose.....	2005

34

Burgmeier, Tom.....	1969
Splitstorf, Paul.....	1972-84
Bell, Terry.....	1986
Capra, Nick.....	1988
McWilliams, Larry.....	1989-90
Clarke, Stan.....	1989
Codioli, Chris.....	1990
Wagner, Hector.....	1991
Jose, Felix.....	1993-95
Pittsley, Jim.....	1997-99
Wallace, Derek.....	1999
Pisciotta, Marc.....	1999
Stein, Blake.....	2001-02
May, Darrell.....	2003-04
Diaz, Matt.....	2005
Hudson, Luke.....	2006-07

35

Nelson, Roger.....	1969-72
Throop, George.....	1975, 77-79
Nelson, Roger.....	1976
Bruno, Tom.....	1976
Eaton, Craig.....	1979
Eastwick, Rawly.....	1980
Wright, Jim.....	1981-82
Johnson, Ron.....	1982-83
Jones, Lynn.....	1984-86
Lee, Mark.....	1988
Filson, Pete.....	1990
Pichardo, Hipolito.....	1993-98
Batista, Miguel.....	2000
Bukvich, Ryan.....	2002-04
Brown, Emil.....	2005-07
Mater, Mitch.....	2008

36

Abernathy, Ted.....	1970-72
Tufts, Bob.....	1982-83
Jackson, Grant.....	1982
Perry, Gaylord.....	1983
Leeper, Dave.....	1985
Johnson, Rondin.....	1986
Gordon, Tom.....	1988-90, 92-95
Mercedes, Henry.....	1996
Martinez, Felix.....	1997
Long, Ryan.....	1997
Beltran, Carlos.....	1998-00
Byrd, Paul.....	2001-02
Snyder, Kyle.....	2003
Pickering, Calvin.....	2004-05
Stemle, Steve.....	2006
Etherton, Seth.....	2006
De La Rosa, Jorge.....	2006-07

37

Jones, Steve.....	1969
Patek, Freddie.....	1971-74
Sadecki, Ray.....	1976
Gura, Larry.....	1976-77
Gaudet, Jim.....	1978
Sheridan, Pat.....	1981
Berenguer, Juan.....	1981
Botelho, Derek.....	1982
Ashford, Tucker.....	1984
Leibrandt, Charlie.....	1984-89

Dotson, Richard.....	1990
Baller, Jay.....	1990
Johnston, Joel.....	1992
Gardner, Mark.....	1993
Rasmussen, Dennis.....	1995
McGinnis, Russ.....	1995
Anderson, Scott.....	1995
Huisman, Rick.....	1995-96
Suppan, Jeff.....	1998-02
Lloyd, Graeme.....	2003
Huisman, Justin.....	2004
Stemle, Steve.....	2005
Elarton, Scott.....	2006-07

38

Cram, Jerry.....	1969
Lopez, Aurelio.....	1974
Gale, Rich.....	1978-81
Rivera, Bombo.....	1982
Huisman, Mark.....	1983-86
Shields, Steve.....	1986
Madison, Scotti.....	1987-88
Leach, Terry.....	1989
McGaffigan, Andy.....	1990-91
Benzing, Todd.....	1991
Reed, Rick.....	1992-93
Milacki, Bob.....	1994
Stynes, Chris.....	1995
Converse, Jim.....	1997
Pose, Scott.....	1999-00
Grimley, Jason.....	2001-04
Nunez, Abraham.....	2004
Jensen, Ryan.....	2005
Booker, Chris.....	2006
Duckworth, Brandon.....	2006
Buckner, Billy.....	2007

39

Alcaraz, Luis.....	1969
Hopkins, Gail.....	1971
Angelini, Norm.....	1972
Fitzmorris, Al.....	1973-76
Angelini, Norm.....	1973
Lance, Gary.....	1977
Hrabosky, Al.....	1978-79
Keatley, Greg.....	1981
Castro, Bill.....	1982-83
Gleaton, Jerry Don.....	1987-89
Gardner, Wes.....	1991
Cole, Stu.....	1991
Benitez, Yamil.....	1997
Mathews, Terry.....	1999
Bochtler, Doug.....	2000
Hernandez, Roberto.....	2001-02
Low, Sean.....	2003
Snyder, Kyle.....	2005-06
Andrade, Steve.....	2006
Shealy, Ryan.....	2006
Brazell, Craig.....	2007

40

Zachary, Chris.....	1969
Wickersham, Dave.....	1969
York, Jim.....	1970-71
Busby, Steve.....	1972-76, 78-80
Jones, Mike.....	1981
Black, Bud.....	1982-88
Luecken, Rick.....	1989
Smith, Daryl.....	1990
Young, Curt.....	1992
Koslowski, Kevin.....	1992-94
Meta, Jose.....	1995
Hernandez, Rubelvys.....	2002-06
Bannister, Brian.....	2007
Wells, Kip.....	2008

41

Drago, Dick.....	1969-73
McDaniel, Lindy.....	1974-75
Ferreira, Tony.....	1985

ROYALS ALL-TIME NUMERICAL ROSTER (CONT.)



Habyan, John.....	1993
Brewer, Billy.....	1994-95
Belcher, Tim.....	1996-98
Wengert, Don.....	1999
Stein, Blake.....	1999-00
Fussell, Chris.....	1999
Reichert, Dan.....	2001-02
Gobbie, Jimmy.....	2003-08

42 (Retired in 1997)

Fitzmorris, Al.....	1969
Martinez, Buck.....	1973
Marshall, Keith.....	1973
Hall, Tom.....	1976-77
Paschall, Bill.....	1979
Haney, Chris.....	1992
Henderson, Dave.....	1994
Goodwin, Tom.....	1995-97

43

Spittorff, Paul.....	1970
Dal Canton, Bruce.....	1971-75
Sadecki, Ray.....	1975
Paschall, Bill.....	1978
Barranca, German.....	1979
Schatzeder, Dan.....	1991
Davis, Storm.....	1991
Belinda, Stan.....	1994
Lockhart, Keith.....	1995
Halter, Shane.....	1997
Fehles, Chris.....	1998
Chavez, Endy.....	2001
Perry, Chan.....	2002
Obermueller, Wes.....	2002
Levine, Al.....	2003
Leskanic, Curtis.....	2003
Seanez, Rudy.....	2004
Gomez, Alexis.....	2004
Nunez, Leo.....	2005-06
Shealy, Ryan.....	2007-08

44

Northley, Scott.....	1969
Taylor, Carl.....	1971
Scott, Rodney.....	1975
Vitiello, Joe.....	1995-96
Davis, Chili.....	1997
Barber, Brian.....	1998-99
Zaun, Gregg.....	2000-01
Robinson, Kerry.....	2006
Hochevar, Luke.....	2007-08

45

Simpson, Wayne.....	1973
Garcia, Danny.....	1981
Heath, Kelly.....	1982
Jackson, Danny.....	1983
Balboni, Steve.....	1985-88
Buchanan, Bob.....	1989
Morman, Russ.....	1990-91
Jose, Felix.....	1994
Jacome, Jason.....	1995-97
Casian, Larry.....	1997
Evans, Bart.....	1998
Moreno, Orber.....	1999
Guiel, Aaron.....	2002-06
Perez, Odalis.....	2006-07

46

Rico, Fred.....	1969
Cram, Jerry.....	1976
Heaton, Neal.....	1992
Caceres, Edgar.....	1995
Pugh, Tim.....	1996
Lennon, Patrick.....	1996
Blum, Jaime.....	1996
Williams, Mike.....	1997
Service, Scott.....	1997
Santiago, Jose.....	1998
Allensworth, Jermaine.....	1998

Santiago, Jose.....	1999-01
Voyles, Brad.....	2001-03
Wood, Mike.....	2004-06
Nunez, Leo.....	2007-08

47

Berry, Sean.....	1990-91
Rasmussen, Dennis.....	1992-93
Goodwin, Tom.....	1994
Fleming, Dave.....	1995
Bevil, Brian.....	1996-98
Witasick, Jay.....	1999-00
Rekar, Bryan.....	2002
Sullivan, Scott.....	2004
Dessens, Elmer.....	2006
Braun, Ryan.....	2006-07

48

Wright, Ken.....	1970
Reichardt, Rick.....	1974
Colborn, Jim.....	1977-78
Hood, Don.....	1982-83
Power, Ted.....	1988
Davis, Mark.....	1990-92
Berenguer, Juan.....	1992
Hamelin, Bob.....	1993
Cookson, Brent.....	1995
Olson, Gregg.....	1997
Service, Scott.....	1998-99
Spradlin, Jerry.....	2000
Affeldt, Jeremy.....	2002-06
Soria, Joakim.....	2007-08

49

Valdespino, Sandy.....	1971
Cram, Jerry.....	1976
Motley, Darryl.....	1983
Sanchez, Orlando.....	1984
Pujols, Luis.....	1984
Davis, John.....	1987
Crawford, Steve.....	1989
Mayne, Brent.....	1990
Shomartie, Warren.....	1991
Strifflett, Steve.....	1992
Linton, Doug.....	1995-96
Williams, Mitch.....	1997
Santiago, Jose.....	1997
Bones, Ricky.....	1998
Fussell, Chris.....	1999-00
Wright, Jamey.....	2003
Reyes, Denny.....	2004
Bale, John.....	2007-08

50

Jones, Mike.....	1980
Scranton, Jim.....	1984
Hargesheimer, Alan.....	1986
Shumpert, Terry.....	1990
Corbin, Archie.....	1991
Sampen, Bill.....	1992-93
Belinda, Stan.....	1993
Bunch, Melvin.....	1995
Rosado, Jose.....	1996-00
Robinson, Kenny.....	1996
Caruso, Mike.....	2002
Gillfillan, Jason.....	2003
Serrano, Jimmy.....	2004
Burgos, Ambiorix.....	2005-06

51

de los Santos, Luis.....	1988
Pulliam, Harvey.....	1991-93
Burgos, Enrique.....	1993
Pittsley, Jim.....	1995
Damon, Johnny.....	1995
Valera, Julio.....	1996
Veres, Randy.....	1997
Rios, Danny.....	1998
Hatcher, Chris.....	1998
Morman, Alvin.....	1999

Wilson, Kris.....	2000-03
Sisco, Andrew.....	2005-06
Tejeda, Robinson.....	2008

52

Phelps, Ken.....	1980-81
Stottlemire, Mel.....	1990
Boddicker, Mike.....	1991-92
Torres, Dilson.....	1995
Perez, Mike.....	1997
de la Maza, Roland.....	1997
Ortiz, Hector.....	1998
Quinn, Mark.....	1999-00
Botalico, Ricky.....	2000
Shouse, Brian.....	2002
Hill, Jeremy.....	2002-03
Kinney, Matt.....	2004
Demaria, Chris.....	2005
Dohmann, Scott.....	2006
Ramirez, Horacio.....	2008

53

Concepcion, Onix.....	1980
Pedre, Jorge.....	1991
Moeller, Dennis.....	1992
Santovenia, Nelson.....	1993
DeJesus, Jose.....	1994
Converse, Jim.....	1995
Rusch, Glendon.....	1997-99
Carter, Lance.....	1999
George, Chris.....	2001
Asencio, Miguel.....	2002-03
Howell, J.P.....	2005
Diaz, Jose.....	2006
Rosa, Carlos.....	2005

54

DeJesus, Jose.....	1988-89
Encarnacion, Luis.....	1990
Pierce, Ed.....	1992
Reichert, Dan.....	1999-00
Larkin, Andy.....	2000
MacDougal, Mike.....	2001-06
Riske, David.....	2007
Fulchino, Jeff.....	2008

55

Appier, Kevin.....	1989-95, 03-04
McDill, Allen.....	1998
Byrdak, Tim.....	1998
Suzuki, Mac.....	1999-00
Cogan, Tony.....	2001
Field, Nate.....	2003
Nelson, Joe.....	2006
Meche, Gil.....	2007-08

56

McRae, Brian.....	1990-94
Whisenant, Matt.....	1997-99
McDill, Allen.....	1997
D'Amico, Jeff.....	2000
Sedlacek, Shawn.....	2002
Field, Nate.....	2002
Walrod, Les.....	2003
Cerda, Jaime.....	2004-05
Wellemeier, Todd.....	2006-07
Ramirez, Ramon.....	2008

57

Ryal, Mark.....	1982
Campbell, Jim.....	1990
Magnante, Mike.....	1991-96
Walker, Jamie.....	1997-98
Bevil, Brian.....	1997
Ray, Ken.....	1999
Murray, Dan.....	1999-00
Mullen, Scott.....	2000-03
Field, Nate.....	2003-05
Perault, Joel.....	2006-08

ROYALS
REVIEW

HISTORY

RECORDS

OPPONENTS

SCOUTING/PLAYER DEV.

MEDIA & MISC.



ROYALS ALL-TIME NUMERICAL ROSTER (CONT.)

58	Leeper, Dave.....	1984
	Wagner, Hector.....	1990
	Johnston, Joel.....	1991
	Pichardo, Hipolito.....	1992
	Myers, Rod.....	1996
	Carrasco, Hector.....	1997
	Byrdak, Tim.....	1999-00
	Bailey, Cory.....	2001-02
	DeHart, Rick.....	2003
	Camp, Shawn.....	2004-05
	Bernero, Adam.....	2006
	Musser, Neal.....	2007-08

59	Maldonado, Carlos.....	1990-91
	Meadows, Brian.....	2000
	Carrasco, D.J.....	2003
	Villacis, Eduardo.....	2004
	Vasquez, Jorge.....	2004

61	Hegman, Bob.....	1985
-----------	------------------	------

63	Stewart, Andy.....	1997
	Newman, Josh.....	2008

66	Thomson, John.....	2007
-----------	--------------------	------

91	Nomo, Hideo.....	2008
-----------	------------------	------

Coaches/Managers

2	White, Jo Jo.....	1969
	Lemon, Bob.....	1970-72
	Boone, Bob.....	1995, 1997

3	Harder, Mel.....	1969
	Schultz, Joe.....	1970
	Cisco, Galen.....	1971-74, 1976-78

4	Dunlop, Harry.....	1969-75
	Hiller, Chuck.....	1976-79
	Mauch, Gene.....	1995

5 (retired in 1994)	Friend, Owen.....	1969
	Carnevale, Dan.....	1970
	Strickland, George.....	1970-72

6	Gordon, Joe.....	1969
	Pena, Tony.....	2002-05
	Owen, Dave.....	2008

7	Mayberry, John.....	1989-90
----------	---------------------	---------

8	Boone, Bob.....	1996
	Barnett, Mike.....	2006-08

9	Cisco, Galen.....	1975
	Quirk, Jamie.....	1994-2001

10 (retired in 1987)	Howser, Dick.....	1981-87
-----------------------------	-------------------	---------

11	Strickland, George.....	1972
	McRae, Hal.....	1987, 1991-94

12	Wathan, John.....	1986-91
-----------	-------------------	---------

13	Mizerock, John.....	2002-04
-----------	---------------------	---------

14	Boros, Steve.....	1975-79, 1994
	May, Lee.....	1984-86, 1993-94

16	Sullivan, John.....	1979
-----------	---------------------	------

17	Silverio, Luis.....	2003-08
-----------	---------------------	---------

18	Jones, Joe.....	1987, 1992, 2005
	Cumberland, John.....	2004
	Kendall, Fred.....	2006-07
	Kuntz, Rusty.....	2008

19	Luzinski, Greg.....	1995-97
	Doran, Bill.....	2005-07

20 (retired in 1995)	White, Frank.....	1997-2001
-----------------------------	-------------------	-----------

21	Lemon, Bob.....	1972
	Gamboa, Tom.....	2001-03

22	Burgmeier, Tom.....	1991
	Pentland, Jeff.....	2003, 2005
	Hillman, Trey.....	2008

23	Johnson, Lamar.....	1999-2002
-----------	---------------------	-----------

24	Lau, Charley.....	1971-75, 1977-78
	Herzog, Whitey.....	1975-79

25	Dauer, Rich.....	1998
	Poldberg, Brian.....	2004-05
	Bell, Buddy.....	2005-07

26	Pentland, Jeff.....	2004
	David, Andre.....	2005-06

27	Lau, Charley.....	1976
	Poldberg, Brian.....	2007

28	Lum, Mike.....	1988-89
	Wiley, Mark.....	1999

30	Strom, Brent.....	2000-01
-----------	-------------------	---------

31	McKeon, Jack.....	1973-75
-----------	-------------------	---------

33	McClure, Bob.....	2006-08
-----------	-------------------	---------

35	Jones, Lynn.....	1991-92
	Nipper, Al.....	2001-02

36	Metro, Charlie.....	1970
	Cisco, Galen.....	1976
	Connord, Billy.....	1980-81

37	Dobson, Pat.....	1991
	Hansen, Guy.....	2005

38	Cox, Jeff.....	1995
	Poquette, Tom.....	1997-98

39	Page, Mitchell.....	1995-97
	Burgmeier, Tom.....	1998, 2000
	Mason, Mike.....	2004

40	Colavito, Rocky.....	1982-83
	Muser, Tony.....	1997-2002

41	Frey, Jim.....	1980-81
	Nossek, Joe.....	1982-83
	Ferraro, Mike.....	1984-86
	Gardner, Billy.....	1987
	Garrett, Adrian.....	1988-92

42 (retired in 1997)	Martinez, Jose.....	1980-87
	Schaefer, Bob.....	1988-1991, 2003-05
	Kison, Bruce.....	1992-94, 1996-98

43	MacKenzie, Gordy.....	1980-81
	Boyer, Cloyd.....	1982-83
	Blaylock, Gary.....	1984-87
	Funk, Frank.....	1988-90
	Hansen, Guy.....	1991-92, 1997
	Boros, Steve.....	1993
	Burgmeier, Tom.....	1999

44	Schaffer, Jim.....	1980-88
	Ezell, Glenn.....	1989-94
	Schaefer, Bob.....	2002

45	May, Lee.....	1992
-----------	---------------	------

46	Renick, Rick.....	1981
	Bedell, Howie.....	1984
	Napoleon, Ed.....	1987-88
	Hansen, Guy.....	1993

47	Cumberland, John.....	2002-03
-----------	-----------------------	---------

49	Poldberg, Brian.....	2006
-----------	----------------------	------

50	Mizerock, John.....	2008
-----------	---------------------	------

54	Kison, Bison.....	1995
-----------	-------------------	------

55	Hansen, Guy.....	1996
-----------	------------------	------

56	Foli, Tim.....	1996
	Dauer, Rich.....	1997, 1999-2002

Credit: Uniform information courtesy of Baseball Almanac
(www.baseball-almanac.com)

OPENING DAY LINEUPS



Franchise history

Appier (7).....	P
Macfarlane (5).....	C
Mayberry/Sweeney (6).....	1B
White (15).....	2B
Brett (12).....	3B
Patek (8).....	SS
Jackson (4).....	LF
Otis (11).....	CF
Tartabull (5).....	RF
McRae, H (10).....	DH

1969

Piniella.....	CF
Adair.....	2B
Kirkpatrick.....	LF
Foy.....	3B
Harrison.....	1B
Oliver.....	RF
Rodriguez.....	C
Hernandez.....	SS
Bunker.....	P

1970

Kelly.....	RF
Fiore.....	1B
Otis.....	CF
Oliver.....	3B
Piniella.....	LF
Alcaraz.....	2B
Hernandez.....	SS
Rodriguez.....	C
Bunker.....	P

1971

Patek.....	SS
Keough.....	RF
Otis.....	CF
Piniella.....	LF
Oliver.....	1B
Rojas.....	2B
Schaal.....	3B
Martinez.....	C
Drago.....	P

1972

Hovley.....	CF
Schaal.....	3B
Rojas.....	2B
Piniella.....	LF
Mayberry.....	1B
Oliver.....	RF
May.....	C
Floyd.....	SS
Drago.....	P

1973

Patek.....	SS
Rojas.....	2B
Otis.....	CF
Mayberry.....	1B
McRae.....	LF
Kirkpatrick.....	DH
Piniella.....	RF
Schaal.....	3B
May.....	C
Busby.....	P

1974

Patek.....	SS
Wohlford.....	LF
Pinson.....	RF
Mayberry.....	1B
Otis.....	CF
Rojas.....	2B
McRae.....	DH
Schaal.....	3B
Healy.....	C
Spittorff.....	P

1975

Patek.....	SS
Otis.....	CF
Mayberry.....	1B
McRae.....	RF
Killebrew.....	DH
Brett.....	3B
Pinson.....	LF
Rojas.....	2B
Healy.....	C
Busby.....	P

1976

Nelson.....	DH
Otis.....	CF
Brett.....	3B
Mayberry.....	1B
McRae.....	LF
Covens.....	RF
Healy.....	C
Patek.....	SS
White.....	2B
Spittorff.....	P

1977

Brett.....	3B
McRae.....	DH
Otis.....	CF
Mayberry.....	1B
Covens.....	RF
Zdeb.....	LF
Martinez.....	C
Patek.....	SS
White.....	2B
Spittorff.....	P

1978

Wilson.....	LF
McRae.....	DH
Brett.....	3B
Covens.....	RF
Hurdle.....	1B
Otis.....	CF
Porter.....	C
Patek.....	SS
White.....	2B
Leonard.....	P

1979

.....	3B
White.....	2B
Otis.....	CF
Covens.....	RF
McRae.....	DH
Porter.....	C
Wathan.....	1B
Hurdle.....	LF
Patek.....	SS
Leonard.....	P

1980

Wilson.....	CF
McRae.....	DH
Brett.....	3B
Aikens.....	1B
LaCock.....	LF
Quirk.....	C
Hurdle.....	RF
White.....	2B
Washington.....	SS
Leonard.....	P

1981

Wilson.....	CF
McRae.....	DH
Brett.....	3B
Aikens.....	1B
Otis.....	LF
Hurdle.....	RF
Wathan.....	C
Washington.....	SS
White.....	2B
Gura.....	P

1982

Wilson.....	LF
Wathan.....	C
Brett.....	3B
Aikens.....	1B
Otis.....	CF
McRae.....	DH
Martin.....	RF
White.....	2B
Washington.....	SS
Leonard.....	P

1983

Wilson.....	LF
Washington.....	SS
Brett.....	3B
Otis.....	CF
McRae.....	DH
Aikens.....	1B
White.....	2B
Martin.....	RF
Wathan.....	C
Gura.....	P

1984

Concepcion.....	SS
Davis.....	LF
White.....	2B
McRae.....	DH
Balboni.....	1B
Motley.....	RF
Slaughter.....	C
Sheridan.....	CF
Pryor.....	3B
Black.....	P

1985

Wilson.....	CF
Sheridan.....	RF
Brett.....	3B
Orta.....	DH
Balboni.....	1B
Motley.....	LF
White.....	2B
Sundberg.....	C
Concepcion.....	SS
Black.....	P

1986

Smith.....	LF
Wilson.....	CF
Brett.....	3B
McRae.....	DH
White.....	2B
Balboni.....	1B
Motley.....	RF
Sundberg.....	C
Salazar.....	SS
Black.....	P

1987


Wilson.....	CF
Seitzer.....	1B
Tartabull.....	RF
Brett.....	3B
White.....	2B
Jackson, B.....	LF
Balboni.....	DH
Hearn.....	C
Biancalana.....	SS
Jackson, D.....	P

1988

Wilson.....	CF
Seitzer.....	3B
Brett.....	DH
Tartabull.....	RF
White.....	2B
Balboni.....	1B
Jackson.....	LF
Macfarlane.....	C
Stillwell.....	SS
Saberhagen.....	P

1989

Wilson.....	CF
Seitzer.....	3B
Brett.....	1B
Tartabull.....	RF
Tabler.....	DH
Jackson.....	LF
Boone.....	C
White.....	2B
Stillwell.....	SS
Gubicza.....	P



Kevin Appier made a club-record seven starts on Opening Day. He compiled a 3.69 ERA in those games, including 6.2 hitless innings vs. Baltimore on April 26, 1995. (Photo by Otto Greule Jr/Getty Images)

ROYALS

REVIEW

HISTORY

RECORDS

OPPONENTS

SCOUTING/PLAYER DEV.

MEDIA & MISC.



ROYALS OPENING DAY LINEUPS (CONT.)

1990

Perry.....	DH
Seitzer.....	3B
Brett.....	1B
Jackson.....	LF
Tartabull.....	RF
Eisenreich.....	CF
Stillwell.....	SS
White.....	2B
Boone.....	C
Saberhagen.....	P

1991

McRae.....	CF
Seitzer.....	3B
Brett.....	1B
Tartabull.....	RF
Gibson.....	DH
Macfarlane.....	C
Stillwell.....	SS
Thurman.....	LF
Shumpert.....	2B
Saberhagen.....	P

1992

McRae.....	CF
Jefferies.....	3B
Joyner.....	1B
McReynolds.....	RF
Brett.....	DH
Macfarlane.....	C
Miller.....	LF
Howard.....	SS
Shumpert.....	2B
Appier.....	P

1993

Miller.....	3B
Joyner.....	1B
Brett.....	DH
Jose.....	RF
Mayne.....	C
McReynolds.....	CF
McRae.....	LF
Lind.....	2B
Gagne.....	SS
Appier.....	P

1994

Coleman.....	LF
McRae.....	CF
Joyner.....	1B
Macfarlane.....	C
Gaetti.....	3B
Hamelin.....	DH
Henderson.....	RF
Gagne.....	SS
Lind.....	2B
Appier.....	P

1995

Tucker.....	LF
Goodwin.....	CF
Joyner.....	1B
Hamelin.....	DH
Jose.....	RF
Gaetti.....	3B
Gagne.....	SS
Mayne.....	C
Lind.....	2B
Appier.....	P

1996

Roberts.....	2B
Goodwin.....	LF
Damon.....	CF
Tucker.....	RF
Lockhart.....	3B
Hamelin.....	1B
Vitiello.....	DH
Macfarlane.....	C
Offerman.....	SS
Appier.....	P

1997

Offerman.....	2B
Goodwin.....	CF
Roberts.....	LF
King.....	1B
Bell.....	SS
Vitiello.....	DH
Dye.....	RF
Paquette.....	3B
Spehr.....	C
Appier.....	P

1998

Damon.....	CF
Offerman.....	2B
Morris.....	LF
King.....	1B
Pendleton.....	DH
Palmer.....	3B
Sutton.....	RF
Sweeney.....	C
Martinez.....	SS
Belcher.....	P

1999

Beltran.....	CF
Randa.....	3B
Damon.....	LF
King.....	1B
Sutton.....	DH
Dye.....	RF
Kreuter.....	C
Sanchez.....	SS
Febles.....	2B
Appier.....	P

2000

Damon.....	LF
Febles.....	2B
Beltran.....	CF
Dye.....	DH
Sweeney.....	RF
Randa.....	1B
Quinn.....	DH
Johnson.....	C
Sanchez.....	SS
Suppan.....	P

2001

Febles.....	2B
Beltran.....	CF
Sweeney.....	1B
Dye.....	RF
Randa.....	3B
Quinn.....	LF
Brown.....	DH
Ortiz.....	C
Sanchez.....	SS
Suppan.....	P

2002

Knoblauch.....	LF
Perez.....	SS
Beltran.....	CF
Sweeney.....	1B
Tucker.....	RF
Randa.....	3B
Ibanez.....	DH
Mayne.....	C
Febles.....	2B
Suppan.....	P

2003

Tucker.....	CF
Randa.....	3B
Sweeney.....	1B
Ibanez.....	LF
Berger.....	RF
Harvey.....	DH
Berros.....	SS
Mayne.....	C
Febles.....	2B
Hernandez.....	P

2004

Berros.....	SS
Beltran.....	CF
Sweeney.....	1B
Gonzalez.....	RF
Randa.....	3B
Harvey.....	DH
Santiago.....	C
Guiel.....	LF
Relaford.....	2B
Anderson.....	P

2005

DeJesus.....	CF
Gotay.....	2B
Sweeney.....	1B
Pickering.....	DH
Stairs.....	RF
Berros.....	SS
Long.....	LF
Buck.....	C
Teahen.....	3B
Lima.....	P

2006

DeJesus.....	CF
Grudzielanek.....	2B
Sweeney.....	DH
Sanders.....	RF
Brown.....	LF
Mientkiewicz.....	1B
Berros.....	SS
Teahen.....	3B
Buck.....	C
Elarton.....	P

2007

DeJesus.....	CF
Grudzielanek.....	2B
Teahen.....	RF
Sweeney.....	DH
Gordon.....	3B
Shealy.....	1B
Gload.....	LF
Buck.....	C
Pena.....	SS
Meche.....	P

2008

DeJesus.....	CF
Grudzielanek.....	2B
Gordon.....	3B
Guillen.....	RF
Butler.....	DH
Teahen.....	LF
Gload.....	1B
Buck.....	C
Pena.....	SS
Meche.....	P

ROYALS AT THE ALL-STAR BREAK

Year	Record	Pos.	GB	Year	Record	Pos.	GB
1969	41-55	6th	18.5	1989	49-37	3rd	3.5
1970	33-52	4th	22.5	1990	36-45	7th	15.5
1971	43-41	2nd	11.5	1991	34-44	7th	9.5
1972	44-45	4th	11	1992	37-50	5th	16.0
1973	55-46	2nd	2.5	1993	44-42	2nd	1.0
1974	47-47	3rd	7	1994	45-42	3rd	7.5
1975	47-41	2nd	8.5	1995	33-32	2nd	12.0
1976	51-31	1st	+7	1996	38-50	5th	14.5
1977	51-38	2nd	2.5	1997	36-46	4th	9.0
1978	44-40	2nd	1	1998	38-48	3rd	12.5
1979	44-47	4th	1	1999	35-52	4th	21.0
1980	47-33	1st	+8.5	2000	39-46	3rd	15.0
1981	20-30	5th	12	2001	34-50	5th	18.0
1982	47-37	2nd	1	2002	33-52	4th	15.0
1983	37-36	4th	4.5	2003	51-41	1st	+7.0
1984	39-44	5th	4	2004	31-54	5th	15.5
1985	44-42	3rd	7.5	2005	30-57	5th	27.5
1986	40-48	4th	8.5	2006	31-56	5th	27.5
1987	46-41	T2nd	2	2007	38-50	5th	15.0
1988	46-41	3rd	7.5	2008	43-53	4th	12.0

NOTE: Bold Face denotes Western Division Championship years.

ROYALS AWARD WINNERS



Most Valuable Player

1980 George Brett (BBWAA, The Sporting News, AP)

Cy Young Award

1985 Bret Saberhagen (23 of 28 first-place votes)
 1989 Bret Saberhagen (27 of 28 first-place votes)
 1994 David Cone (15 of 28 first-place votes)

Rookie of the Year

1969 Lou Piniella (BBWAA)
 1989 Tom Gordon (BB Digest, USA TODAY)
 1994 Bob Hamelin (BBWAA, The Sporting News, BB Digest)
 1999 Carlos Beltran (BBWAA, The Sporting News, BB America, BB Digest)
 2000 Mark Quinn (The Sporting News)
 2003 Angel Berroa (BBWAA, Players Choice Awards)

All-Rookie Team

1969 Bill Butler, LHP (Topps); Lou Piniella, OF (Topps)
 1974 George Brett, 3B (BB Digest)
 1976 Tomi Poquette, OF (Topps, BB Digest)
 1978 Rich Gale, P (Topps, BB Digest); Clint Hurdle, OF (BB Digest)
 1987 Kevin Seitzer, 3B (Topps, BB Digest)
 1988 Jeff Montgomery, P (BB Digest)
 1989 Tom Gordon, P (Topps, BB Digest)
 1990 Kevin Appier, P (Topps, BB Digest)
 1991 David Howard, SS (BB Digest)
 1992 Rusty Meacham, P (BB Digest)
 1994 Bob Hamelin, DH (BB Digest) 1B (Topps)
 1996 Jose Rosado, P (BB Digest), Joe Randa, 3B (Topps)
 1999 Carlos Beltran, OF (BB Digest, Topps)
 2000 Mark Quinn, OF (Topps)
 2003 Angel Berroa, SS (Topps)
 2007 Brian Bannister, P (Topps)
 2008 Mike Aviles, SS (Topps)

Silver Slugger Award

1980 George Brett (3B)
 Willie Wilson (OF)
 1982 Willie Wilson (OF)
 Hal McRae (DH)
 1985 George Brett (3B)
 1986 Frank White (2B)
 1988 George Brett (1B)
 1995 Gary Gaetti (3B)
 1998 Dean Palmer (3B)

American League Fireman of the Year

1980 Dan Quisenberry (Roloids, The Sporting News)
 1982 Dan Quisenberry (Roloids, The Sporting News)
 1983 Dan Quisenberry (Roloids, The Sporting News)
 1984 Dan Quisenberry (Roloids, The Sporting News)
 1985 Dan Quisenberry (Roloids, The Sporting News)
 1993 Jeff Montgomery (Roloids)

American League Comeback Player of the Year

1987 Bret Saberhagen, P (The Sporting News, UPI)

Major League Manager of the Year

1976 Whitey Herzog (UPI)

A.L. Manager of the Year

1976 Whitey Herzog (UPI)
 2003 Tony Pena (BBWAA, Sports Illustrated, The Sporting News, USA Today Sports Weekly)

Executive of the Year

1971 Cedric Tallis (The Sporting News)
 1976 Joe Burke (The Sporting News)
 1985 John Schuerholz (The Sporting News)

Organization of the Year

Royals (1994-Baseball America, USA Today, Topps);
 Royals (1995-Topps)

All-Star Game MVP

1989 Bo Jackson, OF

Postseason Awards

ALCS Most Valuable Player
 1980 Frank White
 1985 George Brett

World Series Most Valuable Player

1985 Bret Saberhagen

Major League Player of the Year

1979 George Brett (BB Digest, BB Bulletin)
 1980 George Brett (The Sporting News, AP, Sport, BB Magazine, BB Digest)

American League Player of the Year

1976 George Brett (BB Bulletin)
 1980 George Brett (The Sporting News, AP)

American League Pitcher of the Year

1989 Bret Saberhagen (The Sporting News)

All-Major League Team

1973 John Mayberry, 1B (UPI)
 1975 George Brett, 3B (UPI); John Mayberry, 1B (UPI)
 1976 George Brett, 3B (AP)
 1978 Frank White, 2B (The Sporting News)
 1980 George Brett, 3B (The Sporting News)
 1982 Hal McRae, DH (AP)
 1989 Bret Saberhagen, P (AP)
 1993 Kevin Appier, P (BB America)

All-American League Team

1971 Cookie Rojas, 2B (The Sporting News)
 1972 Richie Scheinblum, OF (The Sporting News)
 1973 John Mayberry, 1B, Amos Otis, OF (The Sporting News)
 1975 John Mayberry, 1B (The Sporting News)
 1976 George Brett, 3B (The Sporting News, UPI); Dennis Leonard, P (UPI); Mark Littell, P (UPI)
 1977 Hal McRae, DH (The Sporting News); George Brett, 3B (AP)
 1979 George Brett, 3B (The Sporting News, AP, UPI); Darrell Porter, C (The Sporting News)
 1980 George Brett, 3B (The Sporting News, UPI, BB Magazine); Hal McRae, DH (The Sporting News); Willie Wilson, OF (UPI)
 1982 Hal McRae, DH (The Sporting News, UPI); Dan Quisenberry, P (UPI)
 1983 Dan Quisenberry, P (UPI)
 1988 George Brett, 1B (The Sporting News)
 1989 Bret Saberhagen, P (The Sporting News, USA Today, UPI); Bo Jackson, OF (USA Today)
 1994 David Cone, P (The Sporting News)

American League Rookie Pitcher of the Year

1973 Steve Busby (The Sporting News)
 1978 Rich Gale (The Sporting News)
 1989 Tom Gordon (The Sporting News)
 1990 Kevin Appier (The Sporting News)

Minor League Player of the Year

1988 Tom Gordon (BB America)
 1995 Johnny Damon (Topps, NAPBL.)
 2003 Zack Greinke (The Sporting News)
 2006 Alex Gordon (BB America, Topps, Sporting News)

Joe Cronin Award

George Brett (1980, 1992), Dan Quisenberry (1983)

Fred Hutchinson Award

George Brett (1980), Dennis Leonard (1986),
 Mike Sweeney (2007)

Man of the Year (The Sporting News)

George Brett (1980)

Tony Conigliaro Award

Jim Eisenreich (1991)

Rube Foster Award (Negro Leagues Baseball Museum)

Allard Baird (2003)

C.J. Taylor Award (Negro Leagues Baseball Museum)

Tony Pena (2003)

Larry Doby Award (Negro Leagues Baseball Museum)

Angel Berroa (2003)

Marvin Miller Man of the Year Award (MLB Players)

Mike Sweeney (2005)

Roland Hemond Award (Baseball America)

Art Stewart (2007)
 Bill Fischer (2008)

ROYALS

REVIEW

HISTORY

RECORDS

OPPONENTS

SCOUTING/PLAYER DEV.

MEDIA & MISC.



ROYALS AWARD WINNERS (CONT.)

A.L. Player of the Month

July, 1975	John Mayberry
July, 1980	George Brett (co-winner)
Sept., 1981	Willie Wilson (co-winner)
May, 1982	Hal McRae
June, 1982	George Brett
April, 1983	George Brett
May, 1985	George Brett
July, 1985	George Brett
July, 1990	George Brett
June, 1997	Jeff King
July, 1999	Joe Randa
April, 2000	Jermaine Dye
July, 2000	Johmy Damon
July, 2001	Mike Sweeney
April, 2004	Carlos Beltran

A.L. Pitcher of the Month

July, 1980	Larry Gura
Sept., 1981	Larry Gura (co-winner)
April, 1985	Charlie Leibrandt
July, 1985	Bret Saberhagen
Sept., 1985	Charlie Leibrandt
April, 1987	Bret Saberhagen
June, 1988	Mark Gubicza
June, 1989	Mark Gubicza
Aug., 1989	Bret Saberhagen
July, 1992	Kevin Appier
May, 1994	David Cone
June, 1995	Kevin Appier
July, 2003	Jose Lima

A.L. Rookie of the Month

July, 2003	Angel Berroa
June, 2007	Brian Bannister
July, 2007	Billy Butler
August, 2007	Brian Bannister

A.L. Player of the Week

May 5, 1974	Fran Healy
June 18, 1974	John Mayberry
Aug 25, 1974	Steve Busby
Aug. 13, 1974	Amos Otis
Sept. 4, 1974	Hal McRae
July 6, 1975	John Mayberry
Aug. 31, 1975	Dennis Leonard
May 10, 1976	George Brett
June 7, 1976	Hal McRae
May 9, 1977	Jim Colborn
Sept. 19, 1977	Al Cowens
July 23, 1978	Clint Hurdle
Sept. 17, 1978	Amos Otis
May 28, 1979	George Brett
Aug. 12, 1979	Hal McRae
Aug. 26, 1979	Willie Wilson
June 8, 1980	George Brett
July 20, 1980	George Brett
Aug. 17, 1980	George Brett
May 2, 1982	Hal McRae
April 24, 1983	George Brett
Sept. 18, 1983	Dan Quisenberry
July 30, 1984	Frank White
Sept. 17, 1984	Buddy Black
July 1-7, 1985	George Brett
July 8-14, 1985	Bret Saberhagen
Aug. 11-17, 1986	George Brett
July 27-Aug. 2, 1987	Kevin Seitzer
May 16-22, 1988	Kurt Stillwell
July 18-24, 1988	George Brett
April 17-23, 1989	Bo Jackson
Sept. 11-17, 1989	Bret Saberhagen
July 16-22, 1990	George Brett
June 9-16, 1991	Danny Tartabull
July 1-7, 1991	Danny Tartabull

A.L. Player of the Week (Cont.)

Aug. 26-Sept. 1, 1991	Bret Saberhagen
May 10-17, 1992	Mark Gubicza
June 1-7, 1992	Jeff Montgomery
July 27-Aug. 2, 1992	Gregg Jefferies
Sept. 28-Oct. 4, 1992	George Brett
May 24-30, 1993	Wally Joyner
Sept. 13-19, 1993	Kevin Appier
Sept. 20-26, 1993	George Brett
April 11-17, 1994	Bob Hamelin
May 16-22, 1994	David Cone
July 11-17, 1994	Wally Joyner
May 29-June 4, 1995	Gary Gaetti
Sept. 22-28, 1997	Jeff King
April 12-19, 1998	Hal Morris
May 17-23, 1999	Jermaine Dye
June 7-13, 1999	Joe Randa
June 28-July 4, 1999	Mike Sweeney
April 24-30, 2000	Jermaine Dye
June 25-July 1, 2001	Mike Sweeney
Aug. 20-26, 2001	Carlos Beltran (co-winner)
May 20-26, 2002	Mike Sweeney
June 24-30, 2002	Mike Sweeney
July 15-21, 2002	Carlos Beltran (co-winner)
July 15-21, 2002	Raul Ibanez (co-winner)
April 12-18, 2004	Carlos Beltran
July 14-17, 2005	David DeJesus (co-winner)
July 24-30, 2006	Mark Teahen
May 12-18, 2008	Jose Guillen
July 28-Aug. 3	Mike Aviles (co-winner)

ROYALS GOLD GLOVE WINNERS

Nine Royals have combined for 18 Rawlings Gold Glove Awards, symbolic of fielding excellence. They are judged and selected as the best fielding players at their respective positions by the A.L. managers and coaches. Votes are tabulated for Rawlings by The Sporting News.

YEAR-BY-YEAR

1971	Amos Otis, OF
1973	Amos Otis, OF
1974	Amos Otis, OF
1977	Al Cowens, OF
	Frank White, 2B
1978	Frank White, 2B
1979	Frank White, 2B
1980	Frank White, 2B
	Willie Wilson, OF
1981	Frank White, 2B
1982	Frank White, 2B
1985	George Brett, 3B
1986	Frank White, 2B
1987	Frank White, 2B
1989	Bob Boone, C
	Bret Saberhagen, P
2000	Jermaine Dye, OF
2006	Mark Grudzielanek, 2B

BY POSITION

Position	Player	Year
Pitcher	Bret Saberhagen	1989
Catcher	Bob Boone	1989
First Basemen	(none)	
Second Basemen	Frank White	1977
	Frank White	1978
	Frank White	1979
	Frank White	1980
	Frank White	1981
	Frank White	1982
	Frank White	1986
	Frank White	1987
	Mark Grudzielanek	2006
Third basemen	George Brett	1985
Shortstop	(none)	
Outfielders	Amos Otis	1971
	Amos Otis	1973
	Amos Otis	1974
	Al Cowens	1977
	Willie Wilson	1980
	Jermaine Dye	2000

ROYALS TEAM AWARDS



Les Milgram Player of the Year

1971.....	Amos Otis, Fred Patek
1972.....	John Mayberry
1973.....	Amos Otis
1974.....	Hal McRae
1975.....	George Brett
1976.....	George Brett
1977.....	Al Cowens
1978.....	Amos Otis
1979.....	George Brett
1980.....	George Brett
1981.....	Willie Wilson
1982.....	Hal McRae
1983.....	Frank White
1984.....	Willie Wilson
1985.....	George Brett
1986.....	Frank White
1987.....	Danny Tartabull
1988.....	George Brett
1989.....	Jim Eisenreich
1990.....	George Brett
1991.....	Danny Tartabull
1992.....	George Brett
1993.....	Greg Gagne
1994.....	Bob Hamelin
1995.....	Gary Gaetti
1996.....	Tom Goodwin
1997.....	Jay Bell
1998.....	Dean Palmer
1999.....	Jermaine Dye
2000.....	Mike Sweeney
2001.....	Carlos Beltran
2002.....	Mike Sweeney
2003.....	Carlos Beltran
2004.....	David DeJesus
2005.....	Mike Sweeney
2006.....	Mark Teahen
2007.....	Mark Grudzielanek
2008.....	Mike Aviles

Bruce Rice Pitcher of the Year

1971.....	Diek Drago
1972.....	Roger Nelson
1973.....	Paul Splittorff
1974.....	Steve Busby
1975.....	Dennis Leonard
1976.....	Mark Littell
1977.....	Dennis Leonard
1978.....	Larry Gura
1979.....	Dennis Leonard
1980.....	Dan Quisenberry
1981.....	Larry Gura
1982.....	Dan Quisenberry
1983.....	Dan Quisenberry
1984.....	Dan Quisenberry
1985.....	Bret Saberhagen
1986.....	Mark Gubicza
1987.....	Bret Saberhagen
1988.....	Mark Gubicza
1989.....	Bret Saberhagen
1990.....	Steve Farr
1991.....	Bret Saberhagen
1992.....	Kevin Appier
1993.....	Kevin Appier
1994.....	David Cone
1995.....	Kevin Appier
1996.....	Tim Lincecum
1997.....	Tim Lincecum
1998.....	Jeff Montgomery
1999.....	Jose Rosado
2000.....	Jeff Suppan
2001.....	Jeff Suppan
2002.....	Paul Byrd
2003.....	Darrell May
2004.....	Zack Greinke
2005.....	Mike MacDougal
2006.....	Mark Redman
2007.....	Gil Meche
2008.....	Joakim Soria

Joe Burke Special Achievement

1971.....	Bob Lemon
1971.....	Brooks Robinson
1971.....	Cookie Rojas
1972.....	George Tom
1973.....	Steve Busby
1974.....	Hank Bauer
1978.....	John Kauffman
1980.....	Willie Wilson
1981.....	Frank White
1981.....	Bill Gorman
1982.....	John Wathan
1982.....	Frank White
1982.....	Willie Wilson
1983.....	Lee MacPhail
1984.....	Greg Pryor
1985.....	Charlie Leibrandt
1987.....	Kevin Seitzer
1988.....	Frank White
1989.....	Jeff Montgomery
1990.....	Kevin Appier
1991.....	Bill Pecota
1991.....	Steve Palermo
1992.....	Rusty Meacham
1993.....	Mike MacFarlane
1995.....	Keith Lockhart
1996.....	Jose Offerman
1997.....	Jeff Montgomery
1998.....	Scott Service
1999.....	Mike Sweeney
2000.....	Jermaine Dye
2002.....	Raul Ibanez
2003.....	Angel Berroa
2006.....	Mark Grudzielanek
2007.....	Brian Bannister
2008.....	Zack Greinke

Note: All team awards voted on by the Kansas City Chapter of the Baseball Writers Association

Royals 25th Anniversary Team (as selected by the fans in 1993)

Steve Busby.....	Pitcher
Dennis Leonard.....	Pitcher
Paul Splittorff.....	Pitcher
Bret Saberhagen.....	Pitcher
Dan Quisenberry.....	Pitcher
Darrell Porter.....	Catcher
John Mayberry.....	First Base
Frank White.....	Second Base
George Brett.....	Third Base
Fred Patek.....	Shortstop
Willie Wilson.....	Outfield
Amos Otis.....	Outfield
Al Cowens.....	Outfield
Hal McRae.....	Designated Hitter
Dick Howser.....	Manager

Mike Sweeney Award

(best represents team on and off field)

2008.....	Everett Teaford
-----------	-----------------

Willie Wilson Baserunner of the Year (organization's top baserunner)

2008.....	Derrick Robinson
-----------	------------------

Frank White Defensive Player of the Year (organization's top defensive player)

2008.....	Jeff Bianchi
-----------	--------------

Paul Splittorff Pitcher of the Year (organization's top pitcher)

2008.....	Danny Cortes
-----------	--------------

George Brett Hitter of the Year (organization's top hitter)

2008.....	Kila Ka'aihue
-----------	---------------

Ewing Kauffman Mr. Baseball Award Awarded to a person who has contributed greatly to further the cause of professional baseball in Kansas City. (not awarded between 2000-2007)

1971.....	Ernie Mehl & Earl Smith
1972.....	Les Milgram
1973.....	Stuart Symington
1974.....	Bill Phillips
1975.....	Ewing Kauffman
1976.....	Muriel Kauffman
1977.....	Joe Burke
1978.....	The Royal Lancers
1979.....	Dr. Paul Meyer
1980.....	Kansas City Fans
1981.....	Denny Matthews
1982.....	Joe McGuff
1983.....	John McDermott
1985.....	John Schuerholz
1986.....	Dick Howser
1988.....	Avron Fogelman
1990.....	Ewing & Muriel Kauffman
1993.....	George Brett
1996.....	Frank White
1997.....	Buck O'Neil
1998.....	Art Stewart
1999.....	Harry Wiggins
2000.....	Herk Robinson
2008.....	Mike Sweeney

Alex George Royals Minor League Player of the Year (1986-2007)

1986.....	Kevin Seitzer
1987.....	Gary Thurman
1988.....	Tom Gordon
1989.....	Harvey Pulliam
1990.....	Jeff Conine
1991.....	Doug Harris
1992.....	Danny Miceli
1993.....	Les Norman
1994.....	Sal Fasano (Player)
.....	Jim Pittsley/Mike Rovee (Pitcher)
1995.....	Johnny Damon (Player)
1996.....	Mike Sweeney (Player)
.....	Jose Rosado (Pitcher)
1997.....	Dermal Brown/Jeremy
.....	Giambi (Player)
.....	Dan Reichert (Pitcher)
1998.....	Carlos Beltran (Player)
.....	Bart Evans (Pitcher)
1999.....	Mark Quinn (Player)
.....	Junior Guerrero (Pitcher)
2000.....	Chris George (Pitcher)
2001.....	Jimmy Gobble (Pitcher)
.....	Brandon Berger (Player)
2002.....	Ian Ferguson (Pitcher)
.....	David DeJesus (Player)
2003.....	Zack Greinke (Pitcher)
.....	Byron Gattis (Player)
2004.....	Danny Tamayo (Pitcher)
.....	Ruben Gotay (Player)
2005.....	Luis Cota (Pitcher)
.....	Justin Huber (Player)
2006.....	Carlos Rosa (Pitcher)
.....	Alex Gordon (Player)
2007.....	Rowdy Hardy (Pitcher)
.....	Mike Aviles (Player)



KANSAS CITY BASEBALL HISTORY

54 Years of Major League Baseball in KC

2005 marked the 50th anniversary of the first American League game played in Kansas City. Left-handed pitcher Alex Kellner and the Athletics handed Ned Garver and the Detroit Tigers a 6-2 loss in the A's KC debut. Outfielder Bill Wilson hit the 1st home run in Kansas City A's history with a shot in the 8th inning. Pre-game festivities included a ceremonial first pitch by Kansas City native and former president Harry Truman.

The A's played all their games at Municipal Stadium (pictured below), sharing the facility with the Kansas City Chiefs football team. The stadium, located at 22nd and Brooklyn, opened July 3, 1923 and was originally named Muehlebach Field and also housed the Kansas City Monarchs and Kansas City Blues (minor league). A pair of short-lived football franchises, The Kansas City Blues (1924) and Kansas City Cowboys (1925-26) also played at the stadium. The Royals used the stadium from 1969-72.



1969 Municipal Stadium Facts

Seating Capacity:.....34,165

Ticket Prices
 Box Seats:.....\$3.50
 Reserved Grandstand:.....\$2.50
 General Admission:.....\$1.50
 General Admission (12 & under):.....\$1.00

Outfield Distances

Left:.....369
 Left Center:.....408
 Center:.....421
 Right Center:.....382
 Right:.....338

Height of fence: left-13; center-40; right-13

HISTORY OF PROFESSIONAL BASEBALL IN KANSAS CITY

Year	Team	League	Notes
1884	Unions	Union Association	Posted 16-63-3 record, finished 12th
1885-1888	Cowboys	NL, WL, AA	Played at Association Park (30-91 in 1886; 43-89 in 1888)
1888-1903	Blues	WL, AA	Played at Exposition Park, won Western League pennant in 1890 and 1898
1902-1903	Blue Stockings	Western	n/a
1914-1915	Packers	Federal	Posted 67-84-3 in 1914; 81-72 in 1915; played at Federal League Park
1920-1962	Monarchs	Negro-A.L.	Played at Association Park, Muehlebach Field, & Blues Stadium/Municipal Stadium...won 2 Negro League World Series, 10 A.L. Pennants and had just 1 losing season...players included Satchel Paige, Jackie Robinson, Cool Papa Bell, Ernie Banks and Buck O'Neil
1955-1967	Athletics	American	Moved to KC from Philadelphia in 1955 and relocated to Oakland in 1968
1969-2008	Royals	American	Have played in 2 World Series and won 7 division titles

KANSAS CITY ATHLETICS YEAR-BY-YEAR (1955-1967)

Year	Team	League	Record	Finish	Ballpark	Att.	Per Game	Att. Rank
1955	Athletics	American	63-91	6	Municipal Stadium	1,393,054	18,330	2nd of 8
1956	Athletics	American	52-102	8	Municipal Stadium	1,015,154	13,184	4th of 8
1957	Athletics	American	59-94	7	Municipal Stadium	901,067	11,702	6th of 8
1958	Athletics	American	73-81	7	Municipal Stadium	925,090	11,860	4th of 8
1959	Athletics	American	66-88	7	Municipal Stadium	963,683	12,515	6th of 8
1960	Athletics	American	58-96	8	Municipal Stadium	774,944	9,935	7th of 8
1961	Athletics	American	61-100	10	Municipal Stadium	683,817	8,548	8th of 10
1962	Athletics	American	72-90	9	Municipal Stadium	635,675	7,848	10th of 10
1963	Athletics	American	73-89	8	Municipal Stadium	762,364	9,412	8th of 10
1964	Athletics	American	57-105	10	Municipal Stadium	642,478	7,932	9th of 10
1965	Athletics	American	59-103	10	Municipal Stadium	528,344	6,523	10th of 10
1966	Athletics	American	74-86	7	Municipal Stadium	773,929	9,555	9th of 10
1967	Athletics	American	62-99	10	Municipal Stadium	726,639	8,971	9th of 10

MAJOR LEAGUE BALLPARK SENIORITY LIST

American League	Team	Opened	National League	Team	Opened
Rk. Ballpark			Rk. Ballpark		
1. Fenway Park	Boston	1912	1. Wrigley Field	Chicago	1914
2. *Angel Stadium	Anaheim	1966	2. Dodger Stadium	Los Angeles	1962
3. *Oakland-Alameda Coliseum	Oakland	1966	3. Dolphins Stadium	Florida	1987
4. *Kauffman Stadium	Kansas City	1973	4. Coors Field	Colorado	1995
5. Metrodome	Minneapolis	1982	5. *Turner Field	Atlanta	1996
6. Rogers Centre	Toronto	1989	6. Chase Field	Arizona	1998
7. *Tropicana Field	Tampa Bay	1990	7. Minute Maid Park	Houston	2000
8. U.S. Cellular Field	Chicago	1991	9. AT&T Park	San Francisco	2000
9. Camden Yards	Baltimore	1992	9. Miller Park	Milwaukee	2001
10. Progressive Field	Cleveland	1994	10. PNC Park	Pittsburgh	2001
11. Rangers Ballpark	Texas	1994	11. Great American Ball Park	Cincinnati	2003
12. Safeco Field	Seattle	1999	12. PETCO Park	San Diego	2004
13. Comerica Park	Detroit	2000	13. Citizens Bank Park	Philadelphia	2004
14. Yankee Stadium	New York	2009	14. Busch Stadium	St. Louis	2006
			15. Nationals Park	Washington	2008
			16. Citi Field	New York	2009

* Undergone Major Renovations

ROYALS PLAYOFF HISTORY



1976 ALCS vs. New York Yankees

The Royals and Yankees staged one of the most thrilling confrontations since the ALCS was initiated in 1969. Down 2 games to 1, the Royals pressed the series to the decisive final game by capturing a 7-4 victory in Game #4. New York finally edged Kansas City on Chris Chambliss' climactic home run to lead off the bottom of the 9th inning of Game #5 in Yankee Stadium and put a sudden end to the hard-fought matchup.

Game 1 • at Kansas City • Saturday, Oct. 9

New York 2 0 0 0 0 0 0 2 - 4 12 0
 Kansas City 0 0 0 0 0 0 1 0 - 1 5 2
 HUNTER and Munson; GURA, Littell (9) and Martinez, Wathan (8). HR: none. T-2:09 A-41,077.

Game 2 • at Kansas City • Sunday, Oct. 10

New York 0 1 2 0 0 0 0 0 - 3 12 5
 Kansas City 2 0 0 0 2 0 3 x - 7 9 0
 FIGUEROA, Tidrow (6) and Munson; Leonard, SPLITTORFF (3), Mingori (9) and Martinez. HR: none. T-2:45 A-41,091.

Game 3 • at New York • Tuesday, Oct. 12

Kansas City 3 0 0 0 0 0 0 0 - 3 6 0
 New York 0 0 0 2 0 3 0 0 x - 5 9 0
 HASSLER, Pattin (6), Hall (6), Mingori (6), Littell (6) and Martinez, Stinson (8); ELLIS, Lyle (9) and Munson. HR: Chambliss. T-3:00 A-56,808.

Game 4 • at New York • Wednesday, Oct. 13

Kansas City 0 3 0 2 0 1 0 1 0 - 7 9 1
 New York 0 2 0 0 0 0 1 0 1 - 4 11 0
 Gura, BIRD (3), Mingori (7) and Martinez; HUNTER, Tidrow (4), Jackson (7) and Munson. HR: Nettles (2). T-2:50 A-56,355.

Game 5 • at New York • Thursday, Oct. 14

Kansas City 2 1 0 0 0 0 0 3 0 - 6 11 1
 New York 2 0 2 0 0 2 0 0 1 - 7 11 1
 Leonard, Splittorff (1), Pattin (4), Hassler (5), LITTELL (7) and Martinez; Figueroa, Jackson (8), TIDROW (9) and Munson. HR: Mayberry, Brett, Chambliss. T-3:13 A-56,821 (253,152).

1977 ALCS vs. New York Yankees

In a rematch of the previous year's division winners, Kansas City and New York once again battled to the final inning of Game #5 before the American League champion was crowned. The Yankees, trailing 2 games to 1, captured Game #4 in Royals Stadium to force another dramatic showdown in Game #5. Kansas City opened up a 3-1 advantage, but late-game heroics, including a 3-run 9th inning, produced a 5-3 Yankee triumph.

Game 1 • at New York • Wednesday, Oct. 5

Kansas City 2 2 2 0 0 0 0 1 0 - 7 9 0
 New York 0 0 2 0 0 0 0 0 - 2 9 0
 SPLITTORFF, Bird (9) and Porter; GULLETT, Tidrow (3), Lyle (9) and Munson. HR: McRae, Mayberry. Cowens, Munson. T-2:40 A-54,930.

Game 2 • at New York • Thursday, Oct. 6

Kansas City 0 0 1 0 0 1 0 0 0 - 2 3 1
 New York 0 0 0 0 2 3 0 1 x - 6 10 1
 HASSLER, Littell (6), Mingori (8) and Porter; GUIDRY and Munson. HR: Johnson. T-2:58 A-56,230.

Game 3 • at Kansas City • Friday, Oct. 7

New York 0 0 0 0 1 0 0 0 1 - 2 4 1
 Kansas City 0 1 1 0 1 2 1 0 x - 6 12 1
 TORREZ, Lyle (6) and Munson; LEONARD and Porter. HR: none. T-2:40 A-41,285.

Game 4 • at Kansas City • Saturday, Oct. 8

New York 1 2 1 1 0 0 0 0 1 - 6 13 0
 Kansas City 0 0 2 2 0 0 0 0 0 - 4 8 2
 Figueroa, Tidrow (4), LYLE (4) and Munson; GURA, Pattin (3), Mingori (9), Bird (9) and Porter. HR: none. T-3:08 A-41,135.

Game 5 • at Kansas City • Sunday, Oct. 9

New York 0 0 1 0 0 0 0 1 3 - 5 10 0
 Kansas City 2 0 1 0 0 0 0 0 - 3 10 1
 Guidry, Torrez (3), LYLE (8) and Munson; Splittorff, Bird (8), Mingori (8), LEONARD (9), Gura (9), Littell (9) and Porter. HR: none. T-3:04 A-41,133 (178,483).

ROYALS ALL-TIME WORLD SERIES HOME RUNS

Date	Batter	Pitcher	Opponent	Inn	On
1. Oct. 14, 1980	Amos Otis	Bob Walk	at Philadelphia	2	1
2. Oct. 14, 1980	Willie Aikens	Bob Walk	at Philadelphia	3	1
3. Oct. 14, 1980	Willie Aikens	Bob Walk	at Philadelphia	8	1
4. Oct. 17, 1980	George Brett	Dick Ruthven	Philadelphia	1	0
5. Oct. 17, 1980	Amos Otis	Dick Ruthven	Philadelphia	7	0
6. Oct. 18, 1980	Willie Aikens	Larry Christenson	Philadelphia	1	1
7. Oct. 18, 1980	Willie Aikens	Dickie Noles	Philadelphia	2	0
8. Oct. 19, 1980	Amos Otis	Marty Bystrom	Philadelphia	6	0
9. Oct. 22, 1985	Frank White	Joaquin Andujar	at St. Louis	5	1
10. Oct. 27, 1985	Darryl Motley	John Tudor	St. Louis	2	1

ROYALS ALL-TIME LEAGUE CHAMPIONSHIP SERIES HOME RUNS

Date	Batter	Pitcher	Opponent	Inn	On
1. Oct. 14, 1976	John Mayberry	Ed Figueroa	at New York	1	2
2. Oct. 14, 1976	George Brett	Grant Jackson	at New York	8	4
3. Oct. 5, 1977	Hal McRae	Don Gullett	at New York	1	1
4. Oct. 5, 1977	John Mayberry	Dick Tidrow	at New York	3	1
5. Oct. 5, 1977	Al Cowens	Dick Tidrow	at New York	8	0
6. Oct. 4, 1978	Freddie Patek	Dick Tidrow	New York	7	1
7. Oct. 6, 1978	George Brett	Catfish Hunter	at New York	1	0
8. Oct. 6, 1978	George Brett	Catfish Hunter	at New York	3	0
9. Oct. 6, 1978	George Brett	Catfish Hunter	at New York	5	0
10. Oct. 8, 1980	George Brett	Ron Davis	New York	7	0
11. Oct. 10, 1980	Frank White	Tommy John	at New York	5	0
12. Oct. 10, 1980	George Brett	Rich Gossage	at New York	7	2
13. Oct. 9, 1985	Willie Wilson	Jimmy Key	at Toronto	3	1
14. Oct. 9, 1985	Pat Sheridan	Tom Henke	at Toronto	9	0
15. Oct. 11, 1985	George Brett	Doyle Alexander	Toronto	1	0
16. Oct. 11, 1985	Jim Sundberg	Doyle Alexander	Toronto	5	0
17. Oct. 11, 1985	George Brett	Doyle Alexander	Toronto	6	1
18. Oct. 15, 1985	George Brett	Doyle Alexander	at Toronto	5	0
19. Oct. 16, 1985	Pat Sheridan	Dave Stieb	at Toronto	4	0



ROYALS PLAYOFF HISTORY (CONT.)

1978 ALCS vs. New York Yankees

Once again the Royals and Yankees met in a thrilling battle for the A.L. pennant with New York prevailing in 4 games. After splitting 2 games in Kansas City to open series action, the Yankees captured a pair of dramatic 1-run verdicts at Yankee Stadium to secure their 3rd straight league crown. In 1 of the most memorable moments in ALCS history, George Brett blasted 3 consecutive home runs off Jim "Catfish" Hunter in Game #3 at New York.

Game 1 • at Kansas City • Tuesday, Oct. 3

New York	0	1	1	0	2	0	0	3	0	-	7	16	0
Kansas City	0	0	0	0	0	1	0	0	0	-	1	2	2

BEATTIE, Clay (6) and Munson; LEONARD, Mingori (5), Hrabosky (8), Bird (9) and Porter. HR: Jackson. T-2:57 A-41,143.

Game 2 • at Kansas City • Wednesday, Oct. 4

New York	0	0	0	0	0	0	2	2	0	-	4	12	1
Kansas City	1	4	0	0	0	0	3	2	x	-	10	16	1

FIGUEROA, Tidrow (2), Lyle (7) and Munson; GURA, Pattin (7), Hrabosky (8) and Porter. HR: Patek. T-2:42 A-41,158.

Game 3 • at New York • Friday, Oct. 6

Kansas City	1	0	1	0	1	0	0	2	0	-	5	10	1
New York	0	1	0	2	0	1	0	2	x	-	6	10	0

Splitterff, BIRD (8), Hrabosky (8) and Porter; Hunter, GOSSAGE (7) and Munson. HR: Brett (3), Jackson, Munson. T-2:13 A-55,455.

Game 4 • at New York • Saturday, Oct. 7

Kansas City	1	0	0	0	0	0	0	0	0	-	1	7	0
New York	0	1	0	0	0	1	0	0	x	-	2	4	0

LEONARD and Porter; GUIDRY, Gossage (9) and Munson. HR: Nettles, R.White. T-2:20 A-56,356 (192,112).



George Brett hit three consecutive home runs off Jim "Catfish" Hunter in Game 3 of the 1978 ALCS at New York.

photo by Gray Mortimore/Getty Images

1980 ALCS vs. New York Yankees

For the 4th time in 5 seasons, Kansas City and New York squared off to determine the American League Champion. The Royals, after taking the initial 2 games of the series in Kansas City, stunned a Yankee Stadium crowd by edging New York, 4-2, in Game #3 to complete a convincing sweep of the 1980 rematch. Kansas City's first pennant was secured when George Brett blasted a 3-run homer into the upper deck off Goose Gossage in the 7th inning of the final contest.

Game 1 • at Kansas City • Wednesday, Oct. 8

New York	0	2	0	0	0	0	0	0	0	-	2	10	1
Kansas City	0	2	2	0	0	0	1	2	x	-	7	10	0

GUIDRY, Davis (4), Underwood (8) and Cerone; GURA and Porter. HR: Cerone, Piniella, Brett. T-3:00 A-42,598.

Game 2 • at Kansas City • Thursday, Oct. 9

New York	0	0	0	2	0	0	0	0	0	-	2	8	0
Kansas City	0	0	3	0	0	0	0	0	x	-	3	6	0

MAY and Cerone; LEONARD, Quisenberry (9) and Porter. HR: Nettles. T-2:51 A-42,633.

Game 3 • at New York • Friday, Oct. 10

Kansas City	0	0	0	1	0	3	0	0	-	4	12	1
New York	0	0	0	0	2	0	0	0	-	2	8	0

Splitterff, QUISENBERRY (6) and Porter; John, GOSSAGE (7), Underwood (8) and Cerone. HR: F. White, Brett. T-2:59 A-56,588 (141,819).

1984 ALCS vs. Detroit Tigers

Kansas City's Cinderella 1984 season culminated with its 5th LCS appearance in 9 years, and its 1st against a team other than the Yankees. The Royals were defeated by the Detroit Tigers in 3 straight. The Royals lack of offensive support overshadowed outstanding pitching performances by Bret Saberhagen and Charlie Leibrandt.

Game 1 • at Kansas City • Tuesday, Oct. 2

Detroit	2	0	0	1	1	0	1	2	1	-	8	14	0
Kansas City	0	0	0	0	0	0	1	0	0	-	1	5	1

MORRIS, Hernandez (8) and Parrish; BLACK, Huisman (6), M. Jones (8) and Slaughter. HR: Herndon, Trammell, Parrish. T-2:42 A-41,973.

Game 2 • at Kansas City • Wednesday, Oct. 3

Detroit	2	0	1	0	0	0	0	0	0	2	-	5	8	1
Kansas City	0	0	0	1	0	0	1	1	0	0	-	3	10	3

Petry, Hernandez (8), LOPEZ (9) and Parrish; Saberhagen, QUISENBERRY (9) and Slaughter. HR: Gibson. T-3:37 A-42,019.

Game 3 • at Detroit • Friday, Oct. 5

Kansas City	0	0	0	0	0	0	0	0	0	-	0	3	3
Detroit	0	1	0	0	0	0	0	0	x	-	1	3	0

WILCOX, Hernandez (9) and Parrish; LEIBRANDT and Slaughter. HR: none. T-2:39 A-52,168.



ROYALS PLAYOFF HISTORY (CONT.)

1985 ALCS vs. Toronto Blue Jays

In the first American League Championship Series featuring 2 expansion clubs and a best-of-7 format, Kansas City defeated Toronto 4 games to 3. The Royals came back from a 3-1 deficit by posting wins in Games 5 in Kansas City and Games 6 and 7 at Exhibition Stadium in Toronto. Jim Sundberg's 3-run triple highlighted a 4-run 6th inning that sealed the victory in Game #7.

Game 1 • at Toronto • Tuesday, Oct. 8

Kansas City	0	0	0	0	0	0	0	0	1	-	1	5	1
Toronto	0	2	3	1	0	0	0	0	x	-	6	11	0

LEIBRANDT, Farr (3), Gubicza (5), Jackson (8) and Sundberg; STIEB, Henke (9) and Whitt. HR: none. T-2:24 A-39,115.

Game 2 • at Toronto • Wednesday, Oct. 9

Kansas City	0	0	2	1	0	0	0	0	1	-	5	10	3
Toronto	0	0	0	1	0	2	0	1	0	-	6	10	0

Black, QUISENBERRY (8) and Sundberg; Key, Lamp (4), Lavelle (8), HENKE (8) and Whitt. HR: Wilson, Sheridan. T-3:39 A-34,029.

Game 3 • at Kansas City • Friday, Oct. 11

Toronto	0	0	0	0	5	0	0	0	0	-	5	13	1
Kansas City	1	0	0	1	1	2	0	1	x	-	6	10	1

Alexander, Lamp (6), CLANCY (8) and Whitt; Saberhagen, Black (5), FARR (5) and Sundberg. HR: Barfield, Mulliniks, Brett (2), Sundberg. T-2:51 A-40,224.

Game 4 • at Kansas City • Saturday, Oct. 12

Toronto	0	0	0	0	0	0	0	3	-	3	7	0
Kansas City	0	0	0	0	1	0	0	0	-	1	2	0

Stieb, HENKE (7) and Whitt, Hearron (9); LEIBRANDT, Quisenberry (9) and Sundberg. HR: none. T-3:02 A-41,112.

Game 5 • at Kansas City • Sunday, Oct. 13

Toronto	0	0	0	0	0	0	0	0	0	-	0	8	0
Kansas City	1	1	0	0	0	0	0	0	x	-	2	8	0

KEY, Acker (6) and Whitt; JACKSON and Sundberg. HR: none. T-2:21 A-40,064.

Game 6 • at Toronto • Tuesday, Oct. 15

Kansas City	1	0	1	0	1	2	0	0	0	-	5	8	1
Toronto	1	0	1	0	0	1	0	0	0	-	3	8	2

GUBICZA, Black (6), Quisenberry (9) and Sundberg; ALEXANDER, Lamp (6) and Whitt, Hearron (8). HR: Brett. T-3:12 A-37,557.

Game 7 • at Toronto • Wednesday, Oct. 16

Kansas City	0	1	0	1	0	4	0	0	0	-	6	8	0
Toronto	0	0	0	0	1	0	0	0	1	-	2	8	1

Saberhagen, LEIBRANDT (4), Quisenberry (9) and Sundberg; STIEB, Acker (6) and Whitt. HR: Sheridan. T-2:49 A-32,084 (264,185).

1981 Western Div. Playoffs vs. Oakland

Kansas City and Oakland met in the first ever Division Playoff Series as a result of the 1981 split season. The Athletics were in command of the entire Division Playoff Series, sweeping the Royals 3 games to 0.

Game 1 • at Kansas City • Tuesday, Oct. 6

Oakland	0	0	0	3	0	0	0	1	0	-	4	8	2
Kansas City	0	0	0	0	0	0	0	0	-	0	4	1	

NORRIS and Heath; LEONARD, Martin (9) and Wathan. HR: Gross, Murphy. T-2:35; A-40,592.

Game 2 • at Kansas City • Wednesday, Oct. 7

Oakland	1	0	0	0	0	0	1	0	-	2	10	1
Kansas City	0	0	0	0	1	0	0	0	-	1	6	0

MCCATTY and Newman; JONES, Quisenberry (9) and Wathan. HR: none. T-2:50 A-40,274.

Game 3 • at Oakland • Friday, Oct. 9

Kansas City	0	0	0	0	0	0	0	0	-	1	10	3
Oakland	1	0	1	2	0	0	0	x	-	4	7	0

GURA, Martin (4) and Wathan; LANGFORD, Underwood (8), Beard (8), and Heath. HR: McKay. T-2:59 A-40,002 (120,868).



Jim Sundberg's three-run triple in the sixth inning sealed the Royals victory in Game 7 of the 1985 ALCS vs. Toronto.

ROYALS CLINCHING DATES

Year	No.	Date	Details
1976	160	Oct. 1	KC lost to Minnesota 4-3 while Oakland lost to California 2-0
1977	151	Sept. 23	KC defeated California 7-3 at Anaheim (Leonard over Simpson)
1978	158	Sept. 26	KC defeated Seattle 4-1 at Royals Stadium (Gura over Abbott)
1980	145	Sept. 17	KC defeated California 5-0 at Royals Stadium (Leonard over Botting)
1984	160	Sept. 28	KC defeated Oakland 6-5 at Oakland (Leibrandt over Burris)
1985	161	Oct. 5	KC defeated Oakland 5-4 at Royals Stadium (Quisenberry over Howell)



WORLD SERIES HISTORY

1980 World Series vs. Philadelphia Phillies Phillies win, 4-games-to-2

The first World Series in Kansas City history saw the Royals fall in 6 games to the Philadelphia Phillies. After falling behind by 2 games, the Royals won 2 games in Royals Stadium to even the matchup, but the National League club rallied for a pair of runs in the final frame of Game #5 at Royals Stadium to regain the lead. The showdown returned to Veterans Stadium for Game #6 and the Phillies secured the title in front of the home fans with a 4-1 verdict. In an exciting series spiced by several outstanding individual performances, Willie Aikens (right) blasted 4 homers while hitting .400 and Amos Otis hit at a .478 clip with 3 homers in leading KC's offensive showing.

Game 1 • at Philadelphia • Tuesday, Oct. 14

Philadelphia came back from a 4-0 deficit to win a 7-6 thriller...20-game winner Dennis Leonard was unable to survive the Phillies 5-run 3rd inning...Bob Walk, the 1st rookie to start a World Series game since 1952, was the winner...Tug McGraw snuffed out a late rally to earn the save...the Royals struck early as Amos Otis homered in his 1st World Series at bat in the 2nd inning...KC made it 4-0 via a Willie Aikens 2-run homer in the 3rd...the Phillies came to life with 5 runs on 4 hits and a walk in the 3rd inning...the big blow was a 2-out, 3-run homer by Bake McBride...Aikens homered again in the 8th.

Kansas City	0	2	2	0	0	0	2	0	6	9	1	
Philadelphia	0	0	5	1	1	0	0	0	x	7	11	0

LEONARD, Martin (4), Quisenberry (8) and Porter: WALK, McGraw (8) and Boone. HR: Aikens (2), Otis, McBride. T-3:01 A-65,791..

Game 2 • at Philadelphia • Wednesday, Oct. 15

The Phillies used late-inning heroics to win another come-from-behind battle...KC led 4-2 entering the 8th but Philly scored 4 times off ace reliever Dan Quisenberry...George Brett left the game in the 6th inning after going 2-for-2 with a walk...it was later revealed he was suffering from hemorrhoids...neither club could score off starters Larry Gura and Steve Carlton until the 5th when Philadelphia scored twice on 3 hits and a walk...KC scored an unearned run in the 6th and 3 times in the 7th, keyed by an Amos Otis' bases-loaded double.

Kansas City	0	0	0	0	1	3	0	0	4	11	0
Philadelphia	0	0	0	2	0	0	4	x	6	8	1

GURA, QUISENBERRY (7) and WATHAN; CARLTON, Reed (9) and Boone. HR: none. T-3:01 A-65,775.

Game 3 • at Kansas City • Friday, Oct. 17

The Royals won their 1st-ever World Series game by outlasting Philadelphia, 4-3, in 10 innings...George Brett put KC on the scoreboard first with a 1st-inning solo home run off Dick Ruthven...Willie Aikens continued his hot hitting with a triple and game-winning single in the 10th...Mike Schmidt homered for the Phillies and Pete Rose stroked a game-tying single in the 8th...each club's bullpen ace squared off with Dan Quisenberry earning the victory and Tug McGraw taking the loss...the winning run scored after a walk to Willie Wilson, who stole 2nd base and scored with 2 out on Aikens' opposite-field single (McGraw walked Brett intentionally to get to Aikens).

Philadelphia	0	1	0	0	1	0	1	0	0	3	14	0
Kansas City	1	0	0	1	0	1	0	1	4	11	0	

Ruthven, MCGRAW (10) and Boone; Gale, Martin (5), QUISENBERRY (8) and Porter. HR: Brett, Otis, Schmidt. T-3:19 A-42,380.

Game 4 • at Kansas City • Saturday, Oct. 18

The Royals evened the series at 2 by slugging their way to a 5-3 triumph...Willie Aikens homered in the 1st and 2nd frames...a 4-run 1st inning sent Phil's starter Larry Christensen packing...the Royals logged 4 consecutive extra-base hits in that inning...the big lead held up although Dennis Leonard needed late help from Dan Quisenberry as Philadelphia scored single runs in the 7th and 8th innings.

Philadelphia	0	1	0	0	0	1	1	0	3	10	1
Kansas City	4	1	0	0	0	0	0	x	5	10	2

CHRISTENSON, Noles (1), Saucier (6), Bruslarz (6) and Boone; LEONARD, Quisenberry (8) and Porter. HR: Aikens (2). T-2:37 A-42,363.

Game 5 • at Kansas City • Sunday, Oct. 19

The Royals' hope for a Royals Stadium sweep faded as Philadelphia won its 3rd come-from-behind victory...the Phillies' 2-run 9th inning off Dan Quisenberry sealed KC's fate...Mike Schmidt's 2-run home run in the 4th inning broke the scoreless tie...the Royals sent Marty Bystrom to the showers with a run in the 5th and 2 more in the 6th...Amos Otis continued his sizzling offensive performance with a game-tying home run (his 3rd of the Series) leading off the 6th...KC took the lead on a U.L. Washington sacrifice fly scoring Clint Hurdle in the 6th...Phillies' relievers Ron Reed and Tug McGraw silenced the KC bats the rest of the way...the Royals loaded the bases via 3 walks in the 9th, but McGraw fanned Jose Cardenal to end the game.

Philadelphia	0	0	0	2	0	0	0	2	4	7	0
Kansas City	0	0	0	1	2	0	0	0	3	12	2

BYSTROM, Reed (6), MCGRAW (7) and Boone; Gura, QUISENBERRY (7) and Porter. HR: Otis, Schmidt. T-2:51 A-42,369.

Game 6 • at Philadelphia • Tuesday, Oct. 21

Behind the near-rabid support of 65,838 fans at Veterans Stadium, Philadelphia methodically eliminated the Royals, 4-1, behind the crafty work of Steve Carlton and Tug McGraw...Carlton allowed only 4 hits while striking out 7 in his 7 innings of work and McGraw pitched the final 2 frames allowing 3 hits...Mike Schmidt gave the Phils all they really needed with a 2-run single in the 3rd inning...the Royals never ran out of spirit, sending Carlton to the clubhouse by scoring a run in the 8th...KC also threatened in the 9th, loading the bases with only 1 out, but McGraw fought his way out of the jam to bring the Phillies their 1st World Series title.

Kansas City	0	0	0	0	0	1	0	1	1	7	2
Philadelphia	0	2	0	1	1	0	0	x	4	9	0

GALE, Martin (3), Splittorff (5), Pattin (7), Quisenberry (8) and Wathan; CARLTON, McGraw (8) and Boone. HR: none. T-3:00 A-65,838 (324,516).

1980 POSTSEASON ROSTER

Manager: Jim Frey (41), Coaches: Bill Connors (36), Gordy MacKenzie (43), Jose Martinez (42), Jim Schaffer (44), Trainer: Mickey Cobb

No.	Name	Pos.	No.	Name	Pos.	No.	Name	Pos.
24	Aikens, Willie	1B	10	Hurdle, Clint	OF	15	Porter, Darrell	C
5	Brett, George	3B	8	LaCock, Pete	1B	9	Quirk, Jamie	C
25	Brett, Ken	LHP	22	Leonard, Dennis	RHP	28	Quisenberry, Dan	RHP
19	Cardenal, Jose	OF/IF	27	Martin, Rennie	RHP	34	Splittorff, Paul	LHP
7	Chalk, Dave	IF	11	McRae, Hal	DH/OF	21	Twitty, Jeff	LHP
53	Conception, Onis	IF	18	Mulliniks, Rance	IF	30	Washington, U.L.	SS
38	Gale, Rich	RHP	26	Otis, Amos	OF	12	Wathan, John	C/1B/OF
32	Gura, Larry	LHP	33	Pattin, Marty	RHP	20	White, Frank	2B
						6	Wilson, Willie	OF



1985 World Series vs. St. Louis Cardinals

Royals win, 4-games-to-3

Kansas City rallied from 2-games-to-none and 3-games-to-1 deficits to capture their 1st World Championship by defeating the St. Louis Cardinals in the "1-70 Series"...the Royals became the 1st club in the 82-year history of the Fall Classic to lose their first 2 games at home and come back to win the title...the Royals became the first AL expansion club to win a World Championship and the 2nd expansion team overall, joining the New York Mets (1969)...KC's talented and youthful pitching staff held the Major League's best hitting club to 13 total runs and a batting average of .185—the lowest ever in a 7-game World Series...Bret Saberhagen earned Most Valuable Player honors with 2 wins and a 0.50 ERA.

Game 1 • at Kansas City • Saturday, Oct. 19

John Tudor and Todd Worrell combined on an 8-hitter...the Cardinals scored on a leadoff walk and a 1-out ground out in the 3rd inning, a Cesar Cedeño run-scoring double in the 4th and then a misplayed line drive by Lonnie Smith in the 9th.

St. Louis	0	0	1	1	0	0	0	1	-	3	7	1
Kansas City	0	1	0	0	0	0	0	0	-	1	8	0

TUDOR, Worrell (7) and Porter, JACKSON, Quisenberry (8), Black (9) and Sundberg; HR: none. T-2:48 A-41,650.

Game 2 • at Kansas City • Sunday, Oct. 20

Charlie Leibrandt limited the Cardinals to 2 hits through 8 innings, but St. Louis struck for 4 runs in the 9th to take a 2-0 lead in the Series...the Cardinals became the first team since the Yankees in the '39 Series to come back from a 2-0 deficit in the 9th inning...the Cards string together a Series-record 3 doubles, the last of which was Terry Pendleton's 2-out bases-loaded shot.

St. Louis	0	0	0	0	0	0	0	4	-	4	6	0
Kansas City	0	0	0	2	0	0	0	0	-	2	9	0

Cox, DAYLEY (8), Lahti (9) and Porter; LEIBRANDT, Quisenberry (9), and Sundberg; HR: none. T-2:44 A-41,656.

Game 3 • at St. Louis • Tuesday, Oct. 22

Bret Saberhagen allowed 6 singles en route to giving the Royals their 1st victory of the Series...KC's offense collected 11 hits, including a 2-run home run and a run-scoring double by Frank White...after Lonnie Smith's 2-run double put the Royals ahead 2-0 in the 4th, White unloaded a 2-run round-tripper in the 5th...Saberhagen survived a Cardinal rally in the 1st, getting a strike 'em out, throw 'em out double play with 2 on and 2 out.

Kansas City	0	0	0	2	2	0	0	-	6	11	0
St. Louis	0	0	0	0	1	0	0	-	1	6	0

SABERHAGEN and Sundberg; ANDUJAR, Campbell (5), Horton (6), Dayley (8) and Porter. HR: White. T-2:59 A-53,634.

Game 4 • at St. Louis • Wednesday, Oct. 23

Tito Landrum and Willie McGee each hit bases-empty home runs to back John Tudor's 2nd consecutive brilliant outing to give the Cards a 3-1 advantage in the series...in addition to the home runs, KC starter Buddy Black was victimized by a squeeze play on a full-count to Tom Nieto, who laid the bunt down scoring Terry Pendleton who had tripled...Tudor, meanwhile, tossed but 106 pitches.

Kansas City	0	0	0	0	0	0	0	-	0	5	1
St. Louis	0	1	0	1	0	0	0	-	3	6	0

BLACK, Beckwith (6), Quisenberry (8) and Sundberg; TUDOR and Nieto. HR: Landrum, McGee. T-2:19 A-53,634.

Game 5 • at St. Louis • Thursday, Oct. 24

Danny Jackson stuffed a cork in the Cardinals offense and their celebration hopes with a 5-hitter and Willie Wilson keyed an early Royals uprising to force the Series westward via 1-70...D.J. retired the Redbirds in order 5 times...Wilson stroked a 2-run triple to highlight a 3-run 2nd inning that sent Cardinal starter Bob Forsch to the showers.

Kansas City	1	3	0	0	0	0	1	-	6	11	2
St. Louis	1	0	0	0	0	0	0	-	1	5	1

JACKSON and Sundberg; FORSCH, Horton (2), Campbell (4), Worrell (6) Lahti (8) and Nieto; HR: none. T-2:52 A-53,634.

Game 6 • at Kansas City • Saturday, Oct. 26

For the first time in the '85 season the Cardinals did not win a game when they led entering the 9th...St. Louis went into the 9th with a 1-0 lead...having guarded all of their previous 88 9th-inning leads, the Cardinals fell prey to a little bit of fate and Jorg's timely 2-run single...a controversial call at 1st, a misplayed pop up by Jack Clark, a passed ball by Darrell Porter, an intentional walk to Hal McRae and Dane Jorg's 1-out dramatic single to right and the Royals were winners.

St. Louis	0	0	0	0	0	1	0	-	1	5	0
Kansas City	0	0	0	0	0	0	2	-	2	10	0

Cox, Dayley (8), WORRELL (9) and Porter; Leibrandt, QUISENBERRY (8) and Sundberg; HR: none. T-2:47 A-41,628.

Game 7 • at Kansas City • Sunday, Oct. 27

Bret Saberhagen tossed a 5-hitter, Darryl Motley blasted a 2-run homer and the Royals beat the Cardinals climaxing one of the greatest comebacks in World Series play...It was the 3rd-highest run total and most lopsided victory in the 176 games KC played during the season...the Royals tied a Series record by scoring 6 times in the 5th...Whitey Herzog and Joaquin Andujar were ejected and the Cards tied a Series mark by using 5 pitchers in the inning.

St. Louis	0	0	0	0	0	0	0	-	0	5	0
Kansas City	0	2	3	0	6	0	0	-	11	14	0

TUDOR, Campbell (3), Lahti (5), Horton (5), Andujar (5), Forsch (5), Dayley (7) and Porter; SABERHAGEN and Sundberg. HR: Motley. T-2:46 A-41,658 (327,494).

1985 POSTSEASON ROSTER

Manager: Dick Howser (10); Coaches: Gary Blaylock (43), Mike Ferraro (41), Jose Martinez (42), Lee May (14), Jim Schaffer (44); Trainers: Mickey Cobb, Paul McGannon

No.	Name	Pos.	No.	Name	Pos.	No.	Name	Pos.
45	Balboni, Steve	IF	9	Jorg, Dane	OF	18	Quirk, Jamie	C
27	Beckwith, Joe	RHP	25	Jackson, Danny	LHP	29	Quisenberry, Dan	RHP
1	Biancalana, Buddy	IF	35	Jones, Lynn	OF	31	Saberhagen, Bret	RHP
40	Black, Buddy	LHP	37	Leibrandt, Charlie	LHP	15	Sheridan, Pat	OF
5	Brett, George	IF	11	McRae, Hal	OF	21	Smith, Lonnie	OF
2	Concepcion, Onix	IF	24	Motley, Darryl	OF	8	Sundberg, Jim	C
26	Farr, Steve	RHP	3	Orta, Jorge	OF	12	Wathan, John	C
23	Gubicza, Mark	RHP	4	Pryor, Greg	IF	20	White, Frank	IF
						6	Wilson, Willie	OF



ALL-STAR HISTORY

ROYALS ALL-STAR GAME SELECTIONS

1969..... Ellie Rodriguez (C-DNP)	1980..... George Brett (3B*-injured, DNP)	1990..... Bret Saberhagen (P)
1970..... Amos Otis (OF)	1981..... Larry Gura (P-DNP)	1991..... Mickey Cobb (Trainer)
1971..... Cookie Rojas (2B)	1982..... Darrell Porter (C)	1991..... Danny Tartabull (DH)*
1972..... Amos Otis (OF)	1981..... George Brett (3B)*	1992..... Jeff Montgomery (P)
1972..... Bob Leron (Coach)	1982..... Jim Frey (Manager)	1992..... Hal McRae (Coach)
1973..... Amos Otis (OF-injured, DNP)	1982..... Frank White (2B)	1993..... Jeff Montgomery (P)
1973..... Lou Piniella (OF)	1982..... George Brett (3B)*	1994..... David Cone (P)
1973..... Cookie Rojas (2B)	1982..... Mickey Cobb (Trainer)	1995..... Kevin Appier (P)
1973..... Richie Scheinblum (OF)	1983..... Dick Howser (Coach)	1996..... Jeff Montgomery (P-DNP)
1973..... John Mayberry (1B)	1983..... Hal McRae (OF)	1996..... Bob Boone (Coach)
1973..... Amos Otis (OF)*	1983..... Dan Quisenberry (P)	1997..... Nick Swartz (Trainer)
1973..... Cookie Rojas (2B)	1983..... Frank White (2B)	1997..... Jose Rosado (P)
1974..... Steve Busby (P-DNP)	1983..... Willie Wilson (OF)	1998..... Dean Palmer (3B)
1974..... John Mayberry (1B)	1983..... George Brett (3B)*	1999..... Jose Rosado (P)
1974..... Jack McKeon (Coach)	1984..... Dan Quisenberry (P)	2000..... Jermaine Dye (OF)*
1974..... Cookie Rojas (2B-DNP)	1984..... Willie Wilson (OF)	2000..... Mike Sweeney (1B)
1975..... Steve Busby (P)	1984..... George Brett (3B)*	2001..... Mike Sweeney (1B)
1975..... Hal McRae (OF)	1984..... Dan Quisenberry (P-DNP)	2001..... Tony Muser (Coach)
1976..... George Brett (3B)*	1985..... George Brett (3B)*	2002..... Mike Sweeney (1B)
1976..... Jim Dudley (Trainer)	1985..... Dick Howser (Coach)	2003..... Mike Sweeney (1B-DNP)
1976..... Hal McRae (OF)	1986..... George Brett (3B*-injured, DNP)	2003..... Mike MacDougal (P-DNP)
1976..... Amos Otis (OF)	1986..... Dick Howser (Manager)	2004..... Ken Harvey (1B)
1976..... Fred Patek (SS)	1987..... Frank White (2B)	2005..... Mike Sweeney (1B)
1977..... George Brett (3B)*	1987..... George Brett (3B-injured, DNP)	2006..... Mark Redman (P-DNP)
1978..... George Brett (3B)*	1987..... Bret Saberhagen (P)*	2006..... Nick Swartz (Trainer)
1978..... Whitey Herzog (Coach)	1988..... Kevin Seitzer (3B)	2007..... Gil Meche (P-DNP)
1978..... Fred Patek (SS)	1988..... George Brett (1B)	2008..... Joakim Soria (P)
1978..... Darrell Porter (C-DNP)	1988..... Mark Gubicza (P)	
1978..... Frank White (2B)	1988..... Kurt Stillwell (SS)	
1979..... George Brett (3B)*	1989..... Bo Jackson (OF)*	
1979..... Frank White (2B)*	1989..... Mark Gubicza (P)	

*-Denotes start

Bo-Denotes A.L.'s Highest Vote-Getter



Joakim Soria (left) with Carlos Guillen and Grady Sizemore at 2008 All-Star Game (photo by Mark Cunningham/Getty Images)

Royals to Earn Multiple All-Star Game Selections

13	George Brett	1976-88
5	Amos Otis	1970-73, 1976
5	Mike Sweeney	2000-03, 2005
5	Frank White	1978-79, 1981-82, 1986
4	Cookie Rojas	1971-74
4	Hal McRae	1975-76, 1982, 1992
3	Dan Quisenberry	1982-84
3	Dick Howser (Coach)	1982, 1985-86
3	Jeff Montgomery	1992-93, 1996
2	John Mayberry	1973-74
2	Steve Busby	1974-75
2	Fred Patek	1976, 1978
2	Darrell Porter	1978, 1980
2	Willie Wilson	1982-83
2	Mickey Cobb (Trainer)	1982, 1990
2	Mark Gubicza	1988-89
2	Bret Saberhagen	1987, 1990
2	Nick Swartz (Trainer)	1996, 2006
2	Jose Rosado	1997, 1999

* Hal McRae was named to the All-Star team 3 times as a player and once as a coach (1992)



The Royals last hosted the All-Star Game in 1973 at Kauffman Stadium (then Royals Stadium). Since 1973 every A.L. team has hosted the Mid-Summer Classic, with the exception of Tampa Bay. Four of those teams have hosted the game twice during that span (Chicago, Cleveland, New York and Seattle).

A.L. All-Star Sites Since 1974

Team	Year(s)
Anaheim	1989
Baltimore	1993
Boston	1999
Chicago	1983, 2003
Cleveland	1981, 1997
Detroit	2005
Kansas City	none
Minneapolis	1985
New York	1977, 2008
Oakland	1987
Seattle	1979, 2001
Tampa Bay	none
Texas	1995
Toronto	1991

1973 ALL-STAR GAME - ROYALS STADIUM



GAME SUMMARY:

Kansas City was the site of the 40th Major League Baseball All-Star Game in 1973 where the National League handed the American League a 7-1 loss.

The game marked the final All-Star appearance of Willie Mays and was attended by members of the 1st All-Star Game in 1933, including Carl Hubbell, Bill



Hallahan, Lefty Gomez, Dick Bartel, Lefty Grove, Jimmie Dykes and Charlie Gehringer.

The A.L. jumped out to a 1-0 lead after a double from **Reggie Jackson** and an RBI single from KC's **Amos Otis**.

However, the N.L. All-Stars countered with 2 runs in the top of the 3rd and also scored in the 4th, 5th and 6th innings. **Rick Wise** earned the win for the N.L. after allowing 2 hits and 1 ER in 2.0 innings of work.

Bobby Bonds was named the game's MVP, coming off the bench to go 2-for-2 with a 2-run homer in the 5th inning, giving the N.L. a 5-1 lead.

Johnny Bench hit one of the most mammoth home runs in the history of the Mid-Summer Classic, launching a 480-foot solo shot off Bill Singer in the 4th inning over the left field concourse. His homer still stands as the longest in Kauffman Stadium history.

The game featured 15 future Hall of Famers, including **Hank Aaron**, **Willie Mays**, **Rod Carew**, and **Brooks Robinson** to name a few. The game also featured 3 Royals - **Amos Otis**, **John Mayberry** and **Cookie Rojas**, and 1 future Royals manager, **Buddy Bell**, who tripped as a pinch hitter in the third inning. Otis led the A.L. players, going 2-for-2 with the team's only RBI.

Dick Williams managed the American League and was joined by coaches **Whitey Herzog** and **Chuck Tanner**. The National League was managed by **Sparky Anderson**, who was joined by coaches **Gene Mauch** and **Bill Virdon**.



Kauffman Stadium (then Royals Stadium) was the host of the 1973 All-Star Game which featured 15 future Hall of Famers.



National League 7, American League 1 at Royals Stadium, Kansas City, Mo., July 24, 1973

Players in Bold Inducted into Baseball Hall of Fame

NATIONAL LEAGUE	AB	R	H	RBI	BB	K	PO	A
Rose, Pete lf	3	1	0	0	1	0	1	0
Twitchell, Wayne p	0	0	0	0	0	0	1	1
Giusti, Dave p	0	0	0	0	0	0	0	0
Mota, Manny ph,lf	1	0	0	0	0	0	0	0
Brewer, Jim p	0	0	0	0	0	0	0	0
Morgan, Joe 2b	3	2	1	0	1	0	2	2
Johnson, Davey 2b	1	0	0	0	0	0	1	1
Cedeno, Cesar cf	3	0	1	1	0	2	3	0
Russell, Bill ss	2	0	0	0	0	0	0	2
Aaron, Hank 1b	2	0	1	1	0	0	3	1
Torre, Joe 1b,3b	3	0	0	0	0	0	5	0
Williams, Billy rf	2	0	1	0	0	0	0	0
Bonds, Bobby rf	2	1	2	2	0	0	0	0
Bench, Johnny c	3	1	1	1	0	0	3	0
Simmons, Ted ph,c	1	0	0	0	0	1	1	1
Santo, Ron 3b	1	1	1	0	2	0	0	0
Colbert, Nate ph	1	0	0	0	0	0	0	1
Fairly, Jon 1b	0	0	0	0	0	0	4	0
Speier, Chris ss	2	0	0	0	0	1	1	1
Stargell, Willy ph,lf	1	0	0	0	0	1	1	0
Mays, Willie ph	1	0	0	0	0	1	0	0
Seaver, Tom p	0	0	0	0	0	0	0	1
Watson, Bob lf	0	0	0	0	0	0	0	0
Wise, Rick p	0	0	0	0	0	0	1	0
Evans, Darrell ph	0	0	0	0	1	0	0	0
Osteen, Claude p	0	0	0	0	0	0	0	1
Sutton, Don p	0	0	0	0	0	0	0	1
Davis, Willie ph,cf	2	1	2	2	0	0	1	0
Totals	34	7	10	7	5	6	27	12

AMERICAN LEAGUE	AB	R	H	RBI	BB	K	PO	A
Campaneris, Bert ss	3	0	0	0	0	2	1	2
Brinkman, Ed ss	1	0	0	0	0	0	1	1
Carew, Rod 2b	3	0	0	0	0	0	5	1
Rojas, Cookie 2b	0	0	0	0	0	1	0	1
Mayberry, John 1b	3	0	1	0	1	0	8	0
Jackson, Reggie rf	4	1	1	0	0	1	0	0
Blair, Paul cf	0	0	0	0	0	0	1	0
Otis, Amos cf	2	0	2	1	0	0	0	0
May, Dave cf,rf	1	0	0	0	0	0	0	0
Murcer, Bobby lf	3	0	0	0	1	0	0	1
Fisk, Carlton c	2	0	0	0	0	0	3	0
Munson, Thurman c	2	0	0	0	0	1	5	1
Robinson, Brooks 3b	2	0	0	0	0	1	3	0
Bando, Sal 3b	1	0	0	0	0	0	0	1
Nelson, Dave 3b	0	0	0	0	0	0	1	0
Horton, Willie ph	1	0	0	0	0	1	0	0
Hunter, "Catfish" p	0	0	0	0	0	0	0	0
Holtzman, Ken p	0	0	0	0	0	0	0	0
Blyleven, Bert p	0	0	0	0	0	0	0	0
Bell, Buddy ph	1	0	1	0	0	0	0	0
Singer, Bill p	0	0	0	0	0	0	0	1
Kelly, Pat ph	1	0	0	0	0	0	0	0
Ryan, Nolan p	0	0	0	0	0	0	0	0
Spencer, Jim ph	1	0	0	0	0	0	0	0
Lyle, Sparky p	0	0	0	0	0	0	0	0
Fingers, Rollie p	0	0	0	0	0	0	0	0
Totals	32	1	5	1	3	5	27	12

NL	0	0	2	1	2	0	0	0	7	10	0
AL	0	1	0	0	0	0	0	0	1	5	0

DP: A.L. 1. E: None. PB: Fisk (1), 2B: Morgan (1, off Singer); Bonds (1, off Osteen); Ryan; Jackson (1, off Wise); Mayberry (1, off Twitchell); SB: Bell (1, off Osteen). HR: Bonds (1, 4th inning off Singer 0 on, 0 out); Bonds (1, 5th inning off Singer 1 on, 2 out); Davis (1, 6th inning off Ryan 1 on, 1 out); SH: Osteen (1, off Singer); SB: Otis (1, 2nd base off Osteen/Bench).

N.L.	IP	H	HR	R	ER	BB	K
Wise, Rick (W)	2	2	0	1	1	0	1
Osteen, Claude	2	2	0	0	0	1	1
Sutton, Don	1	0	0	0	0	0	0
Twitchell, Wayne	1	1	0	0	0	0	1
Giusti, Dave	1	0	0	0	0	0	0
Seaver, Tom	1	0	0	0	0	0	0
Brewer, Jim	1	0	0	0	0	1	2
Totals	9	5	0	1	1	3	5

A.L.	IP	H	HR	R	ER	BB	K
Hunter, "Catfish"	1.1	1	0	0	0	0	1
Holtzman, Ken	0.2	1	0	0	0	0	0
Singer, Bill	1	2	0	2	2	2	0
Singer, Bill	2	3	2	3	3	1	2
Ryan, Nolan	2	2	1	2	2	2	0
Lyle, Sparky	1	1	0	0	0	0	1
Fingers, Rollie	1	0	0	0	0	0	1
Totals	9	10	3	7	5	6	6

Umpires: Nestor Chylak (AL), Ken Burkhardt (NL), Larry Barnett (AL), Bill Williams (NL)
Time of Game: 2:45 Attendance: 40,849

ROYALS

REVIEW

HISTORY

RECORDS

OPONENTS

SCOUTING/PLAYER DEV.

MEDIA & MISC.



ALL OF BASEBALL

Live and classic games,
expert analysis, and exclusive
new studio shows, all available
24/7 only on MLB Network.™

To find MLB Network™ in your area,
log onto mlbnetwork.com



Our National Pastime All The Time™

RECORDS





STANDINGS/CLUB STATS

All-Time Club Standings

Year	Division	Place	Won	Lost	Pct.	GB	Attend.	Postseason
1969	Western	4th	69	93	.426	28	902,183	
1970	Western	T4th	65	97	.401	33	693,047	
1971	Western	2nd	85	76	.528	16	910,784	
1972	Western	4th	76	78	.494	16.5	707,656	
1973	Western	2nd	88	74	.543	6	1,345,341	
1974	Western	5th	77	85	.475	13	1,173,292	
1975	Western	2nd	91	71	.562	7	1,151,836	
1976	Western	1st	90	72	.556	+2.5	1,680,265	Division Champs, lost to NY, 3-2
1977	Western	1st	102	60	.630	+8	1,852,603	Division Champs, lost to NY, 3-2
1978	Western	1st	92	70	.567	+5	2,255,493	Division Champs, lost to NY, 3-1
1979	Western	2nd	85	77	.525	3	2,261,845	
1980	Western	1st	97	65	.599	+14	2,288,714	A.L. Champs, def. NY, 3-0, lost to Phi., 4-2
1981	Western	4th	50	53	.485	11	1,279,403	lost to Oak, 3-0, in 1st Division Series playoff
1982	Western	2nd	90	72	.556	3	2,284,464	
1983	Western	2nd	79	83	.488	20	1,963,875	
1984	Western	1st	84	78	.519	+3	1,810,018	Division Champs, lost to Det., 3-0
1985	Western	1st	91	71	.562	-1	2,162,717	World Series Champs, def. Tex., 4-3, def. St. Lou., 4-3
1986	Western	T3rd	76	86	.469	16	2,320,764	
1987	Western	2nd	83	79	.512	2	2,392,471	
1988	Western	3rd	84	77	.522	19.5	2,350,181	
1989	Western	2nd	92	70	.568	7	2,477,700	
1990	Western	6th	75	86	.466	27.5	2,244,956	
1991	Western	6th	82	80	.506	13	2,161,537	
1992	Western	T5th	72	90	.444	24	1,867,689	
1993	Western	3rd	84	78	.519	10	1,934,578	
1994	Central	3rd	64	51	.557	4	1,400,494	
1995	Central	2nd	70	74	.486	30	1,233,296	
1996	Central	5th	75	86	.466	24	1,436,007	
1997	Central	5th	67	94	.416	19	1,517,638	
1998	Central	3rd	72	89	.447	16.5	1,494,875	
1999	Central	4th	64	97	.398	32.5	1,506,068	
2000	Central	4th	77	85	.475	18.0	1,677,915	
2001	Central	5th	65	97	.401	26.0	1,536,371	
2002	Central	4th	62	100	.383	32.5	1,323,034	
2003	Central	3rd	83	79	.512	7.0	1,774,535	
2004	Central	5th	58	104	.358	33.5	1,661,482	
2005	Central	5th	56	106	.346	43.0	1,371,181	
2006	Central	5th	62	100	.377	34.0	1,372,638	
2007	Central	5th	69	93	.426	27.0	1,616,867	
2008	Central	4th	75	87	.463	13.5	1,578,922	
Totals			3003	3176	.486	-	66,974,735	

Batting

Yr.	Avg.	AB	R	H	2B	3B	HR	RBI	SH	SF	SB	CS
1969	.240	5462	586	1311	179	32	98	538	57	38	129	70
1970	.244	5503	611	1341	202	41	97	572	63	27	97	53
1971	.250	5295	603	1323	225	40	80	573	45	59	130	46
1972	.255	5167	580	1317	220	26	78	547	72	38	85	44
1973	.261	5508	755	1440	239	40	114	703	49	47	105	69
1974	.259	5582	667	1448	232	42	89	623	56	43	146	76
1975	.261	5491	710	1431	263	58	118	667	68	51	155	75
1976	.269	5540	713	1490	259	57	65	656	71	71	218	106
1977	.277	5594	822	1549	299	77	146	773	49	58	170	87
1978	.268	5474	743	1469	305	59	98	695	55	72	216	84
1979	.282	5653	851	1596	286	79	116	791	57	76	207	76
1980	.286	5714	809	1633	266	59	115	766	34	63	185	43
1981	.267	3560	397	952	169	29	61	381	28	35	100	53
1982	.285	5629	784	1603	295	58	132	746	32	49	133	48
1983	.271	5598	696	1515	273	54	109	653	32	33	182	47
1984	.268	5543	673	1487	269	52	117	639	41	55	106	62
1985	.252	5500	687	1384	261	49	154	657	44	41	128	48
1986	.252	5561	654	1403	264	45	137	618	24	33	97	46
1987	.262	5499	715	1443	239	40	168	677	34	42	125	43
1988	.259	5469	704	1419	275	40	121	671	46	51	137	54
1989	.261	5475	690	1428	227	41	101	653	42	50	154	51
1990	.267	5488	707	1465	316	44	100	660	31	54	107	62
1991	.264	5584	727	1475	290	41	117	689	53	47	119	68
1992	.256	5501	610	1411	284	42	75	568	45	46	131	71
1993	.263	5522	675	1455	294	35	125	641	48	51	100	75
1994	.269	3911	574	1051	211	38	100	538	32	38	140	62
1995	.260	4903	629	1275	240	35	119	578	66	39	120	53
1996	.267	5542	746	1477	286	38	123	689	66	49	195	85
1997	.264	5599	747	1478	256	35	158	711	51	42	130	66
1998	.263	5546	714	1459	274	40	134	686	45	65	135	50
1999	.282	5624	856	1584	294	52	151	800	46	56	127	39
2000	.288	5709	879	1644	281	27	150	831	56	70	121	35
2001	.266	5643	729	1503	277	37	152	691	36	47	100	42
2002	.256	5535	737	1415	285	42	140	695	44	51	140	65
2003	.274	5568	836	1526	288	39	162	781	63	57	120	42
2004	.259	5538	720	1432	261	29	150	675	40	38	67	48
2005	.263	5503	701	1445	289	34	126	653	46	50	53	33
2006	.271	5589	757	1515	335	37	124	718	52	48	65	34
2007	.261	5534	706	1447	300	46	102	660	41	47	78	44
2008	.269	5608	691	1507	303	28	120	650	32	36	79	38

ALL-TIME CLUB STATS



Pitching

Year	ERA	CG	SHO	SV	IP	H	R	ER	HR	HB	BB	SO	WP
1969	3.72	42	10	25	1464.2	1357	688	605	136	25	560	894	52
1970	3.78	30	11	25	1463.2	1346	705	615	138	34	641	915	56
1971	3.25	34	15	44	1420.1	1301	566	513	84	36	496	775	41
1972	3.24	44	16	28	1381.1	1293	545	497	85	30	405	801	37
1973	4.19	40	7	41	1449.1	1521	752	675	114	33	617	790	43
1974	3.51	54	13	17	1471.2	1477	662	574	91	30	482	731	42
1975	3.47	52	11	25	1456.2	1422	649	561	108	30	498	815	40
1976	3.21	41	12	35	1472.1	1356	611	525	83	31	493	735	29
1977	3.52	41	15	42	1460.2	1377	651	571	110	36	499	850	56
1978	3.44	53	14	33	1439.0	1350	634	550	108	34	478	657	37
1979	4.45	42	7	27	1448.1	1477	816	716	165	28	536	640	40
1980	3.83	37	10	42	1459.1	1496	694	621	129	19	465	614	35
1981	3.56	24	8	24	922.1	909	405	365	75	20	273	404	13
1982	4.08	16	12	45	1431.0	1443	717	649	163	26	471	650	43
1983	4.25	19	8	49	1437.2	1535	767	679	133	27	471	593	40
1984	3.92	18	9	50	1444.0	1426	686	629	136	27	433	724	31
1985	3.49	27	11	41	1461.0	1433	639	566	103	28	463	846	43
1986	3.82	24	13	31	1440.2	1413	673	612	121	38	479	888	43
1987	3.86	44	11	26	1424.0	1424	691	610	128	36	548	923	54
1988	3.65	29	12	32	1428.1	1415	648	580	102	33	465	886	55
1989	3.55	27	13	38	1451.2	1415	635	572	86	25	455	978	56
1990	3.93	18	8	33	1420.2	1449	709	621	116	46	560	1006	59
1991	3.92	17	12	41	1466.0	1473	722	639	105	43	529	1004	47
1992	3.81	9	12	44	1447.1	1426	667	613	106	39	512	834	42
1993	4.04	16	6	48	1445.1	1379	694	649	105	44	571	985	76
1994	4.23	5	6	38	1031.2	1018	532	485	95	33	392	717	60
1995	4.49	11	10	37	1288.0	1323	691	642	142	38	503	763	45
1996	4.55	17	8	35	1450.0	1563	786	733	176	56	460	926	56
1997	4.70	11	5	29	1443.0	1530	820	753	186	54	531	961	62
1998	5.15	6	5	46	1436.1	1590	899	822	196	60	568	999	72
1999	5.35	11	3	29	1420.2	1607	921	844	202	68	643	831	60
2000	5.48	10	6	29	1439.1	1585	930	876	239	42	693	927	77
2001	4.87	5	1	30	1440.0	1537	858	779	209	61	576	911	73
2002	5.21	12	6	30	1441.0	1587	891	834	212	52	572	909	68
2003	5.05	7	10	36	1438.2	1569	867	808	190	66	566	865	60
2004	5.15	6	5	25	1420.1	1638	905	813	208	56	518	887	60
2005	5.49	4	4	25	1413.1	1640	935	862	178	74	580	924	69
2006	5.65	3	5	35	1426.1	1648	971	896	213	60	637	904	85
2007	4.48	2	6	36	1437.1	1547	778	716	168	41	520	993	56
2008	4.48	2	8	44	1445.2	1473	781	720	159	41	515	1085	68

Fielding

Year	PCT.	G	PO	A	E	TC	DP	PB
1969	.975	163	4394	1659	157	6210	114	17
1970	.976	162	4391	1708	152	6251	162	16
1971	.979	161	4261	1807	132	6200	178	11
1972	.981	154	4144	1762	116	6022	164	17
1973	.974	162	4353	1912	167	6432	192	8
1974	.976	162	4415	1875	152	6442	166	29
1975	.976	162	4370	1831	155	6356	151	13
1976	.978	162	4417	1858	139	6414	147	9
1977	.978	162	4382	1788	137	6307	145	13
1978	.976	162	4317	1676	150	6143	153	11
1979	.977	162	4345	1777	145	6267	160	15
1980	.978	162	4378	1820	141	6339	150	15
1981	.982	103	2767	1100	72	3939	94	7
1982	.979	162	4293	1743	127	6163	140	6
1983	.974	163	4313	1816	165	6294	178	4
1984	.979	162	4332	1860	131	6323	157	3
1985	.980	162	4383	1907	127	6417	160	10
1986	.980	162	4322	1757	123	6202	153	16
1987	.979	162	4272	1853	131	6256	151	17
1988	.980	161	4285	1714	124	6123	147	12
1989	.982	162	4355	1761	114	6230	139	12
1990	.980	161	4262	1598	122	5982	161	13
1991	.980	162	4398	1694	125	6217	141	11
1992	.980	162	4342	1748	122	6212	164	14
1993	.984	162	4336	1709	97	6142	150	14
1994	.982	115	3095	1253	80	4428	102	5
1995	.984	144	3864	1660	90	5614	168	11
1996	.982	161	4350	1704	111	6165	184	11
1997	.985	161	4329	1630	91	6050	168	14
1998	.980	161	4309	1689	125	6123	172	11
1999	.980	161	4262	1727	125	6114	188	10
2000	.983	162	4318	1751	102	6171	185	7
2001	.981	162	4320	1801	117	6238	204	10
2002	.979	162	4323	1702	130	6155	153	8
2003	.982	162	4316	1704	108	6128	143	8
2004	.978	162	4261	1635	131	6027	169	17
2005	.979	162	4240	1646	125	6011	163	5
2006	.984	162	4279	1660	98	6037	189	10
2007	.982	162	4312	1553	106	5971	160	5
2008	.984	162	4337	1548	96	5981	159	8

ROYALS

REVIEW

HISTORY

LEAGUES

OPPONENTS

SCOUTING/PLAYER DEV.

MEDIA & MISC.



YEARLY BATTING LEADERS

Average	
1969	Piniella.....282
1970	Piniella.....301
1971	Otis.....301
1972	Piniella.....312
1973	Otis.....300
1974	McRae.....310
1975	Brett.....308
1976	Brett.....*333
1977	Brett, Cowens.....312
1978	Otis.....298
1979	Brett.....329
1980	Brett.....*390
1981	Brett.....314
1982	Wilson.....*332
1983	McRae.....311
1984	Wilson.....301
1985	Brett.....335
1986	Brett.....290
1987	Seitzer.....323
1988	Brett.....306
1989	Seitzer.....281
1990	Brett.....*329
1991	Tartabull.....316
1992	Brett, Jefferies.....285
1993	Joyner.....292
1994	Joyner.....311
1995	Joyner.....310
1996	Offerman.....303
1997	Bell.....291
1998	Offerman.....315
1999	Sweeney.....322
2000	Sweeney.....333
2001	Beltran.....306
2002	Sweeney.....340
2003	Beltran.....307
2004	Berroa.....262
2005	Sweeney.....300
2006	Grudzielanek.....297
2007	Teahen.....285
2008	DeJesus.....307

Games	
1969	Foy, Hernandez.....145
1970	Oliver.....160
1971	Schnal.....161
1972	Piniella.....151
1973	Mayberry.....152
1974	Patek.....149
1975	Brett.....159
1976	Mayberry.....161
1977	Cowens, McRae.....162
1978	McRae.....156
1979	Porter.....157
1980	Wilson.....161
1981	Wilson.....102
1982	McRae.....159
1983	McRae.....157
1984	Motley.....146
1985	Balboni.....160
1986	Wilson.....156
1987	Seitzer.....161
1988	Brett.....157
1989	Seitzer.....160
1990	Seitzer.....158
1991	McRae.....152
1992	Brett, Jefferies.....152
1993	Gagne.....159
1994	McRae.....114
1995	Gaetti.....137
1996	Offerman.....151
1997	King.....155
1998	Damon.....161
1999	Dye.....158
2000	Damon, Sweeney.....159
2001	Beltran.....155
2002	Beltran.....+162
2003	Berroa.....158
2004	Berroa.....134
2005	Berroa.....159
2006	Brown.....147
2007	DeJesus.....157
2008	Guillen.....153

At-Bats	
1969	Foy.....519
1970	Otis.....620
1971	Patek.....591
1972	Piniella.....574
1973	Otis.....583
1974	Otis.....552
1975	Brett.....+634
1976	Brett.....+645
1977	McRae.....641
1978	McRae.....623
1979	Brett.....645
1980	Wilson.....*705
1981	Wilson.....439
1982	McRae.....613
1983	McRae.....589
1984	Wilson.....541
1985	Wilson.....605
1986	Wilson.....631
1987	Seitzer.....641
1988	Wilson.....591
1989	Seitzer.....597
1990	Seitzer.....622
1991	McRae.....629
1992	Jefferies.....604
1993	McRae.....627
1994	Coleman.....438
1995	Gaetti.....514
1996	Offerman.....561
1997	Bell.....573
1998	Damon.....642
1999	Beltran.....663
2000	Damon.....655
2001	Beltran.....617
2002	Beltran.....637
2003	Ibanez.....608
2004	Berroa.....512
2005	Berroa.....608
2006	Grudzielanek.....548
2007	DeJesus.....605
2008	Guillen.....598

Runs	
1969	Foy.....72
1970	Otis.....91
1971	Patek.....86
1972	Otis.....75
1973	Otis.....89
1974	Otis.....87
1975	Mayberry.....95
1976	Brett.....94
1977	Brett.....105
1978	McRae.....90
1979	Brett.....119
1980	Wilson.....*133
1981	Wilson.....54
1982	Brett.....101
1983	Brett, Wilson.....90
1984	Wilson.....101
1985	Brett.....108
1986	Smith.....80
1987	Seitzer.....105
1988	Brett, Seitzer.....90
1989	Jackson.....86
1990	Seitzer.....91
1991	McRae.....86
1992	Jefferies, Joyner.....66
1993	Joyner.....83
1994	McRae.....71
1995	Gaetti.....76
1996	Offerman.....85
1997	Bell.....89
1998	Damon.....104
1999	Beltran.....112
2000	Damon.....*126
2001	Beltran.....106
2002	Beltran.....114
2003	Beltran.....102
2004	Berroa.....72
2005	Brown.....75
2006	Grudzielanek.....85
2007	DeJesus.....101
2008	Gordon.....72

Hits	
1969	Piniella.....139
1970	Otis.....176
1971	Otis.....167
1972	Piniella.....179
1973	Otis.....175
1974	McRae.....167
1975	Brett.....+195
1976	Brett.....+215
1977	McRae.....191
1978	McRae.....170
1979	Brett.....*212
1980	Wilson.....*230
1981	Wilson.....133
1982	Wilson.....194
1983	McRae.....183
1984	Wilson.....163
1985	Brett.....184
1986	Wilson.....170
1987	Seitzer.....+207
1988	Brett.....180
1989	Seitzer.....168
1990	Brett.....179
1991	McRae.....164
1992	Jefferies.....172
1993	McRae.....177
1994	McRae.....119
1995	Joyner.....144
1996	Offerman.....170
1997	Bell.....167
1998	Offerman.....191
1999	Randa.....197
2000	Damon.....214
2001	Beltran.....189
2002	Beltran.....174
2003	Ibanez.....179
2004	Randa.....139
2005	Berroa.....164
2006	Grudzielanek.....163
2007	DeJesus.....157
2008	DeJesus.....159

Doubles	
1969	Piniella.....21
1970	Otis.....+36
1971	Schnal.....31
1972	Piniella.....*33
1973	Rojas.....29
1974	McRae.....36
1975	Mayberry, McRae.....38
1976	Otis.....*40
1977	McRae.....*54
1978	Brett.....*45
1979	Brett.....42
1980	McRae.....39
1981	Brett.....27
1982	McRae.....+46
1983	McRae.....41
1984	Slaught.....27
1985	Brett.....38
1986	White.....37
1987	Seitzer.....33
1988	Brett.....42
1989	Eisenreich.....33
1990	Brett.....+45
1991	Brett.....40
1992	Jefferies, Joyner.....36
1993	Joyner.....36
1994	Jose.....28
1995	Joyner.....28
1996	Lockhart, Offerman.....33
1997	King.....30
1998	Damon.....30
1999	Dye, Sweeney.....44
2000	Damon.....42
2001	Sweeney.....46
2002	Beltran.....44
2003	Ibanez.....33
2004	Randa.....31
2005	Sweeney.....39
2006	Brown.....41
2007	Gordon.....36
2008	Guillen.....42

* League Leader

+ Tied for League Lead

Single Season averages based on a minimum 502 plate appearances

YEARLY BATTING LEADERS (CONT.)



Triples

1969	Piniella	6
1970	Otis	9
1971	Patek	*11
1972	3 Tied	4
1973	Patek	5
1974	Otis	9
1975	Brett	*13
1976	Brett	*14
1977	Cowens	14
1978	Brett, Cowens	8
1979	Brett	*20
1980	Wilson	*15
1981	Brett, Wilson	7
1982	Wilson	*15
1983	Wilson	8
1984	Wilson	9
1985	Wilson	*21
1986	Smith, Wilson	7
1987	Wilson	*15
1988	Wilson	*11
1989	3 Tied	7
1990	Brett, Eisenreich	7
1991	McRae	9
1992	Brett, McRae	5
1993	McRae	9
1994	Coleman	12
1995	Nunnally	6
1996	Offerman	8
1997	Damon	8
1998	Offerman	*13
1999	Damon, Febles	9
2000	Damon	10
2001	Beltran	12
2002	Beltran	7
2003	Beltran	10
2004	Berroa	6
2005	DeJesus	6
2006	DeJesus, Teahen	7
2007	DeJesus	9
2008	DeJesus	7

Home Runs

1969	Kirkpatrick	14
1970	Oliver	27
1971	Otis	15
1972	Mayberry	25
1973	Mayberry, Otis	26
1974	Mayberry	22
1975	Mayberry	34
1976	Otis	18
1977	Cowens, Mayberry	23
1978	Otis	22
1979	Brett	23
1980	Brett	24
1981	Aikens	17
1982	McRae	27
1983	Brett	25
1984	Balboni	28
1985	Balboni	36
1986	Balboni	29
1987	Tartabull	34
1988	Tartabull	26
1989	Jackson	32
1990	Jackson	28
1991	Tartabull	31
1992	MacFarlane	17
1993	MacFarlane	20
1994	Hamelin	24
1995	Gaetti	35
1996	Paquette	22
1997	Davis	30
1998	Palmer	34
1999	Dye	27
2000	Dye	33
2001	Sweeney	29
2002	Beltran	29
2003	Beltran	26
2004	Sweeney	22
2005	Sweeney	21
2006	Teahen	18
2007	Buck	18
2008	Guillen	20

* League Leader

RBI

1969	Foy	71
1970	Oliver	99
1971	Otis	79
1972	Mayberry	100
1973	Mayberry	100
1974	McRae	88
1975	Mayberry	106
1976	Mayberry	95
1977	Cowens	112
1978	Otis	96
1979	Porter	112
1980	Brett	118
1981	Otis	57
1982	McRae	*133
1983	Brett	93
1984	Balboni	77
1985	Brett	112
1986	Balboni	88
1987	Tartabull	101
1988	Brett	103
1989	Jackson	105
1990	Brett	87
1991	Tartabull	100
1992	Jefferies	75
1993	Brett	75
1994	Hamelin	65
1995	Gaetti	96
1996	Paquette	67
1997	King	112
1998	Palmer	119
1999	Dye	119
2000	Sweeney	144
2001	Beltran	101
2002	Beltran	105
2003	Beltran	100
2004	Sweeney	79
2005	Brown	86
2006	Brown	81
2007	Brown	62
2008	Guillen	97

Stolen Bases

1969	Kelly	40
1970	Kelly	34
1971	Otis	*52
1972	Patek	33
1973	Patek	36
1974	Patek	33
1975	Otis	39
1976	Patek	51
1977	Patek	*53
1978	Wilson	46
1979	Wilson	*83
1980	Wilson	79
1981	Wilson	34
1982	Wilson	37
1983	Wilson	59
1984	Wilson	47
1985	Wilson	43
1986	Wilson	34
1987	Wilson	59
1988	Wilson	35
1989	Eisenreich	27
1990	Wilson	24
1991	McRae	19
1992	Jefferies	19
1993	Jose	31
1994	Coleman	50
1995	Goodwin	50
1996	Goodwin	66
1997	Goodwin	50
1998	Offerman	45
1999	Damon	36
2000	Damon	*46
2001	Beltran	31
2002	Beltran	35
2003	Beltran	41
2004	Beltran, Berroa	14
2005	Brown	10
2006	Gathright, Teahen	10
2007	Gordon	14
2008	Gathright	21

*Tied for League Lead

Walks

1969	Fiore	84
1970	Kelly	76
1971	Schaal	103
1972	Mayberry	78
1973	Mayberry	*122
1974	Mayberry, Patek	77
1975	Mayberry	*119
1976	Mayberry	82
1977	Mayberry	83
1978	Porter	75
1979	Porter	*121
1980	Porter	69
1981	Aikens	62
1982	Brett	71
1983	Brett	57
1984	Balboni	45
1985	Brett	103
1986	Brett	80
1987	Seitzer	80
1988	Brett	82
1989	Seitzer	102
1990	Seitzer	67
1991	Gibson	69
1992	McReynolds	67
1993	Joyner	66
1994	Hamelin	56
1995	Joyner	69
1996	Offerman	74
1997	King	89
1998	Offerman	89
1999	Damon	67
2000	Sweeney	71
2001	Sweeney	64
2002	Beltran	71
2003	Beltran	72
2004	Stairs	49
2005	Stairs	60
2006	Brown	59
2007	DeJesus	64
2008	Gordon	66

Total Bases

1969	Piniella	205
1970	Oliver	276
1971	Otis	246
1972	Mayberry	255
1973	Otis	282
1974	McRae	256
1975	Mayberry	303
1976	Brett	*298
1977	McRae	330
1978	McRae	267
1979	Brett	363
1980	Brett	298
1981	Brett	168
1982	McRae	332
1983	McRae	272
1984	Motley	230
1985	Brett	322
1986	White	263
1987	Tartabull	315
1988	Brett	300
1989	Jackson	255
1990	Brett	280
1991	Tartabull	287
1992	Jefferies	244
1993	McRae	259
1994	Hamelin	187
1995	Gaetti	266
1996	Offerman	234
1997	Bell	264
1998	Palmer	292
1999	Dye	320
2000	Dye	337
2001	Beltran	317
2002	Beltran	319
2003	Ibanez	276
2004	Sweeney	207
2005	Brown	248
2006	Brown	241
2007	DeJesus	225
2008	Guillen	262

ROYALS

REVIEW

HISTORY

RECORDS

OPPONENTS

SCOUTING/PLAYER DEV.

MEDIA & MISC.



YEARLY PITCHING LEADERS

Wins

1969	Bunker	12
1970	Rooker	10
1971	Drago	17
1972	Drago, Splitteroff	12
1973	Splitteroff	20
1974	Busby	22
1975	Busby	18
1976	Leonard	17
1977	Leonard	20
1978	Leonard	21
1979	Splitteroff	15
1980	Leonard	20
1981	Leonard	13
1982	Gura	18
1983	Splitteroff	13
1984	Black	17
1985	Saberhagen	20
1986	Leibrandt	14
1987	Saberhagen	18
1988	Gubicza	20
1989	Saberhagen	*23
1990	Farr	13
1991	Appier, Saberhagen	13
1992	Appier	15
1993	Appier	18
1994	Cone	16
1995	Appier	15
1996	Belcher	15
1997	Belcher	13
1998	Belcher	14
1999	Rosado, Suppan	10
2000	Suppan	10
2001	Suppan	10
2002	Byrd	17
2003	May	10
2004	Gobble, May	9
2005	Hernandez	8
2006	Redman	11
2007	Bannister	12
2008	Meche	14

Losses

1969	Rooker	16
1970	Drago, Rooker	15
1971	Drago	11
1972	Drago	17
1973	Busby	15
1974	Splitteroff	19
1975	Busby, Fitzmorris	12
1976	Pattin	14
1977	Colborn	14
1978	Leonard	17
1979	Splitteroff	17
1980	Leonard, Splitteroff	11
1981	Leonard	11
1982	Blue, Gura	12
1983	Gura	18
1984	Gubicza	14
1985	Black	15
1986	Leonard	13
1987	Gubicza, Jackson	18
1988	Saberhagen	16
1989	Gubicza, Leibrandt	11
1990	Gordon	11
1991	Gordon	14
1992	Gordon	10
1993	Cone	14
1994	Gubicza	9
1995	Gubicza	14
1996	Haney	14
1997	Appier	13
1998	Rusch	15
1999	Rosado	14
2000	Reichert, Suzuki	10
2001	Durbin	16
2002	Suppan	16
2003	May	8
2004	May	*19
2005	Greinke	17
2006	Hernandez, Redman	10
2007	Meche	13
2008	Bannister	16

ERA

1969	Bunker	3.23
1970	Johnson	3.07
1971	Hedlund	2.71
1972	Nelson	2.08
1973	Splitteroff	3.98
1974	Fitzmorris	2.79
1975	Busby	3.08
1976	Fitzmorris	3.06
1977	Leonard	3.04
1978	Gura	2.72
1979	Leonard	4.08
1980	Gura	2.95
1981	Gura	2.72
1982	Blue	3.78
1983	Gura	4.90
1984	Black	3.12
1985	Leibrandt	2.69
1986	Jackson	3.20
1987	Saberhagen	3.36
1988	Gubicza	2.70
1989	Saberhagen	*2.16
1990	Appier	2.76
1991	Saberhagen	3.07
1992	Appier	2.46
1993	Appier	*2.56
1994	Cone	2.94
1995	Gubicza	3.75
1996	Appier	3.62
1997	Appier	3.40
1998	Belcher	4.27
1999	Rosado	3.85
2000	Suzuki	4.34
2001	Suppan	4.37
2002	Byrd	3.90
2003	May	3.77
2004	May	5.61
2005	Greinke	5.80
2006	Redman	5.71
2007	Meche	3.67
2008	Greinke	3.47

Games

1969	Drabowsky	52
1970	Wright	47
1971	Burgmeier	67
1972	Burgmeier	51
1973	Bird	54
1974	Bird	55
1975	Bird	51
1976	Littell	60
1977	Bird	53
1978	Hrabosky	58
1979	Hrabosky	58
1980	Quisenberry	*75
1981	Quisenberry	40
1982	Quisenberry	72
1983	Quisenberry	*69
1984	Quisenberry	72
1985	Quisenberry	*84
1986	Quisenberry	62
1987	Gleaton	48
1988	Farr	62
1989	Montgomery	63
1990	Montgomery	73
1991	Montgomery	67
1992	Montgomery	65
1993	Montgomery	69
1994	Brewer	50
1995	Montgomery	54
1996	Pichardo	57
1997	Montgomery	55
1998	Service	73
1999	Service	68
2000	Bottalico	62
2001	Grimsley	73
2002	Grimsley	70
2003	Grimsley	76
2004	Cerda	53
2005	MacDougal	68
2006	Burgos	68
2007	Gobble	74
2008	R. Ramirez	71

Starts

1969	Bunker	31
1970	Drago	34
1971	Drago	34
1972	Drago, Splitteroff	33
1973	Splitteroff	38
1974	Busby	38
1975	Fitzmorris	35
1976	Leonard	34
1977	Leonard, Splitteroff	37
1978	Leonard	+40
1979	Splitteroff	35
1980	Leonard	*38
1981	Leonard	+26
1982	Gura	37
1983	Gura	31
1984	Black	35
1985	Black, Leibrandt	33
1986	Leibrandt	34
1987	Gubicza, Leibrandt	35
1988	3 Tied	35
1989	Gubicza	+36
1990	Gordon	32
1991	Appier	31
1992	Appier	30
1993	Appier, Cone	34
1994	Gordon	24
1995	Gubicza	*33
1996	Belcher, Haney	35
1997	Appier	34
1998	Belcher	34
1999	Rosado	33
2000	Suppan	33
2001	Suppan	34
2002	Byrd, Suppan	33
2003	May	32
2004	May	31
2005	Greinke	33
2006	Redman	29
2007	Meche	+34
2008	Meche	+34

Complete Games

1969	Bunker, Drago	10
1970	Johnson	10
1971	Drago	15
1972	Splitteroff	12
1973	Splitteroff	12
1974	Busby	20
1975	Busby	18
1976	Leonard	16
1977	Leonard	21
1978	Leonard	20
1979	Leonard	12
1980	Gura	16
1981	Gura	12
1982	Gura	8
1983	Gura	5
1984	Black	8
1985	Saberhagen	10
1986	Leibrandt	8
1987	Saberhagen	15
1988	Saberhagen	9
1989	Saberhagen	*12
1990	Gordon	6
1991	Saberhagen	7
1992	Appier	3
1993	Cone	6
1994	Cone	4
1995	Appier	4
1996	Appier	5
1997	Appier	4
1998	Belcher, Rosado	2
1999	Rosado	5
2000	Suppan	3
2001	Durbin	2
2002	Byrd	*7
2003	Anderson, May, Wright	2
2004	May	3
2005	Greinke	2
2006	Redman	2
2007	Bannister, Meche	1
2008	Bannister, Greinke	1

* League Leader

+Tied for League Lead

Single Season ERA based on a minimum 162 Innings pitched

YEARLY PITCHING LEADERS (CONT.)



Shutouts

1969	Butler	4
1970	Rooker	3
1971	Drago	4
1972	Nelson	6
1973	Spittorff	3
1974	Fitzmorris	4
1975	Busby, Fitzmorris, Spittorff	3
1976	Leonard, Fitzmorris	2
1977	Leonard	5
1978	Leonard	4
1979	Leonard	5
1980	Gura	4
1981	Gura, Leonard	2
1982	Gura	3
1983	Perry, Rasmussen	1
1984	Gubicza	2
1985	Gubicza, Leibrandt	3
1986	Gubicza, Leonard, Saberhagen	2
1987	Saberhagen	4
1988	Gubicza	4
1989	Saberhagen	4
1990	Appier	3
1991	Appier	3
1992	5 pitchers	1
1993	Appier, Cone, Haney	1
1994	Cone	3
1995	Gubicza	2
1996	5 pitchers	1
1997	Appier, Belcher	1
1998	Rapp, Rosado, Rusch	1
1999	Suppan, Witasick	1
2000	Reichert, Suppan, Suzuki	1
2001	None	0
2002	Byrd	2
2003	Anderson, May, Wright	1
2004	Anderson, May	1
2005	None	0
2006	Hernandez, Redman	1
2007	None	0
2008	None	0

Saves

1969	Drabowsky	11
1970	Abernathy	12
1971	Abernathy	23
1972	Burgmeier	9
1973	Bird	20
1974	Bird	10
1975	Bird	11
1976	Littell	16
1977	Bird	14
1978	Hrabosky	20
1979	Hrabosky	11
1980	Quisenberry	*33
1981	Quisenberry	18
1982	Quisenberry	*35
1983	Quisenberry	*45
1984	Quisenberry	*44
1985	Quisenberry	*37
1986	Quisenberry	12
1987	Garber, Quisenberry	8
1988	Farr	20
1989	Farr, Montgomery	18
1990	Montgomery	24
1991	Montgomery	33
1992	Montgomery	39
1993	Montgomery	*45
1994	Montgomery	27
1995	Montgomery	31
1996	Montgomery	24
1997	Montgomery	14
1998	Montgomery	36
1999	Montgomery	12
2000	Bottalico	16
2001	Hernandez	28
2002	Hernandez	26
2003	MacDougal	27
2004	Affeldt	13
2005	MacDougal	21
2006	Burgos	18
2007	Soria	17
2008	Soria	42

* League Leader

Innings Pitched

1969	Bunker	222.2
1970	Drago	240.0
1971	Drago	241.1
1972	Drago	239.1
1973	Spittorff	262.0
1974	Busby	292.1
1975	Busby	260.1
1976	Leonard	259.0
1977	Leonard	292.2
1978	Leonard	294.2
1979	Spittorff	240.0
1980	Gura	283.1
1981	Leonard	*201.2
1982	Gura	248.0
1983	Gura	240.1
1984	Black	257.0
1985	Leibrandt	232.2
1986	Leibrandt	231.1
1987	Saberhagen	257.0
1988	Gubicza	269.2
1989	Saberhagen	*262.1
1990	Gordon	195.1
1991	Appier	207.2
1992	Appier	208.1
1993	Cone	254.0
1994	Cone	171.2
1995	Gubicza	213.1
1996	Belcher	238.2
1997	Appier	235.2
1998	Belcher	234.0
1999	Suppan	208.2
2000	Suppan	217.0
2001	Suppan	218.1
2002	Byrd	228.1
2003	May	210.0
2004	May	186.0
2005	Greinke	183.0
2006	Redman	167.0
2007	Meche	216.0
2008	Meche	210.1

Strikeouts

1969	Butler	156
1970	Johnson	206
1971	Drago	109
1972	Spittorff	140
1973	Busby	174
1974	Busby	198
1975	Busby	160
1976	Leonard	150
1977	Leonard	244
1978	Leonard	183
1979	Leonard	126
1980	Leonard	155
1981	Leonard	107
1982	Blue	103
1983	Spittorff	161
1984	Black	140
1985	Saberhagen	158
1986	Gubicza	118
1987	Gubicza	166
1988	Gubicza	183
1989	Saberhagen	193
1990	Gordon	175
1991	Gordon	167
1992	Appier	150
1993	Cone	191
1994	Appier	145
1995	Appier	185
1996	Appier	207
1997	Appier	196
1998	Rosado	135
1999	Rosado	141
2000	Suzuki	135
2001	Suppan	120
2002	Byrd	129
2003	May	115
2004	May	120
2005	Greinke	114
2006	Gobble	80
2007	Meche	157
2008	Greinke/Meche	183

≠Tied for League Lead

Walks

1969	Butler	91
1970	Rooker	102
1971	Hedlund	72
1972	Spittorff	67
1973	Busby	105
1974	Busby	92
1975	Leonard	90
1976	Leonard	70
1977	Spittorff	83
1978	Gale	100
1979	Gale	99
1980	Leonard	80
1981	Leonard	41
1982	Blue	80
1983	Gura	76
1984	Gubicza	75
1985	Gubicza	77
1986	Gubicza	84
1987	Gubicza	120
1988	Gubicza	83
1989	Gordon	86
1990	Gordon	99
1991	Gordon	87
1992	Appier	68
1993	Cone	114
1994	Gordon	87
1995	Gordon	89
1996	Appier	75
1997	Appier	74
1998	Rapp	107
1999	Witasick	83
2000	Suzuki	94
2001	Stein	79
2002	Suppan	68
2003	May	53
2004	May	55
2005	Hernandez	70
2006	Redman	63
2007	Meche	62
2008	Meche	73

Home Runs

1969	Bunker	29
1970	Drago	20
1971	Hedlund	15
1972	Drago	22
1973	Spittorff	19
1974	Spittorff	23
1975	Briles	19
1976	Bird	17
1977	Colborn	12
1978	Leonard	27
1979	Leonard	33
1980	Leonard	30
1981	Leonard	15
1982	Gura	31
1983	Gura	23
1984	Gura	26
1985	Saberhagen	19
1986	Leonard	22
1987	Saberhagen	27
1988	Bannister	22
1989	Leibrandt, Saberhagen	13
1990	Gordon	17
1991	Gordon	16
1992	Appier, Reed	10
1993	Cone	20
1994	Cone, Gordon	15
1995	Gubicza	21
1996	Haney	29
1997	Belcher	31
1998	Belcher	37
1999	Suppan	28
2000	Suppan	36
2001	Durbin, Suppan, Wilson	26
2002	Byrd	36
2003	May	31
2004	May	38
2005	Lima	31
2006	Elarton	26
2007	Meche	22
2008	Bannister	29

ROYALS

REVIEW

HISTORY

RECORDS

OPPONENTS

SCOUTING/PLAYER DEV.

MEDIA & MISC.



SINGLE SEASON RECORDS

(Does not include strike-shortened season yearly totals)

Club Season Records

Best Record, Overall.....	102-60	1977
Worst Record, Overall.....	56-106	2005
Most Games Won.....	102	1977
Most Games Lost.....	106	2005
Highest Winning Percentage.....	.630	1977
Lowest Winning Percentage.....	.346	2005
Best Record, Home.....	56-25 (2x)	1978, 1982
Worst Record, Home.....	29-51	1998
Best Record, Away.....	48-33	1980
Worst Record, Away.....	22-59	2005
Wins Over One Club, Home.....	8 (3x)	Minnesota (1975); Texas (1975); Detroit (2001)
Losses to One Club, Home.....	9	Detroit (2006)
Wins Over One Club, Away.....	8 (3x)	Chicago (1975); California (1975); Cleveland (2003)
Losses to One Club, Away.....	8 (5x)	Minnesota (1970); Oakland (1975); Chicago (2004); Minnesota (2004); Chicago (2005)
Most Total Wins Over One Club.....	14 (3x)	California (1975); Texas (1975); Detroit (2003)
Most Total Losses to One Club.....	14 (3x)	Chicago (2001); Minnesota (2002); Detroit (2006)
Most Shutouts Participated.....	33	1971
Most Shutouts Won.....	16	1972
Most Shutouts Lost.....	18 (2x)	1971, 1989
Most Shutouts Won, Home.....	13	1972
Most Shutouts Lost, Home.....	9	1971
Most Shutouts Won Away.....	9	1977
Most Shutouts Lost, Away.....	10 (2x)	1972, 1989
Most Shutouts Over One Team.....	4	Milwaukee (1974)
Most Shutouts by Opponent.....	4 (4x)	Baltimore (1971); Chicago (1971); Texas (1973); Minnesota (2004)
Best Winning Percentage, Season Series.....	1.000	vs. Baltimore (12-0) (1988)
Most One-Run Games Played.....	70	1993
Most One-Run Games Won.....	38	1993
Fewest One-Run Games Won.....	11 (2x)	1999, 2001
Most One-Run Games Lost.....	33	1970
Fewest One-Run Games Lost.....	12	1980
Most One-Run Victories, Home.....	21 (2x)	1977, 1993
Fewest One-Run Victories, Home.....	4	1998
Most One-Run Victories, Away.....	17	1993
Fewest One-Run Victories, Away.....	1	2001
Most One-Run Losses, Home.....	16 (2x)	1993, 2005
Fewest One-Run Losses, Home.....	4 (2x)	2001, 2004
Most One-Run Losses, Away.....	22	1971
Fewest One-Run Losses, Away.....	6	1980
Best Homestand (9+ games).....	8-1 (2x)	Sept. 14-21, 1977; July 19-27, 1978
Fewer than 9 games.....	8-0	Sept. 2-8, 1985;
.....	7-0	June 2-8, 1988;
.....	5-0	March 31-April 6, 2003
Worst Homestand (10+ games).....	2-11	Aug. 26-Sept. 8, 1974
9 games or less.....	0-8	Aug. 5-14, 2005
Most Games Won, Homestand.....	12	July 25-Aug. 7, 1994 (12-2)
Most Games Lost, Homestand.....	11	Aug. 26-Sept. 8, 1974 (2-11)
Best Trip.....	7-0	Sept. 5-11, 1977
Fewer than 7 games.....	3-0 (4x)	April 13-15, 1973; Aug. 18-20, 1980; Sept. 28-30, 1981; July 28-30, 2008;
Worst Trip (7+ games).....	0-9 (3x)	June 27-July 6, 1986; April 14-23, 2000;

SINGLE SEASON RECORDS (CONT.)



Fewer than 7 games	0-6 (5x)	April 11-19, 2006 Sept. 22-28, 1980; April 6-12, 1992; June 30-July 6, 1997; July 23-28, 2002; May 12-18, 2006
Most Games Won, Trip	10	Aug. 29-Sept. 10, 1975 (10-5)
Most Games Lost, Trip	11	Aug. 28-Sept. 9, 1990 (2-11)
Most Extra-Inning Games, Played	22	1970
Most Extra-Inning Games, Won	14	1970
Most Extra-Inning Games, Lost	12 (2x)	1969, 2002
Best Extra-Inning Record	12-5	1975
Most Doubleheaders Won	7 (2x)	1970, 1971
Best Doubleheader Record	5-1-3	1973
Most 1-0 Victories	5	1972
Most 1-0 Losses	4 (3x)	1971, 1989, 1992
Most Wins vs. RHP Starters	71	1977
Most Losses vs. RHP Starters	80	1999
Most Wins vs. LHP Starters	41	1980
Most Losses vs. LHP Starters	38	2005
Most Players Used, Season	58	2004
Fewest Players Used, Season	32	1975
Most Pitchers Used, Season	31	2006
Fewest Pitchers Used, Season	13 (4x)	1974, 1977, 1984, 1986

Club Batting-Season

Highest Batting Average	288	2000
Lowest Batting Average	240	1969
Most At Bats	5,714	1980
Fewest At Bats	5,295 in 162 games	1971
	5,167 in 154 games	1972
Most Runs	879	2000
Fewest Runs	586 in 162 games	1969
	580 in 154 games	1972
Most Opponent Runs	971	2006
Fewest Opponent Runs	566 in 162 games	1971
	545 in 154 games	1972
Most Total Bases	2,440	1977
Fewest Total Bases	1,848 in 162 games	1969
	1,823 in 154 games	1972
Most Hits	1,644	2000
Fewest Hits	1,311	1969
Most Singles	1,193	1980
Fewest Singles	920	1985
Most Doubles	335	2006
Fewest Doubles	179	1969
Most Triples	79	1979
Fewest Triples	27	2000
Most Home Runs	168	1987
Fewest Home Runs	65	1976
Most Home Runs, Home	88 (2x)	1997, 2002
Fewest Home Runs, Home	23	1971
Most Home Runs, Away	95	1987
Fewest Home Runs, Away	28	1976
Runs Batted In	831	2000
Highest Slugging Percentage	436	1977
Lowest Slugging Percentage	338	1969
Most Stolen Bases	218	1976
Most Times Caught Stealing	106	1976
Most Times Stole Home	9	1996
Most Times GDP	156	1999
Fewest Times GDP	95	1978
Most Sacrifice Hits	72	1972
Most Sacrifice Flies	76	1979
Most Grand Slams	7 (2x)	1991, 2004
Most Pinch Hit At Bats	231	1969
Most Pinch Hits	49	1991
Fewest Pinch Hits	8	2004
Most Pinch Hit RBI	33	1977
Best Pinch Hit Average	303	1983
Most Pinch Hit Home Runs	6	1995
Most DH Hits	205	1977
Fewest DH Hits	129	1987

ROYALS
REVIEW
HISTORY

RECORDS

OPPONENTS

SCOUTING/PLAYER DEV.

MEDIA & MISC.



SINGLE SEASON RECORDS (CONT.)

Most DH RBI	136	1982
Best DH Average313 (2x)	1982, 1983
Most Strikeouts	1,069	2007
Fewest Strikeouts	644	1978
Most Walks	644	1973
Fewest Walks	392	2008
Most Runners LOB	1,209	1980
Fewest Runners LOB	1,057	1985
Most Times HBP	89	2007
Fewest Times HBP	21	1970

Club Pitching-Season

Lowest ERA	3.21	1976
Highest ERA	5.65	2006
Most Complete Games	54	1974
Fewest Complete Games	2	2007, 2008
Most Strikeouts	1,085	2008
Fewest Strikeouts	593	1983
Most Walks	693	2000
Fewest Walks	433 in 162 games	1984
	405 in 154 games	1972
Games With No Walks	17 (2x)	1992, 1996
Most Hits	1,648	2006
Fewest Hits	1,301 in 162 games	1971
	1,293 in 154 games	1972
Most Runs	971	2006
Fewest Runs	566 in 162 games	1971
	545 in 154 games	1972
Most Saves	50	1984
Fewest Saves	17	1974

Club Fielding-Season

Highest Fielding Percentage985	1997
Lowest Fielding Percentage974 (2x)	1973, 1983
Fewest Errors	91	1997
Most Errors	167	1973
Most Double Plays	204	2001
Fewest Double Plays	114	1969
Five or More Double Plays, Game	3	1971 (Tied AL Record)
Most Errorless Games	95	1993
Fewest Passed Balls	3	1984

Individual Batting-Season

Highest Average390	George Brett (1980)
Highest Slugging Percentage664	George Brett (1980)
Most Games Played	162 (3x)	Al Cowens (1977)
		Hal McRae (1977)
		Carlos Beltran (2002)
Most Games Played by Rookie	161	Kevin Seitzer (1987)
Most At Bats	705	Willie Wilson (1980)
Most Plate Appearances	745	Willie Wilson (1980)
Most Runs	136	Johnny Damon (2000)
Most Hits	230	Willie Wilson (1980)
RH Batter	207	Kevin Seitzer (1987)
LH Batter	215	George Brett (1976)
Switch Hitter	230	Willie Wilson (1980)
At Home	121	George Brett (1979)
On Road	120	Willie Wilson (1980)
Most Total Bases	363	George Brett (1979)
Most Singles	184	Willie Wilson (1980)
Most Doubles	54	Hal McRae (1977)
Most Triples	21	Willie Wilson (1985)
Most Home Runs:		
RH Batter	36	Steve Balboni (1985)
LH Batter	34	John Mayberry (1975)
Home	21 (2x)	Chili Davis (1997)
		Dean Palmer (1998)
Road	23	John Mayberry (1975)
Most Extra-Inning Home Runs	3	Raul Ibanez (2002)
Most Grand Slams	3	Danny Tartabull (1988)

SINGLE SEASON RECORDS (CONT.)



Most RBI.....	144	Mike Sweeney (2000)
Most Multi-Hit Games.....	71	Willie Wilson (1980)
Most Games, 3+ Hits.....	29	George Brett (1976)
Most Games, 4+ Hits.....	9	Johnny Damon (2000)
Best Pinch Hit Average (min. 10 at bats).....	.550	Kevin Seitzer (11-for-20) (1991)
Most Pinch Hits.....	15	Hal McRae (1986)
Most Stolen Bases.....	83	Willie Wilson (1979)
Most Strikeouts.....	172	Bo Jackson (1989)
Fewest Strikeouts (min. 502 plate appearances).....	22	George Brett (1980)
Most Walks.....	122	John Mayberry (1973)
Most Intentional Walks.....	31	George Brett (1985)
Most Sacrifice Hits.....	21	Tom Goodwin (1996)
Most Sacrifice Flies.....	13 (3x)	Darrell Porter (1979)
		Dean Palmer (1998)
		Mike Sweeney (2000)
Most Times HBP.....	23	David DeJesus (2007)
Most Times GDP.....	26	John Wathan (1982)
Fewest Times GDP.....	1	Willie Wilson (1979)

Individual Fielding-Season

Double Plays by Position:		
First Baseman.....	156	John Mayberry (1973)
Second Baseman.....	123	Frank White (1983)
Shortstop.....	115	Fred Patek (1973)
Third Baseman.....	34	Mark Teahen (2006)
Outfielder.....	7	Mark Teahen (2007)
Catcher.....	15	Darrell Porter (1979)
Pitcher.....	9	Dick Drago (1971)
Assists:		
Pitcher.....	55	Charlie Leibrandt (1987)
Catcher.....	68 (2x)	Darrell Porter (1979)
		Mike MacFarlane (1993)
First baseman.....	147	Jeff King (1997)
Second baseman.....	490	Frank White (1985)
Third baseman.....	373	George Brett (1979)
Shortstop.....	510	Freddie Patek (1972)
Outfielder.....	17 (2x)	Jermaine Dye (1999)
		Mark Teahen (2007)

Individual Pitching-Season

Games.....	84	Dan Quisenberry (1985)
Games by Rookie.....	68	Mike MacDougal (2003)
Complete Games.....	21	Dennis Leonard (1977)
Starts.....	40	Dennis Leonard (1978)
Games Finished.....	77	Dan Quisenberry (1985)
Shutouts.....	6	Roger Nelson (1972)
Wins.....	23	Bret Saberhagen (1989)
Wins vs. One Club.....	5 (2x)	Paul Splittorff vs. Chicago (5-0) (1973)
		Steve Busby vs. California (5-0) (1974)
Relief Wins.....	12	Dan Quisenberry (1980)
Win Percentage, Starter.....	.793	Bret Saberhagen (23-6) (1989)
Losses.....	19 (2x)	Paul Splittorff (1974)
		Darrell May (2004)
Innings Pitched.....	294.2	Dennis Leonard (1978)
Most Runs Allowed.....	140	Jose Lima (2005)
Most Earned Runs Allowed.....	131	Jose Lima (2005)
Most Hits Allowed.....	284	Steve Busby (1974)
Most Walks Allowed.....	120	Mark Gubicza (1987)
Complete Games, No Walks.....	5	Dick Drago (1971)
Most Strikeouts.....	244	Dennis Leonard (1977)
Best ERA, Starter.....	2.08	Roger Nelson (1972)
Best ERA, Reliever.....	1.37	Jeff Montgomery (1989)
Most HR Allowed.....	38	Darrell May (2004)
Most Saves.....	45 (2x)	Dan Quisenberry (1983)
		Jeff Montgomery (1993)
Most Saves by Rookie.....	27	Mike MacDougal (2003)
Most Saves vs. One Club.....	8	Jeff Montgomery, vs. Milwaukee (1991)
Most Hit Batsmen.....	13 (3x)	Jim Colborn (1977)
		Mike Boddicker (1991)
		Zack Greinke (2005)
Most Wild Pitches.....	18	Dan Reichert (2000)
Most Balks.....	7	Buddy Black (1982)

ROYALS

REVIEW

HISTORY

RECORDS

OPPONENTS

SCOUTING/PLAYER DEV.

MEDIA & MISC.



SINGLE GAME RECORDS

Club General-Game

Players Used.....	27 (ML record)at California, Sept. 10, 1969
Players Used by Opponent.....	27at Minnesota, Sept. 29, 1970 (12 innings)
Players Used, Both Teams.....	42 (A.L. record)Oakland (24) at Kansas City (18), Sept. 20, 1975
Players Used, Both Teams, Extra Innings.....	49Kansas City (22) at Minnesota (27), Sept. 29, 1970 (12 innings)
Longest Game, 9 Innings, Home.....	4:08vs. St. Louis, June 9, 1999
Longest Game, 9 Innings, Away.....	4:01at New York, August 4, 2007
Shortest Game, 9 Innings, Home.....	1:42Seattle, Sept. 26, 1978
Shortest Game, Home.....	1:22Minnesota, July 29, 1987 (5 innings)
Shortest Game, 9 Innings, Away.....	1:35Oakland, Sept. 28, 1971
Shortest Game, Away.....	0:48Baltimore, July 30, 1971 (4 1/2 innings)
Longest Game, Extra Innings, Home.....	6:28Texas, June 6, 1991 (18 innings)
Longest Game, Extra Innings, Away.....	5:21at St. Louis, June 20, 2007 (14 innings)
Shortest Game, Extra Innings, Home.....	2:30 (2x)Oakland, Sept. 17, 1969;
	California, May 14, 1973 (both 10 innings)
Shortest Game, Extra Innings, Away.....	2:01Chicago, Sept. 27, 1973 (10 innings)
Longest Game, Innings, Home.....	18 (2x)Texas, May 17, 1972
	Texas, June 6, 1991
Longest Game, Innings, Away.....	16at New York, Aug. 27, 1972, (2nd game)
Longest 1-0 Win.....	15 inningsvs. Minnesota, May 23, 1981
Longest 1-0 Loss.....	14 inningsat Cleveland, July 23, 1992
Largest Winning Margin.....	21 (26-5)at Detroit, Sept. 9, 2004 (1st game)
Largest Losing Margin.....	18 (3-21)vs. Oakland, June 18, 2000
Largest Shutout Victory.....	16-0vs. Oakland, June 25, 1984
Largest Shutout Loss.....	0-17vs. Detroit, July 20, 1991

Club Batting-Game

Fewest At Bats (non-shortened game).....	20vs. Toronto, April 6, 1989
Runs Scored.....	26at Detroit (5), Sept. 9, 2004 (1st game)
Runs Scored, Opponent.....	22vs. Boston, April 12, 1994
Runs Scored, Both Teams.....	33Boston (22) at Kansas City (11), April 12, 1994
Runs Scored, Two Players.....	10 (2x)Joe Randa (6) and Angel Berroa (4)
	Joe Randa (6); David DeJesus (4) at Detroit, Sept. 9, 2004 (1st game) (tied A.L. record)
Scored in Every Inning.....	vs. Oakland, September 14, 1998
RBI.....	25at Detroit, Sept. 9, 2004 (1st game)
RBI, Opponent.....	21vs. Oakland, June 18, 2000
RBI, Both Teams.....	30 (2x)Boston (19) at Kansas City (11), April 12, 1994
	Kansas City (25) at Detroit (5), Sept. 9, 2004 (1st game)
Hits.....	26at Detroit, Sept. 9, 2004 (1st game)
Hits, Opponent.....	27vs. Detroit, May 27, 2004
Hits, Both Teams.....	40 (2x)Kansas City (20) at Minnesota (20), Sept. 29, 1970
	Kansas City (14) at New York (26), Aug. 27, 1972 (2nd game)
Singles.....	20at Minnesota, June 24, 1990
Singles, Extra Innings.....	21vs. Detroit, July 29 (16 inn.)
Singles, Opponent.....	21at New York, Aug. 27, 1972 (2nd game)
Singles, Both Teams.....	36Kansas City (18) at Minnesota (18), Sept. 29, 1970
Doubles.....	11vs. New York, Aug. 11, 2003
Doubles, Opponent.....	8 (3x)at Seattle, May 11, 1996
	at Seattle, May 12, 1996
	vs. New York, Aug. 11, 2003
Doubles, Both Teams.....	19New York (8) at Kansas City (11), Aug. 11, 2003 (AL Record)
Triples.....	5 (2x)vs. Minnesota, Aug. 7, 1974 (2nd game)
	vs. Chicago, June 4, 1978
Triples, Opponent.....	4Boston, Aug. 24, 1971
Triples, Both Teams.....	6Boston (4) at Kansas City (2), Aug. 24, 1971
Home Runs.....	6 (2x)at Detroit, July 14, 1991
	at Seattle, May 21, 2003
Home Runs, Opponent.....	6 (8x)at Boston, May 28, 1977
	vs. Texas, July 21, 1998
	vs. Minnesota, April 9, 2000
	vs. Tampa Bay, Aug. 10, 2002
	vs. Chicago, July 30, 2003
	at Seattle, Aug. 27, 2004
	vs. Tampa Bay, June 11, 2006
	vs. Oakland, May 10, 2007
Home Runs, Both Teams.....	9 (5x)Kansas City (3) at Boston (6), May 28, 1977
	Kansas City (6) at Detroit (3), July 14, 1991
	Kansas City (3) vs. Minnesota (6), April 9, 2000
	Kansas City (5), Cleveland (4), June 30, 2001
	Kansas City (3) at Seattle (6), Aug. 27, 2004
Back-to-Back-to-Back Home Runs, Both Teams.....	Kansas City vs. Minnesota, April 9, 2000

.....Min-Corey Koskie, Ron Coomer, Jacque Jones-6th inning; KC-Carlos Beltran, Jermaine Dye, Mike Sweeney-8th inning (ML record)

SINGLE GAME RECORDS (CONT.)



Extra Base Hits	12	at Chicago, May 13, 1979 (9 2B, 1 3B, 2 HR)
Extra Base Hits, Opponent	12	at Seattle, May 11, 1996 (8 2B, 4 HR)
Extra Base Hits, Both Teams	21	New York (10) at Kansas City (11), Aug. 11, 2003
Total Bases	37	vs. Minnesota, Sept. 12, 1982 (11 1B, 5 2B, 4 HR)
Total Bases, Opponent	41	vs. Detroit, May 27, 2004 (17 1B, 8 2B, 2 HR)
Hit by Pitch	5	at Texas, Sept. 3, 1989
HBP Both Teams	7	at Texas, Sept. 3, 1989
Left on Base	17	at California, May 26, 1972
LOB, Opponent	18	vs. Cleveland, May 1, 1985
LOB, Both Teams	28	Kansas City (15) at Chicago (13), April 21, 1974
Fewest LOB	0 (3x)	vs. Cleveland, July 18, 1970
		at Pittsburgh, June 2, 2000
		at Minnesota, July 30, 2007
Fewest LOB, Opponent	0 (8x)	latest: vs. Texas, Aug. 20, 2004
Fewest LOB, Both Teams	3 (4x)	latest: at California, Sept. 9, 1985
LOB, Extra Innings	25	vs. Texas, June 6, 1991 (18 innings), AL Record
LOB, Extra Innings, Opponent	20	vs. Texas, June 6, 1991 (18 innings)
LOB, Extra Innings, Both Teams	45	Kansas City (25) vs. Texas (20), June 6, 1991 (18 innings)
Fewest LOB, Extra Innings	3 (3x)	Tied ML Record
		at Boston, June 6, 1969 (11 innings)
		vs. Oakland, Sept. 13, 1971 (11 innings)
		vs. Minnesota, July 10 (12 innings)
Fewest LOB, Extra Innings, Opponent	2	Oakland, June 16, 1969 (2nd game, 12 innings)
Fewest LOB, Extra Innings, Both Teams	6	Kansas City (3) at Boston (3), June 6, 1969 (11 innings)
Pinch-Hitters Used	7 (2x)	vs. Seattle, Sept. 14, 1991
		vs. California, Sept. 28, 1991
Designated Hitters Used	4	vs. Cleveland, Sept. 19, 1997 (2nd game)
Pinch-Runners Used	4	vs. Oakland, Sept. 15, 1977
Catchers Used, Extra Inning Game	4	vs. Chicago (Martinez, Taylor, Healy, Kirkpatrick), Sept. 21, 1973
		(12 innings), (tied Major League record)
Catchers Used, Extra Innings, Both Clubs	6	Chicago (2) vs. Kansas City (4), Sept. 21, 1973
		(12 innings), (tied Major League record)
Strikeouts	18	at Toronto, Aug. 25, 1998
Strikeouts Extra Innings	18	at California, May 8, 1996 (14 innings)
Walks Received	15	at Chicago, Sept. 4, 1975
Intentional Walks Received	5	vs. Detroit, July 14, 1974
Intentional Walks Received Extra Innings	6	vs. Texas, June 6, 1991 (18 innings)
Stolen Bases	8	vs. Baltimore, Aug. 1, 1998

Club Pitching-Game

Pitchers Used	8	at California, Sept. 7, 1975
Pitchers Used, Extra Innings	8 (4x)	vs. Toronto, Aug. 20, 1996 (14 innings)
		vs. Florida, June 10, 2002 (14 innings)
		at Detroit, Oct. 1, 2006 (12 innings)
		at St. Louis, June 20, 2007 (14 innings)
Pitchers Used, Extra Innings, Opponent	8 (4x)	at Seattle, Sept. 20, 1988
		at Anaheim, Sept. 13, 1997
		vs. Detroit, July 21, 1998
		St. Louis, June 20, 2007
Pitchers Used, Both Teams- 9 innings	13 (3x)	Kansas City (7) at Minnesota (6), Sept. 29, 1970
		Kansas City (6) at Minnesota (7), Sept. 17, 1972
		Detroit (8) at Kansas City (5), Sept. 21, 1998
Pitchers Used, Extra Innings Both Teams	16	Kansas City (8) at St. Louis (8), June 20, 2007
Strikeouts	16 (4x)	vs. Chicago, July 9, 1989
		at New York, April 20, 1991
		vs. Texas, May 25, 1994
		at Oakland, Sept. 17, 1999
Strikeouts, Extra Innings	17	vs. Cleveland, May 2, 1970 (17 innings)
Walks	14 (4x)	at Minnesota, Sept. 10, 1976
		at New York, May 14, 1980
		vs. Florida, June 10, 2002
		vs. Minnesota, Aug. 5, 2006
Hit Batsmen:	4 (4x)	vs. Minnesota, April 13, 1971
		at Seattle, Sept. 1, 1990
		vs. Detroit, July 15, 1994 (1st game)
		at New York, April 15, 2000

Club Fielding-Game

Double Plays	6 (2x)	vs. Oakland, May 14, 1971
		at Baltimore, May 6, 1972
Double Plays, Opponent	6	Oakland, Sept. 13, 1970 (1st game)

ROYALS

REVIEW

HISTORY

RECORDS

OPPONENTS

SCOUTING/PLAYER DEV.

MEDIA & MISC.



SINGLE GAME RECORDS (CONT.)

Double Plays, Both Teams	9	Oakland (3) at Kansas City (6), May 14, 1971
Triple Plays	1 (6x)	at Texas, Aug. 13, 1972
		at New York, May 3, 1985
		vs. Boston, July 4, 1988
		vs. Oakland, May 14, 1994
		at Baltimore, April 3, 1996
		vs. Tampa Bay, June 11, 2006
Triple Plays, Opponent	1 (4x)	at Baltimore, Aug. 6, 1969
		at California, June 26, 1970
		vs. Baltimore, June 3, 1977
		at Oakland, June 19, 1979
Errors	8	at Oakland, May 13, 1974
Errors, Opponent	7 (2x)	at Texas, May 24, 1976
		at Oakland, July 24, 1976
Errors, Both Teams	9	Kansas City (2) at Texas (7), May 24, 1976

Individual Batting-Game

Hits	6 (3x)	Bob Oliver at California, May 4, 1969 (4 1B, 2B, HR)
		Kevin Seitzer vs. Boston, Aug. 2, 1987 (3 1B, 2B, 2 HR)
		Joe Randa at Detroit (1st game), Sept. 9, 2004 (5 1B, 2B) (all ties A.L. record)
Hits, Pitcher	3 (2x)	Paul Splittorff vs. Oakland, May 19, 1972
		Steve Busby at California, Sept. 20, 1972
Runs Scored	6	Joe Randa at Detroit, Sept. 9, 2004 (1st game) (tied M.L. record)
At Bats	7	Joe Randa at Detroit, Sept. 9, 2004 (1st game) (tied A.L. record)
At Bats, Extra Innings	8 (9x)	latest: Jose Offerman, Hal Morris and Dean Palmer, vs. Milwaukee, June 10, 1998
Best Perfect Day (box below)	6-for-6 (2x)	Bob Oliver at California, May 4, 1969
		Kevin Seitzer vs. Boston, Aug. 2, 1987
Hit For Cycle	6x	Fred Patek at Minnesota, July 9, 1971
		John Mayberry vs. Chicago, Aug. 5, 1977
		George Brett vs. Baltimore, May 28, 1979 (2 HR)
		Frank White at California, Sept. 26, 1979
		Frank White vs. Detroit, Aug. 3, 1982
		George Brett at Toronto, July 25, 1990
Combined Hits and Runs	12	Joe Randa (6 hits, 6 runs) at Detroit, Sept. 9, 2004 (1st game)
Singles	5 (6x)	George Brett vs. California, Sept. 9, 1976
		Hal McRae at Chicago, Aug. 2, 1980
		Kevin Seitzer at California, July 4, 1991
		Wally Joyner vs. Detroit, July 16, 1994
		Joe Randa at Detroit, Sept. 9, 2004 (1st game)
		Angel Berroa vs. New York, Sept. 13, 2004
Doubles	4	Johnny Damon, vs. Chicago (NL), July 18, 2000
Triples	2 (26x)	latest: Mark Teahen, June 14, 2007 vs. St. Louis

OLIVER AND SEITZER'S 6-FOR-6 DAYS



Bob Oliver
at California Angels
Anaheim Stadium
May 4, 1969

- ▶ 5 singles, home run
- ▶ 2 runs scored, 3 RBI
- ▶ 15-1 Royals win

Kevin Seitzer (pictured left)
vs. Boston Red Sox
Royals Stadium
Aug. 2, 1987

- ▶ 3 singles, double, 2 home runs
- ▶ 4 runs scored, 7 RBI
- ▶ 13-5 Royals win

Kevin Seitzer, seen here at Chicago's Comiskey Park, had a perfect 6-for-6 day on Aug. 2, 1987 vs. Boston.

Photo by Jonathan Daniel/Getty Images

SINGLE GAME RECORDS (CONT.)



Home Runs.....	3 (7x)	John Mayberry at Texas, July 1, 1975 Tony Solaita at California, Sept. 7, 1975 (11 innings) John Mayberry at Toronto, June 1, 1977 George Brett at Texas, July 22, 1979 George Brett at Detroit, April 20, 1983 Bo Jackson at New York, July 17, 1990 Danny Tartabull vs. Oakland, July 6, 1991
Total Bases.....	13 (2x)	George Brett at Detroit, April 20, 1983 (3 HR, 1 1B) Kevin Seitzer vs. Boston, Aug. 2, 1987 (2 HR, 1 2B, 3 1B)
Total Bases, Extra Innings.....	14	George Brett vs. Baltimore, May 28, 1979
Extra Base Hits.....	4 (2x)	Hal McRae vs. Cleveland, Aug. 27, 1974, (1st game) (3 2B, 1HR) Johnny Damon vs. Chicago (NL), July 18, 2000 (4 2B)
Extra Base Hits, Extra Innings.....	4	George Brett vs. Baltimore, May 28, 1979 (1 2B, 1 3B, 2 HR)
RBI.....	7 (11x)	Jerry Grote vs. Seattle, June 3, 1981 Willie Aikens vs. Oakland, Sept. 30, 1982 George Brett at Detroit, April 20, 1983 Frank White vs. Texas, Aug. 19, 1986 Bo Jackson, vs. Detroit, April 14, 1987 Kevin Seitzer vs. Boston, Aug. 2, 1987 Bo Jackson at New York, July 17, 1990 Johnny Damon at California, Aug. 10, 1996 Raul Ibanez vs. Anaheim, July 14, 2002 Mike Sweeney at Detroit, July 22, 2004 Jose Guillen at New York, June 7, 2008
Walks.....	5	Alex Gordon at Oakland, July 30, 2008
Strikeouts.....	5 (3x)	Bo Jackson at New York, April 18, 1987 Greg Gagne vs. Boston, Aug. 28, 1993 Bob Hamelin at Detroit, May 24, 1995 at Toronto
Stolen Bases.....	5	Amos Otis vs. Milwaukee, Sept. 7, 1971
Steal of Home.....	1 (numerous)	latest: Mendy Lopez vs. Oakland, May 31, 2003

Individual Pitching-Game

Strikeouts.....	14	Mark Gubicza, vs. Minnesota, Aug. 27, 1988
Walks.....	9 (3x)	Dick Drago, vs. Milwaukee, May 22, 1970 Dan Reichert, vs. New York, Sept. 7, 2000 Rumelvis Hernandez, vs. Minnesota, Aug. 5, 2006
Home Runs.....	4 (numerous)	latest Zack Greinke, at Chicago, June 3, 2008
Innings.....	12 (5x)	Dick Drago vs. Minnesota, May 24, 1972 Roger Nelson vs. Minnesota, Sept. 9, 1972 Paul Splitteroff vs. Chicago, June 26, 1974 Al Fitzmorris vs. Texas, Sept. 27, 1974 Steve Busby at California, June 25, 1975

Individual Fielding-Game

Double Plays:		
First Baseman.....	6 (2x)	Bob Oliver vs. Oakland, May 14, 1971 John Mayberry at Baltimore, May 6, 1972
Second Baseman.....	5	Donnie Murphy at Chicago, Sept. 24, 2004
Third Baseman.....	3	Paul Schaal vs. Cleveland, April 25, 1971
Shortstop.....	5 (2x)	Fred Patek at Baltimore, May 6, 1972 Fred Patek, vs. Texas, Aug. 2, 1974 (ties AL and ML Records)
Putouts:		
Outfielder.....	10 (2x)	Amos Otis vs. Texas, May 1, 1979 Carlos Beltran, at Chicago, Sept. 17, 1998
First Baseman.....	19 (2x)	Bob Oliver vs. Cleveland, April 24, 1971 Calvin Pickering at Minnesota, Sept. 5, 2004
Putouts, Extra Innings.....	24	John Mayberry vs. Oakland, April 17, 1973 (14 innings)
Putouts, Extra Innings, Catcher.....	17	Jimmy Campanis vs. Cleveland, May 2, 1970, 17 innings (18 total chances)
Assists:		
Second Baseman.....	11	Cookie Rojas at Texas, May 17, 1973
Third Baseman.....	10	George Brett vs. California, July 1, 1979
Shortstop.....	12	Angel Berroa at Minnesota, Sept. 5, 2004
Catcher.....	7	Ed Kirkpatrick at Milwaukee, June 6, 1972
Assists, Extra Innings.....	11 (2x)	Cookie Rojas, April 17, 1973 (14 innings) Frank White, Sept. 21, 1973 (12 innings)
Unassisted Double Play by Outfielder.....	1	Brian McRae at Chicago, Aug. 23, 1992 (Ties Major League record)

ROYALS

REVIEW

HISTORY

RECORDS

OPPONENTS

SCOUTING/PLAYER DEV.

MEDIA & MISC.



DOUBLEHEADER RECORDS

Club General-Doubleheader

Players Used, Both Games, 9 Innings	24 (2x)	at Oakland, Sept. 27, 1977
		vs. Oakland, Sept. 4, 2008
Players Used, Both Games, 9 Innings, Opp.	25	at Chicago, Sept. 21, 1970
Players Used, Both Games, Both Teams	45 (2x)	Kansas City (22) at Cleveland (23), Sept. 13, 2008
		Oakland (21) at Kansas City (24), Sept. 4, 2008
Players Used, One/Both Games, Extra Innings	24	vs. Minnesota, Sept. 10, 1979 (1st game, 14 innings)
Players Used, One/Both Games, Extra Innings Opponent	23	vs. Minnesota, Sept. 10, 1979 (1st game, 14 innings)
Players Used, One/Both Games, Extra Innings, Both Teams	47	vs. Minnesota, Sept. 10, 1979 (1st game, 14 innings)
Longest Doubleheader, Innings	25 (2x)	vs. Oakland, June 16, 1969 (1st game 13 innings)
		at New York, Aug. 27, 1972 (2nd game 16 innings)
Longest Doubleheader, 9 Innings	6 hours, 26 minutes	at Cleveland, Aug. 12, 2006 (1st game 3:09; 2nd game 3:17)
Shortest Time, Doubleheader, 9 Innings	4 hours, 13 minutes	at Seattle, June 20, 1969 (1st game, 2:23; 2nd game, 1:50)
Longest Doubleheader, Extra Innings	8 hours, 11 minutes	vs. Baltimore, June 23, 1991 (1st game 3:44; 2nd game 4:27)

Club Batting-Doubleheader

Runs	26	at Detroit, Sept. 9, 2004 (26 and 0)
Runs, Opponent	25	vs. Oakland, June 18, 1969 (16 and 9)
Runs, Both Clubs	39	Kansas City (26) at Detroit (13), Sept. 9, 2004 (31 and 8)
Fewest Runs	0 (2x)	at Oakland, Sept. 9, 1974
		at New York, April 19, 1987
Fewest Runs, Opponent	1	Minnesota, Aug. 4, 1971 (1 and 0)
Fewest Runs, Both Clubs	5	Kansas City (3) at Washington (2), Aug. 12, 1971 (2 and 3)
Hits	33 (2x)	at New York, July 14, 1989 (18 and 15)
		at Detroit, Sept. 9, 2004 (26 and 7)
Hits, Opponent	40	at New York, Aug. 27, 1972 (14 and 26)
Hits, Both Clubs	65	Baltimore (35) at Kansas City (30), June 23, 1991 (31 and 34)
Triples	6	vs. Minnesota, Aug. 7, 1974 (1 and 5)
Home Runs	7	at New York, July 14, 1989 (5 and 2)
Home Runs, Opponent	6	vs. Texas, May 26, 2002 (2 and 4)
Home Runs, Both Clubs	10	vs. Cleveland, May 26, 2002 (CLE; 2 and 4, KC; 1 and 3)
RBI	25	at Detroit, Sept. 9, 2004 (25 and 0)
RBI, Opponent	25	Oakland, June 18, 1969 (16 and 9)
RBI, Both Clubs	38	Kansas City (25) at Detroit (13), Sept. 9, 2004 (30 and 8)
Strikeouts	20	at Cleveland, Aug. 12, 2006 (10 and 10)
Strikeouts, Opponent	22	at Milwaukee, April 18, 1971 (7 and 15)
Strikeouts, Both Clubs	39	Kansas City (19) at Seattle (20), Aug. 28, 2004 (15 and 24)

Club Pitching-Doubleheader

Pitchers Used: (Duplicate appearances not included)	9	vs. Oakland, Sept. 4, 2008 (3 and 6)
Pitchers Used, Opponents	9	at Colorado, June 7, 2003 (5 and 4)
Pitchers Used, Both Clubs	17	Oakland (8) at Kansas City (9), Sept. 4, 2008
Pitchers Used, One/Both Game Extra Innings	8 (2x)	at Boston, July 7, 1974 (6 and 2)
		vs. Minnesota, Sept. 10, 1979 (5 and 3)
Pitchers Used, Opponent, One/Both Game Extra Innings	8 (2x)	vs. Baltimore, June 23, 1991 (6 and 2)
		at Seattle, Aug. 28, 2004 (5 and 3)
Pitchers Used, Both Clubs, One/Both Game Extra Innings	15	Kansas City (7) at Seattle (8), Aug. 28, 2004 (7 and 8)
Fewest Pitchers Used	2 (4x)	vs. Minnesota, Aug. 4, 1971
		vs. Minnesota, Sept. 8, 1972
		vs. Boston, July 16, 1975
		at Minnesota, Sept. 22, 1978
Fewest Pitchers Used, Opponents	2 (3x)	at Oakland, Sept. 9, 1974
		at California, Sept. 6, 1975
		at Baltimore, May 25, 1977
Fewest Pitchers Used, Both Clubs	5 (3x)	Minnesota (3) at Kansas City (2), Aug. 4, 1971
		Kansas City (3) at Oakland (2), Sept. 9, 1974
		Kansas City (2) at Minnesota (3), Sept. 22, 1978

Club Fielding-Doubleheader

Double Plays	7	vs. Boston, Aug. 12, 1986 (5 and 2)
Double Plays, Opponent	8	Oakland, Sept. 13, 1970 (6 and 2)
Double Plays, Both Clubs	10	Kansas City (2) vs. Oakland (8), Sept. 13, 1970 (8 and 2)



Individual Batting-DH

Hits	7 (2x)	George Brett, vs. Milwaukee, Aug. 10, 1990 (4 and 3)
		Gerald Perry, at Boston (day/night DH), July 14, 1990 (4 and 3)
Doubles	5	Hal McRae vs. Cleveland, Aug. 27, 1974 (3 and 2)
Home Runs	3	Bill Pecota, at New York, July 14, 1989 (2 and 1)
Extra Base Hits	6...	Hal McRae vs. Clev., Aug. 27, 1974 (5 2B, 1HR), (Tied ML record)
Total Bases	15	Bill Pecota at New York, July 14, 1989 (1 1B, 2 2B, 3 HR)
RBI	7	Hal McRae vs. Cleveland, Aug. 27, 1974 (6 and 1)
RBI, Opponent	7	Ellis Burks, Cleveland, July 20, 2002 (2 and 5)

Individual Pitching-DH

Pitchers appearing in Both Games, Won or Lost:

Won Two:		Cory Bailey vs. Texas, May 26, 2002
Won One	8x	latest: Mike MacDougal vs. Detroit, Sept. 20, 2005 (won 1st, saved 2nd)
Lost One	6x	latest: Dan Quisenberry at Toronto, Aug. 8, 1980 (lost 1st, saved 2nd)
Won One, Lost One		Tom Burgmeier, at Milwaukee, April 18, 1971 (won 1st, lost 2nd)
Saved Both	5x	Tom Burgmeier at Cleveland, July 9, 1972
		Ken Wright vs. Cleveland, July 18, 1972
		Dan Quisenberry at Oakland, Oct. 1, 1983
		Roberto Hernandez vs. Cleveland, July 20, 2002

Individual Fielding-DH

Double Plays:

First Baseman	7	Steve Balboni, vs. Boston, Aug. 12, 1986
Second Baseman/Shortstop Together	4	SS Bob Floyd and 2B Rich Severson vs. Minnesota, Sept. 25, 1971

MONTHLY RECORDS

Club General-Month

Wins	25	September, 1977
Losses	21 (3x)	August, 1999
		August, 2005
		May, 2006
Best Record - by pct. (min. 15 games)	25-5 (83.3%)	September, 1977
Worst Record - by pct. (min. 15 games)	5-21 (19.2%)	September, 1977

Club Batting-Month

Best Average	.332	July, 1980
Worst Average	.207	April, 1992
Most Runs	177	August, 1979
Fewest Runs (min. 15 games)	50	April, 1969
Home Runs	43	August, 1997
Home Runs Allowed	51	May, 2006
Doubles	74	July, 1990
Triples	17 (3x)	September, 1977
		May, 1979
		August, 1979

Individual Batting-Month

Average (min. 50 plate appearances)	.494	George Brett, July, 1980
Hits	52	George Brett, August, 1980
Doubles	18	George Brett, July, 1990
Triples	6	Willie Wilson, July, 1987
Home Runs	12 (2x)	John Mayberry, July, 1975
		Chili Davis, August, 1997
RBI	32 (2x)	John Mayberry, July, 1975
		Jermaine Dye, July, 1999
Runs	34	Willie Wilson, August, 1979

Individual Pitching-Month

Wins	7	Bret Saberhagen, August, 1989
Losses	6 (3x)	Diek Drago, July, 1972
		Paul Splittorff, July, 1979
		Larry Gura, May, 1983
ERA (min. 25 IP)	0.34	Tom Murphy, September, 1972
Strikeouts	55	Dennis Leonard, June, 1977
Saves	11 (2x)	Dan Quisenberry, August, 1980
		Jeff Montgomery, June, 1992



RECORDS BY INNING

Club Batting-Inning

Plate Appearances	16 (3x)	at Toronto, Aug. 6, 1979 (7th)
		vs. Minnesota, June 17, 2003 (6th)
		at Detroit, Sept. 9, 2004 (1st game, 3rd)
Runs	12	vs. Minnesota, June 17, 2003 (6th)
Runs, Home	12	vs. Minnesota, June 17, 2003 (6th)
Runs, Opponent	12	vs. New York, April 11, 1987 (7th)
Runs, Extra Inning	7	at Baltimore, July 12, 1972 (10th)
Hits	11 (2x)	at Boston, Aug. 2, 1986 (7th)
		vs. Cleveland, Aug. 23, 2006 (1st)
Hits, Opponent	11	vs. New York, April 11, 1987 (7th)
Home Runs	4 (2x)	vs. Anaheim, May 26, 2000 (6th)
		at Cleveland, June 29, 2001 (4th)
Home Runs, off 1 pitcher	4	at Cleveland, June 29, 2001 (4th) off Dave Burba (tied A.L. record)
Home Runs, Opponent	4	vs. Anaheim, May 28, 2000 (5th)
		at Chicago, Aug. 14, 2008 (6th)
Stolen Bases	4	vs. California, Sept. 17, 1980 (1st game-1st inning)
		at Seattle, May 12, 1996 (1st inning)
Pinch Hitters Used	4 (7x)	latest: vs. New York, Aug. 4, 1996

Club Pitching-Inning

Pitchers Used	5 (2x)	vs. Oakland, May 14, 1971 (9th)
		vs. Chicago, September 13, 1972 (8th)

Individual Batting-Inning

Hits	2 (numerous)	latest: Mitch Maier, September 24, 2008 at Detroit (5th inning)
Home Runs	1 (numerous)	
Stolen Bases	3	Chris Stynes, at Seattle, May 12, 1996

Individual Pitching-Inning

Home Runs Allowed	3 (15x)	latest: Joel Peralta, at Chicago, August 14, 2008 (6th inning)
Strikeouts	4	Kevin Appier, at Toronto, July 3, 1996

CONSECUTIVE RECORDS

Club General-Consecutive

Games Won	16	Aug. 31-Sept. 15 (2nd game), 1977
Games Won to Start Season	9	March 31-April 12, 2003
Games Lost	19	July 28-Aug. 19, 2005
Games Lost to Start Season	7	April 6-13, 1992
Won, Home	13 (2x)	July 10-Aug. 7, 1977
		July 17-Aug. 5, 1994
Won, Home to Start Season	11	March 31-May 5, 2003
Won, Road	11	Sept. 5-Sept. 25 (2nd game), 1977
Lost, Home	9	May 19-June 7, 2006
Lost, Road	12 (2x)	June 23-July 18, 1997
		April 11-May 3, 2006
Doubleheaders Won	3 (2x)	June 17-30, 1973
		July 15-Aug. 6, 1976
One-Run Games Played	8	May 12-20, 1981
One-Run Games Won	11	July 3-Aug. 10, 1973
One-Run Games Lost, Road	21	July 26, 2000-July 15, 2001 (ML Record)
Won vs. One Club	13	Baltimore, July 26, 1987-Aug. 11, 1988
Lost vs. One Club	23	Baltimore, May 10, 1969-Aug. 2, 1970 (ML Record)
Won vs. One Club, Home	10	Baltimore, June 4, 1977-May 28, 1979
Lost vs. One Club, Home	12 (2x)	Baltimore, May 16, 1969-July 23, 1970
		Oakland, May 31, 2003-April 30, 2006
Won vs. One Club, Away	10	Chicago, Sept. 26, 1972-Sept. 20, 1973
Lost vs. One Club, Away	14 (2x)	Detroit, Aug. 5, 1987-May 21, 1990
		New York, Aug. 7, 2002-April 13, 2006
Won Extra Innings	7	April 19-May 17, 1970
Series Won	13	July 10-Aug. 20, 1980
Series, Non-Losing	16	July 10-Aug. 31, 1980
Series Without Sweep	79	Aug. 26, 2003-May 29, 2005
Road Series Without Sweep	86	July 11-13, 2003-Sept. 10, 2006 (A.L. record)



Club Batting-Consecutive

Hits, One Game.....	9at Chicago, May 7, 1980 (7 1B, 2 2B)
Hits, One Game, Opponent.....	6 (6x)latest: vs. Detroit, July 21, 2008
Singles.....	7 (2x)at Minnesota, June 24, 1990
	at Detroit, Sept. 9, 2004 (1st game)
Hits, Start of Game.....	7vs. Baltimore, April 22, 1988
Most Hits:		
Two Games.....	39Sept. 7-9 (1st game), 2004
Three Games.....	54July 18-20, 1980
Four Games.....	65Aug. 27-30, 1979
Five Games.....	76Aug. 26-30, 1979
Six Games.....	87July 18-23, 1980
Most Hits, Opponent:		
Two Games.....	40Aug. 27, 1972 (doubleheader)
Three Games.....	50 (2x)Aug. 23-25, 2004
	Aug. 6-9, 2005
Four Games.....	63Aug. 6-10, 2005
Most Runs:		
Two Games.....	32Sept. 7-9 (1st game), 2004
Three Games.....	38June 8-11, 1999
Four Games.....	47Sept. 5-9 (1st game), 2004
Five Games.....	51 (3x)May 14-19, 1999
	June 7-12, 1999
	June 10-15, 2007
Six Games.....	59Sept. 9 (1st game)-Sept. 13, 2004, June 10-16, 2007
Most Runs, Opponent:		
Two Games.....	30May 19-20, 1998
Three Games.....	40Aug. 6-9, 2005
Four Games.....	51Sept. 4-8, 2002
Five Games.....	61Sept. 6-10, 2002
Games, Home Runs Hit.....	15April 6-April 22, 2001 (20 total homers)
Games, Home Runs Hit, Opponent.....	18Aug. 28-Sept. 23, 2001 (30 total homers)
Most Home Runs:		
Two Games.....	9 (2x)Aug. 2-3, 1997
	June 29-30, 2001
Three Games.....	12June 29-July 1, 2001
Four Games.....	14 (3x)June 28-July 1, 2001
	April 13-16, 2004
Five Games.....	16April 13-17, 2004
Most Home Runs, Opponent:		
Two Games.....	8 (3x)May 27-28, 1977
	July 20-21, 2004
	April 3-5, 2006
Three Games.....	11 (2x)July 20-22, 2004
	Aug. 17-20, 2008
Four Games.....	14Aug. 17-21, 2008
Five Games.....	16Aug. 17-22, 2008
Batters Hitting Home Runs.....	3 (6x)Darryl Motley, Frank White & Steve Balboni at Texas, Aug. 19, 1984
	George Brett, Frank White & Jamie Quirk vs. Oakland, Sept. 28, 1986
	Carlos Beltran, Jermaine Dye and Mike Sweeney vs. Minnesota, April 9, 2000
	Jermaine Dye, Raul Ibanez and Carlos Beltran at Cleveland, June 29, 2001
	Carlos Beltran, Mike Sweeney and Joe Randa at Texas, May 31, 2002 (11th inning)
	Tony Graffanino, Angel Berroa, Doug Mientkiewicz vs. Detroit, May 25, 2006 (1st inning)
Batters Hitting Home Runs, Opponent.....	4at Chicago, Aug. 14, 2008 (tied Major League record)
Batters on Base.....	13at Detroit, Sept. 9, 2004 (1st game) (9 1B, 1 2B, 3 BB)
	(tied A.L. record)

Club Pitching-Consecutive

Shutouts Won.....	2 (12x)latest: at California, Sept. 29-30, 1992
Shutouts vs. One Club.....	2 (10x)latest: vs. Minn., Aug. 31, 2005 and at Minn., Sept. 26, 2005
Innings, No Opponent Home Runs.....	135July 7-22, 1970
Games, No Opponent Home Runs.....	14July 7-22, 1970
Innings No Opponent Extra Base Hits.....	34June 11-15, 1971
Games, No Opponent Extra Base Hits.....	3 (2x)July 10-11, 1970
	June 12-14, 1971
Complete Games.....	5Aug. 21-26, 1979
	(Paul Spittorff and Larry Gura vs. New York and Craig Chamberlain, Dennis Leonard and Paul Spittorff vs. Boston)
Scoreless Innings Pitched.....	24vs. Detroit (5) and Baltimore (19), June 9-12, 1976
Scoreless Innings Pitched Against Royals.....	32at Minnesota (27) and at Baltimore (5), July 5-9, 2004
Scoreless Innings vs. One Club.....	24at Washington, Aug. 10-12, 1971
Scoreless Innings by One Club Against Royals.....	31by Minnesota, May 30-July 7, 2004

ROYALS

REVIEW

HISTORY

RECORDS

OPPONENTS

SCOUTING/PLAYER DEV.

MEDIA & MISC.



CONSECUTIVE RECORDS (CONT.)

Hitless Innings, Start of Game.....	9 (4x)at Detroit, April 27, 1973 (Steve Busby)
.....	at Milwaukee, June 19, 1974 (Steve Busby)
.....	vs. Texas, May 14, 1977 (Jim Colborn)
.....	vs. Chicago, Aug. 26, 1991 (Bret Saberhagen)
Perfect Innings, Start of Game.....	7vs. Seattle, June 22, 1985 (Bret Saberhagen)

Club Fielding-Consecutive

Innings Making Double Plays.....	4Sept. 19, 1983 vs. California (1st, 2nd, 3rd, 4th)
Games, No Errors.....	11May 31-June 11, 1997
Innings, No Errors.....	106.0May 30-June 13, 1997
Games Making Errors.....	12June 5-17, 1992

Individual-Consecutive

Games Played.....	305Johnny Damon, March 31, 1998-Sept. 14, 1999
Stolen Bases, Without Being Caught.....	33Carlos Beltran, Sept. 28, 1999-Aug. 10, 2001
Stolen Bases, Season, w/out Being Caught.....	16Gary Thurman, 1989

Individual Batting-Consecutive

Hitting Streak.....	30George Brett, July 18-Aug. 18, 1980
Hits.....	10Joe Randa, June 8-12, 1999 (1 walk)
Games Most Hits:		
Two Games.....	9Joe Randa, Sept. 7-9 (1st game), 2004
Three Games.....	12 (3x)George Brett, May 8-10, 1976
.....	Kevin Seitzer, Aug. 2-4, 1987
.....	Johnny Damon, July 18-20, 2000
Four Games.....	15 (2x)George Brett, May 8-11, 1976
.....	Johnny Damon, July 18-21, 2000
Five Games.....	18George Brett, May 8-12, 1976
Six Games.....	21George Brett, May 8-13, 1976
Games Most Extra Base Hits:		
Two Games.....	6 (3x)Ed Kirkpatrick, Sept. 28-30, 1969 (4 HR, 1 3B, 1 2B)
.....	Hal McRae, Aug. 27, 1974 (5 2B, 1 HR)
.....	George Brett, April 17-20, 1983 (3 2B, 3 3B)
Games with an Extra Base Hit.....	7 (2x)Amos Otis, April 24-May 1, 1970 (2 HR, 3 3B, 2 2B)
.....	David DeJesus, July 14-20, 2005 (5 2B, 2 HR)
Times Reaching First Base.....	11 (3x)Amos Otis, April 30-May 2, 1970 (8 hits, 3 walks)
.....	Steve Braun, Aug. 7-17, 1978 (5 hits, 6 walks)
.....	Joe Randa, June 8-12, 1999 (10 hits, 1 walk)
Times Leading off Game with a Hit.....	10Johnny Damon, April 26-May 7, 2000 (ML record)
Games With a Run Scored.....	14Johnny Damon, Aug. 5-19, 2000
Games, RBI:		
Two Games.....	10Raul Ibanez, July 14-15, 2002 (1st game)
Three Games.....	13Raul Ibanez, July 14-15, 2002
Games with an RBI.....	13Mike Sweeney, June 23-July 4, 1999 (total 19 RBI)
Games with a Home Run.....	5Mike Sweeney, June 25-29, 2002
At Bats with a Home Run.....	4Bo Jackson, July 17, 1990 at New York (3 at bats) and
.....	Aug. 26, 1990 vs. Seattle (1st at bat)
Games with a Walk.....	14 (2x)John Mayberry, July 2-16, 1973 (22 walks)
.....	Jeff King, April 17-May 14 (20 walks)
Games without an unintentional walk.....	102Mark Quinn, May 8-Aug. 29, 2001 (241 plate appearances)
Walks.....	6Terry Shumpert, Aug. 25-31, 1991
Games with a Strikeout.....	22Mark Teahen, June 16-July 14, 2007
Strikeouts.....	9 (plate appearances)Steve Balboni, Aug. 20-23, 1984
.....	Bo Jackson, Sept. 16-19, 1988
.....	Steve Balboni, Aug. 20-24, 1984
Pinch Hits.....	5Richie Scheinblum, May 30-June 7, 1972
Games, RBI, Pinch Hitting.....	4Richie Scheinblum, June 1-7, 1972 (5 RBI)
Games Reaching Base, Pinch Hitting.....	5 (5x)Richie Scheinblum (1 HR, 4 1B), May 30-June 7, 1972
.....	Joe Keough (4 1B, 1 BB), June 3-16, 1972
.....	Steve Braun (2 2B, 1 1B, 2 BB), Aug. 7-15, 1978
.....	Dane Iorg (2 1B, 1 2B, 1 HR, 1 BB), July 16-Sept. 12, 1984
.....	Bill Buckner (4 1B, 1 BB, April 11-27, 1989)

Individual Pitching-Consecutive

Winning Decisions, Starter.....	11Rich Gale, June 17-Aug. 23, 1980
Winning Decisions, Reliever.....	12Doug Bird, Sept. 1, 1975-July 28, 1977
Losing Decisions.....	10Tom Gordon, Aug. 22, 1991-May 24, 1992
Losing Decisions, Starter.....	9 (2x)Brian Anderson, April 25-July 19, 2004
.....	Brian Bannister, June 29-Sept. 9, 2008

CONSECUTIVE RECORDS (CONT.)



Losing Starts	9 Brian Anderson, April 25-July 19, 2004
Complete Games	7 (2x) Dick Drago, July 1-Aug. 13, 1971
.....	 Dennis Leonard, Sept. 3-Oct. 2, 1977
Games in Relief	6 Ted Abernathy, Sept. 13 (1st game)-20, 1970
Games Started and Won vs. One Club	9 Paul Splittorff vs. Chicago, April 14, 1973-July 3, 1974
Decisions Won vs. One Club	10 Larry Gura vs. Toronto, May 1, 1977-July 20, 1982
Complete Games vs. One Club	5 Dick Drago vs. California, April 6-Sept. 21, 1971
Hitless Innings	17 Steve Busby, June 14-24, 1974 (3 games)
Shutout Games	3 David Cone, May 11-22, 1994 (vs. Minn., 9-0; at Sea., 4-0; at Calif. 4-0)
Scoreless Innings, Starter	33.0 Kevin Appier, Aug. 28-Sept. 23, 1993
Scoreless Innings, Reliever	22.1 Rusty Meacham, May 19-July 2, 1994
Scoreless Innings vs. One Club	30.1 Paul Splittorff vs. Chicago, Sept. 11, 1972-July 31, 1973
Innings No Home Runs	134.1 Mark Gubicza, Sept. 21, 1988-June 7, 1989
Innings No Home Runs, Relief	75 Tom Burgmeier, Aug. 29, 1971-April 24, 1973
Innings No Walks Issued	46.2 Doug Bird, May 28-July 1, 1976
Home Runs Off	3 (6x) Dennis Leonard at Oakland, June 19, 1979
.....	 Brad Rigby vs. Minnesota, April 9, 2000
.....	 Dan Murray vs. Oakland, June 16, 2000
.....	 Chad Durbin at Oakland, June 23, 2000
.....	 Zack Greinke at Seattle, Aug. 27, 2004
.....	 Joel Peralta at Chicago, Aug. 14, 2008
Strikeouts	8 Blake Stein at Milwaukee, June 17, 2001 (tied A.L. record)
Batters Retired	33 (2x) Steve Busby at Milwaukee, June 19, 1974 (last 24 batters)
.....	 vs. Chicago, June 24, 1974 (first 9 batters) (AL record)
Batters Retired, Start of Game	21 Bret Saberhagen vs. Seattle, June 21, 1985
Batters Faced Without Allowing a Hit	54 Steve Busby, June 14-24, 1974 (51 outs, 3 walks in 3-game period)
Relief App. Striking Out At Least 1 Batter	32 Jeff Montgomery, June 18-Sept. 5, 1989

Individual Fielding-Consecutive

Games No Errors:		
First Baseman	92 John Wathan, June 26, 1976 (1st game)-Sept. 10, 1979 (1st game)
Second Baseman	77 Mark Grudzielanek, April 3, 2006-July 8, 2006
Shortstop	60 Rey Sanchez, April 21-July 8, 2000
Third Baseman	75 Joe Randa, Sept. 8, 2002-June 19, 2003
Outfielder	165 Amos Otis, July 18, 1970-July 29, 1971
Catcher	64 Ed Kirkpatrick, April 30-July 29, 1972
Pitcher	125 Al Fitzmorris, June 21, 1971-July 3, 1975
Innings Making Double Plays		
First Baseman	4 Willie Aikens vs. California (1st game), Sept. 19, 1983
Second Baseman	4 Frank White vs. California (1st game), Sept. 10, 1983
Shortstop	3 (4x) latest: Andres Blanco vs. Seattle, Aug. 18, 2004
Third Baseman	3 Paul Schaaf vs. Cleveland, April 25, 1971
Games As Part Of Double Plays:		
First Baseman	9 (3x) Bob Oliver, Sept. 4-12, 1970
.....	 John Mayberry, Sept. 15-24 (first game), 1972
.....	 Doug Mientkiewicz, May 21-29, 2006
Second Baseman	8 Cookie Rojas, Sept. 4-11, 1970
Shortstop	7 Fred Patek, June 15-24, 1972
Putouts, Game, Outfielder	5 (2x) Willie Wilson vs. Texas, May 14, 1982
.....	 Michael Tucker vs. Tampa Bay, Aug. 2, 2003



Pitcher Dick Drago threw seven consecutive complete games in 1971.

ROYALS

REVIEW

HISTORY

RECORDS

OPPONENTS

SCOUTING/PLAYER DEV.

MEDIA & MISC.



CONSECUTIVE WON/LOSS STREAKS

Wins—All Games

Length	Year	Details
16	1977	Aug. 31 (vs. Texas) - Sept. 15 (vs. Oakland), snapped: Sept. 16 (loss vs. Seattle)
14	1994	July 23 (at Detroit) - Aug. 5 (vs. Seattle), snapped: Aug. 6 (loss vs. Seattle)
10	1978	July 14 (at Milwaukee) - July 24 (vs. New York), snapped: July 25 (loss vs. New York)
10	1977	Aug. 17 (at Cleveland) - Aug. 26 (at Baltimore), snapped: Aug. 27 (loss at Baltimore)
9	2003	March 31 (vs. Chicago) - April 12 (at Cleveland), snapped: April 13 (loss at Cleveland)
9	2002	July 13 (vs. Anaheim) - July 20 (1st game, vs. Cleveland), snapped: July 20 (2nd game, loss vs. Cleveland)
9	1989	Aug. 15 (at Chicago) - Aug. 23 (vs. California), snapped: Aug. 24 (loss vs. California)
8		8 times, latest: Sept. 2 (vs. Chicago) - Sept. 8 (vs. Milwaukee), snapped: Sept. 9 (loss at California), 1985

Losses—All Games

Length	Year	Details
19	2005	July 28 (at Tampa Bay) - Aug. 19 (at Oakland), snapped: Aug. 20 (win at Oakland)
13	2006	May 12 (at Baltimore) - May 25 (vs. Detroit), snapped: May 26 (win at New York)
12	1997	June 28 (vs. Milwaukee) - July 13 (vs. Chicago), snapped: July 14 (win vs. Milwaukee)
2008	May 19 (at Boston) - May 30 (vs. Cleveland), snapped: May 31 (win vs. Cleveland)	
11	1986	June 27 (at Minnesota) - July 8 (vs. Baltimore), snapped: July 9 (win vs. Baltimore)
2006	April 9 (vs. Chicago) - April 21 (vs. Cleveland), snapped: April 22 (win vs. Cleveland)	
10	1991-92	Oct. 4 (at California) - April 13 (vs. Oakland), snapped: April 14 (win vs. Oakland)
9		6 times, latest: April 20 (at Minnesota) - April 29 (at Cleveland), snapped: April 30 (win at Cleveland), 2005

Wins—Home Games

Length	Year	Details
13	1994	July 17 (vs. Detroit) - Aug. 5 (vs. Seattle), snapped: Aug. 6 (loss vs. Seattle)
13	1977	July 10 (vs. Oakland) - Aug. 7 (vs. Chicago), snapped: Aug. 8 (loss vs. California)
11	2003	March 31 (vs. Chicago) - May 5 (vs. Boston), snapped: May 6 (loss vs. Boston)
9	2002	July 13 (vs. Anaheim) - July 20 (1st game, vs. Cleveland), snapped: July 20 (2nd game, loss vs. Cleveland)
9	1991	July 20 (vs. Detroit) - Aug. 9 (vs. Cleveland), snapped: Aug. 10 (loss vs. Cleveland)
9	1988	May 28 (vs. Texas) - June 8 (vs. Oakland), snapped: June 17 (loss vs. California)
9	1987	May 2 (vs. Cleveland) - May 19 (vs. Boston), snapped: May 20 (loss vs. Boston)
9	1985	Aug. 26 (vs. Texas) - Sept. 8 (vs. Milwaukee), snapped: Sept. 16 (loss vs. Seattle)
9	1978	July 7 (vs. Baltimore) - July 24 (vs. New York), snapped: July 25 (loss vs. New York)
9	1977	Aug. 31 (vs. Texas) - Sept. 15 (vs. Oakland), snapped: Sept. 16 (loss vs. Seattle)

Losses—Home Games

Length	Year	Details
9	2005	Aug. 5 (vs. Oakland) - Aug. 23 (vs. Boston), snapped: Aug. 24 (win vs. Boston)
9	2006	May 19 (vs. St. Louis) - June 7 (vs. Texas), snapped: June 8 (win vs. Texas)
8	1991	June 22 (vs. Baltimore) - July 6 (vs. Oakland), snapped: July 7 (win vs. Oakland)
8	1974	Aug. 28 (vs. Cleveland) - Sept. 5 (vs. Minnesota), snapped: Sept. 7 (win vs. Minnesota)
8	1970	April 10 (vs. California) - April 29 (vs. Detroit), snapped: April 30 (win vs. Detroit)
7	1992	April 15 (vs. Oakland) - April 23 (vs. Baltimore), snapped: May 6 (win vs. Milwaukee)
7	1991	April 27 (vs. Boston) - May 3 (vs. Toronto), snapped: May 4 (win vs. Toronto)
7	2007	May 24 (vs. Cleveland) - May 30 (vs. Baltimore), snapped: June 8 (win vs. Philadelphia)

Wins—Road Games

Length	Year	Details
11	1977	Sept. 5 (at Seattle) - Sept. 25 (at California), snapped: Sept. 26 (loss at Oakland)
8	1975	Sept. 1 (at Chicago) - Sept. 7 (at California), snapped: Sept. 8 (loss at Oakland)
2008	Sept. 13 (at Cleveland) - Sept. 27 (at Minnesota), snapped: Sept. 28 (loss at Minnesota)	
7	1973	April 7 (at California) - April 28 (at Detroit), snapped: April 29 (loss at Detroit)
1989	Aug. 15 (at Chicago) - Sept. 1 (at Texas), snapped: Sept. 2 (loss at Texas)	
6		8 times, latest: June 14 (at Arizona) - June 30 (at Baltimore), snapped: July 1 (loss at Baltimore)

Losses—Road Games

Length	Year	Details
13	2005-06	Oct. 2 (at Toronto) - May 3 (at Minnesota), snapped: May 4 (win at Minnesota)
12	1997	June 23 (at Chicago) - July 18 (at Seattle), snapped: July 19 (win at Seattle)
11	1991-92	Oct. 4 (at California) - April 25 (at Toronto), snapped: April 26 (win at Toronto)
2008	May 19 (at Boston) - June 5 (at Chicago), snapped: June 6 (win at New York)	
10	2002	July 7 (at Oakland) - Aug. 4 (at Minnesota), snapped: Aug. 5 (win at Minnesota)
1986	June 18 (at Oakland) - July 6 (at Cleveland), snapped: July 21 (win at Baltimore)	
9	2005	July 18 (at Cleveland) - Aug. 19 (at Oakland), snapped: Aug. 20 (win at Oakland)
2005	May 9 (at Toronto) - May 29 (at Los Angeles), snapped: June 7 (win at San Francisco)	
2000	April 14 (at New York) - April 23 (at Seattle), snapped: May 8 (win at Detroit)	
1999	Aug. 20 (at Tampa Bay) - Sept. 1 (at Boston), snapped: Sept. 2 (win at Boston)	

TOP 10 BATTING - SEASON



Games Played

1.	+162	Carlos Beltran.....	2002
	+162	Hal McRae.....	1977
	+162	Al Cowens.....	1977
4.	161	Johnny Damon.....	1998
	161	Kevin Seitzer.....	1987
	161	Willie Wilson.....	1980
	+161	John Mayberry.....	1976
	161	Paul Schaal.....	1971
9.	160	Kevin Seitzer.....	1989
	160	Steve Balboni.....	1985
	160	Bob Oliver.....	1970

At Bats

1.	*705	Willie Wilson.....	1980
2.	663	Carlos Beltran.....	1999
3.	655	Johnny Damon.....	2000
4.	645	George Brett.....	1979
	*645	George Brett.....	1976
6.	642	Johnny Damon.....	1998
7.	641	Kevin Seitzer.....	1987
	641	Hal McRae.....	1977
9.	637	Carlos Beltran.....	2002
10.	*634	George Brett.....	1975

Runs Scored

1.	*136	Johnny Damon.....	2000
2.	*133	Willie Wilson.....	1980
3.	119	George Brett.....	1979
4.	114	Carlos Beltran.....	2002
5.	113	Willie Wilson.....	1979
6.	112	Carlos Beltran.....	1999
7.	108	George Brett.....	1985
8.	107	Jermaine Dye.....	2000
9.	106	Carlos Beltran.....	2001
10.	105	Mike Sweeney.....	2000
	105	Kevin Seitzer.....	1987
	105	George Brett.....	1977

Hits

1.	*230	Willie Wilson.....	1980
2.	*215	George Brett.....	1976
3.	214	Johnny Damon.....	2000
4.	*212	George Brett.....	1979
5.	+207	Kevin Seitzer.....	1987
6.	206	Mike Sweeney.....	2000
7.	197	Joe Randa.....	1999
8.	*195	George Brett.....	1975
9.	194	Carlos Beltran.....	1999
	194	Willie Wilson.....	1982

Doubles

1.	54	Hal McRae.....	1977
2.	46	Mike Sweeney.....	2001
	+46	Hal McRae.....	1982
4.	+45	George Brett.....	1990
	45	Frank White.....	1982
	*45	George Brett.....	1978
7.	44	Carlos Beltran.....	2002
	44	Jermaine Dye.....	1999
	44	Mike Sweeney.....	1999
10.	42	Jose Guillen.....	2008
	42	Johnny Damon.....	2000
	42	George Brett.....	1988
	42	George Brett.....	1979

Triples

1.	*21	Willie Wilson.....	1985
2.	*20	George Brett.....	1979
3.	*15	Willie Wilson.....	1987
	*15	Willie Wilson.....	1982
	+15	Willie Wilson.....	1980
6.	14	Al Cowens.....	1977
	*14	George Brett.....	1976
8.	*13	Jose Offerman.....	1998
	13	Willie Wilson.....	1979
	13	George Brett.....	1977
	+13	George Brett.....	1975

Home Runs

1.	36	Steve Balboni.....	1985
2.	35	Gary Gaetti.....	1995
3.	34	Dean Palmer.....	1998
	34	Danny Tartabull.....	1987
	34	John Mayberry.....	1975
6.	33	Jermaine Dye.....	2000
7.	32	Bo Jackson.....	1989
8.	31	Danny Tartabull.....	1991
9.	30	Chili Davis.....	1997
	30	George Brett.....	1985

Runs Batted In

1.	144	Mike Sweeney.....	2000
2.	*133	Hal McRae.....	1982
3.	119	Jermaine Dye.....	1999
	119	Dean Palmer.....	1998
5.	118	Jermaine Dye.....	2000
	118	George Brett.....	1980
7.	112	Jeff King.....	1997
	112	George Brett.....	1985
	112	Darrell Porter.....	1979
	112	Al Cowens.....	1977

Batting Average

1.	*.390	George Brett.....	1980
2.	.340	Mike Sweeney.....	2002
3.	.335	George Brett.....	1985
4.	.333	Mike Sweeney.....	2000
	*.333	George Brett.....	1976
6.	.332	Hal McRae.....	1976
7.	*.332	Willie Wilson.....	1982
8.	*.329	George Brett.....	1990
9.	.329	George Brett.....	1979
10.	.327	Johnny Damon.....	2000

Walks

1.	*122	John Mayberry.....	1973
2.	*121	Darrell Porter.....	1979
3.	*119	John Mayberry.....	1975
4.	103	George Brett.....	1985
	103	Paul Schaal.....	1971
6.	102	Kevin Seitzer.....	1989
7.	89	Jose Offerman.....	1998
	89	Jeff King.....	1997
9.	85	Chili Davis.....	1997
10.	84	Mike Fiore.....	1969

*Led League

*Tied for league lead

Single Season averages based on a minimum 302 plate appearances.

ROYALS

REVIEW

HISTORY

RECORDS

OPPONENTS

SCOUTING/PLAYER DEV.

MEDIA & MISC.



SEASON TOP 10 BATTING (CONT.)

Strikeouts

1.	*172	Bo Jackson.....	1989
2.	*166	Steve Balboni.....	1985
3.	158	Bo Jackson.....	1987
4.	146	Bo Jackson.....	1988
	146	Steve Balboni.....	1986
6.	139	Steve Balboni.....	1984
7.	138	Jerry Martin.....	1982
8.	137	Alex Gordon.....	2007
9.	136	Danny Tartabull.....	1987
10.	135	Carlos Beltran.....	2002

Hit by Pitch

1.	23	David DeJesus.....	2007
2.	18	Mike Macfarlane.....	1994
	18	Angel Berroa.....	2003
4.	16	Sal Fasano.....	1998
	16	Mike Macfarlane.....	1993
6.	+15	Mike Sweeney.....	2000
	15	Mike Macfarlane.....	1992
8.	14	Keith Miller.....	1992
	14	Angel Berroa.....	2005
10.	13	Hal McRae.....	1977
	13	Aaron Guiel.....	2003
	13	Alex Gordon.....	2007

Stolen Bases

1.	*83	Willie Wilson.....	1979
2.	79	Willie Wilson.....	1980
3.	66	Tom Goodwin.....	1996
4.	59	Willie Wilson.....	1987
	59	Willie Wilson.....	1983
6.	+53	Fred Patek.....	1977
7.	*52	Amos Otis.....	1971
8.	51	Fred Patek.....	1976
9.	50	Tom Goodwin.....	1995
	50	Vince Coleman.....	1994



Current Royal David DeJesus was hit by a pitch a franchise-record 23 times during the 2007 season.

Photo by Otto Greule Jr./Getty Images

Total Bases

1.	363	George Brett.....	1979
2.	337	Jermaine Dye.....	2000
3.	332	Hal McRae.....	1982
4.	330	Hal McRae.....	1978
5.	324	Johnny Damon.....	2000
6.	323	Mike Sweeney.....	2000
7.	322	George Brett.....	1985
8.	320	Jermaine Dye.....	1999
9.	319	Carlos Beltran.....	2002
10.	318	Al Cowens.....	1977

Extra Base Hits

1.	86	Hal McRae.....	1977
2.	85	George Brett.....	1979
3.	81	Hal McRae.....	1982
4.	80	Carlos Beltran.....	2002
5.	79	Jermaine Dye.....	1999
6.	76	Jermaine Dye.....	2000
7.	75	Mike Sweeney.....	2001
8.	73	George Brett.....	1985
9.	69	Danny Tartabull.....	1991
	69	George Brett.....	1988
	69	Al Cowens.....	1977

Slugging Percentage

1.	*.664	George Brett.....	1980
2.	.599	Bob Hamelin.....	1994
3.	*.593	Danny Tartabull.....	1991
4.	*.585	George Brett.....	1985
5.	.563	George Brett.....	1979
6.	.563	Mike Sweeney.....	2002
7.	*.563	George Brett.....	1983
8.	.561	Jermaine Dye.....	2000
9.	.547	John Mayberry.....	1975
10.	.542	Mike Sweeney.....	2001

On-Base Percentage

1.	.454	George Brett.....	1980
2.	.436	George Brett.....	1985
3.	*.429	Darrell Porter.....	1979
4.	.420	Mike Fiore.....	1969
5.	*.417	John Mayberry.....	1973
6.	.417	Mike Sweeney.....	2002
7.	.416	John Mayberry.....	1975
8.	.407	Mike Sweeney.....	2000
9.	*.407	Hal McRae.....	1976
10.	.403	Jose Offerman.....	1998

On-Base+Slugging Percentage

1.	*1.118	George Brett.....	1980
2.	*1.022	George Brett.....	1985
3.	.990	Danny Tartabull.....	1991
4.	.987	Bob Hamelin.....	1994
5.	.979	Mike Sweeney.....	2002
6.	.963	John Mayberry.....	1975
7.	.951	Jermaine Dye.....	2000
8.	*.947	George Brett.....	1983
9.	.939	George Brett.....	1979
10.	.931	Danny Tartabull.....	1987

*Led League

+Tied for league lead

Single Season averages based on a minimum 502 plate appearances

TOP 10 BATTING - CAREER



ROYALS

REVIEW

HISTORY

RECORDS

OPPONENTS

SCOUTING/PLAYER DEV.

MEDIA & MISC.

Career Games Played

1.	2707	George Brett	1973-93
2.	2324	Frank White	1973-90
3.	1891	Amos Otis	1970-83
4.	1837	Hal McRae	1973-87
5.	1787	Willie Wilson	1976-90
6.	1282	Mike Sweeney	1995-2007
7.	1245	Fred Patek	1971-79
8.	1019	Joe Randa	1995-96, 1999-2004
9.	897	John Mayberry	1972-77
10.	890	Mike Macfarlane	1987-94, 1996-98

Career At Bats

1.	10349	George Brett	1973-93
2.	7859	Frank White	1973-90
3.	7050	Amos Otis	1970-83
4.	6799	Willie Wilson	1976-90
5.	6568	Hal McRae	1973-87
6.	4669	Mike Sweeney	1995-2007
7.	4305	Fred Patek	1971-79
8.	3764	Joe Randa	1995-96, 1999-2004
9.	3134	Carlos Beltran	1998-2004
10.	3131	John Mayberry	1972-77

Career Runs Scored

1.	1583	George Brett	1973-93
2.	1074	Amos Otis	1970-83
3.	1060	Willie Wilson	1976-90
4.	912	Frank White	1973-90
5.	873	Hal McRae	1973-87
6.	700	Mike Sweeney	1995-2007
7.	571	Fred Patek	1971-79
8.	546	Carlos Beltran	1998-2004
9.	504	Johnny Damon	1995-2000
10.	489	Joe Randa	1995-96, 1999-2004

Career Hits

1.	3154	George Brett	1973-93
2.	2006	Frank White	1973-90
3.	1977	Amos Otis	1970-83
4.	1968	Willie Wilson	1976-90
5.	1924	Hal McRae	1973-87
6.	1398	Mike Sweeney	1995-2007
7.	1084	Joe Randa	1995-96, 1999-2004
8.	1036	Fred Patek	1971-79
9.	899	Carlos Beltran	1998-2004
10.	894	Johnny Damon	1995-2000

Career Doubles

1.	665	George Brett	1973-93
2.	449	Hal McRae	1973-87
3.	407	Frank White	1973-90
4.	365	Amos Otis	1970-83
5.	297	Mike Sweeney	1995-2007
6.	241	Willie Wilson	1976-90
7.	223	Joe Randa	1995-96, 1999-2004
8.	182	Fred Patek	1971-79
9.	174	Mike Macfarlane	1987-94, 1996-98
10.	156	Johnny Damon	1995-2000
	156	Carlos Beltran	1998-2004

Career Triples

1.	137	George Brett	1973-93
2.	133	Willie Wilson	1976-90
3.	65	Amos Otis	1970-83
4.	63	Hal McRae	1973-87
5.	58	Frank White	1973-90
6.	47	Johnny Damon	1995-2000
7.	45	Carlos Beltran	1998-2004
8.	44	Al Cowens	1974-79
9.	41	Fred Patek	1971-79
10.	33	David DeJesus	2003-08

Career Home Runs

1.	317	George Brett	1973-93
2.	197	Mike Sweeney	1995-2007
3.	193	Amos Otis	1970-83
4.	169	Hal McRae	1973-87
5.	160	Frank White	1973-90
6.	143	John Mayberry	1972-77
7.	124	Danny Tartabull	1987-91
8.	123	Carlos Beltran	1998-2004
9.	119	Steve Balboni	1984-88
10.	109	Bo Jackson	1986-90

Career Runs Batted In

1.	1596	George Brett	1973-93
2.	1012	Hal McRae	1973-87
3.	992	Amos Otis	1970-83
4.	886	Frank White	1973-90
5.	837	Mike Sweeney	1995-2007
6.	552	John Mayberry	1972-77
7.	533	Joe Randa	1995-96, 1999-2004
8.	516	Carlos Beltran	1998-2004
9.	509	Willie Wilson	1976-90
10.	425	Danny Tartabull	1987-91

Career Batting Average

1.	.306	Jose Offerman	1996-98
2.	.305	George Brett	1973-93
3.	.299	Mike Sweeney	1995-2007
4.	.294	Kevin Seitzer	1986-91
5.	.293	Wally Joyner	1992-95
6.	.293	Hal McRae	1973-87
7.	.292	Johnny Damon	1995-2000
8.	.290	Danny Tartabull	1987-91
9.	.289	Willie Wilson	1976-90
10.	.288	Joe Randa	1995-96, 1999-2004

Career Walks

1.	1096	George Brett	1973-93
2.	739	Amos Otis	1970-83
3.	616	Hal McRae	1973-87
4.	561	John Mayberry	1972-77
5.	484	Mike Sweeney	1995-2007
6.	413	Fred Patek	1971-79
7.	412	Frank White	1973-90
8.	369	Kevin Seitzer	1987-91
9.	360	Willie Wilson	1976-90
10.	325	Danny Tartabull	1987-91

*Led League

†Tied for league lead

Career batting average based on a minimum of 400 games played; slugging, on-base percentage based on 1,500 plate appearances.



CAREER TOP 10 BATTING (CONT.)

Career Strikeouts

1.	1035	Frank White	1973-90
2.	990	Willie Wilson	1976-90
3.	953	Amos Otis	1970-83
4.	908	George Brett	1973-93
5.	697	Hal McRae	1973-87
6.	638	Bo Jackson	1986-90
7.	592	Danny Tartabull	1987-91
8.	586	Fred Patek	1971-79
9.	584	Carlos Beltran	1998-2004
10.	568	Steve Balboni	1984-88

Hit by Pitch

1.	78	Mike Macfarlane	1987-94, 1996-98
2.	74	Hal McRae	1973-87
3.	66	Mike Sweeney	1995-2007
4.	59	David DeJesus	2003-08
5.	54	Willie Wilson	1976-90
6.	49	Angel Berroa	2001-2007
7.	38	Joe Randa	1995-96, 1999-2003
8.	33	George Brett	1973-93
9.	32	Carlos Febles	1998-2003
	32	Amos Otis	1970-83

Career Stolen Bases

1.	612	Willie Wilson	1976-90
2.	340	Amos Otis	1970-83
3.	336	Fred Patek	1971-79
4.	201	George Brett	1973-93
5.	178	Frank White	1973-90
6.	164	Carlos Beltran	1998-2004
7.	156	Johnny Damon	1995-2000
8.	150	Tom Goodwin	1994-97
9.	120	U.L. Washington	1977-84
10.	105	Hal McRae	1973-87
	105	John Wathan	1976-85

Total Bases

1.	5044	George Brett	1973-93
2.	3051	Amos Otis	1970-83
3.	3009	Frank White	1973-90
4.	3006	Hal McRae	1973-87
5.	2595	Willie Wilson	1976-90
6.	2296	Mike Sweeney	1995-2007
7.	1611	Joe Randa	1995-96, 1999-2004
8.	1514	Carlos Beltran	1998-2004
9.	1404	John Mayberry	1972-77
10.	1384	Fred Patek	1971-79

Extra Base Hits

1.	1119	George Brett	1973-93
2.	681	Hal McRae	1973-87
3.	625	Frank White	1973-90
4.	623	Amos Otis	1970-83
5.	499	Mike Sweeney	1995-2007
6.	414	Willie Wilson	1976-90
7.	332	Joe Randa	1995-96, 1999-2004
8.	324	Carlos Beltran	1998-2004
9.	293	Mike Macfarlane	1987-94, 1996-98
10.	292	John Mayberry	1972-77

Slugging Percentage

1.	.518	Danny Tartabull	1987-91
2.	.492	Mike Sweeney	1995-2007
3.	.487	George Brett	1973-93
4.	.483	Carlos Beltran	1998-2004
5.	.480	Bo Jackson	1986-90
6.	.477	Jermaine Dye	1997-2001
7.	.469	Willie Aikens	1980-83
8.	.459	Steve Balboni	1984-88
9.	.458	Hal McRae	1973-87
10.	.448	John Mayberry	1972-77

On-Base Percentage

1.	.385	Jose Offerman	1996-98
2.	.380	Kevin Seitzer	1986-91
3.	.376	Danny Tartabull	1987-91
4.	.375	Darrell Porter	1977-80
5.	.374	John Mayberry	1972-77
6.	.371	Wally Joyner	1992-95
7.	.369	Mike Sweeney	1995-2007
8.	.369	George Brett	1973-93
9.	.362	Willie Aikens	1980-83
10.	.360	David DeJesus	2003-08

On-Base+Slugging Percentage

1.	.894	Danny Tartabull	1987-91
2.	.861	Mike Sweeney	1995-2007
3.	.857	George Brett	1973-93
4.	.835	Carlos Beltran	1998-2004
5.	.830	Willie Aikens	1980-83
6.	.822	John Mayberry	1972-77
7.	.820	Jermaine Dye	1997-2001
8.	.814	Hal McRae	1973-87
9.	.809	Darrell Porter	1977-80
10.	.805	Wally Joyner	1992-95

Career Intentional Walks

1.	229	George Brett	1973-93
2.	73	John Mayberry	1972-77
3.	65	Hal McRae	1973-87
4.	59	Mike Sweeney	1995-2007
5.	52	Amos Otis	1970-83

Career Inside-the-Park Home Runs

1.	13	Willie Wilson	1976-90
2.	7	George Brett	1973-93
3.	6	Amos Otis	1970-83
4.	4	Brian McRae	1990-94
5.	3	Danny Tartabull	1987-91
	3	Frank White	1973-90
	3	John Wathan	1976-85
	3	Carlos Beltran	1998-2004

Career Grand Slams

1.	6	Frank White	1973-90
2.	5	Danny Tartabull	1987-91
3.	4	Carlos Beltran	1998-2004
4.	3	Jermaine Dye	1997-2001
	3	Johnny Damon	1995-2000
	3	Mike Macfarlane	1987-94, 96-98
	3	Mike Sweeney	1995-2007

*Led League

+Tied for league lead

Career batting average based on a minimum of 400 games played; slugging, on-base percentage based on 1,300 plate appearances.

TOP 10 PITCHING - SEASON



ERA

1.	2.08	Roger Nelson	1972
2.	*2.16	Bret Saberhagen	1989
3.	2.46	Kevin Appier	1992
4.	*2.56	Kevin Appier	1993
5.	2.69	Charlie Leibrandt	1985
6.	2.70	Mark Gubicza	1988
7.	2.71	Mike Hedlund	1971
8.	2.72	Larry Gura	1978
9.	2.72	Larry Gura	1981
10.	2.76	Kevin Appier	1990

Wins

1.	*23	Bret Saberhagen	1989
2.	22	Steve Busby	1974
3.	21	Dennis Leonard	1978
4.	20	Mark Gubicza	1988
	20	Bret Saberhagen	1985
	20	Dennis Leonard	1980
	*20	Dennis Leonard	1977
	20	Paul Splittorff	1973
9.	19	Paul Splittorff	1978
10.	18	6 pitchers tied (Last: Appier, 1993)	

Won-Loss Percentage

1.	.800 (16-4)	Larry Gura	1978
2.	*.793 (23-6)	Bret Saberhagen	1989
3.	.769 (20-6)	Bret Saberhagen	1985
4.	.762 (16-5)	David Cone	1994
5.	.727 (16-6)	Paul Splittorff	1977
6.	.714 (20-8)	Mark Gubicza	1988
7.	.692 (18-8)	Kevin Appier	1993
8.	.684 (13-6)	Al Fitzmorris	1974
9.	.682 (15-7)	Dennis Leonard	1975
10.	.667 (12-6)	Tom Gordon	1993
	.667 (12-6)	Mark Gubicza	1986

Losses

1.	19	Paul Splittorff	1974
	19	Darrell May	2004
3.	18	Mark Gubicza	1987
	18	Danny Jackson	1987
	+18	Larry Gura	1983
6.	17	Paul Splittorff	1979
	17	Dennis Leonard	1978
	17	Dick Drago	1972
	17	Zack Greinke	2005
10.	16	Brian Bannister	2008
	16	Jose Lima	2005
	16	Jeff Suppan	2002
	16	Chad Durbin	2001
	16	Bret Saberhagen	1988
	16	Jim Rooker	1969

Shutouts

1.	6	Roger Nelson	1972
2.	+5	Dennis Leonard	1979
	5	Dennis Leonard	1977
4.	4	8 pitchers tied (Last: Saberhagen, 1989)	

Games Started

1.	+40	Dennis Leonard	1978
2.	*38	Dennis Leonard	1980
	38	Paul Splittorff	1978
	38	Steve Busby	1974
	38	Paul Splittorff	1973
6.	37	Larry Gura	1982
	37	Paul Splittorff	1977
	37	Steve Busby	1973
9.	36	3 pitchers tied	

Appearances

1.	*84	Dan Quisenberry	1985
2.	76	Jason Grimsley	2003
3.	*75	Dan Quisenberry	1980
4.	74	Jimmy Gobble	2007
5.	73	Jason Grimsley	2001
	73	Scott Service	1998
	73	Jeff Montgomery	1990
8.	72	Dan Quisenberry	1984
	72	Dan Quisenberry	1982
10.	71	Ramon Ramirez	2008

Complete Games

1.	21	Dennis Leonard	1977
2.	20	Dennis Leonard	1978
	20	Steve Busby	1974
4.	18	Steve Busby	1975
5.	16	Larry Gura	1980
	16	Dennis Leonard	1976
7.	15	Dick Drago	1971
	15	Bret Saberhagen	1987
9.	13	Paul Splittorff	1981
10.	12	4 pitchers tied (Last: Saberhagen*, 1989)	

Saves

1.	+45	Jeff Montgomery	1993
	*45	Dan Quisenberry	1983
3.	*44	Dan Quisenberry	1984
4.	42	Joakim Soria	2008
5.	39	Jeff Montgomery	1992
6.	*37	Dan Quisenberry	1985
7.	36	Jeff Montgomery	1998
8.	*35	Dan Quisenberry	1982
9.	33	Jeff Montgomery	1991
	+33	Dan Quisenberry	1980

Innings Pitched

1.	294.2	Dennis Leonard	1978
2.	292.2	Dennis Leonard	1977
3.	292.1	Steve Busby	1974
4.	283.1	Larry Gura	1980
5.	280.1	Dennis Leonard	1980
6.	269.2	Mark Gubicza	1988
7.	*262.1	Bret Saberhagen	1989
	262.0	Paul Splittorff	1978
	262.0	Paul Splittorff	1973
10.	260.2	Bret Saberhagen	1988

*Led League

+Tied for league lead

Single Season ERA based on a minimum 162 innings pitched

Career ERA based on a minimum 400 innings pitched

ROYALS

REVIEW

HISTORY

RECORDS

OPPONENTS

SCOUTING/PLAYER DEV.

MEDIA & MISC.



SEASON TOP 10 PITCHING (CONT.)

Single Season Strikeouts

1.	244	Dennis Leonard	1977
2.	207	Kevin Appier	1996
3.	206	Bob Johnson	1970
4.	198	Steve Busby	1974
5.	196	Kevin Appier	1997
6.	193	Bret Saberhagen	1989
7.	191	David Cone	1993
8.	186	Kevin Appier	1993
9.	185	Kevin Appier	1995
10.	183	Zack Greinke	2008
	183	Gil Meche	2008
	183	Mark Gubicza	1988
	183	Dennis Leonard	1978

Walks+Hits Per 9 Innings

1.	*7.84	Roger Nelson	1972
2.	*8.65	Bret Saberhagen	1989
3.	9.09	Larry Gura	1981
4.	*9.52	Bret Saberhagen	1985
5.	9.63	Bret Saberhagen	1991
6.	9.64	David Cone	1994
7.	9.86	Larry Gura	1978
8.	9.95	Kevin Appier	1993
9.	9.99	Dennis Leonard	1977
10.	10.11	Doug Bird	1976

Hits Allowed Per 9 Innings

1.	6.23	Roger Nelson	1972
2.	6.74	Tom Gordon	1989
3.	6.81	David Cone	1994
4.	6.90	Kevin Appier	1993
5.	6.93	Bruce Dal Canton	1974
6.	7.17	Bret Saberhagen	1989
7.	7.22	Kevin Appier	1992
8.	7.26	Larry Gura	1981
9.	7.26	David Cone	1993
10.	7.29	Kevin Appier	1995

Walks Per 9 Innings

1.	*1.41	Doug Bird	1976
2.	*1.45	Bret Saberhagen	1985
3.	1.48	Bret Saberhagen	1989
4.	1.50	Paul Byrd	2002
5.	1.61	Roger Nelson	1972
6.	1.72	Dick Drago	1971
7.	*1.80	Mark Gubicza	1994
8.	1.83	Larry Gura	1981
9.	1.83	Dennis Leonard	1981
10.	1.86	Bret Saberhagen	1987

Hits Allowed

1.	284	Steve Busby	1974
2.	*283	Dennis Leonard	1978
3.	279	Paul Splittorff	1973
4.	272	Larry Gura	1980
5.	271	Dennis Leonard	1980
	*271	Bret Saberhagen	1988
7.	*267	Chris Haney	1996
8.	262	Tim Belcher	1996
9.	252	Mark Gubicza	1989
	252	Paul Splittorff	1974
	252	Dick Drago	1973

Walks Allowed

1.	120	Mark Gubicza	1987
2.	114	David Cone	1993
3.	109	Danny Jackson	1987
4.	107	Pat Rapp	1998
5.	105	Steve Busby	1973
6.	102	Jim Rooker	1970
7.	100	Rich Gale	1978
8.	99	Tom Gordon	1990
	99	Rich Gale	1979
10.	94	Mac Suzuki	2000

Home Runs Allowed

1.	38	Darrell May	2004
2.	*37	Tim Belcher	1998
3.	36	Paul Byrd	2002
	*36	Jeff Suppan	2000
5.	33	Dennis Leonard	1979
6.	32	Jeff Suppan	2002
7.	31	Tim Belcher	1997
	31	Larry Gura	1982
	31	Darrell May	2003
	31	Jose Lima	2005
10.	*30	Dennis Leonard	1980



Doug Bird led the American League allowing 1.41 walks per 9 innings in 1976, a Royals record.

*Led League

+Tied for league lead

Single Season ERA based on a minimum 162 innings pitched

TOP 10 PITCHING - CAREER



ROYALS

REVIEW

HISTORY

RECORDS

OPPONENTS

SCOUTING/PLAYER DEV.

MEDIA & MISC.

ERA

1.	2.55	Dan Quisenberry	1979-88
2.	3.05	Steve Farr	1985-90
3.	3.20	Jeff Montgomery	1988-99
4.	3.21	Bret Saberhagen	1984-91
5.	3.46	Al Fitzmorris	1969-76
6.	3.48	Marty Pattin	1974-80
7.	3.49	Kevin Appier	1989-99, 2003-2004
8.	3.52	Dick Drago	1969-73
9.	3.56	Doug Bird	1973-78
10.	3.60	Charlie Leibrandt	1984-89

Wins

1.	166	Paul Splittorff	1970-84
2.	144	Dennis Leonard	1974-86
3.	132	Mark Gubicza	1984-96
4.	115	Kevin Appier	1989-99, 2003-04
5.	111	Larry Gura	1976-85
6.	110	Bret Saberhagen	1984-91
7.	79	Tom Gordon	1988-95
8.	76	Charlie Leibrandt	1984-89
9.	70	Steve Busby	1972-80
10.	70	Al Fitzmorris	1969-76

Won-Loss Percentage

1.	.593 (70-48)	Al Fitzmorris	1969-76
2.	.587 (111-78)	Larry Gura	1976-85
3.	.586 (34-24)	Steve Farr	1985-90
4.	.585 (110-78)	Bret Saberhagen	1984-91
5.	.576 (49-36)	Doug Bird	1973-78
6.	.576 (144-106)	Dennis Leonard	1974-86
7.	.565 (70-54)	Steve Busby	1972-80
8.	.560 (42-33)	Rich Gale	1978-81
9.	.556 (115-92)	Kevin Appier	1989-99, 03-04
10.	.555 (76-61)	Charlie Leibrandt	1984-89

Losses

1.	143	Paul Splittorff	1970-84
2.	135	Mark Gubicza	1984-96
3.	106	Dennis Leonard	1974-86
4.	92	Kevin Appier	1989-99, 2003-2004
5.	78	Bret Saberhagen	1984-91
6.	78	Larry Gura	1976-85
7.	71	Tom Gordon	1988-95
8.	70	Dick Drago	1969-73
9.	61	Charlie Leibrandt	1984-89
10.	57	Buddy Black	1982-88

Shutouts

1.	23	Dennis Leonard	1974-86
2.	17	Paul Splittorff	1970-84
3.	16	Mark Gubicza	1984-96
4.	14	Bret Saberhagen	1984-91
5.	14	Larry Gura	1976-85
6.	11	Al Fitzmorris	1969-76
7.	10	Kevin Appier	1989-98, 2003-2004
8.	10	Charlie Leibrandt	1984-89
9.	10	Dick Drago	1969-73
10.	7	3 pitchers tied	

Games Started

1.	392	Paul Splittorff	1970-84
2.	327	Mark Gubicza	1984-96
3.	302	Dennis Leonard	1974-86
4.	275	Kevin Appier	1989-99, 2004
5.	226	Bret Saberhagen	1984-91
6.	219	Larry Gura	1976-85
7.	187	Charlie Leibrandt	1984-89
8.	160	Dick Drago	1969-73
9.	150	Steve Busby	1972-80
10.	144	Tom Gordon	1988-95

Appearances

1.	686	Jeff Montgomery	1988-99
2.	573	Dan Quisenberry	1979-88
3.	429	Paul Splittorff	1970-84
4.	382	Mark Gubicza	1984-96
5.	312	Dennis Leonard	1974-86
6.	310	Larry Gura	1976-85
7.	292	Doug Bird	1973-78
8.	289	Steve Farr	1985-90
9.	287	Kevin Appier	1989-99, 2003-04
10.	281	Hipolito Pichardo	1992-99

Complete Games

1.	103	Dennis Leonard	1974-86
2.	88	Paul Splittorff	1970-84
3.	64	Bret Saberhagen	1984-91
4.	61	Larry Gura	1976-85
5.	53	Steve Busby	1972-80
6.	53	Dick Drago	1969-73
7.	42	Mark Gubicza	1984-96
8.	35	Al Fitzmorris	1969-76
9.	34	Charlie Leibrandt	1984-89
10.	32	Kevin Appier	1989-99, 2003-2004

Saves

1.	304	Jeff Montgomery	1988-99
2.	238	Dan Quisenberry	1979-88
3.	59	Joakim Soria	2007-08
4.	58	Doug Bird	1973-78
5.	54	Roberto Hernandez	2001-2002
6.	50	Mike MacDougal	2001-2006
7.	49	Steve Farr	1985-90
8.	40	Ted Abernathy	1970-72
9.	31	Al Hrabosky	1978-79
10.	28	Mark Littell	1973, 75-77
	28	Tom Burgmeier	1969-73

Innings Pitched

1.	2554.2	Paul Splittorff	1970-84
2.	2218.2	Mark Gubicza	1984-96
3.	2187.1	Dennis Leonard	1974-86
4.	1843.2	Kevin Appier	1989-99, 2003-2004
5.	1701.1	Larry Gura	1976-85
6.	1660.1	Bret Saberhagen	1984-91
7.	1257.0	Charlie Leibrandt	1984-89
8.	1149.2	Tom Gordon	1988-95
9.	1134.0	Dick Drago	1969-73
10.	1098.0	Al Fitzmorris	1969-76

Career Season ERA and won-loss percentage based on a minimum 500 innings pitched for KC



CAREER TOP 10 PITCHING (CONT.)

Strikeouts

1.	1458	Kevin Appier	1989-99, 2003-2004
2.	1366	Mark Gubicza	1984-96
3.	1323	Dennis Leonard	1974-86
4.	1093	Bret Saberhagen	1984-91
5.	1057	Paul Splittorff	1970-84
6.	999	Tom Gordon	1988-95
7.	720	Jeff Montgomery	1988-99
8.	659	Steve Busby	1972-80
9.	633	Larry Gura	1976-85
10.	618	Charlie Leibrandt	1984-89

Walks+Hits Per 9 Innings

1.	10.20	Bret Saberhagen	1984-91
2.	10.35	Dan Quisenberry	1979-88
3.	11.10	Jeff Montgomery	1988-99
4.	11.10	Marty Pattin	1974-80
5.	11.21	Doug Bird	1973-78
6.	11.25	Kevin Appier	1989-99, 2003-2004
7.	11.27	Larry Gura	1976-85
8.	11.33	Buddy Black	1982-88
9.	11.35	Dennis Leonard	1974-86
10.	11.68	Dick Drago	1969-73



Jeff Montgomery, the Royals' all-time saves leader, allowed 8.05 hits per nine innings in his KC career.

Photo by Rick Stewart/Getty Images

Hits Allowed Per 9 Innings

1.	8.05	Jeff Montgomery	1988-99
2.	8.14	Tom Gordon	1988-95
3.	8.16	Kevin Appier	1989-99, 2003-2004
4.	8.26	Steve Farr	1985-90
5.	8.41	Bret Saberhagen	1984-91
6.	8.51	Steve Busby	1972-80
7.	8.51	Larry Gura	1976-85
8.	8.67	Buddy Black	1982-88
9.	8.70	Rich Gale	1978-81
10.	8.73	Marty Pattin	1974-80

Walks Per 9 Innings

1.	1.36	Dan Quisenberry	1979-88
2.	1.79	Bret Saberhagen	1984-91
3.	2.37	Marty Pattin	1974-80
4.	2.37	Doug Bird	1973-78
5.	2.38	Zack Greinke	2004-08
6.	2.46	Dick Drago	1969-73
7.	2.56	Dennis Leonard	1974-86
8.	2.57	Charlie Leibrandt	1984-89
9.	2.66	Buddy Black	1982-88
10.	2.66	Larry Gura	1976-85

Hits Allowed

1.	2644	Paul Splittorff	1970-84
2.	2226	Mark Gubicza	1984-96
3.	2137	Dennis Leonard	1974-86
4.	1671	Kevin Appier	1989-99, 2003-2004
5.	1628	Larry Gura	1976-85
6.	1551	Bret Saberhagen	1984-91
7.	1294	Charlie Leibrandt	1984-89
8.	1162	Dick Drago	1969-73
9.	1075	Al Fitzmorris	1969-76
10.	1040	Tom Gordon	1988-95

Walks

1.	783	Mark Gubicza	1984-96
2.	780	Paul Splittorff	1970-84
3.	634	Kevin Appier	1989-99, 2003-2004
4.	622	Dennis Leonard	1974-86
5.	587	Tom Gordon	1988-95
6.	503	Larry Gura	1976-85
7.	433	Steve Busby	1972-80
8.	359	Al Fitzmorris	1969-76
9.	359	Charlie Leibrandt	1984-89
10.	331	Bret Saberhagen	1984-91

Home Runs Allowed

1.	202	Dennis Leonard	1974-86
2.	192	Paul Splittorff	1970-84
3.	166	Larry Gura	1976-85
4.	153	Mark Gubicza	1984-96
5.	138	Kevin Appier	1989-99, 2003-2004
6.	126	Bret Saberhagen	1984-91
7.	123	Jeff Suppan	1998-2002
8.	102	Charlie Leibrandt	1984-89
9.	100	Buddy Black	1982-88
10.	97	Darrell May	2002-04

Stats per nine innings pitched based on a minimum 500 innings pitched for KC

ALL-TIME LEAGUE LEADERS



BATTING LEADERS

Games (4)			Doubles (7)			Slugging Percentage (4)		
161+	John Mayberry	1976	36+	Amos Otis	1970	.664	George Brett	1980
162+	Al Cowens	1977	33	Lou Piniella	1972	.463	George Brett	1983
162+	Hal McRae	1977	40	Amos Otis	1976	.585	George Brett	1985
162+	Carlos Beltran	2002	54	Hal McRae	1977	.593	Danny Tartabull	1991
			45	George Brett	1978			
			46+	Hal McRae	1982	On-Base+Slug Percentage (4)		
			45+	George Brett	1990	.868	Hal McRae	1976
At Bats (3)			Triples (10)			1.118 George Brett 1980		
634	George Brett	1975	11	Fred Patek	1971	.947	George Brett	1983
645	George Brett	1976	13+	George Brett	1975	1.022	George Brett	1985
705	Willie Wilson	1980	14	George Brett	1976	Stolen Bases (4)		
Batting Average (4)			20	George Brett	1979	52	Amos Otis	1971
.333	George Brett	1976	15+	Willie Wilson	1980	53	Fred Patek	1977
.390	George Brett	1980	15	Willie Wilson	1982	83	Willie Wilson	1979
.332	Willie Wilson	1982	21	Willie Wilson	1985	46	Johnny Damon	2000
.329	George Brett	1990	15	Willie Wilson	1987	Base on Balls (3)		
Total Bases (1)			15	Willie Wilson	1987	122	John Mayberry	1973
298	George Brett	1976	11+	Willie Wilson	1988	119	John Mayberry	1975
Runs (2)			13	Jose Offerman	1998	121	Darrell Porter	1979
133	Willie Wilson	1980	Runs Batted In (1)			Hit By Pitch (2)		
136	Johnny Damon	2000	133	Hal McRae	1982	15+	Mike Sweeney	2000
Hits (5)			On-Base Percentage (4)			23 David DeJesus 2007		
195	George Brett	1975	.417	John Mayberry	1973	Strikeouts (2)		
215	George Brett	1976	.407	Hal McRae	1976	166	Steve Balboni	1985
212	George Brett	1979	.429	Darrell Porter	1979	172	Bo Jackson	1989
230	Willie Wilson	1980	.461	George Brett	1980	+ Tied for League Lead		
207+	Kevin Seitzer	1987						

PITCHING LEADERS

Wins (2)			Complete Games (2)			Walks+Hits Per Nine (4)		
20+	Dennis Leonard	1977	12	Bret Saberhagen	1989	7.84	Roger Nelson	1972
23	Bret Saberhagen	1989	7	Paul Byrd	2002	10.16	Buddy Black	1984
Losses (3)			Shutouts (1)			9.52 Bret Saberhagen 1985		
18	Larry Gura	1983	5+	Dennis Leonard	1979	8.65	Bret Saberhagen	1989
19	Darrell May	2004	Saves (6)			Hits Allowed (4)		
17	Zack Greinke	2005	33+	Dan Quisenberry	1980	283	Dennis Leonard	1978
Winning Percentage (1)			35	Dan Quisenberry	1982	202	Dennis Leonard	1981
.793	Bret Saberhagen	1989	45	Dan Quisenberry	1983	271	Bret Saberhagen	1988
ERA (2)			44	Dan Quisenberry	1984	267	Chris Haney	1996
2.16	Bret Saberhagen	1989	37	Dan Quisenberry	1985	Home Runs Allowed (3)		
2.56	Kevin Appier	1993	45+	Jeff Montgomery	1993	30	Dennis Leonard	1980
Appearances (3)			Innings Pitched (2)			37 Tim Lincecum 1998		
75	Dan Quisenberry	1980	201.2	Dennis Leonard	1981	36	Jeff Suppan	2000
69	Dan Quisenberry	1983	262.1	Bret Saberhagen	1989	Outfield Assists (3)		
84	Dan Quisenberry	1985	Walks Per Nine (4)			15+	Amos Otis	1970
Starts (6)			1.41	Doug Bird	1976	14	Willie Wilson	1981
40+	Dennis Leonard	1978	1.45	Bret Saberhagen	1985	17	Jermaine Dye	1999
38	Dennis Leonard	1980	1.80	Mark Gubicza	1994	+ Tied for League Lead		
26+	Dennis Leonard	1981	2.01	Chris Haney	1996			
36+	Mark Gubicza	1989						
33	Mark Gubicza	1995						
34+	Gil Meche	2007						
34+	Gil Meche	2008						

ROYALS

REVIEW

HISTORY

RECORDS

OPPONENTS

SCOUTING/PLAYER DEV.

MEDIA & MISC.



COMPLETE GAMES - 2 HITS OR LESS

Complete Game No-Hitters

No.	Pitcher	Date	Opponent	Score
1.	Steve Busby	April 27, 1973	at Detroit	3-0
2.	Steve Busby	June 19, 1974	at Milwaukee	2-0
3.	Jim Colborn	May 14, 1977	Texas	6-0
4.	Bret Saberhagen	Aug. 26, 1991	Chicago	7-0

Complete Game One-Hitters

No.	Pitcher	Date	Opponent	Score
1.	Bill Butler	Aug. 9, 1969	at Cleveland	10-0
2.	Wally Bunker	Sept. 11, 1969	at California	3-0
3.	Dick Drago	July 30, 1971 (4 1/2 inn.)	at Baltimore	0-1
4.	Paul Splittorff	Aug. 11, 1971	at Washington	1-0
5.	Roger Nelson	Aug. 23, 1972	Boston	3-0
6.	Paul Splittorff	Aug. 3, 1975	Oakland	5-0
7.	Andy Hassler	July 2, 1977	at Cleveland	1-0
8.	Paul Splittorff	Sept. 2, 1977 (2nd)	Milwaukee	3-0
9.	Rich Gale	June 13, 1978	Texas	5-0
10.	Larry Gura	April 30, 1980	at Toronto	3-0
11.	Vida Blue	Sept. 13, 1982	Seattle	8-0
12.	Charlie Leibrandt	May 16, 1987	Milwaukee	13-0
13.	Kevin Appier	July 7, 1990	at Detroit	4-0
14.	Hipolito Pichardo	July 21, 1992	Boston	8-0
15.	Dennis Rasmussen	Sept. 29, 1992	at California	2-0
16.	Kevin Appier	July 27, 1993	Texas	0-1
17.	David Cone	May 22, 1994	at California	4-0
18.	Mark Gubicza	June 15, 1995	at Oakland	7-0

Complete Game Two-Hitters

No.	Pitcher	Date	Opponent	Score
1.	Bob Johnson	Aug. 23, 1970	Boston	4-3
2.	Al Fitzmorris	Aug. 4, 1971 (2nd)	Minnesota	3-0
3.	Dick Drago	April 25, 1972	Baltimore	3-0
4.	Roger Nelson	Oct. 4, 1972	Texas	4-0
5.	Paul Splittorff	April 14, 1973	at Chicago	3-0
6.	Paul Splittorff	June 18, 1974	at Milwaukee	4-0
7.	Al Fitzmorris	Aug. 5, 1975	Minnesota	6-1
8.	Andy Hassler	Aug. 20, 1976	Milwaukee	3-0
9.	Dennis Leonard	June 28, 1977	at California	3-1
10.	Rich Gale	May 15, 1978	Boston	3-1
11.	Dennis Leonard	June 11, 1980 (1st)	Cleveland	5-0
12.	Bret Saberhagen	May 17, 1985	at Milwaukee	3-0
13.	Bret Saberhagen	April 16, 1986	at Boston	1-0
14.	Dennis Leonard	April 29, 1986	at Detroit	1-2
15.	Danny Jackson	Oct. 1, 1986	California	2-0
16.	Bret Saberhagen	April 10, 1987	New York	13-1
17.	Bret Saberhagen	May 9, 1987	at Cleveland	4-0
18.	Charlie Leibrandt	July 26, 1987	at Baltimore	4-0
19.	Mark Gubicza	June 11, 1988	at California	7-0
20.	Charlie Leibrandt	June 15, 1988	at Oakland	2-0
21.	Mark Gubicza	Sept. 16, 1988	at Oakland	3-0
22.	Bret Saberhagen	May 18, 1990	at New York	4-1
23.	Chris Haney	Sept. 22, 1992	Seattle	3-0
24.	David Cone	May 9, 1993	Texas	1-2
25.	Kevin Appier	Aug. 7, 1996	Oakland	7-0
26.	Tim Lincecum	May 13, 1997	Boston	9-0
27.	Kevin Appier	May 21, 1997	at Cleveland	0-1
28.	Jose Rosado	July 3, 1998	Cleveland	1-2
29.	Jeff Suppan	April 29, 2002	at Detroit	4-0
30.	Brian Anderson	Aug. 4, 2004	vs. Chicago	11-0

QUARTET OF ROYALS NO-HITTERS



Steve Busby

April 27, 1973 at Detroit
Kansas City 3, Detroit 0



In just his 10th Major League start, 23-year old Steve Busby recorded the first no-hitter in club history by shutting down Detroit on April 27, 1973. His no-hitter was the first in Tiger Stadium since 1952. He allowed 6 walks and struck out 4 in the 3-0 win.

In his next start, Busby allowed just 1 hit in 5.2 innings of work in a 5-3 win at Milwaukee on May 4. Busby picked up where he left off, tossing 5.1 hitless innings until Dave May homered in the sixth inning. Busby didn't allow any more hits but was removed later that inning because of wildness.

Kansas City	AB	R	H	RBI	BB	K	PO	A
Patek ss	4	0	0	0	1	1	4	5
Hovley dh	4	0	1	0	0	0	0	0
McRae ph/dh	1	0	0	0	0	0	0	0
Onis cf	4	1	1	1	0	1	2	0
Mayberry 1b	3	0	0	0	1	0	11	0
Piniella lf	4	0	2	0	0	0	3	0
Kirkpatrick rf	4	2	3	1	0	0	2	0
Rojas 2b	3	0	1	0	0	0	1	1
Schaal 3b	4	0	0	0	0	0	0	1
Healy c	4	0	0	0	0	0	4	0
Busby p	0	0	0	0	0	0	0	2
Totals	35	3	8	2	2	2	27	9

Detroit	AB	R	H	RBI	BB	K	PO	A
Northrup rf	4	0	0	0	0	0	5	0
Rodriguez 3b	3	0	0	0	0	1	1	2
Sims ph	0	0	0	0	1	0	0	0
Reese lf	3	0	0	0	1	0	2	0
Freehan c	2	0	0	0	2	0	2	1
G. Brown dh	3	0	0	0	0	0	0	0
N. Cash 1b	1	0	0	0	2	1	12	1
McAuliffe 2b	3	0	0	0	0	0	2	3
Stanley cf	3	0	0	0	0	1	1	0
Brinkman ss	3	0	0	0	0	1	2	4
Perry p	0	0	0	0	0	0	0	3
Scherman p	0	0	0	0	0	0	0	0
Totals	25	0	0	0	6	4	27	14

KC 0 0 0 0 1 0 0 1 1 - 3 8 0
DET 0 0 0 0 0 0 0 0 - 0 0 2

DP: Kansas City, 2; Detroit, 1. E: Rodriguez (1), N. Cash (2). PB: Healy (1), Freehan (1). HR: Kirkpatrick (3, 5th inning off Perry 0 on, 0 out); Onis (4, 8th inning off Perry 0 on, 1 out). SH: Rojas (1, off Perry).

Kansas City	IP	H	HR	R	ER	BB	K
Busby (2-2)	9.0	0	0	0	0	6	4

Detroit	IP	H	HR	R	ER	BB	K
Perry (2-2)	8.2	8	2	3	2	2	2
Scherman	0.1	0	0	0	0	0	0
Totals	9.0	8	2	3	2	2	2

WP: Busby (1).

Umpires: Rice, Goetz, Maloney, Evans

Time of Game: 2:18 Attendance: 16,345

Steve Busby

June 19, 1974 at Milwaukee
Kansas City 2, Milwaukee 0



Busby became the first pitcher in Major League history to collect no-hitters in each of his first 2 big league seasons when he defeated the Milwaukee Brewers on June 19, 1974 at County Stadium, 2-0.

George Scott, who walked to lead off the second inning, was Milwaukee's only baserunner in the game. Busby then retired 24 straight batters to establish a club record.

Busby then retired the first 9 batters faced in his next start against Chicago on June 24. The 33-straight batters retired established an American League record.

Kansas City	AB	R	H	RBI	BB	K	PO	A
Patek ss	4	0	2	0	0	0	1	2
Rojas 2b	4	0	1	0	0	0	3	6
Onis cf	4	0	1	0	0	1	3	0
Mayberry 1b	3	1	0	0	1	1	14	0
McRae dh	4	0	1	0	0	0	0	0
Wohlford lf	4	1	1	0	0	0	0	0
Covens rf	3	0	0	0	1	0	2	0
Brett 3b	3	0	1	1	0	0	1	2
Healy c	3	0	0	0	0	0	3	0
Busby p	0	0	0	0	0	0	0	2
Totals	32	2	7	1	2	2	27	12

Milwaukee	AB	R	H	RBI	BB	K	PO	A
Money 3b	4	0	0	0	0	0	1	3
Yount ss	3	0	0	0	0	1	2	3
May rf	3	0	0	0	0	0	3	1
Scott lb	2	0	0	0	1	0	9	1
Briggs lf	3	0	0	0	0	1	1	0
Porter c	3	0	0	0	0	0	2	0
Hansen dh	3	0	0	0	0	0	0	0
Coluccio cf	3	0	0	0	0	1	4	4
T. Johnson 2b	3	0	0	0	0	0	5	1
Wright p	0	0	0	0	0	0	0	2
Totals	27	0	0	0	1	3	27	11

KC 0 1 0 1 0 0 0 0 - 2 7 0
MIL 0 0 0 0 0 0 0 0 - 0 0 2

DP: Milwaukee, 2. E: Yount (12), Porter (7).

Kansas City	IP	H	HR	R	ER	BB	K
Busby (9-6)	9.0	0	0	0	0	1	3

Milwaukee	IP	H	HR	R	ER	BB	K
Wright (5-9)	9.0	7	0	2	1	2	2

Umpires: Brinkman, Chylak, McCoy, Bremigan

Time of Game: 2:03 Attendance: 9,019

PAIR OF NO-HITTERS AGAINST THE ROYALS



California Angels ace Nolan Ryan recorded the 1st no-hitter in Kauffman Stadium history and the first of two no-hitters against the Royals on May 15, 1973. He struck out 12 and allowed only 3 base runners, all walks, in the 3-0 win. It was the first of two no-hitters for Ryan on the season and the first of a record seven no-hitters in his career.

(Photo by Louis Requena/Getty Images)

Boston Red Sox lefty Jon Lester recorded the second no-hitter against the Royals on May 19, 2008. The no-hitter was the first pitched against the Royals in a road game for KC. Lester walked two (Billy Butler and Estaban German) and struck out nine, throwing 130 pitches. The Red Sox went on to win the game, 7-0, in front of 37,746 faithful at Fenway Park.

(Photo by Elsa/Getty Images)



ROYALS

REVIEW

HISTORY

RECORDS

OPPONENTS

SCOUTING/PLAYER DEV.

MEDIA & MISC.



ROYALS NO-HITTERS (CONT.)

Jim Colborn

May 14, 1977 at Kansas City
Kansas City 6, Texas 0



Jim Colborn secured his place in club history in his first season in Kansas City by becoming the first Royal to pitch a no-hitter in Royals Stadium. He no-hit the Texas Rangers on May 14, 1977 in a 6-0 win to collect the first of 3 no-hitters in the Major Leagues during the 1977 campaign.

Colborn hit Toby Harrah with a pitch in the sixth inning and walked Jim Sundberg in the sixth to mark the only Rangers only baserunners. He faced only 28 batters in the game and struck out 6 in the outing.

Texas	AB	R	H	RBI	BB	K	PO	A
Washington lf	4	0	0	0	0	0	1	0
Campaneris ss	3	0	0	0	0	0	1	3
Hargrove 1b	3	0	0	0	0	0	8	0
Horton dh	3	0	0	0	0	1	0	0
Grieve rf	3	0	0	0	0	1	5	1
Harrah 3b	2	0	0	0	0	0	1	1
Wills 2b	3	0	0	0	0	3	2	3
Sundberg c	1	0	0	0	1	0	3	1
Fahey ph	1	0	0	0	0	0	0	0
Beniquez cf	2	0	0	0	0	1	2	0
May ph	1	0	0	0	0	0	0	0
Boggs p	0	0	0	0	0	0	0	0
Marshall p	0	0	0	0	0	0	1	0
Totals	26	0	0	0	1	6	24	9

Kansas City	AB	R	H	RBI	BB	K	PO	A
Nelson dh	4	1	0	0	1	0	0	0
Poquette rf	4	1	2	1	0	0	3	0
McRae lf	2	0	1	1	2	0	1	0
Zdeb pr, lf	0	0	0	0	0	0	1	0
Covens cf	4	0	2	0	0	0	4	0
LaCock 1b	4	1	2	0	0	0	7	4
Porter c	4	1	2	1	0	1	6	0
Rojas 3b	4	1	1	0	0	2	0	0
Patek ss	4	1	2	2	0	0	0	2
White 2b	3	0	0	1	0	0	1	3
Colborn p	0	0	0	0	0	0	4	1
Totals	33	6	12	6	3	3	27	10

TEX 0 0 0 0 0 0 0 0 0
KC 0 0 2 0 0 2 0 5 - 6 12 0

DP: Texas, 1; Kansas City, 1. HBP: Harrah (1, by Colborn). 2B: LaCock 2 (5, off Boggs 2); Rojas (5, off Boggs); Porter (7, off Marshall). 3B: Poquette (2, off Boggs); Porter (2, off Boggs); Patek (3, off Marshall). SB: White (3, off Marshall). SB: Rojas (1, 2nd base off Marshall/Sundberg); Harrah (3, 2nd base off Colborn/Porter). CS: Patek (2, 2nd base by Marshall/Sundberg).

Texas	IP	H	HR	R	ER	BB	K
Boggs (0-3)	5.1	9	0	4	4	2	3
Marshall	2.2	3	0	2	2	1	0
Totals	8.0	12	0	6	6	3	3

Kansas City	IP	H	HR	R	ER	BB	K
Colborn (5-3)	9.0	0	0	0	0	1	6

HBP: Colborn (6, Harrah)
Umpires: Deegan, McKean, Ford, DiMuro
Time of Game: 2:10 Attendance: 29,978

Bret Saberhagen

Aug. 26, 1991 at Kansas City
Kansas City 7, Chicago 0



Bret Saberhagen collected the Royals last no-hitter on Aug. 26, 1991 with a 7-0 win over the White Sox at Royals Stadium. He walked 2 and struck out 5 batters in the no-hit effort.

Saberhagen became just the third pitcher in Major League history to throw a no-hitter, win a Cy Young Award and be named World Series MVP, joining Hall of Famers Sandy Koufax and Bob Gibson.

Chicago	AB	R	H	RBI	BB	K	PO	A
Raines lf	4	0	0	0	0	2	5	1
Cora 2b	4	0	0	0	0	1	1	7
Thomas 1b	4	0	0	0	0	0	6	1
Ventura 3b	3	0	0	0	0	0	1	0
Fisk dh	3	0	0	0	0	1	0	0
Pasqua cf	2	0	0	0	1	0	1	0
Johnson cf	3	0	0	0	0	0	1	0
Karkovice c	2	0	0	0	1	1	2	0
Merullo c	0	0	0	0	0	0	0	0
Guillen ss	3	0	0	0	0	0	6	1
Hough p	0	0	0	0	0	0	1	0
Patterson p	0	0	0	0	0	0	0	1
Pall p	0	0	0	0	0	0	0	0
Radinsky p	0	0	0	0	0	0	0	0
Totals	28	0	0	0	2	5	24	11

Kansas City	AB	R	H	RBI	BB	K	PO	A
McRae cf	4	2	1	0	0	0	1	0
Gibson lf	4	3	2	1	1	0	3	0
Brett dh	3	1	2	1	1	0	0	0
Eisenreich rf	3	0	1	1	0	0	3	0
Benzing 1b	4	1	2	3	0	0	12	0
Pecota 3b	4	0	1	1	0	0	0	2
Mayne c	4	0	1	0	0	0	5	0
Howard ss	4	0	1	0	0	0	0	3
Shumpert 2b	4	0	1	0	0	2	0	5
Saberhagen p	0	0	0	0	0	0	3	2
Totals	34	7	13	7	2	2	27	12

CHI 0 0 0 0 0 0 0 0 - 0 0 1
KC 2 0 3 2 0 0 0 0 x - 7 13 1

E: Patterson (3); Gibson (3). PB: Karkovice (2). 2B: Pecota (1, off Hough); Benzing (8, off Patterson). 3B: Gibson (6, off Patterson). SF: Brett (7, off Hough); Eisenreich (3, off Patterson). HBP: McRae (2, by Patterson). SB: Benzing (1, 2nd base off Hough/Karkovice).

Chicago	IP	H	HR	R	ER	BB	K
Hough (7-8)	2.2	8	0	5	5	1	0
Patterson	1.0	2	0	2	2	1	1
Pall	3.1	2	0	0	0	0	1
Radinsky	1.0	1	0	0	0	0	0
Totals	8.0	13	0	7	7	2	2

Kansas City	IP	H	HR	R	ER	BB	K	
Saberhagen (10-6)	9.0	0	0	0	0	0	2	5

WP: Pall (2). HBP: Patterson (1, McRae).
Umpires: Hendry, J. Hirschbeck, Phillips, Cederstrom
Time of Game: 2:50 Attendance: 25,164

STRIKEOUT PERFORMANCES



TOP SINGLE-GAME STRIKEOUT PERFORMANCES

SO	Date	Pitcher	Opponent	Score
14	8/27/88	Mark Gubicza	Minnesota	4-1
13 (x9)	8/29/96	Kevin Appier	at Detroit	1-4
	9/15/95	Kevin Appier	at California	5-0
	5/25/94	Kevin Appier	Texas	8-3
	4/20/91	Tom Gordon	at New York	5-2
	9/30/89	Bret Saberhagen	at Oakland	6-1
	9/23/77	Dennis Leonard	at California	7-3
	7/8/77	Dennis Leonard	Oakland	6-2
	7/10/73	Steve Busby	at Milwaukee	5-3
	5/24/72	Dick Drago	Minnesota	0-1
12 (x9)	9/3/96	Kevin Appier	at Toronto	5-2
	5/4/95	Kevin Appier	at Minnesota	6-0
	7/23/94	David Cone	at Detroit	4-1
	6/7/90	Bret Saberhagen	California	1-2
	7/9/89	Bret Saberhagen	Chicago	4-5
	5/26/87	Danny Jackson	at Chicago	5-4
	9/14/85	Bret Saberhagen	at Oakland	2-1
	8/14/77	Dennis Leonard	at Toronto	3-6
	8/23/70	Bob Johnson	vs. Boston	4-3

SO	Date	Pitcher	Opponent	Score
11 (18x)	7/28/08	Zack Greinke	at Oakland	4-2
	6/17/01	Blake Stein	at Milwaukee	2-5
	6/5/97	Kevin Appier	Texas	3-6 (11)
	6/23/96	Kevin Appier	at Baltimore	4-0
	4/12/96	Kevin Appier	at Milwaukee	4-1
	7/7/95	Kevin Appier	at Detroit	1-3
	6/14/95	Kevin Appier	at Seattle	2-1
	9/22/93	Tom Gordon	at Oakland	3-2 (10)
	8/19/93	David Cone	at Minnesota	4-2
	7/27/93	Kevin Appier	Texas	0-1
	9/22/91	Bret Saberhagen	at Seattle	2-1
	7/4/89	Bret Saberhagen	at Oakland	10-1
	7/31/88	Charlie Leibrandt	at Baltimore	4-1
	9/23/87	Mark Gubicza	at Seattle	9-0
	6/24/77	Dennis Leonard	at Oakland	3-0
	7/16/74	Steve Busby	Boston	5-4
	8/9/73	Steve Busby	Boston	3-2
	7/21/70	Bob Johnson	Baltimore	1-2

ROYALS WITH MOST 10-PLUS STRIKEOUT GAMES

Gms	Name	Best	Date	Opponent
21	Kevin Appier	13	5/25/94 9/15/95 8/29/96	vs. Texas at California at Detroit
8	Mark Gubicza	14	8/27/88	vs. Minnesota
8	Bret Saberhagen	13	9/30/89	at Oakland
8	Tom Gordon	13	4/20/91	at New York
7	Dennis Leonard	13	7/8/77 9/23/77	vs. Oakland at California
5	Steve Busby	13	7/10/73	at Milwaukee
4	Bob Johnson	12	8/23/70	vs. Boston
3	Bill Butler	10	7/15/69 7/20/69 9/5/69	at California at Chicago at Seattle
3	David Cone	12	7/23/94	at Detroit
3	Zack Greinke (right)	11	7/28/08	at Oakland
2	Paul Splittorff	10	9/5/72 9/16/73	at Texas at California
2	Danny Jackson	12	5/26/87	at Chicago
2	Charlie Leibrandt	11	7/31/88	at Baltimore
2	Gil Meche	10	6/15/08 9/6/08	at Arizona vs. Cleveland
1	13 pitchers tied with 1 (Floyd Bannister, Bud Black, Nellie Briles, Wally Bunker, Dick Drago, Rich Gale, Luke Hudson, Mark Littell, Odalis Perez, Pat Rapp, Blake Stein, Jay Witasick, Ken Wright)			



Photo by Jamie Squire/
Getty Images

ROYALS 20-GAME WINNERS

Wins	Pitcher	Age	Year	Date Reached 20	No. Starts to Reach 20	Final Record
#23	Bret Saberhagen	25	1989	Sept. 17	32	23-6
22	Steve Busby	25	1974	Sept. 17	36	22-14
21	Dennis Leonard	27	1978	Sept. 25	39	21-17
20	Paul Splittorff	26	1973	Sept. 26	38	20-11
+20	Dennis Leonard	26	1977	Oct. 2	37	20-12
20	Dennis Leonard	29	1980	Oct. 4	38	20-11
*20	Bret Saberhagen	21	1985	Sept. 31	31	20-6
20	Mark Gubicza	26	1988	Sept. 26	34	20-8

- won Cy Young and led league in wins

* - led league in wins

* - won Cy Young

POSITION PLAYERS TO PITCH FOR THE ROYALS

Date	Opponent	Pitcher	IP	H	R	ER	BB	SO
8-20-79	vs New York	Jerry Terrell	1.0	0	0	0	0	0
5-14-80	at New York	Jerry Terrell	1.0	1	0	0	1	0
9-01-83	at Chicago	Joe Simpson	1.0	1	1	1	2	0
9-05-83	vs Seattle	Joe Simpson	2.0	3	0	0	0	1
7-03-84	at Cleveland	Leon Roberts	1.0	4	3	3	1	1
6-24-91	vs California	Bill Pecota	2.0	4	1	1	0	0
4-12-94	vs Boston	David Howard	2.0	2	1	1	5	0
7-17-98	at Seattle	Shane Halter	1.0	1	0	0	0	0
7-21-08	vs. Detroit	Tony Pena, Jr.	1.0	0	0	0	0	1

ROYALS
REVIEW
HISTORY

RECORDS

OPPONENTS

SCOUTING/PLAYER DEV.

MEDIA & MISC.



TOP ROYALS HITTING PERFORMANCES

Six-Hit Games

No.	Player	Date	Opponent
1.	Bob Oliver	May 4, 1969	at California
2.	Kevin Seitzer	Aug. 2, 1987	Boston
3.	Joe Randa	Sept. 9, 2004	at Detroit (1)

Five-Hit Games

No.	Player	Date	Opponent
1.	Amos Otis	May 1, 1970	Cleveland
2.	George Brett	Sept. 5, 1975	at California
3.	Tom Poquette	June 15, 1976	at Detroit
4.	George Brett	Sept. 9, 1976	California
5.	Al Cowens	June 1, 1977	at Toronto
6.	Joe Zdeb	July 1, 1977	at Cleveland
7.	Al Cowens	Sept. 6, 1977	at Seattle
8.	Darrell Porter	June 4, 1978	Chicago
9.	George Brett	May 28, 1979	Baltimore
10.	Amos Otis	Aug. 27, 1979	Milwaukee
11.	Willie Wilson	July 18, 1980	at New York
12.	Hal McRae	Aug. 2, 1980	at Chicago
13.	George Brett	Aug. 26, 1980	at Milwaukee
14.	Hal McRae	May 29, 1982	at Texas
15.	Willie Aikens	June 6, 1982	at New York
16.	George Brett	June 10, 1986	Seattle
17.	Willie Wilson	May 13, 1987	at Baltimore
18.	Kevin Seitzer	June 21, 1990	at Minnesota
19.	Jim Eisenreich	June 24, 1990	at Minnesota
20.	Kevin Seitzer	July 4, 1991	at California
21.	Brian McRae	May 31, 1994	at Boston
22.	Wally Joyner	July 16, 1994	Detroit
23.	Vince Coleman	July 29, 1995	Detroit
24.	Hal Morris	Aug. 12, 1998	at Boston
25.	Joe Randa	June 9, 1999	St. Louis
26.	Joe Randa	July 9, 1999	Houston
27.	Johnny Damon	July 18, 2000	Chicago (NL)
28.	Johnny Damon	Sept. 11, 2000	Seattle
29.	Joe Randa	May 12, 2001	at Minnesota
30.	Angel Berroa	Sept. 16, 2003	at Cleveland
31.	Angel Berroa	Sept. 13, 2004	vs. New York
32.	Tony Graffanino	May 29, 2005	at Los Angeles
33.	Mike Sweeney	July 9, 2005	vs. Minnesota

ROYALS TO HIT FOR THE CYCLE

No.	Player	Date	Opponent	Outcome	Order
1.	Fred Patek	July 9, 1971	at Minnesota	KC, 6-3	2B, 1B, 3B, HR
2.	John Mayberry	Aug. 5, 1977	Chicago	KC, 12-2	1B, HR, 3B, 2B
3.	George Brett	May 28, 1979	Baltimore	KC, 5-4 (16)	3B, HR, 1B, 2B
4.	Frank White	Sept. 26, 1979	at California	KC, 4-0	1B, HR, 2B, 3B
5.	Frank White	Aug. 3, 1982	Detroit	KC, 6-5	HR, 2B, 1B, 3B
6.	George Brett	July 25, 1990	at Toronto	KC, 6-1	1B, 3B, 2B, HR

ROYALS TOP HITTING STREAKS

Streak	Name	Dates	Streak	Name	Dates
30	George Brett	July 18-Aug. 18, 1980	17	Willie Wilson	April 19-May 26, 1982
27	Jose Offerman	July 11-Aug. 7, 1998		Kevin Seitzer	April 27-May 16, 1990
25 (2x)	George Brett	Sept. 27, 1982-May 8, 1983		Kevin McReynolds	May 24-June 12, 1992
	Mike Sweeney	July 18-Aug. 13, 1999		Vince Coleman	May 21-June 13, 1995
22	Brian McRae	July 20-Aug. 13, 1991	16 (11x)	John Mayberry	July 28-Aug. 12, 1975
21	Rey Sanchez	May 11-June 3, 2001		Al Cowens	Sept. 10-27, 1977
19 (2x)	Amos Otis	July 30-Aug. 17, 1974		George Brett	July 26-Aug. 12, 1987
	David DeJesus	Sept. 19, 2004-April 8, 2005		Gregg Jefferies	June 18-July 5, 1992
18 (6x)	Lou Piniella	July 11-29, 1970		Jose Lind	July 17-Aug. 2, 1994
	Ed Kirkpatrick	April 4-May 12, 1973		Johnny Damon	April 27-May 12, 1999
	Willie Wilson	July 13-27, 1984		Mike Sweeney	June 22-July 7, 1999
	Gregg Jefferies	May 13-June 1, 1992		Johnny Damon	Aug. 5-Aug. 21, 2000
	Joe Randa	July 1-21, 1999		Mike Sweeney	Aug. 13-Aug. 30, 2000
	Alberto Callaspo	Sept. 7-27, 2008		Joe Randa	Aug. 17-Sept. 3, 2003
17 (5x)	Hal McRae	July 10-29, 1974		Emil Brown	June 11-June 29, 2005

HOME RUNS BY YEAR, BY CLUB



HOME RUNS BY YEAR

Year	Royals			Opponents		
	In KC	On Road	Total	In KC	On Road	Total
1969	39	59	98	63	73	136
1970	46	51	97	48	90	138
1971	23	57	80	36	48	84
1972	29	49	78	28	57	85
1973	54	60	114	61	53	114
1974	38	51	89	42	49	91
1975	46	72	118	45	63	108
1976	37	28	65	35	48	83
1977	56	90	146	50	60	110
1978	43	55	98	44	64	108
1979	53	63	116	81	84	165
1980	47	68	115	51	78	129
1981	17	44	61	27	48	75
1982	61	71	132	64	99	163
1983	50	59	109	66	67	133
1984	48	69	117	59	77	136
1985	67	87	154	43	60	103
1986	60	77	137	46	75	121
1987	73	95	168	57	71	128
1988	55	66	121	37	65	102
1989	38	63	101	26	60	86
1990	42	58	100	46	70	116
1991	47	70	117	40	65	105
1992	24	51	75	41	65	106
1993	50	75	125	49	56	105
1994	41	59	100	48	47	95
1995	49	70	119	68	74	142
1996	50	73	123	90	86	176
1997	88	70	158	94	92	186
1998	76	58	134	110	86	196
1999	74	77	151	96	106	202
2000	84	66	150	117	122	239
2001	75	77	152	112	97	209
2002	88	52	140	121	91	212
2003	69	93	162	113	77	190
2004	56	94	150	90	118	208
2005	51	75	126	80	98	178
2006	65	59	124	102	111	213
2007	49	53	102	79	89	168
2008	50	70	120	73	86	159
Total	2,108	2,634	4,742	2,578	3,025	5,603

ROYALS HOME RUNS - BY CLUB

Team	2008			1969-2008		
	Home	Road	Total	Home	Road	Total
Arizona	-	4	4	5	7	12
Atlanta	-	-	-	-	3	3
Baltimore	1	6	7	146	166	312
Boston	1	2	3	131	153	284
Chicago	11	7	18	201	243	444
Chicago-NL	-	-	-	10	8	18
Cincinnati	-	-	-	2	12	14
Cleveland	5	8	13	163	220	383
Colorado	4	-	4	4	8	12
Detroit	2	11	13	198	251	450
Florida	-	3	3	6	3	9
Houston	-	-	-	8	9	17
Los Angeles	2	-	2	145	207	352
Los Angeles-NL	-	-	-	2	3	5
Milwaukee	-	-	-	117	140	257
Minnesota	3	3	6	189	261	449
New York	1	8	9	143	152	295
New York-NL	-	-	-	2	3	5
Oakland	2	6	8	181	168	349
Philadelphia	-	-	-	4	4	8
Pittsburgh	-	-	-	6	14	20
St. Louis	1	4	5	27	16	43
San Diego	-	-	-	5	4	9
San Francisco	1	-	1	6	1	7
Seattle	6	2	8	136	172	308
Tampa Bay	5	3	8	35	35	70
Texas	4	3	7	138	220	358
Toronto	1	-	1	96	151	247
Washington	-	-	-	2	-	2
Totals	50	70	120	2,108	2,634	4,742

ROYALS

REVIEW

HISTORY

RECORDS

OPPONENTS

SCOUTING/PLAYER DEV.

MEDIA & MISC.



WALK-OFF HOME RUNS (56 TOTAL)

No.	Date	Batter	Pitcher	Opponent	Inn.	On	Final
1.	June 30, 1969	Lou Piniella	Rudy May	California	9	0	2-1
2.	July 3, 1973	Paul Schaal (2nd)	Ken Sanders	Minnesota	9	0	7-6
3.	July 22, 1973	Amos Otis	Eduardo Rodriguez	Milwaukee	9	2	7-5
4.	Sept. 22, 1973	Rick Reichardt	Jackie Brown	Texas	14	1	5-3
5.	May 28, 1974	Cookie Rojas	Bob Reynolds	Baltimore	11	3	9-5
6.	May 15, 1976	John Mayberry	Rich Gossage	Chicago	12	0	2-1
7.	July 17, 1976	George Brett	Luis Tiant	Boston	9	0	2-1
8.	Sept. 15, 1977 (#2)	Al Cowens	Doug Bair	Oakland	10	0	5-4
9.	May 12, 1978	Amos Otis	Rich Gossage	New York	9	1	4-3*
10.	May 28, 1979	George Brett (2nd)	Sammy Stewart	Baltimore	16	0	5-4^
11.	June 9, 1979	Willie Wilson	Ken Clay	New York	13	0	9-8*
12.	Sept. 10, 1979 (#1)	Hal McRae	Mike Marshall	Minnesota	14	0	6-5
13.	Sept. 15, 1979	George Brett	Byron McLaughlin	Seattle	11	0	5-4
14.	Sept. 30, 1980	George Brett	Mike Parrott	Seattle	14	2	7-5
15.	May 10, 1982	Amos Otis	Rollie Fingers	Milwaukee	9	0	3-2
16.	Aug. 21, 1982	Willie Aikens	Salome Barojas	Chicago	9	0	4-3
17.	April 25, 1984	Greg Pryor	Tippy Martinez	Baltimore	9	0	3-2
18.	Aug. 26, 1984	Greg Pryor	Bert Roberge	Chicago	16	0	6-5
19.	Aug. 10, 1985	Jim Sundberg	Bill Caudill	Toronto	10	0	4-3
20.	Sept. 8, 1985	Steve Balboni	Rollie Fingers	Milwaukee	11	1	13-11
21.	May 13, 1986	Hal McRae	Guillermo Hernandez	Detroit	11	1	4-2
22.	July 20, 1986	Frank White	Dickie Noles	Cleveland	9	0	3-2
23.	Aug. 19, 1986	Frank White (2nd)	Dale Mohorcic	Texas	11	0	9-8
24.	Aug. 27, 1987	George Brett	Dale Mohorcic	Texas	10	0	3-2
25.	July 8, 1989	Bo Jackson	John Davis	Chicago	11	0	4-3
26.	Sept. 12, 1989	Pat Tabler	Kenny Rogers	Texas	9	1	6-5
27.	May 14, 1990	Rey Palacios	Jeff Reardon	Boston	10	3	9-5
28.	Aug. 14, 1990	Jim Eisenreich	Gary Mielke	Texas	9	0	1-0
29.	Sept. 26, 1993	George Brett (2nd)	Paul Swingle	California	10	0	9-8
30.	April 13, 1994	Bob Hamelin	Jeff Russell	Boston	9	1	2-1
31.	July 25, 1994	Bob Hamelin	Roberto Hernandez	Chicago	12	2	6-4
32.	May 13, 1995	Gary Gaetti	Troy Percival	California	9	1	4-2
33.	May 18, 1995	Jon Nunnally	Jim Converse	Seattle	14	0	3-2
34.	June 3, 1995	Gary Gaetti	Graeme Lloyd	Milwaukee	9	0	2-1
35.	July 29, 1995	Jon Nunnally	John Doherty	Detroit	16	0	5-4
36.	Sept. 5, 1995	Bob Hamelin	Ken Robinson	Toronto	10	0	9-8
37.	April 29, 1997	Chili Davis (300th)	Paul Quantrill	Toronto	10	0	6-5
38.	May 15, 1997	Mike Sweeney	Doug Brocail	Detroit	9	1	10-9
39.	May 25, 1997	Chili Davis	Bobby Ayala	Seattle	11	0	4-3
40.	Aug. 13, 1998	Dean Palmer	Roberto Hernandez	Tampa Bay	10	1	6-4
41.	July 25, 1999	Jermaine Dye	Chad Harville	Oakland	10	1	13-11
42.	April 10, 2000	Johnny Damon	LaTroy Hawkins	Minnesota	9	0	6-5
43.	April 11, 2000	Brian Johnson	Tim Worrell	Baltimore	12	1	7-5
44.	April 12, 2000	Rey Sanchez	Mike Trombley	Baltimore	9	2	7-6
45.	May 05, 2001	Dermal Brown	Travis Miller	Minnesota	12	1	12-10
46.	May 16, 2001	Joe Randa	Esteban Yan	Tampa Bay	9	3	9-5
47.	June 14, 2001	Mike Sweeney	Gene Stechschulte	St. Louis	13	0	3-2
48.	May 26, 2002 (#2)	Joe Randa	Hideki Irabu	Texas	9	1	7-5
49.	June 9, 2002	Raul Ibancz	Mike Timlin	St. Louis	9	0	3-2
50.	July 16, 2002	Brent Mayne	Juan Alvarez	Texas	11	0	6-5
51.	July 18, 2002	Raul Ibancz	Damaso Marte	Chicago	9	1	5-3
52.	April 18, 2003	Ken Harvey	Matt Anderson	Detroit	11	0	4-3
53.	July 20, 2003	Carlos Beltran	Arthur Rhodes	Seattle	10	1	7-5
54.	April 5, 2004	Carlos Beltran	Damaso Marte	Chicago	9	1	9-7
55.	April 19, 2005	Alberto Castillo	Arthur Rhodes	Cleveland	9	0	6-5
56.	July 12, 2008	David DeJesus	Brandon Morrow	Seattle	9	1	5-4

*-Inside the Park Home Run

^-Brett's home run on May 28, 1979 marked just the 3rd time in club history a player hit for the cycle.

ROYALS WALK-OFF HOMERS - BY THE NUMBERS

By Year:

- 5 times (1): 1995
- 4 times (2): 1979, 2002
- 3 times (5): 1973, 1986, 1997, 2000, 2001
- 2 times (8): 1976, 1982, 1984, 1985, 1989, 1990, 1994, 2003
- 1 time (12): 1969, 1974, 1977, 1978, 1980, 1987, 1993, 1998, 1999, 2004, 2005, 2008
- None (12): 1970, 1971, 1972, 1975, 1981, 1983, 1988, 1991, 1992, 1996, 2006, 2007

GRAND SLAMS (101 TOTAL)



No.	Player	Date	Inning	Opponent	Pitcher
1	Bob Oliver	July 4, 1969 (#1)	8	Seattle	Jim Bouton
2	Ed Kirkpatrick	Aug. 13, 1970	8	at Boston	John Curtis
3	Bob Oliver	April 19, 1971	5	at Minnesota	Steve Barber
4	Paul Schaal	June 4, 1972 (#1)	6	Boston	Ray Culp
5	Cookie Rojas	July 1, 1972	10	at Baltimore	Mickey Scott
6	John Mayberry	Sept. 20, 1972	1	at California	Rudy May
7	Lou Piniella	May 23, 1973	3	at Minnesota	Jim Kaat
8	Kurt Bevacqua	July 9, 1973	5	at Milwaukee	Jerry Bell
9	Cookie Rojas	May 28, 1974	11	Baltimore	Bob Reynolds
10	Vada Pinson	Aug. 21, 1974	7	at Cleveland	Tim Buskey
11	Hal McRae	Sept. 26, 1974	2	California	Chuck Dombson
12	Frank White	June 25, 1975	12	at California	Luis Quintana
13	Amos Otis	April 18, 1978	1	at Toronto	Dave Lemanczyk
14	Al Cowens	Aug. 6, 1978	1	Toronto	Balor Moore
15	George Brett	Sept. 28, 1980	6	at Minnesota	Pete Redfern
16	Jerry Grote	June 3, 1981	5	Seattle	Ken Clay
17	Frank White	Aug. 12, 1981	8	at Baltimore	Jeff Schneider
18	Amos Otis	April 9, 1982	1	Detroit	Jack Morris
19	Hal McRae	July 6, 1982	1	Boston	John Tudor
20	Willie Aikens	Sept. 30, 1982	7	Oakland	Bob Owchinko
21	Pat Sheridan	May 18, 1984	4	Texas	Charlie Hough
22	Frank White	Aug. 3, 1984	4	at Detroit	Milt Wilcox
23	Don Slaught	Aug. 16, 1984	6	at Texas	Mike Mason
24	George Brett	Sept. 21, 1984	7	Oakland	Dave Leiper
25	Darryl Motley	Sept. 24, 1984 (#2)	6	California	Frank LaCorte
26	Steve Balboni	April 30, 1985	3	Cleveland	Jose Ramon
27	Frank White	July 10, 1985	1	at New York	Dennis Rasmussen
28	Steve Balboni	Sept. 20, 1985	1	Minnesota	Bert Blyleven
29	Frank White	May 15, 1986	8	Cleveland	Rich Yett
30	Jim Sundberg	July 11, 1986	3	Detroit	Frank Tamana
31	Darryl Motley	Aug. 10, 1986	4	at New York	Dennis Rasmussen
32	Bo Jackson	April 14, 1987	6	Detroit	Nate Snell
33	Jamie Quirk	Aug. 22, 1987	6	at Milwaukee	Mark Knudson
34	Frank White	Aug. 25, 1987	6	Texas	Dwayne Henry
35	Kevin Seitzer	Aug. 30, 1987	6	at Chicago	Scott Nielsen
36	Danny Tartabull	Oct. 2, 1987	5	Minnesota	Frank Viola
37	Danny Tartabull	May 15, 1988	3	at Texas	Charlie Hough
38	Danny Tartabull	Aug. 11, 1988	1	Baltimore	Jay Tibbs
39	Danny Tartabull	Sept. 20, 1988	1	at Seattle	Terry Taylor
40	Jim Eisenreich	Aug. 19, 1989	4	at Seattle	Randy Johnson
41	Bo Jackson	Sept. 27, 1989	7	at California	Willie Fraser
42	Gerald Perry	May 8, 1990	1	at Texas	Nolan Ryan
43	Rey Palacios	May 14, 1990	10	Boston	Jeff Reardon
44	Mike Macfarlane	Aug. 4, 1990	2	at Baltimore	Pete Harnisch
45	Kurt Stillwell	May 25, 1991	9	at Minnesota	Larry Casian
46	Kirk Gibson	June 19, 1991	6	at Texas	Joe Bitker
47	Mike Macfarlane	July 11, 1991	2	at Detroit	Mark Leiter
48	Brian McRae	July 14, 1991	8	at Detroit	Dan Gakeler
49	Todd Benzinger	July 23, 1991	6	Milwaukee	Julio Machado
50	Danny Tartabull	Aug. 14, 1991	11	at New York	Steve Farr
51	Tim Spehr	Sept. 29, 1991	2	California	Jim Abbott
52	Gregg Jefferies	May 20, 1992	5	at Chicago	Alex Fernandez
53	Wally Joyner	July 23, 1993	7	at Detroit	Bob MacDonald
54	Greg Gagne	July 29, 1993	7	Texas	Bob Patterson
55	Gary Gaetti	Sept. 5, 1993	6	at Boston	Roger Clemens
56	Brent Mayne	May 4, 1994	3	at Toronto	Juan Guzman
57	Terry Shumpert	May 18, 1994	7	at Seattle	Dave Fleming
58	Mike Macfarlane	May 31, 1994	4	at Boston	Joe Hesketh
59	Hubie Brooks	June 13, 1994	8	California	Bob Patterson
60	Gary Gaetti	May 29, 1995	8	Texas	Terry Burrows
61	Wally Joyner	Aug. 18, 1995	6	at Toronto	Giovanni Carrara
62	Johnny Damon	Aug. 10, 1996	1	at California	Jim Abbott
63	Chili Davis	April 25, 1997	6	at Oakland	Richie Lewis
64	Craig Paquette	May 24, 1997	6	Seattle	Jamie Moyer
65	Jeff King	June 18, 1997	1	Houston	Donne Wall

ROYALS
REVIEW
HISTORY

MLB CLASSICS

OPPONENTS

SCOUTING/PLAYER DEV.

MEDIA & MISC.



GRAND SLAMS (CONT.)

No.	Player	Date	Inning	Opponent	Pitcher
66.	Jay Bell	June 27, 1997	4	Milwaukee	Bryce Florie
67.	Jermaine Dye	Aug. 30, 1997	4	St. Louis	Mark Petkovsek
68.	Jeff King	Sept. 27, 1997	6	at Chicago	Danny Darwin
69.	Johnny Damon	May 14, 1998	2	at Tampa Bay	Dennis Springer
70.	Shane Mack	May 22, 1998	7	at Texas	Xavier Hernandez
71.	Larry Sutton	May 1, 1999	8	New York	Tony Fossas
72.	Mike Sweeney	May 14, 1999	5	at Seattle	Jeff Fassero
73.	Jermaine Dye	April 26, 2000	1	Tampa Bay	Ryan Rupe
74.	Jorge Fabregas	July 3, 2000	3	Chicago	Kevin Beirne
75.	Dave McCarty	July 19, 2000	6	at Cleveland	Chuck Finley
76.	Jermaine Dye	Sept. 1, 2000	4	at Tampa Bay	Ryan Rupe
77.	Mark Quinn	Sept. 3, 2000	3	at Tampa Bay	Dave Eiland
78.	Johnny Damon	Sept. 15, 2000	6	at Texas	Jeff Zimmerman
79.	Joe Randa	May 16, 2001	9	Tampa Bay	Esteban Yan
80.	Carlos Beltran	Aug. 22, 2001	7	Chicago	Bobby Howry
81.	Carlos Beltran	Oct. 7, 2001	9	at Detroit	Adam Benero
82.	Chuck Knoblauch	April 9, 2002	5	at Boston	Jon Garland
83.	Carlos Beltran	May 31, 2002	7	at Texas	Francisco Cordero
84.	Raul Ibanez	July 14, 2002	1	Anaheim	Ramon Ortiz
85.	Carlos Beltran	July 21, 2002	6	Cleveland	Sean DePaula
86.	Dee Brown	April 9, 2003	3	at Detroit	Wilfredo Ledezma
87.	Mike Sweeney	June 7, 2003 (#1)	2	at Colorado	Shawn Chacon
88.	Matt Stairs	April 20, 2004	6	at Cleveland	Jerome Robertson
89.	Dee Brown	July 16, 2004	3	Minnesota	Brad Radke
90.	Mike Sweeney	July 22, 2004	2	at Detroit	Gary Knotts
91.	Abraham Nunez	Aug. 13, 2004	6	at Oakland	Mark Mulder
92.	John Buck	Aug. 13, 2004	8	at Oakland	Jairo Garcia
93.	Calvin Pickering	Aug. 22, 2004	3	Texas	Scott Erickson
94.	Abraham Nunez	Aug. 26, 2004	1	at Seattle	Jamie Moyer
95.	Ken Harvey	April 30, 2005	3	at Cleveland	Cliff Lee
96.	Matt Stairs	July 14, 2005	8	at Detroit	Franklyn German
97.	Paul Phillips*	Aug. 17, 2005	9	at Seattle	Matt Thornton
98.	Mark Teahen	Sept. 22, 2005	4	Cleveland	Cliff Lee
99.	Ryan Shealy	Sept. 15, 2006	1	Seattle	Francisco Cructeta
100.	Jose Guillen	June 7, 2008	7	at New York	Andy Pettitte
101.	David DeJesus	June 15, 2008	4	at Arizona	Micah Owings

* - First Major League Home Run

ROYALS GRAND SLAMS - BY THE NUMBERS

By Year:

- 7 times (2): 1991, 2004
- 6 times (2): 1997, 2000
- 5 times (2): 1984, 1987
- 4 times (3): 1994, 2002, 2005
- 3 times (9): 1972, 1974, 1982, 1985, 1986, 1988, 1990, 1993, 2001
- 2 times (9): 1973, 1978, 1981, 1989, 1995, 1998, 1999, 2003, 2008
- 1 time (8): 1969, 1970, 1971, 1975, 1980, 1992, 1996, 2006
- None (5): 1976, 1977, 1979, 1983, 2007

INSIDE-THE-PARK HOME RUNS (93 TOTAL)



No.	Player	Date	Inn.	On Base	Opponent	Pitcher
1.	Jerry Adair	April 23, 1969	7	0	Seattle	Marty Pattin
2.	Lou Piniella	June 11, 1969	8	1	at New York	Fritz Peterson
3.	Ed Kirkpatrick	Sept. 28, 1969	1	1	at Chicago	Fred Rath
4.	Pat Kelly	May 5, 1970	5	0	at Baltimore	Tom Phoebus
5.	Fred Patek	July 18, 1971 (#1)	6	0	Detroit	Mike Kilkenny
6.	Fran Healy	July 29, 1973 (#1)	4	1	California	Bill Singer
7.	Paul Schaal	Sept. 19, 1973	2	0	Chicago	Wilbur Wood
8.	Cookie Rojas	July 13, 1974	3	1	Detroit	Woodie Fryman
9.	Jim Wohlford	Aug. 9, 1974	6	0	Milwaukee	Ed Rodriguez
10.	Amos Otis	June 9, 1975	8	1	Detroit	John Hiller
11.	Amos Otis	June 13, 1975	8	0	Boston	Dick Pole
12.	Frank White	July 5, 1975	8	0	Chicago	Dave Hamilton
13.	Fred Patek	Aug. 7, 1975	1	0	Minnesota	Vic Albury
14.	Frank White	Sept. 14, 1975	2	0	California	Frank Tanana
15.	Jim Wohlford	June 6, 1976	1	0	Milwaukee	Jim Colborn
16.	Tom Poquette	June 15, 1976	7	0	at Detroit	Steve Grilli
17.	Al Cowens	Aug. 10, 1976	7	0	New York	Dock Ellis
18.	George Brett	Oct. 3, 1976	9	0	Minnesota	Jim Hughes
19.	Amos Otis	May 5, 1977	1	0	Chicago	Ken Brett
20.	Darrell Porter	April 12, 1978	6	0	Baltimore	Mike Flanagan
21.	Clint Hurdle	April 15, 1978	6	0	Cleveland	Don Hood
22.	Amos Otis	May 12, 1978	9	1	New York	Rich Gossage
23.	John Wathan	July 9, 1978	3	0	Baltimore	John Finn
24.	Amos Otis	April 7, 1979	2	1	Toronto	Jim Clancy
25.	Willie Wilson	May 13, 1979	7	1	Chicago	Steve Trout
26.	Willie Wilson	June 9, 1979	13	0	New York	Ken Clay
27.	Willie Wilson	June 15, 1979	9	2	at Milwaukee	Bill Castro
28.	Frank White	Aug. 8, 1979	1	0	Detroit	Pat Underwood
29.	Willie Wilson	Aug. 25, 1979	1	0	Boston	Mike Torrez
30.	Willie Wilson	Sept. 16, 1979	3	0	Seattle	Rob Dressler
31.	Willie Wilson	May 14, 1980	1	0	at New York	Ron Guidry
32.	John Wathan	May 31, 1980	6	2	Chicago	Ed Farmer
33.	Willie Wilson	June 19, 1980	7	0	Cleveland	Mike Stanton
34.	Clint Hurdle	July 25, 1980	2	1	New York	Luis Tiant
35.	Hal McRae	July 31, 1980	6	2	Boston	Bill Campbell
36.	George Brett	Aug. 15, 1980	1	2	Toronto	Jesse Jefferson
37.	Willie Wilson	May 11, 1982	8	2	Milwaukee	Dwight Bernard
38.	Hal McRae	June 4, 1982	1	1	at New York	Dave Righetti
39.	George Brett	June 13, 1982	4	0	Seattle	Floyd Baumister
40.	Amos Otis	July 4, 1982	2	0	California	Geoff Zahn
41.	Willie Wilson	July 21, 1982	8	1	Toronto	Dale Murray
42.	Willie Wilson	Sept. 3, 1982	3	0	New York	Jay Howell
43.	Jerry Martin	April 9, 1983	2	0	Milwaukee	Bob McClure
44.	U.L. Washington	April 11, 1983	5	0	Boston	Bruce Hurst
45.	Willie Wilson	May 14, 1983	1	0	Detroit	David Rucker
46.	Willie Wilson	Aug. 9, 1983	7	0	Milwaukee	Don Sutton
47.	John Wathan	Sept. 23, 1983	7	0	Minnesota	Harry Pettibone
48.	Willie Wilson	June 1, 1984	3	0	at Minnesota	Mike Smithson
49.	Pat Sheridan	May 12, 1985	6	0	New York	Phil Niekro
50.	Omar Moreno	Sept. 5, 1985	1	0	Milwaukee	Moose Haas
51.	George Brett	Oct. 2, 1985	1	2	California	Ron Romanick
52.	George Brett	Oct. 4, 1985	7	0	Oakland	Jose Rijo
53.	Jorge Orta	June 26, 1986	1	1	Oakland	Rick Langford
54.	Jorge Orta	July 2, 1986	6	0	Seattle	Mike Morgan
55.	Danny Tartabull	Oct. 3, 1987	2	0	Minnesota	Bert Blyleven
56.	Kurt Stillwell	April 7, 1988	6	1	Toronto	Jim Clancy
57.	George Brett	May 4, 1988	3	1	New York	John Candelaria
58.	Danny Tartabull	May 25, 1988	6	0	Minnesota	Bert Blyleven
59.	Brad Wellman	Sept. 11, 1988	6	0	Oakland	Bob Welch
60.	Kevin Seitzer	May 13, 1989	1	0	Texas	Jamie Moyer
61.	Bo Jackson	May 31, 1990	6	1	Oakland	Bob Welch
62.	Danny Tartabull	June 28, 1990	6	1	at Seattle	Russ Swan
63.	Bill Pecota	Sept. 16, 1990	3	1	Cleveland	Efrain Valdez
64.	Kurt Stillwell	Sept. 24, 1990	7	2	Oakland	Reggie Harris

ROYALS

REVIEW

HISTORY

RECORDS

OPPONENTS

SCOUTING/PLAYER DEV.

MEDIA & MISC.



INSIDE-THE-PARK HOME RUNS (CONT.)

No.	Player	Date	Inn.	On Base	Opponent	Pitcher
65.	Brian McRae	April 30, 1991	4	0	Detroit	Walt Terrell
66.	Bill Pecota	May 20, 1991	4	0	Seattle	Bill Swift
67.	Gary Thurman	July 5, 1991	8	0	Oakland	Steve Chitren
68.	Brent Mayne	Aug. 22, 1991	4	1	Texas	Jose Guzman
69.	Harvey Pulliam	Aug. 27, 1991	4	1	Chicago	Wilson Alvarez
70.	Brent Mayne	Sept. 27, 1991	4	1	California	Kirk McCaskill
71.	David Howard	Aug. 4, 1992 (#2)	7	2	California	Mike Butcher
72.	Brian McRae	Aug. 6, 1992	4	2	California	Chuck Finley
73.	George Brett	Sept. 6, 1992	7	1	Chicago	Roberto Hernandez
74.	Brian McRae	Sept. 22, 1992	2	1	Seattle	Randy Johnson
75.	Wally Joyner	June 24, 1993	8	0	California	Doug Linton
76.	Brian McRae	July 17, 1993	9	1	at Toronto	Danny Cox
77.	Greg Gagne	June 19, 1994	7	2	Seattle	Bill Risley
78.	Michael Tucker	Aug. 16, 1996	9	0	at Texas	Mike Henneman
79.	Craig Paquette	May 27, 1997	4	1	Oakland	Mike Oquist
80.	Tom Goodwin	July 19, 1997	8	0	at Seattle	Bob Wolcott
81.	Carlos Febles	April 14, 1999	2	1	at Cleveland	Bartolo Colon
82.	Johnny Damon	Aug. 25, 1999	3	0	Baltimore	Doug Linton
83.	Carlos Beltran	Aug. 4, 2002	1	0	at Minnesota	Kyle Lohse
84.	Carlos Beltran	April 29, 2003	3	0	at Boston	Tim Wakefield
85.	Angel Berroa	Aug. 1, 2003	1	0	Tampa Bay	Joe Kennedy
86.	Aaron Guiel	Aug. 3, 2003	3	0	Tampa Bay	Jeremi Gonzalez
87.	Abraham Nunez	Sept. 17, 2004	7	0	at Cleveland	Rick White
88.	Angel Berroa	May 15, 2005	3	0	Tampa Bay	Mark Hendrickson
89.	David DeJesus	Aug. 14, 2005 (#1)	3	0	Detroit	Jason Johnson
90.	Mark Grudzielanek	Aug. 20, 2006	9	1	Oakland	Justin Duchscherrer
91.	Mark Teahen	May 27, 2008	9	2	Minnesota	Joe Nathan
92.	Mark Teahen	July 10, 2008	8	1	Chicago	Boone Logan
93.	David DeJesus	Sept. 20, 2008	3	0	Chicago	Gavin Floyd

ROYALS INSIDE-THE-PARK HOMERS - BY THE NUMBERS

By Year:

- 7 times (1): 1979
- 6 times (3): 1980, 1982, 1991
- 5 times (2): 1975, 1983
- 4 times (6): 1976, 1978, 1985, 1988, 1990, 1992
- 3 times (3): 1969, 2003, 2008
- 2 times (7): 1973, 1974, 1986, 1993, 1997, 1999, 2005
- 1 time (11): 1970, 1971, 1977, 1984, 1987, 1989, 1994, 1996, 2002, 2004, 2006
- None (7): 1972, 1981, 1995, 1998, 2000, 2001, 2007

ROYALS TOP OFFENSIVE PERFORMANCES - TEAM

The Royals have exploded for 17 or more runs 20 times in their history. The club has tallied 17 or more runs 5 times against both the Twins (all at home) and the Tigers (2 at home, 2 at Tiger Stadium, 1 at Comerica Park). All but 5 of the 17-run outbursts have come at home.

Rk	Date	Opponent	Run Total	Score	Hitting Hero
1.	Sept. 9, 2004	at Detroit (Game 1)	26	26-5	Joe Randa: 6-for-7, 2B, 6 runs
2.	April 6, 1974	vs Minnesota	23	23-6	John Mayberry: 3-for-5, 2 2B, 5 RBI, 4 runs
3.	June 15, 1976	at Detroit	21	21-7	Tom Poquette: 5-for-6, HR, 5 runs
4.	Aug. 10, 1996	at California	18	18-3	Johnny Damon: 2-for-6, HR, 7 RBI
	Aug. 21, 1995	at Milwaukee (Game 2)	18	18-9	Greg Gagne: 4-for-6, 2B, 3B, 3 RBI, 3 runs
	July 14, 1991	at Detroit	18	18-4	Brian McRae: 2-for-6, 2 HR, 6 RBI
	Aug. 16, 1983	vs Detroit	18	18-7	Pat Sheridan: 4-for-6, 2 2B, HR, 3 RBI
	Sept. 12, 1982	vs Minnesota	18	18-7	Willie Aikens: 3-for-5, 2 HR, 4 RBI
	Aug. 29, 1979	vs Milwaukee	18	18-8	Amos Otis: 3-for-6, 2B, 3 RBI, 2 runs
10.	July 3, 2007	vs Seattle	17	17-3	Billy Butler: 3-for-5, 2B, 3 HR, 6 RBI
	June 14, 2007	vs St. Louis	17	17-8	Mark Teahen: 3-for-5, 3B, 5 RBI
	June 10, 2007	vs Philadelphia	17	17-5	Mark Grudzielanek: 3-for-5, 2B, HR, 5 RBI
	Sept. 4, 2005	vs Texas	17	17-8	Angel Berroa: 2-for-5, HR, 5 RBI
	Sept. 13, 2004	vs New York	17	17-8	John Buck: 4-for-5, HR, 5 RBI
	Sept. 24, 2002	vs Detroit	17	17-2	Raul Ibanez: 1-for-3, HR, 2 RBI, 3 runs
	June 9, 1999	vs St. Louis	17	17-13	Joe Randa: 5-for-5, 2 2B, 2 RBI, 4 runs
	May 11, 1982	vs Milwaukee	17	17-3	Hal McRae: 2-for-6, HR, 5 RBI
	Oct. 4, 1980	vs Minnesota	17	17-1	Hal McRae: 3-for-4, 2B, HR, 5 RBI
	May 12, 1976	vs Minnesota	17	17-5	Tom Poquette: 3-for-6, 2 2B, 3B, 4 RBI
	Aug. 6, 1974	vs Minnesota	17	17-3	Amos Otis: 2-for-4, 2B, HR, 4 RBI, 4 runs

PINCH HIT HOME RUNS (65 TOTAL)



No.	Player	Date	Inn.	OnBase	Opponent	Pitcher
1.	Bob Taylor	May 6, 1969	9	2	at Detroit	Dick Radatz
2.	Chuck Harrison	July 10, 1969	7	1	at Minnesota	Dick Woodson
3.	Bob Oliver	Sept. 8, 1969	5	1	at Oakland	Lew Krause
4.	Lou Piniella	July 4, 1970	9	2	at Milwaukee	Dave Baldwin
5.	Gail Hopkins	June 5, 1971	7	2	at New York	Lindy McDaniel
6.	Bob Oliver	June 23, 1971	6	0	at Chicago	Wilbur Wood
7.	Chuck Harrison	July 27, 1971	7	1	at Detroit	Mickey Lolich
8.	Ed Kirkpatrick	Aug. 7, 1971 (#1)	6	1	Milwaukee	Marty Patten
9.	Richie Scheinblum	June 1, 1972	8	1	at Minnesota	Dave LaRoche
10.	Kurt Bevacqua	July 9, 1973	5	3	at Milwaukee	Jerry Bell
11.	Al Cowens	April 15, 1975	8	1	at Oakland	Paul Lindblad
12.	Tony Solaita	May 1, 1975	7	1	California	Don Kirkwood
13.	Harmon Killebrew	Sept. 1, 1975	8	1	at Chicago	Claude Osteen
14.	Jamie Quirk	Sept. 20, 1975	9	0	Oakland	Rolfie Fingers
15.	John Mayberry	June 4, 1977	2	2	Baltimore	Tony Chevez
16.	Joe Zdeb	June 25, 1977	7	1	at Oakland	Bob Lacey
17.	Amos Otis	July 6, 1977	7	1	Milwaukee	Bob McClure
18.	Tom Poquette	Sept. 24, 1978	9	0	at Minnesota	Dave Goltz
19.	Amos Otis	Sept. 10, 1979 (#1)	5	0	Minnesota	Darrell Jackson
20.	George Brett	Sept. 28, 1980	6	3	at Minnesota	Pete Redfern
21.	Willie Aikens	Aug. 22, 1982	9	1	at Chicago	Jim Kern
22.	Dane Iorg	Aug. 7, 1984	8	1	Milwaukee	Pete Ladd
23.	Buddy Biancalana	Sept. 18, 1984	9	1	at California	D.W. Smith
24.	Hal McRae	June 28, 1986	8	2	California	Donnie Moore
25.	Jim Sundberg	July 30, 1986	9	0	Toronto	John Cerutti
26.	Hal McRae	Sept. 17, 1986	8	0	at California	Don Sutton
27.	Steve Balboni	July 8, 1987	7	2	at Cleveland	Mark Husmann
28.	Jim Eisenreich	Aug. 13, 1987	8	0	Detroit	Jack Morris
29.	Steve Balboni	Sept. 10, 1987	7	1	at Oakland	Curt Young
30.	Jim Eisenreich	April 26, 1989	8	1	New York	Lance McCullers
31.	Pat Tabler	Sept. 12, 1989	9	1	Texas	Kenny Rogers
32.	Bo Jackson	Sept. 30, 1990	9	0	at California	Scott Lewis
33.	Carmelo Martinez	May 18, 1991	8	0	Milwaukee	Mark Lee
34.	Carmelo Martinez	June 6, 1991	9	0	Texas	Jeff Russell
35.	Brent Mayne	Aug. 1, 1991	8	1	at Milwaukee	Julio Machado
36.	Warren Cromartie	Aug. 17, 1991	9	1	at Boston	Jeff Reardon
37.	Kurt Stillwell	Sept. 4, 1991	8	0	at Chicago	Alex Fernandez
38.	Hubie Brooks	June 13, 1994	8	3	California	Bob Patterson
39.	Phil Hiatt	May 4, 1995	7	1	at Minnesota	Rich Robertson
40.	Wally Joyner	May 30, 1995	6	2	Texas	Hector Fajardo
41.	Jon Nunnally	June 4, 1995	7	0	Milwaukee	Graeme Lloyd
42.	Bob Hamelin	July 2, 1995	9	1	Chicago	Tim Lortugno
43.	Gary Gaetti	Aug. 17, 1995	10	0	at Baltimore	Jesse Orsoco
44.	Joe Vitello	Sept. 23, 1995	9	0	Cleveland	Jim Poole
45.	Bob Hamelin	April 28, 1996	9	1	at Boston	Heathcliff Slocumb
46.	Roderick Myers	Sept. 12, 1996	8	0	Seattle	Rafael Carmona
47.	Johnny Damon	May 15, 1997	9	0	Detroit	Doug Brocail
48.	Scott Cooper	May 27, 1997	9	0	Oakland	Bill Taylor
49.	Larry Sutton	Aug. 28, 1997	9	2	at Baltimore	Terry Mathews
50.	Shane Mack	May 22, 1998	7	3	at Texas	Xavier Hernandez
51.	Dave McCarty	May 27, 2000	9	1	at Anaheim	Troy Percival
52.	Raul Ibanez	Aug. 18, 2001	8	1	at Detroit	C.J. Nikowski
53.	Luis Alicea	Sept. 8, 2001	8	0	at Texas	Pat Mahomes
54.	Gregg Zaun	Sept. 28, 2001	7	0	Chicago	Alan Embree
55.	Brent Mayne	Sept. 8, 2002	9	1	Seattle	Kazuhiko Sasaki
56.	Aaron Guiel	Sept. 24, 2002	8	2	Detroit	Kyle Farnsworth
57.	Carlos Beltran	May 18, 2003	9	0	Toronto	Cliff Politte
58.	Mike DiFelice	Sept. 26, 2003	9	0	Chicago	Tom Gordon
59.	Mendy Lopez	Sept. 27, 2003	6	1	Chicago	Bartolo Colon
60.	Mendy Lopez	April 5, 2004	9	2	Chicago	Damaso Marte
61.	Matt Stairs	June 26, 2005	9	1	at Colorado	Matt Anderson
62.	Matt Stairs	June 27, 2006	9	1	at Cincinnati	Todd Coffey
63.	Ross Gload	April 27, 2007	8	2	at Seattle	Chris Reitsma
64.	Mark Grudzielanek	Sept. 24, 2007	8	0	at Baltimore	Jamie Walker
65.	Miguel Olivo	June 30, 2008	9	0	at Baltimore	George Sherrill

ROYALS PINCH HIT HOMERS - BY THE NUMBERS

By Year:

- 6 times (1): 1995
- 5 times (1): 1991
- 4 times (2): 1971, 1975
- 3 times (7): 1969, 1977, 1986, 1987, 1997, 2001, 2003
- 2 times (5): 1984, 1989, 1996, 2002, 2007
- 1 time (15): 1970, 1972, 1973, 1978, 1979, 1980, 1982, 1990, 1994, 1998, 2000, 2004, 2005, 2006, 2008
- None (9): 1974, 1976, 1981, 1983, 1985, 1988, 1992, 1993, 1999

ROYALS

REVIEW

HISTORY

RECORDS

OPPONENTS

SCOUTING/PLAYER DEV.

MEDIA & MISC



MISC. HOME RUN RECORDS

LONGEST HOME RUNS AT KAUFFMAN STADIUM

No.	Batter	Team	Pitcher	Team	Date	Location	Distance
1	Bo Jackson	KC	Mike Moore	SEA	Sept. 14, 1986	LCF	475
2	Dick Allen	CWS	Paul Splittorff	KC	June 26, 1974	LCF	472
3	Greg Luzinski	CWS	Paul Splittorff	KC	Aug. 22, 1983	LF	462
4	Bo Jackson	KC	Jack Morris	DET	July 1, 1990	LF	460
5	Lee May	BAL	Larry Gura	KC	July 20, 1976	LF	459
6	Hal McRae	KC	Bill Lee	BOS	April 26, 1974	LF	459
7	Reggie Jackson	BAL	Larry Gura	KC	July 20, 1976	RF	459
8	George Brett	KC	Mike Torrez	BOS	May 15, 1982	RF	458
9	David Ortiz	MIN	Mac Suzuki	KC	April 8, 2001	RF	458
10	Deron Johnson	OAK	Paul Splittorff	KC	April 19, 1973	CF	452
11	Bob Hamelin	KC	Ken Robinson	TOR	Sept. 5, 1995	RF	452
12	Mike Sweeney	KC	Travis Miller	MIN	April 7, 2000	CF	452
13	Wily Mo Pena	BOS	Luke Hudson	KC	Aug. 8, 2006	LF	451
14	Chet Lemon	CWS	Jim Colborn	KC	May 4, 1977	CF	450
15	Tony Solaita	KC	Bert Blyleven	MIN	Aug. 6, 1975	RF	450
16	Bo Jackson	KC	Ray Hayward	TEX	May 29, 1988	LCF	450
17	Danny Tartabull	KC	Melido Perez	CWS	June 29, 1988	LF	450
18	Bo Jackson	KC	Lee Guetterman	NYG	July 4, 1990	LF	450
19	Bo Jackson	KC	Randy Johnson	SEA	Aug. 26, 1990	LCF	450
20	Jay Buhner	SEA	Tim Lincecum	KC	Sept. 9, 1997	CF	450
21	Jim Thome	CLE	Kris Wilson	KC	June 30, 2001	RF	450
22	Joe Randa	KC	Kevin Appier	ANA	July 12, 2002	LF	450

* All Distances are unofficial

THREE HOME RUN GAMES

Player (total)	Date	Opponent	Pitchers
George Brett (3)	July 22, 1979	at Texas	Comer (2) & Babcock (1)
	April 20, 1983	at Detroit	Morris (2) & Bailey (1)
	Oct. 6, 1978*	at New York	Hunter
John Mayberry (2)	July 1, 1975	at Texas	Jenkins
	June 1, 1977	at Toronto	Johnson, Willis, & Bruno
Tony Solaita (1)	Sept. 7, 1975	at California	Lange (1) & Scott (2)
Bo Jackson (1)	July 17, 1990	at New York	Hawkins
Danny Tartabull (1)	July 6, 1991	vs. Oakland	Welch (2) & Nelson (1)

Note: Only five total players, including just one Royal (Tartabull), have recorded three home run games at Kauffman Stadium. Tony Oliva (Minnesota), July 3, 1973, Willie Horton (Texas), May 15, 1977, Paul Molitor (Milwaukee), May 12, 1982 and George Bell (Toronto), April 4, 1988, are the only opposing players to hit three homers at Kauffman Stadium.

*-Game 3 of the 1978 ALCS

ROYALS HOME RUN RECORDS BY MONTH (REG. SEASON)

Month	Player	Home runs	Year	League rank
March	Alex Gordon	1	2008	Tied for second
April	Jermaine Dye	11	2000	First
May	Gary Gaetti	9	1995	Fifth
June	Mike Sweeney	11	2001	First
July	John Mayberry	12	1975	First
August	Chili Davis	12	1997	Tied for first
September	John Mayberry	9	1972	First
October	George Brett	4	1985	Tied for first

HOME RUNS FROM BOTH SIDES OF THE PLATE

Name	Date	Opponent	Pitchers
1. Willie Wilson	June 15, 1979	at Milwaukee	Caldwell & Castro
2. U.L. Washington	Sept. 21, 1979	at Oakland	Langford & Minetto
3. Chili Davis	June 7, 1997	vs. Texas	Oliver & Whiteside
4. Carlos Beltran	June 29, 2000	vs. Cleveland	Colon & Lorraine
5. Carlos Beltran	Sept. 6, 2002	vs. Seattle	Garcia & Halama

HOME RUNS BY A ROYALS PITCHER

Name	Date	Opponent	Pitcher	Inning
1. Jim Rooker	July 7, 1969	at Minnesota	Jim Kaat	3rd
2. Jim Rooker	July 7, 1969	at Minnesota	Jim Kaat	5th
3. Jim Rooker	July 16, 1969	at California	Andy Messersmith	3rd
4. Jim Rooker	Sept. 1, 1969 (Gm. 1)	vs. Detroit	Mike Kilkenny	2nd
5. Jim Rooker	July 24, 1970	at Cleveland	Rich Hand	2nd
6. Jim York	July 24, 1971	at Cleveland	Alan Foster	4th
7. Lance Clemens	Aug. 31, 1971	at Milwaukee	Ken Sanders	8th
8. Zack Greinke	June 10, 2005	at Arizona	Russ Ortiz	5th

HOME RUNS vs. ROYALS



ALL-TIME LEADERS (active players bolded)

Rank	Player	ABs vs. KC	in KC	Away	Total
1	Thome, J.	555	15	27	42
2	Palmeiro, R.	646	19	22	41
3	Rodriguez, A	484	14	26	40
4	Jackson, R.	766	18	19	37
	Ramirez, M	427	13	24	37
	Ripken, Jr., C	783	15	22	37
	Thomas, F	657	15	22	37
8	Gonzalez, J	509	23	12	35
9	Baylor, D	620	18	14	32
	Griffey, Jr., K	484	10	22	32
11	Giambi, J	380	14	16	30
	McGwire, M	388	11	19	30
13	Evans, D	598	11	17	28
	Konerko, P	563	14	14	28
15	Baines, H	748	14	13	27
	Bando, S	614	14	13	27
	Valentin, J	436	15	22	27

ACTIVE CAREER LEADERS

(43 active players have hit 10+ homers against the Royals)

Player	ABs vs. KC	in KC	Away	Total
Thome, J.	555	15	27	42
Rodriguez, A	484	14	26	40
Ramirez, M	427	13	24	37
Thomas, F	657	15	22	37
Griffey Jr., K	484	10	22	32
Giambi, J	380	14	16	30
Konerko, P	563	14	14	28
Ordonez, M	638	13	12	25
Hunter, T	512	8	14	22
Rodriguez, I	667	12	9	21
Sizemore, G	330	11	10	21
Crede, J	349	11	9	20
Monroe, C	296	11	9	20
Anderson, G	467	9	10	19
Lee, C	350	11	8	19
Clark, T	250	9	9	18
Glaus, T	234	7	9	16
Hafner, T	277	7	9	16
Jones, J	409	11	5	16
Delgado, C	294	8	7	15
Durham, R	413	10	5	15
Mormeau, J	314	8	7	15
Pena, C	248	6	9	15
Tejada, M	351	10	5	15
Blake, C	330	9	5	14
Posada, J	238	9	5	14
Chavez, E	280	9	4	13
Inge, B	384	5	8	13
Dye, J	318	7	5	12
Guillen, C	394	4	8	12
Rivas, L	223	6	6	12
Rowand, A	244	6	6	12
Stairs, M	231	6	6	12
Varitek, J	213	7	5	12
Huff, A	220	3	8	11
Ortiz, D	298	5	6	11
Pujols, A	147	9	2	11
Stewart, S	432	6	5	11
Uribe, J	256	5	6	11
Edmonds, J	319	6	4	10
Gonzalez, L	101	7	3	10
Granderson, C	214	7	3	10
Sexson, R	188	4	6	10

ALPHABETICAL LISTING

(258 active players have homered against Royals)

Player	2008 KC-Away	Career KC-Away
Abreu, B	0-1	0-2
Alou, M	-	0-2
Anderson, B	1-0	1-2
Anderson, G	3-0	9-10
Ankiel, R	1-1	1-1
Atkins, G	-	0-1
Aurilia, R	-	0-1
Ausmus, B	-	0-2
Baldelli, R	-	1-1
Barajas, R	-	7-0
Bard, J	-	1-0
Barton, D	2-0	2-0
Belliard, R	-	3-1
Beltre, A	-	5-3
Berkman, L	-	2-2
Betemit, W	-	1-0
Blake, C	2-0	9-5
Blalock, H	-	0-4
Blanco, H	-	0-1
Boggs, B	(-1)	1-1
Bohn, TJ	-	1-0
Boone, A	-	1-0
Bradley, M	0-1	2-4
Branyan, R	-	2-1
Braun, R	-	0-1
Broussard, B	-	3-4
Bruntlett, E	-	1-0
Byrnes, E	-	2-1
Cabrera, A	0-1	0-1
Cabrera, J	-	1-1
Cabrera, Me	1-0	2-1
Cabrera, Mi	3-2	5-2
Cairo, M	-	1-0
Cameron, M	-	5-3
Cano, R	-	1-1
Casanova, R	-	1-0
Catalanotto, F	-	2-2
Chavez, E	-	9-4
Choo, S	0-3	0-3
Cintron, A	-	1-1
Clark, T	-	9-9
Clement, J	1-0	1-0
Counsell, C	-	0-1
Crawford, C	-	3-3
Crede, J	1-2	11-9
Crisp, C	-	2-1
Crosby, B	0-1	1-6
Cruz, Jr., J	-	4-4
Cruz, N	1-0	3-0
Cuddyer, M	-	6-3
Cust, J	-	2-1
Damon, J	-	4-3
Davis, C	1-0	1-0
Delgado, C	-	8-7
Dellucci, D	2-0	6-0
DeRosa, M	-	0-1
Diaz, M	-	0-1
DiFelice, M	-	0-1
Dobbs, G	-	1-0
Drew, JD	0-1	1-4
Duncan, C	-	2-1

*Note: All players active at end of 2008 season

ROYALS

REVIEW

HISTORY

LEADERS

OPPONENTS

SCOUTING/PLAYER DEV.

MEDIA & MISC.



HOME RUNS VS. ROYALS (CONT.)

Player	2008	Career	Player	2008	Career	Player	2008	Career
	KC-Away	KC-Away		KC-Away	KC-Away		KC-Away	KC-Away
Dunn, A	-	0-1	Jones, J	-	11-5	Punto, N	-	1-2
Duran, G	1-0	1-0	Joyce, M	3-0	3-0	Quentin, C	2-2	2-2
Durham, R	-	10-5	Kapler, G	-	2-5	Quintan, R	-	2-1
Dye, J	2-1	7-5	Kendall, J	-	0-3	Quintero, H	-	0-1
Easley, D	-	4-3	Kennedy, A	-	1-2	Rabun, R	-	0-2
Edmonds, J	-	6-4	Kinsler, I	1-1	3-3	Ramirez, Al	2-2	2-2
Ellis, M	-	2-0	Konerko, P	2-2	14-14	Ramirez, Ar	-	1-1
Ellsbury, J	1-1	1-1	Kotsay, M	-	0-1	Ramirez, M	-	13-24
Encarnacion, J	-	2-3	Kubel, J	1-0	1-0	Ransom, C	0-1	0-1
Ensberg, M	-	1-0	Laird, G	0-1	1-3	Renteria, E	-	3-0
Erstad, D	-	6-2	Lamb, M	-	1-0	Richar, D	-	1-2
Fasano, S	-	2-0	LaRue, J	1-0	1-0	Rivas, L	-	6-6
Fields, J	-	1-1	Lee, C	-	11-8	Rivera, J	-	0-1
Furcal, R	-	0-1	Lee, D	-	2-0	Roberts, B	0-1	1-2
Garcia-parra, N	-	2-6	Longoria, E	0-1	0-1	Rodriguez, A	1-3	14-28
Garko, R	0-2	1-5	Lopez, F	-	0-2	Rodriguez, I	-	12-9
Genit, J	-	2-0	Lopez, J	1-0	1-3	Rodriguez, L	-	0-1
Giambi, J	0-3	14-16	Loretta, M	-	0-1	Rolen, S	1-0	4-3
Giles, B	-	4-4	Lowell, M	0-1	0-1	Rollins, J	-	0-1
Glaus, T	1-0	7-9	Ludwick, R	-	2-1	Rowand, A	-	6-6
Gload, R	-	0-3	Lugo, J	-	2-0	Saltalamacchia, J	-	0-1
Gomes, J	-	4-5	Luna, H	-	1-0	Schneider, B	-	0-1
Gomez, C	-	0-1	Markakis, N	1-0	2-2	Scutaro, M	0-1	0-3
Gonzalez, A	-	1-0	Martinez, V	-	5-4	Sexson, R	-	4-6
Gonzalez, L	-	7-3	Matsui, H	-	3-2	Sheffield, G	1-0	4-3
Granderson, C	-	7-3	Mauer, J	-	2-2	Shelton, C	-	4-2
Griffey, Jr., K	-	10-22	McPherson, D	-	0-2	Shoppach, K	0-3	0-4
Gross, G	0-1	0-1	Melhuse, A	-	1-0	Sizemore, G	4-3	11-10
Guerrero, V	-	3-3	Mench, K	-	3-1	Snelling, C	-	1-0
Guillen, C	0-1	4-8	Michaels, J	-	1-2	Snow, JT	-	4-3
Guillen, J	-	2-2	Mientkiewicz, D	-	0-4	Soriano, A	-	2-3
Gutierrez, F	0-1	0-5	Millar, K	1-0	4-0	Stairs, M	-	6-5
Guzman, C	-	2-1	Molina, B	-	3-3	Stewart, S	-	6-5
Hafner, T	-	7-9	Molina, J	-	0-1	Suzuki, I	-	4-3
Hairston Jr., J	-	1-0	Molina, Y	-	0-1	Sweeney, R	-	0-1
Hall, B	-	0-1	Monroe, C	1-0	11-9	Swisher, N	0-3	3-6
Hall, T	-	0-1	Mora, M	1-0	5-3	Tatis, F	-	1-2
Hamilton, J	0-1	0-1	Morales, K	-	8-7	Teixeira, M	-	3-4
Harris, B	-	0-1	Morneau, J	2-3	0-1	Tejada, M	-	10-5
Harris, W	-	0-1	Morse, M	-	0-1	Thames, M	-	3-6
Hart, C	-	0-2	Murphy, D	2-1	2-1	Thomas, F	-	15-22
Hatberg, S	-	1-4	Nady, X	0-1	0-1	Thome, J	2-3	15-27
Hawpe, B	1-0	1-1	Napoli, M	1-0	1-0	Tiffec, T	-	0-1
Helms, W	0-1	0-1	Newhan, D	-	3-0	Tracy, C	0-1	0-1
Helton, T	-	0-2	Nix, L	-	1-1	Uggla, D	0-1	0-1
Hermida, J	0-1	1-1	Nixon, T	-	3-2	Uribe, J	0-1	5-6
Hernandez, R	0-1	5-3	Norton, G	-	0-1	Valentin, J	-	1-0
Hessman, M	0-1	0-2	Olivo, M	-	2-3	Varitek, J	0-2	7-5
Hinske, E	0-1	3-3	Ordonez, M	-	13-12	Vazquez, R	0-1	0-1
Holliday, M	2-0	2-0	Ortiz, D	-	5-6	Victorino, S	-	1-0
Howard, R	-	2-0	Overbay, L	1-0	1-0	Vidro, J	-	1-0
Hudson, O	-	2-0	Ozuna, P	-	0-1	Vizquel, O	-	4-3
Huff, A	1-3	3-8	Patterson, C	-	0-1	Wells, V	-	3-5
Hunter, T	-	8-14	Payton, J	-	1-2	Wigginton, T	-	0-1
Ibanez, R	1-0	3-1	Pedroia, D	-	0-2	Wilkerson, B	0-1	2-2
Iguchi, T	-	1-2	Pena, C	2-2	6-9	Wilson, J	-	1-0
Infante, O	-	3-3	Pena, W	-	2-0	Wilson, V	-	1-0
Inge, B	0-1	5-8	Peralta, J	1-2	5-4	Winn, R	-	1-2
Izturis, M	-	1-0	Phelps, J	-	2-2	Wise, D	2-0	2-0
Jacobs, M	0-2	0-2	Phillips, B	-	0-1	Wood, B	1-0	1-0
Jeter, D	-	4-3	Pierzynski, AJ	1-2	2-4	Youkilis, K	-	2-0
Johjima, K	-	2-1	Podsednik, S	-	0-1	Young, De	1-0	1-1
Johnson, D	-	6-1	Polanco, P	1-1	1-5	Young, Dm	-	3-4
Johnson, N	-	0-1	Posada, J	1-1	9-5	Young, M	-	2-3
Johnson, M	-	2-3	Pujols, A	1-0	9-2	Zaun, G	0-1	2-3
Johnson, R	-	2-1				Zobrist, B	0-1	0-1

*Note: All players active at end of 2008 season

HOME/ROAD; GRASS/TURF; EXTRA INNINGS



Home/Road Record

Grass/Turf Record

Extra Inning Record

Year	Home	Road	Year	Grass	Turf	Year	Record	Pct.
1969	36-45	33-48	1969	69-93	---	1969	7-12	.368
1970	35-44	30-53	1970	65-97	---	1970	14-8	.636
1971	44-37	41-39	1971	85-76	---	1971	2-7	.222
1972	44-33	32-45	1972	76-78	---	1972	5-10	.333
1973	48-33	40-41	1973	40-41	48-33	1973	9-5	.643
1974	40-41	37-44	1974	37-44	40-41	1974	10-11	.476
1975	51-30	40-41	1975	40-41	51-30	1975	12-5	.706
1976	49-32	41-40	1976	41-40	49-32	1976	13-7	.650
1977	55-26	47-34	1977	36-32	66-28	1977	9-6	.600
1978	56-25	36-45	1978	28-41	64-29	1978	7-5	.583
1979	46-35	39-42	1979	31-37	54-40	1979	9-6	.600
1980	49-32	48-33	1980	42-27	55-38	1980	8-6	.571
1981	19-28	31-25	1981	24-20	26-33	1981	2-5	.286
1982	56-25	34-47	1982	27-35	63-37	1982	7-3	.700
1983	45-36	34-47	1983	26-36	53-47	1983	5-5	.500
1984	44-37	40-41	1984	32-30	52-48	1984	6-5	.545
1985	50-32	41-39	1985	32-29	59-42	1985	11-7	.611
1986	45-36	31-50	1986	25-37	51-49	1986	6-10	.375
1987	46-35	37-44	1987	28-34	55-45	1987	5-3	.625
1988	44-36	40-41	1988	32-30	52-47	1988	5-5	.500
1989	55-26	37-44	1989	25-37	67-33	1989	11-6	.647
1990	45-36	30-50	1990	22-39	53-47	1990	5-4	.556
1991	40-41	42-39	1991	31-31	51-49	1991	11-8	.579
1992	44-37	28-53	1992	22-40	50-50	1992	4-10	.286
1993	43-38	41-40	1993	31-31	53-47	1993	8-6	.571
1994	35-24	29-27	1994	21-22	43-29	1994	6-5	.545
1995	35-37	35-37	1995	60-66	10-8	1995	7-6	.538
1996	37-43	38-43	1996	66-76	9-10	1996	10-6	.625
1997	33-47	34-47	1997	55-83	12-11	1997	7-8	.467
1998	29-51	43-38	1998	53-80	19-9	1998	7-5	.583
1999	33-47	31-50	1999	55-83	9-14	1999	5-10	.333
2000	42-39	35-46	2000	68-75	9-10	2000	7-8	.467
2001	35-46	30-51	2001	59-86	6-11	2001	6-7	.462
2002	37-44	25-56	2002	55-89	7-11	2002	7-12	.368
2003	40-40	43-39	2003	75-70	8-9	2003	5-4	.556
2004	33-47	25-57	2004	54-90	4-14	2004	4-7	.364
2005	34-47	22-59	2005	52-91	4-15	2005	4-8	.333
2006	34-47	28-53	2006	57-90	5-10	2006	6-6	.500
2007	35-46	34-47	2007	62-84	7-9	2007	5-8	.385
2008	38-43	37-44	2008	70-75	5-12	2008	7-6	.538
Totals	1659-1504	1419-1759	Totals	1809-2236	1269-1027	Totals	283-271	.511
Home Pct: (.525); Road pct: (.447)			Grass Pct: (.447); Turf Pct: (.553)					

ROYALS

REVIEW

HISTORY

RECORDS

OPPONENTS

SCOUTING/PLAYER DEV.

MEDIA & MISC.

LONGEST GAMES IN CLUB HISTORY - BY INNING

Inn.	Date	Opp.	Venue	Score
18	May 17, 1972	Texas	Royals Stadium	3-4
	June 6, 1991	Texas	Royals Stadium	4-3
17	April 9, 1969	Minnesota	Municipal Stadium	4-3
	May 2, 1970	Cleveland	Municipal Stadium	4-3
	May 25, 1986	Chicago	Royals Stadium	2-1
16	April 30, 1972 (1st)	Cleveland	Municipal Stadium	3-5
	Aug. 27, 1972 (2nd)	at New York	Yankee Stadium	8-9
	May 28, 1979	Baltimore	Royals Stadium	5-4
	Aug. 26, 1984	Chicago	Royals Stadium	6-5
	July 29, 1995	Detroit	Kauffman Stadium	5-4
	June 15, 1996	Baltimore	Kauffman Stadium	7-6
15	May 30, 1969 (2nd)	New York	Municipal Stadium	4-5
	July 28, 1976	at California	Anaheim Stadium	3-2
	Aug. 26, 1976	at Boston	Fenway Park	7-6
	Aug. 25, 1977	at Milwaukee	County Stadium	4-3
	Sept. 27, 1977 (1st)	at Oakland	Oakland Coliseum	2-4
	May 23, 1981	Minnesota	Royals Stadium	1-0
	April 12, 1989	Baltimore	Royals Stadium	4-5
	June 12, 1993	Chicago	Royals Stadium	1-2
	June 10, 1998	Milwaukee	Kauffman Stadium	6-9
	June 4, 2008	at Chicago	U.S. Cellular Field	4-6



ROYALS ROOKIE RECORDS

Rookie Season Batting Records

Games		
1.	161	Kevin Seitzer.....1987
2.	158	Angel Berroa.....2003
3.	156	Carlos Beltran.....1999
Average		
1.	.325	Mike Aviles.....2008
2.	.323	Kevin Seitzer.....1987
3.	.321	Keith Lockhart.....1995
Hits		
1.	207	Kevin Seitzer.....1987
2.	194	Carlos Beltran.....1999
3.	163	Angel Berroa.....2003
Singles		
1.	151	Kevin Seitzer.....1987
2.	138	Carlos Beltran.....1999
3.	111	Angel Berroa.....2003
Doubles		
1.	36	Alex Gordon.....2007
2.	33	Kevin Seitzer.....1987
	33	Mark Quinn.....2000
Triples		
1.	10	Tom Poquette.....1976
2.	9	Carlos Febles.....1999
3.	8	Kevin Seitzer.....1987
Home Runs		
1.	24	Bob Hamelin.....1994
2.	22	Bo Jackson.....1987
	22	Carlos Beltran.....1999
RBI		
1.	108	Carlos Beltran.....1999
2.	83	Kevin Seitzer.....1987
3.	78	Mark Quinn.....2000
Walks		
1.	84	Mike Fiore.....1969
2.	80	Kevin Seitzer.....1987
3.	56	Clint Hurdle.....1978
	56	Bob Hamelin.....1994
On-Base Percentage		
1.	.420	Mike Fiore.....1969
2.	.399	Kevin Seitzer.....1987
3.	.388	Bob Hamelin.....1994
Slugging Percentage		
1.	.599	Bob Hamelin.....1994
2.	.488	Mark Quinn.....2000
3.	.480	Mike Aviles.....2008
Runs		
1.	112	Carlos Beltran.....1999
2.	105	Kevin Seitzer.....1987
3.	92	Angel Berroa.....2003
Extra-Base Hits		
1.	56	Kevin Seitzer.....1987
	56	Carlos Beltran.....1999
3.	55	Mark Quinn.....2000
	55	Alex Gordon.....2007
At Bats		
1.	663	Carlos Beltran.....1999
2.	641	Kevin Seitzer.....1987
3.	567	Angel Berroa.....2003
Total Bases		
1.	301	Kevin Seitzer.....1987
	301	Carlos Beltran.....1999
3.	256	Angel Berroa.....2003
Stolen Bases		
1.	46	Willie Wilson.....1978
2.	40	Pat Kelly.....1969
3.	27	Carlos Beltran.....1999

*single-season averages based on a minimum of 300 plate appearances

Rookie Season Pitching Records

Wins		
1.	17	Tom Gordon.....1989
2.	16	Steve Busby.....1973
3.	15	Dennis Leonard.....1975
Losses		
1.	16	Jim Rooker.....1969
2.	15	Steve Busby.....1973
3.	14	Mark Gubicza.....1984
Won-Loss Percentage		
1.	.714 (10-4)	Rusty Meacham.....1992
2.	.682 (15-7)	Dennis Leonard.....1975
3.	.654 (17-9)	Tom Gordon.....1989
ERA		
1.	2.45	Mike Magnante.....1991
2.	2.48	Joakim Soria.....2007
3.	2.60	Steve Shiftlett.....1992
Games		
1.	68	Mike MacDougal.....2003
2.	67	Andrew Sisco.....2005
3.	64	Rusty Meacham.....1992
Games Started		
1.	37	Steve Busby.....1973
2.	30	Dennis Leonard.....1975
	30	Rich Gale.....1978
Complete Games		
1.	10	Dick Drago.....1969
	10	Bob Johnson.....1970
3.	9	Rich Gale.....1978
Shutouts		
1.	4	Bill Butler.....1969
2.	3	Paul Splittorff.....1971
	3	Rich Gale.....1978
	3	Kevin Appier.....1990
Saves		
1.	27	Mike MacDougal.....2003
2.	20	Doug Bird.....1973
3.	17	Joakim Soria.....2007
Innings Pitched		
1.	238.1	Steve Busby.....1973
2.	214.0	Bob Johnson.....1970
3.	212.1	Dennis Leonard.....1975
Hits Allowed		
1.	246	Steve Busby.....1973
2.	212	Dennis Leonard.....1975
3.	206	Glendon Rusch.....1997
Walks		
1.	105	Steve Busby.....1973
2.	100	Rich Gale.....1978
3.	91	Bill Butler.....1969
Strikeouts		
1.	206	Bob Johnson.....1970
2.	174	Steve Busby.....1973
3.	156	Bill Butler.....1969
Home Runs Allowed		
1.	28	Glendon Rusch.....1997
2.	26	Kris Wilson.....2001
	26	Zack Greinke.....2004
Opponent Batting Average		
1.	.187	Joakim Soria.....2007
2.	.203	Jim York.....1971
3.	.210	Tom Gordon.....1989
Baserunners Per 9 Innings		
1.	8.61	Joakim Soria.....2007
2.	9.74	Rusty Meacham.....1992
3.	9.94	Doug Bird.....1973

*single-season pitching numbers based on a minimum of 50 innings

ROYALS AND STADIUM FIRSTS



ROYALS FIRSTS

Game:	at Municipal Stadium vs. Minnesota, April 8, 1969 (att: 17,688)
Batter:	Lou Piniella (doubled off Hall), vs. Minnesota, April 8, 1969
Hit:	Lou Piniella, vs. Minnesota, April 8, 1969
Run:	Lou Piniella, vs. Minnesota, April 8, 1969
Win:	Kansas City 4 Minnesota 3 in Kansas City, April 8, 1969
Winning Pitcher:	Moe Drabowski (1.0 IP, 0 H, 0 ER), vs. Minnesota, April 8, 1969
Save:	Dave Wickersham (0.2 IP, 0 H, 0 ER), at Oakland, April 12, 1969
RBI:	Jerry Adair, drove in Piniella, vs. Minnesota, April 8, 1969
GW Hit:	Joe Keough (off Woodson) PH in 12th of 4-3 win vs. Minnesota, April 9, 1969
Triple:	Lou Piniella (off John Odom) vs. Oakland, April 19, 1969
HR:	Mike Fiore (off John Odom) at Oakland, April 13, 1969
Grand Slam:	Bob Oliver (off Jim Bouton) vs. Seattle (8th inning), July 4, 1969
Stolen Base:	Joe Foy (off Jim Kaat, 4th inning) vs. Minnesota, April 9, 1969
.500 Month:	September, 1969 (15-15)
Winning Season:	1971 (85-76), 3rd season

MUNICIPAL STADIUM LASTS

Game:	Kansas City 4, Texas 0, Oct. 4, 1972 (att: 7,329)
Last Pitch:	9:40 p.m. by Roger Nelson, KC, Oct. 4, 1972
Last Batter:	Ted Ford, TEX (lined out to short), Oct. 4, 1972
Last Hit:	Ed Kirkpatrick, off Steve Lawson (8th inning), Texas, Oct. 4, 1972
Last Run:	Amos Otis, KC (5th inning), Oct. 4, 1972
Win:	Kansas City 4, Texas 0, Oct. 4, 1972
Winning Pitcher:	Roger Nelson (CG, 9.0 IP, 2 H, 0 R, 3 BB, 6 SO) vs. Texas, Oct. 4, 1972
Save:	Ted Abernathy (1.2 IP, 1 H, 1 SO) vs. Milwaukee, Aug. 19, 1972
RBI:	Lou Piniella, 2-run single off Pete Broberg (5th inning), Oct. 4, 1972
Double:	John Mayberry, off Don Stanhouse (4th inning), Oct. 4, 1972
Triple:	George Hendrick, OAK off Mike Hedlund (7th inning), Sept. 30, 1972
HR:	Gene Tenave, OAK, 2-run homer off Monty Montgomery (4th inning), Sept. 30, 1972
Last KC HR:	John Mayberry, 3-run homer off Vida Blue (5th inning), Sept. 29, 1972

"OLD" KAUFFMAN STADIUM FIRSTS

Game:	Kansas City 12, Texas 1, April 10, 1973 (att: 39,464)
First Pitch:	7:39 p.m. by Paul Splitterff, KC, April 10, 1973
Batter:	Dave Nelson, Texas (grounded out to Paul Splitterff), April 10, 1973
Hit:	Amos Otis, KC off Pete Broberg (1st inning), Texas, April 10, 1973
Run:	Fred Patek, KC (1st inning) vs. Texas, April 10, 1973
Win:	Kansas City 12, Texas 1, April 10, 1973
Winning Pitcher:	Paul Splitterff (9.0 IP, 5 H, 1 R, 3 BB, 1 SO), KC, April 10, 1973
Save:	Bruce Dal Canton (3.0 IP, 3 H, 2 ER), KC vs. Chicago, April 13, 1973
RBI:	John Mayberry, KC, 2-run single to right off Pete Broberg, Texas (1st inning), April 10, 1973
GW Hit:	John Mayberry, KC, 2-run single to right off Pete Broberg, Texas (1st inning), April 10, 1973
Double:	Amos Otis, KC off Pete Broberg, Texas (2nd inning), April 10, 1973
Triple:	Jeff Burroughs, Texas off Paul Splitterff, April 10, 1973
HR:	John Mayberry, 2-run homer off Bill Gogolewski (5th inning), Texas, April 10, 1973
Grand Slam:	Davey May, Milwaukee, off Dal Canton (9th inning), April 26, 1973
Stolen Base:	Fred Patek, KC (1st inning) vs. Texas, April 10, 1973

"OLD" KAUFFMAN STADIUM LASTS

Game:	Chicago 3, Kansas City 0, Sept. 21, 2008 (att: 16,920)
Last Pitch:	3:38 p.m. by Bobby Jenks, CWS, Sept. 21, 2008
Last Batter:	Alex Gordon, KC (struck out), Sept. 21, 2008
Last Hit:	Jermaine Dye, CWS off Joel Peralta (9th inning), Sept. 21, 2008
Last Run:	Paul Konerko, CWS (7th inning), Sept. 21, 2008
Win:	Chicago 3, Kansas City 0, Sept. 21, 2008
Last KC Win:	Kansas City 5, Chicago 2, Sept. 20, 2008
Winning Pitcher:	John Danks (7.0 IP, 4 H, 0 R, 1 BB, 3 SO), CWS, Sept. 21, 2008
Last KC Winning Pitcher:	Kyle Davies (7.0 IP, 3 H, 2 R, 1 BB, 3 SO), CWS, Sept. 20, 2008
Save:	Bobby Jenks (1.0 IP, 2 SO), CWS, Sept. 21, 2008
Last KC Save:	Joakim Soria (1.0 IP, 1 H, 1 BB, 2 SO), CWS, Sept. 20, 2008
RBI:	Paul Konerko, CWS, 2-run homer to left off Brandon Duckworth (7th inning), Sept. 21, 2008
Double:	Jermaine Dye, CWS off Joel Peralta (9th inning), Sept. 21, 2008
Triple:	Alberto Callaspo, KC off Brandon Morrow, Seattle (5th inning), Sept. 16, 2008
HR:	Paul Konerko, CWS, 2-run homer to left off Brandon Duckworth (7th inning), Sept. 21, 2008
Last KC HR:	Kila Ka'aihue, 2-run homer to right off Gavin Floyd (7th inning), Sept. 20, 2008
Grand Slam:	Alexei Ramirez, Chicago, off Brian Bannister (4th inning), Sept. 19, 2008
Last KC Grand Slam:	Ryan Shealy, off Francisco Crueceta (1st inning), Seattle, Sept. 15, 2006
Stolen Base:	Mike Aviles, KC (6th inning) vs. Chicago, Sept. 21, 2008



ROYALS POSITIONAL CHART

ALL-TIME GAMES BY POSITION

C	Mike Macfarlane, 1987-98	798
1B	John Mayberry, 1972-77	837
2B	Frank White, 1973-90	2,150
3B	George Brett, 1973-92	1,692
SS	Freddie Patek, 1971-79	1,241
LF	Lou Piniella, 1969-73	657
CF	Amos Otis, 1970-83	1,793
RF	Al Cowens, 1974-79	676
DH	Hal McRae, 1974-87	1,388
P	Jeff Montgomery, 1988-99	686
Starts	Paul Splitteroff, 1970-84	429

1969

C	Rodriguez (95)
1B	Fiore (107)
2B	Adair (126)
3B	Foy (145)
SS	Hernandez (145)
LF	Piniella (135)
CF	Kelly (112)
RF	Oliver (118)
DH	None

1970

C	Kirkpatrick (134)
1B	Oliver (160)
2B	Rojas (98)
3B	Schaal (124)
SS	Hernandez (83)
LF	Piniella (144)
CF	Otis (159)
RF	Kelly (136)
DH	None

1971

C	May (71)
1B	Hopkins (103)
2B	Rojas (115)
3B	Schaal (161)
SS	Patek (147)
LF	Piniella (126)
CF	Otis (147)
RF	Keogh (110)
DH	None

1972

C	Kirkpatrick (113)
1B	Mayberry (149)
2B	Rojas (137)
3B	Schaal (127)
SS	Patek (136)
LF	Piniella (151)
CF	Otis (143)
RF	Scheinblum (134)
DH	None

1973

C	Healy (95)
1B	Mayberry (152)
2B	Rojas (139)
3B	Schaal (121)
SS	Patek (135)
LF	Piniella (144)
CF	Otis (148)
RF	Kirkpatrick (126)
DH	McRae, H. (106)

1974

C	Healy (138)
1B	Mayberry (106)
2B	Rojas (141)
3B	Brett (132)
SS	Patek (149)
LF	Wohlford (125)
CF	Otis (143)
RF	Pinson (91)
DH	McRae, H. (90)

1975

C	Martinez (79)
1B	Mayberry (131)
2B	Rojas (116)
3B	Brett (159)
SS	Patek (136)
LF	McRae, H. (114)
CF	Otis (130)
RF	Wohlford (67)
DH	Killebrew (92)

1976

C	Martinez (94)
1B	Mayberry (160)
2B	White (130)
3B	Brett (157)
SS	Patek (143)
LF	Poquette (84)
CF	Otis (152)
RF	Cowens (142)
DH	McRae, H. (117)

1977

C	Porter (125)
1B	Mayberry (145)
2B	White (152)
3B	Brett (135)
SS	Patek (154)
LF	Zdeb (87)
CF	Otis (140)
RF	Cowens (142)
DH	McRae, H. (115)

1978

C	Porter (145)
1B	LaCock (106)
2B	White (140)
3B	Brett (128)
SS	Patek (138)
LF	Wilson (82)
CF	Otis (136)
RF	Cowens (119)
DH	McRae, H. (153)

1979

C	Porter (141)
1B	LaCock (108)
2B	White (126)
3B	Brett (149)
SS	Patek (104)
LF	Wilson (131)
CF	Otis (146)
RF	Cowens (134)
DH	McRae, H. (100)

1980

C	Porter (81)
1B	Aikens (138)
2B	White (153)
3B	Brett (112)
SS	Washington (152)
LF	Wilson (102)
CF	Otis (105)
RF	Hurdle (125)
DH	McRae, H. (110)

1981

C	Wathan (74)
1B	Aikens (99)
2B	White (93)
3B	Brett (88)
SS	Washington (98)
LF	Wilson (85)
CF	Otis (86)
RF	Geronimo (50)
DH	McRae, H. (97)

1982

C	Wathan (120)
1B	Aikens (128)
2B	White (144)
3B	Brett (134)
SS	Washington (117)
LF	Wilson (118)
CF	Otis (125)
RF	Martin (134)
DH	McRae, H. (158)

1983

C	Wathan (92)
1B	Aikens (113)
2B	White (145)
3B	Brett (102)
SS	Washington (140)
LF	Wilson (64)
CF	Otis (55)
RF	Sheridan (48)
DH	McRae, H. (155)

1984

C	Slaughter (123)
1B	Balboni (125)
2B	White (129)
3B	Pryor (107)
SS	Concepcion (85)
LF	Motley (105)
CF	Wilson (128)
RF	Sheridan (101)
DH	McRae, H. (94)

1985

C	Sundberg (112)
1B	Balboni (160)
2B	White (149)
3B	Brett (152)
SS	Concepcion (128)
LF	Smith (119)
CF	Wilson (140)
RF	Motley (76)
DH	McRae, H. (105)

1986

C	Sundberg (134)
1B	Balboni (137)
2B	White (151)
3B	Brett (115)
SS	Salazar (115)
LF	Smith (118)
CF	Wilson (155)
RF	Motley (62)
DH	Orta (87)

1987

C	Quirk (108)
1B	Brett (83)
2B	White (152)
3B	Seitzer (141)
SS	Salazar (116)
LF	Jackson (95)
CF	Wilson (143)
RF	Tartabull (150)
DH	Balboni (52)

1988

C	Quirk (79)
1B	Brett (125)
2B	White (148)
3B	Seitzer (147)
SS	Stillwell (124)
LF	Jackson (104)
CF	Wilson (143)
RF	Tartabull (130)
DH	Buckner (43)

1989

C	Boone (129)
1B	Brett (104)
2B	White (132)
3B	Seitzer (159)
SS	Stillwell (130)
LF	Jackson (110)
CF	Wilson (108)
RF	Tartabull (71)
DH	Tabler (39)

1990

C	Macfarlane (112)
1B	Brett (102)
2B	White (79)
3B	Seitzer (152)
SS	Stillwell (74)
LF	Eisenreich (101)
CF	Jackson (61)
RF	Tartabull (52)
DH	Perry (68)

1991

C	Mayne (80)
1B	Benzinger (75)
2B	Shumpert (144)
3B	Pecota (102)
SS	Stillwell (118)
LF	Gibson (91)
CF	McRae, B. (150)
RF	Tartabull (124)
DH	Brett (118)

1992

C	Macfarlane (104)
1B	Joyner (145)
2B	Miller (93)
3B	Jefferies (146)
SS	Howard (74)
LF	McReynolds (94)
CF	McRae, B. (148)
RF	Eisenreich (66)
DH	Brett (132)

The Royals Positional Chart indicates the players who appeared in the most games at a particular position for the Royals during the season. No player is listed at more than one position.

ROYALS POSITIONAL CHART (CONT.)



ROYALS

REVIEW

HISTORY

RECORDS

OPPONENTS

SCOUTING/PLAYER DEV.

MEDIA & MISC

1993

C.....	Macfarlane (114)
1B.....	Joyner (140)
2B.....	Lind (136)
3B.....	Gaetti (72)
SS.....	Gagne (159)
LF.....	McReynolds (104)
CF.....	McRae, B. (153)
RF.....	Jose (136)
DH.....	Brett (140)

1994

C.....	Macfarlane (81)
1B.....	Joyner (86)
2B.....	Lind (84)
3B.....	Gaetti (85)
SS.....	Gagne (106)
LF.....	Coleman (99)
CF.....	McRae, B. (110)
RF.....	Jose (98)
DH.....	Hamelin (69)

1995

C.....	Mayne (103)
1B.....	Joyner (126)
2B.....	Lockhart (61)
3B.....	Gaetti (123)
SS.....	Gagne (118)
LF.....	Coleman (57)
CF.....	Goodwin (95)
RF.....	Nunnally (92)
DH.....	Hamelin (56)

1996

C.....	Macfarlane (99)
1B.....	Offerman (96)
2B.....	Lockhart (84)
3B.....	Randa (92)
SS.....	Howard (135)
LF.....	Goodwin (75)
CF.....	Damon (89)
RF.....	Tucker (73)
DH.....	Vitiello (70)

1997

C.....	Macfarlane (81)
1B.....	King (150)
2B.....	Offerman (101)
3B.....	Paquette (72)
SS.....	Bell (149)
LF.....	Roberts (82)
CF.....	Goodwin (96)
RF.....	Dye (75)
DH.....	Davis (133)

1998

C.....	Sweeney (91)
1B.....	King (112)
2B.....	Offerman (152)
3B.....	Palmer (129)
SS.....	Lopez (72)
LF.....	Conine (50)
CF.....	Damon (130)
RF.....	Dye (59)
DH.....	Pendleton (40)

1999

C.....	Kreuter (101)
1B.....	Sweeney (74)
2B.....	Febles (122)
3B.....	Randa (156)
SS.....	Sanchez (134)
LF.....	Damon (132)
CF.....	Beltran (154)
RF.....	Dye (157)
DH.....	Giambi (48)

2000

C.....	Zaun (76)
1B.....	Sweeney (114)
2B.....	Febles (99)
3B.....	Randa (156)
SS.....	Sanchez (143)
LF.....	Quinn (78)
CF.....	Beltran (83)
RF.....	Dye (146)
DH.....	Damon (25)

2001

C.....	Ortiz (55)
1B.....	Sweeney (108)
2B.....	Febles (78)
3B.....	Randa (137)
SS.....	Sanchez (100)
LF.....	Brown (77)
CF.....	Beltran (152)
RF.....	Dye (92)
DH.....	Ibanez (33)

2002

C.....	Mayne (99)
1B.....	Sweeney (102)
2B.....	Febles (116)
3B.....	Randa (129)
SS.....	Perez (139)
LF.....	Knoblauch (74)
CF.....	Beltran (149)
RF.....	Tucker (67)
DH.....	Ibanez (36)

2003

C.....	Mayne (112)
1B.....	Harvey (99)
2B.....	Relaford (89)
3B.....	Randa (129)
SS.....	Berros (158)
LF.....	Ibanez (128)
CF.....	Beltran (130)
RF.....	Gutiel (87)
DH.....	Sweeney (62)

2004

C.....	Buck (68)
1B.....	Harvey (73)
2B.....	Graffanino (75)
3B.....	Randa (119)
SS.....	Berros (133)
LF.....	Brown (53)
CF.....	DeJesus (85)
RF.....	Stairs (57)
DH.....	Sweeney (47)

2005

C.....	Buck (117)
1B.....	Stairs (64)
2B.....	Gotay (81)
3B.....	Teahen (128)
SS.....	Berros (159)
LF.....	Long (103)
CF.....	DeJesus (119)
RF.....	Brown (129)
DH.....	Sweeney (73)

2006

C.....	Buck (112)
1B.....	Mientkiewicz (90)
2B.....	Grudzielanek (132)
3B.....	Teahen (109)
SS.....	Berros (131)
LF.....	Brown (87)
CF.....	Gathright (76)
RF.....	Sanders (73)
DH.....	Sweeney (59)

2007

C.....	Buck (112)
1B.....	Gload (89)
2B.....	Grudzielanek (116)
3B.....	Gordon (137)
SS.....	Pena (150)
LF.....	Brown (78)
CF.....	DeJesus (156)
RF.....	Teahen (137)
DH.....	Butler (70)

2008

C.....	Buck (107)
1B.....	Gload (111)
2B.....	Grudzielanek (85)
3B.....	Gordon (133)
SS.....	Pena (94)
LF.....	DeJesus (71)
CF.....	Gathright (100)
RF.....	Teahen (92)
DH.....	Butler (84)

SEASON BATTING LEADERS BY POSITION

Catcher			Home runs	Player	Year	RBI	Player	Year
Average	Player	Year	22	Frank White	1985, 86	91	Jay Bell	1997
.284	Darrell Porter	1979	17	Frank White	1984, 87	73	Angel Berros	2003
.277	Mike Macfarlane	1996	11	Frank White	1982	60	Freddie Patek	1977
.275	Darrell Porter	1977						
Home runs			RBI	Player	Year	Outfielder		
20	Mike Macfarlane	1993	84	Frank White	1986	Average	Player	Year
18	4 times	-	78	Frank White	1987	.332	Willie Wilson	1982
			75	Frank White	1983	.328	Willie Wilson	1980
						.326	Johnny Damon	2000
RBI			Third basemen					
98	Darrell Porter	1979	Average	Player	Year	Home runs	Player	Year
76	Darrell Porter	1978	.394	George Brett	1980	32	Danny Tartabull	1987
64	Mike Macfarlane	1993	.339	George Brett	1976	31	Jermaine Dye	2000
			.336	George Brett	1985	31	Danny Tartabull	1991
First basemen			Home runs	Player	Year	RBI	Player	Year
Average	Player	Year	31	Gary Gaetti	1995	119	Jermaine Dye	1999
.348	Mike Sweeney	2002	29	George Brett	1985	110	Jermaine Dye	2000
.347	Mike Sweeney	2000	26	Dean Palmer	1998	107	Al Cowens	1977
.341	George Brett	1990						
Home runs			RBI	Player	Year	Designated hitter		
36	Steve Balboni	1985	114	George Brett	1980	Average	Player	Year
29	Steve Balboni	1986	111	George Brett	1985	.329	Hal McRae	1976
27	4 times	-	104	Joe Randa	2000	.311	Hal McRae	1983
						.310	Hal McRae	1982
RBI			Shortstop					
106	Jeff King	1997	Average	Player	Year	Home runs	Player	Year
103	Mike Sweeney	2000	.303	Rey Sanchez	2001	30	Chili Davis	1997
100	John Mayberry	1972, 73	.294	Rey Sanchez	1999	27	Hal McRae	1982
			.290	Jay Bell	1997	19	George Brett	1993
Second basemen			Home runs	Player	Year	RBI	Player	Year
Average	Player	Year	21	Jay Bell	1997	133	Hal McRae	1982
.313	Jose Offerman	1998	17	Angel Berros	2003	90	Chili Davis	1997
.303	Mark Grudzielanek	2007	11	Angel Berros	2005	81	Hal McRae	1983
.302	Mark Grudzielanek	2006						

* - all season averages based on a minimum of 400 plate appearances while playing position listed



ATTENDANCE RECORDS

	Attendance	Opponent	Date
Season	2,477,700	n/a	1989
Single Game	41,860	New York	July 26, 1980
Day Game	41,788	Seattle	April 11, 2005
Night Game	41,860	New York	July 26, 1980
Day Doubleheader	35,295	California	June 20, 1971
T-N Doubleheader	42,039	Milwaukee	Aug. 8, 1983
Opening Day	41,788	Seattle	April 11, 2005
4-Game Series	161,019	New York	July 21-24, 1988
3-Game Series	121,956	New York	July 25-27, 1980
2-Game Series	79,042	New York	July 24-25, 1978
Memorial Day	41,189	Minnesota	May 29, 1989
Independence Day	40,804	Boston	July 4, 1988
Labor Day	37,043	Minnesota	Sept. 3, 1984
Week Night	42,039	Milwaukee	Aug. 8, 1983
Saturday Day	38,944	Baltimore	July 18, 1987
Saturday Night	41,860	New York	July 26, 1980
Sunday	41,329	Oakland	Sept. 21, 1980
Road Game	73,303	at Cleveland	July 4, 1986
Municipal Stadium	36,623	Oakland	Aug. 3, 1971
Lowest Municipal Stadium	3,454	Minnesota	July 3, 1969

KAUFFMAN STADIUM (1973-2008)

All-Star Game	40,848	N.L. vs. A.L.	July 24, 1973
Championship Series	42,633	1980-Game 2	Oct. 9, 1980
World Series	42,380	1980-Game 3	Oct. 17, 1980
Lowest Game	6,180	Texas	Sept. 22, 1975

ROYALS TOP 5 REGULAR-SEASON HOME CROWDS

Date	Opponent	Attendance
1. Aug. 8, 1983	Milwaukee	42,039
2. July 26, 1980	New York	41,860
3. April 11, 2005	Seattle	41,788
4. April 5, 2004	Chicago	41,575
5. June 30, 1979	California	41,451

ROYALS YEARLY AND AVERAGE ATTENDANCE

Year	Attendance	Dates	Average	Year	Attendance	Dates	Average
1969*	902,183	73	12,359	1989	2,477,700	80	30,971
1970*	693,047	72	9,626	1990	2,244,956	78	28,781
1971*	910,784	72	12,650	1991	2,161,537	80	27,019
1972*	707,656	69	10,256	1992	1,867,689	79	23,642
1973	1,345,341	74	18,180	1993	1,934,578	80	24,182
1974	1,173,292	78	15,042	1994	1,400,494	57	24,570
1975	1,151,836	77	14,959	1995	1,233,296	70	17,619
1976	1,680,265	78	21,542	1996	1,436,007	80	17,950
1977	1,852,603	76	24,376	1997	1,517,638	77	19,710
1978	2,255,493	80	28,194	1998	1,494,875	79	18,922
1979	2,261,845	79	28,631	1999	1,506,068	78	19,309
1980	2,288,714	81	28,256	2000	1,677,915	81	20,715
1981	1,279,403	47	27,221	2001	1,536,371	81	18,967
1982	2,284,464	80	28,556	2002	1,323,034	77	17,182
1983	1,963,875	79	24,859	2003	1,774,535	78	22,750
1984	1,810,018	77	23,507	2004	1,661,482	79	21,031
1985	2,162,717	80	27,034	2005	1,371,181	79	17,357
1986	2,320,764	78	29,753	2006	1,372,638	80	17,158
1987	2,392,471	80	29,906	2007	1,616,867	81	19,961
1988	2,350,181	80	29,377	2008+	1,578,922	79	19,986
Totals	66,974,735	3,063	21,866				

*The Royals played in Municipal Stadium from 1969-72.

+ - Capacity ranged from 38,030 to 27,000 due to renovations

Kauffman Stadium Rainouts (72 in 36 Years)

By Month:	By Club:	
April.....26	Arizona.....1	Milwaukee.....5
May.....14	Baltimore.....7	Minnesota.....5
June.....12	Boston.....7	Montreal.....1
August.....6	Chicago.....1	New York.....1
July.....3	Cleveland.....8	Oakland.....5
September.....10	Detroit.....7	Seattle.....6
October.....1	Los Angeles (AL).....10	Texas.....5
		Toronto.....3
By Year:		
6 times: 2003	2 times: 1974, 1975, 1976, 1979, 1985, 1992, 1995, 1998, 1999, 2004, 2005, 2008	
4 times: 1984, 1997, 2002	1 time: 1980, 1982, 1987, 1988, 1989, 1991, 1993, 1996, 2006	
3 times: 1973, 1977, 1981, 1983, 1986, 1990, 1994	None: 1978, 2000, 2001, 2007	

ALL-TIME INTERLEAGUE RESULTS



Overall Record: 99-112

Home: 50-54

Road:

1997 Record (6-9)

Date	Opp.	Res	Score
06-13	at PIT	L	3-5
06-14	at PIT	W	8-3
06-15	at PIT	W	8-1
06-16	HOU	W	5-2
06-17	HOU	L	2-10
06-18	HOU	W	6-2
06-30	at CHI	L	7-8
07-01	at CHI	L	1-6
07-02	at CHI	L	2-3
08-29	STL	L	7-9
08-30	STL	W	16-5
08-31	STL	L	4-5
09-01	at CIN	W	7-4
09-02	at CIN	L	0-4
09-03	at CIN	L	3-6

1998 Record (9-7)

06-05	at HOU	W	3-0
06-06	at HOU	L	0-6
06-07	at HOU	L	1-7
06-08	MIL	W	8-7
06-09	MIL	L	3-6(10)
06-10	MIL	L	6-9(15)
06-22	at CIN	W	3-0
06-23	at CIN	W	6-4
06-24	PIT	L	3-10
06-25	PIT	W	6-1
06-26	CHI	W	6-1
06-27	CHI	W	4-3(10)
06-28	CHI	L	3-6
06-30	at STL	W	6-1
07-01	at STL	W	6-4
07-02	at STL	L	0-3

1999 Record (6-12)

06-04	CIN	Ppd (power)	
06-05	CIN	L	4-9
06-05	CIN	L	4-10(10)
06-06	CIN	L	3-14
06-07	STL	L	5-7
06-08	STL	W	11-10
06-09	STL	W	17-13
06-11	at PIT	W	10-3
06-12	at PIT	L	8-9
06-13	at PIT	L	4-8
07-09	HOU	L	5-6
07-10	HOU	L	3-7
07-11	HOU	L	3-7
07-15	at MIL	Ppd (accident)	
07-16	at MIL	L	0-2
07-16	at MIL	W	12-10
07-17	at MIL	L	3-11
07-18	at CHI	W	5-4
07-19	at CHI	W	10-2
07-20	at CHI	L	7-8

2000 Record (8-10)

06-02	at PIT	L	3-9
06-03	at PIT	W	16-3
06-04	at PIT	W	7-5(11)
06-05	at STL	W	7-4
06-06	at STL	L	4-5
06-07	at STL	L	2-4
06-09	PIT	W	6-3(10)
06-10	PIT	W	2-1(11)
06-11	PIT	L	6-10(10)
07-07	at HOU	L	5-9
07-08	at HOU	W	5-2
07-09	at HOU	L	6-9
07-13	MIL	L	2-5
07-14	MIL	L	0-4
07-15	MIL	W	7-4
07-16	CHI	L	7-10
07-17	CHI	L	1-3
07-18	CHI	W	12-4

2001 Record (8-10)

06-08	ARI	L	4-11
06-09	ARI	W	3-2
06-10	ARI	L	5-12
06-12	STL	W	7-4
06-13	STL	W	4-1
06-14	STL	W	3-2(13)
06-15	at MIL	Susp (power)	
06-15	at MIL	W	4-2
06-16	at MIL	W	4-1
06-17	at MIL	L	2-5
07-06	HOU	L	3-8
07-07	HOU	L	8-10
07-08	HOU	L	5-14
07-12	at PIT	L	0-2
07-13	at PIT	L	0-1
07-14	at PIT	W	7-4
07-15	at CHI	L	1-2
07-16	at CHI	W	4-2
07-17	at CHI	L	4-7

2002 Record (5-13)

06-07	STL	L	6-12
06-08	STL	L	3-11
06-09	STL	W	3-2
06-10	FLA	L	8-15(14)
06-11	FLA	W	6-0(5)
06-12	FLA	L	5-13
06-14	at STL	L	0-3
06-15	at STL	L	3-5
06-16	at STL	L	1-5
06-18	at MON	L	4-5
06-19	at MON	L	3-6
06-20	at MON	L	4-5(11)
06-21	at NY	L	3-4
06-22	at NY	W	5-1
06-23	at NY	L	4-5
06-28	SD	W	14-10
06-29	SD	L	4-8(10)
06-30	SD	W	13-1

2003 Record (9-9)

06-03	at LA	L	3-4
06-04	at LA	W	2-1
06-05	at LA	L	2-5
06-06	at COL	Ppd (weather)	
06-07	at COL-1	W	13-11
06-07	at COL-2	W	9-5
06-08	at COL	L	7-8
06-10	AZ	W	7-3
06-11	AZ	L	3-4
06-12	AZ	Ppd (weather)	
06-13	SF	W	6-1
06-14	SF	L	4-7
06-15	SF	W	5-4
06-20	at STL	W	10-4
06-21	at STL	L	1-8
06-22	at STL	W	5-2
06-27	STL	W	6-3
06-28	STL	L	9-13
06-29	STL	L	6-13
09-04	AZ	L	5-6(10)

2004 Record (6-12)

06-08	MON	W	4-2
06-09	MON	Ppd (weather)	
06-10	MON-1	L	0-8
06-10	MON-2	L	2-7
06-11	NYM	W	7-5
06-12	NYM	W	4-3
06-13	NYM	L	2-5
06-15	at ATL	L	2-3
06-16	at ATL	W	10-4
06-17	at ATL	W	10-4
06-18	at PHI	W	10-4
06-19	at PHI	L	2-4
06-20	at PHI	L	2-8
06-25	STL	L	2-5
06-26	STL	L	1-3(10)
06-27	STL	L	3-10
07-02	at SD	L	5-7
07-03	at SD	L	4-5
07-04	at SD	L	1-7

2005 Record (9-9)

05-20	STL	L	6-7
05-21	STL	L	5-6
05-22	STL	W	9-2
06-07	at SF	W	8-1
06-08	at SF	W	4-1
06-09	at SF	L	7-9
06-10	at ARI	L	11-12(10)
06-11	at ARI	W	8-5
06-12	at ARI	W	9-4(12)
06-14	LA	W	3-2
06-15	LA	W	3-1
06-16	LA	W	9-6
06-17	HOU	L	0-7
06-18	HOU	L	2-6
06-19	HOU	W	7-1
06-24	at COL	L	4-12
06-25	at COL	L	2-4
06-26	at COL	L	4-9

2006 Record (10-8)

05-19	STL	L	6-9
05-20	STL	L	2-4
05-21	STL	L	3-10
06-16	at HOU	W	7-2
06-17	at HOU	L	2-7
06-18	at HOU	W	7-4
06-20	PIT	W	10-6
06-21	PIT	W	6-4
06-22	PIT	W	15-7
06-23	MIL	L	2-7
06-24	MIL	W	6-5
06-25	MIL	W	6-0
06-27	at CIN	W	9-8
06-28	at CIN	L	2-7
06-29	at CIN	L	5-6
06-30	at STL	W	7-5(10)
07-01	at STL	W	8-7(11)
07-02	at STL	L	7-9

2007 Record (10-8)

05-18	at COL	W	5-2
05-19	at COL	L	4-6
05-20	at COL	W	10-5(12)
06-08	PHI	W	8-4
06-09	PHI	L	0-4
06-10	PHI	W	17-5
06-12	STL	W	8-1
06-13	STL	L	3-7
06-14	STL	W	17-8
06-15	FLA	W	6-2
06-16	FLA	L	8-9
06-17	FLA	W	5-4
06-18	at STL	W	5-3
06-19	at STL	L	1-5
06-20	at STL	L	6-7(14)
06-22	at MIL	L	6-11
06-23	at MIL	L	1-7
06-24	at MIL	W	4-3(11)

2008 Record (13-5)

05-16	at FLA	W	7-6
05-17	at FLA	L	3-7
05-18	at FLA	W	9-3
06-13	at ARI	L	0-1(10)
06-14	at ARI	W	12-3
06-15	at ARI	W	8-3
06-17	at STL	W	2-1
06-18	at STL	W	3-2
06-19	at STL	W	4-1
06-20	SF	L	4-9
06-21	SF	W	5-3
06-22	SF	W	11-10
06-23	COL	W	8-4
06-24	COL	W	7-3
06-25	COL	W	4-2
06-27	STL	W	7-2
06-28	STL	L	1-5
06-29	STL	L	6-9

ROYALS

REVIEW

HISTORY

RECORDS

OPPONENTS

SCOUTING/PLAYER DEV.

MEDIA & MISC.



INTERLEAGUE PLAY

Overall Records

Overall Record	99-112
Home Record	50-54
Road Record	49-58
Extra Inning Record	10-12
In shutouts	4-12
vs. N.L. East	14-16
vs. N.L. Central	60-76
vs. N.L. West	25-20

Interleague Series Results

Team	Hm	Rd	Total
Arizona	2-4	4-2	6-6
Atlanta	0-0	2-1	2-1
Chicago	3-3	3-6	6-9
Cincinnati	0-3	4-4	4-7
Colorado	3-0	4-5	7-5
Florida	3-3	2-1	5-4
Houston	3-9	4-5	7-14
Los Angeles	3-0	1-2	4-2
Milwaukee	4-5	4-5	8-10
New York	2-1	1-2	3-3
Philadelphia	2-1	1-2	3-3
Pittsburgh	6-2	6-6	12-8
St. Louis	12-18	11-10	23-28
San Diego	2-1	0-3	2-4
San Francisco	4-2	2-1	6-3
Washington	1-2	0-3	1-5
Total	50-54	49-58	99-112

Interleague Attendance Records

Largest Home Crowd	40,963
vs. St. Louis, 6-26-04	
Largest Road Crowd	47,522
at St. Louis, 6-16-02	
Total Home Att.	2,675,946
Total Home Dates	103
Avg. Home Att.	25,980
Total Road Att.	3,407,406
Total Road Dates	104
Avg. Road Att.	32,764

Consecutive Records

Longest winning streak	6 (2008)
Longest losing streak	10 (2004-2005)

Single Game Records

Most runs scored	17, 3 times
last: vs. St. Louis, 6-14-07	
Most runs allowed	15
vs. Florida (14 innings), 6-10-02	
Most runs, both teams	30
vs. St. Louis, 6-9-99 (17-13)	



The Royals will visit beautiful PNC Park in Pittsburgh from June 26-28. Kansas City hasn't ventured to the banks of the Allegheny River since the 2001 season.

photo by Jamie Squire/Getty Images

Individual Single Game Batting Records

Hits	5
Johnny Damon, 7-18-00 vs. Chicago	
Runs	4, 5 times
last: Mike Aviles, 6-14-08 at Arizona	
Home Runs	2, 6 times
last: John Buck, 6-16-07 vs. Florida	
RBI	5, 6 times
last: David DeJesus, 6-15-08 at Arizona	

Individual Single Game Pitching Records

Innings Pitched	9.0, 2 times
last: D.J. Carrasco, 6-7-05 at San Francisco	
Walks	7, 2 times
last: Zack Greinke, 6-18-08 at Arizona	
Strikeouts	11
Blake Stein, 6-17-01 at Milwaukee	

Individual Single Season Batting Records

Average	.508	Joe Randa (1999)
Hits	33	Joe Randa (1999)
Runs	19	Carlos Beltran (1999)
Doubles	9	Johmy Damon (2000); Carlos Beltran (2002); Raul Ibanez (2002)
Triples	4	Jose Offerman (1998); Mark Teahen (2007)
Home Runs	7	Jeff King (1997)
RBI	21	Carlos Beltran (1999)
Stolen Bases	10	Carlos Beltran (2003)

Individual Single Season Pitching Records

Wins	3	Tim Belcher (1998); Rinelvys Hernandez (2005); Zack Greinke (2008); Gil Meche (2008)
Losses	3	last: Jorge De La Rosa (2007)
Saves	7	Joakim Soria (2008)
Innings	31.0	Tim Belcher (1998)
Walks	15	Mac Suzuki (2002)
Strikeouts	27	Zack Greinke (2008)

Individual Career Batting Records

Average	.345	David DeJesus
Hits	145	Mike Sweeney
Runs	69	Carlos Beltran
Doubles	26	Mike Sweeney
Triples	6	Angel Berroa, Mark Teahen
Home Runs	15	Carlos Beltran, Mike Sweeney
RBI	85	Mike Sweeney
Stolen Bases	22	Carlos Beltran

Individual Career Pitching Records

Wins	6	Zack Greinke
Losses	5	Paul Byrd
ERA*	3.63	Tim Belcher
Saves	8	Joakim Soria
Innings	93.1	Jeff Suppan
Runs allowed	47	Jeff Suppan
Walks	34	Dan Reichert
Strikeouts	71	Zack Greinke

* - minimum 50 IP

OPPONENTS





BALTIMORE ORIOLES

A.L. East

2008 Record: 68-93 (5th in East)

Oriole Park at Camden Yards (Capacity: 48,290)

333 West Camden Street • Baltimore, MD 21201

(888) 848-2473 • (410) 547-6272 - PR FAX

Website: www.orioles.com

Hotel in KC: InterContinental



Manager
Dave Trembley

All-Time Results

Year	Home	Road	Total
1969	0-6	1-5	1-11
1970	0-6	0-6	0-12
1971	4-2	1-4	5-6
1972	3-3	3-3	6-6
1973	3-3	1-5	4-8
1974	2-4	2-4	4-8
1975	4-2	1-5	5-7
1976	4-2	2-4	6-6
1977	4-2	3-2	7-4
1978	5-0	3-2	8-2
1979	3-3	3-3	6-6
1980	4-2	2-4	6-6
1981	1-1	2-4	3-5
1982	6-0	2-4	8-4
1983	2-4	2-4	4-8
1984	4-2	3-3	7-5
1985	2-4	4-2	6-6
1986	3-3	3-3	6-6
1987	1-5	2-4	3-9
1988	6-0	6-0	12-0
1989	4-2	2-4	6-6
1990	2-4	1-4	3-8
1991	3-3	5-1	8-4
1992	2-4	2-4	4-8
1993	3-3	2-4	5-7
1994	1-2	0-2	1-4
1995	2-2	3-2	5-4
1996	2-4	1-5	3-9
1997	2-4	2-3	4-7
1998	2-3	4-2	6-5
1999	2-2	2-4	4-6
2000	5-1	2-2	7-3
2001	1-3	1-2	2-5
2002	0-3	0-4	0-7
2003	2-2	2-1	4-3
2004	1-5	2-1	3-6
2005	1-2	1-2	2-4
2006	1-2	0-3	1-5
2007	0-3	0-4	0-7
2008	1-3	2-2	3-5
Totals	98-111	80-127	178-238

Executive VP: John P. Angelos

President, Baseball Operations: Andy MacPhail

Field Manager: Dave Trembley, 3rd season

Director, Public Relations: Monica Barlow

Manager, Media Relations: Jeff Lantz

Coordinator, Baseball Information: Jay Moskowitz

Traveling Secretary: Phil Itzoe

Credentials/Parking contact: Mick McDonald (mmcdonald@orioles.com)

2009 Schedule (times CDT)

Date	Site	Time	Date	Site	Time
May 14	KC	7:10 p.m.	July 27	BAL	6:05 p.m.
May 15	KC	7:10 p.m.	July 28	BAL	6:05 p.m.
May 16	KC	6:10 p.m.	July 29	BAL	6:05 p.m.
May 16	KC	1:10 p.m.	July 30	BAL	11:35 a.m.

Series Information

Last Royals 2-game sweep: at KC..... July 17-18, 1991 at BAL..... May 13-14, 1985	Series Swept By Orioles: 2-Game.....10 3-Game.....20 4-Game.....2
Last Royals 3-game sweep: at KC..... April 11-13, 2000 at BAL..... Aug. 28-30, 1998	Longest Winning Streaks: by KC..... 15..... July 26, 1987-April 11, 1989 by BAL..... 23..... May 10, 1969-Aug. 2, 1970
Last Royals 4-game sweep: at KC..... July 29-Aug. 1, 1982 at BAL..... none	Most Runs, Game: by KC..... 15 (2x)..... 15-2, Aug. 16, 1992 at KC by BAL..... 15..... 15-5, April 29, 1999 at KC
Last Orioles 2-game sweep: at KC..... July 19-20, 2004 at BAL..... April 2-3, 1997	Widest Margin Victory: by KC..... 13..... 15-2, Aug. 16, 1992 at KC by BAL..... 13 (2x)..... 14-1, Aug. 3, 1990 at BAL
Last Orioles 3-game sweep: at KC..... May 28-30, 2007 at BAL..... April 12-14, 2007	Longest Game, Innings: 16 (2x)..... May 28, 1979 at KC; 5-4 Royals win June 15, 1996 at KC; 7-6 Royals win
Last Orioles 4-game sweep: at KC..... July 16-19, 1987 at BAL..... May 2-5, 2002	Royals Record at Stadiums: Municipal (1969-72)..... 7-17 Memorial (1969-91)..... 54-80 Kauffman (1973-present)..... 91-94 Camden Yards (1992-present)..... 26-47
Series Swept By Royals: 2-Game..... 6 3-Game..... 9 4-Game..... 2	

2008 Results (Baltimore won series 5-3)

Gm	Date	Site	W/L	Score	Winner	Losers	Record	Pos.	GB
34	5/8	KC	L	1-4	Cabrera (C)	Hochevar (2-2)	15-19	4	-2.5
35	5/9	KC	L	4-7	Trachsel	Meche (2-5)	15-20	T4	-3.5
36	5/10	KC	L	5-6	Olson	Tomko (1-4)	15-21	T4	-3.5
37	5/11	KC	W	4-0	Bannister (4-4)	Burres	16-21	4	-3.5
83	6/30	BAL	W	6-5 (11)	Mahay (4-0)	Bradford	38-45	4	-9.5
84	7/1	BAL	L	5-7	Liz	Hochevar (5-6)	38-46	4	-10.5
85	7/2	BAL	L	2-5	Cabrera (C)	Meche (6-9)	38-47	4	-11.5
86	7/3	BAL	W	10-7	Peralta (1-2)	Loewen	39-47	4	-10.5

2008 Notes: The Orioles extended their winning streak over Kansas City to 12 games before the Royals bounced back to win 3 of the final 5 contests in 2008...Baltimore has now won the season series five straight seasons, posting a 27-9 mark over that span... Brian Bannister had one of his sharpest outings of the season on May 11, as he held the O's scoreless on 2 hits over 8.0 IP to snap KC's winless drought against Baltimore...Billy Butler hit .400 with 4 multi-hit games in the series...Alex Gordon hit safely in all 8 games...he collected at least 1 RBI in 5 of the contests...the 3 losses at home meant KC failed to post a winning record against the O's at Kauffman Stadium for the 19th time in the last 20 seasons (33-55)...after 40 seasons, the Royals are 178-238 all-time against the Orioles, including 98-111 at home and 80-127 in Baltimore, including 26-47 in 17 seasons at Camden Yards.



BOSTON RED SOX

A.L. East

2008 Record: 15-67 (2nd in East, A.L. Wild Card)

Fenway Park (Capacity: 37,373-night, 36,945-day)

4 Yawkey Way • Boston, MA 02215

(617) 226-6000 • (617) 226-6740 - PR FAX

Website: www.redsox.com



Manager
Terry Francona

ROYALS

REVIEW

HISTORY

RECORDS

OPINIONS

SCOUTING/PLAYER DEV.

MEDIA & MISC.

All-Time Results

Year	Home	Road	Total
1969	2-4	0-6	2-10
1970	3-3	2-4	5-7
1971	5-1	6-0	11-1
1972	4-2	2-4	6-6
1973	4-2	0-6	4-8
1974	4-2	4-2	8-4
1975	2-4	3-3	5-7
1976	5-1	4-2	9-3
1977	4-1	1-4	5-5
1978	4-1	2-3	6-4
1979	4-2	0-6	4-8
1980	3-3	4-2	7-5
1981	1-2	2-1	3-3
1982	4-2	2-4	6-6
1983	4-2	3-3	7-5
1984	5-1	4-2	9-3
1985	3-3	4-2	7-5
1986	3-3	3-3	6-6
1987	4-2	2-4	6-6
1988	4-2	2-4	6-6
1989	4-2	4-2	8-4
1990	4-2	4-2	8-4
1991	4-2	1-5	5-7
1992	3-3	2-4	5-7
1993	1-5	6-0	7-5
1994	1-2	1-2	2-4
1995	1-2	1-1	2-3
1996	4-2	5-1	9-3
1997	5-1	3-2	8-3
1998	2-4	1-4	3-8
1999	1-5	1-3	2-8
2000	2-2	4-2	6-4
2001	1-2	2-1	3-3
2002	0-3	2-1	2-4
2003	1-2	0-3	1-5
2004	1-2	1-2	2-4
2005	2-1	0-3	2-4
2006	3-0	2-4	5-4
2007	1-2	2-1	3-3
2008	1-2	0-4	1-6
Totals	114-89	92-112	206-201

Exec. VP/General Manager: Theo Epstein

Field Manager: Terry Francona, 6th season

Director, Media Relations: Pam Ganley

Coordinator, Baseball Information: Henry Mahegan

Traveling Secretary: Jack McCormick

Credentials/Parking contact: Abby DeCiccio (adeciccio@redsox.com)

2009 Schedule (times CDT)

Date	Site	Time	Date	Site	Time
July 9	BOS	6:10 p.m.	Sept. 21	KC	7:10 p.m.
July 10	BOS	6:10 p.m.	Sept. 22	KC	7:10 p.m.
July 11	BOS	6:10 p.m.	Sept. 23	KC	7:10 p.m.
July 12	BOS	12:35 p.m.	Sept. 24	KC	7:10 p.m.

Series Information

Last Royals 2-game sweep: at KC..... May 13-14, 1997 at BOS..... May 5-6, 1997	Series Swept By Red Sox: 2-Game.....4 3-Game.....15 4-Game.....2
Last Royals 3-game sweep: at KC..... Aug. 8-10, 2006 at BOS..... April 26-28, 1996	Longest Winning Streaks: by KC..... 12..... Aug. 23, 1970-Aug. 25, 1971 by BOS..... 7 (2x)..... Aug. 17, 1969-June 7, 1970 May 8-Aug. 11, 1998
Last Royals 4-game sweep: at KC..... none at BOS..... none	Most Runs, Game: by KC..... 13 (9x)..... Latest: 13-11, June 1, 2000 at BOS by BOS..... 22..... 22-11, April 12, 1994 at KC
Last Red Sox 2-game sweep: at KC..... none at BOS..... May 8-9, 1978	Widest Margin Victory: by KC..... 11..... 13-2, Aug. 2, 1986 at BOS by BOS..... 14 runs..... 18-4, April 13, 1983 at BOS
Last Red Sox 3-game sweep: at KC..... April 19-21, 2002 at BOS..... July 17-19, 2006	Longest Game, Innings: 15..... Aug. 26, 1976 at BOS, 7-6 Royals win
Last Red Sox 4-game sweep: at KC..... none at BOS..... May 19-22, 2008	Royals Record at Stadiums: Municipal (1969-72)..... 14-10 Fenway (1969-present)..... 92-112 Kauffman (1973-present)..... 100-79
Series Swept By Royals: 2-Game.....4 3-Game.....13	

2008 Results (Boston won series 6-1)

Gm	Date	Site	W/L	Score	Winner	Loser	Record	Pos.	GB
44	5/19	BOS	L	0-7	Lester (C)	Hochevar (3-3)	21-23	4	-2.5
45	5/20	BOS	L	1-2	Masterson	Meche (3-6)	21-24	4	-3.5
46	5/21	BOS	L	3-6	Colon	Tomko (2-5)	21-25	4	-4.5
47	5/22	BOS	L	8-11	Matsuzaka	Bannister (4-6)	21-26	4	-5.5
113	8/4	KC	W	4-3	Meche (10-9)	Buchholz	53-60	4	-9.5
114	8/5	KC	L	2-8	Beckett	Bannister (7-10)	53-61	4	-10.5
115	8/6	KC	L	2-8	Wakefield	Hochevar (6-10)	53-62	4	-11.5

2008 Notes: The Royals managed just 1 win in 7 tries against the A.L. Wild Card winners...the season series began in Boston, where the Red Sox started Kansas City's season-long 12-game losing skid...Boston's Jon Lester no-hit the Royals on May 19 at Fenway Park...Lester joined Nolan Ryan as the only pitchers to ever no-hit the Royals...Gil Meche gave the Royals a strong performance in the second game, but Boston held on, 2-1...the Red Sox completed their first 4-game sweep of the Royals at Fenway since 1988 on May 22...the Royals bounced back to win the first game at Kauffman behind Meche's 9 strikeouts...Meche held Red Sox batters to a .191 mark over his 2 starts...Boston responded with consecutive 8-2 triumphs...Alex Gordon hit safely in the final 6 contests to finish with a .476 average (10-for-21)...the Royals hold a 206-201 edge in the all-time series...Boston leads 112-92 at Fenway Park.



CHICAGO WHITE SOX

A.L. Central

2008 Record: 89-74 (1st in Central)

U.S. Cellular Field (Capacity: 40,615)

333 West 35th Street • Chicago, IL 60616

(312) 674-1000 • (312) 674-5116 - PR FAX

Website: www.whitesox.com

Hotel in KC: InterContinental



Manager
Ozzie Guillen

Senior VP & General Manager: Ken Williams

Field Manager: Ozzie Guillen, 6th season

Director of Media Relations: Bob Beghtol

Manager of Media Relations: Patrick O'Connell

Director of Team Travel: Ed Cassin

Credentials contact: Ray Garcia (rgarcia@chisox.com)

All-Time Results

Year	Home	Road	Total
1969	6-3	4-5	10-8
1970	5-2	6-5	11-7
1971	5-4	4-5	9-9
1972	6-2	3-6	9-8
1973	4-5	8-1	12-6
1974	4-5	3-6	7-11
1975	5-4	4-5	9-9
1976	6-3	4-5	10-8
1977	5-2	2-6	7-8
1978	4-4	3-4	7-8
1979	4-2	4-3	8-5
1980	5-2	3-3	8-5
1981	---	0-2	0-2
1982	6-1	4-2	10-3
1983	2-4	2-5	4-9
1984	5-2	3-3	8-5
1985	6-0	2-5	8-5
1986	4-3	2-4	6-7
1987	3-3	4-3	7-6
1988	4-3	2-4	6-7
1989	4-2	3-4	7-6
1990	4-3	0-6	4-9
1991	3-3	3-4	6-7
1992	3-4	3-3	6-7
1993	2-4	5-2	7-6
1994	4-0	3-3	7-3
1995	2-4	3-4	5-8
1996	2-5	4-2	6-7
1997	0-6	1-5	1-11
1998	1-5	3-3	4-8
1999	2-4	4-2	6-6
2000	4-2	3-3	7-5
2001	3-7	2-7	5-14
2002	5-4	3-7	8-11
2003	4-6	4-5	8-11
2004	4-5	2-8	6-13
2005	4-5	1-8	5-13
2006	5-4	3-7	8-11
2007	3-6	3-6	6-12
2008	4-5	2-7	6-12
Totals	152-138	122-178	274-316

2009 Schedule (times CDT)

Date	Site	Time	Date	Site	Time	Date	Site	Time
April 6	CWS	1:05 p.m.	May 30	KC	6:10 p.m.	Aug. 17	CWS	7:11 p.m.
April 8	CWS	7:11 p.m.	May 31	KC	1:10 p.m.	Aug. 18	CWS	7:11 p.m.
April 9	CWS	1:05 p.m.	July 2	KC	7:10 p.m.	Aug. 19	CWS	1:05 p.m.
May 4	KC	7:10 p.m.	July 3	KC	7:10 p.m.	Sept. 18	CWS	7:11 p.m.
May 5	KC	7:10 p.m.	July 4	KC	12:10 p.m.	Sept. 19	CWS	6:05 p.m.
May 29	KC	7:10 p.m.	July 5	KC	1:10 p.m.	Sept. 20	CWS	1:05 p.m.

Series Information

Last Royals 2-game sweep:

at KC.....July 17-18, 2002
at CWS.....Sept. 26-27, 1972

Last Royals 3-game sweep:

at KC.....March 31-April 3, 2003
at CWS.....April 9-11, 1999

Last Royals 4-game sweep:

at Kansas City.....July 25-28, 1994
at CWS.....none

Last White Sox 2-game sweep:

at KC.....April 23-24, 2007
at CWS.....Aug. 31 & Sept. 1, 1983

Last White Sox 3-game sweep:

at KC.....April 22-24, 2005
at CWS.....Aug. 12-14, 2008

Last White Sox 4-game sweep:

at KC.....July 10-13, 1997
at CWS.....May 30-June 2, 1985

Series Swept By Royals:

2-game.....4
3-game.....16
4-game.....1

Series Swept By White Sox:

2-game.....8
3-game.....21
4-game.....2

Longest Winning Streaks:

by KC.....6 (2x).....Sept. 13, 1972-April 15, 1973
.....May 31, 1982-Aug. 21, 1982
by CWS.....11.....Oct. 3, 2004-July 25, 2005

Most Runs, Game:

by KC.....14 (2x).....14-5, May 15, 1979 at CWS
.....14-3, Aug. 3, 2008 at KC
by CWS.....19.....19-3, Sept. 27, 2003 at KC

Widest Margin Victory:

by KC.....12.....12-0, Aug. 30, 1978 at KC
by CWS.....16.....Sept. 27, 2003 at KC

Longest Game, Innings:

17.....May 25, 1986 at KC; 2-1 Royals win

Royals Record at Stadiums:

Municipal (1969-72).....22-11
Comiskey Park (1969-90).....70-92
Kauffman (1973-present).....136-127
U.S. Cellular (1991-present).....52-86

2008 Results (Chicago won series 12-6)

Gm	Date	Site	W/L	Score	Winner	Loser	Record	Pos.	GB
58	6/3	CWS	L	5-9	Floyd	Greinke (5-3)	23-35	5	-8.5
59	6/4	CWS	L	4-6 (15)	Dotel	Gobble (0-1)	23-36	5	-9.5
60	6/5	CWS	L	2-6	Contreras	Meche (3-8)	23-37	5	-10.5
91	7/8	KC	L	7-8 (13)	Masset	Tejada (0-1)	40-51	4	-13.0
92	7/9	KC	L	6-7	Russell	Tejada (0-2)	40-52	4	-14.0
93	7/10	KC	W	4-1	Mahay (5-0)	Buehrle	41-52	4	-13.0
97	7/18	CWS	L	5-9	Buehrle	Greinke (7-6)	43-54	4	-13.0
98	7/19	CWS	W	9-1	Meche (7-9)	Floyd	44-54	4	-12.0
99	7/20	CWS	W	8-7	R. Ramirez (1-1)	Thornton	45-54	4	-11.0
110	8/1	KC	L	2-4	Vazquez	Hochevar (6-9)	50-60	4	-12.0
111	8/2	KC	W	9-7	Davies (5-2)	Buehrle	51-60	4	-11.0
112	8/3	KC	W	14-3	Greinke (9-7)	Richard	52-60	4	-10.5
119	8/12	CWS	L	0-9	Vazquez	Bannister (7-11)	54-65	5	-12.5
120	8/13	CWS	L	0-4	Buehrle	Hochevar (6-11)	54-66	5	-13.5
121	8/14	CWS	L	2-9	Broadway	Davies (5-4)	54-67	5	-14.5
154	9/19	KC	L	4-9	Buehrle	Bannister (8-16)	69-85	5	-16.5
155	9/20	KC	W	5-2	Davies (8-7)	Floyd	70-85	5	-15.5
156	9/21	KC	L	0-3	Danks	Duckworth (3-2)	70-86	5	-16.5

2008 Notes: Chicago took the season series for the 8th year in a row...they repeated the 2007 series record by winning 12 of 18 from the Royals...KC dropped the first 5 games against the South Siders before rebounding to take 5 of the next 7, including a 14-3 win on August 3 at Kansas City which featured a benches-clearing brawl...Chicago then swept KC at the "Cell" by outscoring the Royals 22-2...the squads played the final games at the "Old K" in September, with the White Sox winning 2 of 3...Mike Aviles batted .359 and collected a pair of 4-hit games against Chicago...Mark Teahen hit 5 home runs, including 1 in each game of the June series and an inside-the-park home run on July 10...Chicago is 68-43 in Kansas City since 1995, while the Royals are 52-86 in 18 seasons at the "new Comiskey"...the Royals trail the all-time series, 274-316.



CLEVELAND INDIANS

A.L. Central

2008 Record: 81-81 (3rd in Central)

Progressive Field (Capacity: 45,199)

2401 Ontario Street • Cleveland, OH 44115

(216) 420-4200 • (216) 420-4396 - PR FAX

Website: www.indians.com

Hotel in KC: InterContinental

Executive VP & General Manager: Mark Shapiro

Field Manager: Eric Wedge, 7th season

Director, Media Relations: Bart Swain

Manager, Media Relations: Jeff Sibel

Director, Team Travel: Mike Seghi

Credentials contact: Susie Giuliano (sgjuliano@indians.com)



Manager
Eric Wedge

All-Time Results

Year	Home	Road	Total
1969	3-3	2-4	5-7
1970	1-5	3-3	4-8
1971	5-1	5-1	10-2
1972	3-3	3-3	6-6
1973	5-1	5-1	10-2
1974	1-5	3-3	4-8
1975	3-3	3-3	6-6
1976	4-2	2-4	6-6
1977	3-2	4-1	7-3
1978	5-1	1-4	6-5
1979	4-2	2-4	6-6
1980	3-3	4-2	7-5
1981	0-3	4-1	4-4
1982	6-0	4-2	10-2
1983	3-3	2-4	5-7
1984	2-4	4-2	6-6
1985	5-1	5-1	10-2
1986	4-2	0-6	4-8
1987	4-2	2-4	6-6
1988	3-3	3-3	6-6
1989	3-3	1-5	4-8
1990	3-3	3-3	6-6
1991	4-2	4-2	8-4
1992	5-1	2-4	7-5
1993	3-3	2-4	5-7
1994	1-1	3-0	4-1
1995	1-5	0-6	1-11
1996	4-2	2-5	6-7
1997	3-2	0-6	3-8
1998	1-5	3-3	4-8
1999	3-3	2-4	5-7
2000	4-2	3-3	7-5
2001	3-6	5-5	8-11
2002	7-3	3-6	10-9
2003	5-4	8-2	13-6
2004	5-5	3-6	8-11
2005	2-7	4-6	6-13
2006	6-3	2-7	8-10
2007	4-5	3-6	7-11
2008	3-6	5-4	8-10
Totals	137-120	119-143	256-263

2009 Schedule (times CDT)

Date	Site	Time	Date	Site	Time	Date	Site	Time
April 13	KC	7:10 p.m.	May 19	KC	7:10 p.m.	Aug. 24	KC	7:10 p.m.
April 14	KC	7:10 p.m.	May 20	KC	7:10 p.m.	Aug. 25	KC	7:10 p.m.
April 15	KC	1:10 p.m.	May 21	KC	1:10 p.m.	Aug. 26	KC	1:10 p.m.
April 21	CLE	6:05 p.m.	June 9	CLE	6:05 p.m.	Sept. 11	CLE	6:05 p.m.
April 22	CLE	6:05 p.m.	June 10	CLE	6:05 p.m.	Sept. 12	CLE	6:05 p.m.
April 23	CLE	11:05 a.m.	June 11	CLE	6:05 p.m.	Sept. 13	CLE	12:05 p.m.

Series Information

Last Royals 2-game sweep:

at KC April 4-5, 2003

at CLE May 3-4, 2008

Last Royals 3-game sweep:

at KC May 8-10, 2006

at CLE June 24-26, 2003

Last Royals 4-game sweep:

at KC none

at CLE June 15-17, 1973

Last Indians 2-game sweep:

at KC June 7 & 9, 1974

at CLE April 12-13, 2002

Last Indians 3-game sweep:

at KC April 23-24, 2008

at CLE Aug. 19-21, 2008

Last Indians 4-game sweep:

at KC none

at CLE Aug. 11-13, 2006

Series Sweep By Royals:

2-game 12

3-game 10

4-game 1

Series Sweep By Indians:

2-game 7

3-game 22

4-game 2

Longest Winning Streak:

by KC 9 June 1, 1973-Aug. 15, 1973

by CLE 10 July 21-Sept. 24, 2005

Most Runs, Game:

by KC 15 (2x) [5-7, April 27, 1979 at KC

by CLE 15-5, April 20, 2004 at CLE

by CLE 17 (3x) Latest: 17-7, Oct. 1, 1995 at CLE

Widest Margin Victory:

by KC 11 13-2, Aug. 27, 1974 at KC

by CLE 16 16-0, May 11, 2000 at CLE

Longest Game, Innings:

17 May 2, 1970 at KC, 4-3 Royals win

Royals Record at Stadiums:

Municipal (1969-72) 12-12

Cleveland Stadium (1969-93) 73-74

Kauffman (1973-present) 125-108

Progressive Field (1994-present) 46-60

2008 Results (Cleveland won series 10-8)

Gm	Date	Site	W/L	Score	Winner	Loser	Record	Pos.	GB
20	4/22	KC	L	1-15	Sabathia	Meche (1-3)	9-11	3	-2.5
Rained out - Rescheduled for Thursday, April 24 as part of a two-night doubleheader									
21	4/24 (1)	KC	L	6-9	Carmona	Tomko (1-3)	9-12	-	-
22	4/24 (2)	KC	L	0-2	Lee (C)	Bannister (3-2)	9-13	5	-3.5
Rained out - Rescheduled for Saturday, Sept. 13 as part of a day-night doubleheader									
29	5/3	CLE	W	4-2	Hochevar (2-1)	Sabathia	13-16	T4	-2.0
30	5/4	CLE	W	2-0	Meche (2-4)	Lafey	14-16	3	-2.0
35	5/30	KC	L	4-5	Lee	Tomko (2-7)	21-34	5	-9.5
36	5/31	KC	W	4-2	Davies (1-0)	Sabathia	22-34	5	-8.5
37	6/1	KC	W	6-1	Bannister (5-6)	Byrd	23-34	5	-7.5
125	8/19	CLE	L	4-9	Reyes	Hochevar (6-12)	55-70	5	-17.0
126	8/20	CLE	L	5-8	Rincon	Soria (1-3)	55-71	5	-18.0
127	8/21	CLE	L	3-10	Lee	Greinke (9-9)	55-72	5	-18.5
140	9/5	KC	L	3-9	Mujica	Duckworth (2-1)	60-80	5	-19.0
141	9/6	KC	W	3-1	Meche (11-10)	Jackson	61-80	5	-19.0
142	9/7	KC	L	1-3	Lee	Greinke (10-10)	61-81	5	-19.0
146	9/12	CLE	L	5-12	Lee	Meche (11-11)	62-84	5	-19.0
147	9/13 (1)	CLE	W	8-3	Greinke (11-10)	Carmona	63-84	-	-
148	9/13 (2)	CLE	W	8-4	Tejeda (2-2)	Bullington	64-84	5	-18.0
149	9/14	CLE	W	13-3	Bannister (8-15)	Mujica	65-84	5	-18.5

2008 Notes: The Royals dropped the season series for the 5th straight year, losing 10 of 18...the winning record allowed the Indians to extend their lead in the all-time series to 263-256...Cleveland swept the first series in KC before the Royals won 4 of the next 5...Cleveland won 6 of the next 7, including an August sweep at Progressive Field, before the KC finished with 3 straight wins...the Royals batted .293 against Cleveland...David DeJesus batted .352 with 25 hits...Jose Guillen had 22 hits, 3 home runs, and 12 RBI during the season series...Brian Bannister won 2 of his 3 starts against Cleveland by holding the Indians to a .203 average...the Royals are 137-120 all-time at home, 119-143 in Cleveland and 46-69 since Progressive Field opened in 1994.



DETROIT TIGERS

A.L. Central
2008 Record: 74-88 (5th in Central)
Comerica Park (Capacity: 41,782)
 2100 Woodward Avenue • Detroit, MI 48201
 (313) 471-2000 • (313) 471-2138 - PR FAX
 Website: www.tigers.com
 Hotel in KC: InterContinental



Manager
 Jim Leyland

President, CEO & GM: David Dombrowski
Field Manager: Jim Leyland, 4th season
Director, Baseball Media Relations: Brian Britten
Manager, Baseball Media Relations: Rick Thompson
Traveling Secretary: Bill Brown
Credentials contact: Rick Thompson (rick.thompson@detroittigers.com)

All-Time Results

Year	Home	Road	Total
1969	2-4	2-4	4-8
1970	2-4	4-2	6-6
1971	3-3	1-5	4-8
1972	3-3	2-4	5-7
1973	4-2	4-2	8-4
1974	2-4	3-3	5-7
1975	3-3	3-3	6-6
1976	4-2	4-2	8-4
1977	3-2	5-1	8-3
1978	4-1	2-3	6-4
1979	5-1	2-4	7-5
1980	5-1	5-1	10-2
1981	0-2	2-1	2-3
1982	4-2	2-4	6-6
1983	3-3	2-4	5-7
1984	0-6	5-1	5-7
1985	3-3	4-2	7-5
1986	4-2	3-3	7-5
1987	3-3	4-2	7-5
1988	4-2	0-6	4-8
1989	6-0	0-6	6-6
1990	4-2	3-3	7-5
1991	2-4	2-4	4-8
1992	3-3	2-4	5-7
1993	3-3	4-2	7-5
1994	4-2	4-2	8-4
1995	3-0	1-3	4-3
1996	2-4	4-2	6-6
1997	2-4	3-2	5-6
1998	2-4	4-2	6-6
1999	3-2	1-5	4-7
2000	3-3	4-2	7-5
2001	8-2	3-6	11-8
2002	7-2	3-7	10-9
2003	7-3	7-2	14-5
2004	6-3	5-5	11-8
2005	5-4	4-6	9-10
2006	0-9	4-5	4-14
2007	3-6	4-5	7-11
2008	4-5	7-2	11-7
Totals	138-118	128-132	266-250

2009 Schedule (times CDT)

Date	Site	Time	Date	Site	Time	Date	Site	Time
April 24	KC	7:10 p.m.	July 6	DET	6:05 p.m.	Sept. 8	KC	7:10 p.m.
April 25	KC	6:10 p.m.	July 7	DET	6:05 p.m.	Sept. 9	KC	7:10 p.m.
April 26	KC	1:10 p.m.	July 8	DET	6:05 p.m.	Sept. 10	KC	1:10 p.m.
May 25	KC	1:10 p.m.	Aug. 14	DET	6:05 p.m.	Sept. 15	DET	6:05 p.m.
May 26	KC	7:10 p.m.	Aug. 15	DET	6:05 p.m.	Sept. 16	DET	6:05 p.m.
May 27	KC	1:10 p.m.	Aug. 16	DET	12:05 p.m.	Sept. 17	DET	12:05 p.m.

Series Information

Last Royals 2-game sweep: at KC April 14-13, 1987 at DET April 9-10, 2003	Series Swept By Tigers: 2-game 9 3-game 17 4-game 1
Last Royals 3-game sweep: at KC May 13-15, 2008 at DET Sept. 22-24, 2008	Longest Winning Streak: by KC 8 Sept. 26, 2002-July 4, 2003 by DET 11 April 3-July 15, 2006
Last Royals 4-game sweep: at KC Sept. 19-21, 1984 at DET Aug. 3-5, 1984	Most Runs, Game: by KC 26 26-5; Sept. 9, 2004 at DET (G1) by DET 19 19-4; July 21, 2008 at KC
Last Tigers 2-game sweep: at KC April 3 & 5, 2006 at DET May 1-2, 2006	Widest Margin Victory: by KC 21 26-5; Sept. 9, 2004 at DET (G1) by DET 17 17-0; July 19, 1991 at KC
Last Tigers 3-game sweep: at KC July 21-23, 2008 at DET July 23-25, 2002	Longest Game, Innings: 16 July 29, 1995 at KC, 5-4 Royals win
Last Tigers 4-game sweep: at KC May 22-25, 2006 at DET none	Royals Record at Stadiums: Municipal (1969-72) 10-14 Tiger Stadium (1969-99) 87-92 Kauffman (1973-present) 128-104 Comerica Park (2000-present) 41-40
Series Swept By Royals: 2-game 9 3-game 14 4-game 3	

2008 Results (Kansas City won series 11-7)

Gm	Date	Site	W/L	Score	Winner	Losers	Record	Pos.	GB
1	3/31	DET	W	5-4 (11)	Nunez (1-0)	Bautista	1-0	T1	-
2	4/2	DET	W	4-0	Bannister (1-0)	Rogers	2-0	T1	-
3	4/3	DET	W	4-1	Greinke (1-0)	Bonderman	3-0	1	+1.0
38	5/13	KC	W	3-2	Nunez (3-0)	Cruceca	17-21	4	-3.0
39	5/14	KC	W	2-0	Hochevar (3-2)	Verlander	18-21	4	-2.5
40	5/15	KC	W	8-4	Meche (3-5)	Rogers	19-21	4	-2.5
100	7/21	KC	L	4-19	Miner	Hochevar (6-8)	45-55	T4	-11.0
101	7/22	KC	L	1-7	Rogers	Davies (3-2)	45-56	T4	-12.0
102	7/23	KC	L	1-7	Galaragga	Greinke (7-7)	45-57	T4	-13.0
128	8/22	KC	L	3-4	Verlander	Bannister (7-13)	55-73	5	-19.0
129	8/23	KC	L	0-4	Miner	Davies (5-5)	55-74	5	-19.0
130	8/24	KC	W	7-3	Duckworth (1-0)	Rogers	56-74	5	-18.5
134	8/29	DET	L	3-6	Miner	Davies (5-6)	56-78	5	-20.0
135	8/30	DET	W	13-3	Duckworth (2-0)	Rogers	57-78	5	-19.0
136	8/31	DET	L	2-4	Glover	Wells (0-1)	57-79	5	-20.0
157	9/22	DET	W	6-2	Meche (13-11)	Miner	71-86	5	-16.0
158	9/23	DET	W	5-0	Greinke (13-10)	Garcia	72-86	T4	-15.0
159	9/24	DET	W	10-4	Bannister (9-16)	Robertson	73-86	4	-14.0

2008 Notes: The Royals won a season series against the Tigers for the first time since 2004...KC opened 2008 with 3 straight wins in Detroit... the streak carried over to Kansas City as the Royals swept the Bengals again in May...Detroit turned the tables by winning the next 5 contests, all in Kansas City...the Royals bounced back by winning 5 of the final 7 games, including a third sweep in September that moved the Royals into 4th place...Mike Aviles batted .385 with 7 multi-hit efforts in 12 contests against Detroit...Brian Bannister held the Tigers to a 1.71 ERA and a .192 batting average over 3 starts...Brandon Duckworth, Zack Greinke, Gil Meche, and Leo Nunez joined Bannister with 2 wins each against Detroit... the Royals hold the 138-118 edge at home as well as own the all-time series, 266-250.



LA ANGELS OF ANAHEIM



A.L. West

2008 Record: 100-62 (1st in West)

Angel Stadium of Anaheim (Capacity: 45,281)

2000 Gene Autry Way • Anaheim, CA 92806

(714) 940-2000 • (714) 940-2205 - PR FAX

Website: www.angelsbaseball.com

Hotel in KC: TBA



Manager
Mike Scioscia

ROYALS

REVIEW

HISTORY

RECORDS

OPPONENTS

SCOUTING/PLAYER DEV.

MEDIA & MISC.

All-Time Results

Year	Home	Road	Total
1969	5-4	4-5	9-9
1970	4-5	4-5	8-10
1971	3-6	7-2	10-8
1972	2-4	4-5	6-9
1973	4-5	4-5	8-10
1974	4-5	6-3	10-8
1975	6-3	8-1	14-4
1976	5-4	5-4	10-8
1977	3-5	6-1	9-6
1978	4-3	2-6	6-9
1979	2-5	4-2	6-7
1980	4-2	4-3	8-5
1981	3-0	3-0	6-0
1982	5-1	1-6	6-7
1983	3-4	4-2	7-6
1984	3-3	4-3	7-6
1985	5-2	4-2	9-4
1986	3-3	2-5	5-8
1987	3-4	5-1	8-5
1988	2-4	6-1	8-5
1989	6-1	3-3	9-4
1990	2-4	4-3	6-7
1991	3-4	1-5	4-9
1992	3-3	2-5	5-8
1993	4-3	3-3	7-6
1994	2-1	2-5	4-6
1995	2-4	5-1	7-5
1996	2-3	6-1	8-4
1997	2-3	3-3	5-6
1998	2-4	3-2	5-6
1999	2-4	3-3	5-7
2000	4-2	2-4	6-6
2001	3-0	1-5	4-5
2002	3-3	0-3	3-6
2003	0-2	3-4	3-6
2004	0-4	0-3	0-7
2005	0-3	2-4	2-7
2006	2-4	1-3	3-7
2007	2-2	3-0	5-2
2008	1-2	1-1	2-3
Totals	118-128	135-123	253-251

2009 Schedule (times CDT)

Date	Site	Time	Date	Site	Time
May 8	LAA	9:05 p.m.	Sept. 4	KC	7:10 p.m.
May 9	LAA	8:05 p.m.	Sept. 5	KC	6:10 p.m.
May 10	LAA	2:35 p.m.	Sept. 6	KC	1:10 p.m.
July 20	KC	7:10 p.m.	Sept. 7	KC	1:10 p.m.
July 21	KC	7:10 p.m.			
July 22	KC	7:10 p.m.			

Series Information

Last Royals 2-game sweep:	at KC..... Sept. 13-14, 1996
	at LAA..... May 25-27, 1998
Last Royals 3-game sweep:	at KC..... Aug. 28-30, 2001
	at LAA..... June 25-27, 2007
Last Royals 4-game sweep:	at KC..... none
	at LAA..... May 6-9, 1996
Last Angels 2-game sweep:	at KC..... Sept. 19-20, 2006
	at LAA..... Sept. 10-11, 1974
Last Angels 3-game sweep:	at KC..... July 1-3, 2005
	at LAA..... May 27-29, 2005
Last Angels 4-game sweep:	at KC..... Aug. 6-9, 2004
	at LAA..... none
Series Swept By Royals:	2-game..... 7
	3-game..... 14
	4-game..... 3

Series Swept By Angels:

2-game.....	13
3-game.....	16
4-game.....	1
Longest Win Streak:	
by KC.....	12..... May 1-Sept. 12, 1975
by LAA.....	9..... Oct. 4, 1991-Aug. 4, 1992
Most Runs, Game:	
by KC.....	18..... 18-3, Aug. 10, 1996 at LAA
by LAA.....	21..... 21-6, Aug. 25, 2004 at LAA
Widest Margin Victory:	
by KC.....	15..... 18-3, Aug. 10, 1996 at LAA
by LAA.....	15 (2x)..... 18-3, Sept. 18, 1986 at LAA
	21-6, Aug. 25, 2004 at LAA
Longest Game, Innings:	15..... July 28, 1976 @ LAA, 3-2 Royals win
Royals Record at Stadiums:	
Municipal (1969-72).....	14-19
Angel Stadium (1969-present).....	135-123
Kauffman (1973-present).....	104-109

2008 Results (Los Angeles won series 3-2)

Gm	Date	Site	W/L	Score	Winner	Loser	Record	Pos.	GB
15	4/16	LAA	W	3-2	Mechie (1-2)	Weaver	9-6	2	-0.5
16	4/17	LAA	L	3-5	Garland	Tomko (1-2)	9-7	2	-0.5
31	5/5	KC	L	0-4	Santana (C)	R. Ramirez (0-1)	14-17	T3	-2.5
32	5/6	KC	L	3-5	Oliver	Bannister (3-4)	14-18	4	-2.5
33	5/7	KC	W	9-4	Greinke (4-1)	Weaver	15-18	4	-2.5

2008 Notes: The Royals and Angels completed the season series by the first week of May...KC could not repeat their season series win of 2007, which was their first since 1996...the teams split a pair of games in April at Anaheim...the Angels took 2 of 3 in Kansas City in May...Alex Gordon hit .389 (7-for-18) with a home run and 4 RBI versus the Angels...Joey Gathright had 5 hits in 12 at-bats to bring his career average against the Angels to .359 (28-for-78)...despite finishing 0-1, Brett Tomko had 2 strong starts against the Angels as he held them to a .160 batting average (8-for-50) over 14.0 IP...the Royals retain the all-time lead over the Angels, 253-251...the home advantage is flip-flopped as the Royals own a 135-123 edge in Anaheim while the Angels possess a 128-118 edge in KC.



MINNESOTA TWINS

A.L. Central

2008 Record: 88-75 (2nd in Central)

Hubert H. Humphrey Metrodome (Capacity: 46,632)

34 Kirby Puckett Place • Minneapolis, MN 55415

(612) 375-1366 • (612) 375-7473 - PR FAX

Website: www.twinsbaseball.com

Hotel in KC: InterContinental



Manager
Ron Gardenhire

Senior VP & General Manager: Bill Smith

Field Manager: Ron Gardenhire, 8th season

Director, Baseball Communications: Mike Herman

Manager, Baseball Communications: Dustin Morse

Director, Team Travel: Remzi Kiratli

Credentials contact: Molly Gallatin (mollygallatin@twinsbaseball.com)

All-Time Results

Year	Home	Road	Total
1969	5-4	3-6	8-10
1970	4-5	1-8	5-13
1971	5-4	4-5	9-9
1972	5-4	4-5	9-9
1973	4-5	5-4	9-9
1974	5-4	3-6	8-10
1975	8-1	3-6	11-7
1976	5-4	5-4	10-8
1977	6-2	4-3	10-5
1978	3-4	4-4	7-8
1979	3-4	4-2	7-6
1980	3-3	2-5	5-8
1981	4-3	5-1	9-4
1982	4-2	3-4	7-6
1983	5-2	1-5	6-7
1984	2-4	4-3	6-7
1985	5-2	2-4	7-6
1986	4-2	2-5	6-7
1987	6-1	2-4	8-5
1988	3-3	4-3	7-6
1989	4-3	3-3	7-6
1990	5-1	3-4	8-5
1991	2-5	4-2	6-7
1992	3-3	3-4	6-7
1993	3-4	4-2	7-6
1994	4-2	2-2	6-4
1995	2-5	4-2	6-7
1996	3-3	3-4	6-7
1997	3-3	4-2	7-5
1998	2-4	5-1	7-5
1999	1-5	4-3	5-8
2000	5-1	2-4	7-5
2001	3-6	3-7	6-13
2002	2-8	3-6	5-14
2003	6-3	5-5	11-8
2004	6-4	1-8	7-12
2005	3-7	3-6	6-13
2006	3-7	4-5	7-12
2007	5-4	4-5	9-9
2008	2-7	4-5	6-12
Totals	156-148	133-167	289-315

2009 Schedule (times CDT)

Date	Site	Time	Date	Site	Time	Date	Site	Time
May 1	MIN	7:10 p.m.	Aug. 11	MIN	7:10 p.m.	Sept. 25	KC	7:10 p.m.
May 2	MIN	6:10 p.m.	Aug. 12	MIN	7:10 p.m.	Sept. 26	KC	6:10 p.m.
May 3	MIN	1:10 p.m.	Aug. 13	MIN	12:10 p.m.	Sept. 27	KC	1:10 p.m.
June 29	KC	7:10 p.m.	Aug. 21	KC	7:10 p.m.	Oct. 2	MIN	7:10 p.m.
June 30	KC	7:10 p.m.	Aug. 22	KC	6:10 p.m.	Oct. 3	MIN	6:10 p.m.
July 1	KC	1:10 p.m.	Aug. 23	KC	1:10 p.m.	Oct. 4	MIN	1:10 p.m.

Series Information

Last Royals 2-game sweep:

at KC.....April 22 & 24, 2003
at MIN.....July 4-5, 1973

Last Royals 3-game sweep:

at KC.....July 29-31, 1994
at MIN.....Aug. 4-6, 1998

Last Royals 4-game sweep:

at KC.....Aug. 4-7, 1975
at MIN.....May 7-10, 1999

Last Twins 2-game sweep:

at KC.....April 1 & 3, 2002
at MIN.....April 20-21, 2005

Last Twins 3-game sweep:

at KC.....May 27-29, 2008
at MIN.....July 5-7, 2004

Last Twins 4-game sweep:

at KC.....Aug. 3-6, 2006
at MIN.....June 29-July 2, 1970

Series Swept By Kansas City:

2-game.....5
3-game.....14
4-game.....2

Series Swept By Twins:

2-game.....6
3-game.....21
4-game.....2

Longest Winning Streak:

by KC.....7.....Aug. 4, 1998-May 10, 1999
by MIN.....7 (3x).....Latest: April 20-June 28, 2005

Most Runs, Game:

by KC.....23.....23-6, April 6, 1974 at KC
by MIN.....18.....18-3, Sept. 10, 1976 at MIN

Widest Margin Victory:

by KC.....17.....23-6, April 6, 1974 at KC
by MIN.....15.....18-3, Sept. 10, 1976 at MIN

Longest Game, Innings:

17.....April 9, 1969 at KC, 4-3 Royals win

Royals Record at Stadiums:

Municipal (1969-72).....19-17
Metropolitan (1969-81).....47-59
Kauffman (1973-present).....137-131
Metrodome (1982-present).....86-108

2008 Results (Minnesota won series 12-6)

Gm	Date	Site	W/L	Score	Winner	Loser	Record	Pos.	GB
4	4/4	MIN	L	3-4	Baker	Bale (0-1)	3-1	1	+1.0
5	4/5	MIN	L	4-6	Hernandez	Meche (0-1)	3-2	T1	-
6	4/6	MIN	W	3-1	Tomko (1-0)	Bonser	4-2	T1	-
10	4/11	KC	L	0-5	Hernandez	Meche (0-2)	6-4	1	+0.5
11	4/12	KC	L	0-2	Bonser	Tomko (1-1)	6-5	T2	-0.5
12	4/13	KC	W	5-1	Bannister (C, 3-0)	Liriano	7-5	2	-0.5
52	5/27	KC	L	3-4 (12)	Crain	Nunez (3-1)	21-31	T4	-7.5
53	5/28	KC	L	8-9 (10)	Crain	Peralta (0-2)	21-32	5	-8.5
54	5/29	KC	L	1-5	Slowey (C)	Hochevar (3-5)	21-33	5	-9.5
116	8/8	KC	L	1-4	Slowey	Davies (5-3)	53-63	4	-12.0
117	8/9	KC	L	3-7	Liriano	Greinke (9-8)	53-64	4	-12.5
118	8/10	KC	W	5-4 (12)	Tejeda (1-2)	Breslow	54-64	4	-12.0
143	9/9	MIN	L	2-7	Blackburn	Bannister (7-15)	61-82	5	-18.5
144	9/10	MIN	L	1-7	Slowey	Davies (6-7)	61-83	5	-19.5
145	9/11	MIN	W	3-2 (10)	R. Ramirez (3-2)	Guerrier	62-83	5	-18.5
160	9/26	MIN	W	8-1	Davies (9-7)	Liriano	74-86	4	-13.0
161	9/27	MIN	W	4-2	Meche (14-11)	Guerrier	75-86	4	-12.0
162	9/28	MIN	L	0-6	Baker	Duckworth (3-3)	75-87	4	-13.0

2008 Notes: Kansas City dropped 12 of 18 to their northern neighbors in 2008...Minnesota won 11 of the first 14 games between the clubs in 2008 before the Royals rallied for 3 wins in the last 4 contests...the clubs split 6 September games at the Metrodome, which hurt Minnesota's playoff hopes...Billy Butler batted .328 with 19 hits against Minnesota...Jimmy Gobble held the Twins scoreless over 7 appearances (6.1 IP)...Gobble has limited Minnesota to 1 run in 13.1 IP over the last 2 seasons...in going 4-5 at the Metrodome for the third straight season, the Royals dropped to 86-108 since it opened in 1982...the Royals trail the all-time series, 289-315.



NEW YORK YANKEES

A.L. East

2008 Record: 89-73 (3rd in East)

Yankee Stadium (Capacity: 52,325)

One East 161st Street • Bronx, NY 10451

(718) 293-4300 • (718) 293-8414 - PR FAX

Website: www.yankees.com

Hotel in KC: TBA



Manager
Joe Girardi

Sr. VP & General Manager: Brian Cashman

Field Manager: Joe Girardi, 2nd season

Director, Media Relations & Publicity: Jason Zillo

Managers, Media Relations & Publicity: Michael Margolis & Jason Latimer

Traveling Secretary: Ben Tulicbitz

Credentials contact: Connie Schwab (credential@yankees.com)

All-Time Results

Year	Home	Road	Total
1969	2-4	3-3	5-7
1970	1-5	0-6	1-11
1971	3-3	2-4	5-7
1972	5-1	2-4	7-5
1973	4-2	2-4	6-6
1974	2-4	2-4	4-8
1975	4-2	3-3	7-5
1976	3-3	4-2	7-5
1977	4-1	1-4	5-5
1978	3-2	3-3	6-5
1979	2-4	3-3	5-7
1980	4-2	4-2	8-4
1981	1-5	1-5	2-10
1982	2-4	3-3	5-7
1983	3-3	3-3	6-6
1984	5-1	0-6	5-7
1985	4-2	1-5	5-7
1986	2-4	2-4	4-8
1987	5-1	0-6	5-7
1988	2-4	4-2	6-6
1989	3-3	3-3	6-6
1990	5-1	3-3	8-4
1991	3-3	4-2	7-5
1992	3-3	2-4	5-7
1993	4-2	2-4	6-6
1994	1-2	3-0	4-2
1995	2-4	1-3	3-7
1996	3-3	1-5	4-8
1997	1-4	2-4	3-8
1998	0-5	0-5	0-10
1999	3-3	2-1	5-4
2000	1-2	1-5	2-7
2001	0-3	0-3	0-6
2002	0-3	1-2	1-5
2003	2-1	0-3	2-4
2004	1-2	0-3	1-5
2005	3-0	0-3	3-3
2006	1-2	1-5	2-7
2007	1-6	0-3	1-9
2008	2-1	3-4	5-5
Totals	100-111	72-141	172-252

2009 Schedule (times CDT)

Date	Site	Time	Date	Site	Time
April 10	KC	3:10 p.m.	Sept. 28	NY	6:05 p.m.
April 11	KC	6:10 p.m.	Sept. 29	NY	6:05 p.m.
April 12	KC	1:10 p.m.	Sept. 30	NY	6:05 p.m.

Series Information

Last Royals 2-game sweep: at KC none at NY June 4 & 6, 1982	Series Swept By Yankees: 2-game 5 3-game 23 4-game 1 5-game 1
Last Royals 3-game sweep: at KC May 31-June 2, 2005 at NY June 3-5, 1994	Longest Winning Streak: by KC 5 (2x)..... May 14-July 24, 1978 by NY 12..... May 26-July 4, 1990 by NY 12..... Aug. 13, 1997-Aug. 18, 1998
Last Royals 4-game sweep: at KC none at NY none	Most Runs, Game: by KC 17..... 17-8, Sept. 13, 2004 at KC by NY 18..... 18-7, Sept. 5, 1982 at KC
Last Yankees 2-game sweep: at KC Aug. 17-18, 1998 at NY April 9 & 11, 1996	Widest Margin Victory: by KC 13..... 14-1, June 6, 1982 at NY by NY 14..... 15-1, July 26, 1996 at NY
Last Yankees 3-game sweep: at KC Sept. 7-9, 2007 at NY April 3-5, 2007	Longest Game, Innings: 16..... Aug. 27, 1972 at NY, 9-8 Yankees win
Last Yankees 4-game sweep: at KC none at NY Aug. 7-9, 1998	Royals Record at Stadiums: Municipal (1969-72) 11-13 Yankee Stadium (1969-73, 76-2008) 72-141 Kauffman (1973-present) 89-98 Slee Stadium (1974-75) 5-7
Series Swept By Royals: 2-game 1 3-game 10	

2008 Results (Kansas City and New York split series 5-5)

Gm	Date	Site	W/L	Score	Winner	Loser	Record	Pos.	GB
7	4/8	KC	W	5-2	Bannister (2-0)	Hughes	5-2	T1	-
8	4/9	KC	W	4-0	Greinke (2-0)	Farnsworth	6-2	1	+1.0
9	4/10	KC	L	1-6	Pettitte	Bale (0-2)	6-3	1	+0.5
61	6/6	NY	W	2-1	Davies (2-0)	Rasner	24-37	5	-10.5
62	6/7	NY	L	11-12	Rivera	Soria (0-1)	24-38	5	-11.5
63	6/8	NY	L	3-6	Giese	Greinke (5-4)	24-39	5	-12.5
64	6/9	NY	W	3-2	Yabuta (1-0)	Rivera	25-39	5	-12.5
122	8/15	NY	W	4-3	Nunez (4-1)	Rivera	55-67	5	-13.5
123	8/16	NY	L	2-3 (13)	Robertson	Fulchino (0-1)	55-68	5	-14.5
124	8/17	NY	L	6-15	Mussina	Bannister (7-12)	55-69	5	-15.5

2008 Notes: Kansas City and New York split the season series at 5-5...the Royals hosted the Yankees for the opening home series...KC won 2 of 3 to take an early lead in the division...the final 7 contests were played at Yankee Stadium...the teams split 4 games in June...KC won the first game of the August series to guarantee a split in the season series...New York won the last 2 games to deny the Royals of their first season series win since 1999...Jose Guillen had 4 home runs and 12 RBI against the Yankees, with all of the home runs and 10 of the RBI coming in the final 3 games of the June series in New York...Ross Gload drove in 6 runs...Gload holds a .403 lifetime average against New York...Zack Greinke posted a 1.83 ERA in 3 starts after entering 2008 with a 6.43 ERA against the Bronx Bombers...New York holds the all-time series lead at 252-172...Kansas City finishes with a 67-134 mark at old Yankee Stadium.

ROYALS

REVIEW

HISTORY

RECORDS

APPROPRIATES

SCOUTING/PLAYER DEV.

MEDIA & MISC.



OAKLAND ATHLETICS

A.L. West

2008 Record: 75-86 (3rd in West)

Oakland-Alameda County Coliseum (Capacity: 34,077)

7000 Coliseum Way • Oakland, CA 94621

(510) 638-4900 • (510) 562-1633 - PR FAX

Website: www.oaklandathletics.com

Hotel in KC: InterContinental



Manager
Bob Geren

All-Time Results

Year	Home	Road	Total
1969	3-6	5-4	8-10
1970	5-4	2-7	7-11
1971	3-6	2-7	5-13
1972	5-4	2-7	7-11
1973	5-4	3-6	8-10
1974	6-3	2-7	8-10
1975	6-3	1-8	7-11
1976	5-4	4-5	9-9
1977	6-1	3-5	9-6
1978	6-2	4-3	10-5
1979	5-1	4-3	9-4
1980	4-3	2-4	6-7
1981	1-2	2-1	3-3
1982	4-3	3-3	7-6
1983	4-2	3-4	7-6
1984	3-4	2-4	5-8
1985	4-2	4-3	8-5
1986	4-3	4-2	8-5
1987	1-5	4-3	5-8
1988	4-3	4-2	8-5
1989	4-2	3-4	7-6
1990	3-4	1-5	4-9
1991	3-3	3-4	6-7
1992	3-4	1-5	4-9
1993	4-2	2-5	6-7
1994	5-2	2-1	7-3
1995	1-5	4-3	5-8
1996	4-2	1-5	5-7
1997	1-5	2-3	3-8
1998	4-1	3-3	7-4
1999	5-1	1-5	6-6
2000	1-5	3-3	4-8
2001	2-4	1-2	3-6
2002	0-3	1-5	1-8
2003	1-5	1-2	2-7
2004	0-3	2-4	2-7
2005	0-3	2-1	2-4
2006	2-4	2-1	4-5
2007	1-2	5-2	6-4
2008	3-0	3-3	6-3
Totals	131-125	103-154	234-279

Vice President, General Manager: Billy Beane

Field Manager: Bob Geren, 3rd season

Director of Public Relations: Bob Rose

Baseball Information Manager: Mike Selleck

Traveling Secretary: Mickey Morabito

Credentials contact: Debbie Gallas (dgallas@oaklandathletics.com)

2009 Schedule (times CDT)

Date	Site	Time	Date	Site	Time
May 12	OAK	9:07 p.m.	Aug. 31	OAK	9:07 p.m.
May 13	OAK	9:07 p.m.	Sept. 1	OAK	9:07 p.m.
Aug. 7	KC	7:10 p.m.	Sept. 2	OAK	2:37 p.m.
Aug. 8	KC	6:10 p.m.			
Aug. 9	KC	1:10 p.m.			

Series Information

Last Royals 2-game sweep: at KC Sept. 14-15, 1998 at OAK Sept. 8-9, 1969	Series Swept By A's: 2-game 10 3-game 15 4-game 1
Last Royals 3-game sweep: at KC Sept. 2-4, 2008 at OAK July 28-30, 2008	Longest Winning Streak: by KC 9 July 2, 1978-June 18, 1979 by OAK 10 May 31, 2003-May 23, 2004
Last Royals 4-game sweep: at OAK Aug. 1-4, 1994 at OAK none	Most Runs, Game: by KC 16 (7x) Latest: 16-6, Sept. 14, 1998 at KC by OAK 21 21-3, June 18, 2000 at KC
Last A's 2-game sweep: at KC April 28 & 30, 2006 at OAK Sept. 2 & 4, 2002	Widest Margin Victory: by KC 16 16-0, June 25, 1984 at KC by OAK 18 runs 21-3, June 18, 2000 at KC
Last A's 3-game sweep: at KC Aug. 5-7, 2005 at OAK April 18-20, 2008	Longest Game, Innings: 15 Sept. 27, 1977 @ OAK, 4-2 A's win
Last A's 4-game sweep: at KC none at OAK Sept. 26-28, 1977	Royals Record at Stadiums: Municipal (1969-72) 16-20 Oak-Ala. Coliseum (1969-present) 103-154 Kauffman (1973-present) 115-105
Series Swept By Royals: 2-game 3 3-game 8 4-game 3	

2008 Results (Kansas City won series 6-3)

Gm	Date	Site	W/L	Score	Winner	Loser	Record	Pos.	GB
17	4/18	OAK	L	2-13	Gaudin	Bannister (3-1)	9-8	2	-1.5
18	4/19	OAK	L	5-6	Devine	Peralta (0-1)	9-9	2	-1.5
19	4/20	OAK	L	1-7	Eveland	Hochevar (0-1)	9-10	T2	-2.5
107	7/28	OAK	W	4-2	Greinke (8-7)	Braden	48-59	4	-12.5
108	7/29	OAK	W	5-2	Meche (9-9)	Smith	49-59	4	-11.5
109	7/30	OAK	W	4-3 (10)	R. Ramirez (2-1)	Street	50-59	4	-11.5
137	9/2	KC	W	5-2	Greinke (10-9)	Gonzalez	58-79	5	-18.5
	9/3	KC							
Rained out - Rescheduled for Thursday, Sept. 4 as part of a two-night doubleheader									
138	9/4 (1)	KC	W	5-4 (10)	Soria (2-3)	Devine	59-79	-	-
139	9/4 (2)	KC	W	9-6	Davies (6-6)	Meyer	60-79	5	-18.0

2008 Notes: The Royals took the season series against the Athletics for the second year in a row, finishing 6-3...the first 6 meetings between the Athletics and Royals were in Oakland, with Oakland sweeping the first series and KC sweeping the second...the series shifted to Kansas City in September, where the Royals swept Oakland again...it marked the first time since 1988 that the Royals swept the Athletics twice in the same season...Mike Aviles batted .520 against Oakland...the rookie collected at least 1 hit and 1 run in each of the 6 games he played against the Athletics...Billy Butler batted .324 against the Athletics and drove in 7 runs during the September series...Zack Greinke went 2-0 with a 2.79 ERA in 3 starts against Oakland...he fanned 25 batters over 19.1 IP, including a career-high 11 strikeouts on July 28...KC is just 234-279 against the A's all-time, their most losses against any team outside of the A.L. Central...the Royals extended their lead to 131-125 at home, including 115-105 at Kauffman Stadium.



SEATTLE MARINERS



A.L. West

2008 Record: 61-101 (4th in West)

Safeco Field (Capacity: 47,447)

1250 First Avenue South • Seattle, WA 98134

(206) 346-4000 • (206) 346-4400 - PR FAX

Website: www.mariners.com

Hotel in KC: InterContinental



Manager
Don Wakamatsu

Executive VP-Baseball Ops & GM: Jack Zduriencik

Field Manager: Don Wakamatsu, 1st season

Director, Baseball Information: Tim Hevly

Manager, Baseball Information: Jeff Evans

Director, Team Travel: Ron Spelley

Credentials contact: Kelly Munro (kmunro@mariners.com)

All-Time Results

Year	Home	Road	Total
1977	4-3	7-1	11-4
1978	7-1	5-2	12-3
1979	2-4	5-2	7-6
1980	5-2	2-4	7-6
1981	3-3	3-4	6-7
1982	4-3	3-3	7-6
1983	4-2	4-3	8-5
1984	6-1	3-3	9-4
1985	0-6	3-4	3-10
1986	4-3	1-5	5-8
1987	4-2	5-2	9-4
1988	5-1	2-4	7-5
1989	3-3	6-1	9-4
1990	5-2	2-4	7-6
1991	3-3	4-3	7-6
1992	6-1	1-5	7-6
1993	4-2	3-4	7-6
1994	3-4	3-0	6-4
1995	4-2	3-3	7-5
1996	4-2	3-3	7-5
1997	3-2	2-4	5-6
1998	2-2	2-4	4-6
1999	3-3	4-2	7-5
2000	3-3	1-5	4-8
2001	1-5	2-1	3-6
2002	0-3	3-3	3-6
2003	3-3	1-2	4-5
2004	1-1	1-4	2-5
2005	2-4	0-3	2-7
2006	2-2	1-3	3-5
2007	2-4	1-2	3-6
2008	6-1	1-1	7-2
Totals	108-83	87-94	195-177

2009 Schedule (times CDT)

Date	Site	Time	Date	Site	Time
May 6	KC	7:10 p.m.	Aug. 27	SEA	9:10 p.m.
May 7	KC	1:10 p.m.	Aug. 28	SEA	9:10 p.m.
Aug. 4	KC	7:10 p.m.	Aug. 29	SEA	9:10 p.m.
Aug. 5	KC	7:10 p.m.	Aug. 30	SEA	3:10 p.m.
Aug. 6	KC	7:10 p.m.			

Series Information

Last Royals 2-game sweep: at KC..... July 26-27, 1978 at SEA..... Sept. 18-19, 1978	Series Swept By Mariners: 2-game.....1 3-game.....9 4-game.....2
Last Royals 3-game sweep: at KC..... June 3-7, 1992 at SEA..... June 12-14, 1995	Longest Winning Streak: by KC..... 12..... May 23(G2)-Sept. 26, 1978 by SEA..... 10..... June 14-Sept. 24, 1985
Last Royals 4-game sweep: at KC..... Sept. 15-18, 2008 at SEA..... Aug. 17-20, 1989	Most Runs, Game: by KC..... 17..... 17-3, July 3, 2007 at KC by SEA..... 18..... 18-5, July 17, 1998 at SEA
Last Mariners 2-game sweep: at KC..... May 27-28, 2003 at SEA..... none	Widest Margin Victory: by KC..... 15..... 16-1, April 24, 1977 at SEA by SEA..... 13 runs (3s) Latest: 16-3, Aug. 17, 2004 at KC
Last Mariners 3-game sweep: at KC..... May 25-27, 2007 at SEA..... Aug. 15-17, 2005	Longest Game, Innings: 14 (2x)..... Sept. 30, 1980 @ KC, 7-5 Royals win May 18, 1995 @ KC, 3-2 Royals win
Last Mariners 4-game sweep: at KC..... May 25-28, 2001 at SEA..... none	Royals Record at Stadiums: Kauffman (1977-present)..... 108-83 Kingdome (1977-99)..... 74-69 Safeco Field (1999-present)..... 13-25
Series Swept By Kansas City: 2-game.....2 3-game.....7 4-game.....4	

2008 Results (Kansas City won series 7-2)

Gm	Date	Site	W/L	Score	Winner	Loser	Record	Pos.	GB
13	4/14	SEA	W	5-1	Greinke (C, 3-0)	Washburn	8-5	1	+0.5
14	4/15	SEA	L	6-11	Batista	Bale (0-3)	8-6	2	-0.5
94	7/11	KC	W	3-1	Hochevar (6-7)	Hernandez	42-52	4	-12.0
95	7/12	KC	W	5-4	H. Ramirez (1-0)	Morrow	43-52	4	-12.0
96	7/13	KC	L	3-4	Green	Soria (1-2)	43-53	4	-12.0
150	9/15	KC	W	3-0	Davies (7-7)	Silva	66-84	5	-17.5
151	9/16	KC	W	6-3	Duckworth (3-1)	Morrow	67-84	5	-17.5
152	9/17	KC	W	5-2	Meche (12-11)	Corcoran	68-84	5	-16.5
153	9/18	KC	W	12-0	Greinke (12-10)	Feierabend	69-84	5	-15.5

2008 Notes: Kansas City won the season series from the Mariners for the first time since 1999 by taking 7 of 9 games...the teams split 2 April contests in Seattle...Kansas City won 6 of 7 in Kansas City, including a 4-game sweep in September...it was the first 4-game sweep of Seattle since 1989 and the first in Kansas City since 1988...despite recent struggles, the Royals have still won 19 of the 32 season series and hold a 195-177 edge in the all-time series...John Buck batted .364 (8-for-22) against the M's...he entered 2008 with a .195 average versus Seattle (15-for-77)...Mark Grudzielanek became the 251st Major League player to reach the 2,000-hit plateau when he singled in the third inning of the July 12 game...David DeJesus capped that game with a walk-off home run, the first for the Royals since April of 2005...Zack Greinke dominated Seattle, going 2-0 with a 0.56 ERA in 2 starts...Joakim Soria held the Mariners scoreless over 6 appearances...he recorded 4 saves, including his 40th on September 17.

ROYALS

REVIEW

HISTORY

RECORDS

OPPONENTS

SCOUTING/PLAYER DEV.

MEDIA & MISC.



TAMPA BAY RAYS

A.L. East

2008 Record: 97-65 (1st in East)

Tropicana Field (Capacity: 36,048)

One Tropicana Drive • St. Petersburg, FL 33705

(727) 825-3137 • (727) 825-3111 - PR FAX

Website: www.raysbaseball.com

Hotel in KC: InterContinental



Manager
Joe Maddon

All-Time Results

Year	Home	Road	Total
1998	3-3	5-0	8-3
1999	1-3	1-5	2-8
2000	2-4	3-1	5-5
2001	3-0	1-2	4-2
2002	2-1	2-1	4-2
2003	2-1	2-2	4-3
2004	1-2	2-4	3-6
2005	3-1	0-4	3-5
2006	1-2	0-3	1-5
2007	2-1	2-2	4-3
2008	2-2	1-3	3-5
Totals	22-20	19-27	41-47

Executive VP-Baseball Ops.: Andrew Friedman

Field Manager: Joe Maddon, 4th season

VP of Communications: Rick Vaughn

Director of Communications: Chris Costello

Traveling Secretary: Jeff Ziegler

Credentials contact: Carmen Molina (cmolina@raysbaseball.com)

2009 Schedule (times CDT)

Date	Site	Time	Date	Site	Time
June 2	TB	6:08 p.m.	July 31	TB	6:38 p.m.
June 3	TB	6:08 p.m.	Aug. 1	TB	5:08 p.m.
June 4	TB	3:08 p.m.	Aug. 2	TB	12:38 p.m.
July 17	KC	7:10 p.m.	Aug. 3	TB	11:08 a.m.
July 18	KC	6:10 p.m.			
July 19	KC	1:10 p.m.			

Series Information

Last Royals 2-game sweep: at KC.....none at TB.....May 13 & 14, 1998	Series Swept By Rays: 2-game.....0 3-game.....3 4-game.....2
Last Royals 3-game sweep: at KC.....May 15-17, 2001 at TB.....Aug. 21-23, 1998	Longest Winning Streak: by KC.....5.....April 26, 2001-Aug. 9, 2002 by TB.....7.....July 28, 2005-April 16, 2006
Last Royals 4-game sweep: at KC.....none at TB.....none	Most Runs, Game: by KC.....12.....12-4, July 8, 2007 at KC by TB.....13.....13-6, Aug. 10, 2002 at KC
Last Rays 2-game sweep: at KC.....none at TB.....none	Widest Margin Victory: by KC.....10.....10-0, Aug. 11, 2002 at KC by TB.....9 (2x).....10-1, July 28, 2004 at TB11-2, July 4, 2008 at TB
Last Rays 3-game sweep: at KC.....none at TB.....April 14-16, 2006	Longest Game, Innings: 12 (2x).....Aug. 9, 2002 @ KC; 5-4 Royals winAug. 17, 2002 @ TB. 7-3 Royals win
Last Rays 4-game sweep: at KC.....July 27-30, 2000 at TB.....July 28-31, 2005	Royals Record at Stadiums: Kauffman (1998-present).....22-20 Tropicana Field (1998-present).....19-27
Series Swept By Royals: 2-game.....2 3-game.....2 4-game.....0	

2008 Results (Tampa Bay won series 5-3)

Gm	Date	Site	W/L	Score	Winner	Loser	Record	Pos.	GB
87	7/4	TB	L	2-11	Jackson	Bannister (7-8)	39-48	4	-10.5
88	7/5	TB	L	0-3	Sonnanstine	Greinke (7-5)	39-49	4	-11.5
89	7/6	TB	L	2-9	Shields	Hochevar (5-7)	39-50	4	-12.5
90	7/7	TB	W	7-4 (10)	Soria (1-1)	Wheeler	40-50	4	-12.0
103	7/24	KC	W	4-2	Meche (8-9)	Garza	46-57	4	-12.5
104	7/25	KC	L	3-5	Jackson	Bannister (7-9)	46-58	5	-13.5
105	7/26	KC	L	3-5	Reyes	H. Ramirez (1-1)	46-59	5	-14.5
106	7/27	KC	W	6-1	Davies (4-2)	Sonnanstine	47-59	4	-13.5

2008 Notes: The Royals played 8 of their 26 contests in July against the A.L. Champion Rays... Tampa Bay captured the season series for the fourth time in 5 years...the Rays won 3 of 4 in the Sunshine State over the Fourth of July weekend...the Royals settled for a split in Kansas City...Mike Aviles, John Buck, and Billy Butler each blasted 2 home runs against the Rays...Ross Gload hit safely in all 8 games against the Rays, compiling a .414 average (12-for-29)...Gil Meche was the starter in 2 of the 3 KC wins...he took a no-decision on July 7 before earning the win with 7.0 scoreless innings at Kansas City on July 24...Meche held the Rays to a 1.46 ERA after entering the season with a 1-4 mark and a 5.65 ERA in 8 appearances against Tampa Bay...the Royals trail the all-time series, 41-47...they do hold the edge at Kauffman Stadium, 22-20.



TEXAS RANGERS



A.L. West

2008 Record: 79-83 (2nd in West)

Rangers Ballpark in Arlington (Capacity: 49,170)

1000 Ballpark Way • Arlington, TX 76011

(817) 273-5222 • (817) 273-5110 - PR FAX

Website: www.texasrangers.com

Hotel in KC: InterContinental



Manager
Ron Washington

General Manager: Jon Daniels

Field Manager: Ron Washington, 3rd season

Executive Vice President, Communication: John Blake

Senior Director, Baseball Media Relations: Rich Rice

Director of Travel: Chris Lyngos

Credentials contact: Deanna Damon (ddamon@texasrangers.com)

All-Time Results

Year Home Road Total
(As Washington Senators)

1969	2-4	5-1	7-5
1970	3-3	3-3	6-6
1971	4-2	5-1	9-3

Totals 9-9 13-5 22-14
(Became Texas Rangers)

1972	5-4	3-2	8-6
1973	7-2	4-5	11-7
1974	4-5	4-5	8-10
1975	8-1	6-3	14-4
1976	4-5	3-6	7-11
1977	4-4	4-3	8-7
1978	5-2	2-6	7-8
1979	2-5	4-2	6-7
1980	3-3	7-0	10-3
1981	1-2	2-2	3-4
1982	3-3	4-3	7-6
1983	6-1	2-4	8-5
1984	2-4	4-3	6-7
1985	4-3	2-4	6-7
1986	5-1	3-4	8-5
1987	3-4	4-2	7-6
1988	4-2	3-4	7-6
1989	5-2	3-3	8-5
1990	3-3	2-5	5-8
1991	4-3	3-3	7-6
1992	4-2	2-5	6-7
1993	4-3	3-3	7-6
1994	2-1	2-2	4-3
1995	5-2	3-4	8-6
1996	4-2	2-4	6-6
1997	3-3	3-2	6-5
1998	2-4	1-4	3-8
1999	3-1	1-5	4-6
2000	2-4	1-3	3-7
2001	1-2	3-3	4-5
2002	6-0	1-2	7-2
2003	3-0	4-2	7-2
2004	2-4	2-1	4-5
2005	2-5	0-3	2-8
2006	1-2	2-1	3-3
2007	3-0	2-4	5-4
2008	1-5	1-2	2-7

Totals 130-99 102-119 233-218

2009 Schedule (times CDT)

Date	Site	Time	Date	Site	Time
April 17	TEX	7:05 p.m.	July 24	KC	7:10 p.m.
April 18	TEX	7:05 p.m.	July 25	KC	6:10 p.m.
April 19	TEX	2:05 p.m.	July 26	KC	1:10 p.m.

Series Information (Washington years not included)

Last Royals 2-game sweep:

at KC Aug. 27-28, 1996
at Texas July 4-5, 1977

Last Royals 3-game sweep:

at KC July 27-29, 2007
at Texas July 11-13, 2003

Last Royals 4-game sweep:

at KC July 25-27, 1975
at Texas none

Last Rangers 2-game sweep:

at KC April 16-17, 1997
at Texas Sept. 8 & 9, 1998

Last Rangers 3-game sweep:

at KC Aug. 25-27, 2008
at Texas May 24-26, 2005

Last Rangers 4-game sweep:

at KC none
at Texas Sept. 6-9, 1990

Series Swept By Royals:

2-game 8
3-game 9
4-game 2

Series Swept By Rangers:

2-game 5
3-game 5
4-game 1

Longest Winning Streak:

by KC 9 (2x) July 23, 1998-July 30, 1999
by Texas 7 July 15, 2002-Aug. 28, 2003

Most Runs, Game:

by KC 17 17-8, Sept. 4, 2005 at KC
by Texas 16 16-5, May 29, 1987 at KC

Widest Margin Victory:

by KC 13 (2x) 14-1, May 29, 1982 at Texas
by Texas 13 15-2, June 19, 1991 at Texas

Longest Game, Innings:

18 (2x) May 17, 1972 @ KC, 4-3 Royals loss
June 6, 1991 @ KC, 4-3 Royals win

Royals Record at Stadiums:

Municipal (1972) 5-4
Arlington (1972-93) 74-77
Kauffman (1973-present) 125-95
Rangers Ballpark (1994-present) 28-42

2008 Results (Texas won series 7-2)

Gm	Date	Site	W/L	Score	Winner	Loser	Record	Pos.	GB
26	4/29	TEX	W	9-5	Mahay (1-0)	Jennings	12-14	T2	-2.5
27	4/30	TEX	L	9-11	Millwood	Bannister (3-3)	12-15	5	-2.5
28	5/1	TEX	L	1-2	Ponson	Greinke (3-1)	12-16	5	-3.0
65	6/10	KC	L	5-6	Guardado	Yabuta (1-1)	25-40	5	-12.5
66	6/11	KC	L	5-11	Padilla	Gobble (0-2)	25-41	5	-12.5
67	6/12	KC	W	6-5	Mahay (2-0)	Francisco	26-41	5	-11.5
131	8/25	KC	L	4-9	Feldman	Meche (10-10)	56-75	5	-19.0
132	8/26	KC	L	1-2	Millwood (C)	R. Ramirez (2-2)	56-76	5	-20.0
133	8/27	KC	L	2-3	Harrison	Bannister (7-14)	56-77	5	-20.0

2008 Notes: The Royals dropped 7 of 9 contests against the Rangers, including 5 of 6 at home...the 5 losses at home were the most since 1979, when the clubs played 7 times in Kansas City...the Rangers' August sweep was their first in Kansas City of a 3 or more game series... Jose Guillen collected 12 hits and 7 RBI against the Rangers...he drove in 5 runs in Kansas City's April 29 victory...Mark Grudzielanek and Billy Butler both batted .435 and hit safely in every game that they played...former Ranger Ron Mahay earned both wins against the Rangers...10 Texas players homered against the Royals...Kansas City still holds the advantage in the all-time series, 232-218.

ROYALS

REVIEW

HISTORY

RECORDS

STATISTICS

SCOUTING/PLAYER DEV.

MEDIA & MISC.



TORONTO BLUE JAYS

A.L. East

2008 Record: 86-76 (4th in East)

Rogers Centre (Capacity: 49,539)

1 Blue Jays Way • Toronto, Ontario, Canada M5V 1J1
(416) 341-1000 • (416) 341-1250 - PR Fax

Website: www.bluejays.com

Hotel in KC: InterContinental



Manager
Cito Gaston

Senior VP, Baseball Ops. & GM: J.P. Ricciardi

Field Manager: Cito Gaston, 2nd season

VP, Communications: Jay Stenhouse

Manager, Baseball Information: Mal Romanin

Manager, Team Travel: Mike Shaw

Credentials contact: Sue Mallabon (sue.mallabon@bluejays.com)

All-Time Results

Year	Home	Road	Total
1977	4-1	4-1	8-2
1978	2-3	3-2	5-5
1979	6-0	3-3	9-3
1980	5-1	4-2	9-3
1981	1-2	4-1	5-3
1982	3-3	1-5	4-8
1983	3-3	3-3	6-6
1984	4-2	1-5	5-7
1985	3-3	4-2	7-5
1986	2-4	3-3	5-7
1987	6-0	2-4	8-4
1988	2-4	2-4	4-8
1989	4-2	3-3	7-5
1990	2-4	3-3	5-7
1991	2-4	3-3	5-7
1992	3-3	2-4	5-7
1993	5-1	3-3	8-4
1994	3-3	3-3	6-6
1995	4-2	3-3	7-5
1996	2-5	3-3	5-8
1997	2-4	3-2	5-6
1998	2-3	4-2	6-5
1999	2-4	1-3	3-7
2000	2-2	2-4	4-6
2001	2-1	2-2	4-3
2002	1-3	2-1	3-4
2003	0-3	1-2	1-5
2004	2-1	1-2	3-3
2005	2-1	1-5	3-6
2006	2-2	1-2	3-4
2007	2-2	1-2	3-4
2008	2-1	0-4	2-5
Totals	87-77	76-91	163-168

2009 Schedule (times CDT)

Date	Site	Time	Date	Site	Time
April 27	KC	7:10 p.m.	June 5	TOR	6:07 p.m.
April 28	KC	7:10 p.m.	June 6	TOR	12:07 p.m.
April 29	KC	7:10 p.m.	June 7	TOR	12:07 p.m.
April 30	KC	7:10 p.m.			

Series Information

Last Royals 2-game sweep: at KC June 10-11, 1995 at TOR April 29-30, 1998	Series Swept By Blue Jays: 2-game 5 3-game 7 4-game 1
Last Royals 3-game sweep: at KC July 2-4, 1993 at TOR none	Longest Winning Streak: by KC 7 (2x).... May 1, 1977-Aug. 13, 1977 by TOR 18..... Aug. 10, 1980-Aug. 17, 1981 by TOR 5 (3x).... Latest: Aug. 10, 2000-April 14, 2001
Last Royals 4-game sweep: at KC July 3-5, 1987 at TOR none	Most Runs, Game: by KC 16..... 16-12, Aug. 6, 1979 at TOR by TOR 18..... 18-1, May 16, 2003 at KC
Last Blue Jays 2-game sweep: at KC Sept. 1-2, 1998 at TOR Aug. 22 & 23, 2000	Widest Margin Victory: by KC 10 (3x).... Latest: 13-3, July 7, 2006 at KC by TOR 17..... 18-1, May 16, 2003 at KC
Last Blue Jays 3-game sweep: at KC May 16-18, 2003 at TOR May 9-11, 2005	Longest Game, Innings: 14..... Aug. 20, 1996 at KC, 6-5 Royals loss
Last Blue Jays 4-game sweep: at KC none at TOR May 23-26, 2008	Royals Record at Stadiums: Kauffman (1977-present) 87-77 Exhibition Stadium (1977-89) 35-37 Rogers Centre (1989-present) 41-54
Series Swept By Royals: 2-game 8 3-game 4 4-game 2	

2008 Results (Toronto won series 5-2)

Gm	Date	Site	W/L	Score	Winner	Loser	Record	Pos.	GB
23	4/25	KC	W	8-4	Nunez (2-0)	Burnett	10-13	T3	-3.0
24	4/26	KC	W	2-1	Hochevar (1-0)	Marcum	11-13	T3	-2.5
25	4/27	KC	L	2-5	Litsch	Meeche (1-4)	11-14	T3	-3.5
48	5/23	TOR	L	1-7	Halladay (C)	Greinke (5-2)	21-27	4	-5.5
49	5/24	TOR	L	0-6	Litsch (C)	Hochevar (3-4)	21-28	T4	-5.5
50	5/25	TOR	L	1-3	McGowan	Meeche (3-7)	21-29	T4	-6.5
51	5/26	TOR	L	2-7	Marcum	Tomko (2-6)	21-30	T4	-7.5

2008 Notes: Kansas City lost the season series to the Blue Jays for the 4th straight year...the Royals started with 2 wins in KC...the Blue Jays took the final 5 games, including a sweep in Toronto that was part of the Royals' 12-game losing skid...John Buck and Ross Gload had success against the Jays in 2008 after entering with low career averages...Buck hit .357 after entering with a .214 (12-for-56) career mark...Gload picked up 5 hits in 13 at-bats...he began the year with just 1 hit in 16 at-bats (.063) versus Toronto... Luke Hochevar earned his first Major League win against the Jays on April 26...KC has a 41-56 record since Rogers Centre (formerly SkyDome) opened in 1989...the Royals are 162-168 all-time against the Blue Jays.



ST. LOUIS CARDINALS

N.L. Central
2008 Record: 86-76 (4th in Central)
Busch Stadium (Capacity: 43,975)
 700 Clark Street • St. Louis, MO 63102
 (314) 345-9600 • (314) 345-9530 - PR FAX
Website: www.stlcardinals.com
Hotel in KC: InterContinental



Manager
 Tony La Russa

VP & General Manager: John Mozeliak
Field Manager: Tony La Russa, 14th season
Director, Media Relations: Brian Bartow
Asst. Directors, Media Relations: Melody Yount & Jim Anderson
Traveling Secretary: C.J. Cherre
Credentials contact: Jim Anderson (janderson@stlcardinals.com)

All-Time Results			
Year	Home	Road	Total
1997	1-2	---	1-2
1998	---	2-1	2-1
1999	2-1	---	2-1
2000	---	1-2	1-2
2001	3-0	---	3-0
2002	1-2	0-3	1-5
2003	1-2	2-1	3-3
2004	0-3	---	0-3
2005	1-2	---	1-2
2006	0-3	2-1	2-4
2007	2-1	1-2	3-3
2008	1-2	3-0	4-2
Totals	12-18	11-10	23-28

2009 Schedule (times CDT)					
Date	Site	Time	Date	Site	Time
May 22	STL	7:15 p.m.	June 19	KC	7:10 p.m.
May 23	STL	12:10 p.m.	June 20	KC	6:10 p.m.
May 24	STL	1:15 p.m.	June 21	KC	1:10 p.m.

Series Information	
Last Royals 2-game sweep:	Series Swept By Cardinals:
at KC.....none	2-game.....0
at STL.....none	3-game.....3
Last Royals 3-game sweep:	4-game.....0
at KC.....June 12-14, 2001	Longest Winning Streak:
at STL.....June 17-19, 2008	by KC.....4.....June 17, 2008-June 27, 2008
Last Royals 4-game sweep:	by STL.....7.....June 28, 2003-May 21, 2005
at KC.....none	Most Runs, Game:
at STL.....none	by KC.....17 (2x)....17-13, June 9, 1999 at KC
Last Cardinals 2-game sweep:	by STL.....17-8, June 14, 2007 at KC
at KC.....none	by STL.....13 (3x)....Latest 13-6, June 29, 2003 at KC
at STL.....none	Widest Margin Victory:
Last Cardinals 3-game sweep:	by KC.....11.....16-5, Aug. 30, 1997 at KC
at KC.....May 19-21, 2006	by STL.....8.....11-3, June 8, 2002 at KC
at STL.....June 14-16, 2002	Longest Game, Innings:
Last Cardinals 4-game sweep:	13 (2x)....June 14 at KC, 3-2 Royals win
at KC.....none	June 20, 2007 at STL. 7-6 Royals loss
at STL.....none	Royals Record at Stadiums:
Series Swept By Royals:	Kauffman (1997-present).....12-18
2-game.....0	Old Busch Stadium (1997-2005).....5-7
3-game.....2	New Busch Stadium (2006-present).....6-3
4-game.....0	

2008 Results (Kansas City won series 4-2)									
Gm	Date	Site	W/L	Score	Winner	Loser	Record	Pos.	GB
71	6/17	STL	W	2-1	Davies (3-0)	Villone	29-42	5	-10.5
72	6/18	STL	W	3-2	Bannister (6-6)	McClellan	30-42	5	-10.5
73	6/19	STL	W	4-1	Greinke (6-4)	Thompson	31-42	5	-10.5
80	6/27	KC	W	7-2	Mecche (6-8)	Pineiro	37-43	T4	-7.5
81	6/28	KC	L	1-5	Boggs	Davies (3-1)	37-44	T4	-8.5
82	6/29	KC	L	6-9	Perez	Bannister (7-7)	37-45	T4	-9.5

2008 Notes: Kansas City swept the Cardinals in St. Louis for the first time en route to their first season series win against the Redbirds since 2001...the Royals benefited from late-inning long balls in St. Louis...Mike Aviles hit a deciding solo shot in the eighth inning of the opener...David DeJesus and Alex Gordon blasted home runs in the eighth inning of the second game as the Royals came back from a 2-1 deficit...Mark Teahen padded the lead in the final game with a 2-run home run in the ninth...Kyle Davies and Zack Greinke each held the Cardinals to a run over 7.0 IP in St. Louis, while Gil Mecche did the same in the win at Kansas City...Joakim Soria earned 3 consecutive saves in St. Louis...despite the advantage in 2008, the Royals trail the all-time series, 28-23...the Royals are 12-18 at home, 11-10 in St. Louis, and 6-3 at new Busch Stadium.

ROYALS

REVIEW

HISTORY

RECORDS

OPINIONS

SCOUTING/PLAYER DEV.

MEDIA & MISC.



ARIZONA DIAMONDBACKS

N.L. West

2008 Record: 82-80 (2nd in West)

Chase Field (Capacity: 48,652)

401 E. Jefferson St. • Phoenix, AZ 85004

(602) 462-6500 • (602) 462-6117 - PR FAX

Website: www.dbacks.com



Manager
Bob Melvin

All-Time Results

Year	Home	Road	Total
2001	1-2	---	1-2
2003	1-2	---	1-2
2005	---	2-1	2-1
2008	---	2-1	2-1
Totals	2-4	4-2	6-6

Executive VP & General Manager: Josh Byrnes

Field Manager: Bob Melvin, 5th season

Director, Player & Media Relations: Mike McNally

Assistant Director, Player & Media Relations: Aaron Staenberg

Senior Director, Team Travel: Roger Riley

Credentials contact: Lynita Johnson (ljohnson@dbacks.com)

2009 Schedule (time CDT)

Date	Site	Time
June 16	KC	7:10 p.m.
June 17	KC	7:10 p.m.
June 18	KC	7:10 p.m.

2008 Results (Kansas City won series 2-1)

Gm	Date	Site	W/L	Score	Winner	Loser	Record	Pos.	GB
68	6/13	ARI	L	0-1 (10)	Buckner	Yabuta (1-2)	26-42	5	-12.5
69	6/14	ARI	W	12-3	Hochevar (4-5)	Johnson	27-42	5	-11.5
70	6/15	ARI	W	8-3	Meche (4-8)	Owings	28-42	5	-10.5

Series Notes: The Royals and D'Backs have split 12 games coming into the 2009 season...KC took 2 out of 3 in 2008 at Chase Field to even the all-time series...the Arizona visit to Kauffman will be its third, as the Royals dropped 2 of 3 to the Snakes in both 2001 and 2003...last year, the Royals scored 20 runs to take the final 2 games of the 3-game set in the desert.



CINCINNATI REDS

N.L. Central

2008 Record: 74-88 (5th in Central)

Great American Ball Park (Capacity: 42,271)

100 Joe Nuxhall Way • Cincinnati, OH 45202

(513) 765-7800 • (513) 765-7180 - PR FAX

Website: www.reds.com

Hotel in KC: InterContinental



Manager
Dusty Baker

All-Time Results

Year	Home	Road	Total
1997	---	1-2	1-2
1998	---	2-1	2-1
1999	0-3	---	0-3
2006	---	1-2	1-2
Totals	0-3	4-5	4-8

President & CEO: Bob Castellini

President of Baseball Ops. & GM: Walt Jocketty

Field Manager: Dusty Baker, 2nd season

Director of Media Relations: Rob Butcher

Asst. Director of Media Relations: Larry Herms

Asst. Director of Media Relations: Jamie Ramsey

Credentials contact: Rob Butcher (rbutcher@reds.com)

2009 Schedule (time CDT)

Date	Site	Time
June 12	KC	7:10 p.m.
June 13	KC	6:10 p.m.
June 14	KC	1:10 p.m.

Series Notes: The Reds will make just their second trip ever to Kansas City in 2009...Cincy's previous trip in proved to be a negative for the home team, as the Reds swept the Royals in 3 games 10 years ago...the Royals are 4-5 all-time in Cincinnati, having last dropped 2 of 3 in 2006...the Reds own the all-time series, 8-4.



HOUSTON ASTROS



All-Time Results				
Year	Home	Road	Total	
1997	2-1	---	2-1	
1998	---	1-2	1-2	
1999	0-3	---	0-3	
2000	---	1-2	1-2	
2001	0-3	---	0-3	
2005	1-2	---	1-2	
2006	---	2-1	2-1	
Totals	3-9	4-5	7-14	

N.L. Central
2008 Record: 86-75 (3rd in Central)
Minute Maid Park (Capacity: 40,976)
 501 Crawford St. • Houston, TX 77002
 (713) 259-8000 • (713) 259-8981 - PR FAX
 Website: www.astros.com



Manager
Cecil Cooper

President, Baseball Operations: Tal Smith
Field Manager: Cecil Cooper, 2nd season
Senior VP, Communications: Jay Lucas
Asst. Director of Media Relations: Sally Gunter
Media Relations Coordinator: Stephen Grande
Senior Director of Team Travel: Barry Waters
Credentials contact: Stephen Grande (sgrande@astros.com)

2009 Schedule (time CDT)		
Date	Site	Time
June 23	HOU	7:05 p.m.
June 24	HOU	7:05 p.m.
June 25	HOU	1:05 p.m.

Series Notes: The Royals and Astros will renew acquaintances in 2009...the teams have met 21 times in the regular season, with Houston getting the better of Kansas City in 14 contests...the Royals will travel to Houston for the fourth time, where they are 4-5 overall, but took the last series, 2 games to 1, in 2006.



PITTSBURGH PIRATES

All-Time Results				
Year	Home	Road	Total	
1997	---	2-1	2-1	
1998	1-1	---	1-1	
1999	---	1-2	1-2	
2000	2-1	2-1	4-2	
2001	---	1-2	1-2	
2006	3-0	---	3-0	
Totals	6-2	6-6	12-8	

N.L. Central
2008 Record: 67-95 (6th in Central)
PNC Park (Capacity: 38,362)
 115 Federal Street • Pittsburgh, PA 15212
 (412) 323-5000 • (412) 325-4413 - PR FAX
 Website: www.pirates.com



Manager
John Russell

Senior VP, General Manager: Neal Huntington
Field Manager: John Russell, 2nd season
Dir. of Media Relations: Jim Trdinich
Manager, Media Services: Dan Hart
Traveling Secretary: Greg Johnson
Credentials contact: Dan Hart (dan.hart@pirates.com)

2009 Schedule (time CDT)		
Date	Site	Time
June 26	PIT	6:05 p.m.
June 27	PIT	6:05 p.m.
June 28	PIT	12:35 p.m.

Series Notes: The Royals travel to PNC park for a 3-game series in June...the teams last met in 2006 at Kauffman Stadium as KC prevailed in all 3 games...the Royals hold a 12-8 advantage since the teams began matching up in 1997, including a 6-6 mark in Pittsburgh and 1-2 at PNC Park, where they last visited in 2001.

ROYALS

REVIEW

HISTORY

RECORDS

OPPONENTS

SCOUTING/PLAYER DEV.

MEDIA & MISC.



2009 ROYALS ROAD HOTELS

Baltimore — Renaissance Harborplace

(July 27-30)
202 East Pratt Street, Baltimore, MD 21202
Ph: (410) 547-1200 • Fax: (410) 539-5780

Boston — Westin Copley Place

(July 9-12)
Ten Huntington Avenue, Boston, MA 02116
Ph: (617) 262-9600 • Fax: (617) 351-7775

Chicago — Westin - Michigan Avenue

(April 6, 8-9; Aug. 17-19; Sept. 18-20)
909 North Michigan Avenue, Chicago, IL 60611
Ph: (312) 943-7200 • Fax: (312) 397-5580

Cleveland — Marriott Key Center

(April 21-23; June 9-11; Sept. 11-13)
127 Public Square, Cleveland, OH 44114
Ph: (216) 696-9200 • Fax: (216) 696-0966

Detroit — The Townsend

(July 6-8; Aug. 14-16; Sept. 15-17)
100 Townsend Street, Birmingham, MI 48009
Ph: (248) 642-7900 • Fax: (248) 645-9061

Houston — Westin - Galleria

(June 23-25)
5060 W. Alabama Street, Houston, TX 77056
Ph: (713) 960-8100 • Fax: (713) 960-6553

Los Angeles — Westin - South Coast Plaza

(May 8-10)
686 Anton Boulevard, Costa Mesa, CA 92626
Ph: (714) 540-2500 • Fax: (714) 662-6695

Minnesota — Marriott City Center

(May 1-3; Aug. 11-13; Oct. 2-4)
30 South Seventh Street, Minneapolis, MN 55402
Ph: (612) 349-3472 • Fax: (612) 349-9223

New York — Hilton

(Sept. 28-30)
1335 Avenue of the Arts, 53rd-54th Street,
New York, NY 10019
Ph: (212) 586-7000 • Fax: (212) 397-1597

Oakland — Westin St. Francis - Union Square

(May 12-13; Aug. 31-Sept. 2)
335 Powell Street, San Francisco, CA 94102
Ph: (415) 774-0186 • Fax: (415) 774-0124

Pittsburgh — Westin

(June 26-28)
1000 Penn. Ave., Pittsburgh, PA 15222
Ph: (412) 281-3700 • Fax: (412) 227-4504

St. Louis — Westin

(May 22-24)
811 Spruce Street, St. Louis, MO 63102
Ph: (314) 621-2000 • Fax: (314) 621-2093

Seattle — W Hotel

(Aug. 27-30)
1112 Fourth Avenue, Seattle, WA 98101
Ph: (206) 264-6000 • Fax: (206) 264-6100

Tampa Bay — Renaissance Vinoy Resort

(June 2-4; July 31-Aug. 3)
501 Fifth Avenue NE, St. Petersburg, FL 33701
Ph: (727) 894-1000 • Fax: (727) 894-1970

Texas — Hilton Arlington

(April 17-19)
2401 East Lamar Boulevard, Arlington, TX 76006
Ph: (817) 640-3322 • Fax: (817) 633-1430

Toronto — Westin - Harbour Castle

(June 5-7)
One Harbour Square, Toronto, Ontario M5J 1A6
Ph: (416) 869-1600 • Fax: (416) 869-1496



The Royals will visit the Metrodome in Minneapolis three times in 2009, including the final regular season series to be played in the Dome from Oct. 2-4.

Photo courtesy of Minnesota Twins

SCOUTING
& PLAYER DEVELOPMENT





PRO SCOUTING STAFF



Kelly Heath **Advance Scout**

Kelly Heath returned to the Royals organization as the Advance Scout in September of 2006. Heath comes to the Royals after serving the as a pro scout for the Reds from 2004-2006. He has been in professional baseball since 1977 when he was selected in the 7th round of the draft by the Royals. He played in the Royals system for 6 years, making it to the Majors in 1982, before moving on to the Yankees, Braves, Blue Jays and Phillies organizations. Heath has worked as a coach, manager, area scout and pro scout in the Phillies, A's, Reds and Royals organizations since his retirement from baseball.

He currently resides in Palm Harbor, Fla., and has one son, Jordan.



Mike Pazik **Major League Scout**

Mike Pazik will serve as a Major League scout for the Royals in 2009 after joining the organization in 2002 as the Advance Scout. He served in the same capacity for Colorado in 2001. Pazik began his professional baseball career as the Yankees' 1st-round pick in the 1971 January Free Agent Draft. He played for 9 seasons, including parts of 3 seasons with the Minnesota Twins.

His coaching career began in 1980 as a manager and pitching coach in the White Sox minor league system until joining the Brewers in 1983 as the Minor League Pitching Coordinator. He worked in the Milwaukee system for 5 seasons before working in the Baltimore farm system from 1988-91. He rejoined the White Sox as a special assistant to General Manager Ron Schueler in 1992 and was the Advance Scout for the club in 1994. He was the Chicago pitching coach from 1995-98 and the Special Assignment Scout and Assistant to the General Manager from 1998-2000.

Mike graduated from Holy Cross College with a sociology degree. He and his wife, Susan, reside in Bethesda, Md. They have 3 daughters, Kristen, Kara and Marisa.



Matt Price **Pro Scout**

Matt Price joins the Royals organization as a Pro Scout in 2009 after spending seven years in the Atlanta Braves organization, the last three as the Assistant Director of Player Development.

Price joined the Braves organization as a trainee in the promotions department before serving as a Baseball Operations Assistant from 2002 until 2006.

Born and raised in Greensboro, N.C., Price earned a business management degree from Wake Forest University in 2001. He was a three-year starting outfielder on the three-time Atlantic Coast Conference Champion Demon Deacons baseball team. Price and his wife, Caroline, reside in Atlanta, Ga.

Part-Time Pro Scouts

Charles "Chas" Bolton
Tom McDevitt



INTERNATIONAL OPERATIONS



The Kansas City Royals maintain a strong presence in the area of scouting and player development in Latin America, the Caribbean, Asia and South Africa. The Royals International Operations is responsible for the scouting and signing of players, in addition to assisting in the development of players, by operating a brand new state-of-the-art complex in La Corcovada Guerra in the Dominican Republic.

Royals Senior Advisor to the GM Art Stewart founded the Royals Dominican Program in 1986. Prior to the opening of the new complex in the spring of 2007, the Royals baseball complex was housed in Salcedo, Dominican Republic since 1998. The new complex in La Corcovada Guerra, 20 minutes east of Santo Domingo, possesses two fields, clubhouse facilities, batting cages, extra pitchers mounds, dining facilities, a conference room and dormitory space for up to 65 players. This new complex rivals any operated by professional teams in the Dominican.



Main field at Royals Dominican complex



Housing and office facilities at Royals Dominican complex



Orlando Estevez Latin America Supervisor

Orlando Estevez begins his seventh season with the Royals and third as Latin America Supervisor. In addition, he will also serve as an area scouting supervisor in South Florida. The Hialeah, Fla., native began his professional baseball career with the California Angels as a part-time scout and coach for the club's rookie league affiliate in Mesa, Ariz., from 1987-90. He then worked as an area scout for the Houston Astros, covering South Florida from 1990-96.

Estevez graduated from Pace High School in Opalocka, Fla., and attended Miami-Dade Community College. While at Miami-Dade, he served as an assistant coach and head recruiter. Estevez and his wife, Ivonne, reside in Pembroke Pines, Fla., with their four children, Daniel, Lauren, and twins David and Ryan.



Carlos Pascual Special Assignment Scout

Carlos Pascual will serve as the Royals Special Assignment Scout in Latin America for the 11th-straight season in 2009. He was an area scout in Latin America from 1982-98 for the N.Y. Mets, where he signed Dwight Gooden and Rey Ordóñez. Pascual was also an area scout for Baltimore (1977-81) and Minnesota (1963-77). He played professionally from 1949-62. He resides in Miami, Fla., with his wife, Xiomara. They have 2 sons, Carlos Jr. and Juan.



Alvin Cuevas Dominican Republic Operations Manager/Scout

Alvin Cuevas begins his first season with the Royals as the Dominican Republic Manager as well as serving as a scout in the Dominican. A catcher during his playing days, Cuevas was signed by the Royals as a free agent in 1999 and played three seasons in the minors with KC before spending time in the Padres, Mariners and Cubs systems prior to retiring in 2004. Cuevas was born and still resides in Santo Domingo, Dominican Republic.

Supervisors/Consultants

Richard Castro	Venezuela
Charlie Kim	Korea
Derek Bryant	Mexico Consultant
Pedro Silverio	Dominican Scout

Part-Time Scouts

Fausto Morel	Santiago, Dominican Republic
Daurys Nin	Santo Domingo, Dominican Republic
Edis Perez	Las Matas de Farfan, Dominican Republic
Rafael Vasquez	La Romana, Dominican Republic
Juan Lopez	Nicaragua
Ricardo Ortiz	Colon, Panama
Mike Randall	Cape Province, South Africa
Louis Yu	Taiwan
Salvador Donadelli	Barquisimeto, Venezuela
Juan Indirago	Caracas, Venezuela
Joelvis Gonzalez	Venezuela

ROYALS

REVIEW

HISTORY

RECORDS

OPPONENTS

SCOUTING/PLAYER DEV.

MEDIA & MISC.



NATIONAL CROSS CHECKERS



Marty Maier National Supervisor

Marty Maier enters his third season in the Royals scouting department as a national supervisor in 2009. Maier was the St. Louis Cardinals National Crosschecker in 2005 and 2006 after working as a Special Assistant to the General Manager and Scouting Director with St. Louis. Maier also worked in the Dodgers organization following his first stint with the Cardinals from 1979-1997. He has signed several Major League players, including Vince Coleman, Luis Alica, Danny Cox and Lance Johnson. He was inducted into the Southeastern Scouts Association Hall of Fame in 2003.

Maier was signed by the Royals in 1974 after playing his college baseball at Florida State University. He played in both the Royals and Yankees systems from 1974-1976 before beginning his work as a scout. He graduated from Florida State with a bachelor of science degree. A native of Louisville, Ky., Maier and his wife, Diane, currently reside in Chesterfield, Mo., with their three sons, Zackary, Jacob and Max.



Junior Vizcaino National Supervisor

Junior Vizcaino will serve as a national supervisor for his third straight season in 2009 after spending the previous seven seasons as the Royals East Coast Supervisor. He joined the Royals in 2000 as an Area Supervisor.

Prior to joining the Royals, Vizcaino served as an area supervisor for the Atlanta Braves from 1994-2000. He played for five seasons in the Pittsburgh minor league system from 1987-1991 after playing baseball at both Indian River Community College (Ft. Pierce, Fla.) and Valdosta (Ga.) State University. Born in San Pedro de Macoris, Dominican Republic,

Vizcaino resides in Raleigh, N.C. He has two children, Gabrielle and Vance.



Dennis Woody National Supervisor

Dennis Woody is in his 16th season with the Royals. He has served as an area scout, signing Chad Durbin and Paul Phillips, as a West and Midwest Regional Supervisor and in his current role of National Supervisor. He joined the club after spending three years in college baseball as the head coach at Central Missouri State University from 1991-93. He worked as an administrative assistant to Player Development and Scouting with the Cardinals in 1989 and was an associate scout with the Royals from 1984-89.

The 2001 Ewing M. Kauffman Award winner, a Topps Scout of the Month and Louisville Slugger Championship Coaches Award winner, Woody received an undergraduate degree in secondary physical education and a master's degree in sports business administration from Central Missouri State University. He resides in Danville, Ark., with his wife, Betty.

EWING M. KAUFFMAN AWARD (1970-2007)

The Royals recognize a Scouting Department employee for outstanding contributions to the organization.

1970 - Art Stewart	1983 - Art Stewart	1996 - Allard Baird
1971 - Rosey Gilhousen	1984 - Al Kubski	1997 - Wil Rutenschroer
1972 - Dale McReynolds	1985 - Dick Balderson	1998 - Steve Flores
1973 - Spider Jorgenson	1986 - Ken Gonzales	1999 - Jeff McKay
1974 - Tom Ferrick	1987 - Carl Blando	2000 - Luis Silverio
1975 - John Sullivan	1988 - Jerry Stephens	2001 - Dennis Woody
1976 - Bill Fischer	1989 - Brian Murphy	2002 - Steve Connelly
1977 - Al Diez	1990 - No Award	2003 - Spencer Graham
1978 - Art Lilly	1991 - Bob Carter	2004 - Mike Brown
1979 - Gary Blaylock	1992 - Chuck McMichael	2005 - No Award
1980 - Chris Rice	1993 - Terry Wetzel	2006 - Brian Rhees
1981 - Joe Sparks	1994 - Luis Silverio	2007 - Scott Ramsay
1982 - Gene Lamont	1995 - Tony Levato	

REGIONAL CROSS CHECKERS



John Flannery **Midwest Regional Supervisor**

John Flannery begins his second full season as the Royals Midwest Regional Scouting Supervisor.

Flannery joined the Royals from the Atlanta Braves organization, where he served as a cross checker since the 2003 season. Prior to that, Flannery was a scout for the Braves organization from 1988-2002. Flannery played for 8 seasons in the minors with the Angels (1975-77), White Sox (1977-81) and Tigers (1982), reaching the Triple-A level with the White Sox.

Born in Long Beach, Calif., Flannery graduated from Lakewood (Calif.) High School. He and his wife, Debbie, now reside in Austin, Texas, with their 3 daughters; Kristin, Holly and Jamie.



Gregg Kilby **Southeast Regional Supervisor**

Gregg Kilby joins the Royals organization as the Southeast Regional Supervisor. Kilby spent the past five seasons as a scout and area supervisor in Florida for the Atlanta Braves. While with the Braves, Kilby signed current starting shortstop Yunel Escobar and prospect Jordan Schafer.

Kilby served as an assistant coach and recruiting coordinator for the Maryland Terrapins from 2001-2004. Prior to joining the Maryland staff, Kilby was the head coach at Lynn University from 1997-2000. Kilby also worked as an assistant coach for Clemson University and the University of Nevada.

A 1991 graduate of Southern Wesleyan University, Kilby lettered in baseball for three seasons and was named team co-captain and all-district in 1991. He and his wife, Annie, reside in Tampa, Fla.



Sean Rooney **East Coast Regional Supervisor**

Sean Rooney enters his second full season as a Royals Regional Scouting Supervisor after spending the past 8 seasons as a scout with Kansas City after joining the organization in 1999. Rooney covered both the Mid-Atlantic and Northeast areas as a scout prior to his promotion as Regional Supervisor. Among Rooney's notable signings are Chris Lubanski, Chris McConnell and Jeff Bianchi.

Prior to joining the Royals, Rooney was an assistant coach at William Paterson, helping the Pioneers to the 1996 Division III National Championship.

Rooney, who was born in Hackensack, N.J., graduated from Rutherford (N.J.) High and played baseball collegiately at Rutgers University-Newark and William Paterson University in Wayne, N.J. He and his wife, Christine, have one daughter, Hannah, and reside in Pompton Lakes, N.J.

ART STEWART AWARD

The Royals recognize an outstanding scout.

2008 - Dan Ontiveros



Royals scout Dan Ontiveros accepts the first annual Art Stewart Award at the Royals Awards Dinner on Jan. 16, 2009.

ROYALS

REVIEW

HISTORY

RECORDS

OPPONENTS

SCOUTING/PLAYER DEV.

MEDIA & MISC.



AMATEUR SCOUTING STAFF



Jason Bryans
IN, KY, MI, OH,
Middle & Eastern
Canada



Steve Connelly
NC, SC, VA



Casey Fahy
DE, DC, MD, PA,
S. NJ, WV



Sean Gibbs
GA, E. TN



Colin Gonzalez
N. FL



Steve Gossett
KS, NE, OK



Ben Jones
Inner Cities



Scott Melvin
IL, IA, MN, MO, WI



Alex Mesa
S. FL



Ken Munoz
AZ, CO, NM, UT,
S. NV



Scott Nichols
AL, LA, MS, W. FL



Dan Ontiveros
S. CA



Wes Penick
ND, SD, WY



John Ramey
S. CA



Johnny Ramos
Puerto Rico



Scott Ramsay
AK, ID, MT, OR, WA,
W. Canada



Brian Rhees
Texas



Rick Schroeder
N. CA, N. NV, HI



Dennis Sheehan
CT, ME, MA, NH, NY,
RI, VT, N. NJ



Lloyd Simmons
AR, W. TN

Part-time Scouts

- Rene Asprion - The Colony, Texas
- Carl Blando - Kansas City, Mo.
- Rick Clendenin - Clendenin, WV
- Dan Drake - Riverside, Calif.
- Bob Dunning - Phoenix, Ariz.
- Brian Hiller - Amelia, Ohio
- Gary Johnson - Costa Mesa, Calif.
- John Lee - Muskegon, Mich.
- Brittan Motley - Grandview, Mo.

2008 JUNE FREE AGENT DRAFT



Rd.	Pick	Name	Pos.	Ht.	Wt.	B/T	DOB	Last School
1	3	Eric Hosmer	1B	6-4	210	L/L	10-24-89	American Heritage High, FL
1A	36	Michael Montgomery	LHP	6-4	180	L/L	7-12-89	Hart High, CA
2	49	Johnny Giavotella	2B	5-8	185	R/R	7-10-87	University of New Orleans
3	80	Tyler Sample	RHP	6-7	245	R/R	6-27-89	JK Muller Prep, CO
4	115	Timothy Melville	RHP	6-5	205	R/R	10-9-89	Wentzville Holt High, MO
5	145	John Lamb	LHP	6-4	185	L/L	7-10-90	Laguna Hills High, CA
6	175	Alex Llanos	SS	6-0	165	R/R	9-21-90	Puerto Rico Baseball Academy
7	205	*Jason Esposito	3B	6-1	195	R/R	7-19-90	Amity Regional High, CT
8	235	Malcom Culver	RHP	6-2	180	R/R	2-9-90	Palmdale High, CA
9	265	John Alfaro	SS	5-10	175	R/R	4-28-88	Grayson County College, TX
10	295	Mauricio Matos	C	6-0	190	R/R	9-10-90	De Witt Clinton High, NY
11	325	*Malcolm Bronson	OF	6-0	185	L/R	5-11-90	Jasper High, TX
12	355	Keven Caldwell	LF	5-11	175	L/L	3-29-88	Spartanburg Methodist College, SC
13	385	John Flanagan	LHP	6-5	200	L/L	6-15-88	SW Illinois College
14	415	Chase Hentges	RHP	6-5	185	R/R	5-15-90	Shakopee High, MN
15	445	Alberto Espinosa	1B	6-0	220	R/R	9-15-86	Broward Community College, FL
16	475	Derrick Saito	LHP	5-9	155	L/L	12-26-87	Cal Poly-San Luis Obispo, CA
17	505	Jacob Kuebler	3B	6-4	195	R/R	9-3-89	Lincoln Southeast High, NE
18	535	Carlo Testa	CF	6-3	200	L/L	12-16-86	Belmont University, TN
19	565	Miguel Moctezuma	C	5-10	190	R/R	1-14-87	University of Central Oklahoma
20	595	Shawn Griffin	OF	6-2	195	L/R	8-9-86	University of Tennessee
21	625	Jacob Theis	RHP	6-6	215	R/R	4-8-90	Mountlake Terrace High, WA
22	655	Blaine Hardy	LHP	6-1	195	L/L	3-14-87	Lewis-Clark State College, ID
23	685	Dale De Schepper	RHP	6-3	175	R/R	5-18-87	Mt. San Jacinto Junior College, CA
24	715	Jason Morales	3B	5-11	200	R/R	12-9-85	University of North Carolina-Pembroke
25	745	Carson Bryant	RHP	6-3	190	R/R	6-6-86	Azusa Pacific University, CA
26	775	Ryan Morgan	RHP	6-1	190	R/R	1-29-87	Rockhurst University, MO
27	805	Timothy Huber	LHP	5-10	190	L/L	2-1-86	University of Nebraska-Omaha, NE
28	835	Gregory Billo	RHP	6-4	195	R/R	7-15-90	Carl Sandburg High, IL
29	865	*Beau Brett	1B	6-3	185	L/L	7-14-89	Joel E. Ferris High, WA
30	895	*Rick Dodridge	LHP	6-4	215	L/L	8-13-89	Ogemaw Heights High, MI
31	925	*Ryan Curl	CF	6-2	190	R/R	8-4-90	St. Francis DeSales High, OH
32	955	*Reynaldo Cotilla	RHP	6-5	220	R/R	12-14-88	Miami Dade CC South, FL
33	985	*Eric Swegman	RHP	6-6	220	R/R	8-3-88	Young Harris College, GA
34	1015	Brett Richardson	RHP	6-3	195	R/R	3-3-88	Wenatchee Valley CC, WA
35	1045	*Chris Balcom-Miller	RHP	6-2	190	R/R	3-3-89	West Valley College, CA
36	1075	*Nicholas Purdy	RHP	6-3	210	R/R	10-2-89	St. Marys SS, Ontario, Canada
37	1105	*Bradin Hagens	RHP	6-1	175	R/R	5-12-89	Merced College, CA
38	1135	James Thompson	RHP	6-3	195	R/R	8-15-87	Columbus State University, GA
39	1165	*Jonathon Modglin	RHP	6-2	215	L/R	4-27-90	Scott City School, MO
40	1195	Pernell Halliman	RHP	6-7	235	R/R	12-20-86	Jackson State University, MS
41	1225	*Doug Joyce	C	6-4	210	R/R	9-16-89	Stanwood High, WA
42	1255	*Marc Oslund	RHP	6-5	205	R/R	2-18-90	West Torrance High, CA
43	1285	*Cory Kiefer	RHP	6-3	170	R/R	5-28-90	Valley View High, CA
44	1315	*Patrick Johnson	OF	6-1	175	R/R	7-2-90	Colony High, CA
45	1344	*Raymond Anderson	CF	5-10	175	L/L	11-21-89	Lassiter High, GA
46	1372	*William Beckwith	1B	6-2	230	L/R	8-19-90	West Lowndes High, MS
47	1399	Stephen Gilgenbach	LHP	6-2	215	L/L	2-12-86	University of Arkansas-Little Rock
48	1426	*Terrence Buchanan	SS	6-1	165	R/R	2-12-90	Mt. Carmel High, CA
49	1453	*Alan Salgado	3B	5-9	192	L/R	7-26-89	San Ysidro High, CA
50	1480	Travis Jones	C	6-2	200	R/R	5-23-89	Sabino High, AZ

* - Did not sign

ROYALS

REVIEW

HISTORY

RECORDS

OPPONENTS

SCOUTING/FAMILY DEV.

MEDIA & MISC.



FULL SEASON AFFILIATE SCHEDULES



Date

4-9	at Albuquerque	at San Antonio	at Myrtle Beach	CLINTON
4-10	at Albuquerque	at San Antonio	at Myrtle Beach	CLINTON
4-11	at Albuquerque	at San Antonio	at Myrtle Beach	CLINTON
4-12	at Albuquerque	at Corpus Christi	at Myrtle Beach	OFF
4-13	at Round Rock	at Corpus Christi	at Kinston	at Kane County
4-14	at Round Rock	at Corpus Christi	at Kinston	at Kane County
4-15	at Round Rock	OFF	at Kinston	at Kane County
4-16	at Round Rock	SAN ANTONIO	at Kinston	at Beloit
4-17	ALBUQUERQUE	SAN ANTONIO	LYNCHBURG	at Beloit
4-18	ALBUQUERQUE	SAN ANTONIO	LYNCHBURG	at Beloit
4-19	ALBUQUERQUE	CORPUS CHRISTI	LYNCHBURG	at Beloit
4-20	ALBUQUERQUE	CORPUS CHRISTI	SALEM	OFF
4-21	at Oklahoma City	CORPUS CHRISTI	SALEM	KANE COUNTY
4-22	at Oklahoma City	OFF	SALEM	KANE COUNTY
4-23	at Oklahoma City	at Arkansas	at Winston-Salem	KANE COUNTY
4-24	at Oklahoma City	at Arkansas	at Winston-Salem	KANE COUNTY
4-25	OKLAHOMA CITY	at Arkansas	at Winston-Salem	at Clinton
4-26	OKLAHOMA CITY	at Arkansas	at Winston-Salem	at Clinton
4-27	OKLAHOMA CITY	SPRINGFIELD	OFF	at Clinton
4-28	OKLAHOMA CITY	SPRINGFIELD	at Potomac	PEORIA
4-29	OFF	SPRINGFIELD	at Potomac	PEORIA
4-30	at Nashville	SPRINGFIELD	at Potomac	PEORIA
5-1	at Nashville	ARKANSAS	WINSTON-SALEM	WEST MICHIGAN
5-2	at Nashville	ARKANSAS	WINSTON-SALEM	WEST MICHIGAN
5-3	at Nashville	ARKANSAS	WINSTON-SALEM	WEST MICHIGAN
5-4	MEMPHIS	ARKANSAS	POTOMAC	WEST MICHIGAN
5-5	MEMPHIS	at Springfield	POTOMAC	at Wisconsin
5-6	MEMPHIS	at Springfield	POTOMAC	at Wisconsin
5-7	MEMPHIS	at Springfield	POTOMAC	at Wisconsin
5-8	NASHVILLE	at Springfield	at Frederick	at Great Lakes
5-9	NASHVILLE	at Tulsa	at Frederick	at Great Lakes
5-10	NASHVILLE	at Tulsa	at Frederick	at Great Lakes
5-11	NASHVILLE	at Tulsa	OFF	OFF
5-12	at Salt Lake	at Tulsa	KINSTON	at Kane County
5-13	at Salt Lake	SPRINGFIELD	KINSTON	at Kane County
5-14	at Salt Lake	SPRINGFIELD	KINSTON	at Kane County
5-15	at Salt Lake	SPRINGFIELD	at Lynchburg	at Kane County
5-16	at Colorado Spring	SPRINGFIELD	at Lynchburg	CEDAR RAPIDS
5-17	at Colorado Spring	OFF	at Lynchburg	CEDAR RAPIDS
5-18	at Colorado Spring	TULSA	at Salem	CEDAR RAPIDS
5-19	at Colorado Spring	TULSA	at Salem	CEDAR RAPIDS
5-20	OFF	TULSA	at Salem	SOUTH BEND
5-21	SACRAMENTO	TULSA	at Salem	SOUTH BEND
5-22	SACRAMENTO	at Arkansas	at Myrtle Beach	SOUTH BEND
5-23	SACRAMENTO	at Arkansas	at Myrtle Beach	DAYTON
5-24	SACRAMENTO	at Arkansas	at Myrtle Beach	DAYTON
5-25	FRESNO	at Arkansas	OFF	DAYTON
5-26	FRESNO	OFF	FREDERICK	at Lansing
5-27	FRESNO	MIDLAND	FREDERICK	at Lansing
5-28	FRESNO	MIDLAND	FREDERICK	at Lansing
5-29	at Nashville	MIDLAND	FREDERICK	at Lansing
5-30	at Nashville (DH)	FRISCO	MYRTLE BEACH	at Fort Wayne
5-31	at Nashville	FRISCO	MYRTLE BEACH	at Fort Wayne
6-1	OFF	FRISCO	at Kinston	QUAD CITIES
6-2	ROUND ROCK	OFF	at Kinston	QUAD CITIES
6-3	ROUND ROCK	at Midland	at Kinston	OFF
6-4	ROUND ROCK	at Midland	LYNCHBURG	QUAD CITIES
6-5	ROUND ROCK	at Midland	LYNCHBURG	QUAD CITIES
6-6	NASHVILLE	at Frisco	LYNCHBURG	at Cedar Rapids
6-7	NASHVILLE (DH)	at Frisco	LYNCHBURG	at Cedar Rapids
6-8	NASHVILLE	at Frisco	SALEM	at Cedar Rapids
6-9	OFF	OFF	SALEM	at Cedar Rapids
6-10	OFF	ARKANSAS	SALEM	BELOIT
6-11	at Iowa	ARKANSAS	OFF	BELOIT
6-12	at Iowa	ARKANSAS	at Winston-Salem	BELOIT
6-13	at Iowa	ARKANSAS	at Winston-Salem	BELOIT
6-14	at Iowa	TULSA	at Winston-Salem	WISCONSIN
6-15	at New Orleans	TULSA	at Potomac	WISCONSIN
6-16	at New Orleans	TULSA	at Potomac	WISCONSIN
6-17	at New Orleans	TULSA	at Potomac	WISCONSIN
6-18	at Albuquerque	at Springfield	WINSTON-SALEM	at Peoria
6-19	at Albuquerque	at Springfield	WINSTON-SALEM	at Peoria
6-20	at Albuquerque	at Springfield	WINSTON-SALEM	at Peoria
6-21	at Albuquerque	at Springfield	WINSTON-SALEM	at Peoria
6-22	OFF	at Tulsa	All-Star Break	All-Star Break

MINOR LEAGUE SCHEDULES (CONT.)



Date	Omaha	Northwest ARK	Wilmington	Burlington (IA)
6-23	at Memphis	at Tulsa	ASG at Lake Elsinore	ASG at Clinton
6-24	at Memphis	at Tulsa	All-Star Break	All-Star Break
6-25	at Memphis	at Tulsa	POTOMAC	CEDAR RAPIDS
6-26	at Memphis	ARKANSAS	POTOMAC	CEDAR RAPIDS
6-27	ALBUQUERQUE	ARKANSAS	POTOMAC	CEDAR RAPIDS
6-28	ALBUQUERQUE	ARKANSAS	at Frederick	CEDAR RAPIDS
6-29	ALBUQUERQUE	ARKANSAS	at Frederick	OFF
6-30	ALBUQUERQUE	All-Star Break	at Frederick	at Quad Cities
7-1	NEW ORLEANS	ASG at Frisco	at Frederick	at Quad Cities
7-2	NEW ORLEANS	at San Antonio	KINSTON	at Quad Cities
7-3	NEW ORLEANS	at San Antonio	KINSTON	at Quad Cities
7-4	at Oklahoma City	at San Antonio	KINSTON	WISCONSIN
7-5	at Oklahoma City	at Corpus Christi	KINSTON	WISCONSIN
7-6	at Oklahoma City	at Corpus Christi	OFF	WISCONSIN
7-7	at Oklahoma City	at Corpus Christi	at Lynchburg	WISCONSIN
7-8	at New Orleans	OFF	at Lynchburg	at Kane County
7-9	at New Orleans	SAN ANTONIO	at Lynchburg	at Kane County
7-10	at New Orleans	SAN ANTONIO	at Salem	at Kane County
7-11	at New Orleans	SAN ANTONIO	at Salem	LANSING
7-12	at New Orleans	CORPUS CHRISTI	at Salem	LANSING
7-13	All-Star Break	CORPUS CHRISTI	MYRTLE BEACH	LANSING
7-14	All-Star Break	CORPUS CHRISTI	MYRTLE BEACH	OFF
7-15	ASG at Portland	OFF	MYRTLE BEACH	BELOIT
7-16	MEMPHIS	at Springfield	MYRTLE BEACH	BELOIT
7-17	MEMPHIS	at Springfield	FREDERICK	BELOIT
7-18	MEMPHIS	at Springfield	FREDERICK	at South Bend
7-19	MEMPHIS	at Springfield	FREDERICK	at South Bend
7-20	at Iowa	ARKANSAS	OFF	at South Bend
7-21	at Iowa	ARKANSAS	at Myrtle Beach	OFF
7-22	at Iowa	ARKANSAS	at Myrtle Beach	GREAT LAKES
7-23	at Iowa	ARKANSAS	at Myrtle Beach	GREAT LAKES
7-24	ROUND ROCK	at Springfield	at Kinston	GREAT LAKES
7-25	ROUND ROCK	at Springfield	at Kinston	FORT WAYNE
7-26	ROUND ROCK	at Springfield	at Kinston	FORT WAYNE
7-27	ROUND ROCK	at Springfield	LYNCHBURG	FORT WAYNE
7-28	IOWA	at Tulsa	LYNCHBURG	at West Michigan
7-29	IOWA	at Tulsa	LYNCHBURG	at West Michigan
7-30	IOWA	at Tulsa	SALEM	at West Michigan
7-31	IOWA	SPRINGFIELD	SALEM	at Dayton
8-1	at Memphis	SPRINGFIELD	SALEM	at Dayton
8-2	at Memphis	SPRINGFIELD	SALEM	at Dayton
8-3	at Memphis	SPRINGFIELD	at Winston-Salem	at Clinton
8-4	at Memphis	TULSA	at Winston-Salem	at Clinton
8-5	LAS VEGAS	TULSA	at Potomac	at Clinton
8-6	LAS VEGAS	TULSA	at Potomac	QUAD CITIES
8-7	LAS VEGAS	at Arkansas	at Potomac	QUAD CITIES
8-8	LAS VEGAS	at Arkansas	at Potomac	QUAD CITIES
8-9	RENO	at Arkansas	OFF	QUAD CITIES
8-10	RENO	at Arkansas	WINSTON-SALEM	at Peoria
8-11	RENO	OFF	WINSTON-SALEM	at Peoria
8-12	RENO	MIDLAND	WINSTON-SALEM	at Peoria
8-13	OFF	MIDLAND	WINSTON-SALEM	at Peoria
8-14	at Portland	MIDLAND	POTOMAC	at Peoria
8-15	at Portland	FRISCO	POTOMAC	KANE COUNTY
8-16	at Portland	FRISCO	POTOMAC	KANE COUNTY
8-17	at Portland	FRISCO	OFF	KANE COUNTY
8-18	at Tacoma	OFF	at Frederick	KANE COUNTY
8-19	at Tacoma	at Midland	at Frederick	OFF
8-20	at Tacoma	at Midland	at Frederick	at Quad Cities
8-21	at Tacoma	at Midland	KINSTON	at Quad Cities
8-22	OKLAHOMA CITY	at Frisco	KINSTON	at Quad Cities
8-23	OKLAHOMA CITY	at Frisco	KINSTON	at Quad Cities
8-24	OKLAHOMA CITY	at Frisco	at Lynchburg	WISCONSIN
8-25	OKLAHOMA CITY	SPRINGFIELD	at Lynchburg	WISCONSIN
8-26	NEW ORLEANS	SPRINGFIELD	at Lynchburg	WISCONSIN
8-27	NEW ORLEANS	SPRINGFIELD	at Lynchburg	WISCONSIN
8-28	NEW ORLEANS	SPRINGFIELD	at Salem	at Beloit
8-29	NEW ORLEANS	TULSA	at Salem	at Beloit
8-30	NEW ORLEANS	TULSA	at Salem	at Beloit
8-30	IOWA	TULSA	MYRTLE BEACH	at Beloit
9-1	IOWA	at Arkansas	MYRTLE BEACH	OFF
9-2	IOWA	at Arkansas	MYRTLE BEACH	CLINTON
9-3	IOWA	at Arkansas	OFF	CLINTON
9-4	at Round Rock	at Arkansas	FREDERICK	CLINTON
9-5	at Round Rock	at Tulsa	FREDERICK	at Cedar Rapids
9-6	at Round Rock	at Tulsa	FREDERICK	at Cedar Rapids
9-7	at Round Rock	at Tulsa	FREDERICK	at Cedar Rapids

ROYALS

REVIEW

HISTORY

RECORDS

OPONENTS

SCOUTING/PLAYER DEV.

MEDIA & MISC.



MINOR LEAGUE STAFF



Doug Sisson Field Coordinator

Doug Sisson joined the Royals in 2008 after spending the past three seasons as Associate Head Coach of the University of Georgia baseball team, which advanced to the College World Series in 2006. He began his coaching career in 1991 with the Texas Rangers and spent time in the Expos and Angels organizations as well. He was the Expos/Nationals Minor League Field Coordinator in 2000 and 2003-2005. Sisson signed with the Twins as a free agent after playing at Rollins College and the University of Montevallo (Ala.) and spent one year with the organization before earning his undergraduate and graduate degrees from Montevallo. A native of Titusville,

Fla., Sisson has been residing in Athens, Ga., with his wife, Crickett, and two daughters, Tori and Delaney.



Tony Tijerina Assistant Field Coordinator/Catching Coordinator

Tony Tijerina enters his third year with the Royals organization. Tony will serve as the Assistant Field Coordinator and Catching Coordinator for the second straight season in 2009. In 2007, he managed the Wichita Wranglers. Before joining the Royals organization, he spent 16 years with the New York Mets, the first 6 as a catcher in the farm system. He then went on to serve as a hitting coach at Pittsfield in 1997 and 1998. From 1999 to 2005, he spent 7 seasons as a manager in the Mets farm system. From 2004 to 2006, he also took on the duties as the Mets catching coordinator before serving as the Mets' Minor League Field Coordinator in 2005 and 2006.

Following the 2002 season, in which he led Capital City to a 1st-half title, he was named the South Atlantic League's Best Managerial Prospect by Baseball America. He was selected by the Mets in the 13th round of the 1991 draft out of Texas Tech University where he was a 2-time All Southwest Atlantic Conference selection. He resides in Newark Valley, N.Y., with his wife, Linda, and daughter, Lauren.



John Wathan Special Assistant to Player Development/Scouting

John Wathan, a 2008 inductee into the Missouri Sports Hall of Fame, returns for his 37th year in baseball, his 33rd with the Royals, as a Special Assistant to Player Development/Scouting. He began his career as the Royals 1st round pick in the 1971 January Free Agent Draft and played for 15 years, including 10 at the Major League level from 1976-85. Wathan was a member of the Royals World Series teams in 1980 and 1985 and still owns the modern day record for stolen bases by a catcher with 36 in 1982. He served as a coach in Kansas City in 1986 prior to managing the Omaha Royals in 1987. Wathan was named Royals manager on

Aug. 27, 1987, where he compiled a 287-270 record, including a 92-70 mark in 1989. He worked for the California Angels in 1992 and 1993, serving as the interim manager, 3rd base coach and bench coach, before becoming the Red Sox bullpen coach in 1994. "Duke" worked in broadcasting as an analyst for The Baseball Network in 1995 and for the Royals Radio Network from 1996-97. He also worked at special assignments in scouting and player development from 1999-2004. Wathan resides in Lee's Summit, Mo., with his wife, Nancy. The couple has three children, Dusty, Derek and Dina, and five grandchildren.



Jack Maloof Special Assistant to Player Development

Jack Maloof joined the Royals organization in 2008. He served as the Braves minor league hitting coordinator from 2005-07. He was on the Myrtle Beach (A) coaching staff from 2002-04. Before joining the Atlanta organization, Maloof spent 9 seasons with the Marlins, 3 of those at the Major League level. In his first season as the Marlins' hitting coach in 2001, the club improved its team batting average by 15 points. From 1993-1998, Maloof served as the Florida's Roving Hitting Coordinator, and in 1992, he was awarded the Carl Barger Award for excellence in Player Development. Prior to joining the Marlins, Maloof spent 12 years in the

San Diego organization, where he managed 6 seasons, winning the Texas League with Beaumont in 1983. He also worked for the Seibu Lions in Japan in 1989. Maloof played 8 minor league seasons at 1st base and outfield with the Twins, Reds and Padres. He hit over .300 in 5 of his 8 minor league seasons, topping the .400 mark once in 1971. That same year, Maloof was named the Topps Minor League Player of the Year after leading the New York-Penn League in hitting (.402), runs scored (57) and hits (103). Maloof and his wife, Joan, make their home in Chandler, Ariz. They have two children, Justin and Jessica, and two grandchildren.



Luis Silverio

Special Assistant to Player Development

Luis Silverio returns for his 34th year in the Royals organization in 2009. Silverio spent the past six seasons on the Major League staff as a first and third base coach. Prior to that time, he worked as the GM for the Royals Dominican League affiliate in Salcedo from 1990-2002, as well as serving as the Latin American Coordinator (1993-99) and Coordinator of Dominican Operations (2000-02). After nine seasons playing in the Royals system, including a stint with the big league club in 1978 where he hit .545 in 8 games, Silverio served as a minor league coach and manager from 1983-1989. He resides in Kansas City, Mo., with his wife, Yenny.

The couple has five children: Jennifer, Alison, Louis, Luis, Jr. and Julia Luisa.



Bill Fischer

Pitching Coordinator

Bill Fischer, the 2008 Roland Hemond Award winner, enters his third season in the Royals organization, his 62nd year in professional baseball. Fischer, who worked as the Royals Minor League Pitching Instructor from 1975-78 and in 1984, has been a Major League pitching coach with the Cincinnati Reds (1979-83), Boston Red Sox (1985-1991) and Tampa Bay Devil Rays (2000-2001). He also has worked in the Atlanta Braves organization from 1991-2006, with the exception of his 2 years in Tampa Bay. He most recently served as the Braves Senior Minor League Pitching Coordinator. Fischer pitched 9 seasons from 1956-64 with the White Sox,

Tigers, Senators, A's and Twins, compiling a 45-58 record. He resides in Council Bluffs, Iowa.



Doug Henry

Roving Pitching Coach

Doug Henry rejoined the Royals organization in 2008 as pitching coach for Burlington (IA) after ending his playing career in Kansas City in 2001. He will now work in the role of Roving Pitching Coach. Henry served as the Rome (A) pitching coach in the Braves system in 2007 after working at Danville in 2006 and Myrtle Beach in 2005. The right-hander was originally drafted by the Milwaukee Brewers in 1985 and played in the Majors between 1991-2001 with the Brewers (1991-94), Mets (1995-96), Astros (1998-2000), Giants (1997 and 2000) and Royals (2001). He coached at the University of Wisconsin-Whitewater following his retirement in 2002. Henry and his wife, Monique, reside in Hartland, Wisc., with their 4 children, Danielle,

Jason, Zachary and Mikayla.



Andre David

Hitting Coordinator

Andre David begins his 12th season in the Royals organization and will serve as Minor League Hitting Coordinator in 2009. David served as the Royals Major League hitting coach from May 30, 2005 to May 1, 2006 prior to finishing the 2006 season as the Royals roving hitting instructor. He had worked as the Royals Minor League Hitting Instructor from 2001 to 2005 before being named to the Major League staff. David joined the KC organization as a manager with the Gulf Coast Royals from 1998-2000. He was originally drafted by Minnesota and spent parts of 2 seasons in the Majors with the Twins in 1984 and 1986. David resides in Surprise, Ariz., with his wife, Lisa, and their 2 daughters, Brittany and Tanner.



Mark Harris

Infield Coordinator

Mark Harris enters his third year with the Royals, his second as the Minor League Infield Instructor. Harris served as a Roving Coach in 2007. He had served as both a scout and a coach in the Rangers organization prior to joining Kansas City. Harris has also worked as a scout in the Phillies organization. He also runs a highly successful private baseball academy. Harris played in the New York Yankees minor league system as a shortstop after being selected in the 1st round (25th overall) in the 1978 January Draft. He resides in Gainesville, Va., with his wife, Vickie, daughter, Rachael, and son, Chris.

DICK HOWSER AWARD

Player Development Department employees recognized for outstanding contributions to the organization:

1987 - Jo Anne Joyce	1995 - Bob Herold	2003 - Lloyd Simmons
1988 - Joe Jones	1996 - John Mizerock	2004 - Billy Gardner, Jr.
1989 - Carlos Tosca	1997 - Jose Tartabull	2005 - Mike Jirschele
1990 - No Award	1998 - Brian Poldberg	2006 - Jim Gabella
1991 - Tom Poquette	1999 - Jeff Stevenson	2007 - John Mizerock
1992 - Mike Jirschele	2000 - Jeff Garber	2008 - Brian Rupp
1993 - Ron Johnson	2001 - Andre David	
1994 - Mike Jirschele	2002 - Larry Carter	



Quilvio Veras **Bunting and Baserunning Coordinator**

Quilvio Veras, after joining the Royals in 2008, will serve as the Bunting and Baserunning Coordinator in 2009. Veras played 7 seasons in the Majors as a second baseman with the Marlins (1995-96), Padres (1997-99) and Braves (2000-01). He posted a career .270 average and stole 183 bases. Born in Santo Domingo, Dominican Republic, Veras now resides in Coral Springs, Fla., with his wife, Odalis "Cuqui", their son, Quilvio Jr., and daughter, Mariene.

Tommy Gregg **Outfield Coordinator/Omaha Hitting Coach**

See Bio on Page 336.



Ryan Stoneberg **Strength and Conditioning Coordinator**

Ryan Stoneberg returns for his eighth season with the Royals and his third as Minor League Strength and Conditioning Coordinator. He served five seasons as Latin America Strength and Conditioning Coordinator. His current duties include coordinating all of the minor league strength and conditioning programs. Stoneberg joined the Royals from the Diamondbacks organization, where he served as a Minor League Strength and Conditioning Coach from 1999-2001. He earned his bachelor of science in physiological sciences from the University of Arizona in 1999, while pitching for the Wildcat baseball team. Stoneberg also played baseball and received an associate of arts and associate of math and science degrees from Lassen Community College

in 1996. His Cougar baseball team's two trips to the "Final Four" remain the school's only two visits in school history. He resides in Phoenix, Ariz., with his wife, Jenna.



Kyle Turner **Medical Coordinator**

Kyle Turner is in his third season with the Royals, his second as Minor League Medical Coordinator, after spending his first seven seasons in professional baseball with the Texas Rangers organization. Turner spent the 2005-06 seasons as Medical Coordinator following a 5-year stint as a trainer at 3 different levels of the Rangers minor league system. Prior to his time with the Rangers, Turner worked at Northern Oklahoma College in Tonkawa, Okla., as the head athletic trainer from 1998-2000. Turner played baseball at Southern Utah University in Cedar City, Utah, where he was an Academic All-American. He earned a bachelor of science

in psychology from Southern Utah in 1998. Turner and his wife, Wendy, reside in Phoenix, Ariz.



Dale Gilbert **Rehab Coordinator**

Dale Gilbert enters his seventh season as the Royals Minor League Rehab Coordinator. Prior to joining the Royals, Gilbert worked six seasons in the Arizona organization from 1997-2002. He was the trainer at El Paso (AA) from 2000-02, being named Texas League Trainer of the Year in both 2001 and 2002. Gilbert began his career with the D'Backs Rookie League team in 1997 before spending a year each as a trainer for the South Bend Silverhawks (1998) and High Desert Mavericks (1999). Gilbert, who resides in Surprise, Ariz., earned his bachelor of science degree in exercise science/physical education with a minor in Spanish from Arizona State University.



Will Simon **Minor League Equipment Coordinator**

Will Simon will be in his third year in 2009 as the Minor League Equipment Coordinator. Simon previously worked in Richmond, Va., for a pharmaceutical company. He also served with the MLB European Academy in 2006 in Italy. Prior to that, Simon was with the Richmond Braves in 2004 and in the clubhouse of the Detroit Tigers during his years of college at Central Michigan University. He received his degree in entrepreneurship through the College of Business Administration. He resides in Glendale, Ariz.

MATT MINKER AWARD

Matt Minker, president and managing partner of the Wilmington (Del.) Blue Rocks, the Royals' Class A Affiliate, passed away at the age of 60 in Nov., 2007. Minker brought minor league baseball back to Wilmington in 1993. The annual Matt Minker Award was created to honor a minor league employee who most exemplifies the qualities Minker was known for, including a display of leadership and dedication to the Kansas City Royals organization.

2008 - Chris Kemple (Wilmington)

2008 ORGANIZATION LEADERS



Batting Top 5 (Minimum 2.7 Plate Appearances/Team Game)

Batter	Club	Avg.	AB	R	H	HR	RBI
Batista, Deivy	Surprise	.317	161	37	51	3	21
Ka'aihue, Kila	NW Arkansas/Omaha	.314	401	91	126	37	100
Ortiz, Adrian	Burlington (A)/Wilmington	.309	525	60	162	3	45
Falu, Irving	Northwest Arkansas	.301	362	57	109	5	42
Richardson, Juan	Northwest Arkansas	.296	494	90	146	16	82

Home Runs

Ka'aihue, Kila	NW Arkansas/Omaha	37	Ka'aihue, Kila	NW Ark./Omaha	100
Moustakas, Mike	Burlington (A)	22	Richardson, Juan	NW Arkansas	82
Shealy, Ryan	Omaha	22	Moustakas, Mike	Burlington (A)	71
Smith, Jason	Omaha	20	Lisson, Mario	NW Arkansas	65
McFall, Brian	NW Arkansas	18	Shealy, Ryan	Omaha	65

Stolen Bases

Robinson, Derrick	Wilmington	62
Suero, Ovandy	NW Arkansas	42
Taylor, Jason	Burlington (A)	40
Dyson, Jarrod	Wilmington	39
Ortiz, Adrian	Burlington (A)/Wilmington	34

Team Batting

	Avg.	AB	R	H	HR	BB	SO	SB
Omaha	.267	4840	689	1294	172	450	980	57
Idaho Falls	.265	2627	397	695	43	272	693	142
Northwest Arkansas	.262	4677	640	1224	122	500	860	167
Burlington (A)	.258	4668	617	1205	112	401	972	156
Wilmington	.251	4549	591	1144	62	496	944	258
Dominican Royals	.245	2256	362	553	9	330	512	128
Burlington (R)	.238	2181	266	520	25	172	526	48
Surprise Royals	.235	1862	240	438	24	151	492	85

Pitching Top 5 (Minimum 0.8 Innings Pitched/team game)

Pitcher	Club	W-L	ERA
Caldera, Alex	Burlington (A)	12-6	2.89
Hodgson, Ivor	Idaho Falls	3-6	3.14
Casey, Bryan	Idaho Falls	3-5	3.36
Santiago, Mario	Wilmington	8-8	3.43
Lehmann, Mike	Burlington (R)	4-4	3.43

Wins

Caldera, Alex	Burlington (A)	12	Chambliss, Tyler	Wilmington	24
Hartsock, Aaron	Wilmington	12	Hayes, Chris	NW Arkansas	12
Cortes, Dan	NW Arkansas	10	Augustine, Joe	Burlington (A)	9
Johnson, Blake	NW Arkansas	10	Abreu, Juan	Burlington (A)	7
Kniginyzky, Matt	Wilmington	9	Bowden, Barry	Burlington/Burlington	7
			Lowery, Devon	NW Ark./Omaha	7

Strikeouts

Wood, Blake	Wilmington/NW Ark.	139
Caldera, Alex	Burlington	120
Teaford, Everett	Wilmington	116
Pimentel, Julio	NW Arkansas	115
Kniginyzky, Matt	Wilmington	113

Team Pitching

	W-L	ERA	H	SV	HR	BB	SO
Dominican Royals	35-33	3.47	5.52	16	14	305	473
Burlington (A)	73-65	3.49	1184	37	93	365	1116
Wilmington	69-71	3.79	1174	38	87	425	995
Idaho Falls	33-43	4.70	700	15	67	323	628
Northwest Arkansas	75-65	4.15	1270	47	129	396	989
Burlington (R)	24-41	4.66	591	9	56	200	521
Omaha	63-81	4.72	1297	31	163	532	921
Surprise Royals	23-33	4.75	554	15	20	213	428

ROYALS

REVIEW

HISTORY

RECORDS

OPPONENTS

SCOUTING/PLAYER DEV.

MEDIA & MISC.



2009 OMAHA ROYALS



AAA (Pacific Coast League, American Conference, Northern Division)

President: Alan M. Stein

Vice President/General Manager: Martie J. Cordaro

Media Relations: Kevin McNabb, (402) 738-5103

Rosenblatt Stadium (24,000)

1202 Bert Murphy Avenue • Omaha, NE 68107

(402) 734-2550 • (402) 734-7166 - FAX

Press Box: (402) 734-2550, Ext. 5142

Website: www.oroys.com

2008 Results: 63-81, 3rd, American Northern Division



Mike Jirschele, Manager

Mike Jirschele will take the reins in Omaha for his seventh consecutive season. The 1994 Sporting News Minor League Manager of the Year returned to the dugout in 2003 after serving as the Royals Coordinator of Instruction from 1999-2002. Jirschele managed Omaha from 1995-97 before being named Infield Instructor for the Royals Minor League system in 1998. He also managed Wilmington (1994), Rockford (1993) and Gulf Coast (1992) during his first stint with the Royals organization. He led the Blue Rocks to the Mills Cup Championship in 1994, finishing with a 94-44 record and was named Manager of the Year in the Carolina League. He was also named Manager of the Year in the Gulf Coast League in 1992 after leading the Royals to a 41-18 record. Jirschele was named the Dick Howser Award winner in 1992, 1994 and 2005. He was originally selected in 5th round of 1977 draft by Texas and signed with the

Royals in 1988. He resides in Clintonville, Wis., with his wife, Sheri. The couple has 3 children, Jeremy, Jennifer and Justin, one grandson, Keegan, and one granddaughter, Taelyn.



Tom Burgmeier, Pitching Coach

Tom Burgmeier enters his fourth season as pitching coach at Omaha after spending the 2003-2005 seasons at Burlington (A). He spent the 2001 and 2002 seasons as pitching coach for Baltimore's Double A affiliate in Bowie. Burgmeier was the bullpen coach for the Royals Major League club from 1998-2000 and spent the 1997 season as the Royals video scouting coordinator. He also worked in a similar capacity for the Royals in 1991 and served as pitching coach in the organization's minor league system from 1992-96. Burgmeier compiled a 79-55 record with 102 saves and a 3.23 ERA in 17 Major League seasons with California, Kansas City, Minnesota, Boston and Oakland. He went 5-4 with 24 saves and a 2.00 ERA for the Red Sox in 1980 and was named to the American League All-Star team. He resides in Overland Park, Kan., with his wife, Sharon, and children, Kristen and Bret.



Tommy Gregg, Hitting Coach

Tommy Gregg moves to Omaha after working as the hitting coach at the AA level in 2007 and 2008. Gregg will also serve as the Royals Outfield Coordinator. Gregg worked for 5 seasons as the hitting coach for Memphis (AAA) in the St. Louis Cardinals organization before joining KC in 2007. Prior to his time with the Cardinals, Gregg worked 3 seasons in the Atlanta Braves organization as a coach for Macon and Myrtle Beach. He played 9 seasons in the Majors with Pittsburgh, Atlanta, Cincinnati and Florida, playing on the Braves back-to-back N.L. Championship teams in 1991 and 1992. He was the Pirates seventh-round pick out of Wake Forest University in the 1985 draft. Gregg resides in Sharpsburg, Ga., with his wife, Tonya, and their daughter, Jordan.



Drew Van Dam, Trainer

Drew Van Dam returns to Omaha for his second season. Prior to working for the Royals he worked with the Atlanta Braves from 2001 until 2007, serving as the trainer at several levels of the organization. Van Dam was the 2003 South Atlantic League Trainer of the Year and also served as a trainer in the Arizona Fall League during the 2005 season. He received a bachelor of science degree while playing baseball at Springfield College and a master's degree in athletic training from Ohio University. During the off season, he also works as a certified strength coach in Northfield, N.J., where he lives with his wife, Stacy, and his two-year old daughter, Colby.



Garrett Sherrill, Strength and Conditioning Coach

Garrett Sherrill is in third season with the Royals as a strength and conditioning coach. Garrett was a sports performance coach with Velocity Sports in Friendswood, Texas, prior to joining the Royals. He received his master's in fitness and human performance from the University of Houston-Clear Lake in 2006. He is a member of the National Strength and Conditioning Association and is certified as a Strength and Conditioning Specialist. He resides in League City, Texas.



The O-Royals finished with a 63-81 mark, which placed them third in the PCL American North Division...the Royals roster changed regularly as they used 28 position players and 30 pitchers...Mike Aviles led the Royals early in the season...he batted .363 in April and left Omaha as the PCL leader with 37 extra-base hits...Aviles led the O-Royals in runs, hits, doubles, triples, and RBI at the time of his promotion...Mitch Maier batted .316 and was named the Omaha Player of the Year...Maier missed most of April with a wrist injury...upon his return, he hit in 19 straight games, including a 5-hit performance on May 3...Maier batted .356 during July and was promoted to Kansas City on July 24 after an injury to Joey Gathright...Devon Lowery held opponents in check from the bullpen, which earned him Omaha Pitcher of the Year honors...the 25-year old debuted with Omaha on May 2 after starting the year with Northwest Arkansas...Lowery allowed just 14 earned runs in 59.1 innings...he was rewarded with a September promotion to Kansas City.

Batting

PLAYER	AVG.	G	AB	R	H	2B	3B	HR	RBI	SH	SF	HP	BB	SO	SB	CS	E
Aviles, Mike	.336	51	214	42	72	21	6	10	42	0	1	1	11	23	3	0	7
Balduf, Todd	.000	1	1	0	0	0	0	0	0	0	0	0	0	1	0	0	0
Berroa, Angel	.291	51	189	34	55	13	0	10	27	0	2	2	8	25	4	2	5
Bigler, Brett	.333	17	54	8	18	4	0	1	8	1	1	1	7	11	1	1	2
Buchanan, Brian	.228	64	232	36	53	11	1	8	34	0	3	4	15	54	1	1	0
Butler, Billy	.337	26	101	18	34	6	1	5	13	0	0	0	14	7	0	0	0
Callaspo, Alberto	.188	4	16	5	3	0	0	0	0	0	0	0	1	4	0	0	0
Clark, Cody	.667	1	3	1	2	0	1	1	1	0	0	0	0	0	0	0	0
Costa, Shane	.295	75	292	42	86	21	0	10	42	3	4	1	28	39	11	2	1
Dawkins, Gookie	.266	68	278	34	74	16	1	9	32	0	3	1	18	78	3	2	6
Espino, Damaso	.167	13	36	4	6	0	0	0	0	1	0	1	5	6	0	0	0
Gathright, Joey	.152	9	33	3	5	0	0	0	0	0	0	2	1	1	1	0	0
Gutierrez, Jorge	.333	4	12	0	4	0	0	0	0	1	0	0	0	1	0	0	0
Hollins, Damon	.220	105	363	53	80	16	2	16	55	0	0	2	50	80	2	2	3
Huckaby, Ken	.222	10	36	3	8	0	0	0	1	1	0	0	0	7	1	0	0
Ka'aihue, Kila	.316	33	114	27	36	4	0	11	21	0	0	1	24	26	0	0	2
Labandeira, Josh	.210	28	105	7	22	2	0	2	12	2	0	1	5	19	0	0	3
Lubanski, Chris	.242	116	393	51	95	20	8	15	54	4	3	0	38	130	5	1	6
Lucas, Ed	.128	16	47	7	6	0	0	0	0	1	0	0	7	14	0	1	2
Maier, Mitch	.316	85	345	57	109	24	1	9	41	3	5	1	29	42	12	3	3
Matrangola, David	.269	61	201	32	54	8	4	6	31	4	3	4	22	53	2	3	3
Pena, Brayton	.303	60	234	33	71	17	1	6	31	3	1	2	26	17	7	3	3
Sanchez, Angel	.221	38	131	13	29	7	1	1	13	5	0	0	9	20	1	1	5
Shealy, Ryan	.283	111	400	53	113	22	0	22	65	0	5	8	55	93	0	1	2
Smith, Jason	.253	110	423	52	107	20	7	20	62	6	6	1	23	128	3	1	17
Spann, Chad	.292	19	72	6	21	2	0	1	11	0	0	2	5	15	0	0	4
Stodolka, Mike	.286	75	227	32	65	12	0	5	21	2	1	2	27	42	0	1	6
Tupman, Matt	.229	81	288	36	66	10	1	4	34	4	4	2	22	44	0	1	4
Royals	.267	144	4840	689	1294	256	35	172	651	41	42	39	450	980	57	26	101

Pitching

PITCHER	W-L	ERA	G	GS	CG	SHO	SV	IP	H	R	ER	HR	HB	BB	SO	WP	BK
Atencio, Greg	1-1	3.24	9	0	0	0	1	25.0	25	9	9	0	1	11	22	2	0
Bale, John	0-3	10.80	10	7	0	0	0	11.2	17	14	14	3	0	5	8	0	0
Bradley, Tony	0-0	16.87	2	0	0	0	0	2.2	6	5	5	0	0	4	4	0	0
Buchanan, Brian	0-0	4.50	3	0	0	0	0	4.0	6	2	2	0	0	0	1	1	0
Capellan, Jose	2-1	4.10	6	5	0	0	0	37.1	35	17	17	3	0	14	20	0	0
Colon, Roman	5-5	4.64	23	10	0	0	1	95.0	109	51	49	15	2	27	62	5	0
Davies, Kyle	6-2	2.03	11	11	0	0	0	57.2	47	22	13	4	1	21	38	4	0
De La Rosa, Jorge	3-0	1.64	4	4	0	0	0	22.0	18	4	4	0	0	7	23	0	0
Duckworth, Brandon	4-11	4.75	27	17	1	0	1	134.2	132	78	71	23	2	49	103	8	0
Foster, John	0-1	11.74	5	0	0	0	0	7.2	12	10	10	3	0	6	5	2	0
Fulchino, Jeff	3-4	4.84	25	5	0	0	5	61.1	71	38	33	2	0	27	53	4	1
Giron, Roberto	3-3	5.86	20	0	0	0	1	43.0	41	31	28	13	1	17	39	2	0
Gobble, Jimmy	1-1	5.65	8	4	0	0	0	14.1	16	9	9	1	1	9	16	0	0
Hochevar, Luke	1-1	2.60	3	3	0	0	0	17.1	11	7	5	2	0	6	12	3	1
Hughes, Dusty	3-2	5.04	12	11	0	0	0	55.1	65	32	31	8	0	25	36	3	0
Lowery, Devon	1-1	2.12	31	0	0	0	5	59.4	48	19	14	4	2	30	43	1	0
Lumsden, Tyler	3-13	7.21	28	18	0	0	1	107.1	138	93	86	15	4	62	44	3	0
Marothi, Mike	0-2	12.91	3	3	0	0	0	7.2	12	12	11	3	1	5	4	1	0
Mildren, Paul	0-0	2.70	4	0	0	0	0	3.1	2	1	1	1	0	4	3	3	0
Musser, Neal	3-5	4.34	36	3	0	0	6	56.0	47	32	27	9	3	37	64	5	1
Newman, Josh	0-1	4.91	7	2	0	0	0	22.0	23	13	12	1	0	13	22	2	0
Nunez, Leo	0-0	6.75	4	0	0	0	0	4.0	7	3	3	1	0	1	3	0	0
Peralta, Joel	1-0	0.00	10	0	0	0	2	18.2	9	0	0	0	0	6	19	0	0
Ramirez, Horacio	1-1	1.42	3	3	0	0	0	19.0	13	5	3	2	0	3	8	0	0
Richardson, Brett	0-0	11.57	3	0	0	0	1	2.1	6	3	3	0	0	1	2	2	0
Rosa, Carlos	4-3	4.09	11	11	0	0	0	50.2	51	24	23	3	0	12	44	3	1
Salmon, Brad	8-7	4.62	47	4	0	0	3	101.1	105	68	52	11	6	54	90	10	0
Tsao, Chin-hui	1-0	5.56	7	0	0	0	1	11.1	10	7	7	4	0	0	10	0	0
Wright, Matt	4-10	5.47	27	23	1	0	0	148.0	169	99	90	29	5	60	90	11	0
Yabuta, Yasuhiro	4-3	5.36	20	0	0	0	3	40.1	46	24	24	3	0	16	33	1	0
Royals	63-81	4.72	144	144	2	5	31	1240.1	1297	732	651	163	29	532	921	76	4

ROYALS

REVIEW

HISTORY

RECORDS

OPPONENTS

SCOUTING: PLAYER DEV.

MEDIA & MISC.



2009 NW ARKANSAS NATURALS



AA (Texas League, North Division)

General Manager: Eric Edelstein

Media Relations: Frank Novak (PR),
Steven Davis (Broadcasting)

Arvest Park (6,500)

3000 South 56th Street • Springdale, AR 72762

(479) 927-4900 • (479) 756-8088 - FAX

Press Box: (479) 927-4927

Website: www.nwanaturals.com

2008 Results: 75-65, 3rd-1st half, 1st-2nd half



Brian Poldberg, Manager

Brian Poldberg begins his second season as skipper of Northwest Arkansas after leading the Naturals to the playoffs in 2008. Poldberg spent the 2004-2007 seasons on the Royals Major League staff, serving as Bullpen Coach (2004-05), First Base Coach (2006) and Third Base Coach (2007). Prior to that, he spent the previous seven seasons as the minor league catching instructor. Poldberg began his coaching career in 1987 and served as a manager at numerous levels from 1988-1996, with the exception of 1991, where he served as Omaha's hitting coach. He played 5 seasons in the minors with the Yankees and Royals. Poldberg, the 1998 Dick Howser Award winner, resides in Carter Lake, Iowa, with his wife, Lori, and sons, Adam, Deric and John.



Larry Carter, Pitching Coach

Larry Carter will spend his 12th season in the Royals organization and eighth as the pitching coach at the Double-A level, the first six in Wichita. He served as the pitching coach at Wilmington in 2000 and 2001, Charleston in 1999 and Lansing in 1998. Carter was a pitching coach in the Texas-Louisiana League from 1994-97 for the Tyler Wildcatters. Originally selected in the 10th round of 1986 June Free Agent Draft by St. Louis, Carter played in the Cardinals system for 2 years before joining the Giants organization. He was named to the Texas League All-Star team in 1991 and appeared in 6 games with San Francisco in 1992, posting a 1-5 record and a 4.64 ERA. Carter graduated from West Virginia State College and resides in Corinth, Texas, with his

wife, Jennifer, and son, Matthew.



Terry Bradshaw, Hitting Coach

Terry Bradshaw, after five seasons with Omaha, will take over as hitting coach for Northwest Arkansas in 2009. Following a 10-year playing career, Bradshaw moved to the coaching ranks as the hitting coach for Charleston in 2000 and for Burlington (IA) in 2001. He played for the Royals at Omaha in 1998 before finishing his career with Montreal's Triple-A team at Ottawa in 1999. Bradshaw was originally drafted in the 9th round by St. Louis in 1990 and spent 8 years in the Cardinals organization. He was named to the Florida State League All-Star team in 1993 and Texas League All-Star team in 1994. He made his Major League debut on May 4, 1995 vs. Houston and played in a combined 34 games with St. Louis in 1995 and 1996. Bradshaw resides in Prince George, Va. with his wife, Cynthia, and sons, Montae and Marcus.



Chris DeLucia, Trainer

Chris DeLucia will spend his third season in the Royals organization and 17th in professional baseball. DeLucia spent the 2003-2006 seasons as the trainer for Class AAA Oklahoma in the Texas Rangers organization. Prior to joining Oklahoma, he was the trainer at Tulsa (AA) for 2 seasons, representing the club in the Texas League All-Star Game in 2002. DeLucia worked in the Yankees organization from 1991-1998, spending time with Tampa and Greensboro. He was named the South Atlantic League Trainer of the Year in 1998. DeLucia also spent two winters as a trainer for Yankee players in Australia. He graduated from St. Leo University in Tampa, Fla., where he received a bachelor's of arts in exercise science. DeLucia, who obtained certification with the National Academy of Sports Medicine as a Corrective Exercise Specialist and Performance Exercise Specialist, played soccer for St. Leo and also worked in the training room. He resides in Goodyear, Ariz.



Nic Lively, Strength and Conditioning Coach

Nic Lively is entering his sixth season with the Royals in 2009. Lively graduated from Eastern Kentucky University with a B.S. in physical education, where he was a pitcher on the Colonel baseball team. Lively currently resides in Norman, Okla., with his wife, Katy.



Fans flocked to Arvest Ballpark for the inaugural season of Northwest Arkansas Naturals baseball...the Naturals gave the fans something to cheer about at home, where they were 44-26 versus 31-39 on the road...after a 33-37 finish in the first half, the Naturals made a playoff charge in the second half, finishing 42-28 to win the second half title in the North Division...they were knocked out of the playoffs in 3 straight games by their rivals, the Arkansas Travelers...Kila Ka'aihue tormented Texas League pitchers and was named the league's Player of the Year as well as the Northwest Arkansas Player of the Year...Ka'aihue managed to lead the Texas League in home runs, though he was promoted to Omaha in late July...Dan Cortes was named the team's Pitcher of the Year after going 10-4...Cortes was also on the postseason Texas League All-Star team...Ka'aihue and Cortes led a contingent of 7 Naturals who made the North Division All-Star team...Carlos Rosa contributed early on with the Naturals before his promotion to Omaha...he held batters to a .189 average while compiling a 4-2 mark in 8 starts...on June 7, Jeff Fulchino became the first former Natural to play for the Royals...Ka'aihue, Rosa, and Devon Lowery also started the year at Northwest Arkansas and made appearances with the parent club in 2008.

Batting

PLAYER	AVG.	G	AB	R	H	2B	3B	HR	RBI	SH	SF	HP	BB	SO	SB	CS	E
Aldridge, Cory	.269	49	167	23	45	6	1	10	40	1	2	0	25	37	2	4	1
Clark, Cody	.184	40	103	9	19	3	0	4	14	1	1	2	5	19	1	1	2
Donachie, Adam	.212	91	264	30	56	8	0	5	29	5	1	1	37	71	1	1	7
Duarte, Jose	.250	133	528	68	132	19	2	10	47	3	4	0	50	91	28	8	5
Falu, Irving	.301	101	362	57	109	11	2	5	42	4	1	0	38	31	11	9	4
Ka'aihue, Kila	.314	91	287	64	90	11	0	26	79	0	5	4	80	41	3	2	8
Lisson, Mario	.225	130	476	57	107	23	3	14	65	7	6	9	33	105	31	6	23
Lucas, Ed	.304	79	270	38	82	10	4	4	30	2	1	1	29	47	14	7	8
Maddox, Marc	.283	127	453	69	128	30	0	4	30	5	2	10	48	73	15	12	10
McFall, Brian	.241	106	348	42	84	16	2	18	61	3	5	9	39	103	7	6	2
Richardson, Juan	.296	133	494	90	146	36	2	16	82	0	4	7	54	93	2	5	7
Sanchez, Angel	.261	63	241	28	63	7	2	1	23	5	2	1	28	40	4	4	11
Suero, Ovandy	.253	98	328	39	83	12	5	2	24	9	2	5	19	61	42	16	5
Thibault, Kiel	.160	31	100	7	16	6	0	0	9	2	2	0	5	23	5	0	1
Valentin, Geraldo	.250	70	256	19	64	10	1	3	19	4	4	1	10	25	1	4	2
Naturals	.262	140	4677	640	1224	208	24	122	594	51	42	50	500	860	167	85	111

Pitching

PITCHER	W-L	ERA	G	GS	CG	SHO	SV	IP	H	R	ER	HR	HB	BB	SO	WP	BK
Atencio, Greg	3-3	3.81	27	0	0	0	3	54.1	44	29	23	4	3	25	63	6	1
Bale, John	0-0	5.40	2	1	0	0	0	1.2	3	1	1	0	0	0	3	0	0
Colon, Roman	2-0	5.29	10	0	0	0	1	17.0	18	10	10	1	0	4	8	2	0
Cortes, Daniel	10-4	3.78	23	23	0	0	0	116.2	103	51	49	13	8	55	109	3	0
Crist, Kyle	4-1	3.89	42	1	0	0	6	74.0	67	33	32	11	5	33	56	6	0
De La Cruz, Julio	0-1	4.23	14	0	0	0	0	27.2	25	14	13	5	1	12	13	1	0
De La Vara, Gilbert	3-0	2.76	21	0	0	0	2	32.2	23	12	10	0	1	15	21	2	0
Fulchino, Jeff	0-0	5.40	2	0	0	0	1	3.1	3	3	2	0	0	1	6	0	0
Green, Patrick	0-1	8.38	7	0	0	0	0	9.2	14	9	9	3	0	3	8	2	0
Hamulack, Tim	0-1	1.96	18	0	0	0	6	23.0	13	5	5	2	0	1	23	0	0
Hardy, Rowdy	6-11	4.97	28	27	0	0	0	155.2	195	97	86	14	20	31	87	2	0
Hartsock, Aaron	0-0	2.25	1	0	0	0	1	4.0	1	1	1	1	0	0	5	0	0
Hayes, Chris	5-2	1.64	40	0	0	0	12	65.2	49	14	12	4	1	13	39	1	0
Hughes, Dusty	5-2	2.91	20	4	0	0	3	52.2	47	17	17	3	0	16	43	1	1
Johnson, Blake	10-9	4.85	26	25	0	0	0	143.0	168	85	77	20	11	38	86	5	1
Lowery, Devon	1-0	0.69	9	0	0	0	2	13.0	8	2	1	0	1	5	17	0	0
Mildren, Paul	2-6	6.33	19	3	0	0	1	42.2	54	31	30	5	1	25	34	1	1
Nicoll, Chris	4-1	3.09	19	1	0	0	3	43.2	43	16	15	2	4	8	55	1	0
Nunez, Leo	0-0	0.00	1	1	0	0	0	2.0	0	0	0	0	0	0	2	0	0
Peterson, Matt	0-0	2.41	11	0	0	0	3	18.2	16	5	5	3	1	5	13	1	0
Pimentel, Julio Cesar	7-13	5.38	28	28	0	0	0	157.1	193	103	94	17	6	52	115	16	0
Plummer, Jarod	4-1	4.19	29	0	0	0	3	58.0	57	27	27	12	1	15	65	0	0
Rosa, Carlos	4-2	1.20	8	8	0	0	0	45.0	30	8	6	2	0	7	42	3	0
Wood, Blake	5-7	5.30	18	18	2	2	0	86.2	96	55	51	7	7	32	76	11	0
Naturals	75-65	4.15	140	140	2	11	47	1248.0	1270	628	576	129	71	396	989	64	4



2009 WILMINGTON BLUE ROCKS



A (Carolina League, Northern Division)

Honorary President: Matt Minker

President: Tom Palmer

General Manager: Chris Kemple

Dir. of Broad. & Media Relations: John Sadak

Frawley Stadium (6,532)

801 Shipyard Drive • Wilmington, DE 19801

(302) 888-2015 • (302) 888-2032 - FAX

Press Box: (302) 888-5352

Website: www.bluerocks.com

2008 Results: 69-71, 2nd-1st Half; 2nd-2nd Half



Brian Rupp, Manager

Brian Rupp will skipper the Wilmington Blue Rocks after leading Burlington (IA) to the Midwest League title in 2008. Rupp, the 2008 Dick Howser Award winner, has led his club to the playoffs in 4 of his 5 seasons with the Royals. He was drafted by St. Louis in the 43rd round of the 1992 draft and played 7 seasons in the Cardinals minor league system. He was named Arizona League batting champion and MVP in his 1st pro season. Rupp earned the South Atlantic League batting title in 1993 and posted a career average of .295. Following his playing career, Rupp joined the Cardinals minor league coaching staff and served as manager for Peoria (1999), New Jersey (2001) and Johnson City (2002). He also spent the 2000 season as hitting coach at Arkansas. Rupp resides in Florissant, Mo., with his wife, Stacie, and a son, Andrew.



Steve Luebber, Pitching Coach

Steve Luebber will serve as pitching coach for Wilmington for the third straight season after working in 2005 at Burlington (IA). Prior to joining the Royals, he worked 5 seasons from 2001-2005 as a pitching coach for the Rangers Class AA clubs at Tulsa (2001-2002) and Frisco (2003-2005). Luebber has also worked as a coach in the Marlins, Orioles and Padres organizations. A resident of Joplin, Mo., he pitched professionally for 17 seasons, posting a 6-10 record and a 4.62 ERA over 66 Major League appearances for the Twins, Blue Jays and Orioles. He was 1 out from recording a no-hitter for the Twins on Aug. 7, 1976 before allowing a single with 2 strikes to the Rangers' Roy Howell. He attended Missouri Southern College and has two daughters, Lindsey and Carly, and a son, Wyatt.



Justin Gemoll, Hitting Coach

Justin Gemoll, after a 7-year minor league career with the Royals, entered the coaching ranks last season as the hitting coach with the Surprise Royals. Gemoll will serve in the same capacity at Wilmington in 2009. Gemoll was a career .276 hitter, reaching as high as Omaha (AAA) in 2005. He played at the University of Southern California, helping the Trojans to the College World Series in 2000. Born in South Lake Tahoe, Calif., Gemoll now resides in Surprise, Ariz.



Dave Iannicca, Trainer

Dave Iannicca will serve his second season as athletic trainer for Wilmington after spending the 2007 season in Burlington (NC). Prior to joining the Royals, Iannicca spent the 2006 season as athletic trainer for the Atlanta Braves Gulf Coast League affiliate in Orlando. Iannicca was an athletic training intern in the New York Yankees organization from 2003-2004, working with the Triple-A Columbus Clippers and at the Yankees Player Development Complex in Tampa. He has also worked as an athletic trainer at the collegiate level as a graduate assistant at Virginia Wesleyan College. He earned his bachelor of science degree in athletic training from Bowling Green State University in 2003 and his master's of science in education degree from Old Dominion University in 2006. Iannicca resides in Fredericksburg, Va.



Joseph Allan Potts, Strength and Conditioning Coach

J. Allan Potts returns for his third season with the Royals as a Strength and Conditioning Coach in the minor leagues. He spent the 2008 season as part of the coaching staff with the 2008 Midwest League Champions Burlington Bees. Potts joined the Royals organization after playing one season of professional indoor football. He earned his degree in exercise science from the University of Kansas. In the baseball off season he resides in Mission, Kan., where he trains local athletes and NFL draft hopefuls from area colleges.



The Wilmington Blue Rocks returned to the playoffs for the 13th time in the last 16 years...Wilmington earned a wild card entry after a 35-35 first half and a 34-36 second half...the Blue Rocks showcased speed more than any other minor league franchise...the "Runnin' Rocks" stole 258 bases, which shattered the previous franchise record of 171, set in 1998...Wilmington had 5 of the top 10 basestealers in the league, plus fifth-place finisher Paulo Orlando, who started the campaign with Winston-Salem...the tone was set by leadoff hitter and Wilmington Player of the Year Derrick Robinson...the outfielder swiped 62 bases, which topped the club record of 49 established by Carlos Febles in 1997...Matt Kniginyzky returned from an injury-riddled 2007 to win 9 games and earn Wilmington Pitcher of the Year honors...Wilmington's rotation was bolstered by a solid bullpen headlined by All-Star Tyler Chambliss, who led the league and the Royals minor league system with 24 saves, and Aaron Hartsock, who won a team-high 12 contests, all in relief.

Batting

PLAYER	AVG.	G	AB	R	H	2B	3B	HR	RBI	SH	SF	HP	BB	SO	SB	CS	E
Balduf, Todd	.167	4	12	1	2	0	0	0	0	0	0	0	1	2	0	0	0
Bianchi, Jeff	.255	104	396	57	101	34	5	10	61	4	8	3	20	95	13	4	7
Bigler, Brett	.197	54	132	19	26	5	3	0	10	2	2	1	24	30	5	3	3
Correll, Brad	.277	52	191	34	53	18	0	8	28	0	1	1	26	35	1	2	9
Dickerson, Joe	.297	87	310	39	92	10	10	5	45	2	1	9	31	48	24	14	2
Dyson, Jarrod	.260	93	288	40	75	8	0	0	24	8	1	2	32	60	39	9	4
Howell, Jeff	.259	85	286	30	74	18	0	6	44	0	2	4	24	54	1	3	8
Johnson, Josh	.253	118	359	49	91	13	4	3	38	10	2	3	85	76	14	12	11
McCormell, Chris	.252	120	461	46	116	29	1	1	34	7	3	10	48	71	23	16	28
Mertins, Kurt	.282	118	425	60	120	27	7	3	46	2	2	10	36	91	28	5	13
Morizio, Matthew	.172	57	169	17	29	6	4	0	26	3	1	3	28	33	8	2	7
Orlando, Paulo	.254	18	71	11	18	5	2	3	9	2	1	0	8	19	1	4	3
Ortiz, Adrian	.311	28	103	10	32	5	2	0	12	2	0	4	9	11	5	5	0
Perez, Wilver	.170	31	94	7	16	7	0	1	7	0	1	0	7	28	3	0	2
Robinson, Derrick	.245	124	497	69	122	22	8	0	34	3	3	2	51	97	62	17	6
Serattelli, Anthony	.230	110	357	49	82	16	7	8	51	0	6	2	41	101	17	6	3
Strait, Cody	.296	54	196	39	58	13	1	13	35	1	1	2	19	40	11	2	2
Vega, Miguel	.230	22	74	5	17	4	0	1	4	0	0	0	2	19	0	0	0
Wood, David	.156	37	128	9	20	4	0	0	12	2	2	0	4	34	3	1	8
Blue Rocks	.251	140	4549	591	1144	244	54	62	520	48	37	56	496	944	258	105	132

Pitching

PITCHER	W-L	ERA	G	GS	CG	SHO	SV	IP	H	R	ER	HR	HB	BB	SO	WP	BK
Barrera, Henry	0-3	2.81	42	0	0	0	4	57.2	47	21	18	2	2	24	78	8	3
Bradley, Tony	0-0	3.00	3	0	0	0	0	3.0	0	1	1	0	0	3	4	2	0
Cegarra, Ed	6-7	4.67	18	18	0	0	0	106.0	115	59	55	15	3	21	59	2	1
Chambliss, Tyler	2-4	4.55	49	0	0	0	24	59.1	60	32	30	6	2	32	45	8	0
Chavez, Chris	2-0	3.12	12	0	0	0	0	26.0	24	9	9	1	3	11	17	1	0
De La Vara, Gilbert	3-3	3.65	24	1	0	0	2	44.1	33	18	18	1	1	12	31	1	0
Godin, Jason	2-7	5.33	14	14	0	0	0	72.2	80	52	43	5	6	24	44	9	1
Haltiwanger, Russ	4-1	3.83	35	0	0	0	1	56.1	60	29	24	2	1	29	40	3	0
Hartsock, Aaron	12-5	3.46	42	0	0	0	1	78.0	75	33	30	4	0	22	58	4	0
Holland, Greg	4-5	3.42	32	7	0	0	4	84.1	70	37	32	4	1	35	96	8	0
Kniginyzky, Matt	9-8	3.57	27	27	0	0	0	141.0	133	66	56	7	7	51	113	16	0
Liotta, Ray	1-1	1.80	4	4	0	0	0	15.0	14	5	3	0	0	8	10	1	0
Mildren, Paul	0-7	7.24	8	8	0	0	0	41.0	62	35	33	3	1	11	28	2	0
Morizio, Matthew	0-0	0.00	1	0	0	0	0	0.1	0	0	0	0	1	1	0	0	0
Nicoll, Chris	2-1	2.91	20	1	0	0	1	43.1	34	15	14	7	1	15	49	4	0
Perez, Wilver	0-1	40.50	1	0	0	0	0	0.2	4	3	3	0	0	0	1	0	0
Santiago, Mario	8-8	3.43	27	27	0	0	0	141.2	155	69	54	9	6	39	86	6	1
Swaggerty, Ben	3-2	2.66	32	0	0	0	0	47.1	41	19	14	3	3	26	58	4	0
Teaford, Everett	8-6	3.80	28	23	0	0	1	144.1	135	70	61	15	3	46	116	7	2
Wood, Blake	3-2	2.67	10	10	0	0	0	57.1	32	17	17	3	2	15	63	6	0
Blue Rocks	69-71	3.79	140	140	0	7	38	1219.2	1174	590	514	87	43	425	995	93	8



2009 BURLINGTON BEES



A (Midwest League, Western Division)

President: David Walker

General Manager: Chuck Brockett

Asst. General Manager: Jared Schjoi

Community Field (3,200)

2712 Mt. Pleasant Street • Burlington, IA 52601

(319) 754-5705 • (319) 754-5882 - FAX

Press Box: (319) 754-5705

Website: www.gobees.com

2008 Results: 73-65, 8th-1st half, 1st-2nd half

Midwest League Champions



Jim Gabella, Manager

Jim Gabella will return for his sixth season in the Royals organization and reunite with his hometown Bees after a one-year stop in Idaho Falls in 2008. He joined the Royals organization in 2004 as Burlington's manager. He was an area scout for the Cleveland Indians from 1997-2003. The 2006 Royals Dick Howser Award winner, he began his coaching career as the head baseball coach at Broward Community College in Ft. Lauderdale, Fla., from 1984-85 and served as an area scout for Milwaukee from 1985-88 where he was responsible for signing Gary Sheffield, Brian Schneider, Jaime Navarro and Derek Thompson. He managed and coached in the Cleveland Indians system for 6 years from 1989-94. Gabella spent the 1995-96 seasons with the Montreal organization, serving as an area scout and manager. He was named the New York-Penn League's Manager of the Year in 1995. Gabella played in the White Sox and Mariners organizations, as well as the Independent Rocky Mount Pines League from 1976-80. Gabella, who managed in the Hawaiian Winter Leagues in 2007, has also served as General Manager of the Ft. Lauderdale Baseball School and Central Florida Baseball School, as well as an instructor at Bucky Dent's Baseball School. Gabella and his wife, Cindi, have one son, Cody and reside in Burlington, Iowa.



Jerry Nyman, Pitching Coach

Jerry Nyman, in his 22nd year as a professional coach, will spend his first season as the pitching coach at Burlington (IA) after two seasons with Idaho Falls. Nyman joined the Royals after working from 2004-2006 as the Tampa Bay Devil Rays Minor League Pitching Coordinator. Prior to his time with the Devil Rays, he worked as a pitching coach at Idaho Falls in 2003, when it was an affiliate of the San Diego Padres. Nyman also served as the Milwaukee Brewers Minor League Pitching Coordinator from 2001-2002 and spent 8 seasons in the Atlanta Braves organization as a pitching coach. He began his coaching career in 1987 with Salinas, an independent team, before moving on to coach at Class A Welland in the Pittsburgh organization. Nyman made 30 career appearances in the Majors with the White Sox (1968-69) and Padres (1970), going 6-7 with 3 complete games, 2 shutouts and a 4.57 ERA. A native of Logan, Utah, he resides in Missoula, Mont.



Pookie Wilson, Hitting Coach

Pookie Wilson returns to the Royals organization in 2009. Wilson served as a hitting coach at three different levels for Kansas City from 2002-2004. Prior to joining the Royals, Wilson coached in the Florida Marlins system as an outfield and baserunner coordinator in 1999 and outfield coordinator in 2000. He played five seasons in the Marlins minor league system after graduating from Auburn University at Montgomery with a degree in health and physical education. Wilson resides in Montgomery, Ala.



Yoshi Kitaura, Trainer

Yoshi Kitaura starts his third season as trainer for Burlington after working from 2004-2006 as the trainer for the Idaho Falls. Kitaura joined the Royals in May, 2003 as trainer for the rookie advanced club in the Arizona League after previously serving as a rehabilitation intern with the organization during the 2002 season. He received his bachelor of science degree in sports medicine from Central Michigan University where he also spent 4 years working in the CMU Athletic Department. Prior to joining the Royals, he completed internships with HEALTHSOUTH Rehabilitation Center in Merritt Island, Fla., and the Detroit Tigers organization. Kitaura resides in Osaka, Japan, with his wife, Emi.



Joseph Greany, Strength and Conditioning Coach

Joey Greany begins his second season with the Royals as a strength and conditioning coach. He spent the 2008 season with the Burlington Royals. Prior to the Royals, Greany was a sports performance coach at Velocity Sports Performance in Mahwah, N.J. He played four years of college baseball at Alfred (N.Y.) State College and Martin Methodist College in Pulaski, Tenn., while receiving his bachelor's degree in physical education. Greany earned his master's degree from California University of Pennsylvania in exercise science. He holds a black belt in Tae Kwon Do and a orange belt in Krava Maga. Greany resides in the Hudson Valley area of New York.



2008 was a tale of two halves for the Burlington Bees...the team finished the first half with a 30-39 mark, placing them in the Western division cellar, a half game behind Peoria...the Bees made their charge in the second half with a 43-26 record...Burlington won the Midwest League title by going 6-0 over 3 rounds of playoff sets...Mike Moustakas earned Burlington Player of the Year honors...Moustakas struggled early with a .228 average before the All-Star Break...he came on strong after the break with a .321 average, 13 home runs and 40 RBI...other Bees increased their production in the second half, including David Lough (12 home runs, 37 RBI), Clint Robinson (10 home runs, 42 RBI), and Jamar Walton (.320 average)...2008 second-round pick Johnny Giovatella was a spark plug upon his June arrival...the Bees were 29-38 before Giovatella played his first game on June 13, and 44-27 after that point...Adrian Ortiz batted .308 with 29 stolen bases and was rewarded with a promotion to Wilmington...Jason Taylor displayed power and speed in his first full year of professional baseball...Burlington Pitcher of the Year Danny Duffy joined the Bees in May and was dominant down the stretch, going 6-1 with a 0.99 ERA over his final 11 starts...Alex Caldera led the Bees in wins, innings pitched, ERA, and strikeouts and finished 5-1 with a 1.70 ERA in 11 road starts.

Batting

PLAYER	AVG.	G	AB	R	H	2B	3B	HR	RBI	SH	SF	HP	BB	SO	SB	CS	E
Balduf, Todd	.197	24	71	7	14	3	1	1	3	1	1	1	9	13	0	1	0
Billick, Joe	.240	21	50	9	12	5	0	0	3	2	0	3	9	12	0	2	1
Doscher, Nicholas	.091	9	22	3	2	1	0	0	0	0	0	0	7	8	1	0	2
Eigsti, Ryan	.218	105	331	33	72	18	1	9	35	2	5	18	20	104	1	2	10
Evangelho, Zach	.192	53	156	8	30	3	0	0	12	2	2	7	6	39	4	1	4
Francis, Nicholas	.265	31	113	14	30	6	3	2	17	1	2	3	10	35	3	0	2
Givotella, Johnny	.299	68	278	50	83	18	2	4	26	3	3	1	25	34	10	7	13
Hayes, Shawn	.232	20	56	6	13	2	0	1	8	1	1	3	9	26	1	4	0
Jimenez, Antonio	.184	49	136	10	25	4	0	0	10	3	0	2	11	45	4	3	9
Lough, David	.268	126	488	76	131	21	11	16	62	8	2	10	35	70	12	11	7
Martin, Kyle	.316	56	190	26	60	13	1	9	28	0	1	1	17	40	2	2	10
Moustakas, Mike	.272	126	496	77	135	25	3	22	71	0	3	7	43	86	8	4	22
Ortiz, Adrian	.308	100	422	50	130	10	7	3	33	6	1	2	15	68	29	15	4
Perez, Alwin	.207	48	174	11	36	9	1	1	12	5	1	0	12	43	9	4	8
Rivera, Juan	.248	66	230	26	57	6	1	0	21	3	3	4	18	40	19	5	14
Robinson, Clint	.264	106	379	53	100	22	3	17	64	1	3	4	37	67	0	3	6
Taylor, Jason	.242	127	433	79	105	17	4	17	58	3	5	11	81	97	40	14	20
Tucker, Wilson	.184	42	147	14	27	7	3	2	13	1	5	1	4	39	2	4	3
Van Stratten, Nick	.345	40	139	22	48	13	2	1	18	0	2	2	12	20	5	3	1
Walton, Jamar	.266	98	357	43	95	20	2	7	49	0	4	1	21	86	6	5	5
Bees	.258	139	4668	617	1205	223	45	112	543	42	44	81	401	972	156	90	165

Pitching

PITCHER	W-L	ERA	G	GS	CG	SHO	SV	IP	H	R	ER	HR	HB	BB	SO	WP	BK
Abreu, Juan	4-4	3.66	22	4	0	0	7	76.1	59	40	31	6	4	42	104	5	2
Arias, Henry	2-3	3.78	18	0	0	0	2	33.1	32	16	14	3	2	18	30	3	0
Augustine, Joe	4-2	3.77	28	5	0	0	9	105.0	106	57	44	10	1	34	85	5	0
Baldwin, Burke	1-2	7.18	17	0	0	0	0	26.1	36	23	21	7	5	13	16	1	0
Bowden, Barry	0-0	0.00	2	0	0	0	0	5.1	2	0	0	0	0	0	7	0	0
Bradley, Tony	1-4	2.14	26	0	0	0	4	42.0	32	12	10	1	7	18	35	1	0
Caldera, Alex	12-6	2.89	25	25	0	0	0	149.1	141	53	48	6	6	36	120	7	0
Cegarra, Ed	2-4	2.67	9	8	0	0	1	54.0	46	18	16	4	0	5	53	2	0
Chavez, Chris	6-1	2.77	21	0	0	0	4	39.0	41	13	12	0	4	7	39	6	0
Cota, Luis	2-3	5.80	8	8	0	0	0	35.2	39	25	23	4	2	14	32	4	1
Duffy, Danny	8-4	2.20	17	17	0	0	0	81.2	56	26	20	4	4	25	102	10	0
Evangelho, Zach	0-0	0.00	1	0	0	0	0	1.0	1	0	0	0	0	0	1	0	0
Fisher, Brent	1-1	3.71	4	2	0	0	1	17.0	20	10	7	1	1	4	17	0	1
Gutierrez, Danny	4-4	2.70	19	18	0	0	0	90.0	83	38	27	7	8	25	104	3	0
Herrera, Kelvin	2-0	2.13	3	1	0	0	0	12.2	13	4	3	0	1	2	7	1	0
Huber, Tim	0-1	10.50	4	0	0	0	0	6.0	10	7	7	1	0	5	3	1	0
Liotta, Ray	1-1	2.81	3	3	0	0	0	16.0	13	5	5	2	0	4	14	0	0
Lopez, Yensi	0-3	4.80	11	0	0	0	1	15.0	16	9	8	1	1	7	16	1	0
Mitchell, Matt	8-8	3.47	25	21	0	0	0	116.2	116	55	45	9	4	25	77	5	1
Paulino, Eduardo	5-4	3.68	19	17	1	0	0	100.1	103	44	41	9	6	19	80	5	5
Peterson, Matt	0-0	5.79	6	0	0	0	0	9.1	13	7	6	1	1	1	7	1	0
Peterson, Zach	3-3	3.13	30	4	0	0	5	77.2	74	27	27	7	2	20	82	2	0
Raglione, Paul	2-0	6.06	19	0	0	0	1	35.2	39	27	24	3	7	11	18	4	2
Rodriguez, Jacob	1-1	5.14	2	1	0	0	0	7.0	7	4	4	0	0	2	7	1	0
Rumon, Sam	2-5	5.75	9	5	0	0	0	40.2	54	35	26	7	3	9	11	2	0
Sisk, Brandon	1-1	1.19	10	0	0	0	2	22.2	14	4	3	0	0	9	36	0	0
Swaggerty, Ben	1-0	3.93	12	0	0	0	0	18.1	18	10	8	0	2	10	14	0	0
Bees	73-65	3.49	139	139	1	14	37	1234.0	1184	569	479	93	71	365	1116	71	12

ROYALS
REVIEW
HISTORY
RECORDS
OPPONENTS

SCOUTING / PLAYER DEV.

MEDIA & MISC.



2009 IDAHO FALLS CHUKARS



Rookie Advanced (Pioneer League, South Division)

President/GM: Kevin Greene

Assistant GM: Andrew Daugherty

Melaleuca Field (3,400)

568 West Elva • Idaho Falls, ID 83402

(208) 522-8363 • (208) 522-9858 - FAX

Press Box: (208) 612-5010

Website: www.ifchukars.com

2008 Results: 33-43, 4th-1st Half; 3rd-2nd Half



Darryl Kennedy, Manager

Darryl Kennedy, after stints managing at Burlington (NC) and Wilmington, will skipper at Idaho Falls in 2009. He worked as a manager with Class AA Frisco in the Texas Rangers organization in 2005 and 2006. Kennedy caught for seven seasons in the minors with the Rangers and Giants from 1991-1997. His managing resume includes 6 playoff appearances, 4 league championships and 4 manager of the year honors. Kennedy was a 37th-round pick by the Rangers in 1991 out of the University of North Florida, where he earned All-America honors as a senior. He also attended and played baseball at Manatee Community College. He resides in Surprise, Ariz., with his wife, Beth. The couple has a son, Cade, and a daughter, Ehma.



Carlos Martinez, Pitching Coach

Carlos Martinez, after two seasons as a coach on the Surprise Royals, will work as pitching coach for Idaho Falls in 2009. He recently served as a pitching coach for the Dominican Royals since 2003. Martinez, a left-handed pitcher, played four seasons in the Royals minor leagues from 1997-2000 at Salcedo and Gulf Coast. He compiled a 13-8 record with a 4.03 ERA in his 4 minor league seasons. Martinez and his wife, Maria, have a son, Matthew. They reside in Santo Domingo, DR.



Jon Williams, Hitting Coach

Jon Williams enters his third year in the Royals organization and second at Idaho Falls. He served as hitting coach at Burlington (NC) in 2007. Williams spent six years in the minors as a catcher in the San Francisco and Atlanta organizations prior to joining the Royals. He also spent a pair of seasons playing for River City in the Frontier League. Williams was selected by the Giants in the 44th round of the 2001 draft out of the University of Missouri. A St. Louis native, he currently lives in Imperial, Mo.



Masa Koyanagi, Trainer

Masa Koyanagi will work his second season as the trainer for Idaho Falls. Koyanagi worked in 2007 as the interpreter for Tampa Bay Rays infielder Akinori Iwamura. Prior to his time with the Rays, he served as an athletic trainer in the Milwaukee Brewers organization from 2003-2006. Koyanagi was also honored to work as the athletic trainer for champion Japan in the 2006 World Baseball Classic. He also worked in the Giants and Tigers organizations and served as Head Athletic Trainer for the Japanese College National Team from 2000-2002. A graduate of Fresno State in kinesiology, Koyanagi was born in Omuta-City, Fukuoka, Japan, but currently resides in Peoria, Ariz., with his wife, Misato, and two daughters, Maria and Monami.



Keith Eichas, Strength and Conditioning Coach

Keith Eichas begins his first season in the Royals organization. Eichas played collegiately at Temple College and was drafted in the 17th round by the Atlanta Braves in the 2003 amateur draft. He spent three seasons in the Braves organization before going back to school to receive his exercise and sport science degree from Texas State University in 2008. Eichas currently resides in Georgetown, Texas.



The Idaho Falls Chukars were denied a third-straight division title as they finished with a 33-43 record...the Chukars went 14-24 in the first half and 19-19 in the second half...the Chukars were the short-season equivalent of the Blue Rocks in the stolen bases department as they paced the Pioneer League with 142 steals...their closest competitor was Great Falls with 93 thefts...catcher Sean McCauley was named the Idaho Falls Player of the Year... McCauley compiled a 12-game hitting streak to finish the year, but did not play after August 18 due to a quad injury... Bryan Casey earned Pitcher of the Year honors...he returned after missing the 2007 season with a right elbow injury... Casey held opponents scoreless on 6 occasions and boasted a 2.34 ERA before allowing 11 earned runs over his final 3 appearances...Casey represented Idaho Falls on the Pioneer League Postseason All-Star Team.

Batting

PLAYER	AVG.	G	AB	R	H	2B	3B	HR	RBI	SH	SF	HP	BB	SO	SB	CS	E
Alfaro, John	.266	59	248	41	66	22	5	9	55	2	2	3	10	72	9	2	15
Billicek, Joe	.000	4	7	0	0	0	0	0	1	0	1	0	1	1	0	0	0
Espinosa, Alberto	.216	56	199	21	43	10	0	2	18	1	2	1	16	45	1	1	9
Francis, Nicholas	.320	31	122	22	39	10	5	4	21	0	1	1	15	38	4	2	0
Garcia, Fernando	.238	54	189	20	45	8	2	1	18	6	0	3	17	44	21	8	12
Graterol, Juan	.276	32	98	13	27	4	0	0	15	0	0	3	11	16	2	1	1
Griffin, Shawn	.249	69	257	41	64	15	3	5	30	0	2	1	38	83	14	5	4
Hosmer, Eric	.364	3	11	2	4	2	0	0	2	0	0	1	3	2	0	0	0
Jimenez, Antonio	.288	69	281	34	81	13	3	3	29	1	3	1	14	86	20	7	18
McCauley, Sean	.278	45	169	26	47	12	0	2	19	0	2	2	17	28	3	1	7
Molina, Yeldrys	.289	11	38	6	11	4	1	0	4	1	1	0	5	7	5	1	5
Norris, Patrick	.263	67	259	58	68	13	2	1	18	2	3	0	44	67	33	6	1
Perez, Alwin	.244	55	205	21	50	14	2	2	35	2	2	3	22	72	11	8	4
Perez, Salvador	.395	12	43	7	17	3	1	1	6	0	1	0	2	5	0	1	2
Severino, Nader	.192	40	130	14	25	4	0	2	11	0	1	0	10	37	2	1	2
Testa, Carlo	.304	51	171	37	52	6	3	5	35	0	2	2	25	51	12	4	2
Van De Keere, Devery	.280	61	200	34	56	17	1	6	28	0	1	3	22	39	5	2	14
Chukars	.265	76	2627	397	695	157	28	43	345	15	24	24	272	693	142	50	106

Pitching

PITCHER	W-L	ERA	G	GS	CG	SHO	SV	IP	H	R	ER	HR	HB	BB	SO	WP	BK
Beach, Colby	4-4	6.00	15	7	0	0	0	48.0	51	36	32	10	1	16	51	4	0
Carver, Jesse	2-0	6.99	16	0	0	0	0	28.1	37	22	22	5	1	13	25	7	0
Casey, Bryan	3-5	3.36	16	16	0	0	0	72.1	65	31	27	6	8	26	66	6	0
Cota, Luis	1-1	3.55	6	6	0	0	0	25.1	24	15	10	1	1	16	21	0	0
Foster, John	0-0	5.06	9	0	0	0	0	10.2	11	6	6	2	1	8	13	1	0
Garcia, Justin	4-1	3.00	18	0	0	0	3	42.0	41	16	14	1	3	5	35	7	0
Gilgenbach, Stephen	0-1	9.59	20	0	0	0	0	25.1	31	30	27	3	3	25	26	3	0
Hardy, Blaine	1-0	4.15	21	0	0	0	4	34.2	34	18	16	5	0	8	34	1	0
Hodgson, Ivor	3-6	3.14	15	15	0	0	0	71.2	62	37	25	1	2	33	67	12	0
Huber, Tim	1-0	3.38	13	0	0	0	3	24.0	19	9	9	3	3	13	18	2	0
Miller, Steve	0-2	6.14	16	1	0	0	0	22.0	19	19	15	3	1	23	18	9	0
Morgan, Ryan	0-4	6.70	15	11	0	0	0	43.0	54	36	32	7	3	34	32	8	1
Novakowski, Gary	1-4	5.71	18	0	0	0	0	34.2	56	30	22	5	1	13	22	4	0
Peterson, Matt	0-0	0.00	1	0	0	0	0	1.0	1	0	0	0	0	0	1	0	0
Rada, Orlando	4-2	4.79	17	0	0	0	1	41.1	50	24	22	3	2	12	40	3	0
Raglione, Paul	0-1	6.14	3	3	0	0	0	7.1	6	5	5	1	1	4	6	1	0
Saito, Derrick	3-4	4.36	18	0	0	0	1	33.0	34	20	16	3	3	19	37	6	0
Sisk, Brandon	0-0	2.45	4	2	0	0	0	11.0	8	5	3	1	0	4	9	2	0
Thompson, James	3-3	3.99	22	0	0	0	3	29.1	28	15	13	0	0	18	39	0	0
Torbio, Aneidy	3-5	4.67	16	15	0	0	0	61.2	69	44	32	7	3	33	68	7	0
Chukars	33-43	4.70	76	76	0	3	15	666.2	700	418	348	67	37	323	628	83	1

ROYALS

REVIEW

HISTORY

RECORDS

OPPONENTS

SCOUTING/PLAYER DEV.

MEDIA & MISC.



2009 BURLINGTON ROYALS



Rookie (Appalachian League, East Division)

General Manager: Steve Brice

Assistant GM: Dan Hostetter

Burlington Athletic Stadium (3,000)

1450 Graham St. • Burlington, NC 27217

(336) 222-0223 • (336) 226-2498 - FAX

Website: www.burlingtonroyals.com

2008 Results: 24-41, 5th



Nelson Liriano, Manager

Nelson Liriano will take over as manager of Burlington after two seasons as hitting coach for Wilmington. He worked in 2006 as a coach for the Arizona Royals and Idaho Falls Chukars. Liriano spent the 2002-2005 seasons as hitting coach at Wichita. Liriano managed the Rockies Dominican Summer League team for the 2000 and 2001 seasons. He played for 11 Major League seasons including part of the 1991 season with the Royals, making his Major League debut in 1987 with Toronto. He also played for Colorado (1993-94, '98), Pittsburgh (1995-96) and Los Angeles (1997) as well as in Japan and Mexico in 1999. Liriano resides in Puerto Plata, DR, with his wife, Milvia, and their children, Cindy, Jessie, Minelia and Minali.



Bobby St. Pierre, Pitching Coach

Bobby St. Pierre will spend his second season at Burlington-NC after serving at Burlington-IA in 2007. St. Pierre has worked the past several seasons as both a manager and pitching coach for the Silver Spring-Takoma Thunderbolts of the Cal Ripken, Sr. Collegiate Baseball League. He has also been working as a private pitching instructor during the winter months in the Washington, D.C. area. St. Pierre was a 7th-round pick of the New York Yankees in 1995 and pitched for 4 seasons in the Yankees and Indians minor league systems. He attended the University of Richmond where he played both football and baseball. He was a Colonial Athletic Conference All-Star in 1994. He resides in Washington, D.C.



Omar Ramirez, Hitting Coach

Omar Ramirez joins the Royals organization as the hitting coach at Burlington in 2009. Ramirez, a Cleveland 31st round pick out of Hill Junior College in Texas, played outfield for eight seasons in the minors with the Indians and Astros before retiring following the 2001 season. Born in Santiago, Dominican Republic, Ramirez now resides in Colonia del Valle, Mexico.



Mark Stubblefield, Trainer

Mark Stubblefield will serve his second season as trainer for Burlington (NC). He worked at Wilmington in 2007 after 4-year stop at Burlington (IA). He joined the Royals organization as a trainer at Spokane in 2002 after spending the 2001 season as the Athletic Trainer for the Cincinnati Reds Gulf Coast League club in Sarasota. Stubblefield was an athletic trainer intern in the Milwaukee Brewers system in 1999, working with the Triple-A Louisville Riverbats. He has also worked as a trainer on the collegiate level as a graduate assistant at California University of Pennsylvania and as a student athletic trainer at Indiana State University. He earned his bachelor of science degree in athletic training from Indiana State in 2000 and his master's of science degree in athletic training from California University of Pennsylvania in

2001. Stubblefield resides in St. Petersburg, Fla.



George Timke, Strength and Conditioning Coach

George Timke begins his first year with the Kansas City Royals as minor league strength and conditioning coach. George played baseball at Dominican College and SUNY Orange while earning an associates degree. He is a member of the National Strength and Conditioning Association and holds the NSCA-CPT credential. George is currently pursuing a bachelor's degree in exercise science from California University of Pennsylvania. He resides in Orange County, New York.



The Burlington Royals finished in last place in the Appalachian League's East Division with a 24-41 record... Angel Franco followed his 2007 Dominican Royals Player of the Year effort by earning Burlington Player of the Year honors... Franco, 18, overcame a slow start by hitting .290 in August... he led the club in games played, at-bats, hits, walks, and stolen bases... Kelvin Herrera was named Burlington Pitcher of the Year... the 18-year old had 3 outings in which he held the opposition scoreless while pitching at least 6.0 innings, including 6.0 innings of no-hit baseball on July 4... Herrera was promoted to the Burlington Bees for their playoff run... Josh Vittek led the Royals in home runs and RBI... the non-drafted free agent hit safely in his last 9 contests, which included a 2-home run, 7 RBI performance on August 22.

Batting

PLAYER	AVG.	G	AB	R	H	2B	3B	HR	RBI	SH	SF	HP	BB	SO	SB	CS	E
Aparicio, Julio	.252	57	218	32	55	8	1	2	27	0	2	3	15	66	7	4	3
Caldwell, Allen	.201	54	199	20	40	7	3	4	21	0	2	2	17	44	1	3	6
Cruz, Diego	.267	38	135	15	36	6	0	1	14	0	0	1	3	27	1	1	5
Cruz, Fernando	.237	53	198	19	47	9	0	0	14	0	0	3	3	43	3	3	9
Franco, Angel	.257	62	237	27	61	10	1	1	25	6	1	1	19	41	14	7	11
Gutierrez, Jorge	.233	38	120	15	28	2	0	0	11	1	2	2	10	20	6	4	6
Jose, Lifete	.182	11	33	2	6	1	0	0	0	0	0	1	3	14	0	1	6
McFadden, Warren	.212	32	113	14	24	3	1	2	7	0	0	2	13	24	2	0	1
Móctezuma, Miguel	.158	31	101	5	16	3	0	1	12	0	1	1	6	31	0	0	1
Molina, Yeldrys	.280	27	82	12	23	1	3	2	4	3	0	0	16	28	1	2	7
Morales, Jason	.187	35	123	16	23	4	1	1	9	2	1	3	13	32	1	1	6
Olson, Matt	.067	4	15	3	1	0	0	0	0	0	0	1	7	0	0	0	0
Perez, Salvador	.325	13	40	4	13	0	1	0	10	2	1	1	5	5	0	0	1
Reyes, Yenssi	.190	16	42	4	8	2	0	0	1	0	0	2	2	7	0	0	0
Richardson, Hilton	.229	54	205	36	47	7	5	1	16	4	1	2	17	61	10	7	5
Testa, Carlo	.188	7	16	1	3	2	0	0	1	0	0	0	4	5	1	0	1
Vittek, Josh	.297	42	155	24	46	7	1	8	34	0	1	2	10	57	0	1	5
Wood, David	.289	40	149	17	43	10	1	2	21	0	1	0	15	14	1	5	4
Royals	.238	65	2181	266	520	82	18	25	227	18	13	26	172	526	48	39	86

Pitching

PITCHER	W-L	ERA	G	GS	CG	SHO	SV	IP	H	R	ER	HR	HB	BB	SO	WP	BK
Baez, Manauris	2-2	2.89	15	3	0	0	1	37.1	30	15	12	4	2	10	35	2	0
Bowden, Barry	3-2	1.86	20	0	0	0	7	29.0	21	7	6	2	2	12	40	3	0
Bryant, Carson	0-4	4.62	13	5	0	0	0	37.0	41	23	19	5	3	10	42	5	0
Colon, Roque	1-2	7.23	16	0	0	0	0	23.2	27	25	19	5	1	17	25	4	1
De La Cruz, Giancarlo	3-5	5.69	13	8	0	0	0	49.0	55	33	31	7	6	13	44	4	0
Farinas, Williams	1-0	7.91	15	0	0	0	0	19.1	24	19	17	6	0	13	22	4	0
Fisher, Brent	0-1	6.43	2	1	0	0	0	7.0	9	6	5	0	0	2	8	1	0
Flanagan, John	3-3	2.56	12	7	0	0	0	45.2	36	14	13	2	0	14	43	0	1
Garrido, Santiago	0-2	3.86	6	3	0	0	0	18.2	19	11	8	1	1	6	13	2	0
Gonzalez, O.D.	0-3	12.46	6	0	0	0	0	13.0	24	21	18	1	4	5	12	2	0
Halliman, Pernell	0-1	8.31	12	3	0	0	0	26.0	38	29	24	4	1	16	20	5	0
Herrera, Kelvin	2-2	1.42	11	8	0	0	0	50.2	48	17	8	0	3	5	45	2	1
Huber, Tim	0-0	18.00	3	0	0	0	0	3.0	8	6	6	1	1	2	4	1	0
Hudnall, Jaeson	0-0	3.38	4	0	0	0	0	5.1	5	3	2	1	0	0	6	1	0
Jorge, Victor	0-2	8.54	10	5	0	0	0	26.1	32	27	25	4	0	13	15	5	0
Lehmann, Mike	4-4	3.43	13	9	0	0	0	57.2	57	30	22	4	0	16	42	2	0
Marimon, Sugar Ray	0-2	11.08	6	3	0	0	0	13.0	19	17	16	2	1	10	12	6	1
Mieles, Edwin	0-0	5.21	15	0	0	0	0	19.0	24	15	11	3	1	14	15	4	0
Rodriguez, Jacob	2-2	3.51	13	0	0	0	1	33.1	27	15	13	0	2	12	48	6	1
Runion, Sam	3-4	3.35	10	10	0	0	0	48.1	47	25	18	4	1	10	30	6	0
Royals	24-41	4.66	65	65	0	4	9	562.1	591	358	291	56	29	200	521	65	5

ROYALS

REVIEW

HISTORY

RECORDS

OPPONENTS

SCOUTING/PLAYER DEV.

MEDIA & MISC.



2009 SURPRISE ROYALS



Rookie (Arizona League)

Surprise Stadium (10,714)

15946 N. Bullard Ave. • Surprise, AZ 85374
(623) 266-8015 • (623) 266-8012 - FAX

Press Box: (623) 266-2330

2008 Results: 23-33, 5th in 1st half, 8th in 2nd half



Julio Bruno, Manager

Julio Bruno, after a successful 6-year run managing the Royals Dominican team and a one-year stint as the Surprise Royals hitting coach, will be in his second season managing the Surprise Royals. Bruno led Salcedo from 2004-06 to a combined for a 141-47 record. He had an 11-year professional playing career from 1990-2000 after being signed as a non-drafted free agent by the San Diego Padres organization on Nov. 7, 1989. Bruno played in the Padres system for seven years before becoming a free agent on Oct. 15, 1996. He signed with the Detroit Tigers and played the 1997 season at Double-A after reaching the Triple-A level in 1994-96. Bruno also played in the Mexican League with Tabasco from 1998-2000. He posted a .278 career batting average in 1,177 minor league games. Julio resides in Puerto Plata, DR,

with his wife, Francia, and daughter, Priscilla.



Mark Davis, Pitching Coach

Mark Davis enters his fourth season in the Royals organization as a pitching coach for the Arizona rookie club. Davis spent the 2003-2005 seasons on the Arizona Diamondbacks Major League staff, the final year and a half as the D'Backs pitching coach. He had served as a coach in the Arizona organization since 1999. Davis pitched for 16 seasons in the Majors, including a two and a half year stint with the Royals from 1990-1992. Davis recorded 44 saves in 1989 for the San Diego Padres en route to being named the National League Cy Young Award winner. He resides with his wife, Candy, and two daughters and two sons in Scottsdale, Ariz.



Carlos Reyes, Pitching Coach

Carlos Reyes joined the Royals organization as the Minor League Rehab Coach in 2008 and will serve as a Surprise Pitching Coach in 2009. Reyes was a pitching coach in the Yankees organization from 2005-07. He pitched professionally for 13 seasons, including 8 years at the big league level with the A's (1994-97), Padres (1998, 1999, 2000), Red Sox (1998), Phillies (2000) and Rays (2003). Reyes compiled a 20-36 record with a 4.66 ERA in 283 Major League appearances. He attended Florida Southern College before being signed by the Braves in 1991. Born in Miami, Fla., Reyes currently resides in Peoria, Ariz., with his wife, Annalee, and their children, Quinn, Chelsea and Taylor.



Kenny Munoz, Hitting Coach/Area Scout

Kenny Munoz, who has and will continue to serve the Royals as an area scout in the southwestern portion of the United States, will add Hitting Coach for the Surprise Royals to his duties in 2009. Munoz joined the Kansas City organization as an area scout in 2007. Munoz played collegiately at George Mason University in the early 90s before coaching at the high school and collegiate level after graduating from George Mason in 1993. A native of New York, Munoz now resides in Phoenix, Ariz.



Tony Medina, Trainer/Latin American Training Coordinator

Tony Medina begins his sixth season as trainer for the club's Arizona League affiliate in 2009 and will also serve as the Latin American Training Coordinator. Medina served as the trainer for the Dominican Republic in the 2006 and 2009 World Baseball Classic and was named 2006 and 2008 Arizona League Trainer of the Year. Prior to his time with the Royals, he worked as the Minor League Athletic Trainer for the Atlanta Braves, responsible for the medical care for all players of extended Spring Training and Gulf Coast affiliates. Medina has an extensive background in the athletic training field, working for both athletic teams as well as hospitals and clinics. He received his undergraduate degree in biology with a concentration in athletic

training from Emporia State University and earned his master's degree in exercise science from the University of Nebraska at Omaha. He resides in Omaha, Neb.



Shawn Hicks, Strength and Conditioning Coach

Shawn Hicks joins the Royals organization as the strength and conditioning coach for Surprise in 2009. He has worked with all levels of players and served as an Assistant Strength and Conditioning Coach in the Atlanta Braves organization from 2006-08. Hicks graduated from Mount Olive College in 2004. Hicks and his wife, Noelle, were married October 10, 2008, and reside in Goldsboro, N.C.

The Surprise Royals finished 6th in the Arizona League with a 23-33 record...they tied for fourth in the first half with a 15-13 mark...the second half was a struggle as the Royals finished 8-20...Michael Montgomery, Kansas City's supplemental first-round selection in the 2008 June Free Agent Draft, earned Pitcher of the Year honors...Montgomery went 2-1 with a 1.69 ERA over 42.2 IP while holding opponents to a .211 average...following the season, he was named the Arizona League's top prospect by Baseball America...Jose Bonilla was named Player of the Year...he led the club in home runs and RBI while batting .357 in 34 games...infielder Deivy Batista was named to the League's Postseason All-Star team...he batted .317, a 74-point improvement from his 2007 season with the Dominican Royals.

Batting

PLAYER	AVG.	G	AB	R	H	2B	3B	HR	RBI	SH	SF	HP	BB	SO	SB	CS	E
Batista, Deivy	.317	49	161	37	51	12	2	3	21	0	0	2	15	32	9	9	2
Beltre, Geulini	.188	23	96	11	18	3	0	1	3	0	0	0	6	33	6	1	0
Bonilla, Jose	.357	34	112	20	40	9	3	5	24	0	0	4	5	22	5	0	4
Culver, Malcom	.192	11	26	3	5	0	0	0	0	0	0	1	3	13	1	0	1
Del Rosario, Luis	.279	52	172	26	48	8	1	2	13	2	0	1	27	44	7	11	3
Espinal, Yowil	.240	50	204	21	49	4	3	4	19	0	0	0	2	42	13	2	18
Fowler, Brandon	.273	7	11	3	3	0	0	0	1	0	1	0	4	4	1	0	0
Henriquez, Edwin	.179	46	156	20	28	5	1	0	10	1	0	3	6	30	4	6	6
Jacobo, Astin	.162	14	37	2	6	2	2	0	2	0	1	0	2	22	0	1	1
Jacobs, Nestor	.211	8	19	1	4	2	0	0	4	0	0	0	0	4	0	0	1
Jones, Travis	.188	5	16	1	3	0	0	0	1	0	0	0	3	7	0	0	0
Jose, Lifete	.261	30	92	11	24	3	1	2	17	2	1	2	10	31	6	4	9
Kuebler, Jacob	.187	35	123	13	23	4	0	1	10	1	0	1	6	23	5	1	14
Llanos, Alex	.182	54	203	20	37	8	1	0	17	2	2	3	13	63	14	4	4
Mariano, Miguel	.103	24	68	7	7	2	0	0	7	1	2	0	10	39	2	2	1
Marte, Alexis	.209	36	91	10	19	2	2	1	11	0	0	3	14	17	1	2	3
Matos, Mauricio	.269	24	78	8	21	5	0	0	7	0	1	1	1	14	0	2	2
McFadden, Warren	.333	1	3	0	1	0	0	0	0	0	0	0	0	2	0	0	0
Nilsen, James	.273	31	77	10	21	4	1	3	15	2	1	5	7	15	5	2	6
Richardson, Hilton	.474	5	19	3	9	1	0	1	2	0	0	0	1	4	0	1	1
Rodriguez, Derek	.213	39	94	13	20	3	0	1	6	2	0	1	16	31	6	3	3
Royals	.235	56	1862	240	438	77	18	24	192	13	9	27	151	492	85	51	86

Pitching

PITCHER	W-L	ERA	G	GS	CG	SHO	SV	IP	H	R	ER	HR	HB	BB	SO	WP	BK
Billó, Gregory	0-1	5.65	7	4	0	0	1	14.1	21	9	9	1	1	8	13	1	2
Bonilla, Ariel	0-1	6.06	7	0	0	0	1	16.1	23	15	11	2	1	8	9	0	2
Cuevas, Gary	3-2	5.32	12	2	0	0	0	45.2	52	30	27	2	6	26	42	10	0
Culver, Malcom	0-0	0.00	1	1	0	0	0	2.0	1	0	0	0	0	0	0	0	0
De La Cruz, Deybi	5-3	4.74	12	5	0	0	0	49.1	53	28	26	2	0	14	50	5	1
De La Cruz, Julio	0-0	2.08	5	2	0	0	0	4.1	5	1	1	0	1	1	2	1	0
Feickert, Casey	0-1	13.50	12	0	0	0	1	13.1	28	21	20	0	0	9	5	2	0
Fisher, Brent	0-2	1.93	4	4	0	0	0	9.1	8	4	2	0	0	4	8	1	0
Fortuna, Carlos	2-2	5.82	11	5	0	0	0	38.2	39	26	25	5	4	19	41	5	0
Garrido, Santiago	0-1	5.49	7	0	0	0	0	19.2	20	15	12	0	3	9	8	6	0
Hamulack, Tim	0-1	4.50	3	0	0	0	0	4.0	4	2	2	0	0	1	4	1	0
Hentges, Chase	1-1	4.11	12	0	0	0	2	15.1	19	8	7	0	3	3	11	4	1
Hodge Nielsen, Peter	0-4	9.79	11	6	0	0	0	30.1	47	43	33	0	2	31	14	8	0
Liotta, Ray	0-0	0.96	4	3	0	0	0	9.1	7	1	1	0	0	1	10	0	0
Martinez, Angel	0-1	7.71	10	1	0	0	0	14.0	22	17	12	3	3	7	14	0	1
Montgomery, Michael	2-1	1.69	12	9	0	0	0	42.2	31	12	8	2	1	12	34	4	0
Musser, Neal	0-1	3.38	3	3	0	0	0	2.2	3	1	1	0	0	0	6	0	0
Perez, Leondy	1-2	2.53	12	1	0	0	1	42.2	38	19	12	2	0	16	46	6	0
Peterson, Matt	0-0	5.40	2	1	0	0	0	1.2	4	2	1	0	0	0	3	0	0
Richardson, Brett	3-0	1.37	14	0	0	0	4	19.2	18	7	3	0	0	3	9	3	0
Ruhlman, Josh	2-2	3.00	11	0	0	0	2	15.0	17	8	5	0	1	2	19	2	0
Sample, Tyler	0-5	9.00	10	8	0	0	0	27.0	30	36	27	0	2	29	39	5	2
Sirrett, Onassis	3-2	3.05	12	1	0	0	1	41.1	45	21	14	1	1	6	28	8	0
Smith, Jace	1-0	1.15	13	0	0	0	2	15.2	15	4	2	0	1	4	13	1	0
Theis, Jacob	0-0	27.00	1	0	0	0	0	0.1	4	1	1	0	0	0	0	0	0
Royals	23-33	4.75	56	56	0	2	15	494.2	554	331	261	20	30	213	428	73	9



2009 DOMINICAN ROYALS



Rookie (Dominican Summer League)
Operations Manager: Alvin Cuevas

La Corcovada Guerra, Santo Domingo Este,
Dominican Republic
2008 Results: 35-33, T-4th in Boca Chica North Division



Victor Baez, Dominican Academy Field Coordinator

Victor Baez is in his third season in the Royals organization as the Dominican Academy Field Coordinator in 2009. He had worked as a Field Coordinator for the Los Angeles Dodgers Dominican complex from 2004-2006. Prior to that, he served as a pitching coach for the Dodgers Dominican League team from 2000-2003. He also served the Dodgers as a player, scout and pitching coach at the rookie level. Baez was born in Santiago, Dominican Republic, but now resides in Santo Domingo.



Jose Mejia, Manager

Jose Mejia will be in his third season managing the Royals Dominican squad after working the previous seven seasons in the Los Angeles Dodgers organization. Mejia served as a coach on the Dodgers Dominican Summer League team in Santo Domingo. Mejia originally signed with Los Angeles as a player in 1993 and played for four seasons in the minor leagues in the Dodgers and Braves systems. He resides in Santo Domingo, DR.



Rafael Roque, Pitching Coach

Rafael Roque joined the Royals organization in 2007 as pitching coach for the Dominican Summer League team. Roque most recently served as a pitching coach for Lacey in the Dominican Winter Leagues. He had a 14-year professional pitching career, making 56 career Major League appearances for the Brewers from 1998-2000. The lefty was 5-8 in his career with a 5.36 ERA. He and his wife, Soribel, have a son, Rafael, and reside in Santo Domingo, DR.



Larry Sutton, Hitting Coach

Former Major Leaguer Larry Sutton, who played for parts of seven seasons with the Royals, Cardinals, Athletics and Marlins, will serve his second season as hitting coach. Sutton wrapped up his playing career with three-year stint in Korea, leading the league with 35 homers in 2005. A 21st round pick of the Royals in 1992 out of the University of Illinois, Sutton hit .236 with 12 home runs in 252 career Major League games. Sutton resides in Overland Park, Kan., with his wife, Monica, and twin daughters, Sophia and Isabella.



Ramon Martinez, Infield Coach

Ramon Martinez will work as an infield coach for the Dominican Royals in 2009. Martinez has served as a Royals part-time scout in the Dominican Republic since 2004. Martinez played 9 seasons in the minor leagues with the Pirates and Marlins organization and was on the Marlins Major League roster from 1993-1995. His brother, Jose, pitched for several years, including making 4 appearances for the San Diego Padres in 1994. He resides in Villa Gonzalez, DR.



Onil Joseph, Outfield Coach

Onil Joseph, who wrapped up an eight-year playing career in the Royals organization in 2007, will serve the Dominican Royals as an outfield coach in 2009. Joseph, who originally signed as a non-drafted free agent with the Braves in 2000, stole 146 bases over his career. The right-handed batter and thrower was born and resides in San Pedro de Macoris, Dominican Republic.



Other coaches on Staff:

Martin Berroa, Trainer
 Luis Montalve, Advisor
 Guarionex Perez, Strength and Conditioning Coach
 Raymundo Sido, Assistant Strength and Conditioning Coach

The Royals Dominican Summer League team went 35-33, which placed them in a tie for fourth in the 12-team DSL Boca Chica South Division...Willian Avinazar, a first-year pro from Venezuela, compiled a 8-2 record with a 2.37 ERA and 56 strikeouts to earn DSL Royals Pitcher of the Year honors...relievers Geronimo Batista and Omar Gomez each won 5 games...Henry Moreno, a catcher and first baseman, was named DSL Royals Player of the Year... Moreno led the team with a .314 average, 20 doubles, and 41 RBI...infielder Victor Soto batted .295 with 33 RBI and a team-leading 31 stolen bases.

Batting

PLAYER	AVG	G	AB	R	H	2B	3B	HR	RBI	SH	SF	HP	BB	SO	SB	CS	E
Alcantara, Ysmelin	.239	29	67	8	16	1	2	1	11	0	1	1	5	28	1	1	6
Alvarez, Jhonson	.205	20	39	8	8	0	0	0	2	0	0	1	8	10	0	1	4
Cabrera, Santos	.273	48	143	18	39	3	1	1	23	2	3	4	15	24	9	6	3
Carmona, Samuel	.220	21	59	8	13	2	0	0	5	0	0	2	10	19	0	0	6
Escobar, Edul	.250	43	128	17	32	4	1	1	18	1	1	4	21	32	1	1	9
Figueroa, Yuniór	.304	61	224	42	68	14	0	2	27	4	0	3	16	29	6	1	9
Fortuna, Juan	.244	48	131	18	32	6	0	0	15	1	1	6	26	29	4	1	6
Lantigua, Roberto	.210	40	119	29	25	4	0	0	10	2	0	2	38	29	11	5	12
Mariano, Miguel	.275	33	109	15	30	7	5	2	21	0	0	1	26	30	6	5	1
Martínez, Adrián	.245	55	188	34	46	6	0	0	27	2	2	4	31	32	12	6	15
Moreno, Henry	.314	53	169	22	53	20	3	2	41	0	0	0	28	26	2	0	2
Pereira, Vicni	.179	52	151	20	27	5	1	0	15	0	1	2	23	49	4	0	1
Piterson, Luis	.256	50	180	29	46	9	0	0	31	5	1	5	18	20	11	2	5
Polonia, Juan	.190	41	100	25	19	2	2	0	4	4	0	3	15	39	15	4	2
Rosario, George	.110	47	109	12	12	2	2	0	6	2	1	5	7	43	5	1	2
Sanchez, Williams	.182	22	66	4	12	2	0	0	3	0	0	2	5	13	2	0	3
Soto, Victor	.295	58	173	37	51	10	3	0	33	3	1	8	26	31	31	7	8
Wilmore, Juan	.238	38	101	16	24	4	1	0	9	1	1	0	12	29	8	1	6
Royals	.245	69	2256	362	553	101	21	9	301	27	13	53	330	512	128	42	120

Pitching

PITCHER	W-L	ERA	G	GS	CG	SHO	SV	IP	H	R	ER	HR	HB	BB	SO	WP	BK
Amador, Ezequiel	2-5	4.42	17	8	0	0	3	55.0	61	38	27	2	3	35	48	5	2
Avinazar, Willian	8-2	2.37	14	14	0	0	0	68.1	51	20	18	1	6	19	56	6	0
Batista, Geronimo	5-2	3.75	17	0	0	0	3	36.0	32	20	15	2	7	15	26	7	0
Breton, Roque	0-1	5.40	10	1	0	0	1	28.1	36	24	17	2	4	17	20	7	1
Castillo, Domingo	0-1	2.92	6	1	0	0	0	12.1	9	10	4	0	1	12	12	1	1
De La Rosa, Starling	1-4	4.74	17	1	0	0	2	24.2	17	15	13	0	6	27	32	10	0
García, Ángel	2-2	1.57	20	1	0	0	2	34.1	23	12	6	1	6	25	37	5	2
García, Juan	0-5	3.82	13	2	0	0	3	30.2	31	19	13	0	2	14	23	3	0
Gomez, Leo	0-2	5.68	6	5	0	0	0	19.0	24	12	12	1	1	9	10	1	0
Gomez, Omar	5-0	2.88	13	1	0	0	0	34.1	27	16	11	0	1	27	34	4	3
Nina, Aroní	0-0	6.00	7	0	0	0	0	12.0	11	11	8	1	3	12	10	6	0
Núñez, Edgar	0-0	4.50	4	0	0	0	0	6.0	5	4	3	0	2	10	3	1	0
Ramírez, Abraham	0-0	3.38	2	0	0	0	0	2.2	1	2	1	0	1	6	3	1	0
Rodríguez, Freddy	3-3	2.59	15	7	0	0	1	62.2	57	26	18	3	0	14	32	6	0
Rodríguez, Jonathan	0-1	2.92	10	1	0	0	1	24.2	27	10	8	0	3	6	17	7	1
Santiago, Leonel	3-1	2.97	13	11	0	0	0	57.2	52	30	19	0	4	25	37	4	0
Violi, Willer	2-3	4.75	10	8	0	0	0	36.0	39	29	19	1	8	16	33	13	0
Yambati, Robinson	4-1	3.09	14	8	0	0	0	55.1	49	27	19	0	8	16	40	8	1
Royals	35-33	3.47	69	69	0	8	16	600.0	552	325	231	14	66	305	473	95	11



KC AFFILIATES (1968-PRESENT)

24 Combined League Championships

- current affiliates in bold

Affiliate Name	Years	Location	Class	League	Championships
Corning Royals	1968-69	Corning, NY	A	New York-Penn	-
Dubuque	1968	Dubuque, IA	A	Midwest	-
Hi-Toms	1968-69	High Point, NC	A	Carolina	1968
Sarasota Royals	1968, 72-78, 82-87	Sarasota, FL	R	Florida Instructional	-
*Omaha Royals	1969-98, 2002-current	Omaha, NE	AAA	American Assoc., Pacific Coast	1969, 70, 78, 90
Waterloo Hawks	1969-70	Waterloo, IA	A	Midwest	-
Waterloo Royals	1971-76	Waterloo, IA	A	Midwest	1975, 76
Winnipeg Goldeyes	1969	Winnipeg, Canada	A	Northern	-
Kingsport Royals	1969-73	Kingsport, TN	R	Appalachian	1973
@Arizona Royals	1969, 2003-2007	Phx, Surprise, AZ	R	Arizona	2003
Florida Royals	1969, 71, 81-84	Sarasota-Ft. Myers, FL	R	Florida Instructional/Gulf Coast	1971
Elmira Pioneers	1970-71	Elmira, NY	AA	Eastern	1971
San Jose Royal-Bees	1970-74	San Jose, CA	A	California	-
Billings Mustangs	1970-73	Billings, MT	R	Pioneer	1973
Academy Royals	1971, 74	Sarasota, FL	R	Gulf Coast	1971
Academy Royals	1971	Sarasota, FL	R	Florida Instructional	-
Jacksonville Suns	1972-83	Jacksonville, FL	AA	Southern	-
Daytona Islanders	1977	Daytona Beach, FL	A	Florida State	-
Fort Myers Royals	1978-87	Fort Myers, FL	A	Florida State	1985
Sarasota Blues	1979-81	Sarasota, FL	R	Gulf Coast	-
Sarasota Golds	1979-81	Sarasota, FL	R	Gulf Coast	-
Charleston Royals	1980-84	Charleston, SC	A	South Atlantic	-
Butte Copper Kings	1982-83	Butte, MT	R	Pioneer	-
Memphis Chicks	1984-94	Memphis, TN	AA	Southern	1991
*Eugene Emeralds	1984-94	Eugene, OR	A	Northwest	-
Appleton Foxes	1987-92	Appleton, WI	A	Midwest	-
Virginia Generals	1988	Hampton, VA	A	Carolina	-
#Baseball City Royals	1988-92	Haines City, FL	A	Florida State	-
#Boardwalk Royals	1988-89	Haines City, FL	R	Gulf Coast	-
Salcedo Royals	1989-2006	Salcedo, DR	R	Summer Dominican	-
%Gulf Coast Royals	1990-2002	Davenport, FL	R	Gulf Coast	1992, 95
Wilmington Blue Rocks	1993-2004, 07-current	Wilmington, DE	A	Carolina	1994, 96, 98, 99
Rockford Royals	1993-94	Rockford, IL	A	Midwest	-
Wichita Wranglers	1995-2007	Wichita, KS	AA	Texas	1999
Sultans of Springfield	1995	Springfield, IL	A	Midwest	-
Spokane Indians	1995-2002	Spokane, WA	A	Northwest	1999
Lansing Lugnuts	1996-98	Lansing, MI	A	Midwest	-
Omaha Golden Spikes	1999-2001	Omaha, NE	AAA	Pacific Coast	-
Charleston Alley Cats	1999-2000	Charleston, WV	A	South Atlantic	-
Burlington Bees	1986, 2001-current	Burlington, IA	A	Midwest	2008
Idaho Falls Chukars	2004-current	Idaho Falls, ID	R	Pioneer	-
High Desert Mavericks	2005-06	Adelanto, CA	A	California	-
Burlington Royals	2007-current	Burlington, NC	R	Appalachian	-
Dominican Royals	2007-current	La Corcovada Guerra	R	Summer Dominican	-
NW Arkansas Naturals	2008-current	Springdale, AR	AA	Texas	-
Surprise Royals	2008-current	Surprise, AZ	R	Arizona	-

* - Entered Pacific Coast League in 1998, renamed Golden Spikes from 1999-2001

@ - the Royals had two Arizona rookie squads in 2003, became Surprise Royals in 2008

- Spent 1989 in Baseball City, FL

~ - Was classified as a Rookie team in 1984-85

% - Ft. Myers, Florida from 1993-98



2009 ROYALS MINOR LEAGUE BIOS

(*Led league, + Tied for league lead)

Juan De Dios Abreu, RHP

Ht.: 6-0; Wt.: 170; Bats: Right; Throws: Right
Resides: San Francisco de Marcoris, DR
Signed By: Pedro Silverio

Born: 4-8-85 in San Francisco de Marcoris, DR
Opening Day Age: 23

Acquired: Signed as a non-drafted free agent, 7-9-03

Year	Club	W-L	ERA	G	GS	CG	SHO	SV	IP	H	R	ER	HR	HB	BB	SO	WP	BK
2003	Dominican Royals	0-2	2.25	5	2	0	0	0	16.0	16	12	4	0	3	7	10	1	0
2004	Dominican Royals	2-1	4.06	9	7	0	0	0	31.0	22	15	14	0	3	20	33	1	0
2005	Surprise Royals	2-5	6.88	14	13	0	0	0	52.1	72	49	40	4	6	27	52	10	0
2006	Idaho Falls	4-2	5.76	20	0	0	0	2	50.0	39	34	32	4	5	35	57	12	0
2007									(Injured - Did Not Pitch)									
2008	Burlington (A)	4-4	3.66	22	4	0	0	7	76.1	59	40	31	6	4	42	104	5	3
Minor League Totals		12-14	4.83	70	26	0	0	9	225.2	208	150	121	14	21	131	256	29	2

Ysmelin Ysidro Alcantara, OF

Ht.: 6-2; Wt.: 180; Bats: Right; Throws: Right
Resides: San Juan de la Maguana, DR
Signed By: Edis Perez, Andres Lopez

Born: 5-13-90 in San Juan de la Maguana, DR
Opening Day Age: 18

Acquired: Signed as a non-drafted free agent, 7-12-07

Year	Club	AVG	G	AB	R	H	2B	3B	HR	RBI	SH	SF	HP	BB	SO	SB	CS	E
2008	Dominican Royals	.239	29	67	8	16	1	2	1	11	0	1	1	5	28	1	1	6

Cory J. Aldridge, OF

Ht.: 6-0; Wt.: 223; Bats: Left; Throws: Right
Resides: Jonesboro, Ga.
Signed By: Brian Kohlhehn (Braves)

Born: 6-13-79 in San Angelo, Tex.
Opening Day Age: 29

Acquired: Signed as a minor league free agent, 7-3-08

Career Notes: Graduated Abilene (Texas) Cooper High in 1997...selected by Atlanta in the 4th round of the 1997 draft...named to the Carolina League midseason All-Star team in 2000...had surgery on his right shoulder and missed most of the 2002 season...led Greenville (AA) in homers with 16 in 2003...tied for the Royals minor league lead in home runs in 2005.

Year	Club	AVG	G	AB	R	H	2B	3B	HR	RBI	SH	SF	HP	BB	SO	SB	CS	E
1997	Gulf Coast Braves	.278	46	169	26	47	8	1	3	37	0	0	1	14	37	1	0	1
1998	Danville	.294	60	214	37	63	16	1	3	33	1	1	2	29	48	16	2	3
1999	Macon	.251	124	443	48	111	19	4	12	65	1	5	6	33	123	9	6	7
2000	Myrtle Beach	.249	109	401	51	100	18	5	15	64	0	9	1	33	118	10	5	4
2001	Greenville	.246	131	452	57	111	19	2	19	56	0	3	5	48	139	12	6	8
2002	ATLANTA	.000	8	5	1	0	0	0	0	0	0	0	0	4	0	0	0	0
2002	Gulf Coast Braves	.288	17	59	10	17	5	3	3	13	0	1	0	11	17	0	0	0
2003	Greenville	.234	127	448	55	105	20	2	16	49	0	4	5	37	134	11	3	6
2004	Greenville	.242	39	132	17	32	5	2	2	13	0	0	0	6	47	1	2	1
	Wichita	.239	79	280	49	67	12	5	18	45	1	2	4	41	87	9	7	3
2005	Wichita	.271	98	388	66	105	20	4	27	77	1	3	2	29	94	9	4	3
	Omaha	.195	24	82	8	16	4	0	3	7	0	0	0	6	28	4	0	0
2006	Norfolk	.157	26	83	2	13	2	0	0	6	1	2	0	2	31	3	0	0
	Birmingham	.287	84	293	34	84	17	4	4	30	0	4	2	29	85	7	6	2
2007	Birmingham	.259	124	421	60	109	33	5	9	58	0	6	3	70	117	4	3	0
2008	Newark (Ind.)	.365	62	230	43	84	17	4	7	54	0	3	0	33	49	0	0	0
	Northwest Arkansas	.269	49	167	23	45	6	1	10	40	1	2	0	25	37	2	4	1
Minor League Totals		.254	1137	4032	543	1025	204	39	144	593	6	42	31	413	1142	98	48	39
Independent Totals		.365	62	230	43	84	17	4	7	54	0	3	0	33	49	0	0	0
Major League Totals		.000	8	5	1	0	0	0	0	0	0	0	0	4	0	0	0	0

John Daniel Alfaro, INF

Ht.: 5-10; Wt.: 175; Bats: Right; Throws: Right
Resides: Fort Worth, Tex.
Signed By: Brian Rhees

Born: 4-28-88 in Fort Worth, Tex.
Opening Day Age: 20

Acquired: Selected in the 9th round of the 2008 June Free Agent Draft

Career Notes: Graduated from Western Hills High in Fort Worth, Tex., 2006...attended Grayson County College in Denison, Tex...led Grayson to the 2008 NJCAA Division I Championship...won MVP honors in the NJCAA World Series by batting .476 with 14 RBI...played at Idaho Falls in 2008...finished among the Pioneer League leaders in RBI (4th), doubles (T5th), triples (T6th), and slugging percentage (10th)...his brother, Jason, played professional baseball from 1997 to 2007, including a brief appearance with the Astros in 2004.

Year	Club	AVG	G	AB	R	H	2B	3B	HR	RBI	SH	SF	HP	BB	SO	SB	CS	E
2008	Idaho Falls	.266	59	248	41	66	22	5	9	55	2	2	3	10	72	9	2	15

Jhonson J. Alvarez, C

Ht.: 6-2; Wt.: 180; Bats: Right; Throws: Right
Resides: Caracas, Venezuela
Signed By: Juan Indriago

Born: 1-2-90 in Caracas, Venezuela
Opening Day Age: 19

Acquired: Signed as a non-drafted free agent, 5-15-07

Year	Club	AVG	G	AB	R	H	2B	3B	HR	RBI	SH	SF	HP	BB	SO	SB	CS	E
2007	Dominican Royals	.167	20	48	1	8	4	0	0	4	2	0	1	2	13	0	0	2
2008	Dominican Royals	.205	20	39	8	8	0	0	0	2	0	0	1	8	10	0	1	4
Minor League Totals		.184	40	87	9	16	4	0	0	6	2	0	2	10	23	0	1	6

ROYALS

REVIEW

HISTORY

RECORDS

OPPONENTS

SCOUTING/PLAYER DEV.

MEDIA & MISC.



MINOR LEAGUE BIOS (CONT.)

Ezequiel Amador, RHP

Ht.: 6-1; Wt.: 155; Bats: Right; Throws: Right
Resides: Azua, D.R.

Born: 7-26-88 in Azua, D.R.
Opening Day Age: 20

Signed By: Edis Perez, Orlando Estevez
Acquired: Signed as a non-drafted free agent, 11-26-07

Year	Club	W-L	ERA	G	GS	CG	SHO	SV	IP	H	R	ER	HR	HB	BB	SO	WP	BK
2008	Dominican Royals	2-5	4.42	17	8	0	0	3	55.0	61	38	27	2	3	35	48	5	2

Julio Jafet Aparicio, OF

Ht.: 6-2; Wt.: 175; Bats: Right; Throws: Right
Resides: Santiago, Veraguas, Panama

Born: 1-4-90 in Panama
Opening Day Age: 19

Signed By: Ricardo Ortiz
Acquired: Signed as a non-drafted free agent, 1-16-07

Year	Club	AVG	G	AB	R	2B	3B	HR	RBI	SH	SF	HP	BB	SO	SB	CS	E	
2007	Dominican Royals	.216	53	185	22	40	8	3	2	24	0	2	2	15	40	2	6	5
2008	Burlington (R)	.252	57	218	32	55	8	1	2	27	0	2	3	15	66	7	4	3
Minor League Totals		.236	110	403	54	95	16	4	4	51	0	4	5	30	106	9	10	8

Carlos Francisco Arias, RHP

Ht.: 6-2; Wt.: 178; Bats: Right; Throws: Right
Resides: Bani, D.R.

Born: 7-4-85 in San Cristobal, D.R.
Opening Day Age: 23

Signed By: Jesus Mendoza (Indians)
Acquired: Selected from the Cleveland Indians (Mahoning Valley Roster) in the Triple-A Phase of the Rule 5 Draft, 12-11-08
Career Notes: Originally signed by the Indians as a non-drafted free agent, 7-22-04.

Year	Club	W-L	ERA	G	GS	CG	SHO	SV	IP	H	R	ER	HR	HB	BB	SO	WP	BK
2004	Dominican Indians	0-0	3.66	13	0	0	0	0	19.2	21	11	8	0	2	10	14	2	0
	Dominican Indians2	0-0	0.00	4	1	0	0	0	5.1	3	2	0	0	0	4	3	0	0
2005	Dominican Indians	1-4	4.10	19	1	0	0	0	41.2	53	33	19	1	10	21	18	7	0
2006	Dominican Indians	4-3	5.44	18	0	0	0	3	46.1	49	34	28	6	2	12	32	9	0
2007	Gulf Coast Indians	0-1	4.35	16	0	0	0	4	20.2	16	10	10	2	2	5	17	0	1
2008	Mahoning Valley	1-2	3.41	22	0	0	0	0	29.0	30	13	11	3	2	14	38	5	1
Minor League Totals		6-10	4.20	92	2	0	0	7	162.2	172	103	76	12	18	66	122	23	2

Alonzo Gregory (Greg) Atencio, RHP

Ht.: 6-2; Wt.: 190; Bats: Right; Throws: Right
Resides: Albuquerque, N.M.

Born: 7-15-81 in Phoenix, Ariz.
Opening Day Age: 27

Signed By: Mike Brown
Acquired: Selected in 10th round of 2002 June Free Agent Draft
Career Notes: Graduated from El Dorado (Albuquerque, N.M.) High, 2000 and from Lamar (Colo.) Community College, 2002...also attended the University of New Mexico...was a member of back-to-back state champion high school baseball teams...went 10-0 with a 2.06 ERA and led Lamar CC to a 59-5 record and a trip to the NJCAA World Series in 2002...learned with Justin Taylor to pitch Spokane's 1st no-hitter since 1993 in a 14-0 win over the Yakima Bears on Sept. 3, 2002...equalled a Burlington franchise record by making 28 starts in 2004...tied for the Midwest League lead in losses...began 2005 season at Burlington and was promoted to High Desert on July 3...missed 3 weeks at Burlington with a broken bone in his right foot...rated as having the Best Slider in the Royals organization by Baseball America entering the 2006 season.

Year	Club	W-L	ERA	G	GS	CG	SHO	SV	IP	H	R	ER	HR	HB	BB	SO	WP	BK
2002	Spokane	4-7	6.07	14	12	0	0	0	59.1	70	45	40	8	10	16	35	8	1
2003	Surprise Royals	2-5	3.91	12	12	0	0	0	71.1	62	40	31	4	6	17	62	1	3
	Burlington (A)	0-1	12.38	2	0	0	0	0	8.0	15	12	11	3	2	5	7	4	0
2004	Burlington (A)	7-14	5.60	28	28	0	0	0	149.1	157	109	93	12	12	68	118	11	2
2005	Burlington (A)	5-2	4.15	17	2	0	0	0	43.1	33	22	20	0	7	18	40	7	0
	High Desert	3-1	5.65	19	1	0	0	0	36.2	43	28	23	4	4	24	36	7	1
2006	High Desert	2-0	3.86	13	0	0	0	4	16.1	13	7	7	0	0	7	16	2	0
	Wichita	0-0	18.90	2	0	0	0	0	3.1	7	7	7	1	1	4	3	0	0
2007	Wichita	4-7	5.29	32	11	1	0	0	100.1	110	67	59	11	3	41	77	11	1
	Omaha	0-0	4.85	4	0	0	0	0	13.0	15	7	7	2	0	5	11	3	0
2008	Northwest Arkansas	3-3	3.81	27	0	0	0	3	54.1	44	29	23	4	3	25	63	6	1
	Omaha	1-1	3.24	9	0	0	0	1	25.0	25	9	9	0	1	11	22	2	0
Minor League Totals		31-41	5.12	179	66	1	0	8	580.1	594	382	330	49	49	241	490	62	9

Joseph Francis (Joe) Augustine, RHP

Ht.: 6-3; Wt.: 215; Bats: Right; Throws: Right
Resides: Highland Park, N.J.

Born: 1-18-85 in New Brunswick, N.J.
Opening Day Age: 24

Signed By: Sean Rooney
Acquired: Signed as a non-drafted free agent on 6-9-07
Career Notes: Graduated from Highland Park (N.J.) High in 2003...attended Kean University...member of the 2007 NCAA Division III National Championship team...earned a complete-game victory in the second round of the Division III World Series...named College Baseball Pitcher of the Year by the New Jersey Sports Writers Association...also named 2007 ABCA/Rawlings First Team All-American...went 25-7 with 14 complete games in his career...4 wins at Burlington in 2007 tied for the team lead...led Burlington (A) in saves in 2008.

Year	Club	W-L	ERA	G	GS	CG	SHO	SV	IP	H	R	ER	HR	HB	BB	SO	WP	BK
2007	Burlington (R)	4-1	2.36	11	6	0	0	0	45.2	31	17	12	5	2	9	27	1	0
2008	Burlington (A)	4-2	3.77	28	5	0	0	9	105.0	106	57	44	10	1	34	85	5	0
Minor League Totals		8-3	3.35	39	11	0	0	9	150.2	137	74	56	15	3	43	112	6	0

MINOR LEAGUE BIOS (CONT.)



William Alejandro Avinazar, RHP

Ht.: 6-4; Wt.: 195; Bats: Right; Throws: Right

Resides: Valencia, Venezuela

Signed By: Richard Castro

Acquired: Signed as a non-drafted free agent, 1-15-08

Career Notes: Earned Dominican Royals Pitcher of the Year honors in 2008...finished in a tie for second in the league in wins.

Year	Club	W-L	ERA	G	GS	CG	SHO	SV	IP	H	R	ER	HR	HB	BB	SO	WP	BK
2008	Dominican Royals	8-2	2.37	14	14	0	0	0	68.1	51	20	18	1	6	19	56	6	0

Angel Luis Baez, RHP

Ht.: 6-3; Wt.: 196; Bats: Right; Throws: Right

Resides: Juan Baron, DR

Signed By: Edis Perez

Acquired: Signed as a non-drafted free agent, 7-21-08

Born: 2-14-91 in Juan Baron, DR

Opening Day Age: 18

Year	Club	W-L	ERA	G	GS	CG	SHO	SV	IP	H	R	ER	HR	HB	BB	SO	WP	BK
(2009 will be his 1st year in professional baseball)																		

Jonathan Ernesto Baez, INF

Ht.: 5-11; Wt.: 165; Bats: Switch; Throws: Right

Resides: Brisa Huastuma, DR

Signed By: Edis Perez

Acquired: Signed as a non-drafted free agent, 12-5-08

Born: 6-1-92 in Bani, DR

Opening Day Age: 16

Year	Club	AVG	G	AB	R	H	2B	3B	HR	RBI	SH	SF	HP	BB	SO	SB	CS	E
(2009 will be his 1st year in professional baseball)																		

Manauris Baez, RHP

Ht.: 5-11; Wt.: 182; Bats: Switch; Throws: Right

Resides: Santiago, DR

Signed By: Yankees

Acquired: Signed as a minor league free agent, 3-7-08

Career Notes: Signed with the New York Yankees as a non-drafted free agent, 2-2-06...split the 2006 season between New York's two DSL teams...released by the Yankees on 5-30-07...converted to pitcher for the 2008 season.

Year	Club	AVG	G	AB	R	H	2B	3B	HR	RBI	SH	SF	HP	BB	SO	SB	CS	E
2006	Dominican Yankees	.268	39	138	21	37	9	0	1	21	1	1	1	12	30	1	0	2
	Dominican Yankees	.222	8	27	5	6	1	0	0	1	0	0	1	2	7	1	0	4
Minor League Totals		.261	47	165	26	43	10	0	1	22	1	1	2	14	37	2	0	6
Year	Club	W-L	ERA	G	GS	CG	SHO	SV	IP	H	R	ER	HR	HB	BB	SO	WP	BK
2008	Burlington (R)	2-2	2.89	15	3	0	0	1	37.1	30	15	12	4	2	10	35	2	0

Deivy Alejandro Batista, INF

Ht.: 5-11; Wt.: 150; Bats: Right; Throws: Right

Resides: Santiago, DR

Signed By: Royals

Acquired: Signed as a non-drafted free agent, 3-20-07

Career Notes: Ranked among the Arizona League leaders in runs (8th), doubles (T8th), and average (9th) in 2008.

Year	Club	AVG	G	AB	R	H	2B	3B	HR	RBI	SH	SF	HP	BB	SO	SB	CS	E
2007	Dominican Royals	.243	62	206	31	50	9	3	1	26	2	1	2	29	33	8	5	11
2008	Surprise Royals	.317	49	161	37	51	12	2	3	21	0	0	2	15	32	9	9	2
Minor League Totals		.275	111	367	68	101	21	5	4	47	2	1	4	44	65	17	14	13

Geronimo Nicolas Batista, RHP

Ht.: 6-3; Wt.: 180; Bats: Right; Throws: Right

Resides: Puerto Plata, DR

Signed By: Fausto Morel

Acquired: Signed as a non-drafted free agent, 2-9-07

Career Notes: Batted .143 (1-for-7) in two games for the Dominican Royals in 2007, but did not pitch.

Year	Club	W-L	ERA	G	GS	CG	SHO	SV	IP	H	R	ER	HR	HB	BB	SO	WP	BK	
2007	Dominican Royals	(Did Not Pitch)																	
2008	Dominican Royals	5-2	3.75	17	0	0	0	0	3	36.0	32	20	15	2	7	15	26	7	0
Minor League Totals		5-2	3.75	17	0	0	0	0	3	36.0	32	20	15	2	7	15	26	7	0

Rainier Miguel Bello, C

Ht.: 5-10; Wt.: 164; Bats: Right; Throws: Right

Resides: Bani, DR

Signed By: Edis Perez

Acquired: Signed as a non-drafted free agent, 12-10-08

Born: 6-1-92 in Bani, DR

Opening Day Age: 16

Year	Club	AVG	G	AB	R	H	2B	3B	HR	RBI	SH	SF	HP	BB	SO	SB	CS	E
(2009 will be his 1st year in professional baseball)																		

ROYALS
REVIEW
HISTORY
RECORDS
OPPONENTS

SCOUTING REPORTS & DATA

MEDIA & MISCELLANEOUS



MINOR LEAGUE BIOS (CONT.)

Geulin Antonio Beltre, INF

Ht.: 6-0; Wt.: 170; Bats: Switch; Throws: Right

Resides: Azua, DR

Signed By: Edis Perez

Acquired: Signed as a non-drafted free agent, 7-2-07

Born: 11-13-90 in Azua, DR

Opening Day Age: 18

Year	Club	AVG	G	AB	R	H	2B	3B	HR	RBI	SH	SF	HP	BB	SO	SB	CS	E
2008	Surprise Royals	.188	23	96	11	18	3	0	1	3	0	0	0	6	33	6	1	0

Jeffrey Thomas (Jeff) Bianchi, INF

Ht.: 6-0; Wt.: 175; Bats: Right; Throws: Right

Resides: Lancaster, Pa.

Signed By: Sean Rooney

Acquired: Selected in the 2nd round of 2005 June Free Agent Draft

Born: 10-5-86 in Lancaster, Pa.

Opening Day Age: 22

Career Notes: Graduated Lampeter (Pa.) High in 2005...named Gatorade Pennsylvania Player of the Year as a senior...named 1st-team All-State...was member of 2005 National High School Baseball Coaches All-District II Team...named 1st-team All-Section from 2003-2005...named MVP at the USSSA World Series in Nashville, Tenn. in 2004...named to 2005 Arizona League Postseason All-Star team...tied for 2nd in the Arizona League with 6 home runs despite playing in just 28 of the 56 games due to a back injury...rated by Baseball America as the No. 4 prospect in the Arizona League following the 2005 season...named shortstop on 2005 Topps Class A-Short Season/Rookie League All-Star team...rated as the Royals 5th-best prospect by Baseball America entering the 2006 season...also rated as the fastest baserunner...limited to just 12 games in 2006 due to shoulder surgery on a torn labrum...started 2007 in extended spring training before being assigned to Burlington...finished 2008 in a tie for 7th in the Carolina League in doubles and 10th in triples.

Year	Club	AVG	G	AB	R	H	2B	3B	HR	RBI	SH	SF	HP	BB	SO	SB	CS	E
2005	Surprise Royals	.408	28	98	29	40	7	4	6	30	0	5	3	16	22	5	2	4
2006	Surprise Royals	.429	12	42	13	18	4	0	2	6	0	1	2	9	3	1	1	1
2007	Burlington (A)	.247	99	368	43	91	19	0	2	36	1	6	3	25	72	15	4	13
2008	Wilmington	.255	104	396	57	101	34	5	10	61	4	8	3	20	95	13	4	7
Minor League Totals		.277	243	904	142	250	64	9	20	133	5	20	11	70	192	34	11	25

Brett Anthony Bigler, OF

Ht.: 6-2; Wt.: 185; Bats: Left; Throws: Left

Resides: Santa Ana, Calif.

Signed By: John Ramey and Gary Johnson

Acquired: Selected in the 7th round of the 2006 June Free Agent Draft

Born: 10-16-84 in Santa Ana, Calif.

Opening Day Age: 24

Career Notes: Graduated from Foothill High in Pleasanton, Calif...named All-Sea View League his junior season and All-Century League his senior year...holds Foothill High records with 28 steals and 34 runs scored in a season...attended University of California-Riverside...named to Louisville Slugger Freshman All-American team in 2004.

Year	Club	AVG	G	AB	R	H	2B	3B	HR	RBI	SH	SF	HP	BB	SO	SB	CS	E
2006	Idaho Falls	.276	66	210	42	58	5	0	0	24	5	0	1	39	27	20	2	4
2007	Wilmington	.259	109	328	44	85	13	2	0	29	2	1	3	*74	68	15	11	5
2008	Wilmington	.197	54	132	19	26	5	3	0	10	2	2	1	24	30	5	3	3
	Omaha	.333	17	54	8	18	4	0	1	8	1	1	1	7	11	1	1	2
Minor League Totals		.258	246	724	113	187	27	5	1	71	10	4	6	144	136	41	17	14

Joseph Morgan (Joe) Billick, C

Ht.: 6-2; Wt.: 220; Bats: Right; Throws: Right

Resides: Atlanta, Ga.

Signed By: Sean Gibbs

Acquired: Selected in the 19th round of the 2007 June Free Agent Draft

Born: 5-30-85 in Cedar Rapids, Iowa

Opening Day Age: 23

Career Notes: Graduated from Dunwoody High (Atlanta, Ga.) in 2003...attended Southern Polytechnic State University...batted .371 with 12 home runs and 64 RBI as a senior, earning 1st team all-conference status...helped team win Southern States Athletic Conference Tournament...started his career at Georgia where he was on the 2006 College World Series team.

Year	Club	AVG	G	AB	R	H	2B	3B	HR	RBI	SH	SF	HP	BB	SO	SB	CS	E
2007	Idaho Falls	.186	29	97	12	18	5	0	0	11	1	2	6	14	27	0	2	1
2008	Idaho Falls	.000	4	7	0	0	0	0	0	1	0	1	0	1	1	0	0	0
	Burlington (A)	.240	21	50	9	12	5	0	0	3	2	0	3	9	12	0	2	1
Minor League Totals		.195	54	154	21	30	10	0	0	15	3	3	9	24	40	0	4	2

Gregory A. (Greg) Billo, RHP

Ht.: 6-4; Wt.: 190; Bats: Right; Throws: Right

Resides: Orland Park, Ill.

Signed By: Steve Gossett

Acquired: Selected in the 28th round of the 2008 June Free Agent Draft

Born: 7-15-90 in Palos Heights, Ill.

Opening Day Age: 18

Career Notes: Graduated from Carl Sandburg High (Orland Park, Ill.), 2008...went 12-1 with a 1.09 ERA and 91 strikeouts as a senior to earn all-state honors.

Year	Club	W-L	ERA	G	GS	CG	SHO	SV	IP	H	R	ER	HR	HB	BB	SO	WP	BK
2008	Surprise Royals	0-1	5.65	7	4	0	0	1	14.1	21	9	9	1	1	8	13	1	2

Jerico David Blanco, OF

Ht.: 6-1; Wt.: 160; Bats: Right; Throws: Right

Resides: Caracas, Venez.

Signed By: Richard Castro, Juan Indriago

Acquired: Signed as a non-drafted free agent, 7-2-08

Born: 5-25-92 in Caracas, Venez.

Opening Day Age: 16

Year	Club	AVG	G	AB	R	H	2B	3B	HR	RBI	SH	SF	HP	BB	SO	SB	CS	E
(2009 will be his 1st year in professional baseball)																		

**Steven Boggs, OF**

Ht.: 5-10; Wt.: 170; Bats: Right; Throws: Right

Resides: San Diego, Calif.

Signed By: Rockies

Acquired: Signed as a minor league free agent, 2-4-09

Career Notes: Graduated from the University of San Diego High School and played baseball at San Diego State University...was signed as an undrafted free agent by the Colorado Rockies on June 14, 2004...played in 2007 and 2008 for Chico in Independent Golden League.

Year	Club	AVG	G	AB	R	H	2B	3B	HR	RBI	SH	SF	HP	BB	SO	SB	CS	E
2004	Casper	.221	41	149	23	33	3	0	0	23	0	0	0	21	36	14	6	-
2005	Tri-City	.261	33	115	13	30	6	0	0	8	2	0	2	15	24	0	6	1
2006	Tri-City	.204	32	93	6	19	2	0	0	8	4	0	2	11	17	4	2	0
2007	Chico (Ind.)	.296	74	335	53	99	17	0	3	45	4	2	1	18	54	17	6	2
2008	Chico (Ind.)	.296	86	371	71	110	10	1	1	39	3	0	3	34	40	27	7	3
Minor League Totals		.230	106	357	42	82	11	0	0	39	6	0	4	47	77	18	14	1
Independent League Totals		.296	160	706	124	209	27	1	4	84	7	2	4	52	94	44	13	5

Jose Rafael Bonilla, C

Ht.: 5-10; Wt.: 180; Bats: Right; Throws: Right

Resides: Santiago, DR

Signed By: Ramon Martinez

Acquired: Signed as a non-drafted free agent, 9-5-06

Career Notes: Earned Surprise Royals Player of the Year honors in 2008...placed in a tie for 6th in the league with 5 home runs.

Year	Club	AVG	G	AB	R	H	2B	3B	HR	RBI	SH	SF	HP	BB	SO	SB	CS	E
2007	Surprise Royals	.000	3	5	0	0	0	0	0	0	0	0	0	0	2	0	0	0
2008	Surprise Royals	.357	34	112	20	40	9	3	5	24	0	0	4	5	22	5	0	4
Minor League Totals		.342	37	117	20	40	9	3	5	24	0	0	4	5	22	5	0	4

Barry Lynn Bowden, RHP

Ht.: 6-2; Wt.: 205; Bats: Right; Throws: Right

Resides: Vidalia, La.

Signed By: Lonnie Goldberg

Acquired: Signed as a non-drafted free agent on 6-12-08

Career Notes: Graduated from Vidalia (La.) High, 2003...was a two-time Louisiana Class A Player of the Year...graduated from the University of Southern Mississippi, 2008...went 8-3 with a 2.12 ERA as a senior...finished with a career mark of 23-13.

Year	Club	W-L	ERA	G	GS	CG	SHO	SV	IP	H	R	ER	HR	HB	BB	SO	WP	BK
2008	Burlington (R)	3-2	1.86	20	0	0	0	7	29.0	21	7	6	2	2	12	40	3	0
2008	Burlington (A)	0-0	0.00	2	0	0	0	0	5.1	2	0	0	0	0	0	7	0	0
Minor League Totals		3-2	1.57	22	0	0	0	7	34.1	23	7	6	2	2	12	47	3	0

Anthony Stark (Tony) Bradley, LHP

Ht.: 6-3; Wt.: 205; Bats: Left; Throws: Left

Resides: Jupiter, Fla.

Signed By: Royals

Acquired: Signed as a non-drafted free agent on 6-13-07

Career Notes: Graduated from Suncoast High in Riviera Beach, Fla., 2003...attended Palm Beach Community College before enrolling at Florida Atlantic University...worked mostly in relief at FAU, where his pitching coach was former Major League pitcher Tony Fossas...named Pitcher of the Year for the Burlington Royals.

Year	Club	W-L	ERA	G	GS	CG	SHO	SV	IP	H	R	ER	HR	HB	BB	SO	WP	BK
2007	Burlington (R)	2-2	2.09	12	7	0	0	3	51.2	34	15	12	3	4	13	51	0	1
	Omaha	0-0	6.00	1	0	0	0	0	3.0	4	2	2	0	0	3	1	0	1
2008	Burlington (A)	1-4	2.14	26	0	0	0	4	42.0	32	12	10	1	7	18	35	1	0
	Omaha	0-0	16.87	2	0	0	0	0	2.2	6	5	5	0	0	4	4	0	0
	Wilmington	0-0	3.00	3	0	0	0	0	3.0	0	1	1	0	0	3	4	2	0
Minor League Totals		3-6	2.64	44	7	0	0	7	102.1	76	35	30	4	11	41	95	3	2

Roque Caonabo Breton, RHP

Ht.: 6-0; Wt.: 165; Bats: Right; Throws: Right

Resides: Santiago, DR

Signed By: Fausto Morel

Acquired: Signed as a non-drafted free agent, 2-29-08

Year	Club	W-L	ERA	G	GS	CG	SHO	SV	IP	H	R	ER	HR	HB	BB	SO	WP	BK
2008	Dominican Royals	0-1	5.40	10	1	0	0	1	28.1	36	24	17	2	4	17	20	7	1

Carson Eugene Bryant, RHP

Ht.: 6-3; Wt.: 195; Bats: Right; Throws: Right

Resides: Bakersfield, Calif.

Signed By: John Ramey

Acquired: Selected in the 25th round of the 2008 June Free Agent Draft

Career Notes: Graduated from Liberty High in Bakersfield, Calif., 2004...attended the College of Southern Idaho...originally drafted by the San Diego Padres in 2005 but did not sign...transferred to Hancock College in Santa Maria, Calif. in 2005...attended Azusa Pacific University in Azusa, Calif., 2006.

Year	Club	W-L	ERA	G	GS	CG	SHO	SV	IP	H	R	ER	HR	HB	BB	SO	WP	BK
2008	Burlington (R)	0-4	4.62	13	5	0	0	0	37.0	41	23	19	5	3	10	42	5	0

Born: 02-29-84 in San Diego, Calif.

Opening Day Age: 25

Born: 8-4-88 in Santiago, DR

Opening Day Age: 20

Born: 11-19-84 in Jackson, Miss.

Opening Day Age: 24

Born: 7-10-85 in West Palm Beach, Fla.

Opening Day Age: 23

Born: 4-18-91 in Santiago, DR

Opening Day Age: 17

Born: 6-6-86 in Bakersfield, Calif.

Opening Day Age: 22



MINOR LEAGUE BIOS (CONT.)

Brian James Buchanan, OF

Ht.: 6-4; Wt.: 220; Bats: Right; Throws: Right

Resides: Ft. Myers, Fla.

Signed By: Yankees

Acquired: Signed as a minor league free agent, 1-30-08

Career Notes: Graduated from Fairfax (Va.) High...attended University of Virginia, where he was an All-American as a junior in 1994...selected by New York Yankees in 1st round (24th overall) of 1994 draft...traded to Minnesota on Feb. 6, 1998 in the deal that sent Chuck Knoblauch to New York...recorded 1st Major League hit on May 19, 2000 off the A's Gil Heredia...recorded 1st home run on May 23, 2000 off Angels' Brian Cooper...played 2007 season with Fukuoka in Japanese Pacific League...played for Royals manager Trey Hillman at Greensboro, Tampa, and Norwich.

Born: 7-21-73 in Miami, Fla.

Opening Day Age: 35

Year	Club	AVG	G	AB	R	H	2B	3B	HR	RBI	SH	SF	HP	BB	SO	SB	CS	E
1994	Okeana	.226	50	177	28	40	9	2	4	26	0	2	6	24	53	5	3	0
1995	Greensboro	.302	23	96	19	29	3	0	3	12	0	0	1	9	17	7	1	1
1996	Tampa	.260	131	526	65	137	22	4	10	58	1	1	10	37	108	23	8	6
1997	Norwich	.309	116	470	75	145	25	2	10	69	0	6	11	32	85	11	9	8
	Columbus	.279	18	61	8	17	1	0	4	7	1	1	3	4	11	2	1	1
1998	Salt Lake	.278	133	500	74	139	29	3	17	82	1	1	9	36	90	14	2	8
1999	Salt Lake	.297	107	391	67	116	24	1	10	60	0	3	9	28	85	11	2	4
2000	Salt Lake	.297	95	364	82	108	20	1	27	103	0	11	3	41	75	5	1	4
	MINNESOTA	.232	30	82	10	19	3	0	1	8	0	2	1	8	22	0	2	0
2001	MINNESOTA	.274	69	197	28	54	12	0	10	32	0	1	2	19	58	1	1	2
2002	MINNESOTA	.252	44	135	19	34	5	1	5	15	0	0	2	6	33	2	1	0
	Edmonton	.000	1	3	0	0	0	0	0	0	0	0	0	0	0	0	0	0
	SAN DIEGO	.293	48	92	12	27	5	0	6	13	0	0	1	9	26	0	1	1
2003	SAN DIEGO	.263	115	198	29	52	10	2	8	29	0	3	3	24	51	6	2	2
2004	SAN DIEGO	.200	38	60	7	12	2	0	2	6	0	1	1	6	19	0	0	0
	Lake Elsinore	.300	4	10	1	3	2	0	0	1	0	0	1	1	3	0	0	-
	Portland	.357	12	42	9	15	8	0	2	12	0	0	1	9	7	0	0	0
	NEW YORK	.000	2	3	0	0	0	0	0	0	0	0	0	1	0	0	0	0
2005	Colorado Springs	.297	72	259	50	77	17	2	10	41	0	1	7	27	55	4	1	3
	Rochester	.316	29	114	17	36	7	0	4	16	0	0	0	7	31	0	1	1
2006	Louisville	.179	24	78	9	14	2	0	3	10	0	1	1	5	19	4	0	0
	St. Paul	.292	48	185	31	54	7	0	11	48	0	2	4	12	27	2	1	1
2007	Fukuoka (Japan)	.285	99	288	25	82	19	0	11	48	0	1	5	13	82	1	-	1
2008	Omaha	.228	64	232	36	53	11	1	8	34	0	3	4	15	54	1	1	0
	Minor League Totals	.280	879	3323	540	929	180	16	112	531	3	30	66	275	693	87	30	35
	Independent Totals	.292	48	185	31	54	7	0	11	48	0	2	4	12	27	2	1	1
	Japan Totals	.285	99	288	25	82	19	0	11	48	0	1	5	13	82	1	-	1
	Major League Totals	.258	346	767	105	198	37	3	32	103	0	7	10	73	210	9	7	5

Santos Thomas Cabrera, OF

Ht.: 5-10; Wt.: 165; Bats: Right; Throws: Right

Resides: Palenque, DR

Signed By: Edis Perez

Acquired: Signed as a non-drafted free agent, 11-27-06

Born: 1-28-90 in Palenque, DR

Opening Day Age: 19

Year	Club	AVG	G	AB	R	H	2B	3B	HR	RBI	SH	SF	HP	BB	SO	SB	CS	E
2007	Dominican Royals	.098	13	41	4	4	2	0	0	1	0	0	0	2	12	0	0	0
2008	Dominican Royals	.273	48	143	18	39	3	1	1	23	2	3	4	15	24	4	6	3
	Minor League Totals	.234	61	184	22	43	5	1	1	24	2	3	4	17	36	9	6	3

Alexander (Alex) Caldera, RHP

Ht.: 6-3; Wt.: 200; Bats: Switch; Throws: Right

Resides: El Centro, Calif.

Signed By: John Ramey, Frank Baez

Acquired: Selected in the 13th round of the 2007 June Free Agent Draft

Career Notes: Graduated from Southwest High (El Centro Calif.) in 2003...attended UC-Irvine and Citrus College before enrolling at Chaffey College in Rancho Cucamonga, Calif...went 9-2 with a 1.70 ERA to earn Foothill Conference Pitcher of the Year honors in 2007...helped Chaffey to a 43-5 mark and the Foothill Conference championship...tied for 3rd among Midwest League pitchers in wins in 2008...was 6th in innings pitched and 9th in ERA.

Born: 10-1-85 in El Centro, Calif.

Opening Day Age: 23

Year	Club	W-L	ERA	G	GS	CG	SHO	SV	IP	H	R	ER	HR	HB	BB	SO	WP	BK
2007	Burlington (R)	1-2	5.40	12	7	1	1	2	42.1	39	17	16	5	4	13	39	3	0
2008	Burlington (A)	12-6	2.89	25	25	0	0	0	149.1	141	53	48	6	6	36	120	7	0
	Minor League Totals	13-8	3.01	37	32	1	1	2	191.2	180	70	64	11	10	49	159	10	0

Keven Allen Caldwell, OF

Ht.: 5-11; Wt.: 170; Bats: Left; Throws: Left

Resides: Sumter, S.C.

Signed By: Steve Connelly

Acquired: Selected in the 12th round of the 2008 June Free Agent Draft

Career Notes: Graduated from Sumter (S.C.) High, 2006 and Spartansburg (S.C.) Methodist College, 2008...helped Sumter win the AAAA state championship in 2006...batted .345 with 13 home runs and 64 RBI as a sophomore.

Born: 3-29-88 in Sumter, S.C.

Opening Day Age: 21

Year	Club	AVG	G	AB	R	H	2B	3B	HR	RBI	SH	SF	HP	BB	SO	SB	CS	E
2008	Burlington (R)	.201	54	199	20	40	7	3	4	21	0	2	2	17	44	1	3	6

MINOR LEAGUE BIOS (CONT.)



Samuel Moises Carmona, INF

Ht.: 6-1; Wt.: 185; Bats: Right; Throws: Right
 Resides: Bani, DR
 Signed By: Danrys Nin
 Acquired: Signed as a non-drafted free agent, 7-12-07

Born: 2-8-91 in Bani, DR
 Opening Day Age: 18

Year	Club	AVG	G	AB	R	H	2B	3B	HR	RBI	SH	SF	HP	BB	SO	SB	CS	E
2008	Dominican Royals	.220	21	59	8	13	2	0	0	5	0	0	2	10	19	0	0	6

Jesse McLean Carver, LHP

Ht.: 6-0; Wt.: 185; Bats: Right; Throws: Left
 Resides: Starkville, Miss.
 Signed By: Shawn Hairald

Born: 1-28-85 in Jackson, Miss.
 Opening Day Age: 24

Acquired: Signed as a non-drafted free agent, 6-9-08
 Career Notes: Graduated from Starkville (Miss.) High, 2003...earned a degree in fitness management and business administration from Mississippi State University, 2008...member of the 2007 Bulldogs squad that reached the College World Series.

Year	Club	W-L	ERA	G	GS	CG	SHO	SV	IP	H	R	ER	HR	HB	BB	SO	WP	BK
2008	Idaho Falls	2-0	6.99	16	0	0	0	0	28.1	37	22	22	5	1	13	25	7	0

Bryan William Casey, RHP

Ht.: 6-2; Wt.: 215; Bats: Right; Throws: Right
 Resides: Yuma, Ariz.
 Signed By: Mike Brown

Born: 6-5-86 in Yuma, Ariz.
 Opening Day Age: 22

Acquired: Selected in the 20th round of the 2005 June Free Agent Draft
 Career Notes: Graduated from Kofa High in Yuma, Ariz...was selected by the Baltimore Orioles in the 43rd round of the 2004 June Free Agent Draft, but did not sign...played baseball at Arizona Western College...was converted from a catcher to a pitcher prior to the 2005 season...went 5-4 with 7 saves and a 2.05 ERA in 2005 for Arizona Western...missed the 2007 season with a right elbow injury...returned from injury to earn Idaho Falls Pitcher of the Year honors in 2008...named a Pioneer League Postseason All-Star...finished 8th in the league in ERA and 10th in innings pitched.

Year	Club	W-L	ERA	G	GS	CG	SHO	SV	IP	H	R	ER	HR	HB	BB	SO	WP	BK
2006	Idaho Falls	0-6	6.04	24	0	0	0	5	25.1	32	21	17	2	3	13	17	4	1
2007									(Injured - Did Not Pitch)									
2008	Idaho Falls	3-5	3.36	16	16	0	0	0	72.1	65	31	27	6	8	26	66	6	0
Minor League Totals		3-11	4.05	40	16	0	0	5	97.2	97	52	44	8	11	49	83	10	1

Federico Castaneda, RHP

Ht.: 6-1; Wt.: 182; Bats: Right; Throws: Right
 Resides: Torreon, Mexico
 Signed By: Royals

Born: 1-26-83 in Torreon, Mexico
 Opening Day Age: 25

Acquired: Signed as a non-drafted free agent, 11-11-08
 Career Notes: Attended the MLB-supported academy in Mexico at the same time as Royals closer Joaquin Soria.

Year	Club	W-L	ERA	G	GS	CG	SHO	SV	IP	H	R	ER	HR	HB	BB	SO	WP	BK
2003	Vaqueros	1-7	4.59	26	6	0	0	0	68.2	70	40	35	12	8	36	50	7	0
2004	Vaqueros	2-1	5.50	34	0	0	0	3	34.1	30	23	21	6	4	25	25	1	0
2005	Laguna	0-0	4.40	11	0	0	0	0	14.1	20	7	7	2	1	6	10	0	0
	Aguascalientes	0-0	3.86	7	2	0	0	0	14.0	16	8	6	1	0	8	10	0	0
2006									(Did Not Pitch)									
2007	Laguna	2-1	3.42	44	0	0	0	2	50.0	49	21	19	7	4	14	42	4	0
2008	Laguna	4-1	4.28	58	0	0	0	0	54.2	50	28	26	7	4	22	46	6	0
Mexican League Totals		9-10	4.35	180	8	0	0	5	236.0	235	127	114	35	21	111	183	18	0

Edward Cegarra, RHP

Ht.: 5-11; Wt.: 150; Bats: Right; Throws: Right
 Resides: Barinas, Venezuela
 Signed By: Juan Indriago
 Acquired: Signed as a non-drafted free agent, 9-30-05

Born: 2-27-89 in Barinas, Venezuela
 Opening Day Age: 20

Year	Club	W-L	ERA	G	GS	CG	SHO	SV	IP	H	R	ER	HR	HB	BB	SO	WP	BK
2006	Dominican Royals	3-1	1.39	11	10	0	0	0	45.1	27	12	7	1	1	6	41	2	1
2007	Burlington (A)	1-6	5.12	16	9	0	0	1	58.0	61	37	33	6	3	16	37	2	0
2008	Burlington (A)	2-4	2.67	9	8	0	0	1	54.0	46	18	16	4	0	5	53	2	0
	Wilmington	6-7	4.67	18	18	0	0	0	106.0	115	59	55	15	3	21	59	2	1
Minor League Totals		12-18	3.79	54	46	0	0	1	263.1	249	126	111	26	7	48	190	8	2

Daniel E. (Dan) Cevette, LHP

Ht.: 6-3; Wt.: 195; Bats: Left; Throws: Left
 Resides: Elkland, Pa.
 Signed By: Bob Mayer (Indians)

Born: 10-19-83 in Wellsboro, Pa.
 Opening Day Age: 25

Acquired: Signed as a minor league free agent, 2-5-09
 Career Notes: Graduated from Elkland (Pa.) High...selected by the Cleveland Indians in the 3rd round of the 2002 Draft...missed a majority of the 2006 season after undergoing left shoulder surgery.

Year	Club	W-L	ERA	G	GS	CG	SHO	SV	IP	H	R	ER	HR	HB	BB	SO	WP	BK
2002	Burlington	2-4	4.67	13	13	0	0	0	52.0	52	32	27	3	1	31	36	6	1
2003	Burlington	2-5	3.45	13	13	0	0	0	57.1	58	27	22	3	3	29	48	4	1
2004	Mahoning Vly	0-2	8.22	2	2	0	0	0	7.2	14	11	7	1	1	5	3	3	0
	Mahoning Vly	3-0	1.25	7	6	0	0	0	36.0	24	5	5	2	4	6	39	0	0
	Lake County	2-0	2.47	9	9	0	0	0	43.2	43	13	12	4	1	14	41	0	0
2005	Lake County	5-4	2.73	17	17	0	0	0	82.1	74	35	25	7	6	30	85	5	0
	Buffalo	0-1	14.40	1	1	0	0	0	5.0	9	8	8	5	0	2	2	0	0
2006	Lake County	0-1	7.20	3	3	0	0	0	5.0	4	4	4	1	1	4	3	1	0
2007	Akron	0-1	9.00	1	1	0	0	0	4.0	6	4	4	0	0	3	4	0	0
	Kinston	2-0	4.45	13	3	0	0	0	30.1	30	15	15	3	1	16	32	1	0
2008	Kinston	3-1	7.11	17	0	0	0	2	19.0	27	19	15	5	0	10	31	5	0
Minor League Totals		19-19	3.79	96	68	0	0	2	342.1	341	173	144	34	18	150	324	25	2

ROYALS

REVIEW

HISTORY

RECORDS

OPPONENTS

SCOUTING/PLAYER DEV.

MEDIA & MISC.



MINOR LEAGUE BIOS (CONT.)

William (Tyler) Chambliss, RHP

Ht.: 5-11; Wt.: 180; Bats: Right; Throws: Right

Resides: Live Oak, Fla.

Signed By: Max Semler

Acquired: Selected in the 11th round of the 2006 June Free Agent Draft

Career Notes: Graduated from Suwannee High in Live Oak, Fla...hit 380 with 5 home runs and was named 1st-team All-State as a utility player his senior season...played baseball at Florida State University where he was named a NCBWA 3rd-team All-American after finishing 1st in the ACC and 4th nationally with 15 saves...posted a 2.06 ERA on his way to being named to the All-ACC 2nd team and a member of the watch lists for the Roger Clemens and NCBWA Stopper of the Year Awards...was named to the All-ACC 2nd-team as a starter in 2006 after being named as a reliever in 2005...named as 1 of the 10 semifinalists for the Roger Clemens Award in 2006...went 12-4 with a 2.97 ERA in 19 games (18 starts) his junior season in 2006, 1 win shy of tying for most in the country...named to the Midwest League All-Star team in 2007...earned Carolina League All-Star honors in 2008...led the Carolina League and all Royals farmhands in saves in 2008.

Born: 12-4-84 in Gainesville, Fla.

Opening Day Age: 24

Year	Club	W-L	ERA	G	GS	CG	SHO	SV	IP	H	R	ER	HR	HB	BB	SO	WP	BK
2006	Idaho Falls	4-3	4.20	12	6	0	0	0	49.1	45	26	23	3	3	19	42	3	1
2007	Burlington (A)	3-0	2.12	19	2	0	0	3	46.2	32	16	11	1	2	18	54	6	0
	Wilmington	5-3	4.35	17	8	0	0	2	49.2	47	27	24	2	2	21	40	3	0
2008	Wilmington	2-4	4.55	49	0	0	0	24*	59.1	60	32	30	6	2	32	45	8	0
Minor League Totals		14-10	3.86	97	16	0	0	29	205.0	184	101	88	12	9	90	181	20	1

Christopher Anthony (Chris) Chavez, RHP

Ht.: 6-3; Wt.: 195; Bats: Left; Throws: Right

Resides: Kingman, Ariz.

Signed By: Gerald Turner

Acquired: Signed as a non-drafted free agent, 6-30-06

Career Notes: Graduated from Kingman (Ariz.) High...attended Lassen Community College in Susanville, Calif., and New Mexico Highlands University in Las Vegas, N.M.

Born: 9-11-84 in Kingman, Ariz.

Opening Day Age: 24

Year	Club	W-L	ERA	G	GS	CG	SHO	SV	IP	H	R	ER	HR	HB	BB	SO	WP	BK
2006	Surprise Royals	1-0	4.12	12	1	0	0	1	19.2	20	10	9	1	1	8	17	1	0
2007	Idaho Falls	3-2	3.41	15	14	0	0	0	60.2	68	33	23	2	5	14	47	7	0
2008	Burlington (A)	6-1	2.77	21	0	0	0	4	39.0	41	13	12	0	4	7	39	6	0
	Wilmington	2-0	3.12	12	0	0	0	0	26.0	24	9	9	1	3	11	17	1	0
Minor League Totals		12-3	3.28	60	15	0	0	5	145.1	153	65	53	4	13	40	120	15	0

Douglas (Cody) Clark, C

See Major League bios, Page 168

Roman Colon, RHP

See Major League bios, Page 169-170

Roque Rafael Colon, RHP

Ht.: 5-10; Wt.: 150; Bats: Right; Throws: Right

Resides: Valverde, DR

Signed By: Fausto Morcl

Acquired: Signed as a non-drafted free agent, 6-19-07

Born: 4-23-88 in Santiago, DR

Opening Day Age: 20

Year	Club	W-L	ERA	G	GS	CG	SHO	SV	IP	H	R	ER	HR	HB	BB	SO	WP	BK
2007	Dominican Royals	0-2	12.66	12	0	0	0	1	10.2	18	16	15	2	2	16	10	2	0
2008	Burlington (R)	1-2	7.23	16	0	0	0	0	23.2	27	25	19	5	1	17	25	4	1
Minor League Totals		1-4	8.91	28	0	0	0	1	34.1	45	41	34	7	3	33	35	6	1

Richard B. (Brad) Correll, OF

Ht.: 6-2; Wt.: 220; Bats: Right; Throws: Right

Resides: Gastonia, N.C.

Signed By: Steve Krimg (Reds)

Acquired: Signed as a minor league free agent, 7-4-08

Born: 6-17-81 in Gastonia, N.C.

Opening Day Age: 27

Career Notes: Graduated from Ashbrook High in Gastonia, N.C., 1999...attended Limestone College in Gaffney, S.C...selected by the Cincinnati Reds in the 29th round of the 2002 Draft...tied a California League record with four home runs in a game, 6-23-07.

Year	Club	AVG	G	AB	R	H	2B	3B	HR	RBI	SH	SF	IIP	BB	SO	SB	CS	E
2002	Gulf Coast Reds	.111	5	18	1	2	0	0	0	0	0	0	0	0	3	1	0	1
	Billings	.286	56	224	34	64	11	3	5	41	0	0	1	17	41	2	2	13
2003	Dayton	.283	78	276	50	78	20	1	8	48	1	3	4	30	44	9	2	4
	Chattanooga	.230	22	74	8	17	1	2	2	11	2	1	0	1	12	3	3	
	Potomac	.287	38	143	19	41	11	1	5	24	0	0	1	15	22	2	1	3
2004	Potomac	.285	101	393	66	112	19	1	9	63	1	5	6	41	69	8	5	-
	Clearwater	.190	28	84	14	16	5	0	1	7	1	2	2	13	10	1	1	-
2005	Clearwater	.282	117	415	41	117	21	2	12	54	2	3	2	37	68	3	7	5
2006	Lynchburg	.254	86	315	42	80	21	2	6	38	0	2	0	24	45	2	3	4
	Greensboro	.254	35	122	23	31	6	1	8	24	0	1	7	17	19	3	2	1
2007	Kansas City (Ind.)	.333	24	96	22	32	6	1	6	17	0	0	2	8	14	2	1	1
	Lancaster	.344	59	250	69	86	13	3	23	80	0	4	3	19	34	4	0	2
2008	Kansas City (Ind.)	.343	42	166	39	57	15	0	15	49	0	2	2	26	29	1	2	2
	Wilmington	.277	52	191	34	53	18	0	8	28	0	1	1	26	35	1	2	9
Minor League Totals		.278	677	2505	401	697	146	16	87	418	7	22	27	240	402	39	28	45
Independent League Totals		.340	66	262	61	89	21	1	21	66	0	2	4	34	43	3	3	3

**Daniel Adam (Danny) Cortes, RHP**

See Major League bios, Page 171

Luis Alan Cota, RHP**Ht.:** 6-2; **Wt.:** 200; **Bats:** Right; **Throws:** Right
Resides: Tucson, Ariz.**Signed By:** Mike Brown**Acquired:** Selected in the 10th round of the 2003 June Free Agent Draft

Career Notes: Graduated from Sunnyside (Tucson, Ariz.) High...offered a baseball scholarship to the University of Arizona out of high school...attended South Mountain (Ariz.) Community College...was a unanimous winner of Arizona Community College Athletic Conference Player of the Year in 2004 after going 12-1 and leading the nation with a 0.98 ERA and 115 strikeouts...earned 1st-team NJCAA Region 1 and All-ACCAC honors...named the best draft-and-follow signing from the 2003 draft by Baseball America...tabbed as the Royals 6th-best prospect by Baseball America entering the 2006 season and rated as having the best fastball in the Royals minor league system...named as the 7th-best prospect entering the 2005 season...named 2005 Royals Minor League Pitcher of the Year and Burlington Pitcher of the Year after compiling a 5-8 record with a 4.01 ERA...struck out 137 batters in 2005, 5th in the Midwest League and 2nd among all Royals farmhands...was named to the Midwest League All-Star team in 2005...missed the 2007 season with a torn labrum in his right shoulder.

Year	Club	W-L	ERA	G	GS	CG	SHO	SV	IP	H	R	ER	HR	HB	BB	SO	WP	BK
2004	Idaho Falls	2-1	5.81	14	12	0	0	0	48.0	61	37	31	5	8	21	40	10	0
2005	Burlington (A)	5-8	4.01	26	26	0	0	0	148.0	143	75	66	10	8	63	137	17	1
2006	High Desert	5-11	7.09	27	26	0	0	0	132.0	153	113	104	19	10	63	126	11	3
2007									(Injured - Did Not Pitch)									
2008	Idaho Falls	1-1	3.55	6	6	0	0	0	25.1	24	15	10	1	1	16	21	0	0
	Burlington (A)	2-3	5.80	8	8	0	0	0	35.2	39	25	23	4	2	14	32	4	1
Minor League Totals		15-24	5.41	81	78	0	0	0	389.0	420	265	234	39	29	177	356	42	5

Kyle Thomas Crist, RHP**Ht.:** 6-3; **Wt.:** 195; **Bats:** Right; **Throws:** Right
Resides: Granite Bay, Calif.**Signed By:** Keith Snider**Acquired:** Selected in the 34th round of 2004 June Free Agent Draft

Career Notes: Graduated Granite Bay (Roseville, Calif.) High in 2001...named to the California All-Star North team after leading high school to San Francisco League Championship...was selected in the 28th round by the Los Angeles Dodgers in the 2001 draft but did not sign...attended University of California-Berkeley...grandfather Phillip Blake played in Chicago Cubs organization.

Year	Club	W-L	ERA	G	GS	CG	SHO	SV	IP	H	R	ER	HR	HB	BB	SO	WP	BK
2004	Idaho Falls	3-1	3.55	12	8	0	0	0	45.2	47	27	18	3	4	16	27	9	0
	Burlington (A)	1-1	6.75	3	2	0	0	0	12.0	15	10	9	0	2	5	11	3	0
2005	Burlington (A)	9-3	4.73	16	10	1	0	0	70.1	73	39	37	3	5	22	44	5	0
2006	High Desert	5-2	4.15	15	15	1	0	0	80.1	90	38	37	6	14	22	56	3	0
2007	Wilmington	0-1	9.00	1	0	0	0	0	2.0	3	2	2	1	0	1	1	0	0
2008	Northwest Arkansas	4-1	3.89	42	1	0	0	6	74.0	67	33	32	11	5	33	56	6	0
Minor League Totals		22-9	4.27	89	36	2	0	6	284.1	295	149	135	24	30	99	195	26	0

Diego Manuel Cruz, INF**Ht.:** 6-0; **Wt.:** 175; **Bats:** Left; **Throws:** Left
Resides: Bisoño, Santiago, DR**Signed By:** Ramon Martinez**Acquired:** Signed as a non-drafted free agent, 7-29-05

Career Notes: Named as the Dominican Royals Player of the Year in 2006 after finishing tied for 4th in the league with a .330 batting average...also named to the Dominican Summer League All-Star team...finished 2nd on the Surprise Royals in hits, runs, and RBI.

Year	Club	AVG	G	AB	R	H	2B	3B	HR	RBI	SH	SF	HP	BB	SO	SB	CS	E
2005	Dominican Royals	.415	16	53	12	22	3	2	0	8	0	0	0	2	8	0	2	1
2006	Dominican Royals	.330	56	206	29	68	14	0	0	40	1	6	2	20	20	0	4	6
2007	Surprise Royals	.276	54	199	34	55	9	4	1	32	0	0	8	14	35	4	5	2
2008	Burlington (R)	.267	38	135	15	36	6	0	1	14	0	0	1	3	27	1	1	5
Minor League Totals		.305	164	593	90	181	32	6	2	94	1	6	11	39	90	5	12	14

Fernando E. Cruz, INF**Ht.:** 6-2; **Wt.:** 185; **Bats:** Switch; **Throws:** Right
Resides: Dorado, PR**Signed By:** Johnny Ramos**Acquired:** Selected in the 6th round of the 2007 June Free Agent Draft

Career Notes: Graduated from Puerto Rico Advancement College, Bayamon, P.R. in 2007...luis cotián Adalyz is married to former Royals pitcher Jose Rosado.

Year	Club	AVG	G	AB	R	H	2B	3B	HR	RBI	SH	SF	HP	BB	SO	SB	CS	E
2007	Surprise Royals	.210	48	181	14	38	5	1	1	15	3	4	4	8	43	0	0	13
2008	Burlington (R)	.237	53	198	19	47	9	0	0	14	0	0	3	3	43	3	3	9
Minor League Totals		.224	101	379	33	85	14	1	1	29	3	4	7	11	86	3	3	22



MINOR LEAGUE BIOS (CONT.)

Gary Gabriel Cuevas, RHP

Ht.: 6-2; Wt.: 180; Bats: Right; Throws: Right

Resides: Santo Domingo, DR

Signed By: Daurys Nin

Acquired: Signed as a non-drafted free agent, 9-8-06

Born: 5-23-88 in Santo Domingo, DR

Opening Day Age: 20

Year	Club	W-L	ERA	G	GS	CG	SHO	SV	IP	H	R	ER	HR	HB	BB	SO	WP	BK
2007	Dominican Royals	2-1	2.43	20	1	0	0	6	33.1	23	11	9	0	7	18	42	5	0
2008	Surprise Royals	3-2	5.32	12	2	0	0	0	45.2	52	30	27	2	6	26	42	10	0
Minor League Totals		5-3	4.10	32	3	0	0	6	79.0	75	41	36	2	13	44	84	15	0

Jairo Joel Cuevas, RHP

Ht.: 6-2; Wt.: 217; Bats: Right; Throws: Right

Resides: Santo Domingo, DR

Signed By: Roberto Aquino, Julian Perez (Braves)

Acquired: Claimed off outright waivers from the Atlanta Braves, 12-10-08

Career Notes: Originally signed by the Braves as a non-drafted free agent, 3-20-03...earned Pitcher of the Year honors for the Danville Braves and the Appalachian League in 2005...held batters to a .179 average...finished 2nd in the league in ERA...tied for second in wins and fifth in strikeouts...named to the Appalachian League All-Star team and Baseball America's Postseason Rookie All-Star team...finished 3rd among Braves farmhands in strikeouts in 2006 and 4th in 2007...his 3.55 ERA ranked 7th among Carolina League pitchers in 2007...underwent surgery on his right shoulder, 8-22-08...claimed off outright waivers by the Royals, 10-24-08...the Braves re-claimed him on 11-26-08...the Royals then re-claimed him on 12-10-08.

Born: 1-24-84 in Santo Domingo, DR

Opening Day Age: 25

Year	Club	W-L	ERA	G	GS	CG	SHO	SV	IP	H	R	ER	HR	HB	BB	SO	WP	BK
2003	Dominican Braves	2-4	3.21	12	4	0	0	1	28.0	21	20	10	0	2	21	27	2	0
2004	Gulf Coast Braves	2-3	3.09	9	7	0	0	1	35.0	29	13	12	1	3	7	39	1	1
	Danville	0-0	0.00	1	1	0	0	0	4.0	1	0	0	0	0	4	3	1	0
2005	Danville	6-1	1.95	12	10	0	0	0	55.1	35	20	12	3	1	22	69	3	1
2006	Rome	7-12	5.55	27	23	0	0	0	129.2	123	87	80	10	10	65	117	6	1
2007	Myrtle Beach	6-12*	3.55	25	25	0	0	0	132.0	113	74	52	9	5	*71	116	8	3
2008	Mississippi	0-2	7.50	3	3	0	0	0	12.0	21	10	10	1	0	6	8	0	0
	Gulf Coast Braves	1-0	2.00	4	3	0	0	0	9.0	7	2	2	0	0	5	5	1	0
Minor League Totals		24-34	3.96	93	76	0	0	2	405.0	350	226	178	24	21	201	384	22	6

Malcom Andrew Culver, RHP

Ht.: 6-2; Wt.: 190; Bats: Right; Throws: Right

Resides: Palmdale, Calif.

Signed By: Dan Drake, John Ramey

Acquired: Selected in the 8th round of the 2008 June Free Agent Draft

Career Notes: Graduated from Palmdale (Calif.) High, 2008...chose the Royals over the chance to play football and baseball at San Diego State University...his father, Lanell, played in the Reds organization after being drafted by Cincinnati in the 2nd round of the 1981 June Free Agent Draft...played second base and designated hitter for Surprise, batting .192 (5-for-26) in 12 games...attended one of the MLB Urban Youth Academy's Southern California Showcases.

Born: 2-9-90 in Panorama City, Calif.

Opening Day Age: 19

Year	Club	W-L	ERA	G	GS	CG	SHO	SV	IP	H	R	ER	HR	HB	BB	SO	WP	BK
2008	Surprise Royals	0-0	0.00	1	1	0	0	0	2.0	1	0	0	0	0	0	0	0	0

Deybi De La Cruz, RHP

Ht.: 5-11; Wt.: 155; Bats: Right; Throws: Right

Resides: Nagua, DR

Signed By: Ramon Martinez

Acquired: Signed as a non-drafted free agent, 7-21-06

Born: 3-25-90 in Nagua, DR

Opening Day Age: 19

Year	Club	W-L	ERA	G	GS	CG	SHO	SV	IP	H	R	ER	HR	HB	BB	SO	WP	BK
2007	Dominican Royals	2-1	2.18	14	7	0	0	4	33.0	30	12	8	1	0	10	34	2	0
2008	Surprise Royals	5-3	4.74	12	5	0	0	0	49.1	53	28	26	2	0	14	50	5	1
Minor League Totals		7-4	3.72	26	12	0	0	4	82.1	83	40	34	3	0	24	84	7	1

Giancarlo De La Cruz, RHP

Ht.: 6-0; Wt.: 155; Bats: Right; Throws: Right

Resides: San Francisco de Macoris, DR

Signed By: Ramon Martinez

Acquired: Signed as a non-drafted free agent, 7-21-06

Born: 9-23-89 in San Francisco de Macoris, DR

Opening Day Age: 19

Career Notes: Earned Dominican Royals Pitcher of the Year honors in 2007...led all qualifying Royals minor league players in ERA and finished 4th in the DSL in ERA...named to the DSL All-Star team.

Year	Club	W-L	ERA	G	GS	CG	SHO	SV	IP	H	R	ER	HR	HB	BB	SO	WP	BK
2007	Dominican Royals	3-2	1.13	12	12	0	0	0	56.0	32	10	7	0	4	13	55	6	2
2008	Dominican Royals	3-5	5.69	13	8	0	0	0	49.0	55	33	31	7	6	13	44	4	0
Minor League Totals		6-7	3.26	25	20	0	0	0	105.0	87	43	38	7	10	26	99	10	2

**Starling De La Rosa, LHP**

Ht.: 6-5; Wt.: 160; Bats: Left; Throws: Left

Resides: San Pedro de Macoris, DR

Signed By: Rafael Vasquez

Acquired: Signed as a non-drafted free agent, 7-20-06

Born: 9-19-87 in San Pedro de Macoris, DR

Opening Day Age: 21

Year	Club	W-L	ERA	G	GS	CG	SHO	SV	IP	H	R	ER	HR	HB	BB	SO	WP	BK
2006	Dominican Royals	1-0	11.57	3	0	0	0	0	2.1	2	3	3	0	0	4	1	0	0
2007	Dominican Royals	0-0	9.82	12	0	0	0	0	11.0	12	15	12	0	1	15	17	3	1
2008	Dominican Royals	1-4	4.74	17	1	0	0	2	24.2	17	15	13	0	6	27	32	10	0
Minor League Totals		2-4	6.63	32	1	0	0	2	38.0	31	33	28	0	7	46	50	13	1

Jose Luis De Jesus, LHP

Ht.: 6-2; Wt.: 175; Bats: Left; Throws: Left

Resides: San Pedro de Macoris, DR

Signed By: Rafael Vasquez

Acquired: Signed as a non-drafted free agent, 1-28-09

Born: 8-13-91 in Santo Domingo, DR

Opening Day Age: 17

Year	Club	W-L	ERA	G	GS	CG	SHO	SV	IP	H	R	ER	HR	HB	BB	SO	WP	BK
(2009 will be his first year in professional baseball)																		

Luis Alejandro Del Rosario, OF

Ht.: 6-2; Wt.: 180; Bats: Right; Throws: Right

Resides: San Cristobal, DR

Signed By: Andres Lopez

Acquired: Signed as a non-drafted free agent, 8-1-2007

Career Notes: Finished 7th in the Arizona League in walks and in a tie for 7th in games played.

Born: 2-18-87 in San Cristobal, DR

Opening Day Age: 22

Year	Club	AVG	G	AB	R	H	2B	3B	HR	RBI	SH	SF	HP	BB	SO	SB	CS	E
2008	Surprise Royals	.279	52	172	26	48	8	1	2	13	2	0	1	27	44	7	11	3

Dale Martin DeSchepper, RHP

Ht.: 6-2; Wt.: 175; Bats: Right; Throws: Right

Resides: Wildomar, Calif.

Signed By: John Ramey

Acquired: Selected in the 23rd round of the 2008 June Free Agent Draft

Career Notes: Graduated from Elsinore High School in Wildomar, Calif., 2005...attended Mt. San Jacinto (Calif.) Junior College, where he was a Football Conference All-Senior selection.

Born: 5-18-87 in Long Beach, Calif.

Opening Day Age: 21

Year	Club	W-L	ERA	G	GS	CG	SHO	SV	IP	H	R	ER	HR	HB	BB	SO	WP	BK
(2009 will be his first year in professional baseball)																		

Frankely Diaz, LHP

Ht.: 6-1; Wt.: 190; Bats: Left; Throws: Left

Resides: Piedra Blanca, DR

Signed By: Alvin Cuevas

Acquired: Signed as a non-drafted free agent, 1-29-09

Born: 9-25-91 in Piedra Blanca, DR

Opening Day Age: 17

Year	Club	W-L	ERA	G	GS	CG	SHO	SV	IP	H	R	ER	HR	HB	BB	SO	WP	BK
(2009 will be his first year in professional baseball)																		

Joseph Glenn (Joe) Dickerson, OF

Ht.: 6-1; Wt.: 190; Bats: Left; Throws: Left

Resides: Yorba Linda, Calif.

Signed By: Gary Johnson and John Ramey

Acquired: Selected in 4th round of 2005 June Free Agent Draft

Career Notes: Graduated Esperanza High in Anaheim, Calif. in 2005...committed to the University of Texas on a baseball scholarship but chose to sign with Royals...was All-Sunset League and All-CIF Southern Section Division 1...had a tremendous 1st professional season leading the Arizona League in RBI and triples and finishing 3rd in hits, 2nd with 25 extra-base hits and 5th with a .491 slugging pct...ranked by Baseball America as the 9th-best prospect in the Arizona League following the 2005 season...named the Burlington Player of the Year in 2007...led the Bees in hits, average, and on-base percentage (.391)...reached base in a franchise-record 35 consecutive games...earned regular season and postseason Carolina League All-Star status in 2008...finished 2nd in the league in triples and in a tie for 8th in stolen bases despite missing the last six weeks with a broken index finger.

Born: 10-3-86 in Yorba Linda, Calif.

Opening Day Age: 22

Year	Club	AVG	G	AB	R	H	2B	3B	HR	RBI	SH	SF	HP	BB	SO	SB	CS	E
2005	Arizona (Rookie)	.294	56	214	27	63	12	9	4	40	0	3	1	27	46	9	12	2
2006	Idaho Falls	.281	63	242	36	68	14	3	7	38	0	6	5	19	34	9	8	5
2007	Burlington (A)	.289	115	419	50	121	23	2	3	43	0	3	6	38	76	26	13	5
2008	Wilmington	.297	87	310	39	92	10	10	5	45	2	1	9	31	48	24	14	2
Minor League Totals		.290	321	1185	152	344	59	24	19	166	2	13	21	115	204	68	47	14

Leonard Edward (Lenny) DiNardo, LHP

See Major League bios, Page 172-173.

Jose Armando Duarte, OF

See Major League bios, Page 174

Brandon J. Duckworth, RHP

See Major League bios, Page 175-177.



MINOR LEAGUE BIOS (CONT.)

Daniel Richard (Danny) Duffy, LHP

Ht.: 6-3; Wt.: 205; Bats: Left; Throws: Left

Resides: Lompoc, Calif.

Signed By: Rick Schroeder

Acquired: Selected in 3rd round of 2007 June Free Agent Draft

Career Notes: Graduated from Cabrillo High in Lompoc, Calif., 2007...went 5-3 with a 0.60 ERA and 127 strikeouts in 58.2 innings as a senior...finished 6th in the Arizona League in strikeouts in 2007...rated as the 4th-best prospect in the Arizona League by Baseball America following the 2007 season...also named the Royals 5th-best prospect by the same publication entering 2008...was named the Southern California First Year Minor League Pitcher of the Year by the Professional Baseball Scouts of Southern California...earned Pitcher of the Year honors at Burlington in 2008, going 6-1 with a 0.99 ERA over his final 11 starts as he helped the Bees win the Midwest League Championship...attended one of the MLB Urban Youth Academy's Southern California Showcases.

Born: 12-21-88 in Goleta, Calif.

Opening Day Age: 20

Year	Club	W-L	ERA	G	GS	CG	SHO	SV	IP	H	R	ER	HR	HB	BB	SO	WP	BK
2007	Surprise Royals	2-3	1.45	11	9	0	0	0	37.1	24	14	6	0	3	17	63	5	0
2008	Burlington (A)	8-4	2.20	17	17	0	0	0	81.2	56	26	20	4	4	25	102	10	0
Minor League Totals		10-7	1.97	28	26	0	0	0	119.0	80	40	26	4	7	42	165	15	0

Jarrod Martel Dyson, OF

Ht.: 5-10; Wt.: 160; Bats: Left; Throws: Right

Resides: McComb, Miss.

Signed By: Brian Rhee

Acquired: Selected in the 50th round of the 2006 June Free Agent Draft

Career Notes: Graduated from McComb (Miss.) High...spent 2 seasons at Southwest Mississippi Junior College, playing baseball for the Bears...tied for 4th in the Arizona League with 19 stolen bases in 2006...placed 2nd in the Carolina League in steals in 2008.

Born: 8-15-84 in McComb, Miss.

Opening Day Age: 24

Year	Club	AVG	G	AB	R	H	2B	3B	HR	RBI	SH	SF	HP	BB	SO	SB	CS	E
2006	Surprise Royals	.273	51	161	40	44	4	6	0	19	2	3	5	18	30	19	4	2
2007	Burlington (A)	.270	10	37	6	10	1	0	0	0	0	0	0	2	12	3	1	0
2008	Wilmington	.260	93	288	40	75	8	0	0	24	8	1	2	32	60	39	9	4
Minor League Totals		.265	154	486	86	129	13	6	0	43	10	4	7	52	102	61	14	6

Ryan David Eigsti, C

Ht.: 6-2; Wt.: 195; Bats: Right; Throws: Right

Resides: Peoria, Ill.

Signed By: Ben Jones

Acquired: Selected in the 15th round of the 2007 June Free Agent Draft

Career Notes: Graduated from Eureka (Ill.) High, 2004...named first-team all-state while helping Eureka reach the Class A state tournament in 2004...attended Bradley University...batted .291 as a junior in 2007, garnering Honorable Mention All-MVC honors...named Academic All-District V by ESPN Magazine in 2007...brother, Jake, plays in the Mets organization.

Born: 8-24-85 in Peoria, Ill.

Opening Day Age: 23

Year	Club	AVG	G	AB	R	H	2B	3B	HR	RBI	SH	SF	HP	BB	SO	SB	CS	E
2007	Idaho Falls	.206	30	97	19	20	2	0	2	12	1	1	7	14	35	0	1	4
2008	Burlington (A)	.218	105	331	33	72	18	1	9	35	2	5	18	20	104	1	2	10
Minor League Totals		.215	135	428	52	92	20	1	11	47	3	6	25	34	139	1	3	14

Eduardo Escobar, C

Ht.: 5-11; Wt.: 185; Bats: Right; Throws: Right

Resides: Panama City, Panama

Signed By: Ricardo Ortiz

Acquired: Signed as a non-drafted free agent on 7-2-07

Born: 9-2-90 in Panama City, Panama

Opening Day Age: 18

Year	Club	AVG	G	AB	R	H	2B	3B	HR	RBI	SH	SF	HP	BB	SO	SB	CS	E
2008	Dominican Royals	.250	43	128	17	32	4	1	1	18	1	1	4	21	32	1	1	9

Yowill Alexander Espinal, INF

Ht.: 6-0; Wt.: 170; Bats: Right; Throws: Right

Resides: Santiago, DR

Signed By: Fausto Morel

Acquired: Signed as a non-drafted free agent on 7-2-07

Born: 4-1-91 in Santiago, DR

Opening Day Age: 18

Year	Club	AVG	G	AB	R	H	2B	3B	HR	RBI	SH	SF	HP	BB	SO	SB	CS	E
2008	Surprise Royals	.240	50	204	21	49	4	3	4	19	0	0	0	2	42	13	2	18

Alberto Espinosa, INF

Ht.: 5-11; Wt.: 210; Bats: Right; Throws: Right

Resides: Miami, Fla.

Signed By: Alex Mesa

Acquired: Selected in the 15th round of the 2008 June Free Agent Draft

Career Notes: Graduated from Brito HS in Miami, Fla., 2006...helped Brito win the 2006 state championship...earned MVP honors in the state finals...selected by the Minnesota Twins in the 32nd round in 2006, but did not sign...earned an Associate in Arts degree from Broward CC in Miami in 2008...he earned All-Southern Conference honors at Broward.

Born: 9-15-86 in Miami, Fla.

Opening Day Age: 22

Year	Club	AVG	G	AB	R	H	2B	3B	HR	RBI	SH	SF	HP	BB	SO	SB	CS	E
2008	Idaho Falls	.216	56	199	21	43	10	0	2	18	2	1	1	16	45	1	1	9



MINOR LEAGUE BIOS (CONT.)

Irving Falu, INF

Ht.: 5-9; Wt.: 180; Bats: Switch; Throws: Right

Resides: Carolina, PR

Signed By: Phil Huttman

Acquired: Selected in the 21st round of 2003 June Free Agent Draft

Career Notes: Graduated Angel P. Millan (Puerto Rico) High, 2001...selected by the San Diego Padres in the 32nd round of the 2001 June Free Agent Draft, but did not sign...graduated Indian Hills (Centerville, Iowa) Community College, 2003...batted .374 with 7 homers and 38 RBI in 2003 en route to leading Indian Hills to the JUCO World Series...named 2005 Burlington Player of the Year after hitting .254 with 61 walks and 34 stolen bases...recorded a Midwest League-high 24-game hitting streak...cousin of former Royal Luis Alicea...his brother, Melvin, was an infielder in the Cardinals organization...named the High Desert Player of the Year in 2006...finished 10th in the Texas League in batting average in 2008.

Year	Club	AVG	G	AB	R	H	2B	3B	HR	RBI	SH	SF	HP	BB	SO	SB	CS	E
2003	Surprise Royals	.259	36	139	26	36	6	2	1	11	4	0	5	24	22	8	6	5
2004	Surprise Royals	.274	54	223	33	61	8	3	1	15	2	2	6	26	19	23	10	5
	Omaha	.500	3	6	1	3	0	0	0	0	0	0	0	0	1	0	0	1
2005	Burlington (A)	.254	119	445	71	113	20	5	1	28	9	7	3	61	39	34	15	21
	Wichita	.235	6	17	1	4	1	0	0	2	0	0	0	1	0	0	0	2
2006	High Desert	.299	126	531	87	159	23	7	3	49	10	1	3	40	46	31	11	17
2007	Wichita	.242	131	476	46	115	12	6	1	28	11	2	1	35	44	15	9	20
2008	Northwest Arkansas	.301	101	362	57	109	11	2	5	42	4	1	0	38	31	11	9	4
Minor League Totals		.273	576	2199	322	600	81	25	12	175	40	13	18	225	202	122	60	75

Casey James Feickert, RHP

Ht.: 6-3; Wt.: 180; Bats: Right; Throws: Right

Resides: Lancaster, Calif.

Signed By: John Ramey, Frank Baez

Acquired: Selected in the 8th round of the 2007 June Free Agent Draft

Career Notes: Graduated from Quartz Hill (Calif.) High in 2006...played one season at Antelope Valley College in Lancaster, Calif...struck out 54 batters in 61 innings on a team that finished 27-12-1.

Born: 8-5-88 in Lancaster, Calif.

Opening Day Age: 20

Year	Club	W-L	ERA	G	GS	CG	SHO	SV	IP	H	R	ER	HR	HB	BB	SO	WP	BK
2007	Surprise Royals	1-1	9.20	11	0	0	0	0	14.2	19	15	15	2	0	8	17	1	0
2008	Surprise Royals	0-1	13.50	12	0	0	0	1	13.1	28	21	20	0	0	9	5	2	0
Minor League Totals		1-2	11.25	23	0	0	0	1	28.0	47	36	35	2	0	17	22	3	0

Yunior Alberto Figueroa, INF

Ht.: 6-0; Wt.: 170; Bats: Switch; Throws: Right

Resides: San Pedro de Macoris, DR

Signed By: Rafael Vasquez

Acquired: Signed as a non-drafted free agent on 7-5-07

Born: 8-8-1990 in San Pedro de Macoris, DR

Opening Day Age: 18

Year	Club	AVG	G	AB	R	H	2B	3B	HR	RBI	SH	SF	HP	BB	SO	SB	CS	E
2007	Dominican Royals	.176	33	91	10	16	2	4	1	11	2	2	1	21	29	3	1	0
2008	Dominican Royals	.304	61	224	42	68	14	0	2	27	4	0	3	16	29	6	1	9
Minor League Totals		.267	94	315	52	84	16	4	3	38	6	2	4	37	58	9	2	9

Brent Jordan Fisher, LHP

Ht.: 6-2; Wt.: 190; Bats: Left; Throws: Left

Resides: Goodyear, Ariz.

Signed By: Mike Brown

Acquired: Selected in 7th round of 2005 June Free Agent Draft

Career Notes: Graduated Tolleson (Ariz.) Union High in 2005...went 9-2 with a 0.55 ERA for Tolleson...named 5A 1st-Team All-State as a senior...had a solid 1st professional season in 2005, ranking 5th in the Arizona League with a 3.04 ERA and 3rd with 69 strikeouts...named 2006 Surprise Royals Pitcher of Year after leading the Arizona League in strikeouts, 3rd in ERA and 3rd in innings pitched...named to the Arizona League Postseason All-Star team...led all short-season starters with 13.3 strikeouts per 9 innings and finished 2nd with a .169 opponent batting average...missed most of the 2007 season recovering from a left rotator cuff strain.

Born: 8-6-87 in Mesa, Ariz.

Opening Day Age: 21

Year	Club	W-L	ERA	G	GS	CG	SHO	SV	IP	H	R	ER	HR	HB	BB	SO	WP	BK
2005	Surprise Royals	5-2	3.04	13	8	0	0	1	50.1	48	20	17	2	4	13	69	3	0
2006	Surprise Royals	3-1	2.11	14	14	0	0	0	68.1	41	18	16	2	5	19	98	2	0
	Idaho Falls	0-0	2.25	1	0	0	0	1	4.0	2	1	1	1	1	0	9	0	0
2007	Burlington (A)	1-4	5.09	9	5	0	0	1	35.1	46	24	20	3	1	14	28	2	0
2008	Surprise Royals	0-2	1.93	4	4	0	0	0	9.1	8	4	2	0	0	4	8	1	0
	Burlington (R)	0-1	6.43	2	1	0	0	0	7.0	9	6	5	0	0	2	8	1	0
	Burlington (A)	1-1	3.71	4	2	0	0	1	17.0	20	10	7	1	1	4	17	0	1
Minor League Totals		10-11	3.20	47	34	0	0	4	191.1	174	83	68	9	11	56	237	9	1

John Paul Flanagan, LHP

Ht.: 6-5; Wt.: 200; Bats: Left; Throws: Left

Resides: O'Hallon, Ill.

Signed By: Steve Gossett

Acquired: Selected in the 13th round of the 2008 June Free Agent Draft

Career Notes: Graduated from Belleville (Ill.) West High, 2007...went 29-2 in three seasons, including 11-0 with a 0.96 ERA as a senior...earned AA Player of the Year honors from the Belleville News-Democrat...was a three time All-Metro selection (St. Louis Post-Dispatch)...won the Illinois high school individual bowling championship in 2007...originally selected by the Chicago White Sox in the 30th round of the 2008 draft, but did not sign...attended Panola College in Carthage, Tex., and Southwestern Illinois College in 2007-08.

Born: 6-15-88 in St. Charles, Ill.

Opening Day Age: 20

Year	Club	W-L	ERA	G	GS	CG	SHO	SV	IP	H	R	ER	HR	HB	BB	SO	WP	BK
2008	Burlington (R)	3-3	2.56	12	7	0	0	0	45.2	36	14	13	2	0	14	43	0	1

ROYALS

REVIEW

HISTORY

RECORDS

OPPONENTS

SCOUTING/FAMILY DIV.

MEDIA & MISG.



MINOR LEAGUE BIOS (CONT.)

Carlos Javier (Chris) Fortuna, RHP

Ht.: 6-2; Wt.: 185; Bats: Right; Throws: Right

Resides: La Romana, DR

Signed By: Daurys Nim

Acquired: Signed as a non-drafted free agent, 1-4-07

Born: 3-31-90 in La Romana, DR

Opening Day Age: 19

Year	Club	W-L	ERA	G	GS	CG	SHO	SV	IP	H	R	ER	HR	HB	BB	SO	WP	BK
2007	Dominican Royals	1-2	3.94	10	3	0	0	0	32.0	26	14	14	2	2	12	28	3	1
2008	Arizona Royals	2-2	5.82	11	5	0	0	0	38.2	39	26	25	5	4	19	41	5	0
Minor League Totals		3-4	4.97	21	8	0	0	0	70.2	65	40	39	7	6	31	69	8	1

Juan Hilario Fortuna, C

Ht.: 5-11; Wt.: 185; Bats: Right; Throws: Right

Resides: Santiago Rodriguez, DR

Signed By: Daurys Nim

Acquired: Signed as a non-drafted free agent, 7-12-07

Born: 12-12-89 in Santiago Rodriguez, DR

Opening Day Age: 19

Year	Club	AVG	G	AB	R	H	2B	3B	HR	RBI	SH	SF	HP	BB	SO	SB	CS	E.
2007	Dominican Royals	.231	10	26	3	6	1	0	0	5	0	0	1	5	6	0	0	0
2008	Dominican Royals	.244	48	131	18	32	6	0	0	15	1	1	6	26	29	4	1	6
Minor League Totals		.242	58	157	21	38	7	0	0	20	1	1	7	31	35	4	1	6

Brandon Russell Fowler, C

Ht.: 5-11; Wt.: 190; Bats: Right; Throws: Right

Resides: San Diego, Calif.

Signed By: John Ramey

Acquired: Selected in the 45th round of the 2007 June Free Agent Draft

Career Notes: Graduate of Westview High (San Diego)...attended an MLB Urban Youth Academy's Southern California Showcases.

Born: 6-10-89 in San Diego, Calif.

Opening Day Age: 19

Year	Club	AVG	G	AB	R	H	2B	3B	HR	RBI	SH	SF	HP	BB	SO	SB	CS	E.
2008	Surprise Royals	.273	7	11	3	3	0	0	0	1	0	1	0	4	4	1	0	0

Nicholas Francis, OF

Ht.: 6-3; Wt.: 195; Bats: Right; Throws: Right

Resides: Tallahassee, Fla.

Signed By: Max Semler

Acquired: Selected in the 15th round of the 2006 June Free Agent Draft

Career Notes: Graduated from Godby High in Tallahassee, Fla...accepted a scholarship to play baseball at Florida State University and played at FSU his freshman season...attended Pensacola Junior College where he was a member of the 1st-team All-Panhandle Conference in 2006 as a designated hitter...tied for 5th in the Pioneer League in triples.

Born: 3-5-86 in Tallahassee, Fla.

Opening Day Age: 23

Year	Club	AVG	G	AB	R	H	2B	3B	HR	RBI	SH	SF	HP	BB	SO	SB	CS	E.	
2006	Surprise Royals	.303	46	155	30	47	8	4	1	27	0	1	1	15	41	3	2	2	
2007																			
(Did Not Play)																			
2008	Idaho Falls	.320	31	122	22	39	10	5	4	21	0	1	1	15	38	4	2	0	
	Burlington (A)	.265	31	113	14	30	6	3	2	17	1	2	3	10	35	3	0	2	
Minor League Totals		.297	108	390	66	116	24	12	7	65	1	4	5	40	114	10	4	4	

Angel Estiven Franco, INF

Ht.: 3-10; Wt.: 145; Bats: Switch; Throws: Right

Resides: Bani, DR

Signed By: Daurys Nim

Acquired: Signed as a non-drafted free agent, 9-1-06

Career Notes: Named the Dominican Royals Player of the Year in 2007...also named to the DSL All-Star team...led the Dominican Royals in batting average, hits, and runs...earned Burlington Royals Player of the Year honors in 2008...ranked among the Appalachian League leaders in steals (T4th), at-bats (8th), and games (19th).

Born: 5-23-90 in Bani, DR

Opening Day Age: 18

Year	Club	AVG	G	AB	R	H	2B	3B	HR	RBI	SH	SF	HP	BB	SO	SB	CS	E.
2007	Dominican Royals	.282	59	209	38	59	10	2	1	18	4	1	1	23	34	14	7	10
2008	Burlington (R)	.257	62	237	27	61	10	1	1	25	6	1	1	19	41	14	7	11
Minor League Totals		.269	121	446	65	120	20	3	2	43	10	2	2	42	75	28	14	21

Alberto D. Garcia, RHP

Ht.: 6-1; Wt.: 160; Bats: Right; Throws: Right

Resides: Valencia, Carabobo, Venezuela

Signed By: Juan Indigao

Acquired: Signed as non-drafted free agent, 12-11-05

Career Notes: Missed most of the 2007 season with inflammation in his right arm and elbow.

Born: 2-14-89 in Valencia, Carabobo, Venezuela

Opening Day Age: 20

Year	Club	W-L	ERA	G	GS	CG	SHO	SV	IP	H	R	ER	HR	HB	BB	SO	WP	BK	
2007	Dominican Royals	0-0	0.00	1	0	0	0	0	1.0	1	0	0	0	0	0	2	0	0	
2008																			
(Did Not Pitch)																			
Minor League Totals		0-0	0.00	1	0	0	0	0	1.0	1	0	0	0	0	0	2	0	0	

Carlos Frey Garcia, INF

Ht.: 5-11; Wt.: 155; Bats: Right; Throws: Right

Resides: Margarita, Venez.

Signed By: Richard Castro

Acquired: Signed as a non-drafted free agent, 9-29-08

Career Notes: Father, Carlos Albert Garcia, played two seasons in the Red Sox organization.

Born: 3-18-92 in Caracas, Venez.

Opening Day Age: 17

Year	Club	AVG	G	AB	R	H	2B	3B	HR	RBI	SH	SF	HP	BB	SO	SB	CS	E.	
(2009 will be his 1st year in professional baseball)																			



MINOR LEAGUE BIOS (CONT.)

Dilson De Jesus Garcia, RHP

Ht.: 6-2; Wt.: 184; Bats: Right; Throws: Right

Resides: Santiago, DR

Signed By: Victor Baez

Acquired: Signed as a non-drafted free agent on 7-2-08

Born: 9-9-91 in Santiago, DR

Opening Day Age: 17

Year	Club	W-L	ERA	G	GS	CG	SHO	SV	IP	H	R	ER	HR	HB	BB	SO	WP	BK
(2009 will be his 1st year in professional baseball)																		

Fernando L. Garcia, INF

Ht.: 5-11; Wt.: 165; Bats: Switch; Throws: Right

Resides: Sabana Hoyos, PR

Signed By: Cliff Pastornicky

Acquired: Selected in the 28th round of the 2007 June Free Agent Draft

Career Notes: Originally selected by the Royals in the 32nd round of the 2006 June Free Agent Draft, but did not sign...graduate of Immaculada Concepcion Academy in Santurce, PR...attended Manatee (Fla.) Community College, where he batted .372 with 30 stolen bases in 2007 to earn All-Conference honors...finished 2nd in the Pioneer League in steals in 2008.

Born: 7-28-88 in Manati, PR

Opening Day Age: 20

Year	Club	AVG	G	AB	R	H	2B	3B	HR	RBI	SH	SF	HP	BB	SO	SB	CS	E
2007	Idaho Falls	.088	15	34	4	3	0	0	0	1	0	0	3	7	8	0	0	2
2008	Idaho Falls	.238	54	189	20	45	8	2	1	18	6	0	3	17	44	21	8	12
Minor League Totals		.215	69	223	24	48	8	2	1	19	6	0	6	24	52	21	8	14

Jeifrich Garcia, INF

Ht.: 6-1; Wt.: 181; Bats: Right; Throws: Right

Resides: San Cristobal, DR

Signed By: Edis Perez

Acquired: Signed as a non-drafted free agent, 1-23-09

Born: 11-13-90 in Distrito Nacional, DR

Opening Day Age: 18

Year	Club	AVG	G	AB	R	H	2B	3B	HR	RBI	SH	SF	HP	BB	SO	SB	CS	E
(2009 will be his 1st year in professional baseball)																		

Juan Francisco Garcia, RHP

Ht.: 6-0; Wt.: 180; Bats: Right; Throws: Right

Resides: Nagua, DR

Signed By: Daurys Nin

Acquired: Signed as a non-drafted free agent, 9-5-07

Born: 3-27-1989 in Nagua, DR

Opening Day Age: 20

Year	Club	W-L	ERA	G	GS	CG	SHO	SV	IP	H	R	ER	HR	HB	BB	SO	WP	BK
2008	Dominican Royals	0-5	3.82	13	2	0	0	3	30.2	31	19	13	0	2	14	23	3	0

Justin Joseph Garcia, RHP

Ht.: 6-0; Wt.: 185; Bats: Right; Throws: Right

Resides: Violet, La.

Signed By: Royals

Acquired: Signed as a non-drafted free agent, 6-12-08

Career Notes: Graduated from Hannan High in Meraux, La., 2003 and the University of New Orleans, 2008...was a teammate of Royals farmhand Johnny Giavotella at UNO...went 6-2 as a senior.

Born: 10-19-84 in New Orleans, La.

Opening Day Age: 24

Year	Club	W-L	ERA	G	GS	CG	SHO	SV	IP	H	R	ER	HR	HB	BB	SO	WP	BK
2008	Idaho Falls	4-1	3.00	18	0	0	0	3	42.0	41	16	14	1	3	5	35	7	0

Santiago Garrido, RHP

Ht.: 6-0; Wt.: 180; Bats: Right; Throws: Right

Resides: Higuey, DR

Signed By: Royals

Acquired: Signed as a non-drafted free agent, 1-26-07

Born: 10-4-89 in Higuey, DR

Opening Day Age: 19

Year	Club	W-L	ERA	G	GS	CG	SHO	SV	IP	H	R	ER	HR	HB	BB	SO	WP	BK
2007	Dominican Royals	1-4	3.35	14	9	0	0	1	43.0	34	22	16	0	7	28	34	6	1
2008	Burlington (R)	0-2	3.86	6	3	0	0	0	18.2	19	11	8	1	1	6	13	2	0
	Surprise Royals	0-1	5.49	7	0	0	0	0	19.2	20	15	12	0	3	9	8	6	0
Minor League Totals		1-7	3.98	27	12	0	0	1	81.1	73	48	36	1	11	43	55	14	1

Johnny A. Giavotella, INF

Ht.: 5-8; Wt.: 185; Bats: Right; Throws: Right

Resides: Harahan, La.

Signed By: Scott Nichols

Acquired: Selected in 2nd round of 2008 June Free Agent Draft

Career Notes: Graduated from Jesuit High, 2005, where he was a member of the Louisiana 5A State Championship squad...attended the University of New Orleans...batted .354 with 12 home runs, 56 RBI, and 19 stolen bases as a junior in 2008...batted .385 as a sophomore...named Most Outstanding Player of the 2007 Sun Belt Conference Tournament after leading UNO to the tournament title...named the top sophomore second baseman in the country by Baseball America...was a teammate of Royals farmhand Justin Garcia at UNO.

Born: 7-10-87 in Metairie, La.

Opening Day Age: 21

Year	Club	AVG	G	AB	R	H	2B	3B	HR	RBI	SH	SF	HP	BB	SO	SB	CS	E
2008	Burlington (A)	.299	68	278	50	83	18	2	4	26	3	3	1	25	34	10	7	13

ROYALS

REVIEW

HISTORY

RECORDS

OPPONENTS

SCOUTING/PLAYER DEV.

MEDIA & MISC.



MINOR LEAGUE BIOS (CONT.)

Stephen Thomas (Steve) Gilgenbach, LHP

Ht.: 6-2; Wt.: 215; Bats: Left; Throws: Left

Resides: Fond du Lac, Wis.

Signed By: Scott Nichols

Acquired: Selected in the 47th round of the 2008 June Free Agent Draft

Career Notes: Attended both Hurricane (W.V.) High and Fond du Lac (Wis.) High...batted .450 as a sophomore to help Hurricane to the 2002 West Virginia State Championship...graduated from Madison (Wis.) Area Technical College in 2006, where he went 7-3 with a 3.30 ERA...transferred to the University of Arkansas-Little Rock, where he pitched two seasons...earned a degree in health science from UALR.

Born: 2-12-86 in Cookeville, Tenn.

Opening Day Age: 23

Year	Club	W-L	ERA	G	GS	CG	SHO	SV	IP	H	R	ER	HR	HB	BB	SO	WP	BK
2008	Idaho Falls	0-1	9.59	20	0	0	0	0	25.1	31	30	27	3	3	25	26	3	0

Jason Robert Godin, RHP

Ht.: 6-4; Wt.: 180; Bats: Right; Throws: Right

Resides: Stafford, Va.

Signed By: Steve Connelly

Acquired: Selected in the 5th round of the 2006 June Free Agent Draft

Career Notes: Graduated from North Stafford (Va.) High...2-time All-Area and All-District selection...rated among the top 10 high school players in Virginia...selected by the Seattle Mariners in the 47th round of the 2002 June Free Agent Draft, but did not sign...attended Old Dominion University where he led the CAA with 146 strikeouts in 115.1 innings, just 5 shy of Justin Verlander's league record...named 2nd-team All-CAA...struck out a school-record 18 batters vs. Northeastern.

Born: 9-23-84 in Anchorage, Alaska

Opening Day Age: 24

Year	Club	W-L	ERA	G	GS	CG	SHO	SV	IP	H	R	ER	HR	HB	BB	SO	WP	BK
2006	Idaho Falls	0-1	2.49	6	4	0	0	0	21.2	23	6	6	2	1	8	18	4	0
2007	Burlington (A)	5-6	3.46	19	16	0	0	1	96.1	79	40	37	0	6	36	60	11	0
	Wilmington	0-3	6.75	5	4	1	0	0	22.2	32	18	17	1	4	6	10	3	0
2008	Wilmington	2-7	5.33	14	14	0	0	0	72.2	80	52	43	5	6	24	44	9	1
Minor League Totals		7-17	4.35	44	38	1	0	1	213.1	214	116	103	8	17	74	132	27	1

Moises David Gomez, C

Ht.: 5-11; Wt.: 175; Bats: Right; Throws: Right

Resides: Coro, Venezuela

Signed By: Richard Castro

Acquired: Signed as a non-drafted free agent, 8-30-08

Born: 1-20-92 in Coro, Venezuela

Opening Day Age: 17

Year	Club	AVG	G	AB	R	H	2B	3B	HR	RBI	SH	SF	HP	BB	SO	SB	CS	E
(2009 will be his 1st year in professional baseball)																		

Omar Gomez, LHP

Ht.: 6-2; Wt.: 160; Bats: Left; Throws: Left

Resides: Puerto Plata, DR

Signed By: Fausto Morel

Acquired: Signed as a non-drafted free agent, 9-26-07

Born: 1-26-89 in Puerto Plata, DR

Opening Day Age: 20

Year	Club	W-L	ERA	G	GS	CG	SHO	SV	IP	H	R	ER	HR	HB	BB	SO	WP	BK
2008	Dominican Royals	5-0	2.88	13	1	0	0	0	34.1	27	16	11	0	1	27	34	4	3

Juan J. Graterol, C

Ht.: 6-1; Wt.: 170; Bats: Right; Throws: Right

Resides: Maracay, Venezuela

Signed By: Juan Indriago

Acquired: Signed as a non-drafted free agent, 9-6-05

Born: 2-14-89 in Aragua, Venezuela

Opening Day Age: 20

Year	Club	AVG	G	AB	R	H	2B	3B	HR	RBI	SH	SF	HP	BB	SO	SB	CS	E
2006	Dominican Royals	.296	48	152	31	45	8	0	20	1	1	5	18	10	0	0	4	
2007	Burlington (R)	.225	33	102	12	23	1	0	10	0	1	1	9	17	1	0	2	
2008	Idaho Falls	.276	32	98	13	27	4	0	15	0	0	3	11	16	2	1	1	
Minor League Totals		.270	113	352	56	95	13	0	45	1	2	9	38	43	3	1	7	

Shawn Patrick Griffin, OF

Ht.: 6-2; Wt.: 195; Bats: Switch; Throws: Right

Resides: Fort Myers, Fla.

Signed By: Sean Gibbs

Acquired: Selected in the 20th round of the 2008 June Free Agent Draft

Career Notes: Graduated from Chaminade-Madonna College Preparatory in Hollywood, Fla., in 2004...attended Florida Gulf Coast University from 2004 to 2006, helping the Eagles to a 78-35 record...transferred to the University of Tennessee...led the team with a .586 slugging percentage as a senior...earned a degree in political science.

Born: 8-9-86 in Jacksonville, Fla.

Opening Day Age: 22

Year	Club	AVG	G	AB	R	H	2B	3B	HR	RBI	SH	SF	HP	BB	SO	SB	CS	E
2008	Idaho Falls	.249	69	257	41	64	15	3	5	30	0	2	1	38	83	14	5	4

Elkin Alfonso Guete, RHP

Ht.: 6-1; Wt.: 170; Bats: Right; Throws: Right

Resides: Cartagena, Colombia

Signed By: Rafael Miranda and Orlando Estevez

Acquired: Signed as a non-drafted free agent, 7-2-08

Born: 12-24-91 in Cartagena, Colombia

Opening Day Age: 17

Year	Club	W-L	ERA	G	GS	CG	SHO	SV	IP	H	R	ER	HR	HB	BB	SO	WP	BK
(2009 will be his 1st year in professional baseball)																		

**Daniel Salvador (Danny) Gutierrez, RHP**

Ht.: 6-2; Wt.: 180; Bats: Right; Throws: Right

Resides: Moreno Valley, Calif.

Signed By: John Ramey

Acquired: Selected in the 33rd round of the 2005 June Free Agent Draft

Career Notes: Graduated from Rubidoux High in Riverside, Calif., attended Riverside Community College, playing his freshman season before signing with the Royals...went 6-2 with a 2.52 ERA in 17 appearances, striking out 60 in 78.2 innings.

Born: 3-8-87 in Los Angeles, Calif.

Opening Day Age: 22

Year	Club	W-L	ERA	G	GS	CG	SHO	SV	IP	H	R	ER	HR	HB	BB	SO	WP	BK
2006	Idaho Falls	0-4	6.57	14	9	0	0	0	49.1	74	42	36	6	4	21	36	6	1
2007	Surprise Royals	0-0	0.00	1	1	0	0	0	3.0	1	0	0	0	0	1	3	1	0
	Burlington (A)	1-2	4.88	7	7	0	0	0	31.1	32	18	17	2	0	12	27	1	0
2008	Burlington (A)	4-4	2.70	19	18	0	0	0	90.0	83	38	27	7	8	25	104	3	0
Minor League Totals		5-10	4.15	41	35	0	0	0	173.2	190	98	80	15	12	59	170	11	1

Luis Alfredo Guzman, RHP

Ht.: 6-3; Wt.: 180; Bats: Right; Throws: Right

Resides: El Tigre, Venezuela

Signed By: Richard Castro, Joelvis Gonzalez

Acquired: Signed as a non-drafted free agent, 9-24-08

Born: 7-21-91 in Barcelona, Venezuela

Opening Day Age: 17

Year	Club	W-L	ERA	G	GS	CG	SHO	SV	IP	H	R	ER	HR	HB	BB	SO	WP	BK
(2009 will be his 1st year in professional baseball)																		

Pernell Antwan Halliman, RHP

Ht.: 6-6; Wt.: 240; Bats: Right; Throws: Right

Resides: Fresno, Calif.

Signed By: Ben Jones

Acquired: Selected in the 40th round of the 2008 June Free Agent Draft

Career Notes: Graduated from Edison High in Fresno, Calif., 2005 and West Hills Junior College in Coalinga, Calif., in 2007...compiled 114 strikeouts in 113.1 IP in two seasons at West Hills...selected by the Pittsburgh Pirates in the 34th round of the 2006 June Free Agent draft, but did not sign...transferred to Jackson State University in 2007...fanned 65 batters in 40.0 IP in 2008...also played the outfield at JSU...led the team with a .374 batting average.

Born: 12-20-86 in Fresno, Calif.

Opening Day Age: 22

Year	Club	W-L	ERA	G	GS	CG	SHO	SV	IP	H	R	ER	HR	HB	BB	SO	WP	BK
2008	Burlington (R)	0-1	8.31	12	3	0	0	0	26.0	38	29	24	4	1	16	20	5	0

Timothy W. (Tim) Hamulack, LHP

See Major League bios, Page 178

Blaine Patrick Hardy, LHP

Ht.: 6-2; Wt.: 195; Bats: Left; Throws: Left

Resides: Shoreline, Wash.

Signed By: Scott Ramsay

Acquired: Selected in the 22nd round of the 2008 June Free Agent Draft.

Career Notes: Graduated from Edmonds-Woodway High in Edmonds, Wash., 2005...spent his freshman year at the University of Portland, where he appeared in 15 games for the Pilots...transferred to Bellevue (Wash.) Community College for the 2006-07 academic year...transferred to Lewis-Clark State College for the 2007-08 academic year...went 8-1 with a 2.48 ERA to help the Warriors win the 2008 NAIA National Championship...finished in a tie for 9th in the Pioneer League in saves.

Born: 3-14-87 in Seattle, Wash.

Opening Day Age: 22

Year	Club	W-L	ERA	G	GS	CG	SHO	SV	IP	H	R	ER	HR	HB	BB	SO	WP	BK
2008	Idaho Falls	1-0	4.15	21	0	0	0	4	34.2	34	18	16	5	0	8	34	1	0

Lenny Franklin (Rowdy) Hardy, LHP

Ht.: 6-3; Wt.: 170; Bats: Left; Throws: Left

Resides: Bethel Springs, Tenn.

Signed By: Spencer Graham

Acquired: Signed as a non-drafted free agent, 5-27-06

Career Notes: Graduated from Bethel Springs (Tenn.) High...attended Austin Peay University...went 9-3 with a 2.58 ERA in 18 appearances, 14 starts, his senior season in 2006...left Austin Peay as the Ohio Valley Conference's all-time wins leader with 32...named to the 2005 and 2006 All-Ohio Valley Conference team and the 2005 Pitcher of the Year...was named 2006 Idaho Falls Pitcher of the Year...also named to Pioneer League Postseason All-Star Team...tied for 3rd in the league in innings pitched and 4th in ERA...led all Royals minor leaguers in wins in 2007 to capture the Royals Minor League Pitcher of the Year honors...also named Pitcher of the Year for Wilmington and the Carolina League...pitched in the California/Carolina League All-Star Game and made the Carolina League Postseason All-Star team...led the league in wins and innings pitched...finished 2nd in ERA...named the pitcher with the Best Control in the Carolina League by Baseball America following the 2007 season and the Royals prospect with the Best Control entering 2008...was 5th in the Texas League in innings pitched in 2008.

Born: 10-26-82 in Dallas, Texas

Opening Day Age: 26

Year	Club	W-L	ERA	G	GS	CG	SHO	SV	IP	H	R	ER	HR	HB	BB	SO	WP	BK
2006	Idaho Falls	5-3	2.80	15	15	0	0	0	80.1	79	29	25	4	7	5	52	2	0
2007	Wilmington	*15-5	2.48	26	22	+3	0	1	*167.0	144	52	46	6	15	16	91	3	0
2008	Northwest Arkansas	6-11	4.97	28	27	0	0	0	155.2	195	97	86	14	20	31	87	2	0
Minor League Totals		26-19	3.51	69	64	3	0	1	403.0	418	178	157	24	42	52	230	7	0



MINOR LEAGUE BIOS (CONT.)

Aaron Scott Hartsock, RHP

Ht.: 6-2; Wt.: 205; Bats: Right; Throws: Right

Resides: Imperial, Calif.

Signed By: John Ramey

Acquired: Selected in the 23rd round of the 2006 June Free Agent Draft

Career Notes: Graduated from Imperial (Calif.) High...named All-CIF as a senior...attended Mesa College in San Diego and Imperial Valley Junior College...also attended California Baptist University where he was named Golden State Athletic Conference Pitcher of the Year in 2006 after going 10-3 with a 3.40 ERA...also was named an honorable mention NAIA All-American...tied for 1st in the Pioneer League in 2006 with 6 wins...tied for the Burlington team lead in wins in 2007...tied for 1st in the Carolina League and among all Royals minor league players in wins in 2008.

Born: 1-17-84 in Brawley, Calif.

Opening Day Age: 25

Year	Club	W-L	ERA	G	GS	CG	SHO	SV	IP	H	R	ER	HR	HB	BB	SO	WP	BK
2006	Idaho Falls	+6-2	2.91	18	0	0	0	2	46.1	33	17	15	2	4	13	43	8	1
2007	Burlington (A)	7-4	2.62	42	0	0	0	6	75.2	63	28	22	6	1	26	51	8	0
2008	Wilmington	+12-5	3.46	42	0	0	0	1	78.0	75	33	30	4	0	22	58	4	0
	Northwest Arkansas	0-0	2.25	1	0	0	0	1	4.0	1	1	1	1	0	5	0	0	0
Minor League Totals		25-11	3.00	103	0	0	0	10	204.0	172	79	68	13	5	61	157	20	1

Keaton Wallace Hayenga, RHP

Ht.: 6-5; Wt.: 185; Bats: Right; Throws: Right

Resides: Redmond, Wash.

Signed By: Scott Ramsay

Acquired: Selected in the 31st round of the 2007 June Free Agent Draft

Career Notes: Graduated from Eastlake High in Sammamish, Wash...earned Class 4A Player of the Year honors in basketball...offered a scholarship to Washington State University, but chose to play professionally...teamed with Royals prospect Hilton Richardson to host a free baseball clinic for Seattle area youth during the 2007-08 offseason.

Born: 7-10-88 in Renton, Wash.

Opening Day Age: 20

Year	Club	W-L	ERA	G	GS	CG	SHO	SV	IP	H	R	ER	HR	HB	BB	SO	WP	BK
2008																		

(Did Not Pitch)

Christopher M. (Chris) Hayes, RHP

Ht.: 6-1; Wt.: 195; Bats: Right; Throws: Right

Resides: Chicago, Ill.

Signed By: Royals

Acquired: Signed as a non-drafted free agent, 3-2-06

Career Notes: Graduated Lake Forest (Ill.) High...attended Northwestern University where he played 4 seasons for the Wildcat baseball team...had 9 saves in 25 appearances as a senior...signed with the Windy City ThunderBolts of the Frontier League out of school and went 4-1 with 9 saves and a 2.41 ERA in 2005...Jed Burlington in saves in 2007...his 12 saves in 2008 placed him 5th in the Texas League.

Born: 2-5-83 in Arlington Heights, Ill.

Opening Day Age: 26

Year	Club	W-L	ERA	G	GS	CG	SHO	SV	IP	H	R	ER	HR	HB	BB	SO	WP	BK
2005	Windy City (Ind.)	4-1	2.41	28	0	0	0	9	41.0	42	15	11	2	-	12	35	0	0
2006	Burlington (A)	3-6	2.79	45	0	0	0	7	67.2	69	24	21	0	2	16	47	1	0
2007	Burlington (A)	4-4	3.10	42	0	0	0	11	69.2	65	27	24	3	8	14	51	0	0
2008	Northwest Arkansas	5-2	1.64	40	0	0	0	12	65.2	49	14	12	4	1	13	39	1	0
Minor League Totals		12-12	2.53	127	0	0	0	30	203.0	183	65	57	7	11	43	137	2	0
Independent Totals		4-1	2.41	28	0	0	0	9	41.0	42	15	11	2	-	12	35	0	0

Edwin De Jesus Henriquez, INF

Ht.: 6-2; Wt.: 170; Bats: Switch; Throws: Right

Resides: Santo Domingo, DR

Signed By: Daurys Nin

Acquired: Signed as a non-drafted free agent, 11-17-05

Career Notes: Dominican League All-Star in 2007...tied for the team lead in doubles and triples.

Born: 11-7-88 in Peralta, DR

Opening Day Age: 20

Year	Club	AVG	G	AB	R	H	2B	3B	HR	RBI	SH	SF	HP	BB	SO	SB	CS	E
2007	Dominican Royals	.250	61	204	26	51	11	4	0	24	2	3	4	16	58	3	8	12
2008	Surprise Royals	.179	46	156	20	28	5	1	0	10	1	0	3	6	30	4	6	6
Minor League Totals		.219	107	360	46	79	16	5	0	34	3	3	7	22	88	7	14	18

Chase Alan Hentges, RHP

Ht.: 6-5; Wt.: 185; Bats: Right; Throws: Right

Resides: Shakopee, Minn.

Signed By: Steve Gossett

Acquired: Selected in the 14th round of the 2008 June Free Agent Draft.

Career Notes: Graduated from Shakopee (Minn.) High, 2008...went 4-0 with a 1.60 ERA and 40 strikeouts in 35.0 IP as a senior.

Born: 6-15-90 in Shakopee, Minn.

Opening Day Age: 18

Year	Club	W-L	ERA	G	GS	CG	SHO	SV	IP	H	R	ER	HR	HB	BB	SO	WP	BK
2008	Surprise Royals	1-1	4.11	12	0	0	0	2	15.1	19	8	7	0	3	3	11	4	1

Luis A. Hernandez, INF

See Major League bios, Page 179-180

**Kelvin De Jesus Herrera, RHP**

Ht.: 5-10; Wt.: 155; Bats: Right; Throws: Right

Resides: Tenares, DR

Signed By: Daurys Nin, Rafael Vasquez

Acquired: Signed as a non-drafted free agent, 12-13-06

Career Notes: Named Burlington Royals Pitcher of the Year in 2008.

Born: 12-31-89 in Tenares, DR

Opening Day Age: 19

Year	Club	W-L	ERA	G	GS	CG	SHO	SV	IP	H	R	ER	HR	HB	BB	SO	WP	BK
2007	Dominican Royals	4-1	0.84	11	5	0	0	1	42.2	30	6	4	1	2	15	50	2	0
2008	Burlington (R)	2-2	1.42	11	8	0	0	0	50.2	48	17	8	0	3	5	45	2	1
	Burlington (A)	2-0	2.13	3	1	0	0	0	12.2	13	4	3	0	1	2	7	1	0
Minor League Totals		8-3	1.27	25	14	0	0	1	106.0	91	27	15	1	6	22	102	5	1

Peter Mitchell Hodge Nielsen (Mitch Hodge), RHP

Ht.: 6-2; Wt.: 205; Bats: Right; Throws: Right

Resides: Vancouver, B.C., Canada

Signed By: Scott Ramsay

Acquired: Selected in the 4th round of the 2007 June Free Agent Draft

Career Notes: Graduated from Prince of Wales Secondary School in Vancouver, B.C...pitched for the White Rock Tritons competitive squad and the Canadian Junior National team.

Born: 6-15-89 in Vancouver, B.C., Canada

Opening Day Age: 19

Year	Club	W-L	ERA	G	GS	CG	SHO	SV	IP	H	R	ER	HR	HB	BB	SO	WP	BK
2007	Surprise Royals	1-6	4.24	12	8	0	0	0	40.1	39	29	19	2	3	23	35	6	0
2008	Surprise Royals	0-4	9.79	11	6	0	0	0	30.1	47	43	33	0	2	31	14	8	0
Minor League Totals		1-10	6.62	23	14	0	0	0	70.2	86	72	52	2	5	54	49	14	0

Ivor Larin Hodgson, Jr., LHP

Ht.: 6-2; Wt.: 190; Bats: Switch; Throws: Left

Resides: Silver Spring, Md.

Signed By: Mike Toomey

Acquired: Selected in the 17th round of the 2007 June Free Agent Draft

Career Notes: Graduated from St. John's High in Washington, D.C., 2005...as a senior, he earned player of the year honors in the District of Columbia from Gatorade and Louisville Slugger...attended Mount St. Mary's University, Emmitsburg, Md...went 4-2 with a 3.23 ERA in 2007...ERA is the lowest in school history for a pitcher with at least 50 IP...also played the outfield, setting single-season school records for at-bats and runs scored...his 3.14 ERA ranked 6th in the Pioneer League in 2008.

Born: 4-25-86 in Silver Spring, Md.

Opening Day Age: 22

Year	Club	W-L	ERA	G	GS	CG	SHO	SV	IP	H	R	ER	HR	HB	BB	SO	WP	BK
2007	Surprise Royals	1-1	5.29	14	0	0	0	0	32.1	45	24	19	1	1	15	36	11	0
2008	Idaho Falls	3-6	3.14	15	15	0	0	0	71.2	62	37	25	1	2	33	67	12	0
Minor League Totals		4-7	3.81	29	15	0	0	0	104.0	107	61	44	2	3	48	103	23	0

Gregory Scott (Greg) Holland, RHP

Ht.: 5-11; Wt.: 185; Bats: Right; Throws: Right

Resides: Marion, N.C.

Signed By: Steve Connelly

Acquired: Selected in the 10th round of the 2007 June Free Agent Draft

Career Notes: Graduated from McDowell High, Marion, N.C., 2004...attended Western Carolina University, where he saved 10 games and earned first team All-Southern Conference honors in 2007...helped WCU win the Southern Conference in 2007...named the Idaho Falls Pitcher of the Year in 2007...finished among the league leaders in saves, wins, and appearances.

Born: 11-20-85 in Morganton, N.C.

Opening Day Age: 23

Year	Club	W-L	ERA	G	GS	CG	SHO	SV	IP	H	R	ER	HR	HB	BB	SO	WP	BK
2007	Idaho Falls	6-1	3.48	22	0	0	0	6	33.2	28	16	13	1	1	15	37	3	1
2008	Wilmington	4-5	3.42	32	7	0	0	4	84.1	70	37	32	4	1	35	96	8	0
Minor League Totals		10-6	3.43	54	7	0	0	10	118.0	98	53	45	5	2	50	133	11	1

Eric John Hosmer, 1B

Ht.: 6-4; Wt.: 215; Bats: Left; Throws: Left

Resides: Cooper City, Fla.

Signed By: Alex Mesa

Acquired: Selected in 1st round (3rd overall) of 2008 June Free Agent Draft

Career Notes: Graduated from American Heritage High in Plantation, Fla., 2008...batted .470 with 11 home runs, 27 RBI, 49 runs, and 14 stolen bases as a senior to earn Player of the Year honors from the South Florida Sun-Sentinel...played in the Allac All-American High School Baseball Classic in 2007...prior to the 2008 draft, he was rated as the high school player with the best power and the pre-talent that is closest to the majors by Baseball America...ranked as the 2nd best prospect in the Royals organization and the Best Hitter for Average by Baseball America following the 2008 season.

Born: 10-24-89 in S. Miami, Fla.

Opening Day Age: 19

Year	Club	AVG	G	AB	R	H	2B	3B	HR	RBI	SH	SF	HP	BB	SO	SB	CS	E
2008	Idaho Falls	.364	3	11	2	4	2	0	0	2	0	0	1	3	2	0	0	0

James Roger (J.R.) House, C

See Major League bios, Page 181

Jeffrey Ryan Howell, C

See Major League bios, Page 182



MINOR LEAGUE BIOS (CONT.)

Timothy M. Huber, LHP

Ht.: 5-10; Wt.: 190; Bats: Left; Throws: Right

Resides: Omaha, Neb.

Signed By: Steve Gossett

Acquired: Selected in the 27th round of the 2008 June Draft

Career Notes: Graduated from Creighton Prep High, Omaha, Neb., 2004...attended the University of Nebraska at Omaha, where he went 24-9 in his career...went 9-1 with a 3.22 ERA and 95 strikeouts in 78.1 IP as a senior...helped the school reach its first-ever Division II World Series in 2007...is a cousin of Phillies pitcher Mike Zagaruski.

Born: 2-1-86 in Omaha, Neb.

Opening Day Age: 23

Year	Club	W-L	ERA	G	GS	CG	SHO	SV	IP	H	R	ER	HR	HB	BB	SO	WP	BK
2008	Burlington (R)	0-0	18.00	3	0	0	0	0	3.0	8	6	6	1	1	2	4	1	0
	Idaho Falls	1-0	3.38	13	0	0	0	3	24.0	19	9	3	3	3	13	18	2	0
	Burlington (A)	0-1	10.50	4	0	0	0	0	6.0	10	7	7	1	0	5	3	1	0
Minor League Totals		1-1	6.00	20	0	0	0	3	33.0	37	22	22	5	4	20	25	4	0

Robert Jaeson (Jaeson) Hudnall, RHP

Ht.: 6-6; Wt.: 220; Bats: Left; Throws: Right

Resides: Carlisle, Ohio

Signed By: Mike Toomey

Acquired: Signed as a non-drafted free agent, 8-6-08

Career Notes: Attended Urbana (Ohio) University...named American Midwest Conference Pitcher of the Year in 2008...led the league in strikeouts (89) and ERA (1.75)...set school records for strikeouts and wins in a season.

Born: 10-4-86 in Carlisle, Ohio

Opening Day Age: 22

Year	Club	W-L	ERA	G	GS	CG	SHO	SV	IP	H	R	ER	HR	HB	BB	SO	WP	BK
2008	Burlington (R)	0-0	3.38	4	0	0	0	0	5.1	5	3	2	1	0	0	6	1	0

Luke Stephen Hudson, RHP

Ht.: 6-3; Wt.: 205; Bats: Right; Throws: Right

Resides: Huntington Beach, Calif.

Signed By: Ty Coslow (Rockies)

Acquired: Signed as a minor league free agent, 3-13-06

Career Notes: Graduated from Fountain Valley (Calif) High, where he went 8-1 with a 1.03 ERA as a senior...won a pair of state IA championships...attended the University of Tennessee, where he recorded 202 strikeouts, which was 8th all-time when he left...selected by the Rockies in the fourth round of the 1998 June Free Agent Draft...finished 2nd in the Southern League in strikeouts in 2001...made his Major League debut, 7-1-02 against Houston...missed the 2003 season following arthroscopic surgery on his right shoulder, 4-11-03...his 16.0-inning scoreless stretch from 8-30-04 to 9-17-04 was the longest by a Reds pitcher in 2004...recorded his first Major League win on 8-20-04 at Arizona...missed the start of the 2005 season with inflammation in his right shoulder...named the Royals Pitcher of the Month in July and August, 2006...allowed 11 runs while retiring just 1 batter in the first inning on 8-13-06 at Cleveland, becoming the first pitcher since Kid Nichols in 1897 to allow at least 11 runs in the opening inning of a game...recorded 10 strikeouts on 9-4-06 versus New York...it was the first 10+ strikeout performance by a Royals pitcher since Blake Stein fanned 11 on 6-17-01 at Milwaukee...missed most of the 2007 season with right shoulder injuries...missed the 2008 season while recovering from right shoulder surgery...participated in the 2005 Reds Caravan, 2007 Royals Caravan, and 2008 Royals FanFest...has 7 brothers and sisters.

Born: 5-2-77 in Fountain Valley, Calif.

Opening Day Age: 31

Year	Club	W-L	ERA	G	GS	CG	SHO	SV	IP	H	R	ER	HR	HB	BB	SO	WP	BK	
1998	Portland	3-6	4.74	15	15	0	0	0	79.2	68	46	42	8	4	51	82	8	3	
1999	Asheville	6-5	4.30	21	20	1	0	0	88.0	89	47	42	10	8	24	96	3	3	
2000	Salem	5-8	3.27	19	19	2	2	0	110.0	101	47	40	9	10	34	80	5	1	
2001	Carolina	7-12	4.20	29	*28	1	0	0	165.0	159	90	77	19	15	68	145	18	1	
2002	Louisville	5-9	4.51	30	17	0	0	3	117.2	102	64	59	6	16	57	129	10	1	
	CINCINNATI	0-0	4.50	3	0	0	0	0	6.0	5	5	3	1	6	6	7	2	0	
(Injured - Did Not Pitch)																			
2003	Chattanooga	7-7	3.32	16	16	0	0	0	86.2	71	35	32	9	8	25	91	9	0	
	Louisville	2-1	2.84	3	3	0	0	0	19.0	15	8	6	2	0	5	17	0	0	
	CINCINNATI	4-2	2.42	9	9	0	0	0	48.1	36	16	13	3	2	25	38	5	0	
2005	Chattanooga	0-1	5.40	1	1	0	0	0	6.2	6	4	4	2	1	1	7	0	0	
	CINCINNATI	6-9	6.38	19	16	0	0	0	84.2	83	62	60	14	11	50	53	5	0	
2006	KANSAS CITY	7-6	5.12	26	15	0	0	0	102.0	109	62	58	7	4	38	64	6	0	
	Omaha	2-0	2.80	13	2	0	0	1	35.1	30	14	11	0	2	7	21	1	0	
2007	Wichita @	0-1	3.68	2	2	0	0	0	7.1	8	5	3	1	1	2	12	0	0	
	Omaha @	0-1	5.00	2	2	0	0	0	9.0	11	7	5	2	0	4	14	0	0	
	KANSAS CITY	0-1	18.00	1	1	0	0	0	2.0	2	5	4	1	0	4	0	0	0	
(Injured - Did Not Pitch)																			
2008																			
Minor League Totals		37-51	3.99	151	125	4	2	4	724.1	660	367	321	68	65	278	694	54	9	
A.L. Totals		7-7	5.37	27	16	0	0	0	104.0	111	67	62	8	4	42	64	6	0	
N.L. Totals		10-11	4.92	31	25	0	0	0	139.0	124	83	76	18	13	81	98	12	0	
Major League Totals		17-18	5.11	58	41	0	0	0	243.0	235	150	138	26	17	123	162	18	0	

@ - rehab appearance



MINOR LEAGUE BIOS (CONT.)

Dustin Robert (Dusty) Hughes, LHP

Ht.: 5-10; Wt.: 185; Bats: Left; Throws: Left

Resides: Horn Lake, Miss.

Signed By: Mark Willoughby

Acquired: Selected in 11th round of 2003 June Free Agent Draft

Career Notes: Graduated Horn Lake (Miss.) High...selected by the Florida Marlins in the 50th round of the 2002 June Free Agent Draft, but did not sign...earned all-conference and team MVP honors as a junior and senior...went 11-3 with a 2.60 ERA and 94 strikeouts as a senior, while leading the team with a .429 batting average...played at Delta State University in Cleveland, Miss...named to the 2nd team All-Gulf South Conference in 2002 after going 2-2 with 7 saves and a 2.04 ERA...helped lead the Statesmen to the Division II World Series in both 2001 and 2002...was named to the America Baseball Coaches Association/All-South Central Region 2nd Team after going 8-1 with 1 save and a 3.33 ERA in 15 games (9 starts) for Delta State in 2003 and helping to lead the Statesmen to the Gulf South Conference title...named the 2003 Pitcher of the Year for the Surprise Royals after posting a 5-2 record and ranking 4th in the league with a 2.84 ERA in 11 games (6 starts)...combined with Jake Mullis for a no-hitter on 4-12-04 for Burlington...missed the entire 2006 season after undergoing Tommy John surgery...was named the 2007 Wichita Pitcher of the Year...went 1-0 with a 2.45 ERA in 6 starts with the Surprise Rafters in the Arizona Fall League in 2007, earning AFL Pitcher of the Year honors in a fan vote.

Year	Club	W-L	ERA	G	GS	CG	SHO	SV	IP	H	R	ER	HR	HB	BB	SO	WP	BK
2003	Surprise Royals	5-2	2.84	11	6	0	0	0	50.2	38	21	16	4	0	18	54	4	1
2004	Burlington (A)	4-2	1.56	8	8	0	0	0	52.0	39	12	9	2	1	15	36	1	0
	Wilmington	5-5	2.41	18	18	0	0	0	108.1	95	37	29	5	3	31	68	1	1
2005	High Desert	5-7	5.67	19	19	0	0	0	92.0	119	74	58	13	5	45	87	9	1
2006									(Injured - Did Not Pitch)									
2007	Wichita	6-2	3.08	25	16	1	0	1	108.0	98	44	37	5	8	45	77	6	1
2008	Northwest Arkansas	5-2	2.91	20	4	0	0	3	52.2	47	17	17	3	0	16	43	1	1
	Omaha	3-2	5.04	12	11	0	0	0	55.1	65	32	31	8	0	25	36	3	0
Minor League Totals		33-22	3.42	113	82	1	0	4	519.0	501	237	197	40	17	195	401	25	5

Antonio Maria Jimenez, INF

Ht.: 6-2; Wt.: 155; Bats: Switch; Throws: Right

Resides: Salcedo, DR

Signed By: Pedro Silverio

Acquired: Signed as a non-drafted free agent, 5-18-05

Born: 4-20-87 in Salcedo, DR

Opening Day Age: 21

Year	Club	AVG	G	AB	R	H	2B	3B	HR	RBI	SH	SF	HP	BB	SO	SB	CS	E
2005	Dominican Royals	.241	52	162	23	39	7	1	0	22	3	1	1	37	43	11	2	5
2006	Dominican Royals	.264	48	174	31	46	9	3	3	35	2	4	2	25	30	3	0	8
2007	Burlington (R)	.213	57	216	27	46	9	4	4	24	0	0	0	13	59	3	2	15
2008	Burlington (A)	.184	49	136	10	25	4	0	0	10	3	0	2	11	45	4	3	9
	Idaho Falls	.288	69	281	34	81	13	3	3	29	1	3	1	14	86	20	7	18
Minor League Totals		.245	275	969	125	237	42	11	10	120	9	8	6	100	263	41	14	57

Blake Wayne Johnson, RHP

Ht.: 6-3; Wt.: 185; Bats: Right; Throws: Right

Resides: Baton Rouge, La.

Signed By: Clarence Johns (Dodgers)

Acquired: Acquired from the Los Angeles Dodgers with LHP Odalis Perez and RHP Julio Pimentel in exchange for RHP Elmer Dessens, 7-25-06

Career Notes: Graduated from Parkview Baptist High in Baton Rouge, La...was 8-3 with a 1.31 ERA in 12 games as a senior in 2004...entered 2004 draft rated as the 79th-best overall prospect by Baseball America...selected by the Los Angeles Dodgers in the 2nd round of the 2004 June Free Agent Draft...named to the South Atlantic League All-Star team in 2005...helped Wilmington reach the playoffs in 2007 by going 5-0 with a 1.19 ERA over his final 10 appearances...tied for third in the Texas League in wins in 2008.

Year	Club	W-L	ERA	G	GS	CG	SHO	SV	IP	H	R	ER	HR	HB	BB	SO	WP	BK
2004	Ogden	3-3	6.47	13	12	0	0	0	57.0	73	46	41	5	6	19	57	9	0
2005	Columbus	9-4	3.33	24	17	1	1	0	100.0	83	47	37	4	2	36	88	6	0
2006	Vero Beach	4-5	4.92	20	18	0	0	0	106.0	121	70	58	11	6	19	73	3	2
	High Desert	1-1	5.73	3	2	0	0	0	11.0	15	7	7	1	0	9	1	0	
2007	Wilmington	9-6	3.28	26	22	1	0	1	131.2	119	52	48	7	5	33	80	5	0
2008	Northwest Arkansas	10-9	4.85	26	25	0	0	0	143.0	168	85	77	20	11	38	86	5	1
Minor League Totals		36-28	4.40	112	96	2	1	1	548.2	579	307	268	48	30	145	393	29	3

Joshua Rashaad Johnson, INF

Ht.: 5-8; Wt.: 185; Bats: Switch; Throws: Right

Resides: Tampa, Fla.

Signed By: Cliff Pastornicky

Acquired: Selected in 3rd round of 2004 June Free Agent Draft

Career Notes: Graduated Middleton (Tampa, Fla.) High...2004 Preseason High School Baseball All-American by Louisville Slugger...set county record for stolen bases in 2004...2-time All-State selection in 2003 and 2004...turned down scholarship from the University of Texas...named to the 2006 Midwest League All-Star Game and to the Postseason All-Star squad...finished 2nd in the Midwest League with a .391 on-base pct. after drawing a league-leading 93 walks in 112 games...father Larry played for parts of 5 seasons in the Majors from 1972-78 for Cleveland, Montreal and the White Sox.

Year	Club	AVG	G	AB	R	H	2B	3B	HR	RBI	SH	SF	HP	BB	SO	SB	CS	E
2004	Surprise Royals	.213	53	178	44	38	5	6	0	22	4	2	7	55	38	23	13	10
	Burlington (A)	.167	4	12	1	2	0	0	0	1	1	0	0	1	3	0	0	1
2005	Surprise Royals	.259	28	112	24	29	8	2	1	16	2	1	1	23	24	7	1	6
	Idaho Falls	.240	37	129	20	31	5	4	2	26	3	1	2	25	25	3	6	8
2006	Burlington (A)	.241	112	381	59	92	8	5	3	40	19	2	2	*93	72	18	9	10
2007	Wilmington	.252	83	262	28	66	11	2	1	31	2	1	1	41	49	4	7	13
2008	Wilmington	.253	118	359	49	91	13	4	3	38	10	2	3	85	76	14	12	11
Minor League Totals		.244	435	1433	225	349	50	23	10	174	41	9	16	323	287	69	48	59

ROYALS

REVIEW

HISTORY

RECORDS

OPPONENTS

SCOUTING/PLAYER DEV

MEDIA & MISC



MINOR LEAGUE BIOS (CONT.)

Travis Richard Jones, C

Ht.: 6-2; Wt.: 200; Bats: Right; Throws: Right

Resides: Tucson, Ariz.

Signed By: Ken Munoz

Acquired: Selected in the 50th round of the 2008 June Free Agent Draft

Career Notes: Graduated from Sabino High, in Tucson, Ariz., 2008...batted .481 with 15 home runs and 38 RBI as a senior to earn Player of the Year honors from the Tucson Citizen...was one of 11 catchers nationwide to garner Louisville Slugger High School All-American Team honors in 2008...earned honorable mention for the same award in 2007.

Born: 5-23-89 in Las Vegas, Nev.

Opening Day Age: 19

Year	Club	AVG	G	AB	R	H	2B	3B	HR	RBI	SH	SF	HP	BB	SO	SB	CS	E
2008	Surprise Royals	.188	5	16	1	3	0	0	0	1	0	0	0	3	7	0	0	0

Lifete Jose, INF

Ht.: 6-0; Wt.: 170; Bats: Switch; Throws: Right

Resides: San Pedro De Macoris, DR

Signed By: Rafael Vasquez

Acquired: Signed as a non-drafted free agent, 9-2-06

Born: 3-24-89 in San Pedro De Macoris, DR

Opening Day Age: 20

Year	Club	AVG	G	AB	R	H	2B	3B	HR	RBI	SH	SF	HP	BB	SO	SB	CS	E
2007	Surprise Royals	.235	47	183	27	43	5	1	0	20	2	2	4	23	36	6	1	21
2008	Burlington (R)	.182	11	33	2	6	1	0	0	0	0	0	1	3	14	0	1	6
	Surprise Royals	.261	30	92	11	24	3	1	2	17	2	1	2	10	31	6	4	9
Minor League Totals		.237	88	308	40	73	9	2	2	37	4	3	7	36	81	12	6	36

Matthew Michael (Matt) Kniginyzky, RHP

Ht.: 6-3; Wt.: 185; Bats: Left; Throws: Right

Resides: Mississauga, Ontario, Canada

Signed By: Spencer Graham

Acquired: Selected in 23rd round of 2005 June Free Agent Draft

Career Notes: Graduated Lorne Park High in Mississauga, Ontario in 2000...originally selected by the Toronto Blue Jays in the 43rd round of the 2000 June Free Agent Draft, but did not sign...attended Lake City (Fla.) Community College, Northeastern Oklahoma A&M in Miami (Okla.) and received Bachelor of Science from High Point (N.C.) University in 2005...finished 2-year career at High Point ranked 3rd all-time in saves...named to the 2006 Midwest League All-Star Game...missed the final month of 2006 after surgery to repair a torn labrum...missed last month and a half of 2007 with a right rotator cuff strain...earned Wilmington Pitcher of the Year honors in 2008.

Born: 10-5-82 in Oakville, Ontario, Canada

Opening Day Age: 26

Year	Club	W-L	ERA	G	GS	CG	SHO	SV	IP	H	R	ER	HR	HB	BB	SO	WP	BK
2005	Idaho Falls	2-5	4.66	21	0	0	0	5	29.0	35	22	15	0	4	13	40	4	0
2006	Burlington (A)	9-5	3.51	23	23	0	0	0	130.2	124	53	51	16	8	34	100	15	0
2007	Surprise Royals	0-0	0.00	1	1	0	0	0	3.0	3	2	0	0	1	2	2	0	1
	Idaho Falls	0-0	5.40	1	1	0	0	0	5.0	7	4	3	1	0	1	3	0	0
	Burlington (A)	1-0	1.88	3	3	0	0	0	14.1	16	5	3	1	1	2	13	0	0
2008	Wilmington	9-8	3.57	27	27	0	0	0	141.0	133	66	56	7	7	51	113	16	0
Minor League Totals		21-18	3.57	76	55	0	0	5	323.0	318	152	128	25	21	103	271	35	0

Jacob Roux Kuebler, INF

Ht.: 6-5; Wt.: 192; Bats: Right; Throws: Right

Resides: Lincoln, Neb.

Signed By: Steve Gossett

Acquired: Selected in the 17th round of the 2008 June Free Agent Draft

Career Notes: Graduated from Lincoln (Neb.) Southeast High in 2008...batted .545 as a senior...went 7-0 with a 0.16 ERA on the mound...is a cousin of Royals third baseman Alex Gordon

Born: 9-3-89 in Lincoln, Neb.

Opening Day Age: 19

Year	Club	AVG	G	AB	R	H	2B	3B	HR	RBI	SH	SF	HP	BB	SO	SB	CS	E
2008	Surprise Royals	.187	35	123	13	21	4	0	1	10	1	0	1	6	23	5	1	14

John Michael Lamb, LHP

Ht.: 6-3 Wt.: 185; Bats: Left Throws: Left

Resides: Laguna Hills, Calif.

Signed By: Gary Johnson, John Ramey

Acquired: Selected in the 5th round of the 2008 June Free Agent Draft

Career Notes: Graduated from Laguna Hills (Calif.) High, 2008...went 9-2 with a 1.48 ERA as a junior as his team won the conference championship...also batted .396 as a junior and won Pacific Coast League Player and Pitcher of the Year honors...missed his senior year due to a car accident...attended one of the MLB Urban Youth Academy's Southern California Showcases.

Born: 7-10-90 in LaPalma, Calif.

Opening Day Age: 18

Year	Club	W-L	ERA	G	GS	CG	SHO	SV	IP	H	R	ER	HR	HB	BB	SO	WP	BK
(2009 will be his 1st year in professional baseball)																		

Michael Glenn Lehmann, RHP

Ht.: 6-2; Wt.: 185; Bats: Switch; Throws: Right

Resides: Carriere, Miss.

Signed By: Brian Rhees

Acquired: Selected in the 20th round of the 2007 June Free Agent Draft

Career Notes: Graduated from Pearl River High in Carriere, Miss...two-time all-state selection...attended Hannan High in Chalmette, La., before his family moved due to Hurricane Katrina...offered a scholarship at Tulane University but chose to sign with the Royals...tied for 4th in the Arizona League and first on the Surprise Royals in wins.

Born: 5-3-89 in New Orleans, La.

Opening Day Age: 18

Year	Club	W-L	ERA	G	GS	CG	SHO	SV	IP	H	R	ER	HR	HB	BB	SO	WP	BK
2007	Surprise Royals	5-1	2.64	14	1	0	0	1	44.1	36	23	13	4	4	23	40	7	0
2008	Burlington (R)	4-4	3.43	13	9	0	0	0	57.2	57	30	22	4	0	16	42	2	0
Minor League Totals		9-5	3.09	27	10	0	0	1	102.0	93	53	35	8	4	39	82	9	0

**Dylan Kevin Lindsay, RHP**

Ht.: 6-2; Wt.: 183; Bats: Right; Throws: Right

Resides: Johannesburg, South Africa

Signed By: Mike Randall

Acquired: Signed as a non-drafted free agent, 10-15-08

Career Notes: Was on provisional South Africa roster for the 2009 World Baseball Classic...will graduate high school in 2009.

Born: 9-4-91 in Johannesburg, South Africa

Opening Day Age: 17

Year	Club	W-L	ERA	G	GS	CG	SHO	SV	IP	H	R	ER	HR	HB	BB	SO	WP	BK
(2009 will be his 1st year in professional baseball)																		

Raymond J. (Ray) Liotta, LHP

Ht.: 6-3; Wt.: 220; Bats: Left; Throws: Left

Resides: Kenner, La.

Signed By: Paul Provas, Warren Hughes (White Sox)

Acquired: Selected from the Chicago White Sox in the Triple-A Phase of the Rule 5 draft, 12-6-07

Career Notes: Graduated from Kenner (La.) High, 2001...selected by the Brewers in the 12th round of the 2001 June Free Agent Draft, but did not sign...pitched at Tulane University in 2002...redshirted in 2003...transferred to Gulf Coast Community College in Panama City, Fla., where he earned 2004 Panhandle Conference Pitcher of the Year honors by finishing 8-4 with a 2.40 ERA...selected by the White Sox in the 2nd round of the 2004 June Free Agent Draft...led the Pioneer League in ERA, 2004...rated as the No. 5 prospect in the Pioneer League by Baseball America...was named the Most Outstanding Pitcher in the South Atlantic League and a midseason All-Star in 2005...led all White Sox farmhands in ERA (2.02), ranked second in innings pitched (165.0), and third in wins (14) and strikeouts (144)...ranked as the 8th-best prospect in the White Sox organization by Baseball America entering 2006...also named the prospect with the Best Control in the organization...missed all of 2007 after undergoing shoulder surgery...is a distant cousin of actor Ray Liotta.

Born: 4-3-83 in Metairie, La.

Opening Day Age: 25

Year	Club	W-L	ERA	G	GS	CG	SHO	SV	IP	H	R	ER	HR	HB	BB	SO	WP	BK
2004	Great Falls	5-1	*2.54	14	11	0	0	0	63.2	59	27	18	1	3	28	65	5	1
2005	Kannapolis	8-3	*2.26	20	20	1	0	0	115.1	108	39	29	5	2	35	107	3	1
	Winston-Salem	6-2	1.45	8	8	0	0	0	49.2	46	11	8	1	2	16	37	4	0
2006	Birmingham	3-8	4.93	18	18	0	0	0	96.2	109	57	53	3	2	46	52	12	0
	Winston-Salem	1-6	8.08	10	9	0	0	0	42.1	62	49	38	5	3	19	30	4	1
2007	(Injured - Did Not Pitch)																	
2008	Surprise Royals	0-0	0.96	4	3	0	0	0	9.1	7	1	1	0	0	1	10	0	0
	Burlington (A)	1-1	2.81	3	3	0	0	0	16.0	13	5	5	2	0	4	14	0	0
	Wilmington	1-1	1.80	4	4	0	0	0	15.0	14	5	3	0	0	8	10	1	0
Minor League Totals		25-22	3.42	81	76	1	0	0	408.0	418	194	155	17	12	157	325	29	3

Alex D. Llanos, OF

Ht.: 6-2; Wt.: 165; Bats: Right; Throws: Right

Resides: Caguas, PR

Signed By: Johnny Ramos

Acquired: Selected in the 6th round of the 2008 June Free Agent Draft

Career Notes: Graduated from the Puerto Rico Baseball Academy and High School, Caguas, P.R., 2008.

Born: 9-21-90 in San Juan, PR

Opening Day Age: 18

Year	Club	AVG	G	AB	R	H	2B	3B	HR	RBI	SH	SF	HP	BB	SO	SB	CS	E
2008	Surprise Royals	.182	54	203	20	37	8	1	0	17	2	3	3	13	63	14	4	4

David Dennis Lough, OF

Ht.: 5-11; Wt.: 185; Bats: Left; Throws: Left

Resides: Clinton, Ohio

Signed By: Jason Bryans

Acquired: Selected in the 11th round of the 2007 June Free Agent Draft

Career Notes: Graduated from Green High (Akron, Ohio) in 2004...attended Mercyhurst College (Erie, Pa.)...led the team in 12 offensive categories as a junior in 2007...tied school season hit mark with 74...batted .404 with 8 home runs, 49 RBI, and 23 steals...made the Rawlings/ABCA All-America Third Team...ranked in the Midwest League's top 10 in triples, at-bats, total bases, runs, slugging percentage, and home runs in 2008.

Born: 1-20-86 in Akron, Ohio

Opening Day Age: 23

Year	Club	AVG	G	AB	R	H	2B	3B	HR	RBI	SH	SF	HP	BB	SO	SB	CS	E
2007	Burlington (R)	.337	24	86	15	29	6	0	2	12	0	0	2	4	13	6	1	0
2008	Burlington (A)	.268	126	488	76	131	21	11	16	62	8	2	10	35	70	12	11	7
Minor League Totals		.279	150	574	91	160	27	11	18	74	8	2	12	39	83	18	12	7

Christopher S. (Chris) Lubanski, OF

See Major League bios, Page 183

Edward Lee Lucas III, INF

Ht.: 6-3; Wt.: 205; Bats: Right; Throws: Right

Resides: Deltona, Fla.

Signed By: Steve Connelly

Acquired: Selected in 8th round of 2004 June Free Agent Draft

Career Notes: Graduated Spruce Creek (Port Orange, Fla.) High in 2000...earned degree from Dartmouth College in 2004...named the 2004 Ivy League Player of the Year and named the Alfred E. Watson Award Winner as the most outstanding athlete at Dartmouth...3-time All-Ivy League...named 2004 1st-team All-New England.

Born: 5-21-82 in Grand Rapids, Mich.

Opening Day Age: 26

Year	Club	AVG	G	AB	R	H	2B	3B	HR	RBI	SH	SF	HP	BB	SO	SB	CS	E
2004	Idaho Falls	.312	41	154	30	48	6	1	0	29	3	4	6	14	18	7	3	8
	Burlington (A)	.202	24	89	12	18	5	1	0	10	2	1	2	5	21	2	2	2
2005	Burlington (A)	.292	113	425	52	124	12	4	1	36	7	0	2	40	67	29	10	29
2006	High Desert	.281	124	455	71	128	26	4	8	66	2	3	3	46	83	19	6	16
2007	Wichita	.280	34	125	19	35	6	1	3	17	1	0	0	9	23	2	1	7
2008	Northwest Arkansas	.304	79	270	38	82	10	4	4	30	2	1	1	29	47	14	7	8
	Omaha	.128	16	47	7	6	0	0	0	0	1	0	0	7	14	0	1	2
Minor League Totals		.282	431	1565	229	441	65	15	16	188	18	9	14	150	273	71	29	65



MINOR LEAGUE BIOS (CONT.)

Rafael Antonio Lugo, INF

Ht.: 6-2; Wt.: 187; Bats: Right; Throws: Right

Resides: Azua, DR

Signed By: Edis Perez

Acquired: Signed as a non-drafted free agent, 8-25-08

Born: 1-17-91 in Azua, DR

Opening Day Age: 18

Year	Club	AVG	G	AB	R	H	2B	3B	HR	RBI	SH	SF	HP	BB	SO	SB	CS	E
(2009 will be his 1st year in professional baseball)																		

Marc Richard Maddox, INF

Ht.: 5-11; Wt.: 185; Bats: Right; Throws: Right

Resides: Hattiesburg, Miss.

Signed By: Brian Rhee

Acquired: Selected in the 9th round of the 2006 June Free Agent Draft

Career Notes: Graduated from Oak Grove High in Hattiesburg, Miss., was named 1st-team All-State and to the Clarion Ledger's "Dandy Dozen"...Mississippi High School Activities Association All-Star Game MVP...played 4 seasons at the University of Southern Mississippi...named to the Louisville Slugger Freshman All-American Team in 2003 after committing just 1 error in 286 total games...2005 and 2006 Conference USA 1st-team...named a 2006 Preseason All-American and to the Brooks Wallace Award watch list...named CoSIDA Academic All-District...hit .313 with a team-leading 18 home runs and 70 RBI as a senior in 2006...named 2006 Conference USA Scholar Athlete of the Year...named to the 2006 ESPN The Magazine 1st-team Academic All-American squad...named to the 2006 ABCA All-South Region team and to the Pro-Line/NCBWA All-American team...finished his career at Southern Miss as the school's all-time leader in home runs (53), hits (296), runs (228), total bases (514) and games played (244)...named 2006 Idaho Falls Player of the Year...played for the Surprise Rafter in the Arizona Fall League in 2007...finished 9th in the AFL with a .321 average.

Born: 9-16-83 in Hattiesburg, Miss.

Opening Day Age: 25

Year	Club	AVG	G	AB	R	H	2B	3B	HR	RBI	SH	SF	HP	BB	SO	SB	CS	E
2006	Idaho Falls	.336	62	232	46	78	22	4	3	40	1	1	5	33	51	7	0	6
2007	Burlington (A)	.301	21	73	14	22	3	0	2	17	0	2	1	9	12	2	0	3
	Wilmington	.259	101	405	65	105	17	6	0	44	7	4	8	28	62	12	3	6
2008	Northwest Arkansas	.283	127	453	69	128	30	0	4	30	5	2	10	48	73	15	12	10
Minor League Totals		.286	311	1163	194	333	72	10	9	131	13	9	24	118	178	36	15	25

Miguel Angel Mariano, OF

Ht.: 6-0; Wt.: 170; Bats: Left; Throws: Right

Resides: La Romana, DR

Signed By: Royals

Acquired: Signed as a non-drafted free agent, 1-25-07

Born: 10-11-88 in La Romana, DR

Opening Day Age: 20

Year	Club	AVG	G	AB	R	H	2B	3B	HR	RBI	SH	SF	HP	BB	SO	SB	CS	E
2007	Dominican Royals	.174	46	109	13	19	2	0	0	13	1	0	2	24	43	4	3	1
2008	Dominican Royals	.275	33	109	15	30	7	5	2	21	0	0	1	26	30	6	5	1
	Surprise Royals	.103	24	68	7	7	2	0	0	7	1	2	0	10	39	2	2	1
Minor League Totals		.196	103	286	35	56	11	5	2	41	2	2	3	60	112	12	10	3

Sugar Ray Marimon, RHP

Ht.: 6-3; Wt.: 150; Bats: Right; Throws: Right

Resides: Cartagena, Colombia

Signed By: Royals

Acquired: Signed as a non-drafted free agent, 11-20-06

Born: 9-30-88 in Cartagena, Colombia

Opening Day Age: 20

Year	Club	W-L	ERA	G	GS	CG	SHO	SV	IP	H	R	ER	HR	HB	BB	SO	WP	BK
2007	Dominican Royals	1-2	2.05	14	10	0	0	0	44.0	28	14	10	2	6	18	40	3	0
2008	Burlington (R)	0-2	11.08	6	3	0	0	0	13.0	19	17	16	2	1	10	12	6	1
Minor League Totals		1-4	4.11	20	13	0	0	0	57.0	47	31	26	4	7	28	52	9	1

Alexis Marte, OF

Ht.: 6-2; Wt.: 195; Bats: Left; Throws: Left

Resides: Santiago, DR

Signed By: Fausto Morel (Dodgers)

Acquired: Signed as a minor league free agent, 6-28-07

Born: 6-13-85 in Santiago, DR

Opening Day Age: 23

Year	Club	AVG	G	AB	R	H	2B	3B	HR	RBI	SH	SF	HP	BB	SO	SB	CS	E
2005	Dominican Dodgers	.315	64	213	25	67	8	1	0	37	0	4	6	29	38	9	4	1
2006	Dominican Dodgers	.168	62	190	28	32	5	2	5	31	0	3	7	39	63	5	3	4
2007	Dominican Dodgers	.214	10	28	7	6	0	0	0	3	0	1	0	9	10	1	0	0
2008	Dominican Royals	.240	38	104	22	25	11	1	0	19	2	0	1	35	15	8	1	3
	Surprise Royals	.209	36	91	10	19	2	2	1	11	0	0	3	14	17	1	2	3
Minor League Totals		.238	210	626	92	149	26	6	6	101	2	8	17	126	143	24	10	8

Victor (Marte) Manuel Rodriguez, RHP

See Major League bios, Page 184

Kyle Kurt Martin, INF

Ht.: 6-0; Wt.: 175; Bats: Right; Throws: Right

Resides: San Diego, Calif.

Signed By: Gerald Turner

Acquired: Selected in the 29th round of the 2007 June Free Agent Draft

Career Notes: Graduated from La Jolla (Calif.) High in 2003...attended San Diego Mesa College, where he was an all-conference selection in 2004 and 2005...attended Texas Tech University, where he batted .279 with 13 home runs and 46 RBI as a senior...honorable mention All-Big 12 selection...finished 2nd in the Appalachian League in home runs and 10th in slugging percentage...tied for 7th in doubles.

Born: 11-22-84 in San Diego, Calif.

Opening Day Age: 24

Year	Club	AVG	G	AB	R	H	2B	3B	HR	RBI	SH	SF	HP	BB	SO	SB	CS	E
2007	Burlington (R)	.242	58	215	33	52	17	0	10	35	2	5	5	13	46	3	1	10
	Idaho Falls	.583	3	12	1	7	2	0	1	3	1	0	0	1	0	1	0	0
2008	Burlington (A)	.316	56	190	26	60	13	1	9	28	0	1	1	17	40	2	2	10
Minor League Totals		.285	117	417	60	119	32	1	20	66	3	6	6	31	86	6	3	20

**Adrian Arturo Martinez, INF**

Ht.: 6-0; Wt.: 160; Bats: Right; Throws: Right

Resides: San Pedro de Macoris, DR

Signed By: Rafael Vasquez

Acquired: Signed as a non-drafted free agent, 8-1-07

Born: 12-1-91 in San Pedro de Macoris, DR

Opening Day Age: 17

Year	Club	AVG	G	AB	R	H	2B	3B	HR	RBI	SH	SF	HP	BB	SO	SB	CS	E
2008	Dominican Royals	.245	55	188	34	46	6	0	0	27	2	2	4	31	32	12	6	15

Daniel Mateo, INF

Ht.: 6-1; Wt.: 168; Bats: Switch; Throws: Right

Resides: Santana, Peravia, DR

Signed By: Edis Perez

Acquired: Signed as a non-drafted free agent, 2-25-08

Born: 8-10-91 in San Cristobal, DR

Opening Day Age: 17

Year	Club	AVG	G	AB	R	H	2B	3B	HR	RBI	SH	SF	HP	BB	SO	SB	CS	E
(2009 will be his 1st year in professional baseball)																		

Mauricio Matos, C

Ht.: 6-0; Wt.: 185; Bats: Right; Throws: Right

Resides: Larchmount, N.Y.

Signed By: Ben Jones

Acquired: Selected in the 10th round of the 2008 June Free Agent Draft

Career Notes: Attended Timber Creek High in Orlando, Fla., before transferring to De Witt High in Clinton, N.Y., graduated from De Witt High, 2008...led the New York Public School Athletic League with a .612 average in 2008...was the first New York City prep player selected in the 2008 draft.

Born: 9-10-90 in Bronx, N.Y.

Opening Day Age: 18

Year	Club	AVG	G	AB	R	H	2B	3B	HR	RBI	SH	SF	HP	BB	SO	SB	CS	E
2008	Surprise Royals	.269	24	78	8	21	5	0	0	7	0	1	1	1	14	0	2	2

Sean Patrick McCauley, C

Ht.: 6-2; Wt.: 180; Bats: Right; Throws: Right

Resides: Manassas, Va.

Signed By: Steve Connelly, Mark Harris

Acquired: Selected in the 12th round of the 2007 June Free Agent Draft

Career Notes: Graduated from Osbourn Senior High (Manassas, Va.)...batted .597 as a senior...offered a scholarship to Western Carolina University, but chose to sign with the Royals...named Idaho Falls Player of the Year in 2008.

Born: 5-13-89 in Alexandria, Va.

Opening Day Age: 19

Year	Club	AVG	G	AB	R	H	2B	3B	HR	RBI	SH	SF	HP	BB	SO	SB	CS	E
2007	Surprise Royals	.286	31	84	15	24	10	0	2	13	0	0	2	10	19	0	3	4
2008	Idaho Falls	.278	45	169	26	47	12	0	2	19	0	2	2	17	28	3	1	7
Minor League Totals		.281	76	253	41	71	22	0	4	42	0	2	4	27	47	3	2	11

Christopher Michael (Chris) McConnell, INF

Ht.: 5-8; Wt.: 165; Bats: Right; Throws: Right

Resides: Franklinville, N.J.

Signed By: Sean Rooney

Acquired: Selected in 9th round of the 2004 June Free Agent Draft

Career Notes: Graduated Delsea (Franklinville N.J.) High in 2004...named 1st-team All-State by the Newark Star Ledger...named 2005 Idaho Falls Player of the Year after hitting .331 with 8 triples in 70 games...ranked 7th in the Pioneer League in average, 1st in triples, 3rd in hits, 5th in runs and 4th in slugging pct. (.516) and was named to the Pioneer League postseason All-Star team...rated by Baseball America as the 15th-best prospect in the Pioneer League following the 2005 season...named as the Royals 7th-best prospect by Baseball America entering the 2006 season...named as the Best Defensive Infielder in the Royals system entering 2008 by the same publication...ranked 10th in the Carolina League in steals in 2008.

Born: 12-18-85 in Philadelphia, Pa.

Opening Day Age: 23

Year	Club	AVG	G	AB	R	H	2B	3B	HR	RBI	SH	SF	HP	BB	SO	SB	CS	E
2004	Surprise Royals	.339	37	124	22	42	5	0	3	11	3	1	1	17	19	8	4	16
2005	Idaho Falls	.331	70	275	56	91	17	*8	6	39	7	7	7	31	34	7	6	23
2006	Burlington (A)	.172	69	239	23	41	4	0	1	18	10	2	10	17	47	8	6	18
	Idaho Falls	.262	47	183	25	48	8	4	4	35	1	3	2	15	35	8	4	18
2007	Burlington (A)	.231	57	212	25	49	12	1	1	14	2	1	5	20	36	14	2	12
	Wilmington	.236	66	208	20	49	9	2	3	20	3	0	4	16	43	6	4	5
2008	Wilmington	.252	120	461	46	116	29	1	1	34	7	3	10	48	71	23	16	28
Minor League Totals		.256	466	1702	217	436	84	16	19	171	33	17	39	164	285	74	42	120

Warren Louis McFadden, OF

Ht.: 6-1; Wt.: 205; Bats: Right; Throws: Right

Resides: Plantation, Fla.

Signed By: Alex Mesa

Acquired: Signed as a non-drafted free agent, 6-22-08

Career Notes: Graduated from Nova High, Davie, Fla., 2004...guided the team to its first state championship as a senior...earned first team All-America honors from Baseball America as a senior...played in the AFLAC All-American game after his junior year...attended Tulane University...batted .382 as a redshirt freshman in 2006 to earn Freshman All-American honors from Baseball America, Louisville Slugger, and Rivals.com...named Conference USA Freshman of the Year...earned first team All C-USA honors...selected by the Detroit Tigers in the 28th round of the 2007 June Free Agent Draft, but did not sign.

Born: 12-21-85 in Plantation, Fla.

Opening Day Age: 23

Year	Club	AVG	G	AB	R	H	2B	3B	HR	RBI	SH	SF	HP	BB	SO	SB	CS	E
2008	Surprise Royals	.333	1	3	0	1	0	0	0	0	0	0	0	2	0	0	0	0
	Burlington (R)	.212	32	113	14	24	3	1	2	7	0	0	2	13	24	2	0	1
Minor League Totals		.216	33	116	14	25	3	1	2	7	0	0	2	13	26	2	0	1



MINOR LEAGUE BIOS (CONT.)

Robert (Brian) McFall, OF

Ht.: 6-2; Wt.: 215; Bats: Right; Throws: Right

Resides: Surprise, Ariz.

Signed By: Mike Brown

Acquired: Selected in 3rd round of the 2003 June Free Agent Draft

Career Notes: Graduated Sinagua (Flagstaff, Ariz.) High, 2002...was a 3-time all-city and all-conference performer in baseball and a 2-time all-city and all-conference player in basketball...was also named to the all-state team following his senior baseball season...attended Chandler Gilbert (Chandler, Ariz.) Community College...tied for the Pioneer League lead in stolen bases in 2004.

Born: 3-17-84 in Flagstaff, Ariz.

Opening Day Age: 25

Year	Club	AVG	G	AB	R	H	2B	3B	HR	RBI	SH	SF	HP	BB	SO	SB	CS	E
2003	Surprise Royals	.220	51	191	34	42	9	4	6	36	0	1	4	17	50	1	0	5
2004	Burlington (A)	.172	53	151	16	26	7	0	0	14	1	2	8	13	48	7	2	3
	Idaho Falls	.359	68	262	64	94	22	1	14	67	0	4	7	30	64	-23	2	4
2005	Burlington (A)	.234	103	364	53	85	17	1	14	58	1	7	18	31	113	17	3	7
2006	High Desert	.239	115	398	58	95	25	0	21	73	3	5	13	30	120	7	5	6
2007	Wilmington	.286	111	406	59	116	31	5	13	72	1	4	8	40	98	10	6	7
2008	Northwest Arkansas	.241	106	348	42	84	16	2	18	61	3	5	9	39	103	7	6	2
Minor League Totals		.256	607	2120	326	542	127	13	86	381	9	28	67	200	596	72	24	36

Luis Aurelio Melgar, RHP

Ht.: 6-3; Wt.: 153; Bats: Right; Throws: Right

Resides: Panama City, Panama

Signed By: Ricardo Ortiz

Acquired: Signed as a non-drafted free agent, 1-16-09

Born: 2-5-92 in Panama City, Panama

Opening Day Age: 17

Year	Club	W-L	ERA	G	GS	CG	SHO	SV	IP	H	R	ER	HR	HB	BB	SO	WP	BK
(2009 will be his 1st year in professional baseball)																		

Timothy MacGill (Tim) Melville, RHP

Ht.: 6-5; Wt.: 210; Bats: Right; Throws: Right

Resides: Wentzville, Mo.

Signed By: Phil Huttman

Acquired: Selected in the 4th round of the 2008 June Free Agent Draft

Career Notes: Graduated from Holt High in Wentzville, Mo., 2008...went 10-1 with a 0.89 ERA as a junior to help Holt reach the Missouri Class 4-A finals...earned All-Region National Player of the Year honors in 2007...finished with a 8-1 mark and a 2.56 ERA as a senior...earned Pro-Line Player of the Year from the Missouri High School Baseball Coaches Association...rated as the 5th-best Royals prospect by Baseball America following the 2008 season.

Born: 10-9-89 in Alexandria, Va.

Opening Day Age: 19

Year	Club	W-L	ERA	G	GS	CG	SHO	SV	IP	H	R	ER	HR	HB	BB	SO	WP	BK
(2009 will be his 1st year in professional baseball)																		

Kurt James Mertins, INF

Ht.: 6-0; Wt.: 175; Bats: Right; Throws: Right

Resides: Placentia, Calif.

Signed By: John Ramey

Acquired: Selected in the 13th round of the 2006 June Free Agent Draft

Career Notes: Graduated from El Dorado High in Placentia, Calif...played baseball at College of the Desert in Palm Desert, Calif. where he was named 1st-team All-Foothill Conference in 2006...his 9 triples and 37 steals set new single-season records at College of the Desert...also his 13 career triples and 55 stolen bases are a school record...ranked 3rd in the Pioneer League in 2006 with a .342 batting average and 26 stolen bases...ranked 8th in the Midwest League with 30 stolen bases in 2007...finished in a tie for 4th in the Carolina League in triples and 6th in stolen bases in 2008.

Born: 4-22-86 in Yorba Linda, Calif.

Opening Day Age: 22

Year	Club	AVG	G	AB	R	H	2B	3B	HR	RBI	SH	SF	HP	BB	SO	SB	CS	E
2006	Idaho Falls	.342	61	225	46	77	11	3	1	26	3	1	3	18	39	26	4	9
2007	Burlington (A)	.249	125	445	70	111	15	5	4	39	4	1	8	50	95	30	8	22
2008	Wilmington	.282	118	425	60	120	27	7	3	46	2	2	10	36	91	28	5	13
Minor League Totals		.281	304	1095	176	308	53	15	8	111	9	4	21	104	225	84	17	44

Matthew Thomas (Matt) Mitchell, RHP

Ht.: 6-3; Wt.: 200; Bats: Right; Throws: Right

Resides: Barstow, Calif.

Signed By: John Ramey, Dan Drake

Acquired: Selected in the 14th round of the 2007 June Free Agent Draft

Career Notes: Graduated from Barstow (Calif.) High...named the Surprise Royals Pitcher of the Year after leading the league with a 1.80 ERA...finished 4th in the league in strikeouts and in a tie for 4th in wins...rated as the 13th-best prospect in the Arizona League by Baseball America following the 2007 season and the 8th-best prospect in the Royals organization by the same publication entering 2008...underwent "Tommy John" surgery following the 2008 season...attended a MLB Urban Youth Academy's Southern California Showcase.

Born: 3-31-89 in Barstow, Calif.

Opening Day Age: 20

Year	Club	W-L	ERA	G	GS	CG	SHO	SV	IP	H	R	ER	HR	HB	BB	SO	WP	BK
2007	Surprise Royals	5-1	1.80	14	7	0	0	1	55.0	34	16	11	0	4	25	72	4	1
2008	Burlington (A)	8-8	3.47	25	21	0	0	0	116.2	116	55	45	9	4	25	77	5	1
Minor League Totals		13-9	2.94	39	28	0	0	1	171.2	150	71	56	9	8	50	149	9	2

Miguel Moctezuma, C

Ht.: 5-10; Wt.: 190; Bats: Right; Throws: Right

Resides: Edmond, Okla.

Signed By: Lloyd Simmons

Acquired: Selected in the 19th round of the 2008 June Free Agent Draft

Career Notes: Graduated from North High (Edmond, Okla.), in 2005...attended the University of Central Oklahoma...batted .434 with 10 home runs and 58 RBI as a junior in 2008, earning honorable mention Division II All-America status.

Born: 1-14-87 in Lawton, Okla.

Opening Day Age: 22

Year	Club	AVG	G	AB	R	H	2B	3B	HR	RBI	SH	SF	HP	BB	SO	SB	CS	E
2008	Burlington (R)	.158	31	101	5	16	3	0	1	12	0	1	1	6	31	0	0	1

**Yeldrys J. Molina, INF**

Ht.: 5-9; Wt.: 150; Bats: Right; Throws: Right

Resides: Maracay, Venezuela

Signed By: Juan Indriago

Acquired: Signed as a non-drafted free agent, 7-2-05

Career Notes: Ranked 2nd in the Dominican Summer League in 2006 with 58 runs scored.

Born: 1-8-89 in Maracay, Venezuela

Opening Day Age: 20

Year	Club	AVG	G	AB	R	H	2B	3B	HR	RBI	SH	SF	HP	BB	SO	SB	CS	E
2006	Dominican Royals	.296	68	247	58	73	18	2	1	33	2	2	9	39	31	15	8	21
2007	Burlington (R)	.209	49	153	17	32	6	1	1	10	2	1	1	6	32	2	1	7
2008	Burlington (R)	.280	27	82	12	23	1	3	2	4	3	0	0	16	28	1	2	7
	Idaho Falls	.289	11	38	6	11	4	1	0	4	1	1	0	5	7	5	1	5
Minor League Totals		.267	155	520	93	139	29	7	4	51	8	4	10	66	98	23	12	40

Michael Paul Montgomery, LHP

Ht.: 6-5; Wt.: 185; Bats: Left; Throws: Left

Resides: Mesa, Ariz.

Signed By: Dan Ontiveros

Acquired: Selected as a sandwich pick between the 1st and 2nd rounds (36th overall) of the 2008 June Draft

Career Notes: Graduated from Hart High in Newhall, Calif., 2008...earned Surprise Royals Pitcher of the Year honors...named the top prospect in the Arizona League by Baseball America...rated as the 4th-best Royals prospect by the same publication following the 2008 season...attended a MLB Urban Youth Academy's Southern California Showcase.

Born: 7-1-89 in Mission Hills, Calif.

Opening Day Age: 19

Year	Club	W-L	ERA	G	GS	CG	SHO	SV	IP	H	R	ER	HR	HB	BB	SO	WP	BK
2008	Surprise Royals	2-1	1.69	12	9	0	0	0	42.2	31	12	8	2	1	12	34	4	0

Jason Matthew Morales, INF

Ht.: 5-11; Wt.: 200; Bats: Right; Throws: Right

Resides: Fayetteville, N.C.

Signed By: Steve Connelly

Acquired: Selected in the 24th round of the 2008 June Free Agent Draft

Career Notes: Graduated from Pine Forest High in Fayetteville (N.C.), 2004...attended the University of North Carolina-Pembroke...left as the school's all-time leader in nine categories, including home runs and RBI...set single season marks for home runs (15) and RBI (78) as a senior...earned second team ABCA Division II All-America honors and honorable mention All-America status from the National Collegiate Baseball Writers Association.

Born: 12-9-85 in Fayetteville, N.C.

Opening Day Age: 23

Year	Club	AVG	G	AB	R	H	2B	3B	HR	RBI	SH	SF	HP	BB	SO	SB	CS	E
2008	Burlington (R)	.187	35	123	16	23	4	1	1	9	2	1	3	13	32	1	1	6

Henry Daniel Moreno, C

Ht.: 6-2; Wt.: 162; Bats: Right; Throws: Right

Resides: Santiago, DR

Signed By: Fausto Morel, Victor Baez and Orlando Estevez

Acquired: Signed as a non-drafted free agent, 5-29-08

Career Notes: Finished 4th in the DSL in doubles, 6th in slugging percentage, and 7th in on-base percentage in 2008.

Born: 6-6-89 in Santiago, DR

Opening Day Age: 19

Year	Club	AVG	G	AB	R	H	2B	3B	HR	RBI	SH	SF	HP	BB	SO	SB	CS	E
2008	Dominican Royals	.314	53	169	22	53	20	3	2	41	0	0	0	28	26	2	0	2

Ryan Taylor Morgan, RHP

Ht.: 6-1; Wt.: 190; Bats: Right; Throws: Right

Resides: St. Louis, Mo.

Signed By: Karl Carswell

Acquired: Selected in the 26th round of the 2008 June Free Agent Draft

Career Notes: Graduated from St. Louis University High in 2005...earned all-state honors as a senior...attended Kansas City's Rockhurst University, where he majored in sports science...fanned 205 batters in 218.0 IP during his Rockhurst career.

Born: 1-29-87 in St. Louis, Mo.

Opening Day Age: 22

Year	Club	W-L	ERA	G	GS	CG	SHO	SV	IP	H	R	ER	HR	HB	BB	SO	WP	BK
2008	Idaho Falls	0-4	6.70	15	11	0	0	0	43.0	54	36	32	7	3	34	32	8	1

Matthew P. Morizio, C

Ht.: 6-3; Wt.: 215; Bats: Left; Throws: Right

Resides: Waltham, Mass.

Signed By: Sean Rooney

Acquired: Selected in the 17th round of the 2006 June Free Agent Draft

Career Notes: Graduated from Waltham (Mass.) High...2-time Waltham News Tribune All-Star and a Greater Boston League All-Star as a senior...selected by the San Diego Padres in the 48th round of the 2002 June Free Agent Draft, but did not sign...attended Northeastern University...named 2nd-team All-American East Conference as a junior in 2005.

Born: 12-14-83 in Waltham, Mass.

Opening Day Age: 25

Year	Club	AVG	G	AB	R	H	2B	3B	HR	RBI	SH	SF	HP	BB	SO	SB	CS	E
2006	Idaho Falls	.264	30	87	12	23	5	0	0	7	0	0	0	25	16	1	1	2
2007	Burlington (A)	.250	71	228	20	57	9	0	5	27	3	3	4	28	56	1	4	7
2008	Wilmington	.172	57	169	17	29	6	4	0	26	3	1	3	28	33	8	2	7
Minor League Totals		.225	158	484	49	109	20	4	5	60	6	4	7	81	105	10	7	16



MINOR LEAGUE BIOS (CONT.)

Michael Christopher (Mike) Moustakas, INF

Ht.: 6-0; Wt.: 200; Bats: Left; Throws: Right

Resides: Northridge, Calif.

Signed By: John Ramey

Acquired: Selected in the 1st round (2nd overall) of the 2007 June Free Agent Draft

Career Notes: Graduated from Chatsworth (Calif.) High...was a member of Chatsworth's 2004 National Champion squad (USA Today and Baseball America)...helped his team win the Los Angeles City Section Championship by batting .577 with 24 home runs as a senior, which earned him national player of the year honors from Baseball America, Collegiate Baseball, the National High School Coaches Association, and EA Sports...named an All-American by Baseball America (2007), Louisville Slugger (2005, 2006, 2007), ABCA (2007), and EA Sports (2006, 2007)...also named to the USA Today All-USA team...voted the state player of the year by the California Baseball Coaches Association...honored as California's sophomore player of the year in 2005, junior player of the year in 2006, and Mr. Baseball in 2007...holds the state record with 54 career home runs...ranked as the Royals top prospect by Baseball America entering the 2008 season...also rated as the Best Hitter for Average, Best Power Hitter, and player with the Best Infield Arm entering 2008...his uncle, Tom Robson, played for the Texas Rangers from 1974-75 and coached with the Rangers, Mets, Reds, and the Chiba Lotte Marines...Moustakas and Matt Dominguez, drafted 12th overall by the Marlins, became just the 6th set of high school teammates to be selected in the 1st round of the same draft...led the Midwest League in home runs...finished 2nd in total bases, 4th in at-bats, tied for 4th in runs, 5th in slugging percentage, 8th in OPS, 9th in RBI, and 10th in hits...rated as Kansas City's top prospect by Baseball America following the 2008 season...also rated as the Best Power Hitter and Best Infield Arm...attended a MLB Urban Youth Academy's Southern California Showcase.

Born: 9-11-88 in Los Angeles, Calif.

Opening Day Age: 20

Year	Club	AVG	G	AB	R	H	2B	3B	HR	RBI	SH	SF	HP	BB	SO	SB	CS	E
2007	Idaho Falls	.293	11	41	6	12	4	1	0	10	0	0	2	4	8	0	0	1
2008	Burlington (A)	.272	126	496	77	135	25	3	22	71	0	3	7	43	86	8	4	22
Minor League Totals		.274	137	537	83	147	29	4	22	81	0	3	9	47	94	8	4	23

Harold Clifton Mozingo, RHP

Ht.: 6-1; Wt.: 190; Bats: Right; Throws: Right

Resides: Tappahannock, Va.

Signed By: Steve Connelly

Acquired: Selected in the 6th round of the 2006 June Free Agent Draft

Career Notes: Graduated from Essex High in Tappahannock, Va...named 2002 Northern Neck District and Region A Player of the Year...named 1st-team Group A All-State honors as a shortstop...posted a 4-2 record and a 1.09 ERA with 107 strikeouts as a senior...selected by the New York Mets in the 15th round of the 2003 June Free Agent Draft, but did not sign...attended Virginia Commonwealth where he was named a 2004 Freshman All-American by Collegiate Baseball...also named CAA Rookie of the Year...named 1st-team All-CAA as a junior in 2006 after leading the conference with a 2.45 ERA and a .163 opponent batting average...finished his 3-year career 2nd on VCU's career strikeout list with 284 and 7th with 22 wins...tied for the Burlington team lead in wins in 2007...missed the 2008 season with a right rotator cuff strain.

Born: 3-29-85 in Fredericksburg, Va.

Opening Day Age: 24

Year	Club	W-L	ERA	G	GS	CG	SHO	SV	IP	H	R	ER	HR	HB	BB	SO	WP	BK
2006	Idaho Falls	3-1	6.17	15	9	0	0	2	54.0	64	40	37	6	6	21	46	4	1
2007	Burlington (A)	7-8	4.75	19	18	1	1	0	94.2	98	58	50	8	4	26	82	7	1
2008	(Injured - Did Not Pitch)																	
Minor League Totals		10-9	5.27	34	27	1	1	2	148.2	162	98	87	14	10	47	128	11	2

Thomas Christian (Tommy) Murphy, OF

See Major League bios. Page 185

Joshua Paul (Josh) Newman, LHP

Ht.: 6-1; Wt.: 200; Bats: Left; Throws: Left

Resides: Dublin, Ohio

Signed By: Ed Santa (Rockies)

Acquired: Claimed off outright waivers from the Colorado Rockies, 7-11-08

Career Notes: Graduated from Wheelersburg (Ohio) High, where he was a USA Today High School All-American and a 2-time first team All-State in baseball...also a first-team All-State in football and the Southeast Ohio Defensive Player of the Year...played baseball at The Ohio State University...compiled 8 wins in each of his four seasons...originally selected by the Cincinnati Reds in the 30th round of the 2003 June draft, but elected to return to OSU for his senior year...selected by the Colorado Rockies in the 19th round of the 2004 June draft...led the Pioneer League in appearances in 2004...his .198 opponents batting average was the third-best among California League relievers in 2005...his 14.07 strikeouts per 9 innings ranked 2nd in the circuit...earned Texas League All-Star honors in 2006...led the league with 62 appearances and an average of 9.70 baserunners per 9 innings, best among relievers...logged 23.2 consecutive scoreless innings over 19 appearances from 4-23-06 to 6-3-06...made his Major League debut 9-12-07 at Philadelphia, tossing a perfect ninth inning...made 4 relief appearances with the Royals in 2008 before being optioned to Omaha.

Born: 6-11-82 in Portsmouth, Ohio

Opening Day Age: 26

Year	Club	W-L	ERA	G	GS	CG	SHO	SV	IP	H	R	ER	HR	HB	BB	SO	WP	BK
2004	Casper	1-2	3.48	*27	0	0	0	1	33.2	30	17	13	2	0	8	46	1	0
2005	Modesto	5-2	3.13	41	0	0	0	0	63.1	45	22	22	5	0	40	99	2	0
2006	Tulsa	9-5	3.16	*62	0	0	0	2	77.0	56	27	27	8	3	24	77	0	0
2007	Colorado Springs	3-2	4.06	55	0	0	0	0	62.0	73	34	28	3	4	30	49	4	0
	COLORADO	0-0	4.50	2	0	0	0	0	2.0	2	1	1	0	0	0	3	1	0
2008	Colorado Springs	1-1	2.45	20	0	0	0	1	22.0	16	9	6	0	1	9	18	1	0
	COLORADO	0-0	9.35	8	0	0	0	0	8.2	15	9	9	3	2	6	6	0	1
	Omaha	0-1	4.91	7	2	0	0	0	22.0	23	13	12	1	0	13	22	2	0
	KANSAS CITY	0-0	7.71	4	0	0	0	0	7.0	10	9	6	1	0	6	2	0	0
Minor League Totals		19-13	3.47	212	2	0	0	4	280.0	243	122	108	19	8	124	311	10	0
A.L. Totals		0-0	7.71	4	0	0	0	0	7.0	10	9	6	1	0	6	2	0	0
N.L. Totals		0-0	8.44	10	0	0	0	0	10.2	17	10	10	3	2	6	9	1	1
Major League Totals		0-0	8.15	14	0	0	0	0	17.2	27	19	16	4	2	12	11	1	1

**Christopher R. (Chris) Nicoll, RHP**

Ht.: 6-3; Wt.: 190; Bats: Right; Throws: Right

Resides: Santa Maria, Calif.

Signed By: John Ramey and Gary Johnson

Acquired: Selected in the 3rd round of the 2005 June Free Agent Draft

Career Notes: Graduated Righetti High in Santa Maria, Calif. in 2002...was selected by Toronto Blue Jays in 43rd round of 2002 draft, but did not sign...attended the University of California-Irvine...named to all-conference 2nd-team senior year...left UCI 2nd in career ERA and 4th all-time in strikeouts...rated by Baseball America as having the best control among all Royals minor league pitchers entering the 2006 and 2007 seasons...selected to the 2006 Midwest League All-Star game while pitching for Burlington...finished the season 5th in the Midwest League in strikeouts and 8th in ERA and held opponents to a .210 batting average.

Born: 10-30-83 in Whittier, Calif.

Opening Day Age: 25

Year	Club	W-L	ERA	G	GS	CG	SHO	SV	IP	H	R	ER	HR	HB	BB	SO	WP	BK
2005	Idaho Falls	0-3	3.62	7	7	0	0	0	27.1	26	14	11	4	2	9	34	0	0
2006	Burlington (A)	4-9	2.82	23	23	0	0	0	134.0	105	49	42	13	9	40	140	5	1
	High Desert	2-0	4.86	3	3	0	0	0	16.2	17	11	9	3	2	6	26	0	1
2007	Wilmington	2-4	7.06	12	10	0	0	0	43.1	40	35	34	4	8	22	33	8	0
2008	Wilmington	2-1	2.91	20	1	0	0	1	43.1	34	15	14	7	1	15	49	4	0
	Northwest Arkansas	4-1	3.09	19	1	0	0	3	43.2	43	16	15	2	4	8	55	1	0
Minor League Totals		14-18	3.65	84	45	0	0	4	308.1	265	140	125	33	26	100	337	18	2

Aroni Jose Nina, RHP

Ht.: 6-4; Wt.: 160; Bats: Right; Throws: Right

Resides: Bani, DR

Signed By: Edis Perez

Acquired: Signed as a non-drafted free agent, 4-1-08

Born: 4-9-90 in Bani, DR

Opening Day Age: 18

Year	Club	W-L	ERA	G	GS	CG	SHO	SV	IP	H	R	ER	HR	HB	BB	SO	WP	BK
2008	Dominican Royals	0-0	6.00	7	0	0	0	0	12.0	11	11	8	1	3	12	10	6	0

Pedro Antonio Nivar, INF

Ht.: 5-10; Wt.: 170; Bats: Right; Throws: Right

Resides: Santo Domingo, DR

Signed By: Daurys Nin

Acquired: Signed as a non-drafted free agent, 7-2-08

Born: 1-13-92 in Santo Domingo, DR

Opening Day Age: 17

Year	Club	AVG	G	AB	R	H	2B	3B	HR	RBI	SH	SF	HP	BB	SO	SB	CS	E	
(2009 will be his 1st year in professional baseball)																			

Patrick James Norris, OF

Ht.: 6-3; Wt.: 195; Bats: Switch; Throws: Right

Resides: Pensacola, Fla.

Signed By: Brian Rhees

Acquired: Selected in the 16th round of the 2007 June Free Agent Draft

Career Notes: Graduated from Pensacola (Fla.) High in 2004...attended Butler Community College in El Dorado, Kan...selected by the San Diego Padres in the 39th round of the 2005 draft, but did not sign...went on to attend Oklahoma City University...batted .379 as a senior, his first year as a switch hitter...finished 2nd in the Appalachian League in walks and stolen bases, and 4th in runs in 2007...rated by Baseball America as the Fastest Baserunner amongst Royals minor leaguers entering 2008...led the Pioneer League in stolen bases and finished tied for 2nd in walks...was 5th in runs and in a tie for 9th in games played.

Born: 3-17-86 in Pensacola, Fla.

Opening Day Age: 23

Year	Club	AVG	G	AB	R	H	2B	3B	HR	RBI	SH	SF	HP	BB	SO	SB	CS	E
2007	Burlington (R)	.294	60	228	55	67	6	2	0	11	2	0	0	39	59	30	5	3
	Idaho Falls	.091	4	11	1	1	0	0	0	0	0	0	0	2	0	0	0	0
2008	Idaho Falls	.263	67	259	58	68	13	2	1	18	2	3	0	44	67	33*	6	1
Minor League Totals		.273	131	498	114	136	19	4	1	29	4	3	0	83	128	53	11	4

Edgar Nunez, LHP

Ht.: 6-0; Wt.: 170; Bats: Left; Throws: Left

Resides: Santiago Rodriguez, DR

Signed By: Fausto Morel

Acquired: Signed as a non-drafted free agent, 7-12-07

Born: 8-21-1990 in Santiago Rodriguez, DR

Opening Day Age: 18

Year	Club	W-L	ERA	G	GS	CG	SHO	SV	IP	H	R	ER	HR	HB	BB	SO	WP	BK
2008	Dominican Royals	0-0	4.50	4	0	0	0	0	6.0	5	4	3	0	2	10	3	1	0

Paulo Roberto Orlando, OF

Ht.: 6-3; Wt.: 165; Bats: Right; Throws: Right

Resides: Sao Paulo, Brazil

Signed By: Jorge Oquendo and Orlando Santana (White Sox)

Acquired: Acquired from the Chicago White Sox in exchange for LHP Horacio Ramirez, 8-9-08

Career Notes: Signed with the White Sox as a non-drafted free agent, 1-21-05...paced White Sox minor leaguers in triples in 2006...was named the Fastest Baserunner in the organization prior to the 2007 and 2008 seasons by Baseball America...also named the Best Defensive Outfielder prior to the 2008 season...led the Carolina League in triples and at-bats in 2008...finished 3rd in runs, tied for 3rd in games, 5th in stolen bases, 6th with 220 total bases, and in a tie for 6th in hits.

Born: 11-1-85 in Sao Paulo, Brazil

Opening Day Age: 23

Year	Club	AVG	G	AB	R	H	2B	3B	HR	RBI	SH	SF	HP	BB	SO	SB	CS	E
2006	Kannapolis	.262	116	470	71	123	23	10	6	31	4	0	11	18	143	29	9	7
2007	Winston-Salem	.253	102	391	49	99	16	4	8	34	10	1	4	19	84	20	7	6
2008	Winston-Salem	.262	112	451	73	118	15	12	9	42	5	2	9	22	97	28	9	5
	Wilmington	.254	18	71	11	18	5	2	3	9	2	1	0	8	19	1	4	3
Minor League Totals		.259	348	1383	204	358	59	28	26	116	21	4	24	67	343	78	29	21



MINOR LEAGUE BIOS (CONT.)

Luis A. Ortega, RHP

Ht.: 6-3; Wt.: 187; Bats: Right; Throws: Right
Resides: Esperanza, DR

Born: 8-4-87 in Mao, DR
Opening Day Age: 21

Signed By: Elvis Pineda and Julian Perez (Braves)

Acquired: Selected from the Washington Nationals in the Triple-A Phase of the Rule 5 draft, 12-11-08

Career Notes: Originally signed by the Braves as a non-drafted free agent, 8-7-03...signed with the Nationals, 6-9-08.

Year	Club	W-L	ERA	G	GS	CG	SHO	SV	IP	H	R	ER	HR	HB	BB	SO	WP	BK
2004	Dominican Braves I	2-1	5.63	20	3	0	0	0	48.0	66	38	30	2	1	23	23	4	0
2005	Dominican Braves I	1-5	3.48	15	8	0	0	0	54.1	57	25	21	2	1	12	35	4	1
2006	Dominican Braves	2-4	7.77	16	0	0	0	1	24.1	34	30	21	3	0	11	16	4	0
2008	Dom. Nationals 1	4-2	2.72	10	6	0	0	0	43.0	37	16	13	1	1	10	49	3	0
	Dom. Nationals 2	3-1	1.13	5	5	2	1	0	32.0	20	5	4	0	1	3	35	4	0
Minor League Totals		12-13	3.97	66	22	2	1	1	201.2	214	114	89	8	4	59	158	19	1

Adrian Ortiz, OF

Ht.: 6-0; Wt.: 180; Bats: Left; Throws: Right
Resides: Bayamon, PR

Born: 1-14-87 in Santurce, PR
Opening Day Age: 22

Signed By: Johnny Ramos

Acquired: Selected in the 5th round of the 2007 June Free Agent Draft

Career Notes: Graduated from Puerto Rico Baseball Academy and High School, Caguas, P.R., 2004...named the Fastest High School Runner by Baseball America in 2004...selected by the Cubs in the 5th round of the 2004 June Free Agent Draft, but did not sign...attended Pepperdine University...batted .342 as a junior in 2007...led the team in runs and stolen bases...tied for the top spot in hits...earned All-West Coast Conference recognition...finished 5th in the Pioneer League in hits and in a tie for 5th in stolen bases in 2007...rated as the 19th-best prospect in the Pioneer League by Baseball America...finished 3rd in the Midwest League in average and in a tie for 10th in triples.

Year	Club	AVG	G	AB	R	H	2B	3B	HR	RBI	SH	SF	HP	BB	SO	SB	CS	E
2007	Idaho Falls	.326	61	264	44	86	9	1	0	24	4	0	0	9	36	17	7	5
2008	Burlington (A)	.308	100	422	50	130	10	7	3	33	6	1	2	15	68	29	15	4
	Wilmington	.311	28	103	10	32	5	2	0	12	2	0	4	9	11	5	5	0
Minor League Totals		.314	189	789	104	248	24	10	3	69	12	1	6	33	115	51	27	9

Edwin Osoria, RHP

Ht.: 6-1; Wt.: 170; Bats: Right; Throws: Right
Resides: Santiago, DR

Born: 1-6-92 in Santiago, DR
Opening Day Age: 17

Signed By: Pedro Silverio

Acquired: Signed as a non-drafted free agent, 7-2-08

Year	Club	W-L	ERA	G	GS	CG	SHO	SV	IP	H	R	ER	HR	HB	BB	SO	WP	BK
(2009 will be his 1st year in professional baseball)																		

Franquelis Antonio Osoria, RHP

See Major League bios, Page 186-187

Jordan E. Parraz, OF

Ht.: 6-3; Wt.: 212; Bats: Right; Throws: Right
Resides: Henderson, Nev.

Born: 10-8-84 in Henderson, Nev.
Opening Day Age: 24

Signed By: Doug Deutsch (Astros)

Acquired: Acquired from the Houston Astros as the player to be named in exchange for LHP Tyler Lumsden, 12-11-08

Career Notes: Graduated from high school in 2003...attended the College of Southern Nevada for one year...selected by the Astros in the third round of the 2004 June Free Agent Draft...finished 2nd in the Appalachian League in triples in 2004...earned team MVP honors at Tri-City in 2006...led the NY-Penn League in average, on-base percentage (.421) and slugging percentage (.494)...finished 2nd in runs, hits, and stolen bases and 3rd in doubles...named team MVP at Lexington in 2007.

Year	Club	AVG	G	AB	R	H	2B	3B	HR	RBI	SH	SF	HP	BB	SO	SB	CS	E
2004	Greenville	.244	53	180	35	44	6	5	4	21	4	0	5	24	44	9	5	-
2005	Tri-City	.259	71	282	31	73	11	2	5	35	0	1	8	12	45	17	3	5
2006	Tri-City	.336	70	253	46	85	18	2	6	38	1	4	7	33	44	23	3	2
2007	Lexington	.281	122	462	69	130	28	3	15	76	2	4	15	47	89	33	10	7
2008	Salem	.289	114	425	82	123	31	3	6	42	0	1	14	64	79	21	10	4
Minor League Totals		.284	430	1602	263	455	94	15	36	212	7	10	49	180	301	103	31	18

Bryan Joseph Paukovits, RHP

Ht.: 6-7; Wt.: 235; Bats: Right; Throws: Right
Resides: Lakeside, Calif.

Born: 6-29-87 in La Mesa, Calif.
Opening Day Age: 21

Signed By: John Ramey

Acquired: Selected in the 44th round of the 2006 June Free Agent Draft

Career Notes: Signed in 2007 as a draft-and-follow selection...graduated from El Capitan High in Lakeside, Calif., 2005...originally selected by the Royals in the 46th round of the 2005 June Draft, but did not sign...attended Southwestern College in Chula Vista, Calif. in 2005-06...attended San Diego Mesa College in 2006-07...went 8-6 with a 2.27 ERA for Mesa.

Year	Club	W-L	ERA	G	GS	CG	SHO	SV	IP	H	R	ER	HR	HB	BB	SO	WP	BK
2007	Burlington (R)	3-4	4.91	13	11	0	0	0	51.1	54	32	28	3	2	16	42	8	1
2008	(Did Not Pitch)																	
Minor League Totals		3-4	4.91	13	11	0	0	0	51.1	54	32	28	3	2	16	42	8	1

**Eduardo Paulino, RHP**

Ht.: 5-11; Wt.: 175; Bats: Right; Throws: Right

Resides: Nagua, DR

Signed By: Ramon Martinez

Acquired: Signed as a non-drafted free agent, 2-17-06

Career Notes: Named 2006 Royals Dominican Summer League Pitcher of the Year after finishing 2nd in the league with 9 wins...also named to the Dominican League All-Star Game.

Year	Club	W-L	ERA	G	GS	CG	SHO	SV	IP	H	R	ER	HR	HB	BB	SO	WP	BK
2006	Dominican Royals	9-1	1.55	17	11	0	0	0	69.2	54	20	12	1	1	12	44	3	1
2007	Burlington (R)	3-2	4.86	12	12	0	0	0	53.2	42	34	29	7	3	18	42	8	3
2008	Burlington (A)	5-4	3.68	19	17	1	0	0	100.1	103	44	41	9	6	19	80	5	5
Minor League Totals		17-7	3.30	48	40	1	0	0	223.2	199	98	82	17	10	49	166	16	9

Riquy Pena, RHP

Ht.: 6-2; Wt.: 190; Bats: Right; Throws: Right

Resides: Santo Domingo, DR

Signed By: Rolando Fernandez, Felix Feliz (Rockies)

Acquired: Signed as a minor league free agent, 11-14-08

Career Notes: Graduated from Liceo Gaston HS in the Dominican Republic...originally signed by the Colorado Rockies as a non-drafted free agent, 2-25-02...placed 2nd in the Northwest League with 16 saves in 2007.

Year	Club	W-L	ERA	G	GS	CG	SHO	SV	IP	H	R	ER	HR	HB	BB	SO	WP	BK
2002	Dominican Rockies	0-0	9.24	11	1	0	0	0	12.2	17	17	13	2	0	15	8	9	0
2003	Dominican Rockies	0-2	7.63	10	2	0	0	0	15.1	18	19	13	1	3	13	6	4	0
2004	Dominican Rockies	3-4	2.42	13	13	0	0	0	74.1	47	29	20	1	12	22	44	2	1
2005	Casper	2-3	6.48	21	0	0	0	0	25.0	27	20	18	2	4	24	21	5	1
2006	Casper	3-2	3.35	21	3	0	0	2	48.1	42	22	18	3	4	26	50	10	0
2007	Tri-City	1-1	2.93	31	0	0	0	16	30.2	20	11	10	2	1	19	29	6	1
2008	Williamsport	0-1	12.60	4	0	0	0	0	5.0	9	10	7	1	1	6	7	3	0
Minor League Totals		9-13	4.22	111	19	0	0	18	211.1	180	128	99	12	25	125	165	39	3

Victor Andres Penalo, RHP

Ht.: 5-10; Wt.: 154; Bats: Right; Throws: Right

Resides: San Cristobal, DR

Signed By: Victor Baez

Acquired: Signed as a non-drafted free agent, 8-25-08

Born: 6-17-85 in Santo Domingo, DR

Opening Day Age: 23

Year	Club	W-L	ERA	G	GS	CG	SHO	SV	IP	H	R	ER	HR	HB	BB	SO	WP	BK	
(2009 will be his 1st year in professional baseball)																			

Michael David Penn, RHP

Ht.: 6-4; Wt.: 205; Bats: Switch; Throws: Right

Resides: Ann Arbor, Mich.

Signed By: Jason Bryans

Acquired: Selected in 11th round of the 2005 June Free Agent Draft

Career Notes: Graduated Worthington Christian High in Columbus, Ohio in 2001...set high school record with .623 average as a senior...named all-state and district player of the year as a senior...attended Ball State University and the University of Michigan...missed the 2008 season with a right elbow strain.

Year	Club	W-L	ERA	G	GS	CG	SHO	SV	IP	H	R	ER	HR	HB	BB	SO	WP	BK	
2005	Idaho Falls	0-1	5.06	5	5	0	0	0	21.1	23	13	12	2	0	4	20	2	0	
2006	Burlington (A)	6-2	2.62	19	13	0	0	0	82.1	79	29	24	3	2	20	52	1	0	
2007	Surprise Royals	0-1	5.63	4	4	0	0	0	8.0	8	5	5	0	2	1	11	0	0	
2008	Wilmington	3-2	4.04	13	11	0	0	0	62.1	67	30	28	8	1	12	41	4	0	
(Injured - Did Not Pitch)																			
Minor League Totals		9-6	3.57	41	33	0	0	0	174.0	177	77	69	13	5	37	124	7	0	

Vicni Emmanuel Pereira, OF

Ht.: 6-1; Wt.: 175; Bats: Right; Throws: Right

Resides: Carabobo, Venezuela

Signed By: Juan Indriago

Acquired: Signed as a non-drafted free agent, 7-2-07

Born: 1-20-91 in Carabobo, Venezuela

Opening Day Age: 18

Year	Club	AVG	G	AB	R	H	2B	3B	HR	RBI	SH	SF	HP	BB	SO	SB	CS	E
2008	Dominican Royals	.179	52	151	20	27	5	1	0	15	0	1	2	23	49	4	0	1



MINOR LEAGUE BIOS (CONT.)

Alwin O. Perez, INF

Ht.: 6-0; Wt.: 150; Bats: Left; Throws: Right

Resides: Chitre Herrera, Panama

Signed By: Luis Cordoba

Acquired: Signed as a non-drafted free agent, 9-3-03

Career Notes: Named 2005 Dominican Royals Player of the Year after hitting .283 with 36 RBI and 43 walks in 55 games...also named to 2005 Dominican Summer League Postseason All-Star team...tied for 4th in the Arizona League in 2006 with 19 stolen bases.

Born: 4-4-87 in Chitre Herrera, Panama

Opening Day Age: _____

Year	Club	AVG	G	AB	R	H	2B	3B	HR	RBI	SH	SF	HP	BB	SO	SB	CS	E
2004	Dominican Royals	.342	52	196	39	67	8	3	0	35	0	5	5	19	30	8	7	9
2005	Dominican Royals	.283	55	205	34	58	12	2	0	36	1	1	4	43	34	15	4	11
2006	Surprise Royals	.281	49	178	32	50	9	3	0	30	3	0	1	22	35	19	5	15
2007	Burlington (R)	.282	56	206	34	58	7	1	6	34	5	3	4	19	40	7	6	11
2008	Burlington (A)	.207	48	174	11	36	9	1	1	12	5	1	0	12	43	9	4	8
	Idaho Falls	.244	55	205	21	50	14	2	2	35	2	2	3	22	72	11	8	4
Minor League Totals		.274	315	1164	161	319	59	12	9	182	16	12	17	137	254	69	34	58

Leondy Perez, RHP

Ht.: 6-1; Wt.: 175; Bats: Right; Throws: Right

Resides: Guayacanal, Azua, DR

Signed By: Daurys Nin

Acquired: Signed as a non-drafted free agent, 1-15-07

Born: 6-19-90 in Pueblo Viejo, Azua, DR

Opening Day Age: 18

Year	Club	W-L	ERA	G	GS	CG	SHO	SV	IP	H	R	ER	HR	HB	BB	SO	WP	BK
2007	Dominican Royals	4-1	2.88	16	5	0	0	1	40.2	31	14	13	2	3	23	40	4	0
2008	Surprise Royals	1-2	2.53	12	1	0	0	1	42.2	38	19	12	2	0	16	46	6	0
Minor League Totals		5-3	2.70	28	6	0	0	2	83.1	69	33	25	4	3	39	86	10	0

Salvador Perez, C

Ht.: 6-3; Wt.: 175; Bats: Right; Throws: Right

Resides: Valencia, Carabobo, Venezuela

Signed By: Royals

Acquired: Signed as a non-drafted free agent, 9-27-06

Born: 5-10-90 in Valencia, Carabobo, Venezuela

Opening Day Age: 18

Year	Club	AVG	G	AB	R	H	2B	3B	HR	RBI	SH	SF	HP	BB	SO	SB	CS	E
2007	Surprise Royals	.244	30	86	10	21	3	0	0	10	2	1	5	5	10	1	1	5
2008	Burlington (R)	.325	13	40	4	13	0	1	0	10	2	1	1	5	5	0	0	1
	Idaho Falls	.395	12	43	7	17	3	1	1	6	0	1	0	2	5	0	1	2
Minor League Totals		.302	55	169	21	51	6	2	1	26	4	2	6	12	20	1	2	8

Zachary Conrad (Zach) Peterson, RHP

Ht.: 6-2; Wt.: 185; Bats: Switch; Throws: Right

Resides: Faribault, Minn.

Signed By: Ben Jones

Acquired: Signed as a non-drafted free agent on 6-13-07

Career Notes: Graduated from Minnetonka (Minn.) High, 2003...attended the University of Illinois-Chicago...finished career with 27 wins, most in UIC history...made the All-Horizon First Team three straight years...went 7-4 with a 3.54 ERA as a senior, earning Horizon League Pitcher of the Year honors...set a Pioneer League record with 11 consecutive strikeouts, 8-21-07.

Born: 11-6-84 in St. Paul, Minn.

Opening Day Age: 24

Year	Club	W-L	ERA	G	GS	CG	SHO	SV	IP	H	R	ER	HR	HB	BB	SO	WP	BK
2007	Idaho Falls	5-3	2.89	15	8	0	0	1	56.0	49	25	18	5	0	8	67	0	1
2008	Burlington (A)	3-3	3.13	30	4	0	0	5	77.2	74	27	27	7	2	20	82	2	0
Minor League Totals		8-6	3.03	45	12	0	0	6	133.2	123	52	45	12	2	28	149	2	1

Heath Michael Phillips, LHP

See Major League bios, Page 188

Luis Leonardo Piterson, INF

Ht.: 5-11; Wt.: 155; Bats: Right; Throws: Right

Resides: Cartagena, Colombia

Signed By: Mike Toomey

Acquired: Signed as a non-drafted free agent, 2-4-08

Born: 6-10-90 in Cartagena, Colombia

Opening Day Age: 18

Year	Club	AVG	G	AB	R	H	2B	3B	HR	RBI	SH	SF	HP	BB	SO	SB	CS	E
2008	Dominican Royals	.256	50	180	29	46	9	0	0	31	5	1	5	18	20	11	2	5

Juan Carlos Polonia, OF

Ht.: 6-1; Wt.: 175; Bats: Switch; Throws: Right

Resides: Santo Domingo, DR

Signed By: Daurys Nin

Acquired: Signed as a non-drafted free agent, 11-29-07

Born: 12-16-89 in Santo Domingo, DR

Opening Day Age: 19

Year	Club	AVG	G	AB	R	H	2B	3B	HR	RBI	SH	SF	HP	BB	SO	SB	CS	E
2008	Dominican Royals	.190	41	100	25	19	2	2	0	4	4	0	3	15	39	15	4	2

**Orlando Jose Rada, LHP**

Ht.: 5-11; Wt.: 165; Bats: Left; Throws: Left

Resides: Higueroate Edo Miranda, Venezuela

Signed By: Juan Indriago

Acquired: Signed as a non-drafted free agent, 4-13-05

Born: 12-20-85 in Higueroate Edo Miranda, Venezuela

Opening Day Age: 23

Year	Club	W-L	ERA	G	GS	CG	SHO	SV	IP	H	R	ER	HR	HB	BB	SO	WP	BK
2005	Dominican Royals	2-1	4.68	12	3	0	0	2	25.0	25	13	13	2	0	7	27	6	0
2006	Dominican Royals	5-1	0.94	18	0	0	0	8	38.1	31	11	4	0	0	9	25	2	0
2007	Surprise Royals	0-1	3.15	10	0	0	0	0	20.0	29	11	7	0	1	4	21	0	1
2008	Idaho Falls	4-2	4.79	17	0	0	0	1	41.1	50	24	22	3	2	12	40	3	0
Minor League Totals		11-5	3.32	57	3	0	0	11	124.2	135	59	46	5	3	32	113	11	1

Paul E. Raglione, RHP

Ht.: 6-5; Wt.: 195; Bats: Right; Throws: Right

Resides: Portland, Ore.

Signed By: Greg Smith

Acquired: Selected in 18th round of 2005 June Free Agent Draft

Career Notes: Graduated Grant High in Portland, Ore. in 2005...named 1st-team all-state in 2005...named 2005 Portland Interscholastic League Pitcher of the Year...underwent Tommy John surgery, 9-06.

Born: 1-15-87 in Portland, Ore.

Opening Day Age: 22

Year	Club	W-L	ERA	G	GS	CG	SHO	SV	IP	H	R	ER	HR	HB	BB	SO	WP	BK
2005	Surprise Royals	3-4	5.94	13	7	0	0	1	47.0	66	40	31	4	4	18	37	3	0
2006	Surprise Royals	3-0	3.11	10	7	0	0	2	46.1	53	27	16	1	4	10	48	4	0
2007									(Injured - Did Not Pitch)									
2008	Idaho Falls	0-1	6.14	3	3	0	0	0	7.1	6	5	5	1	1	4	6	1	0
	Burlington (A)	2-0	6.06	19	0	0	0	1	35.2	39	27	24	3	7	11	18	4	2
Minor League Totals		8-5	5.02	45	17	0	0	4	136.1	164	99	76	9	16	43	109	12	2

Abraham Ramirez, RHP

Ht.: 6-2; Wt.: 185; Bats: Right; Throws: Right

Resides: Nizao, Peravia, DR

Signed By: Edis Perez

Acquired: Signed as a non-drafted free agent, 3-3-08

Born: 10-17-90 in Santo Domingo, DR

Opening Day Age: 18

Year	Club	W-L	ERA	G	GS	CG	SHO	SV	IP	H	R	ER	HR	HB	BB	SO	WP	BK
2008	Dominican Royals	0-0	3.38	2	0	0	0	0	2.2	1	2	1	0	1	6	3	1	0

Brett A. Richardson, RHP

Ht.: 6-3; Wt.: 195; Bats: Right; Throws: Right

Resides: Spokane, Wash.

Signed By: Scott Ramsay

Acquired: Selected in the 34th round of the 2008 June Free Agent Draft

Career Notes: Graduated from North Central High in Spokane, Wash., 2006...attended Wenatchee (Wash.) Valley CC

Born: 3-2-88 in Spokane, Wash.

Opening Day Age: 21

Year	Club	W-L	ERA	G	GS	CG	SHO	SV	IP	H	R	ER	HR	HB	BB	SO	WP	BK
2008	Surprise Royals	3-0	1.37	14	0	0	0	4	19.2	18	7	3	0	0	3	9	3	0
	Omaha	0-0	11.57	3	0	0	0	1	2.1	6	3	3	0	0	1	2	2	0
Minor League Totals		3-0	2.45	17	0	0	0	5	22.0	24	10	6	0	0	4	11	5	0

Hilton Davis Richardson, OF

Ht.: 6-3; Wt.: 200; Bats: Left; Throws: Left

Resides: Kirkland, Wash.

Signed By: Scott Ramsay

Acquired: Selected in the 7th round of the 2007 June Free Agent Draft

Career Notes: Graduated from Kirkland (Wash.) High...finished in a tie for 8th in the Arizona League in home runs, in a tie for 9th in runs and in a tie for 10th in at-bats in 2007...his 2007-08 offseason activities included online courses from BYU and teaming with Royals prospect Keaton Hayenga to offer a free baseball clinic for Seattle area youth.

Born: 1-10-89 in Seattle, Wash.

Opening Day Age: 20

Year	Club	AVG	G	AB	R	H	2B	3B	HR	RBI	SH	SF	HP	BB	SO	SB	CS	E
2007	Surprise Royals	.199	48	191	36	38	2	3	4	15	1	0	6	20	66	12	7	3
2008	Burlington (R)	.229	54	205	36	47	7	5	1	16	4	1	2	17	61	10	7	5
	Surprise Royals	.474	5	19	3	9	1	0	1	2	0	0	0	1	4	0	0	1
Minor League Totals		.227	107	315	75	94	10	8	6	33	5	1	8	38	131	22	14	9



MINOR LEAGUE BIOS (CONT.)

Juan Miguel Richardson, INF

Ht.: 6-1; Wt.: 175; Bats: Right; Throws: Right

Resides: Bani, DR

Signed By: Phillies

Acquired: Signed as a minor league free agent, 1-18-08

Career Notes: Spent the 2005 season on the Phillies 40-man roster...led all Cardinals minor leaguers in batting average in 2006...ranked 7th in the Texas League in average in 2006...placed in the top 10 in doubles, games, runs, hits, total bases, RBI, at-bats, and OPS in 2008.

Born: 1-27-79 in Bani, DR

Opening Day Age: 30

Year	Club	AVG	G	AB	R	H	2B	3B	HR	RBI	SH	SF	HP	BB	SO	SB	CS	E
1999	GCL Phillies	.226	46	164	27	37	14	0	5	23	1	3	5	11	46	7	6	9
	Piedmont	.167	4	12	0	2	1	0	0	2	1	0	0	1	5	0	0	0
	Batavia	.125	7	24	1	3	0	0	1	2	0	0	1	2	8	0	1	4
2000	Piedmont	.242	43	149	19	36	11	0	2	15	0	0	2	17	43	0	1	11
	Batavia	.154	10	39	0	6	2	0	0	2	0	0	0	3	15	0	0	2
2001	Lakewood	.240	*137	505	68	121	31	2	22	83	1	5	15	51	147	7	9	26
2002	Clearwater	.257	122	456	52	117	21	2	18	83	0	2	14	44	122	0	6	21
2003	Reading	.270	65	248	37	67	9	0	15	34	2	2	5	17	69	2	1	16
2004	Clearwater	.220	43	159	9	35	7	0	4	12	0	0	0	5	44	0	2	0
	Reading	.282	18	71	10	20	1	0	5	13	0	1	1	1	16	0	1	5
2005	Reading	.249	122	385	51	96	15	1	15	51	0	2	4	34	108	0	4	19
2006	Springfield	.311	121	444	71	138	31	1	17	78	1	3	7	46	114	0	7	7
2007	Springfield	.291	113	430	65	125	22	1	18	78	0	3	8	47	118	0	2	9
2008	Northwest Arkansas	.296	133	494	90	146	36	2	16	82	0	4	7	54	93	2	5	7
	Minor League Totals	.265	984	3580	500	949	201	9	138	558	6	25	69	333	948	18	45	136

Juan Antonio Rivera, INF

Ht.: 6-0; Wt.: 148; Bats: Switch; Throws: Right

Resides: San Pedro de Macoris, DR

Signed By: Pablo Peguero, Angel Santiana (Dodgers)

Acquired: Acquired from the Los Angeles Dodgers in exchange for INF Angel Berroa, 6-6-08

Career Notes: Originally signed by the Dodgers as a non-drafted free agent, 7-21-03.

Born: 3-17-87 in San Pedro de Macoris, DR

Opening Day Age: 22

Year	Club	AVG	G	AB	R	H	2B	3B	HR	RBI	SH	SF	HP	BB	SO	SB	CS	E
2004	Gulf Coast Dodgers	.243	52	185	28	45	6	0	0	14	2	3	2	13	30	5	0	20
2005	Ogden	.251	41	171	27	43	5	0	1	16	2	2	2	14	32	9	7	16
2006	Columbus	.256	40	129	13	33	4	0	2	15	2	1	1	6	24	1	2	12
	Ogden	.238	20	80	4	19	0	1	1	7	3	0	2	4	8	2	2	7
2007	Great Lakes	.252	39	143	20	36	5	1	4	16	2	0	0	8	28	3	4	11
2008	Great Lakes	.241	10	29	2	7	3	0	0	3	0	0	0	1	5	0	0	1
	Burlington (A)	.248	66	230	26	57	6	1	0	21	3	3	4	18	40	19	5	14
	Minor League Totals	.248	268	967	120	240	29	3	8	92	14	9	11	64	167	39	20	81

Clinton Michael (Clint) Robinson, INF

Ht.: 6-5; Wt.: 225; Bats: Left; Throws: Left

Resides: Dothan, Ala.

Signed By: Max Semler

Acquired: Selected in the 25th round of the 2007 June Free Agent Draft

Career Notes: Graduated from Northview High in Dothan, Ala., in 2003...attended Troy University, where he helped the Trojans win both the regular season and postseason Sun Belt Conference crowns in 2006...named to the ABCA All-American 2nd team and the All Sun Belt 1st team after batting .364 with a team-leading 17 home runs and 71 RBI as a senior...set career records for games played, at bats, runs, hits, and total bases...continued his hitting prowess at Idaho Falls, where he garnered Pioneer League MVP, Postseason All-Star, and Idaho Falls Player of the Year honors...finished in the top 10 in eight categories, including RBI (1st) and home runs (2nd)...helped Burlington to the Midwest League title as he finished 4th in the league in slugging percentage, in a tie for 6th in home runs, and 7th with a .806 OPS.

Born: 2-16-85 in Jefferson City, Mo.

Opening Day Age: 24

Year	Club	AVG	G	AB	R	H	2B	3B	HR	RBI	SH	SF	HP	BB	SO	SB	CS	E
2007	Idaho Falls	.336	67	253	39	85	18	1	15	*66	0	2	4	19	42	2	0	7
2008	Burlington (A)	.264	106	379	53	100	22	3	17	64	1	3	4	37	67	0	3	6
	Minor League Totals	.293	173	632	92	185	40	4	32	130	1	5	8	56	109	2	3	13

Derrick Robinson, OF

See Major League bios, Page 189

Derek Andrew Rodriguez, OF

Ht.: 5-9; Wt.: 155; Bats: Right; Throws: Right

Resides: Ignacio, Colo.

Signed By: Bob Dunning

Acquired: Selected in the 37th round of the 2007 June Free Agent Draft

Career Notes: Graduated from Ignacio (Colo.) High...state champion in the Class 3A long jump as a senior.

Born: 2-13-89 in Durango, Colo.

Opening Day Age: 20

Year	Club	AVG	G	AB	R	H	2B	3B	HR	RBI	SH	SF	HP	BB	SO	SB	CS	E
2008	Surprise Royals	.213	39	94	13	20	3	0	1	6	2	0	1	16	31	6	3	3

Freddy Manuel Rodriguez, RHP

Ht.: 6-3; Wt.: 180; Bats: Right; Throws: Right

Resides: San Cristobal, DR

Signed By: Edis Perez

Acquired: Signed as a non-drafted free agent, 9-5-07

Born: 12-1-90 in San Cristobal, DR

Opening Day Age: 18

Year	Club	W-L	ERA	G	GS	CG	SHO	SV	IP	H	R	ER	HR	HB	BB	SO	WP	BK
2008	Dominican Royals	3-3	2.59	15	7	0	0	1	62.2	57	26	18	3	0	14	32	6	0



MINOR LEAGUE BIOS (CONT.)

Jacob Bo Rodriguez, RHP

Ht.: 6-2; Wt.: 225; Bats: Right; Throws: Right

Resides: Whittier, Calif.

Signed By: Frank Baez, John Ramey

Acquired: Selected in the 21st round of the 2007 June Free Agent Draft

Career Notes: Graduated from Whittier (Calif.) High...attended East Los Angeles College.

Born: 7-24-88 in Los Angeles, Calif.

Opening Day Age: 20

Year	Club	W-L	ERA	G	GS	CG	SHO	SV	IP	H	R	ER	HR	HB	BB	SO	WP	BK
2008	Burlington (R)	2-2	3.51	13	0	0	0	1	33.1	27	15	13	0	2	12	48	6	1
	Burlington (A)	1-1	5.14	2	1	0	0	0	7.0	7	4	4	0	0	2	7	1	0
Minor League Totals		3-3	3.79	15	1	0	0	1	40.1	34	19	17	0	2	14	55	7	1

Jonathan Rodriguez, RHP

Ht.: 6-1; Wt.: 155; Bats: Right; Throws: Right

Resides: Santiago, DR

Signed By: Pedro Silverio

Acquired: Signed as a non-drafted free agent, 11-17-06

Born: 12-13-88 in Santiago, DR

Opening Day Age: 20

Year	Club	W-L	ERA	G	GS	CG	SHO	SV	IP	H	R	ER	HR	HB	BB	SO	WP	BK
2007	Dominican Royals	3-2	4.76	10	1	0	0	0	17.0	10	11	9	0	5	12	9	6	0
2008	Dominican Royals	0-1	2.92	10	1	0	0	1	24.2	27	10	8	0	3	6	17	7	1
Minor League Totals		3-3	3.67	20	2	0	0	1	41.2	37	21	17	0	8	18	26	13	1

George Ysidro Rosario, OF

Ht.: 6-2; Wt.: 170; Bats: Right; Throws: Right

Resides: San Pedro de Macoris, DR

Signed By: Rafael Vasquez

Acquired: Signed as a non-drafted free agent, 7-3-07

Born: 8-21-90 in San Pedro de Macoris, DR

Opening Day Age: 18

Year	Club	AVG	G	AB	R	H	2B	3B	HR	RBI	SH	SF	HP	BB	SO	SB	CS	E
2008	Dominican Royals	.110	47	109	12	12	2	2	0	6	2	1	5	7	43	5	1	2

Sergio Luis Rosario, RHP

Ht.: 5-11; Wt.: 184; Bats: Right; Throws: Right

Resides: San Pedro de Macoris, DR

Signed By: Pedro Silverio

Acquired: Signed as a non-drafted free agent, 11-10-08

Born: 8-20-90 in San Pedro de Macoris, DR

Opening Day Age: 18

Year	Club	W-L	ERA	G	GS	CG	SHO	SV	IP	H	R	ER	HR	HB	BB	SO	WP	BK
(2009 will be his 1st year in professional baseball)																		

Joshua Robert Ruhlman, LHP

Ht.: 6-0; Wt.: 170; Bats: Left; Throws: Left

Resides: Chesterfield, Mich.

Signed By: Steve Connelly

Acquired: Signed as a non-drafted free agent, 6-16-08

Career Notes: Graduated from L'Anse Creuse High in Macomb, Mich., 2004...attended Central Michigan University for two years before transferring to East Carolina University...his brother, Jayson, pitches in the Cubs organization.

Born: 5-3-86 in Mt. Clemens, Mich.

Opening Day Age: 22

Year	Club	W-L	ERA	G	GS	CG	SHO	SV	IP	H	R	ER	HR	HB	BB	SO	WP	BK
2008	Surprise Royals	2-2	3.00	11	0	0	0	2	15.0	17	8	5	0	1	2	19	2	0

Samuel Edward (Sam) Runion, RHP

Ht.: 6-4; Wt.: 220; Bats: Right; Throws: Right

Resides: Nashville, Tenn.

Signed By: Steve Connelly

Acquired: Selected in the 2nd round of the 2007 June Free Agent Draft

Career Notes: Graduated from Asheville (NC) High...finished his senior year with a 5-2 record and 2.14 ERA...pitched a six-inning no-hitter during his junior year...earned All-American honors from Aflac, Rawlings, Louisville Slugger, Collegiate Baseball, and Street & Smith's...rated the 18th-best prospect in the Arizona League by Baseball America following the 2007 season.

Born: 11-9-88 in Asheville, N.C.

Opening Day Age: 20

Year	Club	W-L	ERA	G	GS	CG	SHO	SV	IP	H	R	ER	HR	HB	BB	SO	WP	BK
2007	Surprise Royals	3-4	5.82	12	9	0	0	0	51.0	61	36	33	4	2	17	51	5	1
2008	Burlington (A)	2-5	5.75	9	5	0	0	0	40.2	54	35	26	7	3	9	11	2	0
	Burlington (R)	3-4	3.35	10	10	0	0	0	48.1	47	25	18	4	1	10	30	6	0
Minor League Totals		8-13	4.95	31	24	0	0	0	140.0	162	96	77	15	6	36	92	13	1

Derrick Iidaika Isamu Saito, LHP

Ht.: 5-8; Wt.: 155; Bats: Left; Throws: Left

Resides: Wailuku, Haw.

Signed By: Dan Ontiveros

Acquired: Selected in the 16th round of the 2008 June Free Agent Draft

Career Notes: Graduated from Wailuku (Haw.) High, 2005...attended Cal Poly San Luis Obispo University...set a school Division I record by averaging 14.13 strikeouts-per-nine-innings as a sophomore.

Born: 12-26-87 in Wailuku, Haw.

Opening Day Age: 21

Year	Club	W-L	ERA	G	GS	CG	SHO	SV	IP	H	R	ER	HR	HB	BB	SO	WP	BK
2008	Idaho Falls	3-4	4.36	18	0	0	0	1	33.0	34	20	16	3	3	19	37	6	0

ROYALS

REVIEW

HISTORY

RECORDS

OPPONENTS

SCOUTING/PLAYER DEV

MEDIA & MISC



MINOR LEAGUE BIOS (CONT.)

Tyler James Sample, RHP

Ht.: 6-7; Wt.: 245; Bats: Right; Throws: Right

Resides: Elizabeth, Colo.

Signed By: Ken Muzoz

Acquired: Selected in the 3rd round of the 2008 June Free Agent Draft

Career Notes: Graduated from J.K. Mullen Prep School in Denver, Colo...was an all-state selection at Mullen.

Born: 6-27-89 in Denver, Colo.

Opening Day Age: 19

Year	Club	W-L	ERA	G	GS	CG	SHO	SV	IP	H	R	ER	HR	HB	BB	SO	WP	BK
2008	Surprise Royals	0-5	9.00	10	8	0	0	0	27.0	30	36	27	0	2	29	39	5	2

Williams J. Sanchez, OF

Ht.: 6-1; Wt.: 185; Bats: Right; Throws: Right

Resides: Estado Portuguesa, Venezuela

Signed By: Richard Castro

Acquired: Signed as a non-drafted free agent, 5-5-08

Born: 11-12-89 in Acarigua Municipio Araure, Venezuela

Opening Day Age: 19

Year	Club	AVG	G	AB	R	II	2B	3B	HR	RBI	SH	SF	HP	BB	SO	SB	CS	E
2008	Dominican Royals	.182	22	66	4	12	2	0	0	3	0	0	2	5	13	2	0	3

Leonel Santiago, RHP

Ht.: 6-0; Wt.: 180; Bats: Right; Throws: Right

Resides: Manoguayabo, DR

Signed By: Daurys Nin

Acquired: Signed as a non-drafted free agent, 6-21-07

Born: 12-23-89 in Santo Domingo, DR

Opening Day Age: 19

Year	Club	W-L	ERA	G	GS	CG	SHO	SV	IP	H	R	ER	HR	HB	BB	SO	WP	BK
2007	Dominican Royals	2-2	2.80	12	5	0	0	0	35.1	30	14	11	2	3	8	30	3	1
2008	Dominican Royals	3-1	2.97	13	11	0	0	0	57.2	52	30	19	0	4	25	37	4	0
Minor League Totals		5-3	2.90	25	16	0	0	0	93.0	82	44	30	2	7	33	67	7	1

Mario Jose Santiago, RHP

Ht.: 6-2; Wt.: 210; Bats: Right; Throws: Right

Resides: Salinas, PR

Signed By: Johnny Ramos

Acquired: Selected in the 16th round of the 2005 June Free Agent Draft

Career Notes: Attended Laredo (Texas) Community College and Baton Rouge (La.) Community College...named the Burlington Pitcher of the Year in 2007...finished 5th in the Carolina League in ERA and 9th in innings pitched in 2008...has two children, Genesis and Karimay.

Born: 12-11-84 in Guayama, PR

Opening Day Age: 24

Year	Club	W-L	ERA	G	GS	CG	SHO	SV	IP	H	R	ER	HR	HB	BB	SO	WP	BK
2005	Surprise Royals	0-1	18.00	2	0	0	0	0	2.0	6	4	4	0	2	0	1	0	0
	Idaho Falls	0-3	6.61	10	8	0	0	0	32.2	39	34	24	3	7	20	20	4	0
2006	Surprise Royals	0-0	0.00	1	1	0	0	0	4.0	4	0	0	0	0	0	4	0	0
	Burlington (A)	3-6	5.37	12	8	0	0	1	60.1	78	40	36	5	8	14	38	4	0
2007	Burlington (A)	5-10	3.74	26	20	1	0	1	132.1	125	64	55	13	7	39	70	6	0
2008	Wilmington	8-8	3.43	27	27	0	0	0	141.2	155	69	54	9	6	39	86	6	1
Minor League Totals		16-28	4.17	78	64	1	0	2	373.0	407	211	173	30	30	112	219	20	1

Erlin Jose Santos, OF

Ht.: 6-2; Wt.: 170; Bats: Right; Throws: Right

Resides: Monte Cristi, DR

Signed By: Fausto Morel

Acquired: Signed as a non-drafted free agent, 10-20-08

Born: 1-22-91 in Monte Cristi, DR

Opening Day Age: 18

Year	Club	AVG	G	AB	R	H	2B	3B	HR	RBI	SH	SF	HP	BB	SO	SB	CS	E
(2009 will be his 1st year in professional baseball)																		

Ramon Vidal Santos, OF

Ht.: 6-3; Wt.: 190; Bats: Right; Throws: Right

Resides: Santo Domingo, DR

Signed By: Victor Baez

Acquired: Signed as a non-drafted free agent on 7-2-08

Born: 11-5-91 in Santo Domingo, DR

Opening Day Age: 17

Year	Club	AVG	G	AB	R	H	2B	3B	HR	RBI	SH	SF	HP	BB	SO	SB	CS	E
(2009 will be his 1st year in professional baseball)																		

Carlos Manuel Sencion, LHP

Ht.: 6-6; Wt.: 170; Bats: Left; Throws: Left

Resides: Santo Domingo, DR

Signed By: Rene Francisco (Braves)

Acquired: Signed as a minor league free agent, 11-18-08

Career Notes: Most Valuable Pitcher of the Year for the DSL Braves2 in 2005...2nd among Braves farmhands in strikeouts in 2007.

Born: 11-17-84 in Santo Domingo, DR

Opening Day Age: 24

Year	Club	W-L	ERA	G	GS	CG	SHO	SV	IP	H	R	ER	HR	HB	BB	SO	WP	BK
2002	Dominican Braves	2-3	3.51	18	0	0	0	0	25.2	27	18	10	0	1	25	20	5	0
2003	Dominican Braves	2-3	1.54	12	11	0	0	0	46.2	24	16	8	1	3	33	60	2	0
2004	Dominican Braves	0-0	0.00	3	2	0	0	0	6.0	6	2	0	0	1	4	6	0	0
2005	Dominican Braves2	2-3	1.29	13	11	0	0	0	48.2	38	15	7	1	3	18	71	0	0
2006	Danville	0-4	2.56	13	0	0	0	1	52.2	41	18	15	6	1	17	60	1	0
2007	Rome	2-1	3.72	14	0	0	0	0	38.2	31	19	16	1	1	17	50	5	0
	Myrtle Beach	2-2	2.81	19	6	0	0	0	64.0	53	23	20	6	0	52	76	2	0
2008	Myrtle Beach	0-0	1.50	3	0	0	0	0	12.0	5	2	2	0	0	4	15	0	1
	Mississippi	6-4	4.72	25	12	0	0	0	76.1	73	40	40	6	2	44	63	5	2
Minor League Totals		16-20	2.87	120	51	0	0	1	370.2	298	153	118	21	12	214	421	20	3

**Anthony Russell Seratelli, INF**

Ht.: 5-11; Wt.: 185; Bats: Switch; Throws: Right

Resides: Matawan, NJ

Signed By: Ken Munoz

Acquired: Purchased from the Windy City ThunderBolts of the Frontier League, 2-27-07

Career Notes: Graduated from Old Bridge High in Matawan, NJ...attended Seton Hall University from 2001 to 2005...ranks among the school's leaders in games, at-bats, and walks...led the Pioneer League in stolen bases in 2007 and finished among the league leaders in nearly every offensive category...finished in a tie for 4th in the Carolina League in triples in 2008.

Year	Club	AVG	G	AB	R	H	2B	3B	HR	RBI	SH	SF	HP	BB	SO	SB	CS	E
2006	Windy City (Ind.)	.286	76	248	48	71	7	7	6	39	7	2	8	34	50	34	7	-
2007	Idaho Falls	.327	72	266	52	87	19	5	10	46	0	3	3	40	53	*29	6	13
2008	Wilmington	.230	110	357	49	82	16	7	8	51	0	6	2	41	101	17	6	3
Minor League Totals		.271	182	623	101	169	35	12	18	97	0	9	5	81	154	46	12	16
Independent League Totals		.286	76	248	48	71	7	7	6	39	7	2	8	34	50	34	7	-

Eric James Shortell, OF

Ht.: 6-0; Wt.: 190; Bats: Right; Throws: Right

Resides: Mission Hills, Kan.

Signed By: Royals

Acquired: Signed as a non-drafted free agent on 2-2-09

Year	Club	AVG	G	AB	R	H	2B	3B	HR	RBI	SH	SF	HP	BB	SO	SB	CS	E	
(2009 will be his 1st year in professional baseball)																			

Onassis Alexis Sirrett, RHP

Ht.: 5-11; Wt.: 170; Bats: Right; Throws: Right

Resides: Puerto Plata, DR

Signed By: Daurys Nim

Acquired: Signed as a non-drafted free agent, 7-28-06

Year	Club	W-L	ERA	G	GS	CG	SHO	SV	IP	H	R	ER	HR	HB	BB	SO	WP	BK
2006	Dominican Royals	0-0	6.75	1	1	0	0	0	2.2	3	2	2	0	0	2	1	0	0
2007	Dominican Royals	2-1	3.42	6	4	0	0	0	23.2	20	10	9	2	2	6	14	1	0
	Surprise Royals	1-2	8.53	8	0	0	0	0	19.0	24	20	18	2	2	12	21	2	0
2008	Surprise Royals	3-2	3.05	12	1	0	0	1	41.1	45	21	14	1	1	6	28	8	0
Minor League Totals		6-5	4.47	27	6	0	0	1	86.2	92	53	43	5	5	26	64	11	0

Brandon Lee Sisk, LHP

Ht.: 6-3; Wt.: 210; Bats: Left; Throws: Left

Resides: San Jose, Calif.

Signed By: Steve Gossett

Acquired: Signed as a non-drafted free agent on 7-8-08

Career Notes: Graduated from Elkhart (Tex.) High, 2003...attended Azusa Pacific University in Azusa, Calif...played for the Bay Area Toros in the Continental Baseball League in 2007 and 2008.

Year	Club	W-L	ERA	G	GS	CG	SHO	SV	IP	H	R	ER	HR	HB	BB	SO	WP	BK
2007	Bay Area (Ind.)	0-6	7.93	10	9	0	0	0	47.2	61	52	42	7	3	45	55	5	3
2008	Bay Area (Ind.)	3-3	1.65	8	7	2	1	0	49.0	36	18	9	1	3	21	59	2	2
	Idaho Falls	0-0	2.45	4	2	0	0	0	11.0	8	5	3	1	0	4	9	2	0
	Burlington (A)	1-1	1.19	10	0	0	0	2	22.2	14	4	3	0	0	9	36	0	0
Independent League Totals		3-9	4.75	18	16	2	1	0	96.2	97	70	51	8	6	66	114	7	5
Minor League Totals		1-1	1.60	14	2	0	0	2	33.2	22	9	6	1	0	13	45	2	0

Corey Christopher Smith, INF

See Major League bios, Page 190.

Jorge Luis Soto, RHP

Ht.: 6-3; Wt.: 160; Bats: Right; Throws: Right

Resides: San Jose de Ocoa, DR

Signed By: Edis Perez

Acquired: Signed as a non-drafted free agent, 7-21-08

Year	Club	W-L	ERA	G	GS	CG	SHO	SV	IP	H	R	ER	HR	HB	BB	SO	WP	BK	
(2009 will be his 1st year in professional baseball)																			

Victor Navil Soto, INF

Ht.: 5-11; Wt.: 160; Bats: Right; Throws: Right

Resides: Bani, DR

Signed By: Daurys Nim

Acquired: Signed as a non-drafted free agent, 3-10-06

Career Notes: His 31 stolen bases in 2008 placed him 8th in the DSL.

Year	Club	AVG	G	AB	R	H	2B	3B	HR	RBI	SH	SF	HP	BB	SO	SB	CS	E
2006	Dominican Royals	.257	61	210	33	54	16	4	2	30	0	1	5	16	41	9	11	14
2007	Dominican Royals	.226	59	164	22	37	9	3	3	18	4	1	2	18	46	11	4	12
2008	Dominican Royals	.295	58	173	37	51	10	3	0	33	3	1	8	26	31	31	7	8
Minor League Totals		.260	178	547	92	142	35	10	5	81	7	3	15	60	118	51	22	34



MINOR LEAGUE BIOS (CONT.)

William C. (Cody) Strait, OF

Ht.: 6-0; Wt.: 193; Bats: Right; Throws: Right

Resides: Sour Lake, Tex.

Signed By: Paul Pierson (Reds)

Acquired: Acquired from the Cincinnati Reds for a player to be named, 6-30-08

Career Notes: Graduated from Hardin-Jefferson HS, Sour Lake, Tex., in 2001...attended Ranger College and The University of Evansville...selected by the Cincinnati Reds in the 12th round of the 2001 June Free Agent Draft...led Reds minor league players with 50 stolen bases in 2006.

Born: 5-28-83 in Beaumont, Tex.

Opening Day Age: 25

Year	Club	AVG	G	AB	R	H	2B	3B	HR	RBI	SH	SF	HP	BB	SO	SB	CS	E
2004	Billings	.388	12	49	10	19	1	3	2	11	0	0	3	1	14	3	2	0
	Dayton	.209	56	220	15	46	10	2	0	13	3	0	4	13	81	3	3	3
2005	Dayton	.266	116	413	63	110	16	4	14	60	7	1	15	38	102	25	7	6
2006	Sarasota	.258	131	489	85	126	36	4	17	74	2	3	14	36	108	50	9	7
	Louisville	.190	3	10	2	1	0	1	0	1	0	0	0	2	0	0	0	0
2007	Chattanooga	.216	58	218	31	47	15	0	7	29	1	2	4	17	64	11	2	1
	Sarasota	.241	69	266	39	64	15	4	7	39	1	3	3	17	56	15	7	4
2008	Chattanooga	.257	73	226	32	58	17	3	5	19	1	1	2	14	55	4	3	5
	Wilmington	.296	54	196	39	58	13	1	13	35	1	1	2	19	40	11	2	2
Minor League Totals		.253	572	2087	316	529	123	22	65	281	16	11	47	157	520	122	35	28

Richard (John) Suomi

See Major League bios, Page 191

Walter Benjamin (Ben) Swaggerty, LHP

Ht.: 6-1; Wt.: 190; Bats: Left; Throws: Left

Resides: Abon, Tenn.

Signed By: Sean Gibbs

Acquired: Signed as a non-drafted free agent on 5-21-07

Career Notes: Graduated Knox Central (Knoxville, Tenn.) High in 2001...graduated from Tusculum College in Greeneville, Tenn., in 2007...went 5-0 with a 1.69 ERA and 6 saves as a senior...married to Ginny, they have one son, Grayson.

Born: 8-8-82 in Knoxville, Tenn.

Opening Day Age: 26

Year	Club	W-L	ERA	G	GS	CG	SHO	SV	IP	H	R	ER	HR	HB	BB	SO	WP	BK
2007	Idaho Falls	1-0	3.03	24	0	0	0	1	35.2	31	15	12	1	4	16	51	6	1
2008	Burlington (A)	1-0	3.93	12	0	0	0	0	18.1	18	10	8	0	2	10	14	0	0
	Wilmington	3-2	2.66	32	0	0	0	0	47.1	41	19	14	3	3	26	58	4	0
Minor League Totals		5-2	3.02	68	0	0	0	1	101.1	90	44	34	4	9	52	123	10	1

Jason William Taylor, INF

Ht.: 6-1; Wt.: 210; Bats: Right; Throws: Right

Resides: Virginia Beach, Va.

Signed By: Steve Connelly

Acquired: Selected in the 2nd round of the 2006 June Free Agent Draft

Career Notes: Graduated from Floyd E. Kellam High in Virginia Beach, Va...named to the 2006 Louisville Slugger High School All-American team...hit over 400 his senior season while stealing 19 bases and was named a 1st-team All-Beach District pick...named to the 2006 National High School Baseball Coaches Association All-District 2 Team...made the USA Baseball Junior National Team in 2005...was offered a scholarship to play baseball at Clemson...did not play in 2007 due to personal reasons...led the Midwest League in walks in 2008...placed in the top 10 in runs (T2nd), stolen bases (4th), on base pct. (.372, 6th), home runs (T6th), and games (T8th).

Born: 1-14-88 in Norfolk, Va.

Opening Day Age: 21

Year	Club	AVG	G	AB	R	H	2B	3B	HR	RBI	SH	SF	HP	BB	SO	SB	CS	E
2006	Surprise Royals	.258	46	151	27	39	8	1	0	22	0	2	3	26	30	7	2	10
2007																		
2008	Burlington (A)	.242	127	433	79	105	17	4	17	58	3	5	11	81	97	40	14	20
Minor League Totals		.247	183	584	106	144	25	5	17	80	3	7	14	107	127	47	16	30

Everett James Teaford, LHP

Ht.: 6-0; Wt.: 155; Bats: Left; Throws: Left

Resides: Alpharetta, Ga.

Signed By: Spencer Graham

Acquired: Selected in the 12th round of the 2006 June Free Agent Draft

Career Notes: Graduated from Centennial High in Alpharetta, Ga...attended Georgia Southern where he went 10-4 with a 3.96 ERA as a junior in 2006, leading the Southern Conference in innings (120.1), strikeouts (122) and complete games (4) while tying for 2nd in wins...named to the 1st-team Southern Conference in 2005 and 2006...finished his career ranking 2nd among the Georgia Southern career strikesout leaders with 353...ranked 9th in the Pioneer League in 2006 with a 3.71 ERA...named to the Carolina League All-Star team in 2008...his 116 strikeouts tied him for 5th in the Carolina League in 2008...was 7th in innings pitched and 9th in ERA.

Born: 5-15-84 in Alpharetta, Ga.

Opening Day Age: 24

Year	Club	W-L	ERA	G	GS	CG	SHO	SV	IP	H	R	ER	HR	HB	BB	SO	WP	BK
2006	Idaho Falls	5-1	3.71	15	12	0	0	0	63.0	54	29	26	3	4	20	51	5	2
2007	Burlington (A)	6-8	4.68	27	21	0	0	0	134.2	147	83	70	11	5	36	84	10	2
2008	Wilmington	8-6	3.80	28	23	0	0	1	144.1	135	70	61	15	3	46	116	7	2
Minor League Totals		19-15	4.13	70	56	0	0	1	342.0	336	182	157	29	12	102	251	22	6

**Carlo Marcus Testa, OF**

Ht.: 6-3; Wt.: 215; Bats: Left; Throws: Left

Resides: Tallmadge, Ohio

Signed By: Sean Gibbs

Acquired: Selected in the 18th round of the 2008 June Free Agent Draft.

Career Notes: Graduated from Tallmadge (Ohio) HS, 2005...attended Belmont Univ. in Nashville, Tenn...batted .387 with 26 stolen bases as a junior...became the first player in Atlantic Sun Conference history to earn first team All-Conference honors as a pitcher and position player.

Year	Club	AVG	G	AB	R	H	2B	3B	HR	RBI	SH	SF	HP	BB	SO	SB	CS	E
2008	Burlington (R)	.188	7	16	1	3	2	0	0	1	0	0	0	4	5	1	0	1
	Idaho Falls	.304	51	171	37	52	6	3	5	35	0	2	2	25	51	12	4	2
Minor League Totals		.294	58	187	38	55	8	3	5	36	0	2	2	29	56	13	4	3

Jacob R. Theis, RHP

Ht.: 6-6; Wt.: 215; Bats: Right; Throws: Right

Resides: Brier, Wash.

Signed By: Scott Ramsay

Acquired: Selected in the 21st round of the 2008 June Free Agent Draft.

Career Notes: Graduated from Mountlake Terrace (Wash.) High, 2008...went 7-2 with a 1.58 ERA as a senior to earn all-area honors from the Seattle Times...signed to play at Washington State before deciding to join the Royals.

Year	Club	W-L	ERA	G	GS	CG	SHO	SV	IP	H	R	ER	HR	HB	BB	SO	WP	BK
2008	Surprise Royals	0-0	27.00	1	0	0	0	0	0.1	4	1	1	0	0	0	0	0	0

Kiel Gregory Thibault, C

See Major League bios, Page 192

James Robert Thompson, RHP

Ht.: 6-2; Wt.: 200; Bats: Right; Throws: Right;

Resides: West Point, Ga.

Signed By: Sean Gibbs

Acquired: Selected in the 38th round of the 2008 June Free Agent Draft

Career Notes: Graduated from Troup High in LaGrange, Ga., 2005 and Chattahoochee Valley Community College in Phenix City, Ala., 2007...transferred to Columbus (Ga.) State University, where he went 4-1 in 2008.

Year	Club	W-L	ERA	G	GS	CG	SHO	SV	IP	H	R	ER	HR	HB	BB	SO	WP	BK
2008	Idaho Falls	3-3	3.99	22	0	0	0	3	29.1	28	15	13	0	0	18	39	0	0

Aneidy Simon Toribio, LHP

Ht.: 5-11; Wt.: 195; Bats: Left; Throws: Left

Resides: Santiago, DR

Signed By: Padres

Acquired: Signed as a minor league free agent, 7-17-07

Career Notes: Tied for 8th among Pioneer League pitchers in strikeouts.

Year	Club	W-L	ERA	G	GS	CG	SHO	SV	IP	H	R	ER	HR	HB	BB	SO	WP	BK
2005	Dominican Padres	0-0	2.08	2	1	0	0	0	4.1	3	1	1	0	0	2	5	0	1
2006	Dominican Padres	3-2	4.53	12	10	0	0	0	45.2	36	24	23	4	6	22	52	16	1
2007	Surprise Royals	0-0	5.79	3	0	0	0	0	4.2	4	3	3	1	0	3	5	1	1
2008	Idaho Falls	3-5	4.67	16	15	0	0	0	61.2	69	44	32	7	3	33	68	7	0
Minor League Totals		6-7	4.56	33	26	0	0	0	116.1	112	72	59	12	9	60	130	24	3

Wilson Edward Tucker Jr., OF

Ht.: 6-1; Wt.: 205; Bats: Right; Throws: Right

Resides: Gallatin, Tenn.

Signed By: Sean Gibbs

Acquired: Selected in the 33rd round of the 2007 June Free Agent Draft

Career Notes: Graduated from Hendersonville (Tenn.) High in 2003...batted .444 in his prep career...attended Belmont University, where he was a two-time Atlantic Sun All-Conference selection...left as the program's career record holder in at-bats, doubles, home runs, and RBI...earned Player of the Year honors with the Burlington Royals...led the team in RBI and finished in the league's top 10 in home runs, RBI, total bases, and slugging percentage...his mother, Leslie, played basketball at Belmont...his father, Wilson Sr., played baseball and is in Belmont's athletic Hall of Fame...Wilson Sr. played one season in the minor leagues after being drafted by the Detroit Tigers in 1979.

Year	Club	AVG	G	AB	R	H	2B	3B	HR	RBI	SH	SF	HP	BB	SO	SB	CS	E
2007	Burlington (R)	.298	54	215	36	64	15	1	8	41	0	2	5	10	36	5	3	4
	Idaho Falls	.328	15	67	12	22	10	2	1	10	1	0	0	2	10	1	2	0
2008	Burlington (A)	.184	42	147	14	27	7	3	2	13	1	5	1	4	39	2	4	3
Minor League Totals		.263	111	429	62	113	32	6	11	64	2	7	6	16	85	8	9	7

Mathew David (Matt) Tupman, C

See Major League bios, Page 193



MINOR LEAGUE BIOS (CONT.)

Devery James Van De Keere, INF

Ht.: 6-2; Wt.: 215; Bats: Left; Throws: Right

Resides: Barrhead, Alberta, Canada

Signed By: Brian Rhee

Acquired: Selected in the 48th round of the 2007 June Free Agent Draft

Career Notes: Graduated from Barrhead Composite High, 2003...helped his team win Provincial Championships in 1998, 2000, and 2002...attended Phoenix (Ariz.) College before transferring to Louisiana-Lafayette...batted .368 with 9 home runs as a junior, earning All-Sun Belt Conference honors...among the Pioneer League leaders in games, at-bats, and walks...was coached in high school by his father, Keith, who was once a member of the Canadian National Team.

Born: 1-29-85 in Barrhead, Alberta, Canada

Opening Day Age: 24

Year	Club	AVG	G	AB	R	H	2B	3B	HR	RBI	SH	SF	HP	BB	SO	SB	CS	E
2007	Idaho Falls	.284	70	268	37	76	15	2	3	30	1	1	3	34	47	5	2	16
2008	Idaho Falls	.280	61	200	34	56	17	1	6	28	0	1	3	22	39	5	2	14
Minor League Totals		.282	131	468	71	132	32	3	9	58	1	2	6	56	86	10	4	30

Nicholas (Nick) Eugene Van Stratten, OF

Ht.: 6-0; Wt.: 195; Bats: Right; Throws: Right

Resides: Birmingham, Mo.

Signed By: Mark Ryal

Acquired: Selected in the 10th round of the 2006 June Free Agent Draft

Career Notes: Graduated from Winnetonka High where he was a 1st-team all-conference selection...attended St. Louis Community College at Meramec...led the nation in 2006 with 113 hits and 14 triples...also hit .498, which ranked 4th in the NJCAA...was a 2-time, 1st-team all-region selection and 2006 region MVP...offered a scholarship to play at Central Missouri State, but chose to sign with Royals...named the 2006 Surprise Royals Player of the Year after tying for the league-lead with 46 runs scored, finishing 2nd with 61 hits and tied for 2nd with 7 triples.

Born: 5-22-85 in Kansas City, Mo.

Opening Day Age: 23

Year	Club	AVG	G	AB	R	H	2B	3B	HR	RBI	SH	SF	HP	BB	SO	SB	CS	E
2006	Surprise Royals	.292	54	209	+46	61	8	7	3	35	1	3	9	25	17	14	1	1
	Idaho Falls	.294	5	17	2	5	1	0	0	1	1	0	1	2	1	0	0	0
2007	Idaho Falls	.316	24	98	21	31	4	4	2	14	1	0	2	13	9	7	2	0
2008	Burlington (A)	.345	40	139	22	48	13	2	1	18	0	2	2	12	20	5	3	1
Minor League Totals		.313	123	463	91	145	26	13	6	68	3	5	14	52	47	26	6	2

Angelo Manuel Velasquez, RHP

Ht.: 6-0; Wt.: 160; Bats: Right; Throws: Right

Resides: Maturin, Venez.

Signed By: Richard Castro

Acquired: Signed as a non-drafted free agent, 7-2-08

Born: 11-19-91 in Maracay, Venez.

Opening Day Age: 17

Year	Club	W-L	ERA	G	GS	CG	SHO	SV	IP	H	R	ER	HR	HB	BB	SO	WP	BK
(2009 will be his 1st year in professional baseball)																		

Yordano Ventura, RHP

Ht.: 5-11; Wt.: 140; Bats: Right; Throws: Right

Resides: Samana, DR

Signed By: Pedro Silverio

Acquired: Signed as a non-drafted free agent, 10-8-08

Born: 6-3-91 in Samana, DR

Opening Day Age: 17

Year	Club	W-L	ERA	G	GS	CG	SHO	SV	IP	H	R	ER	HR	HB	BB	SO	WP	BK
(2009 will be his first year in professional baseball)																		

Kelvin M. Villa, LHP

Ht.: 5-10; Wt.: 170; Bats: Left; Throws: Left

Resides: Salcedo, DR

Signed By: Julian Perez, Elvis Pineda (Braves)

Acquired: Signed as a minor league free agent, 11-17-08

Career Notes: Attended Liceo Regino Camilo High...originally signed by the Braves as a non-drafted free agent, 11-8-02...2003 co-Pitcher of the Year for the Dominican Braves Team 2...selected to the Carolina League All-Star team in 2006.

Born: 12-14-85 in Tenares, DR

Opening Day Age: 23

Year	Club	W-L	ERA	G	GS	CG	SHO	SV	IP	H	R	ER	HR	HB	BB	SO	WP	BK
2003	Dominican Braves2	5-1	1.64	13	12	0	0	1	66.0	40	16	12	1	2	22	78	4	0
2004	Danville	3-0	1.93	15	4	0	0	1	42.0	35	15	9	1	0	21	41	3	0
2005	Rome	2-1	1.33	7	3	1	1	1	27.0	19	7	4	1	0	7	25	0	0
	Myrtle Beach	2-10	5.13	22	19	0	0	0	100.0	112	65	57	10	2	48	78	5	2
2006	Myrtle Beach	8-6	3.83	25	19	0	0	1	120.0	121	65	51	3	2	47	86	2	0
2007	Mississippi	8-12	5.39	28	28	0	0	0	143.2	169	94	86	14	1	66	121	5	2
2008	Myrtle Beach	2-1	5.52	9	1	0	0	0	14.2	18	11	9	2	0	9	13	1	0
Minor League Totals		30-31	4.00	119	86	1	1	3	513.1	514	273	228	32	7	220	442	20	4

Oscar Villarreal, RHP

See Major League bios, Page 194-195

Willer Violi, RHP

Ht.: 6-1; Wt.: 165; Bats: Right; Throws: Right

Resides: Nagua, DR

Signed By: Royals

Acquired: Signed as a non-drafted free agent, 1-3-07

Born: 5-29-90 in Nagua, DR

Opening Day Age: 18

Year	Club	W-L	ERA	G	GS	CG	SHO	SV	IP	H	R	ER	HR	HB	BB	SO	WP	BK
2007	Dominican Royals	0-0	21.60	5	0	0	0	0	3.1	5	8	8	1	1	9	4	4	0
2008	Dominican Royals	2-3	4.75	10	8	0	0	0	36.0	39	29	19	1	8	16	33	13	0
Minor League Totals		2-3	6.18	15	8	0	0	0	39.1	44	37	27	2	9	25	37	17	0

MINOR LEAGUE BIOS (CONT.)



Joshua Timothy Vittek, INF

Ht.: 6-3; Wt.: 220; Bats: Left; Throws: Right
 Resides: Finksburg, Md.
 Signed By: Royals

Born: 4-9-86 in Frederick, Md.
 Opening Day Age: 22

Acquired: Signed as a non-drafted free agent on 6-25-08

Career Notes: Graduated from Liberty High in Sykesville, Md., 2004...led the school to a state title in baseball...attended Mount St. Mary's University, Emmitsburg, Md...batted .377 with 20 home runs and 64 RBI as a senior, leading the Mount to its first Northeast Conference Championship and first NCAA Tournament appearance...batted .458 to earn NEC Tournament MVP honors...finished career with 13 school records, including home runs (44) and RBI (175)...named to the 2005 Louisville Slugger Freshman All-America Team after hitting .358.

Year	Club	AVG	G	AB	R	H	2B	3B	HR	RBI	SH	SF	HP	BB	SO	SB	CS	E
2008	Burlington (R)	.297	42	155	24	46	7	1	8	34	0	1	2	10	57	0	1	5

Jamar O. Walton, OF

Ht.: 6-4; Wt.: 195; Bats: Left; Throws: Right
 Resides: Emporia, Va.
 Signed By: Joel Matthews (Marlins)

Born: 1-5-86 in Emporia, Va.
 Opening Day Age: 23

Acquired: Signed as a minor league free agent, 6-14-07

Career Notes: Graduated from Greensville County (Va.) High, 2004...selected by the Marlins in the 4th round of the 2004 June Free Agent Draft...his 19 game hitting streak tied for the longest in the Midwest League in 2007.

Year	Club	AVG	G	AB	R	H	2B	3B	HR	RBI	SH	SF	HP	BB	SO	SB	CS	E
2004	Gulf Coast Marlins	.238	42	143	17	34	3	1	1	13	0	3	0	13	32	6	3	1
2005	Jamestown	.225	64	227	19	51	2	5	2	22	1	0	5	17	84	1	3	5
2006	Jamestown	.000	3	6	1	0	0	0	0	0	1	0	0	1	3	0	0	0
	Gulf Coast Marlins	.000	1	1	0	0	0	0	0	0	0	0	0	0	0	0	0	0
	Greensboro	.000	2	1	0	0	0	0	0	0	0	0	0	0	1	0	0	0
2007	Burlington (A)	.278	54	169	18	47	12	0	3	18	0	1	1	18	47	8	6	2
2008	Burlington (A)	.266	98	357	43	95	20	2	7	49	0	4	1	21	86	6	5	5
Minor League Totals		.251	264	904	98	227	37	8	13	102	2	8	7	70	253	21	17	13

Juan Carlos Wilmore, INF

Ht.: 6-1; Wt.: 175; Bats: Switch; Throws: Right
 Resides: La Romana, DR
 Signed By: Rafael Vasquez

Born: 5-27-89 in La Romana, DR
 Opening Day Age: 19

Acquired: Signed as a minor league free agent, 11-30-07

Year	Club	AVG	G	AB	R	H	2B	3B	HR	RBI	SH	SF	HP	BB	SO	SB	CS	E
2008	Dominican Royals	.238	38	101	16	24	4	1	0	9	1	1	0	12	29	8	1	6

Vance A. Wilson, C

Ht.: 5-11; Wt.: 215; Bats: Right; Throws: Right
 Resides: Springdale, Ark.
 Signed By: Mets

Born: 3-17-73 in Mesa, Ariz.
 Opening Day Age: 36

Acquired: Signed as a minor league free agent, 1-8-09

Career Notes: Graduated from Red Mountain HS in Mesa, Ariz., 1992...played two seasons at Mesa (Ariz.) Junior College...named a Junior College All-American in 1994 after batting .402...selected by the New York Mets in the 44th round of the 1993 June draft...signed as a draft-and-follow selection 5-25-94...played 11 seasons in the Mets organization, including action with the Major League club from 1999 to 2004...made his Major League debut as a defensive replacement, 4-24-99 at Wrigley Field...played in the Triple-A All-Star game as a member of the Norfolk Tides in 2000...recorded his first Major League hit on 7-4-01 versus the Cubs...acquired by the Detroit Tigers in exchange for infielder Anderson Hernandez, 1-6-05...tied for 2nd in the A.L. with 10 sacrifice bunts in 2006...it was the most by a catcher with less than 200 plate appearances since 1974...missed most of 2007 and all of 2008 after undergoing right elbow reconstruction on 6-13-07...is married to Bridget...they have a daughter, Peyton.

Year	Club	AVG	G	AB	R	H	2B	3B	HR	RBI	SH	SF	HP	BB	SO	SB	CS	E	
1994	Pittsfield	.307	44	166	22	51	12	0	2	20	0	2	5	5	27	4	1	6	
1995	Columbin	.250	250	91	34	81	11	0	6	32	1	2	8	19	45	4	3	14	
1996	St. Lucie	.244	93	311	29	76	14	2	6	44	0	4	6	31	41	2	4	8	
1997	Binghamton	.276	92	322	46	89	17	0	15	40	3	1	5	20	46	2	5	11	
1998	GCL Mets	.357	10	28	5	10	5	0	2	9	0	1	1	0	0	0	1	2	
	St. Lucie	.063	4	16	0	1	0	0	0	0	0	0	0	0	5	0	0	0	
	Norfolk	.260	46	154	18	40	3	0	4	16	3	0	1	9	29	0	3	4	
1999	Norfolk	.264	15	53	19	14	3	0	3	5	0	0	1	4	8	1	0	1	
	NEW YORK-NL	.000	1	0	0	0	0	0	0	0	0	0	0	0	0	0	0	0	
2000	Norfolk	.260	111	400	47	104	23	1	16	62	1	3	12	24	65	11	6	5	
	NEW YORK-NL	.000	4	4	0	0	0	0	0	0	0	0	0	0	2	0	0	0	
2001	Norfolk	.246	65	228	24	56	14	0	6	31	1	3	9	12	34	0	1	8	
	NEW YORK-NL	.298	32	57	3	17	3	0	0	6	0	1	2	2	16	0	1	1	
2002	NEW YORK-NL	.245	74	163	19	40	7	0	5	26	2	0	8	5	32	0	1	6	
2003	NEW YORK-NL	.243	96	268	28	65	9	1	8	39	2	2	5	15	56	1	2	5	
2004	Binghamton	.333	1	3	2	1	0	0	1	1	0	0	1	0	0	0	0	0	
	Norfolk	.500	1	4	1	2	0	0	1	1	0	0	0	0	0	0	0	0	
	NEW YORK-NL	.274	79	157	18	43	10	1	4	21	1	3	5	11	24	1	0	2	
2005	DETROIT	.197	61	152	18	30	4	0	3	19	2	2	6	11	26	0	0	3	
2006	DETROIT	.283	56	152	18	43	9	0	5	18	10	1	3	2	33	0	4	1	
2007	Toledo	.273	3	11	2	3	0	0	0	0	0	1	0	2	0	0	0	0	
2008	(Injured - Did Not Play)																		
Minor League Totals		.261	576	2020	240	528	102	3	62	261	9	16	50	124	302	24	24	57	
NL Totals		.254	286	649	68	165	29	2	17	92	5	6	20	33	130	2	4	14	
AL Totals		.240	117	304	36	73	13	0	8	37	12	3	9	13	59	0	4	4	
Major League Totals		.250	403	953	104	238	42	2	25	129	17	9	29	46	189	2	8	18	

ROYALS

REVIEW

HISTORY

RECORDS

OPPONENTS

SCOUTING/PLAYER DEV.

MEDIA & MISG.



MINOR LEAGUE BIOS (CONT.)

Blake Daniel Wood, RHP

Ht.: 6-5; Wt.: 240; Bats: Right; Throws: Right

Resides: Suwanee, Ga.

Signed By: Spencer Graham

Acquired: Selected in the 3rd round of the 2006 June Free Agent Draft

Career Notes: Graduated from North Gwinnett High where he went 5-3 with a 2.21 ERA as a senior...All-Gwinnett County selection in 2003...played 3 seasons at Georgia Tech University...was 2nd-team All-ACC as a sophomore in 2005 after going 10-1 in 18 starts...was also named 2005 All-NCAA Atlanta Regional team...named a 2006 Preseason All-American...went 11-4 with a 4.79 ERA as a senior in helping lead Georgia Tech to the College World Series...ranked as the Royals 4th-best prospect entering the 2008 season by Baseball America...paced all Royals minor leaguers with 139 strikeouts in 2008...led the Texas League with 2 shutouts...tied for 1st in complete games.

Born: 8-8-85 in Atlanta, Ga.

Opening Day Age: 23

Year	Club	W-L	ERA	G	GS	CG	SHO	SV	IP	H	R	ER	HR	HB	BB	SO	WP	BK
2006	Idaho Falls	3-1	4.50	12	12	0	0	0	52.0	50	28	26	1	10	15	46	2	0
2007	Surprise Royals	0-0	0.00	4	4	0	0	0	9.2	9	2	0	0	0	0	15	0	0
	Burlington (A)	2-1	3.03	7	7	0	0	0	35.2	32	12	12	3	3	14	26	0	0
	Wilmington	0-1	4.66	2	2	0	0	0	9.2	9	5	5	1	3	3	11	0	0
2008	Wilmington	3-2	2.67	10	10	0	0	0	57.1	32	17	17	3	2	15	63	6	0
	Northwest Arkansas	5-7	5.30	18	18	2	2	0	86.2	96	55	51	7	7	32	76	11	0
Minor League Totals		13-12	3.98	53	53	2	2	0	251.0	228	119	109	15	25	79	237	19	0

David M. Wood, INF

Ht.: 6-2; Wt.: 210; Bats: Left; Throws: Left

Resides: New Braunfels, Tex.

Signed By: Phil Huttman

Acquired: Signed as a non-drafted agent, 6-11-07

Career Notes: Graduated from Longwood High on Long Island, N.Y. in 2002...played one season at both Stonybrook University and Temple College...received his B.A. at Texas State, where he set single season school records with 97 hits and 77 RBI during his senior season...named second team All-Southland Conference...earned Player of the Year honors with the Surprise Royals...led the Arizona League in doubles...tied for 1st in hits and games played...finished in the top 10 in ten categories.

Born: 12-21-84 in Stonybrook, N.Y.

Opening Day Age: 24

Year	Club	AVG	G	AB	R	H	2B	3B	HR	RBI	SH	SF	HP	BB	SO	SB	CS	E
2007	Surprise Royals	.318	+54	217	31	+69	*17	3	5	39	0	4	3	17	29	1	0	8
2008	Wilmington	.156	37	128	9	20	4	0	0	12	2	2	0	4	34	3	1	8
	Burlington (R)	.289	40	149	17	43	10	1	2	21	0	1	0	15	14	1	5	4
Minor League Totals		.267	131	494	57	132	31	4	7	72	2	7	3	36	77	5	6	20

Jamey Alan Wright, RHP

See Major League bios, Page 196-198

Matthew Jared (Matt) Wright, RHP

See Major League bios, Page 199

Yasuhiko Yabuta, RHP

See Major League bios, Page 200-201

Robinson Yambati, RHP

Ht.: 6-3; Wt.: 170; Bats: Right; Throws: Right

Resides: Sabana Grande de Boya, DR

Signed By: Edis Perez

Acquired: Signed as a non-drafted free agent, 2-4-08

Born: 1-15-91 in Sabana Grande de Boya, DR

Opening Day Age: 18

Year	Club	W-L	ERA	G	GS	CG	SHO	SV	IP	H	R	ER	HR	HB	BB	SO	WP	BK
2008	Dominican Royals	4-1	3.09	14	8	0	0	0	55.1	49	27	19	0	8	16	40	8	1

MEDIA
& MISCELLANEOUS





MEDIA RELATIONS STAFF



David Holtzman
Director-Media Relations

David Holtzman begins his sixth season with the Royals and third as Director-Media Relations in 2009. He joined the Royals as a media relations intern in 2004 and was named Media Relations Coordinator in December 2004 and Manager-Media Relations in November 2006. Holtzman oversees the day-to-day media relations responsibilities, including game information and press releases, as well as all Royals publications.

Holtzman graduated with a bachelor of science degree in sports management from the University of Kansas in 2000 and received his master's degree from KU in sports administration in 2003. A San Diego native, he worked for five summers (1997-2001) in the entertainment department of the San Diego Padres and also interned with the Pacific Life Holiday Bowl, the KU Athletics Department and noted baseball author Bill James. He and his wife, Kerri, reside in Olathe, Kan., with their son, Will, and dog, Naismith.



Dina Wathan
Coordinator-Media Services

Dina Wathan enters her fifth season with the Royals and fourth as Coordinator of Media Services. She joined the Royals as a marketing intern in 2005, working with gameday activities. She was named to her current position in April of 2006. Wathan is involved with the daily media relations duties, the Royals Alumni and Alumni Fantasy Camp, production of the media guide, and George Brett's media and fan requests.

Wathan graduated from St. Teresa's Academy in Kansas City, Mo., and received a bachelor of science degree in marketing from Pittsburg State University in 2004. While at Pitt State, she was a member of the Women's Volleyball team for four years where she was an All-American in 2003. Wathan, a native of Blue Springs, Mo., currently resides in Kansas City, Mo. She is the daughter of former Royals player and manager and current Assistant to Player Development John Wathan. She has two older brothers, Dusty and Derek. Dusty is a manager in the Philadelphia system while Derek recently retired from professional baseball. Dusty played briefly with the Royals in 2002.



Colby Curry
Coordinator-Communications & Broadcasting

Colby Curry enters his fourth season with the Royals. He joined the organization in 2006 as a marketing intern and moved to the media relations department later that year. He was named to his current position in June of 2007. His responsibilities include involvement with game information, Royals publications, MLB broadcasting correspondence, and the team blog.

The Illinois native earned magna cum laude honors in 2002 from Western Illinois University, where he graduated with a degree in communications and broadcasting. He received his MBA from Willamette University in Salem, Ore., in 2005. While at Willamette, he worked in the athletic department and interned with the Portland Trail Blazers. Curry resides in Independence, Mo.

ROYALS TEAM PUBLICATIONS

The Royals produce three publications that provide in-depth coverage of both Major League and minor league players, front office executives and team history. Pictured below (from L-R) are the 2009 Royals Media Guide, 2009 Royals Yearbook and Issues 1-3 of the five-issue 2008 Royals Gameday Magazine. Any team publication can be purchased at Kauffman Stadium or by calling the ticket office at 1-800-6-ROYALS.



MEDIA INFORMATION



Contact the Royals Media Relations Department for any information and questions (interviews, photos, statistical or credential requests, news releases, etc.). It is our privilege to be of assistance to our local, national and international media.

Credentials honored at Kauffman Stadium include: valid Royals credentials, Baseball Writers Association of America and Major League Baseball working credentials. Pursuant to Major League Baseball policy, all season credentials issued by the Royals will include a laminated picture identification.

Daily credentials will be issued to media members who do not qualify for season credentials. Media who qualify for daily credentials include: freelance writers on a specific assignment for a publication, representatives of weekly and monthly publications working on special coverage, and additional radio and television representatives when the need arises (i.e. live shots, etc.). **Stand-alone websites will not be credentialed.**

To request daily credentials please contact Dina Wathan, Coordinator-Media Services, dina.wathan@royals.com or (816) 504-4369, at least **2 DAY IN ADVANCE** of the requested date. Late requests will not be honored. For Saturday, Sunday or Monday credentials, please call by noon on Friday. Credential requests will be answered as time permits.

To pick up credentials, please report on game day to **Gate D** on the first base side of Kauffman Stadium. Daily or season credentials will be issued only to working members of the media. Credentials must be displayed at all times while at Kauffman Stadium.

Media must enter Kauffman Stadium through the **Gate D** on the first base side of Kauffman Stadium.

Parking credentials must be requested with press credentials and will be filled when available. Parking, when granted, must be mailed or picked up prior to game day. **Media will be required to enter through Gates 3 or 4 in order to redeem parking credentials.** Media parking will be in the back rows of Lot B. Active BBWAA cards also serve as parking passes.

Media Tickets on a limited basis are available for sports and news personnel and must be requested at least 3 days in advance. **Late requests will not be honored.** Requests for media tickets should be only be made for a current homestand or the next homestand and directed to Dina Wathan, Coordinator-Media Services (dina.wathan@royals.com), and may be picked up the day of the game at the Will Call window on the south side of Kauffman Stadium. The window opens 1 1/2 hours prior to the game. The Royals Media Relations Department is located on level 5, the ground level is on level 3 and access to the clubhouses and field is on level 1.

Media Relations Information:

Royals Switchboard 816-921-8000
FAX 816-921-5775

Mike Swanson:
e-mail: mike.swanson@royals.com
Work 816-504-4713

David Holtzman:
email: david.holtzman@royals.com
Work 816-504-4368

Dina Wathan:
email: dina.wathan@royals.com
Work 816-504-4369

Colby Curry:
email: colby.curry@royals.com
Work 816-504-4362

Press Box 816-504-4391
..... or 4392, 4393

Royals Fan Information Line 504-4700

Website: www.royals.com

Mailing Address
P.O. Box 419969 • Kansas City, MO • 64141-6969
Delivery Address
One Royal Way • Kansas City, MO 64129

The **Royals Autograph Policy** states that credentialed members of the media are prohibited from requesting autographs or equipment from players **AT ALL TIMES**. Any violation of these guidelines will result in immediate revocation of the credential and could bar future use.

The **Writing Press Box** is located on level 6 at Kauffman Stadium. Space is available only for members of the working media **ON ASSIGNMENT ONLY**. Seats in the lower level will be assigned with members of the Kansas City BBWAA in the front row. Other media will be assigned to row 2.

The **Broadcast Press Box** is located on level 4 at Kauffman Stadium. Radio and television broadcasts will initiate from this level.

Wireless Internet Access is available in the main press box free of charge. Please contact a Royals Media Relations member if you are having trouble connecting. In addition, high-speed lines are provided.

The **Press Room** is located behind the writing press box on level 6 for a pregame meal (\$10.00 charge) and refreshments and is open for the media with appropriate credentials approximately 2 hours prior to the game and 2 hours and 30 minutes prior to the game when Fox Sports - Kansas City televises the contest. Complete NOTES, STATISTICAL INFORMATION and LINEUPS are available approximately 3 hours prior to the game toward the back of the writing press box.

ROYALS

REVIEW

HISTORY

RECORDS

OPPONENTS

SCOUTING/PLAYER DEV.

MEDIA & MISC.



MEDIA INFORMATION (CONT.)

Interview periods are arranged prior to and following Royals games through the Royals Media Relations Department.

Pregame: The manager, coaches and players are generally accessible before and after batting practice on the field and in the clubhouse. Players are not available during stretching and batting practice, and pregame interviews should not interfere with the players specific game preparations. **Manager Trey Hillman** is available to the media before games in the Royals dugout, usually around 4:15 p.m. prior to 7:10 p.m. games. He may also be available before the clubhouse opens upon special request through the Media Relations Department. We request that reporters and broadcasters leave the field and dugout area at the conclusion of batting practice and that photographers report to their assigned photo positions.

Manager Postgame: The Royals will conduct a postgame interview with the manager in the interview room on Level 1 immediately following each Royals home game. The postgame interview room is specifically designed for, but not limited to, the electronic media. This is the only area where the electronic media may interview the manager postgame. **THERE WILL BE NO POSTGAME INTERVIEWS ALLOWED IN THE MANAGER'S OFFICE.** Postgame interviews with all personnel should be related to the game.

Photographers will be assigned to photo bays on the field at either end of each dugout or the bay located in the main press box. Photographers in the dugout field boxes should leave between innings only. Photos are allowed during batting practice, but photographers should remain in foul territory in the area behind the first and third base bags on the dirt warning track. Photographers should assume their assigned positions at the conclusion of batting practice.

The Royals Clubhouse will be open to the media with clubhouse credentials for a period of 3 1/2 hours prior to game time until one hour prior to the game. Members of the media must have a specific reason for clubhouse access to gain admittance. For postgame interviews, the clubhouse will open approximately 10 minutes following the game. The Royals clubhouse will be closed between games of a doubleheader. There will be occasions when

Baseball Writers Association of America - Kansas City Chapter

2009 ACTIVE MEMBERS

BOB DUTTON, Kansas City Star, Chairman
David Boyce, Kansas City Star
Bradford Doolittle, Kansas City Star
Jeffrey Flanagan, at-large
Holly Lawton, Kansas City Star
Sam Mellinger, Kansas City Star
Jeff Passan, Yahoo.com
Joe Posnanski, Kansas City Star
Doug Tucker, Associated Press

HONORARY LIFETIME MEMBERSHIP

Bill Althaus, Independence Examiner
Sid Bordman, Kansas City Star
Alan Eskew, Topeka Capital-Journal
Mike Fannin, Kansas City Star
Alan Hoskins, Kansas City Kansas
Dick Kaegel, Kansas City Star
Rick Plumlee, Wichita Eagle
Jason Whitlock, Kansas City Star

the Royals may request the clubhouse be cleared for team meetings and we ask your cooperation at these times. The players lounge, training room, coaches office adjacent to manager's office and conditioning areas are closed to everyone except players and Royals officials. The dugout is off limits in accordance with American League rules during the game to everyone except the manager, coaches, players and certain club officials. Still photographers are not permitted in the clubhouse. Television cameras are only permitted to shoot interviews.

Live Transmissions are permitted by non-rightsholders from Kauffman Stadium prior to and after every game. Live television reports by non-rightsholders are prohibited while the rightsholder is on the air or the game is in progress. Radio stations and assigned correspondents for out-of-town reports are allowed to give inning or half inning score updates. At no time can these correspondents file reports once play is under way. Any violation of these policies will result in immediate revocation of credentials.

The use of **Cellular Phones**, including text messaging is prohibited on the field and in either clubhouse. The only time a radio correspondent can use a cellular phone for an interview would be in either dugout after receiving advance permission from the player or staff member. Any other telephone interviews must be arranged through the Royals Media Relations Department.

Royals Pre-Game Schedule

	1:10 Games	6:10 Games	7:10 Games
Royals Infield	10:40-10:50 p.m.	3:40-3:50 p.m.	4:40-4:50 p.m.
Royals Batting Practice	10:50-11:45 a.m.	3:50-4:45 p.m.	4:50-5:45 p.m.
Visitors Batting Practice	11:45 a.m.-12:30 p.m.	4:45-5:30 p.m.	5:45-6:30 p.m.
Visitors Infield	12:30-12:40 p.m.	5:30-5:40 p.m.	6:30-6:40 p.m.
Ground Crew	12:40-1:05 p.m.	5:40-6:05 p.m.	6:40-7:05 p.m.
Game Time	1:10 p.m.	6:10 p.m.	7:10 p.m.

ROYALS ON FOX SPORTS KANSAS CITY



FOX Sports Kansas City is entering its second season as the exclusive television home of Kansas City Royals baseball. FOX Sports Kansas City will provide fans expansive coverage of the Royals, televising 140 regular season games and two spring training contests in 2009. Ryan Lefebvre will provide the play-by-play call on all 142 telecasts, while Royals Hall of Famer Paul Splittorff will serve as analyst for the majority of the telecasts. Every game on FOX Sports Kansas City will be surrounded

by a pre-game and postgame show, Royals Live, hosted by Joel Goldberg. Royals Hall of Famer Frank White will join Goldberg for home post-game shows and also serve as a game analyst on occasion. FOX Sports Kansas City will again produce a significant number of Royals games

in High Definition.

FOX Sports Kansas City will air more than 250 live events of local interest in 2009, including Royals baseball, Big 12 Conference football and basketball, Missouri Valley Conference basketball and more. The Royals and FOX Sports Kansas City are in the second year of a long-term agreement for FSKC to serve as the team's television home.

Fox Sports is the nation's leading provider of local sports. Fox Sports's 16 owned-and-

operated regional networks and its affiliated networks reach more than 80 million homes across the U.S. Fox Sports serves as the TV home to nearly two-thirds of all MLB, NHL and NBA teams based in the United States.

FSKANSAS CITY



The Fox Sports Kansas City team of (L-R) Joel Goldberg, Paul Splittorff, Frank White and Ryan Lefebvre will broadcast 142 games in 2009.

ROYALS ON FSKC

- ▶ Ryan Lefebvre, Announcer
- ▶ Paul Splittorff, Announcer
- ▶ Frank White, Announcer
- ▶ Joel Goldberg - Royals Live host
- ▶ Kevin Shank, Producer
- ▶ TBA, Director
- ▶ T.J. McGinnis - Pre and Postgame Producer

A LOOK AT ROYALS BROADCASTERS THROUGH THE YEARS



Dave Armstrong
1993-95



Bud Blattner
1969-73



Steve Busby
1996



Steve Shannon
1978-79



Denny Trease
1980-92



John Wathan
1996-97



Al Wisk
1980-82

ROYALS

REVIEW

HISTORY

RECORDS

OPPONENTS

SCOUTING/PLAYER DEV.

MEDIA & MISC.



ROYALS RADIO NETWORK

The Royals Radio Network, one of the largest in Major League Baseball, will broadcast all of the Kansas City Royals regular season games in 2009. The network will also broadcast a 20-game Spring Training schedule. All games will be heard on the Royals Kansas City affiliate, 610 Sports-KCSP. 610 Sports' sister station, 980 News Radio KMBZ will broadcast all Sunday regular season games. The Royals and 610 Sports entered into a new five-year agreement prior to the 2008 season.

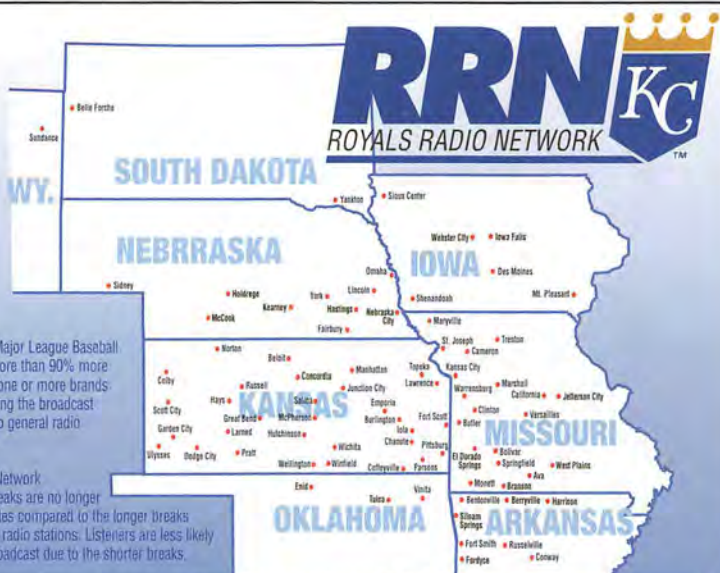
The Royals Radio Network is made up of **96 affiliates** throughout the Midwest in eight states. Royals Hall of Famer and 2007 Ford C. Frick Award winner Denny Matthews and Bob Davis will be behind the microphone for their 41st and 13th seasons, respectively. Davis is in his second season in the radio booth after spending his first 11 seasons primarily on Royals television. Steve Stewart joins Denny and Bob in the booth for his second season with the club.

ROYALS RADIO NETWORK

- ▶ Denny Matthews, Announcer
- ▶ Bob Davis, Announcer
- ▶ Steve Stewart, Announcer
- ▶ Don Free, Manager-Operations
- ▶ Tina Short, Client Services
- ▶ Bob Stiegler, Senior Account Executive
- ▶ Tony Wrisinger, Play-by-Play Sales Specialist

Listeners of Major League Baseball on radio are more than 90% more likely to recall one or more brands advertised during the broadcast as compared to general radio programming.

Royals Radio Network commercial breaks are no longer than two minutes compared to the longer breaks on local music radio stations. Listeners are less likely to leave the broadcast due to the shorter breaks.



Royals Radio Network Affiliates

Arkansas	Dodge City.....KGNO-AM 1370	Wichita.....KFH-AM 1240	Trenton.....KTTN-AM 1600
Berryville.....KTHS-FM 97.9	Emporia.....KVOE-AM 1400	Winfield.....KWME-FM 93.5	Versailles.....KTKS-FM 95.1
Conway.....KTHS-AM 1480	Fort Scott.....KMDO-AM 1600	Missouri	Warrensburg.....KOKO-AM 1450
Fordyce.....KBSR-FM 92.7	Garden City.....KIUL-AM 1240	Ava.....KKOZ-AM 1430	West Plains.....KWPM-AM 1450
Fl. Smith.....KHGG-FM 103.1	Great Bend.....KNNS-AM 1510	Bolivar.....KYOO-AM 1200	Nebraska
Fordyce.....KBJT-AM 1590	Larned.....KSOB-FM 96.7	Branson.....KOMC-AM 1220	Fairbury.....KGMT-AM 1310
Harrison.....KHGG-AM 1580	Hays.....KAYS-AM 1400	Butler.....KIOM-AM 1370	Hastings.....KICS-AM 1230
Harrison.....KHOZ-AM 900	Hutchinson.....KWBW-AM 1450	California.....KMOE-FM 92.1	Holdrege.....KMTY-FM 97.9
Russellville.....KARV-FM 101.3	Iola.....KIDL-AM 1370	Cameroon.....KRWK-FM 100.1	Kearney.....KXPN-AM 1460
Siloam Springs.....KUOA-AM 105.3	Junction City.....KJCK-AM 1420	El Dorado Springs.....KDKO-FM 95.3	Lincoln.....KLMS-AM 1480
Siloam Springs.....KUOA-AM 1290	Lawrence.....KLWN-AM 1320	Clintonia.....KESM-AM 1580	McCook.....KXCF-FM 96.1
Iowa	Manhattan.....KMAN-AM 1350	El Dorado Springs.....KESM-FM 105.5	Nebraska City.....KNCY-AM 1600
Des Moines.....KXNO-AM 1460	McPherson.....KINGL-AM 1540	Jefferson City.....KLIK-AM 1240	Omaha.....KNXP-AM 590
Iowa Falls.....KIFG-FM 95.3	Norton.....KBBE-FM 96.7	Kansas City.....KCSF-AM 610	York.....KAWL-AM 1370
MT. Pleasant.....KILJ-AM 1130	Parsons.....KQNK-AM 1530	Marshall.....KMBZ-AM 980	Oklahoma
Shenandoah.....KMA-AM 960	Pittsburg.....KQNK-FM 106.7	Marshall.....KMMO-FM 100.1	Enid.....KFXY-AM 1640
Sioux Center (Rock Valley).....KIHK-FM 106.9	Russellville.....KQNK-AM 1530	Marshall.....KMMO-FM 102.9	Tulsa.....KYAL-FM 97.1
Webster City.....KQWC-AM 1570	Salina.....KQWC-FM 95.7	Maryville.....KMMO-FM 102.9	Yvonne.....KYAL-AM 1550
Kansas	Webster City.....KQWC-FM 95.7	Marshall.....KRSI-AM 990	Yvonne.....KBIX-AM 1490
Belle Fourche.....KXSV-AM 1190	Concordia.....KRSI-FM 95.9	Marshall.....KRSI-AM 990	Vinilla.....KGND-AM 1470
Burlington.....KSNP-FM 97.7	Emporia.....KRSI-AM 990	Marshall.....KRSI-AM 990	South Dakota
Chanute.....KSNP-FM 97.7	Emporia.....KRSI-AM 990	Marshall.....KRSI-AM 990	Belle Fourche.....KBFS-AM 1450
Chanute.....KSNP-FM 97.7	Emporia.....KRSI-AM 990	Marshall.....KRSI-AM 990	Yankton.....KQNT-AM 1450
Coffeyville.....KGSF-AM 690	Emporia.....KRSI-AM 990	Marshall.....KRSI-AM 990	Wyoming
Cody.....KXOX-AM 790	Emporia.....KRSI-AM 990	Marshall.....KRSI-AM 990	Sundance.....KYDT-FM 103.1
Concordia.....KNCK-AM 1390	Emporia.....KRSI-AM 990	Marshall.....KRSI-AM 990	

Largest Network in the American League...over 90 affiliates in 8 states.

ROYALS BROADCAST TEAM - RADIO



Denny Matthews, Announcer

Denny Matthews, the 2007 Ford C. Frick Award winner, was honored during the Hall of Fame Induction Ceremonies in Cooperstown on July 29, 2007. He became a member of the Royals Hall of Fame in August of 2004 and will celebrate his 41st season behind the microphone for the club in 2009. The "Voice of the Royals" has broadcast exclusively for the same team, without interruption, in five different decades. Denny is a 2005 Missouri Sports Hall of Fame selection.

Matthews is just one of six announcers in the history of MLB to spend an entire career with just one team and log at least 35 consecutive seasons behind the microphone. He joins Vin Scully (Brooklyn/Los Angeles, 59), Bob Prince (Pittsburgh, 48), Jack Buck (St. Louis, 47), Jaime Jarrin (Los Angeles, 47) and Joe Nuxhall (Cincinnati, 39) as the only broadcasters

to accomplish the feat.

Matthews has seen more Royals games than anyone else during his 40 years with Kansas City. He was chosen from more than 300 applicants for the No. 2 announcer position alongside Bud Blattner prior to the Royals initial season in 1969, before taking over the No. 1 job following the 1975 season. He teamed with Fred White on the Royals Radio Network from 1974-1998 before Ryan Lefebvre joined him in the booth in 1999 through 2007. Bob Davis served as Denny's new partner in 2008 and will do so again in 2009.

The veteran broadcaster has also lent his play-by-play skills to the CBS Radio Network during portions of the regular season and during the 1982 and 1985 World Series. He also worked with Hall of Famer Ernie Harwell, calling the CBS broadcast of the 1982 ALCS between the Angels and Brewers.

Matthews is active in the Kansas City community and dedicates his time and resources to several area charities, including the SAFE program, a charity that provides families of fallen policemen, firemen and emergency workers, as well as Operation Lifesaver, a railroad crossing safety and awareness program. He is also the author the 2004 book, "Tales from the Royals Dugout" and co-author of the 1999 book "Play by Play - 25 Years of Royals on Radio."

Matthews graduated from Central Catholic High School in Bloomington, Ill., and was inducted into the school's Hall of Fame in August, 2001. He is a 1966 graduate of Illinois Wesleyan where he lettered in football and baseball for 3 years and finished 8th in the nation (NAIA) in pass receiving in 1965.

Prior to joining the Royals, Matthews worked for WMBD-TV and radio and KMOX-TV. His brother, Mike, is the radio analyst for Illinois State University basketball.

Matthews, an avid collector of sports publications, enjoys playing golf and hockey. He resides in Leawood, Kan.

FORD C. FRICK AWARD RECIPIENTS

1978	Mel Allen	1994	Bob Murphy
	Red Barber	1995	Bob Wolff
1979	Bob Elson	1996	Herb Carneal
1980	Russ Hodges	1997	Jimmy Dudley
1981	Ernie Harwell	1998	Jaime Jarrin
1982	Vin Scully	1999	Arch McDonald
1983	Jack Brickhouse	2000	Marty Brennaman
1984	Curt Gowdy	2001	Felo Ramirez
1985	Buck Canel	2002	Harry Kalas
1986	Bob Prince	2003	Bob Uecker
1987	Jack Buck	2004	Lon Simmons
1988	Lindsey Nelson	2005	Jerry Coleman
1989	Harry Caray	2006	Gene Elston
1990	By Saam	2007	Denny Matthews
1991	Joe Garagiola	2008	Dave Niehaus
1992	Milo Hamilton	2009	Tony Kubek
1993	Chuck Thompson		



Hall of Fame broadcaster Denny Matthews signs autographs at the Royals FanFest.

ROYALS

REVIEW

HISTORY

RECORDS

OPPONENTS

SCOUTING/PLAYER DEV.

MEDIA & MISC.



ROYALS BROADCAST TEAM-RADIO (CONT.)



Bob Davis, Announcer

Bob Davis, a 12-time winner of the Kansas Sportscaster of the Year award most recently in 2008, enters his 13th season with the Royals and his second as a voice on the Royals Radio Network. In addition to his work with the Royals, Davis has been the voice of the Kansas Jayhawks for the past 25 years, calling two NCCA basketball championships and several bowl wins. Davis was inducted into the Kansas Association of Broadcasters Hall of Fame in 2006.

Prior to his stint with the Jayhawks, Davis spent 16 years announcing Fort Hays State University games, earning a spot in the school's Athletic Hall of Fame. He has also been the radio voice for the NCAA Women's Final Four Basketball Championships.

A native of Topeka, Davis graduated from Topeka West High School and Washburn University. He resides in Lawrence, Kan., with his wife, Linda. The couple has one son, Steven, who will serve his second season as the play-by-play voice of the Royals Double-A affiliate in Northwest Arkansas in 2009.



Steve Stewart, Announcer

Royals Radio pre-game host and play-by-play broadcaster Steve Stewart is in his second season with the Royals, his 10th in the Major Leagues and his 18th in baseball. Besides his radio work, Steve is also the host of "Royals Insider," a weekly television magazine program seen on Fox Sports Kansas City and KC's Metro Sports.

Stewart spent the previous four years as a Cincinnati Reds broadcaster, from 2004 through 2006, on WLW radio and in 2007 on TV as a pre-game host and fill-in play-by-play announcer for Fox Sports Ohio.

From 2000-2003, he filled in on Baltimore Orioles broadcasts on WBAL, where he was a sports anchor on both WBAL radio and TV. In 2002 he called several St. Louis Cardinals games on KMOX. Stewart previously broadcast in the minor leagues for the Calgary Cannons and Richmond Braves, as well as at the collegiate level calling University of South Carolina baseball.

A St. Louis native, Stewart began his broadcasting career as a student at Southern Methodist University, where he broadcast football and basketball. Stewart has broadcast college basketball games for several schools, including the University of Richmond, as well as South Carolina, Maryland, Cincinnati (football and basketball) and Xavier. He spent seven years in TV news and sports. Stewart has a 10-year old son, John, and resides in Overland Park, Kan.

ROYALS BROADCAST TEAM - TELEVISION



Ryan Lefebvre, Announcer

Ryan Lefebvre begins his 11th season as a Royals broadcaster and his 15th season in the Majors. Lefebvre will spend his second full-time season in the television booth in 2009, joining Paul Splittorff on Fox Sports Kansas City. Before joining the Royals for the 1999 season, he spent four seasons as a broadcaster for the Minnesota Twins. He was hired by Minnesota at the age of 24, one year after graduating from college. He worked both television and radio for the Twins and broadcast University of Minnesota football, hockey and volleyball.

The Los Angeles native graduated from Loyola High School in 1989 and began his broadcasting career as a freshman at the University of Minnesota at KUOM radio. He graduated from the University of Minnesota in 1994 where he was a 3-time All-Big Ten selection in baseball and established school records for hits, triples and at-bats. He was drafted in the 27th round of the 1993 June Free Agent Draft by the Cleveland Indians and played one season in the New York-Penn League.

Lefebvre is the son of former big league player and manager and current Padres hitting coach Jim Lefebvre. Actively involved in a number of Kansas City community activities, he is the founder of Gloves For Kids and the Footprints Foundation, which raises money for youth programs in Kansas and Missouri. He was also named the 2006 Boys & Girls Club of Greater Kansas City Role Model of the Year. He and his wife, Sarah, reside in Lake Winnebago, Mo.



Paul Splittorff, Announcer

Paul Splittorff returns to the television booth for his 22nd season as the analyst on Fox Sports Kansas City. The Royals Hall of Famer and all-time winningest pitcher in club history has worked in broadcasting since retiring in 1984.

He joined the Royals organization in 1968 and compiled a 166-143 record with a 3.81 ERA in 429 games during his 15-year playing career. In addition to recording the most wins in Royals history, the left-hander also owns the club record for starts (392) and innings pitched (2,554.2). He became Kansas City's first 20-game winner in 1973 and was inducted into the Royals Hall of Fame in 1987.

In addition to his Royals broadcasts, Splittorff serves as a basketball analyst for the Big 12 Conference. His baseball and basketball broadcasting work are the result of his two-sport (baseball and basketball) college days at Morningside College in Iowa. Splittorff and his wife, Lynn, have a daughter, Jennifer and son, Jamie.



Frank White, Announcer

Royals Hall of Famer Frank White will spend his second season in the booth as a Royals television analyst. White will also continue his role as a senior advisor for the Royals, taking part in numerous community and marketing endeavors.

White spent three seasons as manager of the Wichita (AA) Wranglers from 2004-2006. He spent 2002-03 in the Royals front office as Special Assistant to the GM and managed Peoria in the Arizona Fall League in 2003. White began his coaching career in the Red Sox organization as manager of the Gulf Coast Rookie team in 1992 and then spent 3 seasons (1994-96) as the Red Sox first base coach before rejoining the Royals. He served as the club's Community Outreach Representative until he took over as first base coach during the 1997 campaign, a

position he held through the 2001 season.

White was one of the most decorated second basemen in baseball history during his 18-year playing career with the Royals. He won eight Gold Gloves and was a five-time All-Star and two-time Royals Player of the Year. The Royals played in seven postseasons during his career, including two World Series. White was named ALCS MVP in 1980, helping lead Kansas City to its first-ever World Series appearance. His number 20 was retired by the Royals as he was inducted into the Royals Hall of Fame in 1995. A statue was erected in his honor in 2004.

The Kansas City native graduated from Lincoln High and was the first graduate of the experimental Royals Academy to be invited to big league Spring Training with the Royals in 1973. He resides in Lee's Summit, Mo., with his wife, Teresa. The couple has four children: Frank III, Adrienne, Terrance and Courtney, and 4 stepsons, Michael, Darryl, Jordan and Joseph.



Joel Goldberg, Announcer

Joel Goldberg will be in his second season as the host of the Royals Live pre-game and postgame shows and serves as a reporter throughout FSKC's Royals coverage.

Goldberg came to Kansas City and FSKC's Royals broadcast team after three years covering the St. Louis Cardinals, Blues, Rams and other sports for FSN Midwest in St. Louis. He came to FSN Midwest in January, 2005, after more than six years as a reporter and anchor at KTVI, the FOX broadcasting affiliate in St. Louis. He won a mid-America Emmy for sports reporting in 2001. Goldberg also worked as a reporter for the NBC affiliates in Rhinelander, Wisc. and Madison, Wisc., from 1994-1999.

Goldberg, who was born in Philadelphia before moving to the Chicago area prior to high school, is a graduate of the University of Wisconsin. His wife, Susan, is a native of Overland Park, Kan. The Goldbergs have a son, Mason, and daughter, Elliana.



Don Free, Manager-Radio Network Operations

Don Free begins his 23rd year as the producer/engineer of the Royals radio broadcasts, his fifth season as Manager-Radio Network Operations. Free worked for Stauffer-Morris for 31 years, spending the first 18 years at WIBW-TV in Topeka, before working for the radio network. He then worked for Entercom for six years, including work in the offseason as an engineer at KMBZ. Free also does freelance engineer work on area college football and basketball games.

Free resides in Topeka, Kan., with his wife, Sandy. He has two daughters, Kristin and Jennifer, two grandsons, Zane Jaxson, and two granddaughters, Taylor and Jordan.



Royals Producer/Engineer Don Free has been running the operation of the Royals Radio Network since 1987.



SPRING TRAINING HOME

The Royals 41st Spring Training season in club history will be their seventh at the club's facility in Surprise, Ariz.

The Royals and Texas Rangers share a \$48 million, 10,500-seat multi-purpose Recreation and Major League Spring Training Campus on land owned by the City of Surprise. In addition, the city is using the facilities for adult and youth recreation programs, community events and programs, special events and meeting facilities.

The stadium and amphitheater complex and baseball practice fields are incorporated into a master-planned municipal center, including administrative offices, recreation/aquatic center, 23,000-square-foot library, and 35-40 acre passive park.

Surprise is approximately 35 minutes northwest of Phoenix, past Sun City West off Highway 60. The complex is located on 125 acres in the vicinity of Bullard Avenue and Greenway Road.

HOK, an internationally renowned Kansas City architectural firm devoted to creating exceptional sports facilities, was designated to design the facility.

Groundbreaking took place with Hall of Famers George Brett and Nolan Ryan in attendance on May 21, 2001. The facility was dedicated during a special ceremony and community celebration attended by members of the Royals and Rangers on Dec. 7, 2002. The 2 teams played the 1st game at the complex on Feb. 27, 2003, with the Royals coming away with a 6-3 win.

The Royals, who won the 2003 Cactus League title, will compete in a 36-game spring schedule, the largest in history. The Royals will play 17 home games at Surprise Stadium and will also face the Rangers as the visiting team in three additional games at the facility, including a special charity game on Feb. 25.

Royals Spring Training Sites

Ft. Myers, Fla.	1969-1987
Baseball City, Fla.	1988-2002
Surprise, Ariz.	2003-present



Surprise Stadium - Spring Home of the Royals

ROYALS RENAME PRACTICE FIELDS AND OBSERVATION TOWER

On Feb. 20, 2008, the Royals dedicated practice fields 1, 2 and 7 at their Surprise, Ariz. Spring Training Complex in honor of Royals Hall of Famers George Brett, Frank White and Dick Howser. In addition, the Royals dedicated the observation tower in honor of 2008 Royals Hall of Fame inductee Art Stewart.

Attending the ceremony was (pictured below, L-R) Brett, Royals GM Dayton Moore, White and former player and manager John Wathan.



SPRING TRAINING INFORMATION



The 2009 Spring Training season marks the Royals 7th season at their complex in Surprise, Ariz. Kansas City finished its 6th season in the Cactus League in 6th place with a 16-14 record. They are a combined 94-80-7 in their six seasons in Surprise.

The 2003 spring season marked the first time in club history that the Royals held Spring Training camp outside of the state of Florida. The Royals held their spring camp in Ft. Myers, Fla., from 1969-87 before moving to Baseball City, Fla., for 15 years beginning with the 1988 season. With the addition of the Dodgers and Indians, the Royals are currently members of the 14-team Cactus League, which includes 7 American League teams and 7 National League teams.

The club's 36-game Spring Training schedule, which opens with the Royals and Rangers facing off in a charity game on Feb. 25, includes 17 home games at Surprise Stadium.

Pitchers and catchers reported to Surprise on Feb. 13. Workouts for pitchers began the following day, Feb. 14. The remainder of the club reported on Feb. 17 and began

workouts for the 2009 campaign on Feb. 18.

The Royals seven U.S.-based Minor League affiliates will generally utilize the practice facilities beginning in early March through early April for workouts and games. The daily Minor League on-field schedule runs approximately from 10 a.m. to 3 p.m. for workouts.



The Royals and Rangers share a \$48 million multi-purpose recreation/sports complex in Surprise, Ariz.

All-Time Spring Exhibition Attendance

Year	Home	Road	Other Sites	Total
1969	18,610	6,550	17,591	42,751
1970	22,901	13,325	-	36,226
1971	26,234	14,607	12,995	53,836
1972	24,729	18,598	-	43,327
1973	24,955	25,068	-	50,023
1974	25,244	15,284	4,327	44,855
1975	31,578	18,799	-	50,377
1976	16,524	6,996	-	23,520
1977	33,802	26,687	-	60,489
1978	40,742	23,519	-	64,261
1979	40,425	28,087	-	68,512
1980	39,017	27,419	-	66,436
1981	45,992	26,291	16,640	88,923
1982	50,938	27,463	-	78,401
1983	42,321	36,853	-	79,174
1984	59,190	30,709	7,390	97,289
1985	63,924	36,639	7,370	107,933
1986	65,354	38,397	19,016	122,767
1987	55,489	40,349	10,021	105,859
1988	89,999	58,354	5,137	153,490
1989	85,163	64,802	7,486	157,451
1990	20,535	26,548	-	47,083
1991	70,977	70,663	9,364	151,004
1992	87,058	67,762	-	154,820
1993	70,050	80,277	18,940	169,267
1994	67,070	81,474	-	148,544
1995	10,925	13,607	-	24,532
1996	44,768	62,281	-	107,049
1997	52,941	53,490	53,726	160,157
1998	40,145	62,469	-	102,614
1999	47,153	62,477	-	109,630
2000	40,283	80,470	-	120,753
2001	42,057	58,884	-	100,941
2002	44,854	61,860	-	106,714
2003	58,831	68,369	25,123	152,323
2004	77,787	93,830	51,595	223,212
2005	79,690	91,587	66,420	237,697
2006	70,412	74,102	61,774	206,288
2007	78,747	75,871	57,771	212,389
2008	83,118	95,818	41,908	220,844
Totals	1,990,532	1,866,635	494,594	4,351,761

ROYALS

REVIEW

HISTORY

RECORDS

OPPONENTS

SCOUTING/PLAYER DEV.

MEDIA & MISC



2008 SPRING TRAINING RESULTS

Date	Opponent	Site	Result	Attend.	Record
Feb. 27	at Texas	Surprise	L, 1-6	5,460	0-1
Feb. 29	at San Diego	Peoria	W, 13-9	2,587	1-1
March 1	TEXAS	SURPRISE	L, 7-15	4,911	1-2
March 2	at Texas	Surprise	L, 7-8	5,296	1-3
March 3	CHICAGO WHITE SOX	SURPRISE	W, 7-6	3,353	2-3
March 4	at Colorado	Tucson	W, 11-5	2,729	3-3
March 5	at San Francisco	Scottsdale	W, 3-1	5,948	4-3
March 6	ARIZONA	SURPRISE	W, 4-3	5,539	5-3
March 7	COLORADO	SURPRISE	L, 7-10	4,768	5-4
March 8	at Milwaukee	Maryvale	L, 2-8	5,419	5-5
March 9	CHICAGO CUBS	SURPRISE	L, 1-13	10,611	5-6
March 10	SAN FRANCISCO	SURPRISE	W, 15-6	4,841	6-6
March 11	at Arizona	Tucson	W, 8-7	3,971	7-6
March 12	at Los Angeles Angels	Tempe	W, 6-3	4,976	8-6
March 13	LOS ANGELES ANGELS	SURPRISE	W, 6-5	5,441	9-6
March 14	TEXAS	SURPRISE	L, 8-10	5,025	9-7
March 15	at Milwaukee	Maryvale	L, 3-8	6,890	9-8
March 16	SAN FRANCISCO	SURPRISE	W, 13-3	5,504	10-8
March 17	at Oakland	Phoenix	L, 2-6	7,891	10-9
March 18	at Chicago Cubs	Mesa	L, 5-6	12,772	10-10
March 20	MILWAUKEE	SURPRISE	W, 11-3	6,291	11-10
March 21	at Seattle	Peoria	W, 8-3	11,864	12-10
March 22	SAN DIEGO	SURPRISE	L, 2-3	8,985	12-11
March 23	at Chicago White Sox	Tucson	W, 6-5	5,490	13-11
March 24	LOS ANGELES DODGERS	SURPRISE	W, 10-9	10,131	14-11
March 25	at San Diego	Peoria	W, 8-4	7,289	15-11
March 26	SEATTLE	SURPRISE	L, 5-8	7,718	15-12
March 27	at Texas	Surprise	L, 5-8	7,236	15-13
March 28	at Milwaukee	Milwaukee	W, 4-1	15,363	16-13
March 29	at Milwaukee	Milwaukee	L, 2-5	26,545	16-14

All-Time Spring Training Results - 1969 - 2008

Year	Home	Road	Other Sites	Total	Pct.	vs. A.L.	vs. N.L.
1969	6-6	4-7	0-2	10-15	.400	7-4	3-11
1970	4-7	3-9	—	7-16	.304	4-5	3-11
1971	4-7	4-9	2-0	10-16	.385	5-6	5-10
1972	5-5	3-6	—	8-11	.421	5-5	3-6
1973	7-4	5-9	—	12-13	.480	6-6	6-7
1974	10-0	3-8	0-1	13-9	.591	10-5	3-4
1975	9-3	4-8	—	13-11	.522	11-5	2-6
1976	6-2	2-3	—	8-5	.615	6-4	2-1
1977	7-6	10-3	—	17-9	.654	11-7	6-2
1978	9-4	3-8	—	12-12	.500	6-9	6-3
1979	7-5	4-8	—	11-13	.458	8-10	3-3
1980	6-6	8-2	—	14-8	.636	7-6	7-2
1981	7-5	4-6	2-0	13-11	.542	10-5	3-6
1982	8-4	2-7-2	—	10-11-2	.476	5-6-1	5-5-1
1983	5-6	5-9	—	10-15	.400	2-10	8-5
1984	7-5-1	6-5-1	1-0	14-10-2	.583	5-6	9-4-2
1985	4-10	8-5	—	12-15	.444	4-9	8-6
1986	6-6-1	5-6	0-2	11-14-1	.440	9-7-1	2-7
1987	6-7	6-5	0-1	12-13	.480	8-6	4-7
1988	10-6	7-7	—	17-13	.567	11-5	6-8
1989	8-6	8-5-2	—	16-11-2	.593	10-4-1	6-7-1
1990	3-3	4-3-1	—	7-6-1	.536	6-5-1	1-1
1991	8-5-1	6-8	—	14-13-1	.518	6-6	8-7-1
1992	6-11	6-7-1	—	12-18-1	.400	6-8	6-10-1
1993	6-8	4-10	2-0	12-18	.400	5-6	7-12
1994	11-3-1	5-11	—	16-14-1	.533	4-6	12-8-1
1995	2-3-1	4-2	—	6-5-1	.545	1-3	5-2-1
1996	6-9	9-5	1-0-1	16-14-1	.532	8-5	8-9-1
1997	7-10	6-7-1	1-1	14-18-1	.439	6-8-1	8-10
1998	8-7-1	6-8	—	14-15-1	.483	5-9-1	9-6
1999	13-4	9-5	—	22-9	.710	10-4	12-5
2000	10-5	8-11	—	18-16	.529	11-8	7-8
2001	10-4	6-7-1	—	16-11-1	.593	8-4	8-7-1
2002	7-6-1	6-9	—	13-15-1	.483	8-6	5-9-1
2003	8-5	10-3	1-2	19-10	.655	11-4	8-6
2004	7-7-1	8-6-1	2-0	17-13-2	.567	6-8-1	11-5-1
2005	7-7-1	5-8-2	2-0	14-15-3	.483	8-7-2	6-8-1
2006	8-6	8-3-2	1-1	17-10-2	.654	8-5-2	9-5
2007	7-7	4-9	0-2	11-18	.379	6-9	5-9
2008	7-6	8-7	1-1	16-14	.533	5-7	11-7
Totals	282-227-9	226-264-14	16-13-1	524-503-24	.510	278-248-11	246-255-13

2008 SPRING TRAINING STATS



Batting

PLAYER	AVG	G	AB	R	H	2B	3B	HR	RBI	SH	SF	HP	BB	SO	SB	CS	GDP	E
Aviles	.419	18	31	7	13	2	1	0	6	0	0	0	4	2	1	1	0	1
Berrou	.212	22	33	4	7	1	0	0	1	0	0	1	3	5	1	0	0	3
Buchanan	1.000	1	1	0	1	0	0	0	0	0	0	0	0	0	0	0	0	0
Buck	.283	17	46	8	13	4	1	1	7	0	1	0	5	17	0	0	1	2
Butler	.365	27	74	12	27	6	1	4	13	0	0	0	9	10	0	0	2	1
Callaspo	.349	27	63	8	22	7	1	1	12	0	0	0	5	3	1	0	2	1
Costa	.235	10	17	2	4	0	0	0	1	0	1	0	2	1	0	1	0	0
DeJesus	.327	18	52	15	17	4	2	1	7	0	0	1	9	5	1	0	3	0
Donachie	.500	2	2	1	1	1	0	0	0	0	0	0	1	0	0	0	0	0
Espino	.000	2	2	0	0	0	0	0	0	0	0	0	1	0	0	0	0	0
Gathright	.349	25	63	18	22	1	1	0	9	0	0	0	4	5	12	0	0	0
German	.222	23	54	8	12	2	2	0	11	0	1	0	5	8	2	0	4	2
Gload	.242	20	62	7	15	2	1	2	10	0	0	0	0	5	0	1	3	1
Gordon	.310	22	58	8	18	3	1	1	9	0	0	0	12	10	1	2	0	0
Gruzdzianek	.160	9	25	6	4	0	0	1	1	0	0	1	2	2	0	0	1	3
Guillen	.185	11	27	3	5	0	0	1	5	0	0	0	1	5	1	1	1	0
Hollins	.340	23	50	8	17	4	0	2	17	1	2	0	2	6	3	0	0	0
Huber	.346	15	26	6	9	5	1	0	7	0	1	0	3	4	1	0	1	1
Huckaby	.200	11	10	2	2	1	0	0	1	0	0	0	2	0	0	0	1	0
Lisson	.400	9	15	3	6	2	0	1	4	0	0	0	2	5	0	0	1	0
Lubanski	.182	6	11	1	2	0	1	0	1	0	0	0	3	0	0	0	0	0
Maddox	.000	1	1	0	0	0	0	0	0	0	0	0	0	0	0	0	0	0
Maier	.176	27	51	11	9	2	0	0	2	0	0	0	6	7	2	0	0	0
Matranga	-	1	0	0	0	0	0	0	0	0	0	1	0	0	0	0	0	0
Olivo	.364	13	33	5	12	5	0	2	8	0	1	2	2	6	2	2	1	2
Pena	.254	23	59	6	15	2	0	0	8	0	0	2	3	6	1	1	2	4
Sanchez	.000	1	1	0	0	0	0	0	0	0	0	0	0	1	0	0	0	0
Shealy	.280	20	50	11	14	2	1	4	10	0	0	0	5	4	2	0	2	1
Smith	.348	24	46	11	16	6	2	2	9	0	2	0	2	9	2	1	0	4
Stodolka	.333	6	9	1	3	1	0	0	2	0	0	0	0	0	0	0	0	0
Teahen	.271	24	70	14	19	8	0	3	12	0	0	0	10	15	2	0	1	1
Tupman	.261	16	23	4	6	1	0	0	2	1	1	0	5	3	0	0	1	0
Royals	.289	30	1076	190	311	72	16	26	175	4	10	9	101	155	35	10	27	30
Opponents	.298	30	1080	187	322	90	18	33	179	3	7	11	100	213	19	9	21	41

Pitching

PITCHER	W	L	ERA	G	GS	CG	SHO	SV	IP	H	R	ER	HR	HB	BB	SO	WP	BK	AVG
Bale	0	1	4.91	4	4	0	0	0	14.2	13	8	8	2	1	2	11	0	0	.228
Bannister	1	2	5.56	5	5	0	0	0	22.2	33	15	14	3	3	2	14	2	0	.344
Braun	0	0	4.50	2	0	0	0	1	2.0	2	1	1	0	0	3	2	0	0	.250
Davies	1	0	4.00	3	0	0	0	0	9.0	10	5	4	2	1	2	5	0	0	.286
De La Rosa	0	0	8.03	4	2	0	0	0	12.1	18	13	11	3	1	8	10	0	0	.340
Duckworth	0	0	8.10	5	0	0	0	0	6.2	8	6	6	0	0	5	7	1	0	.296
Giron	0	0	0.00	6	0	0	0	1	3.1	0	0	0	0	0	0	1	0	0	.000
Gobble	0	1	4.32	10	0	0	0	0	8.1	10	7	4	1	0	9	10	1	0	.286
Greinke	1	1	4.50	6	6	0	0	0	26.0	25	13	13	4	1	6	20	2	0	.250
Hendrickson	0	0	0.00	1	0	0	0	0	0.1	1	0	0	0	0	2	0	0	0	.500
Itochevar	0	0	2.25	3	1	0	0	0	8.0	7	2	2	0	0	1	3	1	0	.226
Hughes	0	0	9.00	1	0	0	0	0	1.0	1	1	1	1	0	2	1	0	0	.250
Lawrence	0	1	6.43	3	0	0	0	0	7.0	8	5	5	0	1	4	7	2	0	.286
Lumsden	0	0	0.00	2	0	0	0	0	2.0	1	1	0	0	0	2	1	0	0	.143
Mahay	1	0	6.00	10	0	0	0	0	9.0	11	7	6	1	0	6	8	1	0	.306
Maroth	2	1	9.00	4	1	0	0	0	8.0	9	8	8	3	0	7	5	0	0	.290
Meche	3	2	3.74	5	5	0	0	0	21.2	23	10	9	1	0	4	14	2	0	.267
Musser	0	0	1.80	5	0	0	0	2	5.0	3	1	1	0	2	3	2	0	0	.176
Nomo	1	0	4.30	7	1	0	0	0	15.0	19	9	8	1	2	3	17	0	0	.297
Nunez	0	0	4.91	7	0	0	0	1	11.0	12	6	6	2	0	2	9	1	0	.279
Peralta	0	2	9.64	11	0	0	0	2	9.1	10	10	10	2	1	7	9	1	0	.270
Peterson	0	0	18.00	1	0	0	0	0	1.0	2	2	2	1	0	0	0	0	0	.400
Pimentel	0	0	18.00	3	0	0	0	0	3.0	6	7	6	1	0	2	2	0	0	.375
Ramirez	0	0	6.75	2	0	0	0	0	1.1	1	2	1	0	0	2	1	0	0	.167
Rosa	0	0	9.00	4	0	0	0	0	5.0	10	5	5	1	0	3	6	1	0	.435
Salmon	0	0	3.38	3	0	0	0	0	2.2	3	1	1	0	0	1	4	0	0	.273
Soria	1	1	5.11	10	0	0	0	0	12.1	15	7	7	1	0	2	14	2	0	.294
Tomko	2	1	7.23	5	5	0	0	0	18.2	31	21	15	2	0	4	13	1	0	.360
Tsao	2	0	9.00	6	0	0	0	0	5.0	7	5	5	1	0	2	5	0	0	.333
Wright	0	0	0.00	2	0	0	0	1	0.2	1	0	0	0	0	0	0	0	0	.333
Yabuta	0	1	6.94	12	0	0	0	0	11.2	22	9	9	0	0	4	13	1	0	.415
Royals	16	14	5.73	30	30	0	0	8	263.2	322	187	168	33	11	100	213	20	0	.298
Opponents	14	16	5.54	30	30	0	0	6	264.2	311	190	163	26	9	101	155	22	1	.289

ROYALS

REVIEW

HISTORY

RECORDS

OPPONENTS

SCOUTING/PLAYER DEV.

MEDIA & MISC.



2009 SPRING TRAINING SCHEDULE

Date	Day	Opponent	Site	Time (CT)
*#Feb. 25	Wednesday	at Texas	Surprise	2:05
*Feb. 26	Thursday	TEXAS	SURPRISE	2:05
*Feb. 27	Friday	at San Francisco	Scottsdale	2:05
*Feb. 28	Saturday	SAN DIEGO	SURPRISE	2:05
March 1	Sunday	at Los Angeles Angels	Tempe	2:05
*March 2	Monday	SAN FRANCISCO	SURPRISE	2:05
*March 3	Tuesday	CLEVELAND	SURPRISE	2:05
*March 4	Wednesday	at Texas	Surprise	2:05
*March 6	Friday	TEXAS	SURPRISE	2:05
March 7	Saturday	at Cleveland	Goodyear	2:05
March 8	Sunday	MILWAUKEE	SURPRISE	3:05
*March 9	Monday	at Chicago Cubs	Mesa	3:05
*March 11	Wednesday	SEATTLE	SURPRISE	3:05
March 12	Thursday	CHICAGO WHITE SOX	SURPRISE	3:05
March 13	Friday	at Milwaukee (ss)	Maryvale	3:05
		TEXAS (ss)	SURPRISE	3:05
March 14	Saturday	ARIZONA	SURPRISE	3:05
March 15	Sunday	at San Francisco	Scottsdale	3:05
*March 16	Monday	at Chicago White Sox	Tucson	3:05
March 17	Tuesday	at Colorado Rockies	Tucson	3:05
^{TV} March 18	Wednesday	SEATTLE	SURPRISE	8:05
^{TV} March 20	Friday	LOS ANGELES DODGERS	SURPRISE	8:05
March 21	Saturday	at Arizona	Tucson	3:05
March 22	Sunday	LOS ANGELES ANGELS	SURPRISE	3:05
*March 23	Monday	at San Diego	Peoria	3:05
*March 24	Tuesday	OAKLAND	SURPRISE	8:05
March 26	Thursday	at Seattle	Peoria	3:05
March 27	Friday	at Los Angeles Dodgers	Glendale	3:05
March 28	Saturday	TEXAS	SURPRISE	3:05
March 29	Sunday	at Seattle	Peoria	3:05
*March 30	Monday	CHICAGO CUBS	SURPRISE	3:05
*March 31	Tuesday	at Oakland	Phoenix	3:05
*April 1	Wednesday	COLORADO	SURPRISE	3:05
*April 2	Thursday	at Texas	Surprise	2:05
*April 3	Friday	at Texas	Frisco	7:05
*April 4	Saturday	at Texas	Arlington	1:05

NOTE: March 5, 10, 19 and 25 are off days
Denotes Charity Game

* Game broadcast on KCSP-610 AM in Kansas City
TV Broadcast on Fox Sports Kansas City

Spring Training Quick Facts



Team Hotel:

The Wigwam Golf Resort & Spa
300 Wigwam Blvd.
Litchfield Park, AZ 85340
Ph: 623-935-3811
Fax: 623-935-3737

Royals Offices:

Surprise Stadium
15946 N. Bullard Ave
Surprise, AZ 85374
Ph: 623-266-8000; Fax: 623-266-8012

Royals Ticket Office:

800-326-4000 or royals.com

Ticketmaster:

480-784-4444

Surprise Stadium:

Left Field: 350 feet
Center Field: 400 feet
Right Field: 350 feet
Fence: 8 feet high
Turf: Grass



Sprint

DON'T MISS A PITCH.

SOMETHING COULD COME OUT OF LEFT FIELD. LIFE COULD THROW YOU A CURVE. YOU COULD GET STUCK AT WORK, STEPPING UP TO THE PLATE, OR TAKING ONE FOR THE TEAM. YOU COULD BE HUSTLING FOR HOME AND GET HELD UP ON THE WAY. MAYBE YOU'RE CAUGHT IN A PICKLE. OR MAYBE YOU'RE JUST A TOTAL SCREWBALL. BUT NO MATTER WHAT, YOU WON'T MISS A PITCH.

Get MLB.com Gameday Audio™ on your Sprint phone and instantly catch live datacasts and audio broadcasts of every MLB game at bat. Only on the Now Network.™

To order, text GDA to 65246 (MLBGO).
Standard text messaging and data rates apply.
Official wireless provider to the Kansas City Royals.
1-800-SPRINT-1 sprint.com



A \$0.03/KB charge applies without a data plan. Coverage not available everywhere. Availability of service varies based on selected phone/network. Other restrictions apply. MLB.com Gameday Audio \$4.99/mo., when downloaded to a compatible Sprint phone from MLB.com. ©2009 Sprint. Sprint and the logo are trademarks of Sprint. Major League Baseball trademarks and copyrights used with permission of MLB Advanced Media, L.P. All rights reserved. Other marks are the property of their respective owners.

2009 ROYALS SCHEDULE

APRIL

SUN	MON	TUE	WED	THU	FRI	SAT
			1	2	3	4
5	6 CWS 1:05	7 OFF DAY	8 CWS 7:11	9 CWS 1:05	10 NY OPENING DAY 3:10	11 NY 6:10
12 NY 1:10	13 CLE 7:10	14 CLE 7:10	15 CLE 1:10	16 OFF DAY	17 TEX 7:05	18 TEX 7:05
19 TEX 2:05	20 OFF DAY	21 CLE 6:05	22 CLE 6:05	23 CLE 11:05	24 DET 7:10	25 DET 6:10
26 DET 1:10	27 TOR 7:10	28 TOR 7:10	29 TOR 7:10	30 TOR 1:10		

JULY

SUN	MON	TUE	WED	THU	FRI	SAT
			1 MIN 1:10	2 CWS 7:10	3 CWS 7:10	4 CWS 12:10
5 CWS 1:10	6 DET 6:05	7 DET 6:05	8 DET 6:05	9 BOS 6:10	10 BOS 6:10	11 BOS 6:10
12 BOS 12:35	13-16 ALL-STAR GAME ST. LOUIS				17 TB 6:10	18 TB 6:10
19 TB 1:10	20 LAA 7:10	21 LAA 7:10	22 LAA 7:10	23 OFF DAY	24 TEX 7:10	25 TEX 6:10
26 TEX 1:10	27 BAL 6:05	28 BAL 6:05	29 BAL 6:05	30 BAL 11:35	31 TB 6:38	

MAY

SUN	MON	TUE	WED	THU	FRI	SAT
					1 MIN 7:10	2 MIN 6:10
3 MIN 1:10	4 CWS 7:10	5 CWS 7:10	6 SEA 7:10	7 SEA 1:10	8 LAA 9:05	9 LAA 8:05
10 LAA 2:35	11 OFF DAY	12 OAK 9:07	13 OAK 9:07	14 BAL 7:10	15 BAL 7:10	16 BAL 6:10
17 BAL 1:10	18 OFF DAY	19 CLE 7:10	20 CLE 7:10	21 CLE 1:10	22 STL 7:15 NL	23 STL 12:10 NL
24 STL 1:15 NL	25 DET 1:10	26 DET 7:10	27 DET 1:10	28 OFF DAY	29 CWS 7:10	30 CWS 6:10
31 CWS 1:10						

AUGUST

SUN	MON	TUE	WED	THU	FRI	SAT
						1 TB 5:08
2 TB 12:38	3 TB 11:08	4 SEA 7:10	5 SEA 7:10	6 SEA 7:10	7 OAK 7:10	8 OAK 6:10
9 OAK 1:10	10 OFF DAY	11 MIN 7:10	12 MIN 7:10	13 MIN 12:10	14 DET 6:05	15 DET 6:05
16 DET 12:05	17 CWS 7:11	18 CWS 7:11	19 CWS 1:05	20 OFF DAY	21 MIN 7:10	22 MIN 6:10
23 MIN 1:10	24 CLE 7:10	25 CLE 7:10	26 CLE 1:10	27 SEA 9:10	28 SEA 9:10	29 SEA 9:10
30 SEA 3:10	31 OAK 9:07					

JUNE

SUN	MON	TUE	WED	THU	FRI	SAT
	1 OFF DAY	2 TB 6:08	3 TB 6:08	4 TB 3:08	5 TOR 6:07	6 TOR 12:07
7 TOR 12:07	8 OFF DAY	9 CLE 6:05	10 CLE 6:05	11 CLE 6:05	12 CIN 7:10 NL	13 CIN 6:10 NL
14 CIN 1:10 NL	15 OFF DAY	16 ARZ 7:10 NL	17 ARZ 7:10 NL	18 ARZ 7:10 NL	19 STL 7:10 NL	20 STL 6:10 NL
21 STL 1:10 NL	22 OFF DAY	23 HOU 7:05 NL	24 HOU 7:05 NL	25 HOU 1:05 NL	26 PIT 6:05 NL	27 PIT 6:05 NL
28 PIT 12:35 NL	29 MIN 7:10	30 MIN 7:10				

SEPT./OCT.

SUN	MON	TUE	WED	THU	FRI	SAT
		1 OAK 9:07	2 OAK 2:37	3 OFF DAY	4 LAA 7:10	5 LAA 6:10
6 LAA 1:10	7 LAA 1:10	8 DET 7:10	9 DET 7:10	10 DET 1:10	11 CLE 6:05	12 CLE 6:05
13 CLE 12:05	14 OFF DAY	15 DET 6:05	16 DET 6:05	17 DET 12:05	18 CWS 7:11	19 CWS 6:05
20 CWS 1:05	21 BOS 7:10	22 BOS 7:10	23 BOS 7:10	24 BOS 7:10	25 MIN 7:10	26 MIN 6:10
27 MIN 1:10	28 NY 6:05	29 NY 6:05	30 NY 6:05	1 OFF DAY	2 MIN 7:10	3 MIN 6:10

HOME GAMES Game times subject to change

Fox Sports Kansas City (FSKC)
Check local listings for channel.

For Tickets-Call 816-504-4040 (local),
1-800-6ROYALS (1-800-676-9257), log on to royals.com
or visit any Kansas City area Hy-Vee Food Store.

Radio Broadcasts-Games on KCSP 610 with Sunday
games broadcast on KMBZ 980. Additional stations
throughout the Midwest on Royals Radio Network.