

LOS ANGELES DODGERS

1989 MEDIA GUIDE





FROM THE SPORTS LIBRARY OF
RETROSEASONS.com

More publications available at:

www.retroseasons.com/library/



BOARD OF DIRECTORS

Peter O'Malley, President; Harry M. Bardt; Roland Seidler, Vice President-Treasurer; Mrs. Roland (Terry) Seidler, Secretary

MANAGEMENT STAFF

| | |
|------------------------------------------------------------|-------------------------------------------|
| <i>President</i> | Peter O'Malley |
| <i>Executive Vice-President, Player Personnel</i> | Fred Claire |
| <i>Vice-President, Communications</i> | Tommy Hawkins |
| <i>Vice-President, Finance</i> | Bob Graziano |
| <i>Vice-President, Marketing</i> | Merritt Willey |
| <i>Vice-President, Treasurer</i> | Roland Seidler |
| <i>Assistant Secretary & General Counsel</i> | Santiago Fernandez |
| <i>Assistant to the President</i> | Ike Ikuhara |
| <i>Controller and Assistant Treasurer</i> | Ken Hasemann |
| <i>Director, Community Relations</i> | Don Newcombe |
| <i>Community Relations</i> | Roy Campanella |
| <i>Director, Data Processing</i> | Mike Mularky |
| <i>Director, Human Resources and Administration</i> | Irene Tanji |
| <i>Director, Marketing and Promotions</i> | Barry Stockhamer |
| <i>Assistant Director, Marketing and Promotions</i> | Paul Kalil |
| <i>Director, Minor League Operations</i> | Charlie Blaney |
| <i>Director, Publications and Broadcasting Coordinator</i> | Brent Shyer |
| <i>Director, Publicity</i> | Mike Williams |
| <i>Assistant Director, Publicity</i> | Jay Lucas |
| <i>Director, Scouting</i> | Ben Wade |
| <i>Assistant Director, Scouting</i> | Terry Reynolds |
| <i>Director, Stadium Operations</i> | Bob Smith |
| <i>Director, Ticket Department and Stadium Club</i> | Walter Nash |
| <i>Traveling Secretary</i> | Bill DeLury |
| <i>Team Doctors</i> | Dr. Frank W. Jobe, Dr. Michael F. Mellman |

LOS ANGELES DODGERS

Dodger Stadium, 1000 Elysian Park Avenue,
Los Angeles, CA 90012 • Phone (213) 224-1500

The 1989 Dodgers Media Guide is published by the Los Angeles Dodgers, Inc., 1000 Elysian Park Avenue, Los Angeles, CA. 90012. Copyright © 1989 by the Los Angeles Dodgers, Inc. All rights reserved. Permission to reprint or reproduce any of the enclosed material must be granted in writing by the Los Angeles Dodgers, Inc.


The 1989 Dodgers Media Guide was written and compiled by the publicity and publications departments. It is based on information available through Feb. 1, 1989.

Editors: Jay Lucas, Brent Shyer. **Assistant Editors:** Mike Williams, Paul Gomez. **Writers:** Dave Tuttle, Ruth Ruiz, Brian Hacker, Robert Schweppe, Mike Vizvary, Kurt Kretzschmar, Maria Jacinto. **Photography:** Andrew D. Bernstein, Jon SooHoo, Al Gonzalez, Ed Honowitz, Barry Howe. **Design and Typography:** Robischon & Associates, Pasadena, California. **Printing:** Bert-Co Graphics, Los Angeles, California.

LOS ANGELES DODGERS

1989 MEDIA GUIDE - INDEX

| | | | |
|---------------------------------|---------|------------------------------------------|---------|
| Manager | 9 | History & Records (continued) | |
| Coaches | | Yearly Leaders at | |
| Biographies | 14-21 | Dodger Stadium | 187 |
| Trainers Biographies | 22 | Individual L.A. Dodger Records | 173-174 |
| Players | | Leaders 1958-1988 | 180-184 |
| Birthdays | 138 | N.L. Award Winners | |
| 40-Man Biographies | 24-119 | Comeback Players of the Year | 199 |
| Non-Roster Biographies | 120-133 | Cy Young Award | 199 |
| Rosters | | Gold Glove Winners | 199 |
| 40-Man | 134-135 | Most Valuable Players | 198 |
| Non-Roster | 136-137 | Rookie of the Year | 199 |
| Opponents | | No-Hitters | 190 |
| Directory, Hotels, | | Openers | 192-193 |
| 1988 Series Record, | | Opening Day Lineups | 193-194 |
| 1988 Club Statistics | 140-150 | Pinch-Hitting Leaders | 192 |
| Inter-Club Won-Lost Statistics | | Postseason Play | |
| 1958-1988 | 152-154 | Championship Series | 194 |
| M.L. Baseball Directory | 151 | Divisional Series | 194 |
| American League | 151 | World Series | 195-196 |
| Office of the Commissioner | 151 | Relief Artists and Saves | 190 |
| Season in Review - 1988 | | RBI | |
| Awards | 157 | Big Months | 191 |
| Day-by-Day | 161-163 | 100 Club | 190-191 |
| Final Standings | 164 | Third Basemen - 1958-1988 | 200 |
| Highlights | 156-157 | Twenty Game Winners | 189 |
| Highs and Lows | 160-161 | Won-Lost Breakdown - | |
| Home Runs | | 1958-1988 | 171-172 |
| N.L. By Parks | 168 | Year-by-Year Records | 170-171 |
| vs. Dodgers | 168 | Player Development System | |
| Individual Fielding | 159-160 | Free Agent Draft - 1988 | 218 |
| National League | | Highlights and Won-Lost Records | 209 |
| Club | | Minor League Biographies | 219-244 |
| Batting | 165 | Minor League Directory | 208 |
| Fielding | 165 | Team Highlights and | |
| Miscellaneous | 165 | 1988 Statistics | 210-217 |
| Pitching | 165 | Dodger Stadium | |
| Departmental Leaders | | Attendance | |
| Batting | 165-166 | Club-by-Club | 255 |
| Pitching | 167 | Home and Road | 253 |
| Overall Statistics | | 1988 Day-By-Day | 252 |
| Batting | 158 | Record Crowds | 253 |
| Club | 158 | Series Highs | 254 |
| Pitching | 159 | Top 100 Marks | 255-256 |
| Transactions and Injuries | 163-164 | Management | 246-250 |
| History & Records | | Stadium Information | 250-251 |
| All-Star Selections | 197-198 | Media Information | |
| All-Time Records | | BBWAA | 262-263 |
| Consecutive | 175 | Broadcasters | 259-261 |
| Game | 176 | Directory | |
| General | 175 | Daily Area Newspapers | 263-264 |
| Individual | 172-173 | Radio | 264 |
| Single Season Club | 174-175 | Television | 264-265 |
| All-Time Roster | 201-206 | Fox-KTTV Schedule | 261 |
| All-Time Top Ten | | KABC/KWKW Radio Network | 258 |
| Dodgers Batting | 177 | L.A. Dodgers | 258 |
| Dodgers Pitching | 177-178 | Promotional Dates | 265 |
| L.A. Dodgers Batting | 178 | Rules of Interest and | |
| L.A. Dodgers Pitching | 179 | Qualifying Marks | 266 |
| Award Winning Dodgers | 196-197 | Season Schedule - 1989 | IBC |
| Fielding Marks - Lifetime | 185 | J. G. Spink Award | 263 |
| Game Leaders by Position | 186 | Ticket Information | 265 |
| Hall of Fame - Dodger Inductees | 200 | Z Channel Schedule | 262 |
| Home Runs | | Spring Training | |
| Grand Slams | 188 | Freeway Series Results | 269 |
| Inside-The-Park | 189 | Holman Stadium Information | 268 |
| Thirty or more | 187 | Schedule - 1989 | 271 |
| Lifetime by N.L. Parks | 187 | Statistics - 1988 | 270 |
| Totals in L.A. 1958-1988 | 186 | Training Results 1958-1988 | 269 |



OREL HERSHISER


*1988 Cy Young
Award Winner*



KIRK GIBSON
1988 National League MVP

TIM LEARY

*1988 National League
Comeback Player
of the Year*






TIM BELCHER

*1988 "Baseball America"
National League
Rookie of the Year*

FRED CLAIRE

*1988 "The Sporting
News" Major
League Executive
of the Year*



TOMMY LASORDA

*1988 National League
Manager of the Year*





TOM LASORDA

Manager 2

Birth date: September 22, 1927

Birthplace: Norristown, PA

Height: 5-9 **Weight:** 195

Threw and batted left-handed

Wife's name and wedding date:

Joan (4-14-50)

Children: Laura (8-23-53) and

Tom Jr. (5-6-58)

THE SKIPPER . . . Dodger skipper Tommy Lasorda is entering his 40th year in the Dodger organization, 13th as manager. He also served as a player (11 years), scout (4 years), minor league manager (8 years) and Dodger coach for four seasons (1973-76).

. . . Lasorda signed a two-year contract extension on July 8, 1988 and is the "dean" of major league managers for consecutive service with one team . . . With his 94-67 record in 1988, Lasorda moved into 38th place on the all-time victory list and he now ranks third among active managers in wins . . . He trails only Walter Alston and Wilbert Robinson in length of service and wins as Dodger manager (see chart page 11) . . . Was named the manager of the Dodgers on Sept. 29, 1976 as Alston announced his retirement after managing the Dodgers for 23 years . . . Lasorda has a lifetime major league record of 1022-874 for a winning percentage of .539, which ranks 20th on the all-time list.

LASORDA LEADS 1988 TEAM TO TITLE . . . Lasorda guided the underdog Dodgers to the World Championship over the Oakland A's (4-1) and was later named as the N.L. Manager of the Year by the Baseball Writer's Association of America, Baseball America and Co-Manager of the Year by The Sporting News . . . Also, guided the Dodgers to a seven-game National League Championship Series triumph over the New York Mets, a team that had defeated the Dodgers 10 out of 11 times during the regular season.

LASORDA WINS 1000TH . . . Won his 1000th game as the Dodgers' skipper on Aug. 27 at Philadelphia, 4-2 . . . Became only the 38th manager in Major League Baseball history to record 1000 victories . . . Joins Detroit's Sparky Anderson and St. Louis' Whitey Herzog as the only active managers to record 1000 career victories.

THE FRUITS OF VICTORY . . . In 12 years at the helm of the Dodgers, Lasorda has guided his team to two World Championships, four N.L. pennants and six Western Division titles . . . He has also finished in second place twice and third place once.

THE FIRST TWO YEARS . . . Lasorda became only the 19th manager in Major League history to win a league title in the first year of managing in the majors in 1977 . . . In doing so, Lasorda earned United Press International and Associated Press "Manager of the Year" honors . . . Lasorda repeated a league title in 1978 and thus became only the second manager in National League history to win league titles in his first two full years of managing. The only other to do it in the N.L. was St. Louis' Gabby Street in 1931. American League managers to accomplish it are Detroit's Mickey Cochrane, Washington's Bucky Harris, New York's Ralph Houk, Detroit's Hughie Jennings and Baltimore's Earl Weaver . . .

THE 1981 WORLD CHAMPIONSHIP . . . Lasorda earned Associated Press Manager of the

Year honors in 1981 as he guided the Dodgers to a World Championship, the club's first since 1965 . . . The Dodgers had the best record in baseball (36-21) in the first half of the 1981 season and finished with the third best overall mark (63-47).

THE OTHER SEASONS . . . The 1986 and 1987 seasons were disappointments, as the Dodgers had identical records of 73-89 . . . In 1985, the Dodgers won the West and took a 2-0 lead on St. Louis in the NLCS, only to lose in six games . . . The 1984 season saw the Dodgers finish a disappointing fourth at 79-83 . . . The Dodgers won the West in 1983, but lost the NLCS in four games to Philadelphia, a team they had beaten 11 times in 12 games during the regular season . . . In 1982, the Dodgers lost out by one game to Atlanta, while drawing an all-time record 3.6 million fans . . . The 1980 campaign was one of excitement as well as frustration as the Dodgers battled back in the last three days of the season. Trailing by three games with three to play, the Dodgers swept three from the Houston Astros to force a playoff. The Dodgers lost the playoff game at home to the Astros, 7-1. Only four teams in the majors had a better record than the Dodgers - New York Yankees, Baltimore Orioles, Kansas City Royals and the Astros . . . Riddled by injuries in 1979, the Dodgers suffered through a 36-57 first half that saw the club 17 1/2 games out of first place, only to rebound and finish with a 43-26 record and a .623 second half pace, second only to World Champion Pittsburgh (52-25) .

THE MINOR LEAGUES . . . Lasorda's eight years of managing in the minors found him winning five pennants . . . He spent his first four seasons with Pocatello and Ogden of the Pioneer League and he had a pennant winning club the last three years . . . In three seasons as the manager of Spokane of the Pacific Coast League (1969-71) his club never finished lower than third . . . In 1970 Lasorda was voted the "Minor League Manager of the Year" award by The Sporting News as his team won by 26 games.

LASORDA'S PLAYING CAREER . . . Tommy's career as a major league pitcher consisted of two seasons with the Dodgers (1954 and 1955) and one year with Kansas City (1956) . . . He pitched in a total of 26 games and compiled a record of 0-4, all the decisions with Kansas City . . . The southpaw once struck out 25 batters in a 15-inning game while pitching for the Schenectady Blue Jays against Amsterdam in 1948 . . . He holds the all-time International League record for career wins at 125 for the Montreal Royals . . . Lasorda pitched in four games for the 1955 Dodgers - the first Dodger team ever to win a World Championship . . . Lasorda and Sparky Anderson were named recipients of the first annual Milton Richman Memorial Award by the Association of Professional Baseball Players of America . . . Lasorda and his wife, Jo, reside in Fullerton. They have two children - Laura and Tommy, Jr.

Thomas Charles Lasorda

| Year | Club | W-L | ERA | G | GS | CG | SHO | SV | IP | H | R | ER | BB | SO |
|-----------|-------------|------|-------|----|----|----|-----|----|-----------------------|-----|-----|----|-----|-----|
| 1945 | Concord | 3-12 | 4.09 | 27 | 13 | 6 | 0 | - | 121.0 | 115 | 84 | 55 | 100 | 91 |
| 1946-1947 | Dover | | | | | | | | (in military service) | | | | | |
| 1948 | Schenectady | 9-12 | 4.64 | 32 | 18 | 11 | 0 | - | 192.0 | 180 | 122 | 99 | 153 | 195 |
| 1949 | Greenville | 7-7 | 2.93 | 45 | 15 | 6 | 0 | - | 178.0 | 141 | 81 | 58 | 138 | 151 |
| 1950 | Montreal | 9-4 | 3.70 | 31 | 17 | 7 | 0 | - | 146.0 | 136 | 73 | 60 | 82 | 85 |
| 1951 | Montreal | 12-8 | 3.49 | 31 | 21 | 11 | 1 | - | 165.0 | 145 | 75 | 64 | 87 | 80 |
| 1952 | Montreal | 14-5 | 3.66 | 33 | 27 | 12 | 5 | - | 182.0 | 156 | 90 | 74 | 93 | 77 |
| 1953 | Montreal | 17-8 | 2.81 | 36 | 29 | 12 | 3 | - | 208.0 | 171 | 77 | 65 | 94 | 122 |
| 1954 | Montreal | 14-5 | 3.51 | 23 | 21 | 13 | 1 | - | 154.0 | 142 | 66 | 60 | 79 | 75 |
| | Brooklyn | 0-0 | 5.00 | 4 | 0 | 0 | 0 | 0 | 9.0 | 8 | 5 | 5 | 5 | 5 |
| 1955 | Brooklyn | 0-0 | 13.50 | 4 | 1 | 0 | 0 | 0 | 4.0 | 5 | 6 | 6 | 6 | 4 |
| | Montreal | 9-8 | 3.27 | 22 | 21 | 11 | 3 | - | 143.0 | 125 | 58 | 52 | 62 | 92 |
| 1956 | Kansas City | 0-4 | 6.20 | 18 | 5 | 0 | 0 | 1 | 45.0 | 40 | 38 | 31 | 45 | 28 |
| | Denver | 3-4 | 4.99 | 16 | 13 | 2 | 0 | - | 83.0 | 94 | 54 | 46 | 34 | 54 |

Thomas Charles Lasorda

| Year | Club | W-L | ERA | G | GS | CG | SHO | SV | IP | H | R | ER | BB | SO |
|-------------------|-------------|------|------|----|----|----|-----|----|-------|-----|----|----|----|-----|
| 1957 | Denver | 0-2 | - | 6 | - | - | - | - | - | - | - | - | - | - |
| | Los Angeles | 7-10 | 3.90 | 29 | 20 | 5 | 1 | - | 132.0 | 134 | 73 | 57 | 59 | 72 |
| 1958 | Montreal | 18-6 | 2.50 | 34 | 31 | 16 | 5 | - | 230.0 | 191 | 77 | 64 | 76 | 126 |
| 1959 | Montreal | 12-8 | 3.83 | 29 | 28 | 10 | 2 | - | 188.0 | 192 | 93 | 80 | 77 | 64 |
| 1960 | Montreal | 2-5 | 8.20 | 12 | 10 | 1 | 0 | - | 45.0 | 79 | 48 | 41 | 24 | 17 |
| AL Totals-1 year | | 0-4 | 6.20 | 18 | 5 | 0 | 0 | 1 | 45.0 | 40 | 38 | 31 | 45 | 28 |
| NL Totals-2 years | | 0-0 | 7.62 | 8 | 1 | 0 | 0 | 0 | 13.0 | 13 | 11 | 11 | 11 | 9 |
| ML Totals-3 years | | 0-4 | 6.52 | 26 | 6 | 0 | 0 | 1 | 58.0 | 53 | 49 | 42 | 56 | 37 |

RECORD AS MANAGER

| Year | Club | Position | W | L | Year | Club | Position | W | L |
|------|-------------|------------|----|----|------|-------------|------------|----|----|
| 1965 | Pocatello | Second | 33 | 33 | 1980 | Los Angeles | Second (W) | 92 | 71 |
| 1966 | Ogden | First | 39 | 27 | 1981 | Los Angeles | | | |
| 1967 | Ogden | First | 41 | 25 | | 1st Half | First (W) | 36 | 21 |
| 1968 | Ogden | First | 39 | 25 | | 2nd Half | Fourth (W) | 27 | 26 |
| 1969 | Spokane | Second (N) | 71 | 73 | 1982 | Los Angeles | Second (W) | 88 | 74 |
| 1970 | Spokane | First (N) | 94 | 52 | 1983 | Los Angeles | First (W) | 91 | 71 |
| 1971 | Spokane | Third (N) | 69 | 76 | 1984 | Los Angeles | Fourth (W) | 79 | 83 |
| 1972 | Albuquerque | First (E) | 92 | 56 | 1985 | Los Angeles | First (W) | 95 | 67 |
| 1977 | Los Angeles | first (W) | 98 | 64 | 1986 | Los Angeles | Fifth (W) | 73 | 89 |
| 1978 | Los Angeles | First (W) | 95 | 67 | 1987 | Los Angeles | Fourth (W) | 73 | 89 |
| 1979 | Los Angeles | Third (W) | 79 | 83 | 1988 | Los Angeles | First (W) | 94 | 67 |

CHAMPIONSHIP SERIES RECORD

| Year | Club | W | L | Year | Club | W | L |
|------|-----------------------|---|---|------|-----------------------|---|---|
| 1977 | Los Angeles vs. Phil. | 3 | 1 | 1983 | Los Angeles vs. Phil. | 1 | 3 |
| 1978 | Los Angeles vs. Phil. | 3 | 1 | 1985 | Los Angeles vs. St.L. | 2 | 4 |
| 1981 | Los Angeles vs. Mon. | 3 | 2 | 1988 | Los Angeles vs. Mets | 4 | 3 |

WORLD SERIES RECORD

| Year | Club | W | L | Year | Club | W | L |
|------|----------------------|---|---|------|----------------------|---|---|
| 1977 | Los Angeles vs. N.Y. | 2 | 4 | 1981 | Los Angeles vs. N.Y. | 4 | 2 |
| 1978 | Los Angeles vs. N.Y. | 2 | 4 | 1988 | Los Angeles vs. Oak. | 4 | 1 |

DODGERS' ALL-TIME MANAGERS WON-LOSS LIST

| Manager | Years | Games | Won | Lost | Pct. |
|-----------------------|-----------|-------------|-------------|------------|-------------|
| Alston, Walter | 23 | 3657 | 2042 | 1615 | .558 |
| Robinson, Wilbert | 18 | 2716 | 1375 | 1341 | .506 |
| Lasorda, Tommy | 12 | 1892 | 1020 | 872 | .539 |
| Durocher, Leo | 9 | 1304 | 739 | 565 | .567 |
| Hanlon, Ned | 7 | 981 | 498 | 483 | .508 |
| Shotton, Burt | 4 | 542 | 327 | 215 | .603 |
| Dressen, Charlie | 3 | 464 | 298 | 166 | .642 |
| Foutz, Dave | 4 | 521 | 264 | 257 | .507 |
| Dahlen, Bill | 4 | 606 | 251 | 355 | .414 |
| Stengel, Casey | 3 | 459 | 208 | 251 | .453 |
| Donovan, Patsy | 3 | 454 | 184 | 270 | .405 |
| Ward, John Montgomery | 2 | 291 | 156 | 135 | .536 |
| Carey, Max | 2 | 307 | 146 | 161 | .476 |
| Grimes, Burleigh | 2 | 302 | 131 | 171 | .434 |
| McGunnigle, William | 1 | 129 | 86 | 43 | .667 |
| Barnie, William | 2 | 167 | 76 | 91 | .455 |
| Lumley, Harry | 1 | 153 | 55 | 98 | .359 |
| Ebbets, C. H. | 1 | 106 | 38 | 68 | .358 |
| Griffin, Mike | 1 | 4 | 1 | 3 | .250 |
| Sukeforth, Clyde | 1 | 1 | 1 | 0 | 1.000 |

STEALING 2ND, 3RD & HOME

Only three Dodgers have ever stolen 2nd base, 3rd base and home in a single game. Jimmy Johnston was the first to do it for the Dodgers on Sept. 22, 1916. Harvey Hendrick was next on June 12, 1928, and the last Dodger to do it was Jackie Robinson on April 23, 1954.

LOS ANGELES DODGER COACHES 1958-1988


| Name | Years |
|------------------------|---------------------------|
| Adams, Red | 1969-1980 |
| Amalfitano, Joe | 1983-present |
| Basgall, Monty | 1973-1986 |
| Becker, Joe | 1958-1964 |
| Beringer, Carroll | 1967-1972 |
| Bragan, Bobby | 1960 |
| Bryant, Clay | 1961 |
| Cresse, Mark | 1974-present |
| Dressen, Charlie | 1958-1959 |
| Durocher, Leo | 1961-1964 |
| Ferguson, Joe | 1988-present |
| Gilliam, Jim | 1965-1978 |
| Gomez, Preston | 1965-1967, 1977-1979 |
| Hartsfield, Roy | 1969-1972 |
| Hines, Ben | 1986, 1988-present |
| Lasorda, Tom | 1973-1976 |
| Lefebvre, Jim | 1978-1979 |
| Mota, Manny | 1980-present |
| Mulleavy, Greg | 1958-1960, 1962-1964 |
| Ozark, Danny | 1965-1972, 1980-1982 |
| Perranoski, Ron | 1981-present |
| Phillips, Lefty | 1965-1968 |
| Reese, Pee Wee | 1959 |
| Reiser, Pete | 1960-1964 |
| Russell, Bill | 1987-present |
| Walker, Dixie | 1970-1974 |
| Walker, Rube | 1958 |

DODGERS AND LENGTH OF SERVICE

Zack Wheat holds the length of service record with the Dodgers of 18 years (1909-26). Bill Russell (1969-86) is second with 17 plus years. Pee Wee Reese (1940-42, '46-58), Duke Snider (1947-62) and Don Sutton (1966-80, '88) are next in line with 16 years apiece. Gil Hodges played 15 years (1947-61) and played in one game for the Dodgers in 1943. Carl Furillo (1946-60) also played 15 years for the Dodgers. The 14 year Dodger players are as follows: Don Drysdale (1956-69), Willie Davis (1960-73) and Jim Gilliam (1953-66). Johnny Podres (1953-55, '57-66) and Steve Yeager (1972-85) were 13 year men and the 12 year men are Jim Brewer (1964-75), Carl Erskine (1948-59), Sandy Koufax (1955-66), Dazzy Vance (1922-32, '35) and Steve Garvey (1969-82; only played 12 full seasons).

THE COACHES & TRAINERS





JOE AMALFITANO

Coach 8

Birth date: January 23, 1934

Birthplace: San Pedro, CA

Height: 5-11 **Weight:** 179

Threw and batted right-handed

Wife's name and wedding date:
Kay (10-30-82)

Joe Amalfitano has been a major league manager and coach for the last 22 years . . . He joined the Dodgers in 1983 as their third base coach . . . He was a coach for the Cincinnati Reds in 1982 . . . He managed the Chicago Cubs for portions of three seasons, compiling a 66-116 record. He was interim manager at the end of the 1979 season, after Herman Franks resigned on Sept. 24 . . . Amalfitano managed the Cubs the last half of the 1980 season, taking over for Preston Gomez on July 25, with

the club in sixth place, and he managed the Cubs for all of the strike-shortened 1981 season . . . Amalfitano served as a coach for the Cubs from 1967-71 and again from 1978-80, for the San Francisco Giants from 1972-75 and for the San Diego Padres in 1976-77 . . . He was an infielder for the Giants in New York and San Francisco, beginning in 1954, and also played in the majors with Houston and the Cubs, compiling a .244 lifetime batting average in 10 big league seasons.

John Joseph Amalfitano

| Year | Club | Avg. | G | AB | R | H | 2B | 3B | HR | RBI | BB | SO | SB |
|-------------------|---------------|------|-----|------|-----|-----|----|----|----|-----|-----|-----|----|
| 1954 | New York | .000 | 9 | 5 | 2 | 0 | 0 | 0 | 0 | 0 | 0 | 4 | 0 |
| 1955 | New York | .227 | 36 | 22 | 8 | 5 | 1 | 1 | 0 | 1 | 2 | 2 | 0 |
| 1956 | Minneapolis | .256 | 44 | 121 | 23 | 31 | 4 | 1 | 0 | 8 | 25 | 16 | 3 |
| 1956 | Johnstown | .292 | 64 | 257 | 36 | 75 | 14 | 2 | 4 | 30 | 23 | 37 | 3 |
| 1957 | Dallas | .292 | 98 | 359 | 40 | 105 | 14 | 6 | 3 | 27 | 23 | 33 | 2 |
| 1958 | Phoenix | .285 | 114 | 372 | 62 | 106 | 28 | 4 | 9 | 51 | 25 | 46 | 2 |
| 1959 | Toronto | .308 | 115 | 380 | 62 | 117 | 19 | 6 | 7 | 43 | 55 | 44 | 2 |
| 1960 | San Francisco | .277 | 106 | 328 | 47 | 91 | 15 | 3 | 1 | 27 | 26 | 31 | 2 |
| 1961 | San Francisco | .255 | 109 | 384 | 64 | 98 | 11 | 4 | 2 | 23 | 44 | 59 | 7 |
| 1962 | Houston | .237 | 117 | 380 | 44 | 90 | 12 | 5 | 1 | 27 | 45 | 43 | 4 |
| 1963 | San Francisco | .175 | 54 | 137 | 11 | 24 | 3 | 0 | 1 | 7 | 12 | 18 | 2 |
| 1963 | Tacoma | .233 | 24 | 86 | 8 | 20 | 4 | 0 | 1 | 12 | 8 | 11 | 1 |
| 1964 | Chicago (NL) | .241 | 100 | 324 | 51 | 78 | 19 | 6 | 4 | 27 | 40 | 42 | 2 |
| 1965 | Chicago (NL) | .271 | 67 | 96 | 13 | 26 | 4 | 0 | 0 | 8 | 12 | 14 | 2 |
| 1966 | Chicago (NL) | .158 | 41 | 38 | 8 | 6 | 2 | 0 | 0 | 3 | 4 | 10 | 0 |
| | Tacoma | .242 | 17 | 66 | 9 | 16 | 4 | 0 | 1 | 4 | 5 | 11 | 0 |
| 1967 | Chicago (NL) | .000 | 4 | 1 | 0 | 0 | 0 | 0 | 0 | 0 | 0 | 1 | 0 |
| ML Totals-8 years | | .244 | 643 | 1715 | 248 | 418 | 67 | 19 | 9 | 123 | 185 | 224 | 19 |

RECORD AS MANAGER

| Year | Club | Position | W | L | Year | Club | Position | W | L |
|------|--------------|-----------|----|----|------|--------------|-----------|----|----|
| 1979 | Chicago (NL) | Fifth (E) | 2 | 5 | 1981 | Chicago (NL) | Sixth (E) | 38 | 65 |
| 1980 | Chicago (NL) | Sixth (E) | 26 | 46 | | | | | |

DODGER ROOKIES & STOLEN BASES

Steve Sax established the Dodger record for steals as a rookie in 1982 with 49. Jackie Robinson set the Brooklyn Dodger mark of 29 in 1947.



Mark Cresse is in his 13th season as the bullpen coach for the Los Angeles Dodgers . . . Began his professional career in 1971 with the St. Louis Cardinals . . . Started with the Dodgers in 1974, serving as the bullpen catcher for Dodger manager Walter Alston . . . Was elevated to bullpen coach by manager Tommy Lasorda in 1977 . . . Cresse is in charge of scheduling the pregame practice as well as coordinating the pitchers in the bullpen and instructing the catchers . . . Often called a workaholic, Cresse is always busy on the field either throwing batting practice, hitting fungos, or catching Dodger

MARK CRESSE

Coach 58

Birth date: September 21, 1951
Birthplace: St. Albans, NY
Height: 6-3 **Weight:** 220
Threw and batted right-handed
Wife's name and wedding date:
 Jean Ann (2-18-77)
Children: Bradley Garrett
 (7-31-78)

pitchers in the bullpen . . . Has been a member of the Dodger coaching staff for five World Series - 1974, '77, '78 '81 and '88 . . . Was a member of the National League All-Star team coaching staff in 1975, '79, '78 and '82 . . . Prepped at Marina High School in Huntington Beach and later played for Long Beach State and Golden West College . . . Resides with his wife Jean Ann, and son Brad in Seal Beach . . . Runs youth baseball instructional camp in Huntington Beach . . . Other interests include tennis, football, golf and wood working.



Joe Ferguson is entering his 21st year in professional baseball, 15th with the Dodger organization (12 as a player, 3 as a coach) . . . Returned to Dodgers' coaching staff in 1988 after coaching with the Texas Rangers the previous two years . . . Served as the Dodgers' "Eye-in-the-Sky" in 1985 . . . Was the manager of the Licey Club in the Dominican Republic League this past winter . . . Man-

JOE FERGUSON

Coach 13

Birth date: September 19, 1946
Birthplace: San Francisco, CA
Height: 6-2 **Weight:** 195
Threw and batted right-handed
Wife's name and wedding date:
 Ingrid (10-23-88)
Children: Kristie (4-21-74)

aged the La Romana team in the Dominican Republic League during the winter prior to the 1987 season and led them to the division title . . . Was an instructor for the Italian National Team in 1983 . . . Caught and played the outfield for 12 seasons in the major leagues with four teams - Dodgers, Cardinals, Astros and Angels . . . Made one of the most dramatic throws in World Series history as

he stepped in front of Jim Wynn and cut down Sal Bando of the Oakland A's at the plate in the first game of the 1974 Series . . .

Started in the Dodger organization in 1968 as an outfielder and led the Northwest League in homers (12).

Joseph Vance Ferguson

| Year | Club | Avg. | G | AB | R | H | 2B | 3B | HR | RBI | BB | SO | SB |
|--------------------|---------------|------|------|------|-----|-----|-----|----|-----|-----|-----|-----|----|
| 1968 | Tri-City | .288 | 70 | 226 | 44 | 55 | 9 | 4 | 12 | 52 | 54 | 77 | 5 |
| 1969 | Daytona Beach | .286 | 123 | 391 | 66 | 112 | 21 | 4 | 9 | 55 | 82 | 70 | 14 |
| 1970 | Albuquerque | .305 | 109 | 354 | 72 | 111 | 20 | 4 | 6 | 65 | 66 | 73 | 14 |
| | Los Angeles | .250 | 5 | 4 | 0 | 1 | 0 | 0 | 0 | 1 | 2 | 2 | 0 |
| 1971 | Spokane | .254 | 60 | 213 | 27 | 54 | 10 | 1 | 10 | 43 | 22 | 46 | 1 |
| | Los Angeles | .216 | 36 | 102 | 13 | 22 | 3 | 0 | 2 | 7 | 12 | 15 | 1 |
| 1972 | Albuquerque | .261 | 123 | 380 | 68 | 99 | 21 | 4 | 10 | 57 | 69 | 69 | 5 |
| | Los Angeles | .292 | 8 | 24 | 2 | 7 | 3 | 0 | 1 | 5 | 2 | 4 | 0 |
| 1973 | Los Angeles | .263 | 136 | 487 | 84 | 128 | 26 | 0 | 25 | 88 | 87 | 81 | 1 |
| 1974 | Los Angeles | .252 | 111 | 349 | 54 | 88 | 14 | 1 | 16 | 57 | 75 | 73 | 2 |
| 1975 | Los Angeles | .205 | 66 | 202 | 15 | 42 | 2 | 1 | 5 | 23 | 35 | 47 | 2 |
| 1976 | Los Angeles | .222 | 54 | 185 | 24 | 41 | 7 | 0 | 6 | 18 | 25 | 41 | 2 |
| | St. Louis | .201 | 71 | 189 | 22 | 38 | 8 | 4 | 4 | 21 | 32 | 40 | 4 |
| 1977 | Houston | .257 | 132 | 421 | 59 | 108 | 21 | 3 | 16 | 61 | 85 | 79 | 6 |
| 1978 | Houston | .207 | 51 | 150 | 20 | 31 | 5 | 0 | 7 | 22 | 37 | 30 | 0 |
| | Los Angeles | .237 | 67 | 198 | 20 | 47 | 11 | 0 | 7 | 28 | 34 | 41 | 1 |
| 1979 | Los Angeles | .252 | 122 | 363 | 54 | 95 | 14 | 0 | 20 | 69 | 70 | 68 | 1 |
| 1980 | Los Angeles | .237 | 77 | 172 | 20 | 41 | 3 | 2 | 9 | 29 | 38 | 46 | 2 |
| 1981 | Los Angeles | .143 | 17 | 14 | 2 | 2 | 1 | 0 | 0 | 1 | 2 | 5 | 0 |
| | California | .233 | 12 | 30 | 5 | 7 | 1 | 0 | 1 | 5 | 9 | 8 | 0 |
| 1982 | California | .226 | 36 | 84 | 10 | 19 | 2 | 0 | 3 | 8 | 12 | 19 | 0 |
| 1983 | California | .074 | 12 | 27 | 3 | 2 | 0 | 0 | 0 | 2 | 5 | 8 | 0 |
| NL Totals-12 years | | .245 | 953 | 2860 | 389 | 691 | 118 | 11 | 118 | 430 | 536 | 572 | 22 |
| AL Totals-3 years | | .199 | 60 | 141 | 18 | 28 | 3 | 0 | 4 | 15 | 26 | 35 | 0 |
| ML Totals-14 years | | .240 | 1013 | 3001 | 407 | 719 | 121 | 11 | 122 | 445 | 562 | 607 | 22 |

LEAGUE CHAMPIONSHIP SERIES STATISTICS

| Year | Club, Opp. | Avg. | G | AB | R | H | 2B | 3B | HR | RBI | BB | SO | SB |
|----------------|------------------|------|---|----|---|---|----|----|----|-----|----|----|----|
| 1974 | L.A. vs. Pitt. | .231 | 4 | 13 | 3 | 3 | 0 | 0 | 0 | 2 | 5 | 1 | 0 |
| 1978 | L.A. vs. Phil. | .000 | 2 | 2 | 0 | 0 | 0 | 0 | 0 | 0 | 1 | 0 | 0 |
| 1982 | Calif. vs. Milw. | | | | | | | | | | | | |
| (did not play) | | | | | | | | | | | | | |
| LCS Totals | | .200 | 6 | 15 | 3 | 3 | 0 | 0 | 0 | 2 | 6 | 1 | 0 |

WORLD SERIES STATISTICS

| Year | Club, Opp. | Avg. | G | AB | R | H | 2B | 3B | HR | RBI | BB | SO | SB |
|-----------|---------------|------|---|----|---|---|----|----|----|-----|----|----|----|
| 1974 | L.A. vs. Oak. | .125 | 5 | 16 | 2 | 2 | 0 | 0 | 1 | 2 | 4 | 6 | 1 |
| 1978 | L.A. vs. N.Y. | .500 | 2 | 4 | 1 | 2 | 2 | 0 | 0 | 0 | 0 | 1 | 0 |
| WS Totals | | .200 | 7 | 19 | 3 | 4 | 2 | 0 | 1 | 2 | 4 | 7 | 1 |



BEN HINES

Coach 35

Birth date: November 7, 1935

Birthplace: Yeager, OK

Height: 5-11 **Weight:** 205

Threw and batted right-handed

Wife's name and wedding date:

Wanda (7-1-55)

Children: Steve (1-1-58),

Bruce (11-7-58), and Kristi

(10-17-60)

Recognized as one of baseball's foremost batting instructors . . . Joined the Dodgers organization

in late 1984 as a roving instructor, and coached with the big club as a batting coach in 1985 . . . Worked

with Manny Mota to help Dodgers hitters in 1985 and 1986 . . . Spent 1987 season as batting coach for the Albuquerque Dukes of the Pacific Coast League, and helped them win a championship and the league's batting title . . . Wrote a book on hitting fundamentals entitled "The Swing's The Thing" . . . Previously worked for the Angels and Mariners as hitting instructor . . . Was head coach at University of La Verne for 20 years

and assistant coach at Arizona State University for three years . . . Was named NAIA coach of the year in 1977 while at La Verne . . . La Verne officials announced this past winter that the schools' baseball field will be renamed in Nov. of 1989 as Ben Hines Field . . . Was a part-time scout with Baltimore in 1972 . . . Signed as a catcher in 1959 by the Baltimore Orioles, but played over 100 games at third base in his first two pro seasons.

Ben Thortan Hines
RECORD AS MANAGER

| Year | Club | Position | W | L | Year | Club | Position | W | L |
|------|-----------|----------|----|----|------|-----------|----------|----|----|
| 1974 | Ogden | Fourth | 33 | 39 | 1977 | Bluefield | Fourth | 32 | 38 |
| 1975 | Bluefield | First | 42 | 28 | | | | | |



MANNY MOTA

Coach 11

Birth date: February 18, 1938
Birthplace: Santo Domingo, DR
Height: 5-11 **Weight:** 168
Threw and batted right-handed.
Wife's name and wedding date: Margarita Matos (2-16-63)
Children: Cecillia Margarita (11-2-63), Jose Manuel (3-16-65), Andres Albertos (3-4-66), Domingo Rafael (8-4-69), Manuel Rafael (10-6-70), Maria Deloudres (6-7-72), Rafael Manuel (10-23-74), Antonio Nicolas (10-31-77).

When you talk about great pinch-hitters in baseball history, the name Manny Mota goes to the head of the list . . . Mota is in his 20th season with the Dodgers, 10th as a coach . . . Serves as first base coach and hitting instructor . . . Mota was supposed to be retired as a player in '80, but was activated Aug. 29 when Reggie Smith was disabled . . . At age 42 and in his 19th major league season, Mota responded with three pinch-hits in seven at bats, increasing his record career pinch-hit total to 150. . . Has 7th greatest pinch-hit percentage (.299, 150-for-501) . . . As a Dodger, Mota's pinch-hitting average was .322 (106-for-329) . . . His overall batting mark as a Dodger was .315 (605-for-1923) . . . Has overall lifetime batting average of .304 . . . Mota had 15

pinch-hits and hit .357 in 1979, when he eclipsed the old pinch-hit mark of 144 set by Smoky Burgess . . . Mota played for four clubs in his 19-year career - San Francisco, Pittsburgh, Montreal and the Dodgers . . . One of the most popular players in Dodger history, Manny makes his off-season home in the Dominican Republic, where he has his own youth league - The Manny Mota League . . . Managed Licey of the Dominican Winter League in 1982 and 1983, Cambrioso in 1984, when he was selected manager of the year and Escogido in 1985, '86 and '87.

Manuel Geronimo Mota

| Year | Club | Avg. | G | AB | R | H | 2B | 3B | HR | RBI | BB | SO | SB |
|--------------------|---------------|------|------|------|-----|------|-----|----|----|-----|-----|-----|----|
| 1957 | Michigan City | .314 | 126 | 471 | 82 | 148 | 23 | 2 | 7 | 91 | 59 | 45 | 12 |
| 1958 | Danville | .301 | 103 | 385 | 63 | 116 | 20 | 5 | 8 | 55 | 30 | 33 | 5 |
| 1959 | Phoenix | .250 | 21 | 44 | 9 | 11 | 2 | 1 | 1 | 7 | 3 | 2 | 0 |
| 1959 | Springfield | .314 | 65 | 245 | 39 | 77 | 10 | 7 | 3 | 28 | 13 | 17 | 5 |
| 1960 | Harlingen | .307 | 141 | 541 | 76 | 166 | 18 | 10 | 4 | 79 | 52 | 30 | 14 |
| 1961 | Tacoma | .289 | 142 | 484 | 64 | 140 | 13 | 4 | 3 | 43 | 39 | 37 | 5 |
| 1962 | El Paso | .349 | 30 | 109 | 26 | 38 | 9 | 3 | 3 | 7 | 11 | 9 | 6 |
| 1962 | San Francisco | .176 | 47 | 74 | 9 | 13 | 1 | 0 | 0 | 9 | 7 | 8 | 3 |
| 1963 | Columbus | .293 | 75 | 294 | 46 | 86 | 9 | 3 | 5 | 20 | 23 | 26 | 12 |
| 1963 | Pittsburgh | .270 | 59 | 126 | 20 | 34 | 2 | 3 | 0 | 7 | 7 | 18 | 0 |
| 1964 | Pittsburgh | .277 | 115 | 271 | 43 | 75 | 8 | 3 | 5 | 32 | 10 | 31 | 4 |
| 1965 | Pittsburgh | .279 | 121 | 294 | 47 | 82 | 7 | 6 | 4 | 29 | 22 | 32 | 2 |
| 1966 | Pittsburgh | .332 | 116 | 322 | 54 | 107 | 16 | 7 | 5 | 46 | 25 | 28 | 7 |
| 1967 | Pittsburgh | .321 | 120 | 349 | 53 | 112 | 14 | 8 | 4 | 56 | 14 | 46 | 3 |
| 1968 | Pittsburgh | .281 | 111 | 331 | 35 | 93 | 10 | 2 | 1 | 33 | 20 | 19 | 4 |
| 1969 | Montreal-L.A. | .321 | 116 | 383 | 41 | 123 | 7 | 5 | 3 | 30 | 32 | 36 | 6 |
| 1970 | Los Angeles | .305 | 124 | 417 | 63 | 127 | 12 | 6 | 3 | 37 | 47 | 37 | 11 |
| 1971 | Los Angeles | .312 | 91 | 269 | 24 | 84 | 13 | 5 | 0 | 34 | 20 | 20 | 4 |
| 1972 | Los Angeles | .323 | 118 | 371 | 57 | 120 | 16 | 5 | 5 | 48 | 27 | 15 | 4 |
| 1973 | Los Angeles | .314 | 89 | 293 | 33 | 92 | 11 | 2 | 0 | 23 | 25 | 12 | 1 |
| 1974 | Los Angeles | .281 | 66 | 57 | 5 | 16 | 2 | 0 | 0 | 16 | 5 | 4 | 0 |
| 1975 | Los Angeles | .265 | 52 | 49 | 3 | 13 | 1 | 0 | 0 | 10 | 5 | 1 | 0 |
| 1976 | Los Angeles | .288 | 50 | 52 | 1 | 15 | 3 | 0 | 0 | 13 | 7 | 5 | 0 |
| 1977 | Los Angeles | .395 | 49 | 38 | 5 | 15 | 1 | 0 | 1 | 4 | 10 | 0 | 1 |
| 1978 | Los Angeles | .303 | 37 | 33 | 2 | 10 | 1 | 0 | 0 | 6 | 3 | 4 | 0 |
| 1979 | Los Angeles | .357 | 47 | 42 | 1 | 15 | 0 | 0 | 0 | 3 | 3 | 4 | 0 |
| 1980 | Los Angeles | .429 | 7 | 7 | 0 | 3 | 0 | 0 | 0 | 2 | 0 | 0 | 0 |
| 1982 | Los Angeles | .000 | 1 | 1 | 0 | 0 | 0 | 0 | 0 | 0 | 0 | 0 | 0 |
| ML Totals-20 years | | .304 | 1536 | 3779 | 496 | 1149 | 125 | 52 | 31 | 438 | 289 | 320 | 50 |

LEAGUE CHAMPIONSHIP SERIES STATISTICS

| Year | Club, Opp. | Avg. | G | AB | R | H | 2B | 3B | HR | RBI | BB | SO | SB |
|------------|----------------|-------|---|----|---|---|----|----|----|-----|----|----|----|
| 1974 | L.A. vs. Pitt. | .333 | 3 | 3 | 0 | 1 | 0 | 0 | 0 | 1 | 0 | 0 | 0 |
| 1977 | L.A. vs. Phil. | 1.000 | 1 | 1 | 1 | 1 | 1 | 0 | 0 | 0 | 0 | 0 | 0 |
| 1978 | L.A. vs. Phil. | 1.000 | 2 | 1 | 0 | 1 | 1 | 0 | 0 | 0 | 0 | 0 | 0 |
| LCS Totals | | .600 | 6 | 5 | 1 | 3 | 2 | 0 | 0 | 1 | 0 | 0 | 0 |

WORLD SERIES STATISTICS

| Year | Club, Opp. | Avg. | G | AB | R | H | 2B | 3B | HR | RBI | BB | SO | SB |
|-----------|---------------|------|---|----|---|---|----|----|----|-----|----|----|----|
| 1974 | L.A. vs. Oak. | | | | | | | | | | | | |
| 1977 | L.A. vs. N.Y. | .000 | 3 | 3 | 0 | 0 | 0 | 0 | 0 | 0 | 0 | 0 | 0 |
| 1978 | L.A. vs. N.Y. | .000 | 1 | 0 | 0 | 0 | 0 | 0 | 0 | 0 | 0 | 0 | 0 |
| WS Totals | | .000 | 4 | 3 | 0 | 0 | 0 | 0 | 0 | 0 | 0 | 0 | 0 |



RON PERRANOSKI

Coach 16

Birth date: March 1, 1936

Birthplace: Peterson, NJ

Height: 6-0 **Weight:** 180

Threw and batted left-handed

Wife's name and wedding date:

June (7-14-87)

Children: Ron

(7-8-61), Brad (7-21-62) and

Mike (7-5-67)

Ron Perranoski's 1988 pitching staff was one of the finest in baseball . . . The staff led the league in shutouts and complete games, and

finished 2nd in earned run average . . . He has served the last eight years as major league pitching coach, after serving as a Dodger

minor league instructor since 1973 . . . Perranoski's pitching staff had the lowest ERA in baseball in 1985 with a 2.96 mark, and they have finished first in the National League's ERA race eight of the last nine years . . . His debut as pitching coach in 1981 was hard to match for excitement with the debut of Fernando Valenzuela and the growth of young bullpen enroute to a World Series title . . . Perranoski was an outstanding relief pitcher for the Dodgers from 1961 through 1967 and in 1972 . . . He compiled a lifetime record of 79-74 while pitching for Los

Angeles, Minnesota, Detroit and California in his 13-year major league career . . . Perranoski led the National League in games pitched in 1962 (70) and 1963 (69) and tied for the NL lead in 1967 (70) . . . He pitched in the World Series for the Dodgers in 1963, 1965 and 1966 . . . his top winning season was 1963, when he compiled a 16-3 record for the Dodgers and led the National League in winning percentage with an .842 mark . . . elected to national Polish American Sports Hall of Fame in 1983.

Ronald Peter Perranoski

| Year | Club | W-L | ERA | G | GS | CG | SHO | SV | IP | H | R | ER | BB | SO |
|--------------------|-------------|-------|------|-----|----|----|-----|-----|--------|------|-----|-----|-----|-----|
| 1958 | Forth Worth | 0-0 | 9.00 | 2 | - | - | - | - | 4.0 | 9 | 4 | 4 | 0 | 3 |
| | Burlington | 5-9 | 6.43 | 18 | 13 | 2 | 1 | - | 84.0 | 99 | 70 | 60 | 47 | 92 |
| 1959 | San Antonio | 11-10 | 3.12 | 37 | 26 | 10 | 2 | - | 199.0 | 188 | 89 | 69 | 85 | 139 |
| 1960 | Montreal | 9-8 | 2.87 | 47 | 13 | 7 | 3 | - | 138.0 | 135 | 51 | 44 | 53 | 81 |
| | St. Paul | 3-3 | 1.58 | 10 | 5 | 3 | 2 | - | 40.0 | 33 | 13 | 7 | 10 | 33 |
| 1961 | Los Angeles | 7-5 | 2.64 | 53 | 1 | 0 | 0 | 6 | 92.0 | 82 | 31 | 27 | 41 | 56 |
| 1962 | Los Angeles | 6-6 | 2.85 | 70 | 0 | 0 | 0 | 20 | 107.0 | 103 | 40 | 34 | 36 | 68 |
| 1963 | Los Angeles | 16-3 | 1.67 | 69 | 0 | 0 | 0 | 21 | 129.0 | 112 | 30 | 24 | 43 | 75 |
| 1964 | Los Angeles | 5-7 | 3.09 | 72 | 0 | 0 | 0 | 14 | 125.0 | 128 | 62 | 43 | 46 | 79 |
| 1965 | Los Angeles | 6-6 | 2.24 | 59 | 0 | 0 | 0 | 17 | 105.0 | 85 | 28 | 26 | 40 | 53 |
| 1966 | Los Angeles | 6-7 | 3.18 | 55 | 0 | 0 | 0 | 7 | 82.0 | 82 | 32 | 29 | 31 | 50 |
| 1967 | Los Angeles | 6-7 | 2.45 | 70 | 0 | 0 | 0 | 16 | 110.0 | 97 | 36 | 30 | 45 | 75 |
| 1968 | Minnesota | 8-7 | 3.10 | 66 | 0 | 0 | 0 | 6 | 87.0 | 86 | 36 | 30 | 38 | 65 |
| 1969 | Minnesota | 9-10 | 2.11 | 75 | 0 | 0 | 0 | 31 | 120.0 | 85 | 32 | 28 | 52 | 62 |
| 1970 | Minnesota | 7-8 | 2.43 | 67 | 0 | 0 | 0 | 34 | 111.0 | 108 | 38 | 30 | 42 | 55 |
| 1971 | Minnesota | 1-4 | 6.75 | 36 | 0 | 0 | 0 | 5 | 43.0 | 60 | 39 | 32 | 28 | 21 |
| | Detroit | 0-1 | 2.50 | 11 | 0 | 0 | 0 | 2 | 18.0 | 16 | 9 | 5 | 3 | 8 |
| 1972 | Detroit | 0-1 | 7.58 | 17 | 0 | 0 | 0 | 0 | 19.0 | 23 | 16 | 16 | 8 | 10 |
| | Los Angeles | 2-0 | 2.65 | 9 | 0 | 0 | 0 | 0 | 17.0 | 19 | 8 | 5 | 8 | 5 |
| 1973 | California | 0-2 | 4.09 | 8 | 0 | 0 | 0 | 0 | 11.0 | 11 | 5 | 5 | 7 | 5 |
| AL Totals-6 years | | 25-33 | 3.21 | 280 | 0 | 0 | 0 | 78 | 409.0 | 389 | 175 | 146 | 178 | 226 |
| NL Totals-8 years | | 54-41 | 2.56 | 457 | 1 | 0 | 0 | 101 | 767.0 | 708 | 267 | 218 | 290 | 461 |
| ML Totals-13 years | | 79-74 | 2.79 | 737 | 1 | 0 | 0 | 179 | 1176.0 | 1097 | 442 | 364 | 468 | 687 |

LEAGUE CHAMPIONSHIP SERIES STATISTICS

| Year | Club, Opp. | W-L | ERA | G | GS | CG | SHO | SV | IP | H | R | ER | BB | SO |
|------------|----------------|-----|-------|---|----|----|-----|----|-----|----|---|----|----|----|
| 1969 | Minn. vs. Bal. | 0-1 | 3.85 | 3 | 0 | 0 | 0 | 0 | 4.2 | 8 | 3 | 2 | 0 | 2 |
| 1970 | Minn. vs. Bal. | 0-0 | 22.50 | 2 | 0 | 0 | 0 | 0 | 2.1 | 5 | 5 | 5 | 1 | 3 |
| LCS Totals | | 0-1 | 9.00 | 5 | 0 | 0 | 0 | 0 | 7.0 | 13 | 8 | 7 | 1 | 5 |

WORLD SERIES STATISTICS

| Year | Club, Opp. | W-L | ERA | G | GS | CG | SHO | SV | IP | H | R | ER | BB | SO |
|-----------|----------------|-----|------|---|----|----|-----|----|-----|---|---|----|----|----|
| 1963 | L.A. vs. N.Y. | 0-0 | 0.00 | 1 | 0 | 0 | 0 | 0 | 1.0 | 1 | 0 | 0 | 0 | 1 |
| 1965 | L.A. vs. Minn. | 0-0 | 6.75 | 2 | 0 | 0 | 0 | 0 | 4.0 | 3 | 3 | 3 | 4 | 1 |
| 1966 | L.A. vs. Bal. | 0-0 | 6.00 | 2 | 0 | 0 | 0 | 0 | 3.0 | 4 | 2 | 2 | 1 | 2 |
| WS Totals | | 0-0 | 5.63 | 5 | 0 | 0 | 0 | 0 | 8.0 | 8 | 5 | 5 | 5 | 4 |



BILL RUSSELL

Coach 18

Birth date: September 21, 1948

Birthplace: Pittsburg, KS

Height: 6-0 **Weight:** 187

Threw and batted right-handed

Wife's name and wedding date:

Mary Anne (9-14-68)


Children: Amy Lynn (5-26-70),

Cynthia Ann (7-25-73)

The "dean" of the Dodgers retired following the 1986 season and became a coach following in the footsteps of Monty Basgall . . . Basgall, who retired after the season, was the coach who helped convert Russell into a shortstop . . . Russell played 17 years and 106 days with the Dodgers after joining them in 1969 . . . Had his first managerial experience this past winter with the Licey team in Santo Domingo, Dominican Republic before returning home due to family concerns . . . Only one Dodger in the history of the club played longer (Zack Wheat played 18 years - 1909-26) . . . Russell played in 105 games for the Dodgers in 1986 to move his career total to 2,181 . . . Only one Dodger played in more games (Wheat played in 2,322) . . . Russell ranks among the all-time Dodger leaders in all offensive categories but home runs . . . The 1984 season saw Russell become the all-time Los Angeles Dodger leader in games played as he moved to the head of the list ahead of Willie Davis on June 25 against San Diego at 1,953 and then capped the season off on the last day by playing in his 2,000th game . . . He was the Dodgers starter at shortstop on Opening Day, a post he held 11 of 12 years from 1973-84 (he did not start in 1980) . . . On April 23, 1984, Russell made his first start in center field since Aug. 20, 1971 . . . Russell was one of the greatest clutch hitters in Dodger history, but his greatest accomplishment as "dean" of the club came in the clubhouse in 1983 . . . Seemingly headed in reverse and trailing Atlanta by 6 1/2 games, Russell was one of several Dodg-

ers to speak at a team meeting in Cincinnati after a 9-2 defeat on Aug. 10 . . . The meeting brought the Dodgers together as a unit and they eventually rebounded to capture the Western Division title . . . The 1982 season was a comeback year for Russell after undergoing winter surgery to remove a piece of plastic inserted in his right index finger as well as to remove a broken bone in his left foot and arthritis under his big toe . . . Went 26 games without an error from Aug. 18-Sept. 15 . . . Came on strong after All-Star break, hitting .327 in August, .323 in Sept.-Oct. and .324 in the surge that saw the Dodgers go from 10 1/2 games behind Atlanta to three games in front in August . . . Russell was voted the starting shortstop for the 1980 All-Star Game at Dodger Stadium, as he was hitting .291 at the break, but struggled after that . . . He injured his right wrist as he slipped rounding second base Aug. 7 at Atlanta . . . His season ended prematurely Sept. 12 in Cincinnati, when he suffered a broken index finger on his right hand when struck by a Mike LaCoss pitch . . . Break was so serious, pins were inserted in Sept. 14 surgery and were not removed until Jan. 12 . . . Prior to the injury, Russell had a string of 47 games without an error (July 17-Sept. 9) . . . Russell had big years in 1977 and 1978 as the Dodgers won pennants . . . He turned in his finest year in '78, when he hit .266 and was second on the club with 179 hits . . . He was the hero in the fourth and deciding game of the LCS, driving in the winning run in the 10th inning to give the Dodgers a 4-3

LOS ANGELES DODGER TRAINERS



Bill Buhler



Charlie Strasser



Pat Screnar

BILL BUHLER, *Head Trainer*, joined the Dodgers in 1952 as a trainer for the minor leagues. He was appointed the Dodgers assistant in 1957, and in 1960 became the head trainer. During his tenure as head trainer, Buhler has brought several new ideas to the game, including the "Steve Yeager Throat Guard" which he designed in 1977. Buhler graduated from Valparaiso University in 1952 with a degree in Physical Education. He is certified by the National Athletic Trainers Association and is also a licensed X-Ray technician.

CHARLIE STRASSER, *Assistant Trainer*, has served with the Los Angeles Dodgers since 1985. Prior to coming to Los Angeles, Strasser worked as a trainer in the Dodgers' minor league system for seven years. He also worked as a trainer for the Cleveland Cavaliers for six years. Strasser graduated from Indiana University in 1972 with a Bachelor of Science degree in athletic training-physical education. He is currently pursuing a master's degree at Cal Poly Pomona in exercise physiology - sports emphasis.

PAT SCRENAR, *Physical Therapist*, joined the Dodgers in February, 1981. He is responsible for developing therapy programs for injured players and planning individual exercise programs. Screnar received a Bachelor of Science degree in physical education from the University of Montana in 1975, and spent 18 months in graduate work at Children's Hospital in Los Angeles. He worked two and one-half years as a therapist in Dr. Frank Jobe's Southwestern Orthopedic Clinic prior to joining the Dodgers.


CLUBHOUSE PERSONNEL

Nobe Kawano, Dodger Clubhouse Manager
 Dave Wright, Dodger Assistant Clubhouse Manager
 Jim Muhe, Visiting Clubhouse Manager
 Ralph Rivera, Visiting Clubhouse
 Jerry Turner, Visiting Clubhouse

DODGER STEALS RECORD 38 STRAIGHT BASES

Former Dodger base-stealing artist Davey Lopes set a new Major League record in 1975 by stealing 38 consecutive bases without being thrown out. His efforts erased the old mark of 31 set by Max Carey of Pittsburgh in 1922. Lopes began his history-making string on June 10 by stealing second base against Montreal in the first inning. He stole his 38th straight base in the seventh inning of a game with the Expos on August 24, but was thrown out by Montreal catcher Gary Carter in the 12th inning of the same game to end the string.

THE PLAYERS





DAVE ANDERSON

Infielder 10

Birth date: August 1, 1960
Birthplace: Louisville, KY
Bats: Right **Throws:** Right
Height: 6-2 **Weight:** 184
M.L. Service: 5 years and 150 days
How Obtained: Selected by Los Angeles in 1st round of Free Agent Draft, June 8, 1981; signed on June 10 by Carl Loewenstine

1988 Notes: Played in 116 games (second most in career) and batted .249 with 20 RBI... Missed the NLCS with back problems and appeared in just one World Series game... His .249 average was his second highest as a major leaguer... 20 RBI total was his most since 1984, his first full season in the majors... Batted .400 in April as reserve player... An injury to Alfredo Griffin gave him the starting shortstop role on May 22 and he went on to start 27 straight games and 60 of 61 games... He hit .289 in May and had a season-high three hits on May 26 at Philadelphia... Hit his first home run on May 24 vs. the Phillies... Had a productive June, batting .306 (26-for-85) and hit safely in 16 of 28 games and had a season high four-game hitting streak... At one point in June, he had seven RBI in five games (June 20-25)... Remained the starting shortstop through July and batted just .170, starting in 27 games... With Griffin back in the lineup in Aug., he assumed starting roles at third and second, as well as short and batted .333 for the month... Hit his second home run on Aug. 21 vs. Expos... Played in just eight games in Sept. due to back problems and batted .125... Totalled 21 multiple-hit games... Made just five errors all season and only one after July 26 at San Francisco... Started games at shortstop, third base and second base.

M.L. Career: 1987-Ended the year undergoing surgery to repair a labral tear to his left shoulder on Oct. 6... Batted .234 for the year with 13 RBI... Assumed the starting shortstop role when Mariano Duncan went down with

an injury... In that starting role slot, he put together a career high 10-game hitting streak and batted .333 (14-for-32) from June 10-28... Had 12 multiple-hit games, including two three-hit games... Only home run came off Mike Scott on June 20 at Houston... Played second, third and short.

1986-Started the year with a hot bat, batting .385 and put together an eight-game hitting streak... Stayed relatively injury-free until he was hit by a pitch from San Diego's Andy Hawkins on June 21, fracturing the baby finger on his right hand and did not play again until Aug. 19... Had one home run on Sept. 19 at Cincinnati... Batted .245 (3rd best in pro career) on the year with 15 RBI.

1985-Started the season as the starting shortstop, winning the position over veteran Bill Russell... But chronic back problems would plague him for most of the season and he lost the starting role to Mariano Duncan after being placed on the DL on April 29 with a torn disc in his lower back... Was also placed on the DL on July 31 with a sprained back... Batted just .199 in 77 games and played part of the season in Albuquerque and hit .289 in 28 games.

1984-Hit .396 in spring training and won the battle with Bill Russell for the starting shortstop role... Had his finest offensive year, batting .251 in 121 games and stole a career high 15 bases in 20 attempts.

1983-Started the year in Albuquerque, but while in Los Angeles undergoing treatment for a sacroiliac sprain in his back, was recalled by the Dodgers... Made

his major league debut on May 8 as the starting shortstop vs. St. Louis . . . Collected his first major league hit and scored his first run on May 18 vs. Montreal . . . First home run was off the Giants' Scott Garrelts, minutes after the Dodgers found out they had clinched the 1983 Western Division . . . Batted .165 for the year in 61 games.

Minor League Notes: 1982-Was named the number one prospect in the Pacific Coast League by coaches and managers in his first full season in pro ball . . . Batted

.343 in 132 games. **1981**-Batted .270 at Vero Beach and closed the season by hitting .400 the last two weeks.

Personal: Attended Gibbs High School in St. Petersburg and was a Sporting News All-America while setting 14 school records his junior year at Memphis State . . . Was an accounting major at Memphis State . . . Likes to golf and fish . . . Was married on Dec. 29, 1979 . . . Wife's name is Gina and they have two children, Christa Nicole (1-3-84) and Ryan David (12-14-86).

David Carter Anderson

| Year | Club | Avg. | G | AB | R | H | 2B | 3B | HR | RBI | BB | SO | SB |
|-------------------|-------------|------|-----|------|-----|-----|----|----|----|-----|-----|-----|----|
| 1981 | Vero Beach | .270 | 65 | 200 | 44 | 54 | 8 | 1 | 0 | 18 | 49 | 34 | 15 |
| 1982 | Albuquerque | .343 | 132 | 507 | 100 | 174 | 19 | 7 | 5 | 76 | 54 | 65 | 43 |
| 1983 | Albuquerque | .407 | 9 | 27 | 10 | 11 | 1 | 1 | 0 | 3 | 8 | 3 | 4 |
| | Los Angeles | .165 | 61 | 115 | 12 | 19 | 4 | 2 | 1 | 2 | 12 | 15 | 6 |
| 1984 | Los Angeles | .251 | 121 | 374 | 51 | 94 | 16 | 2 | 3 | 34 | 45 | 55 | 15 |
| 1985 | Los Angeles | .199 | 77 | 221 | 24 | 44 | 6 | 0 | 4 | 18 | 35 | 42 | 5 |
| | Albuquerque | .289 | 28 | 97 | 23 | 28 | 7 | 0 | 3 | 16 | 22 | 17 | 10 |
| 1986 | Los Angeles | .245 | 92 | 216 | 31 | 53 | 9 | 0 | 1 | 15 | 22 | 39 | 5 |
| 1987 | Los Angeles | .234 | 108 | 265 | 32 | 62 | 12 | 3 | 1 | 13 | 24 | 43 | 9 |
| 1988 | Los Angeles | .249 | 116 | 285 | 31 | 71 | 10 | 2 | 2 | 20 | 32 | 45 | 4 |
| ML Totals-6 years | | .232 | 575 | 1476 | 181 | 343 | 57 | 9 | 12 | 102 | 170 | 239 | 44 |

GW-RBI: 1983-0, 1984-1, 1985-4, 1986-1, 1987-0, 1988-2. Total-8.

vs. NATIONAL LEAGUE

| | 1988 | | | | | Career | | | | |
|---------------|------|-----|----|----|-----|--------|------|-----|----|-----|
| | Avg. | AB | H | HR | RBI | Avg. | AB | H | HR | RBI |
| vs. West | | | | | | | | | | |
| Atlanta | .333 | 24 | 8 | 0 | 4 | .235 | 217 | 51 | 1 | 15 |
| Cincinnati | .286 | 42 | 12 | 0 | 4 | .254 | 185 | 47 | 2 | 17 |
| Houston | .138 | 29 | 4 | 0 | 0 | .277 | 148 | 41 | 1 | 10 |
| San Diego | .294 | 34 | 10 | 0 | 4 | .194 | 149 | 29 | 1 | 8 |
| San Francisco | .174 | 23 | 4 | 0 | 0 | .158 | 145 | 23 | 2 | 7 |
| West Total | .250 | 152 | 38 | 0 | 12 | .226 | 844 | 191 | 7 | 57 |
| vs. East | | | | | | | | | | |
| Chicago | .258 | 31 | 8 | 0 | 2 | .256 | 109 | 28 | 1 | 9 |
| Montreal | .286 | 14 | 4 | 1 | 3 | .223 | 103 | 23 | 1 | 8 |
| New York | .267 | 15 | 4 | 0 | 0 | .227 | 110 | 25 | 2 | 5 |
| Philadelphia | .474 | 19 | 9 | 1 | 2 | .306 | 72 | 22 | 1 | 5 |
| Pittsburgh | .115 | 26 | 3 | 0 | 0 | .193 | 114 | 22 | 0 | 9 |
| St. Louis | .179 | 28 | 5 | 0 | 1 | .258 | 124 | 32 | 0 | 9 |
| East Total | .248 | 133 | 33 | 2 | 8 | .240 | 632 | 152 | 5 | 45 |
| 1988 Totals | .249 | 285 | 71 | 2 | 20 | .232 | 1476 | 343 | 12 | 102 |

| | | | | | |
|------------|------|-----|----|---|----|
| Home | .227 | 132 | 30 | 1 | 11 |
| Away | .268 | 153 | 41 | 1 | 9 |
| Day | .307 | 101 | 31 | 1 | 6 |
| Night | .217 | 184 | 40 | 1 | 14 |
| 1st Half | .297 | 145 | 43 | 1 | 16 |
| 2nd Half | .200 | 140 | 28 | 1 | 4 |
| vs. RHP | .250 | 168 | 42 | 2 | 16 |
| vs. LHP | .248 | 117 | 29 | 0 | 4 |
| Pinch-Hit | .286 | 7 | 2 | 0 | 0 |
| In April | .400 | 5 | 2 | 0 | 0 |
| May | .289 | 38 | 11 | 1 | 3 |
| June | .306 | 85 | 26 | 0 | 11 |
| July | .170 | 94 | 16 | 0 | 3 |
| August | .333 | 39 | 13 | 1 | 2 |
| Sept.-Oct. | .125 | 24 | 3 | 0 | 1 |

Longest Streak 1988 4 games (3 times)
Career 10 games in 1987

ANDERSON'S BEST

Season

Avg.: .251 in 1984
Hits: 94 in 1984
HR: 4 in 1985
RBI: 34 in 1984

Game

Most Hits: 3 (10 times),
last time, June 20, 1988 vs.
Atlanta
Most RBI: 2 (13 times),
last time, June 24, 1988 at
Cincinnati
Most HR: 1 (12 times), last
time, August 21, 1988 vs.
Montreal

LEAGUE CHAMPIONSHIP SERIES STATISTICS

| Year | Club, Opp. | Avg. | G | AB | R | H | 2B | 3B | HR | RBI | BB | SO | SB |
|------------|-----------------|------|---|----|---|---|----|----|----|-----|----|----|----|
| 1983 | L.A. vs. Phil. | | | | | | | | | | | | |
| 1985 | L.A. vs. St. L. | .000 | 4 | 5 | 1 | 0 | 0 | 0 | 0 | 0 | 3 | 1 | 0 |
| 1988 | L.A. vs. Mets | | | | | | | | | | | | |
| LCS Totals | | .000 | 4 | 5 | 1 | 0 | 0 | 0 | 0 | 0 | 3 | 1 | 0 |

WORLD SERIES STATISTICS

| Year | Club, Opp. | Avg. | G | AB | R | H | 2B | 3B | HR | RBI | BB | SO | SB |
|------|---------------|------|---|----|---|---|----|----|----|-----|----|----|----|
| 1988 | L.A. vs. Oak. | .000 | 1 | 1 | 0 | 0 | 0 | 0 | 0 | 0 | 0 | 1 | 0 |

ADDITIONAL BATTING STATISTICS

| Year | IBB | HP | SF | SH | CS | TB | Year | IBB | HP | SF | SH | CS | TB |
|-----------|-----|----|----|----|----|-----|------|-----|----|----|----|-----|----|
| 1983 | 1 | 0 | 0 | 4 | 3 | 30 | 1986 | 1 | 0 | 1 | 2 | 1 | 65 |
| 1984 | 4 | 2 | 5 | 7 | 5 | 123 | 1987 | 1 | 1 | 1 | 6 | 5 | 83 |
| 1985 | 3 | 1 | 1 | 4 | 4 | 62 | 1988 | 4 | 1 | 2 | 5 | 2 | 91 |
| ML Totals | | | | | | | 14 | 5 | 10 | 28 | 20 | 454 | |

ANDERSON'S CAREER TRANSACTIONS

Selected by the Los Angeles Dodgers in 1st round of free agent draft, June 8, 1981; signed on June 1981 by Carl Loewenstine.



TIM BELCHER

Right-handed pitcher 49

Birth date: October 19, 1961

Birthplace: Sparta, OH

Bats: Right **Throws:** Right

Height: 6-3 **Weight:** 210

M.L. Service: 1 year and 32 days

How Obtained: Traded to Dodgers as player to be named later from Oakland for pitcher Rick Honeycutt on August 29, 1987. Trade completed on September 3, 1987

1988 Notes: Had a strong rookie campaign, posting a 12-6 record and finishing third in the BBWAA Rookie of the Year race, behind Chris Sabo (Reds) and Mark Grace (Cubs) . . . Also compiled four saves on the year . . . Was chosen to Topps' Rookie All-Star Squad and was named Baseball America's N.L. Rookie of the Year . . . Had career-highs with 12 wins, 36 games, 27 starts, four complete games, four saves, 179.2 innings pitched and 152 strikeouts . . . Had the Dodgers' longest winning streak with seven, also his career high . . . Was a reliever when the season started and he appeared in four games in April, notching his first save on April 8 at Atlanta . . . But by mid-April he received his first start on April 16 vs. Atlanta and worked 7.0 innings for the win . . . He started five games in

May and posted a 2-1 record . . . Tossed his first major league complete game on May 15 vs. Philadelphia and won 9-2 while striking out a career-high eight . . . In June, he was a starter and reliever and recorded a 2-2 record with one save . . . June 18 he defeated the Padres, 3-0 and it would be the start of his seven-game winning streak . . . He was becoming one of the top pitchers on the staff in July, posting a 2-0 record with wins over Chicago (July 17) and Pittsburgh (July 22) . . . Also picked up two saves on consecutive nights (July 4-5) over the St. Louis Cardinals . . . Improved his overall record to 7-4 with four saves . . . Final relief appearance was July 5 vs. the Cards . . . Continued to improve, and won three games in Aug. without a loss . . . Totalled 33

strikeouts in Aug. and was 10-4 by month's end . . . Equalled his season-high eight strikeouts in a game three times (Aug. 6 vs. Houston, Aug. 26 vs. the Phillies and Aug. 31 vs. Montreal) in the month of August . . . In September, he posted a 1.21 ERA in five games and was 1-2 during the month . . . Pitched his first big league shutout on Sept. 20 at Houston in a 6-0 win . . . Pitched his second complete game and allowed just three hits and an unearned run on Sept. 16 at Cincinnati, but lost to Tom Browning's perfect game . . . Had his first major league home run on Sept. 11 vs. the Reds at Dodger Stadium . . . Closed the regular season winning nine of his last 11 decisions . . . Had 10 no decisions in his 26 starts . . . Dodgers' were 17-10 in games he started . . . Was 7-2 with a 2.31 ERA after the All-Star break . . . Opponents hit just .217 . . . Was 6-2 in day games . . . Posted 6-3 records both at home and on the road . . . Left-handers hit just .212 against Belcher . . . Went 7.0 or more innings in 10 games . . . Was the N.L. Top Rookie Relief man with four saves in five save opportunities . . . Was 2-0 in the NLCS, winning Game 2, 6-3 in Los Angeles and struck out 10 . . . Won Game 5 in N.Y. (7-4) . . . Started Game 1 of the World Series, but after giving up a grand slam to Jose Canseco in the second, was knocked out of the game . . . Won 4-3 in Game 4 at Oakland.

M.L. Career: 1987-Was acquired as the player to be named later from Oakland on Sept. 3 in the trade of Rick Honeycutt . . . Made his major league debut on Sept. 6 vs. the Mets and won in relief,

pitching two shutout innings . . . Made his first big league start on Sept. 9 vs. Cincinnati and lost 4-1 . . . Won his next three starts, defeating Houston, Atlanta and San Diego . . . First major league hit was Sept. 20 vs. Atlanta . . . Had surgery Oct. 19 to repair right inguinal hernia . . . Finished 4-2 with a 2.38 ERA in 34.0 innings pitched.

Minor League Notes: Started the year at Tacoma where he was 9-11 with a 4.42 ERA . . . Pitched 163.0 innings and walked a league high 133, but struck out 136. 1986-Was nagged by injuries most of the year, but closed the season with two wins and went 6.0 innings, allowing one run in both starts . . . Was 2-5 with a 6.57 ERA in nine games . . . Walked 22 in 37.0 innings and struck out 25. 1985-Spent entire season at Huntsville (AA) and was 11-10 with a 4.69 ERA . . . Showed signs of a power pitcher with 90 strikeouts in 149.2 innings pitched. 1984-First year in professional ball and started the season with Madison (A) and posted a 9-4 record 3.57 ERA . . . Proved to be a hard thrower with 111 strikeouts in 98.1 innings . . . Promoted to Albany (AA) and went 3-4 with a 3.33 ERA in 10 games.

Personal: Graduated from Highland High School in 1980 and attended Mt. Vernon (Ohio) Nazarene College for three years . . . Was first selection in the nation by the Yankees in the January, 1984 draft secondary phase . . . Was a member of the U.S. Pan American Team in 1982 . . . Wife's name is Teresa . . . Married on November 10, 1984.

Timothy Wayne Belcher

| Year | Club | W-L | ERA | G | GS | CG | SHO | SV | IP | H | R | ER | BB | SO |
|-------------------|-------------|-------|------|----|----|----|-----|----|-------|-----|----|----|-----|-----|
| 1984 | Madison | 9-4 | 3.57 | 16 | 16 | 3 | 1 | 0 | 98.1 | 80 | 45 | 39 | 48 | 111 |
| | Albany | 3-4 | 3.33 | 10 | 10 | 2 | 0 | 0 | 54.0 | 37 | 30 | 20 | 41 | 40 |
| 1985 | Huntsville | 11-10 | 4.69 | 29 | 26 | 3 | 1 | 0 | 149.2 | 145 | 99 | 78 | 99 | 90 |
| 1986 | Huntsville | 2-5 | 6.57 | 9 | 9 | 0 | 0 | 0 | 37.0 | 50 | 28 | 27 | 22 | 25 |
| 1987 | Tacoma | 9-11 | 4.42 | 29 | 28 | 2 | 1 | 0 | 163.0 | 143 | 89 | 80 | 133 | 136 |
| | Los Angeles | 4-2 | 2.38 | 6 | 5 | 0 | 0 | 0 | 34.0 | 30 | 11 | 9 | 7 | 27 |
| 1988 | Los Angeles | 12-6 | 2.91 | 36 | 27 | 4 | 1 | 4 | 179.2 | 143 | 65 | 58 | 51 | 152 |
| ML Totals-2 years | | 16-8 | 2.82 | 42 | 32 | 4 | 1 | 4 | 213.2 | 173 | 76 | 67 | 58 | 175 |

GW-RBI: 1987-0, 1988-0. Total-0.

vs. NATIONAL LEAGUE

| | W-L | ERA | 1988 | | | | Career | | | | | |
|---------------|------|------|-------|----|-----|----|----------------------------------------------------------------------------------------------------------------------------------------------------------------------------------------------------------------------------------------------------------------------------------------------------------|------|-------|----|-----|----|
| | | | IP | ER | SO | SV | W-L | ERA | IP | ER | SO | SV |
| vs. West | | | | | | | | | | | | |
| Atlanta | 1-0 | 1.50 | 18.0 | 3 | 13 | 1 | 2-0 | 2.25 | 24.0 | 6 | 17 | 1 |
| Cincinnati | 1-1 | 3.54 | 28.0 | 11 | 26 | 1 | 1-2 | 3.54 | 33.0 | 13 | 28 | 1 |
| Houston | 2-1 | 2.37 | 19.0 | 5 | 16 | 0 | 3-1 | 2.42 | 26.0 | 7 | 20 | 0 |
| San Diego | 1-1 | 2.92 | 12.1 | 4 | 7 | 0 | 2-1 | 2.79 | 19.1 | 6 | 13 | 0 |
| San Francisco | 2-1 | 1.82 | 29.2 | 6 | 25 | 0 | 2-2 | 1.47 | 36.2 | 6 | 31 | 0 |
| West Total | 7-4 | 2.44 | 107.0 | 29 | 87 | 2 | 10-6 | 2.46 | 139.0 | 38 | 109 | 2 |
| vs. East | | | | | | | | | | | | |
| Chicago | 1-1 | 4.24 | 17.0 | 8 | 16 | 0 | 1-1 | 4.24 | 17.0 | 8 | 16 | 0 |
| Montreal | 0-0 | 3.57 | 17.2 | 7 | 17 | 0 | 0-0 | 3.57 | 17.2 | 7 | 17 | 0 |
| New York | 0-1 | 5.14 | 7.0 | 4 | 6 | 0 | 1-1 | 4.00 | 9.0 | 4 | 7 | 0 |
| Philadelphia | 2-0 | 2.12 | 17.0 | 4 | 16 | 0 | 2-0 | 2.12 | 17.0 | 4 | 16 | 0 |
| Pittsburgh | 2-0 | 4.91 | 11.0 | 6 | 9 | 0 | 2-0 | 4.91 | 11.0 | 6 | 9 | 0 |
| St. Louis | 0-0 | 0.00 | 3.0 | 0 | 1 | 2 | 0-0 | 0.00 | 3.0 | 0 | 1 | 2 |
| East Total | 5-2 | 3.59 | 72.2 | 29 | 65 | 2 | 6-2 | 3.49 | 74.2 | 29 | 66 | 2 |
| 1988 Totals | 12-6 | 2.91 | 179.2 | 58 | 152 | 4 | 16-8 | 2.82 | 213.2 | 67 | 175 | 4 |
| Home | 6-3 | 2.90 | 77.2 | 25 | 57 | 2 | BELCHER'S BEST Season W: 12 in 1988 ERA: 2.38 in 1987 (179.2 IP) SV: 4 in 1988 IP: 179.2 in 1988 SO: 152 in 1988 Win Strk: 7 in 1988 Game Low Hit: 3, September 16, 1988 at Cincinnati SO: 8 (5 times), last time August 26, 1988 at Philadelphia | | | | | |
| Away | 6-3 | 2.91 | 102.0 | 33 | 95 | 2 | | | | | | |
| Day | 6-2 | 3.18 | 62.1 | 2 | 53 | 0 | | | | | | |
| Night | 6-4 | 2.76 | 117.1 | 36 | 99 | 4 | | | | | | |
| 1st Half | 5-4 | 3.77 | 76.1 | 32 | 70 | 4 | | | | | | |
| 2nd Half | 7-2 | 2.26 | 103.1 | 26 | 82 | 0 | | | | | | |
| In April | 1-1 | 2.82 | 22.1 | 7 | 24 | 1 | | | | | | |
| May | 2-1 | 4.65 | 31.0 | 16 | 26 | 0 | | | | | | |
| June | 2-2 | 4.05 | 20.0 | 9 | 19 | 1 | | | | | | |
| July | 2-0 | 1.77 | 20.1 | 4 | 15 | 2 | | | | | | |
| August | 3-0 | 3.50 | 43.2 | 17 | 33 | 0 | | | | | | |
| Sept.-Oct. | 2-2 | 1.06 | 42.1 | 5 | 35 | 0 | | | | | | |

LEAGUE CHAMPIONSHIP SERIES STATISTICS

| Year | Club, Opp. | W-L | ERA | G | GS | CG | SHO | SV | IP | H | R | ER | BB | SO |
|------|---------------|-----|------|---|----|----|-----|----|------|----|---|----|----|----|
| 1988 | L.A. vs. Mets | 2-0 | 4.11 | 2 | 2 | 0 | 0 | 0 | 15.1 | 12 | 7 | 7 | 4 | 16 |

WORLD SERIES STATISTICS

| Year | Club, Opp. | W-L | ERA | G | GS | CG | SHO | SV | IP | H | R | ER | BB | SO |
|------|---------------|-----|------|---|----|----|-----|----|-----|----|---|----|----|----|
| 1988 | L.A. vs. Oak. | 1-0 | 6.23 | 2 | 2 | 0 | 0 | 0 | 8.2 | 10 | 7 | 6 | 6 | 10 |

LIFETIME NL WON-LOST STATISTICS

| W-L | Pct. | vs. Atl. | Chi. | Cin. | Hst. | Mtl. | N.Y. | Phil. | Pitt. | St.L. | S.D. | S.F. |
|------|------|----------|------|------|------|------|------|-------|-------|-------|------|------|
| 16-8 | .666 | 2-0 | 1-1 | 1-2 | 3-1 | 0-0 | 1-1 | 2-0 | 2-0 | 0-0 | 2-1 | 2-2 |

MISCELLANEOUS STATISTICS

| Year | PITCHING TOTALS | | | | | MAJOR LEAGUE HITTING TOTALS | | | | | | | |
|-----------|-----------------|----|----|----|----|-----------------------------|----|---|---|----|----|----|-----|
| | IBB | HB | WP | BK | HR | Avg. | AB | R | H | 2B | 3B | HR | RBI |
| 1987 | 0 | 0 | 0 | 1 | 2 | .200 | 10 | 0 | 2 | 0 | 0 | 0 | 1 |
| 1988 | 7 | 2 | 4 | 0 | 8 | .073 | 55 | 2 | 4 | 2 | 0 | 1 | 3 |
| ML Totals | 7 | 2 | 4 | 1 | 10 | .093 | 65 | 2 | 6 | 2 | 0 | 1 | 4 |

BELCHER'S CAREER TRANSACTIONS

Selected by the Minnesota Twins in first round of free agent draft, June 1983.
 Selected by the New York Yankees in first round of free agent draft, secondary phase, January 1984; signed by Dick Groch.
 Acquired by the Oakland A's as compensation for free agent Tom Underwood's signing with the Baltimore Orioles in 1984.
 Acquired from the Oakland A's as player to be named later to complete Honeycutt trade September 3, 1987.



TIM CREWS

Right-handed pitcher 52

Birth date: April 3, 1961
Birthplace: Tampa, FL
Bats: Right **Throws:** Right
Height: 6-0 **Weight:** 190
M.L. Service: 1 year and 41 days
How Obtained: Traded to Dodgers with pitcher Tim Leary from Milwaukee for first baseman Greg Brock, December 10, 1986

1988 Notes: Along with Brian Holton, was one of the Dodgers' top relief middlemen, posting a 4-0 record in 42 games... Had a 3.14 ERA in 71.2 innings worked... His 42 appearances were fifth highest on the squad... Was 3-0 in the first half of the season with a 2.84 ERA... Was extremely tough on the road, allowing just three earned runs in 27.2 innings (0.98 ERA)... Called up from Albuquerque on May 13... Played in seven games in May and pitched 13.2 innings and allowed two earned runs for a 1.32 ERA... Won his first game on June 3 vs. the Reds, pitching 2.2 innings... Won 2-0 in Los Angeles on June 19 vs. San Diego for his second win... Was 2-0 in May with a 2.82 ERA... Longest outing of the year was June 25 vs. Cincinnati, working 4.0 innings... Was hit hard in July, allowing 18 hits in 14 innings and a 6.43 ERA... He improved to 3-0 on July 6 vs. St. Louis... Next decision was Sept. 11 vs. the Reds (17 games) when he picked up his fourth win... Had a career high five strikeouts on Aug. 8 at Houston... Closed the 1988 campaign with one earned run in last 11.2 innings over seven games (0.77)... Had three wins over West teams and was 2-0 vs. Cincinnati in 1988.

M.L. Career: 1987-Promoted to the Dodgers in late July... Was 1-1 with a 2.48 ERA in 20 games, all in relief... First major league win was a 4-3 victory Sept. 27 vs. San Diego... First big league save was Aug. 9 vs. Atlanta... Had three saves on the year... Longest outing of year was Aug. 21 vs. Philadelphia, working 3.0 innings... Did not allow a run in first

seven games and only one in first 11 games (18 innings).

Minor League Notes: 1988-Was 1-1 for Albuquerque in 1988 with a 2.70 ERA in 13.0 innings worked... Was promoted to Los Angeles on May 13. 1987-Was the workhorse for the Albuquerque bullpen, appearing in 42 games with a 7-2 record and 3.63 ERA... Had four saves in four straight appearances from April 29 to May 9... Had 60 strikeouts and 25 walks. 1986-Had combined marks of 7-6 and 4.57 ERA at El Paso and Vancouver... Pitched 124.0 innings, the most since 1983... Was 5-5 with El Paso and 2-1 with Vancouver. 1985-Appeared in just 16 games before being placed on the DL on June 9 to end his season... Was 8-1 with a 3.30 record for Stockton... Had surgery to repair impingement in right shoulder. 1984-Pitched in only eight games and had a 2-3 record with a 6.75 ERA... Started all eight games... One complete game. 1983-Was 9-8 for El Paso with a 6.56 ERA... Appeared in 27 games, 26 as a starter... Had two complete games and worked a total of 163.0 innings. 1982-Was 10-4 with Stockton with a 3.37 ERA in 19 starts... Pitched 139.0 innings. 1981-Pitched 144 innings in 21 games... Started 20 games and was 10-4 with a 4.19 ERA... Led the Midwest League in home runs allowed with 16... First year in pro ball.

Personal: Graduated from King High School in Tampa, FL in 1979... During the class AAA tournament, he pitched three seven-inning shutouts in three days... Was named to All-Florida team... Graduated from Valencia Com-

munity College (Florida) . . . Was 10-3 and helped lead Valencia to the Division II state championship . . . Signed to first contract by

Nelson Burbrink . . . Married December 19, 1981 . . . Wife's name is Laurie and they have a daughter, Tricia (10-19-83).

Stanley Timothy Crews

| Year | Club | W-L | ERA | G | GS | CG | SHO | SV | IP | H | R | ER | BB | SO |
|------------------|-------------|------|------|----|----|----|-----|----|-------|-----|-----|-----|----|----|
| 1981 | Burlington | 10-4 | 4.19 | 21 | 20 | 8 | 1 | 0 | 144.0 | 148 | 82 | 67 | 27 | 98 |
| 1982 | Stockton | 10-4 | 3.37 | 19 | 19 | 8 | 1 | 0 | 139.0 | 151 | 66 | 52 | 28 | 83 |
| 1983 | El Paso | 9-8 | 6.56 | 27 | 26 | 2 | 0 | 0 | 163.0 | 207 | 129 | 119 | 53 | 99 |
| 1984 | El Paso | 2-3 | 6.75 | 8 | 8 | 1 | 0 | 0 | 36.0 | 56 | 32 | 27 | 10 | 22 |
| 1985 | Stockton | 8-1 | 3.30 | 16 | 14 | 0 | 0 | 0 | 90.0 | 101 | 46 | 33 | 17 | 56 |
| 1986 | El Paso | 5-5 | 4.76 | 15 | 15 | 4 | 1 | 0 | 90.2 | 114 | 53 | 48 | 18 | 50 |
| | Vancouver | 2-1 | 4.05 | 10 | 3 | 0 | 0 | 1 | 33.1 | 39 | 15 | 15 | 14 | 28 |
| 1987 | Albuquerque | 7-2 | 3.63 | 42 | 0 | 0 | 0 | 12 | 72.0 | 73 | 34 | 29 | 25 | 60 |
| | Los Angeles | 1-1 | 2.48 | 20 | 0 | 0 | 0 | 3 | 29.0 | 30 | 9 | 8 | 8 | 20 |
| 1988 | Albuquerque | 1-1 | 2.70 | 10 | 0 | 0 | 0 | 3 | 13.1 | 13 | 5 | 4 | 2 | 7 |
| | Los Angeles | 4-0 | 3.14 | 42 | 0 | 0 | 0 | 0 | 71.2 | 77 | 29 | 25 | 16 | 45 |
| ML Totals-1 year | | 5-1 | 2.95 | 62 | 0 | 0 | 0 | 3 | 100.2 | 107 | 38 | 33 | 24 | 65 |

vs. NATIONAL LEAGUE

| | W-L | ERA | 1988 | | | | Career | | | | | | | | |
|---------------|-----|-------|------|----|----|----|---------------------------------------------------------------------------------------------------------------------------------------------------------------------------------------------------------------|-------|-------|----|----|----|--|--|--|
| | | | IP | ER | SO | SV | W-L | ERA | IP | ER | SO | SV | | | |
| vs. West | | | | | | | | | | | | | | | |
| Atlanta | 0-0 | 0.00 | 5.0 | 0 | 0 | 0 | 0-0 | 4.00 | 9.0 | 4 | 3 | 1 | | | |
| Cincinnati | 2-0 | 1.00 | 9.0 | 1 | 8 | 0 | 2-0 | 0.57 | 15.2 | 1 | 10 | 0 | | | |
| Houston | 0-0 | 10.24 | 9.2 | 11 | 9 | 0 | 0-0 | 10.24 | 9.2 | 11 | 9 | 0 | | | |
| San Diego | 1-0 | 1.35 | 13.1 | 2 | 10 | 0 | 2-0 | 1.69 | 16.0 | 3 | 12 | 0 | | | |
| San Francisco | 0-0 | 8.31 | 4.1 | 4 | 3 | 0 | 0-0 | 4.15 | 8.2 | 4 | 6 | 1 | | | |
| West Total | 3-0 | 3.92 | 41.1 | 18 | 30 | 0 | 4-0 | 3.51 | 59.0 | 23 | 40 | 2 | | | |
| vs. East | | | | | | | | | | | | | | | |
| Chicago | 0-0 | 5.40 | 5.0 | 3 | 3 | 0 | 0-0 | 5.40 | 5.0 | 3 | 3 | 0 | | | |
| Montreal | 0-0 | 0.00 | 2.2 | 0 | 2 | 0 | 0-1 | 2.16 | 8.1 | 2 | 7 | 1 | | | |
| New York | 0-0 | 0.73 | 12.1 | 1 | 5 | 0 | 0-0 | 1.20 | 15.0 | 2 | 8 | 0 | | | |
| Philadelphia | 0-0 | 4.15 | 4.1 | 2 | 4 | 0 | 0-0 | 2.45 | 7.1 | 2 | 6 | 0 | | | |
| Pittsburgh | 0-0 | 2.45 | 3.2 | 1 | 0 | 0 | 0-0 | 2.45 | 3.2 | 1 | 0 | 0 | | | |
| St. Louis | 1-0 | 0.00 | 2.1 | 0 | 1 | 0 | 1-0 | 0.00 | 2.1 | 0 | 1 | 0 | | | |
| East Total | 1-0 | 2.08 | 30.1 | 7 | 15 | 0 | 1-1 | 2.16 | 41.2 | 10 | 25 | 1 | | | |
| 1988 Totals | 4-0 | 3.14 | 71.2 | 25 | 45 | 0 | 5-1 | 2.95 | 100.2 | 33 | 65 | 3 | | | |
| Home | 4-0 | 4.50 | 44.0 | 22 | 24 | 0 | CREWS' BEST Season W: 4 in 1988 ERA: 2.48 in 1987 SV: 3 in 1987 IP: 71.2 in 1988 SO: 45 in 1988 Win Strk: 4 in 1988 Game SO: 5, August 8, 1988 at Houston | | | | | | | | |
| Away | 0-0 | 0.98 | 27.2 | 3 | 21 | 0 | | | | | | | | | |
| Day | 2-0 | 5.23 | 20.2 | 12 | 10 | 0 | | | | | | | | | |
| Night | 2-0 | 2.29 | 51.0 | 13 | 35 | 0 | | | | | | | | | |
| 1st Half | 3-0 | 2.84 | 38.0 | 12 | 18 | 0 | | | | | | | | | |
| 2nd Half | 1-0 | 3.47 | 33.2 | 13 | 27 | 0 | | | | | | | | | |
| In April | - | - | - | - | - | - | | | | | | | | | |
| May | 0-0 | 1.32 | 13.2 | 2 | 4 | 0 | | | | | | | | | |
| June | 2-0 | 2.82 | 22.1 | 7 | 12 | 0 | | | | | | | | | |
| July | 1-0 | 6.43 | 14.0 | 10 | 5 | 0 | | | | | | | | | |
| August | 0-0 | 4.50 | 10.0 | 5 | 14 | 0 | | | | | | | | | |
| Sept.-Oct. | 1-0 | 0.77 | 11.2 | 1 | 10 | 0 | | | | | | | | | |

LIFETIME NL WON-LOST STATISTICS

| W-L | Pct. | vs. All. | Chi. | Cin. | Hst. | Mil. | N.Y. | Phil. | Pitt. | St.L. | S.D. | S.F. |
|-----|------|----------|------|------|------|------|------|-------|-------|-------|------|------|
| 5-1 | .833 | 0-0 | 0-0 | 2-0 | 0-0 | 0-1 | 0-0 | 0-0 | 0-0 | 1-0 | 2-0 | 0-0 |

MISCELLANEOUS STATISTICS

| Year | PITCHING TOTALS | | | | | MAJOR LEAGUE HITTING TOTALS | | | | | | | |
|-----------|-----------------|----|----|----|----|-----------------------------|----|---|---|----|----|----|-----|
| | IBB | HB | WP | BK | HR | Avg. | AB | R | H | 2B | 3B | HR | RBI |
| 1987 | 1 | 2 | 0 | 0 | 2 | .000 | 2 | 0 | 0 | 0 | 0 | 0 | 0 |
| 1988 | 7 | 0 | 1 | 0 | 3 | .200 | 5 | 1 | 1 | 0 | 0 | 0 | 0 |
| ML Totals | 8 | 2 | 1 | 0 | 5 | .143 | 7 | 1 | 1 | 0 | 0 | 0 | 0 |

CREWS' CAREER TRANSACTIONS

Selected by the Kansas City Royals in 2nd round of free agent draft, January, 1980.

Selected by the Milwaukee Brewers in 2nd round of free agent draft, January, 1981; signed by Nelson Burbrink.

Acquired by the Los Angeles Dodgers from Milwaukee along with Tim Leary in exchange for Greg Brock, December 10, 1986.



MIKE DAVIS

Outfielder 20

Birth date: June 11, 1959

Birthplace: San Diego, CA

Bats: Left **Throws:** Left

Height: 6-3 **Weight:** 185

M.L. Service: 7 years and 47 days

How Obtained: Signed as free agent on December 15, 1987

1988 Notes: Struggled through his first National League season batting a career low .196 in 108 games . . . Injured his left ankle on March 14 during spring training game in Puerto Rico, but came back and was the starting right fielder on Opening Day . . . Played in 19 games in April, all as a starter and hit safely in 11 of 16 games from April 23 to May 11 . . . Hit .226 in May and started 22 of 27 games . . . The month of June saw Mike Marshall return to the outfield and Davis assumed the role as a spot starter and pinch-hitter after June 7 . . . But in the month of May, he had a season high four hits on May 8 at St. Louis and in one 14-game stretch (May 2-14), he hit .370 (17-for-45) . . . Saw limited action in the second half of the season with just 93 at-bats . . . Had two home runs during the regular season, June 19 vs. the Padres and July 17 at Chicago . . . Had 10 multiple-hit games, seven of which were on the road . . . Started 44 games in right and 23 in center . . . Longest hitting streak was three games, two times, and both in the month of May . . . Highlight of the season was Davis' two-run homer in Game 5 of the World Series off his former team, the Oakland A's.

M.L. Career: 1987-Enjoyed a banner first half of the season, batting .292 with 20 homers, 53 RBI and 10 stolen bases . . . Batted .308 in

the months of May and June with 12 homers and 33 RBI in 48 games, and in the last seven games before the All-Star break he hit .357 with three home runs . . . Had just nine hits in first 66 at-bats (.136) . . . Hit his 21st home run on Sept. 18 at Kansas City, going 50 games between homers . . . Hit .265 overall and belted 22 home runs, second most in his career.

1986-Played in 142 games (second most in career) and batted .268 with 19 homers and 55 RBI . . . Stole 27 bases, second highest in career . . . Batted just .248 in first half of season but rebounded by hitting .293 in his last 81 games.

1985-Enjoyed his best major league season, posting career highs in average (.287), games (154), hits (157), at-bats (547), runs (92), doubles (34), home runs (24), RBI (82) and a career high 11-game hitting streak . . . Was named April A.L. Player of the Month, hitting .328 with nine homers and 23 RBI . . . Hit .301 with 15 homers and 49 RBI in first half of season, but was left off the All-Star squad.

1984-Appeared in 134 games and batted .230, but had 18 doubles, nine home runs and 46 RBI . . . Hit .277 in final 81 games and closed the year by hitting .375 in final month.

1983-Posted a career high 33 stolen bases (8th in A.L.) and batted a career second best .275 in 128 games . . . Led the A's outfielders

with 16 assists, also good enough to tie for league high honors . . . Missed most of July with a tendon problem in his foot . . . Combined with 1984, he threw out 24 runners in two years.

1982-Started the season with Tacoma, but joined the A's in Sept. and played 23 games batting .400 with one home run and 10 RBI.

1981-Began the season in Tacoma, but was called up by the A's in Aug. and appeared in just 17 games hitting .050 (1-for-20).

1980-Made the opening day roster and made his major league debut April 10 vs. Minnesota . . . First major league hit came April 13 at Oakland vs. Twins' Darrell Jackson . . . Was optioned to Ogden in mid-April but returned to Oakland in May for balance of season, where he batted .211 in 51 games . . . Hit his first major league home run on June 7th vs. Boston off Mike Torrez in Oakland.

Minor League Notes: **1982**-Was named to the Pacific Coast League All-Star team . . . Hit .316 for Tacoma and led the club with 39 steals. **1981**-Opened the season in Tacoma and batted .287 in 133 games before joining the A's in August. **1980**-Started the season with the A's but played in 19 games for Ogden and batted .304

with 14 RBI. **1979**-Started the campaign at Modesto and batted .391 in 41 games before being promoted to Waterbury where he hit .219 in 97 games. **1978**-Finished 6th in hitting (.335) in the California League and received honorable mention on league All-Star squad. **1977**-Hit .315 in 59 games for Medicine Hat and was second in the Pioneer League with 25 stolen bases.

Personal: Signed out of Hoover High School in San Diego where he captained the baseball and basketball teams . . . Hit .450 his junior year and .456 his senior year . . . Was voted San Diego County's MVP his senior year while leading the county with 11 homers, 16 stolen bases, 30 RBI and scored 25 times in 68 at-bats . . . Turned down a full scholarship to Arizona State . . . Attended San Diego Mesa College . . . One of six children . . . Cousin is Dave Grayson, former star defensive back for the Oakland Raiders, Dallas Cowboys and Kansas City Chiefs . . . Likes to fish and horse-back ride and enjoys basketball . . . Wife's name is Sandra and they were married on Nov. 14, 1981 . . . They have two children, Mychal Deric (4-27-86) and Nikol (11-19-82).

Michael Dwayne Davis

| Year | Club | Avg. | G | AB | R | H | 2B | 3B | HR | RBI | BB | SO | SB |
|-------------------|--------------|------|-----|------|-----|-----|-----|----|----|-----|-----|-----|-----|
| 1977 | Medicine Hat | .315 | 59 | 213 | 53 | 67 | 5 | 3 | 2 | 18 | 46 | 40 | 26 |
| 1978 | Modesto | .335 | 106 | 406 | 74 | 136 | 12 | 4 | 2 | 35 | 55 | 62 | 33 |
| 1979 | Modesto | .391 | 41 | 161 | 48 | 63 | 10 | 4 | 0 | 19 | 34 | 20 | 13 |
| | Waterbury | .219 | 97 | 351 | 51 | 77 | 9 | 5 | 6 | 39 | 46 | 57 | 14 |
| 1980 | Ogden | .304 | 19 | 69 | 14 | 21 | 7 | 2 | 1 | 14 | 9 | 13 | 9 |
| | Oakland | .211 | 51 | 95 | 11 | 20 | 2 | 1 | 1 | 8 | 7 | 14 | 2 |
| 1981 | Tacoma | .287 | 133 | 515 | 84 | 148 | 28 | 6 | 6 | 71 | 49 | 68 | 36 |
| | Oakland | .050 | 17 | 20 | 0 | 1 | 1 | 0 | 0 | 0 | 2 | 4 | 0 |
| 1982 | Tacoma | .316 | 100 | 374 | 71 | 118 | 23 | 3 | 12 | 68 | 45 | 53 | 39 |
| | Oakland | .400 | 23 | 75 | 12 | 30 | 4 | 0 | 1 | 10 | 2 | 8 | 3 |
| 1983 | Oakland | .275 | 128 | 443 | 61 | 122 | 24 | 4 | 8 | 62 | 27 | 74 | 32 |
| 1984 | Oakland | .230 | 134 | 382 | 47 | 88 | 18 | 3 | 9 | 46 | 31 | 66 | 14 |
| 1985 | Oakland | .287 | 154 | 547 | 92 | 157 | 34 | 1 | 24 | 82 | 50 | 99 | 24 |
| 1986 | Oakland | .268 | 142 | 489 | 77 | 131 | 28 | 3 | 19 | 55 | 34 | 91 | 27 |
| 1987 | Oakland | .265 | 139 | 494 | 69 | 131 | 32 | 1 | 22 | 72 | 42 | 94 | 19 |
| 1988 | Los Angeles | .196 | 108 | 281 | 29 | 55 | 11 | 2 | 2 | 17 | 25 | 59 | 7 |
| NL Totals-1 year | | .196 | 108 | 281 | 29 | 55 | 11 | 2 | 2 | 17 | 25 | 59 | 7 |
| AL Totals-8 years | | .267 | 788 | 2545 | 369 | 680 | 143 | 13 | 84 | 335 | 195 | 450 | 121 |
| ML Totals-9 years | | .260 | 896 | 2826 | 398 | 735 | 154 | 15 | 86 | 352 | 220 | 509 | 128 |

GW-RBI: 1981-0, 1982-0, 1983-3, 1984-2, 1985-8, 1986-5, 1987-6, 1988-3. Total-27.

vs. NATIONAL LEAGUE

| | 1988 | | | | | Career | | | | | |
|---------------------|--------------------------|-----|----|----|-----|---------------------------------------------------------------------------------------------------------------------------------------------------------------------------------------------------------------------------------------------------------------------------------------------------------------------------------------|-----|----|----|-----|--|
| | Avg. | AB | H | HR | RBI | Avg. | AB | H | HR | RBI | |
| vs. West | | | | | | | | | | | |
| Atlanta | .333 | 27 | 9 | 0 | 2 | .333 | 27 | 9 | 0 | 2 | |
| Cincinnati | .125 | 8 | 1 | 0 | 0 | .125 | 8 | 1 | 0 | 0 | |
| Houston | .071 | 14 | 1 | 0 | 1 | .071 | 14 | 1 | 0 | 1 | |
| San Diego | .162 | 37 | 6 | 1 | 3 | .162 | 37 | 6 | 1 | 3 | |
| San Francisco | .034 | 29 | 1 | 0 | 0 | .034 | 29 | 1 | 0 | 0 | |
| West Total | .156 | 115 | 18 | 1 | 6 | .156 | 115 | 18 | 1 | 6 | |
| vs. East | | | | | | | | | | | |
| Chicago | .176 | 17 | 3 | 1 | 2 | .176 | 17 | 3 | 1 | 2 | |
| Montreal | .176 | 34 | 6 | 0 | 0 | .176 | 34 | 6 | 0 | 0 | |
| New York | .087 | 23 | 2 | 0 | 0 | .087 | 23 | 2 | 0 | 0 | |
| Philadelphia | .143 | 28 | 4 | 0 | 1 | .143 | 28 | 4 | 0 | 1 | |
| Pittsburgh | .342 | 38 | 13 | 0 | 4 | .342 | 38 | 13 | 0 | 4 | |
| St. Louis | .346 | 26 | 9 | 0 | 4 | .346 | 26 | 9 | 0 | 4 | |
| East Total | .222 | 166 | 37 | 1 | 11 | .222 | 166 | 37 | 1 | 11 | |
| 1988 Totals | .196 | 281 | 55 | 2 | 17 | .196 | 281 | 55 | 2 | 17 | |
| Home | .150 | 133 | 20 | 1 | 5 | DAVIS' BEST Season Avg.: .287 in 1985 Hits: 157 in 1985 HR: 24 in 1985 RBI: 82 in 1985 Game Most Hits: 4 (3 times), last time, August 29, 1986 vs. Baltimore Most RBI: 6, May 15, 1986 at Milwaukee Most HR: 2 (5 times), last time, August 29, 1986 vs. Baltimore | | | | | |
| Away | .236 | 148 | 35 | 1 | 12 | | | | | | |
| Day | .214 | 98 | 21 | 2 | 10 | | | | | | |
| Night | .186 | 183 | 34 | 0 | 7 | | | | | | |
| 1st Half | .200 | 185 | 37 | 1 | 11 | | | | | | |
| 2nd Half | .187 | 96 | 18 | 1 | 6 | | | | | | |
| vs. RHP | .203 | 217 | 44 | 2 | 10 | | | | | | |
| vs. LHP | .172 | 64 | 11 | 0 | 7 | | | | | | |
| Pinch-Hit | .167 | 30 | 5 | 1 | 3 | | | | | | |
| In April | .188 | 64 | 12 | 0 | 3 | | | | | | |
| May | .226 | 93 | 21 | 0 | 6 | | | | | | |
| June | .154 | 26 | 4 | 1 | 2 | | | | | | |
| July | .222 | 36 | 8 | 1 | 4 | | | | | | |
| August | .226 | 31 | 7 | 0 | 1 | | | | | | |
| Sept.-Oct. | .096 | 31 | 3 | 0 | 1 | | | | | | |
| Longest Streak 1988 | 3 games (twice) | | | | | | | | | | |
| Career | 11 games (1985 and 1987) | | | | | | | | | | |

DIVISION SERIES RECORD

| Year | Club, Opp. | Avg. | G | AB | R | H | 2B | 3B | HR | RBI | BB | SO | SB |
|------|---------------|------|---|----|---|---|----|----|----|-----|----|----|----|
| 1981 | Oak. vs. K.C. | | | | | | | | | | | | |

(did not appear)

LEAGUE CHAMPIONSHIP SERIES STATISTICS

| Year | Club, Opp. | Avg. | G | AB | R | H | 2B | 3B | HR | RBI | BB | SO | SB |
|------------|---------------|-------|---|----|---|---|----|----|----|-----|----|----|----|
| 1981 | Oak. vs. N.Y. | 1.000 | 1 | 1 | 0 | 1 | 0 | 0 | 0 | 0 | 0 | 0 | 0 |
| 1988 | L.A. vs. Mets | .000 | 4 | 2 | 0 | 0 | 0 | 0 | 0 | 0 | 1 | 0 | 0 |
| LCS Totals | | | 5 | 3 | 0 | 1 | 0 | 0 | 0 | 0 | 1 | 0 | 0 |

WORLD SERIES STATISTICS

| Year | Club, Opp. | Avg. | G | AB | R | H | 2B | 3B | HR | RBI | BB | SO | SB |
|------|---------------|------|---|----|---|---|----|----|----|-----|----|----|----|
| 1988 | L.A. vs. Oak. | .143 | 4 | 7 | 3 | 1 | 0 | 0 | 1 | 2 | 4 | 0 | 2 |

ADDITIONAL BATTING STATISTICS

| Year | IBB | HP | SF | SH | CS | TB | Year | IBB | HP | SF | SH | CS | TB |
|-----------|-----|----|----|----|----|-----|------|-----|----|----|----|----|------|
| 1980 | 0 | 0 | 1 | 4 | 1 | 27 | 1985 | 8 | 2 | 2 | 3 | 10 | 265 |
| 1981 | 0 | 0 | 0 | 0 | 0 | 2 | 1986 | 2 | 1 | 5 | 4 | 4 | 222 |
| 1982 | 0 | 0 | 0 | 0 | 2 | 37 | 1987 | 5 | 1 | 6 | 4 | 7 | 231 |
| 1983 | 1 | 5 | 4 | 5 | 15 | 178 | 1988 | 0 | 0 | 2 | 2 | 3 | 76 |
| 1984 | 2 | 1 | 7 | 2 | 9 | 139 | | | | | | | |
| ML Totals | | | | | | | | 18 | 10 | 27 | 24 | 51 | 1177 |

DAVIS' CAREER TRANSACTIONS

Selected by the Minnesota Twins in 31st round of Free Agent Draft, June 8, 1976.

Selected by the Oakland A's in 3rd round of Free Agent Draft, June 7, 1977.

Signed as free agent by the Los Angeles Dodgers, December 15, 1987.



RICK DEMPSEY

Catcher 17

Birth date: September 13, 1949

Birthplace: Fayetteville, TN

Bats: Right **Throws:** Right

Height: 6-0 **Weight:** 185

M.L. Service: 16 years and 13 days

How Obtained: Signed as free agent on March 30, 1988

1988 Notes: Proved to be a reliable backup behind the plate, batting .251 in 77 games... Started 46 games behind the plate and batted .278 in those games... Played in just five games in April, but batted .417 in those games... Hit his first home run as a Dodger on April 9 at Atlanta... In all, he had seven home runs... He homered against every N.L. West team and all seven home runs were against the West... June was his power month, connecting for three home runs, three doubles and seven RBI while batting .273... Had a season high five-game hitting streak that started July 27 and ended Aug. 3... Hit .346 in Aug. (9-for-26) with six RBI... Reached a major milestone on Sept. 11 vs. Cincinnati when he collected his 1000th hit... He had eight multiple-hit games and nine two or more RBI games... Had a season high three RBI in a game on June 19 vs. the Padres... Batted .325 with men in scoring position... Threw out 14 of 59 runners attempting to steal... Hit .277 in Dodger Stadium with three home runs and 16 RBI... Stole one base vs. New York on Aug. 24, his 18th career theft... His .251 average was his best since 1985 when he hit .254 in 132 games for Baltimore... Hit .271 in his first 81 games... Played a big role in the NLCS vs. the Mets, batting .400 with two doubles and two RBI... Had the GWRBI in the Dodgers' 7-4 win in Game 5... Raised his career LCS average to .296 in 11 games... Filled in for the injured Scioscia in the World Series (Games 4-5)... Had torn cartilage removed from his left shoulder in the off-season.

M.L. Career: 1987-Hit a career low .177 in 60 games for the Cleveland Indians... Only year with the Indians... Sidelined for most of the late season after breaking his left thumb in a collision at the plate with Kansas City's Bo Jackson.

1986-Hit just .208 in his final season with the Orioles, but totalled a career high 13 home runs... It was his third straight season he collected 10 or more homers, hitting 11 in 1984 and 12 in 1985, at that time career bests... Had two homers on April 4 vs. the Indians, the fourth time in his career he has hit two home runs in a game... Had a four RBI game on May 11 vs. Kansas City, third time in his career... Was ranked 4th in the A.L. with his .990 fielding percentage... Had just seven errors.

1985-Hit .254 in 132 games and recorded career highs in runs (54) and RBI (52)... Also had a career best 50 walks.

1984-Caught over 100 games for the third straight season (has eight in his career) and batted .230 in 109 games.

1983-Batted .231 in 128 games and led A.L. catchers with a .997 fielding pct... Was named World Series MVP, going 5-for-13 (.385) with four doubles, one home run and two RBI.

1982-Totalled 88 hits (5th best in career) and hit .256 for the Orioles in 125 games.

1981-Batted .215 for the Orioles in 92 games, breaking his three-year string of 100 or more games... He led the A.L. catchers with a .998 fielding percentage.

1980-Tied his career high .262 average in his fifth year with Ori-

oles . . . Batted .262 for the 1975 Yankees . . . His 95 hits was his second best in career and had a career high 26 doubles.

1979-Played a pivotal role for the Orioles in the ALCS vs. the Angels by hitting .400 with two RBI . . . In all, he batted .323 in 10 postseason games . . . Led all A.L. catchers with 81 assists.

1978-Second full season with Orioles and batted .259 and played in a career high 136 games . . . Only year he collected over 100 hits (114) and stole a career high seven bases . . . Also had a career high 441 at-bats.

1977-First full season with the Orioles and batted .226 (would go on to play 11 years with Baltimore) in 91 games . . . Spent six weeks on the DL after suffering a broken left index finger.

1976-Started the season with the Yankees and was traded to Baltimore on June 15 . . . Hit .194 for the season . . . Spent four years with Yankees.

1975-Hit a career high .262 for the Yankees in 71 games . . . Had one home run and 11 RBI.

1974-Played in just 43 games and hit .239 in 109 at-bats . . . It was his first full season in the big leagues.

1973-Started the year at Syracuse and played in just six games for the Yankees and hit .182.

1972-Final year with the Twins organization and hit .200 in 25 games . . . Started the year with the Twins, but was sent down to Tacoma.

1971-Appeared in six games and hit .308 in September.

1970-Was called up late in the year and played in five games and was 0-for-7.

1969-Collected his first major league hit with the Twins and batted .500 (3-for-6).

Minor League Notes: 1973-Started the year with Syracuse and hit .248 before joining the Yankees.

1972-Finished the year with Tacoma and hit .236 in 48 games.

1971-Started the year with Charlotte and played in 105 games and hit .243. 1970-First year with Charlotte and hit .245 in 105 games with four runs and 42 RBI.

1969-Batted .364 at Wisconsin Rapids, earning his first promotion with the Twins.

1968-Was named MVP of the New York-Penn League at Auburn, and hit .293 while driving in 61 runs with seven homers in 73 games. 1967-First year in professional ball, he hit .206 for Sarasota in 40 games.

Personal: Dempsey played high school ball at Crespi High School in Encino, CA . . . His younger brother Pat, played in the Cleveland Indians minor league organization at Maine in 1985 . . . Was married on February 1, 1969 . . . His wife's name is Johanna . . . The Dempseys have two children: John (8-18-71) and Christian Matthew (3-1-78) . . . Lives in Agoura, CA.

John Rikard Dempsey

| Year | Club | Avg. | G | AB | R | H | 2B | 3B | HR | RBI | BB | SO | SB |
|------|----------------|------|-----|-----|----|-----|----|----|----|-----|----|----|----|
| 1967 | Sarasota | .206 | 40 | 102 | 9 | 21 | 4 | 3 | 0 | 9 | 7 | 12 | 1 |
| 1968 | Wisc. Rapids | .229 | 11 | 35 | 12 | 8 | 2 | 0 | 1 | 6 | 1 | 7 | 0 |
| | Auburn | .293 | 73 | 270 | 48 | 79 | 10 | 7 | 7 | 61 | 23 | 39 | 3 |
| 1969 | Wisc. Rapids | .364 | 50 | 151 | 35 | 55 | 11 | 2 | 6 | 31 | 25 | 12 | 7 |
| | Minnesota | .500 | 5 | 6 | 1 | 3 | 1 | 0 | 0 | 0 | 1 | 0 | 0 |
| 1970 | Charlotte | .245 | 105 | 351 | 28 | 86 | 20 | 6 | 4 | 42 | 35 | 66 | 4 |
| | Minnesota | .000 | 5 | 7 | 1 | 0 | 0 | 0 | 0 | 0 | 1 | 0 | 0 |
| 1971 | Charlotte | .243 | 105 | 338 | 39 | 82 | 16 | 2 | 8 | 47 | 42 | 28 | 3 |
| | Minnesota | .308 | 6 | 13 | 2 | 4 | 1 | 0 | 0 | 0 | 1 | 1 | 0 |
| 1972 | Minnesota | .200 | 25 | 40 | 0 | 8 | 1 | 0 | 0 | 0 | 6 | 8 | 0 |
| | Tacoma | .236 | 48 | 161 | 13 | 38 | 6 | 2 | 3 | 18 | 12 | 27 | 2 |
| 1973 | Syracuse | .248 | 122 | 387 | 53 | 96 | 14 | 4 | 6 | 47 | 5 | 43 | 11 |
| | N.Y. (AL) | .182 | 6 | 11 | 0 | 2 | 0 | 0 | 0 | 0 | 1 | 3 | 0 |
| 1974 | N.Y. (AL) | .239 | 43 | 109 | 12 | 26 | 3 | 0 | 2 | 12 | 8 | 7 | 1 |
| 1975 | N.Y. (AL) | .262 | 71 | 145 | 18 | 38 | 8 | 0 | 1 | 11 | 21 | 15 | 0 |
| 1976 | N.Y. (AL)-Bal. | .194 | 80 | 216 | 12 | 42 | 2 | 0 | 0 | 12 | 18 | 21 | 1 |
| 1977 | Baltimore | .226 | 91 | 270 | 27 | 61 | 7 | 4 | 3 | 34 | 34 | 34 | 2 |
| 1978 | Baltimore | .259 | 136 | 441 | 41 | 114 | 25 | 0 | 6 | 32 | 48 | 54 | 7 |
| 1979 | Baltimore | .239 | 124 | 368 | 48 | 88 | 23 | 0 | 6 | 41 | 38 | 37 | 0 |
| 1980 | Baltimore | .262 | 119 | 362 | 51 | 95 | 26 | 3 | 9 | 40 | 36 | 45 | 3 |
| 1981 | Baltimore | .215 | 92 | 251 | 24 | 54 | 10 | 1 | 6 | 15 | 32 | 36 | 0 |
| 1982 | Baltimore | .256 | 125 | 344 | 35 | 88 | 15 | 1 | 5 | 36 | 46 | 37 | 0 |

John Rikard Dempsey

| Year | Club | Avg. | G | AB | R | H | 2B | 3B | HR | RBI | BB | SO | SB |
|--------------------|-------------|------|------|------|-----|------|-----|----|----|-----|-----|-----|----|
| 1983 | Baltimore | .231 | 128 | 347 | 33 | 80 | 16 | 2 | 4 | 32 | 40 | 54 | 1 |
| 1984 | Baltimore | .230 | 109 | 330 | 37 | 76 | 11 | 0 | 11 | 34 | 40 | 58 | 1 |
| 1985 | Baltimore | .254 | 132 | 362 | 54 | 92 | 19 | 0 | 12 | 52 | 50 | 87 | 0 |
| 1986 | Baltimore | .208 | 122 | 327 | 42 | 68 | 15 | 1 | 13 | 29 | 45 | 78 | 1 |
| 1987 | Cleveland | .177 | 60 | 141 | 16 | 25 | 10 | 0 | 1 | 9 | 23 | 29 | 0 |
| 1988 | Los Angeles | .251 | 77 | 167 | 25 | 42 | 13 | 0 | 7 | 30 | 25 | 44 | 1 |
| AL Totals-19 years | | .236 | 1479 | 4090 | 454 | 964 | 193 | 12 | 79 | 389 | 489 | 604 | 17 |
| NL Totals-1 year | | .251 | 77 | 167 | 25 | 42 | 13 | 0 | 7 | 30 | 25 | 44 | 1 |
| ML Totals-20 years | | .236 | 1556 | 4257 | 479 | 1006 | 206 | 12 | 86 | 419 | 514 | 648 | 18 |

vs. NATIONAL LEAGUE

| | Avg. | AB | 1988 | | | Career | | | | | | | |
|---------------------|------------------------------|-----|------|----|-----|--------|-----|----|----|-----|--|--|--|
| | | | H | HR | RBI | Avg. | AB | H | HR | RBI | | | |
| vs. West | | | | | | | | | | | | | |
| Atlanta | .250 | 20 | 5 | 1 | 3 | .250 | 20 | 5 | 1 | 3 | | | |
| Cincinnati | .286 | 28 | 8 | 2 | 4 | .286 | 28 | 8 | 2 | 4 | | | |
| Houston | .294 | 17 | 5 | 1 | 5 | .294 | 17 | 5 | 1 | 5 | | | |
| San Diego | .238 | 21 | 5 | 2 | 5 | .238 | 21 | 5 | 2 | 5 | | | |
| San Francisco | .318 | 22 | 7 | 1 | 4 | .318 | 22 | 7 | 1 | 4 | | | |
| West Total | .277 | 108 | 30 | 7 | 21 | .277 | 108 | 30 | 7 | 21 | | | |
| vs. East | | | | | | | | | | | | | |
| Chicago | .091 | 11 | 1 | 0 | 0 | .091 | 11 | 1 | 0 | 0 | | | |
| Montreal | .500 | 4 | 2 | 0 | 2 | .500 | 4 | 2 | 0 | 2 | | | |
| New York | .273 | 11 | 3 | 0 | 0 | .273 | 11 | 3 | 0 | 0 | | | |
| Philadelphia | .286 | 7 | 2 | 0 | 2 | .286 | 7 | 2 | 0 | 2 | | | |
| Pittsburgh | .200 | 10 | 2 | 0 | 3 | .200 | 10 | 2 | 0 | 3 | | | |
| St. Louis | .125 | 16 | 2 | 0 | 2 | .125 | 16 | 2 | 0 | 2 | | | |
| East Total | .203 | 59 | 12 | 0 | 9 | .203 | 59 | 12 | 0 | 9 | | | |
| 1988 Totals | .251 | 167 | 42 | 7 | 30 | .251 | 167 | 42 | 7 | 30 | | | |
| Home | .277 | 65 | 18 | 3 | 16 | | | | | | | | |
| Away | .235 | 102 | 24 | 4 | 14 | | | | | | | | |
| Day | .217 | 46 | 10 | 3 | 9 | | | | | | | | |
| Night | .264 | 121 | 32 | 4 | 21 | | | | | | | | |
| 1st Half | .271 | 70 | 19 | 4 | 14 | | | | | | | | |
| 2nd Half | .237 | 97 | 23 | 3 | 16 | | | | | | | | |
| vs. RHP | .267 | 45 | 12 | 2 | 8 | | | | | | | | |
| vs. LHP | .246 | 122 | 30 | 5 | 22 | | | | | | | | |
| Pinch-Hit | .125 | 8 | 1 | 0 | 2 | | | | | | | | |
| in April | .417 | 12 | 5 | 1 | 2 | | | | | | | | |
| May | .200 | 20 | 4 | 0 | 3 | | | | | | | | |
| June | .273 | 33 | 9 | 3 | 7 | | | | | | | | |
| July | .176 | 34 | 6 | 1 | 7 | | | | | | | | |
| August | .346 | 26 | 9 | 1 | 6 | | | | | | | | |
| Sept.-Oct. | .214 | 42 | 9 | 1 | 5 | | | | | | | | |
| Longest Streak 1988 | 5 games | | | | | | | | | | | | |
| Career | 9 (2 times), last time, 1981 | | | | | | | | | | | | |

DEMPSEY'S BEST

Season

Avg.: .262 in 1975, 1980
 Hits: 114 in 1978
 HR: 13 in 1986
 RBI: 52 in 1985

Game

Most Hits: 4 (3 times), last time, August 10, 1985 at Texas
 Most RBI: 5, July 16, 1980 at Minnesota
 Most HR: 2 (4 times), last time, April 10, 1986 vs. Texas

LEAGUE CHAMPIONSHIP SERIES STATISTICS

| Year | Club, Opp. | Avg. | G | AB | R | H | 2B | 3B | HR | RBI | BB | SO | SB |
|------------|---------------|------|----|----|---|---|----|----|----|-----|----|----|----|
| 1979 | Bal. vs. Cal. | .400 | 3 | 10 | 3 | 4 | 2 | 0 | 0 | 2 | 1 | 0 | 1 |
| 1983 | Bal. vs. Chi. | .167 | 4 | 12 | 1 | 2 | 0 | 0 | 0 | 0 | 1 | 1 | 0 |
| 1988 | L.A. vs. Mets | .400 | 4 | 5 | 1 | 2 | 2 | 0 | 0 | 2 | 1 | 0 | 0 |
| LCS Totals | | .296 | 11 | 27 | 5 | 8 | 4 | 0 | 0 | 4 | 3 | 1 | 1 |

WORLD SERIES STATISTICS

| Year | Club, Opp. | Avg. | G | AB | R | H | 2B | 3B | HR | RBI | BB | SO | SB |
|-----------|----------------|------|----|----|---|----|----|----|----|-----|----|----|----|
| 1979 | Bal. vs. Pitt. | .286 | 7 | 21 | 3 | 6 | 2 | 0 | 0 | 0 | 1 | 3 | 0 |
| 1983 | Bal. vs. Phil. | .385 | 5 | 13 | 3 | 5 | 4 | 0 | 1 | 2 | 2 | 2 | 0 |
| 1988 | L.A. vs. Oak. | .200 | 2 | 5 | 0 | 1 | 1 | 0 | 0 | 1 | 1 | 2 | 0 |
| WS Totals | | .308 | 14 | 39 | 6 | 12 | 7 | 0 | 1 | 3 | 4 | 7 | 0 |

DEMPSEY'S CAREER TRANSACTIONS

1967- Selected by the Minnesota Twins in the 12th round of the June draft (regular phase).
 1972- Traded to the New York Yankees by Minnesota in exchange for Danny Walton, October 27.

1976- Traded to the Baltimore Orioles along with Rudy May, Tippy Martinez, Dan Pagen and Scott McGregor, by the Yankees in exchange for Ken Holtzman, Doyle Alexander, Grant Jackson and Elrod Hendricks, June 15.

1986- Granted free agency, November 12; signed by Cleveland Indians, February 6, 1987.

1988- Signed as free agent on March 30, by the Los Angeles Dodgers.



MIKE DEVEREAUX

Outfielder 40

Birth date: April 10, 1963

Birthplace: Casper, WY

Bats: Right **Throws:** Right

Height: 6-0 **Weight:** 195

M.L. Service: 86 days

How Obtained: Dodgers' #5 selection in the June, 1985 Free Agent Draft

1988 Notes: Joined Dodgers on April 21 to replace the injured John Shelby... Made four starts in center field in Shelby's absence... Batted .115 (3-for-26) in 15 games before being optioned back to Albuquerque on May 12... Was recalled on Sept. 1 and played in another 15 games and hit .118 (2-for-17) in those games... With Albuquerque, Devereaux hit safely in 11 of his first 12 games (17-for-44, .386) to earn his promotion to the Dodgers... Hit safely in his first two games upon his return in mid-May, giving him a 10-game hitting streak... Had an eight game hitting streak, June 10-17... Had an 11-game hitting streak, June 24-July 4, when he had six consecutive multiple-hit games (eight overall)... Batted .423 (22-for-52) during the streak... Hit safely in 16 of 17 games, July 18-Aug. 5 (19-for-46, .413)... Was 4th in league in batting (.340)... Tied for 7th in the league in stolen bases (33) with teammate Mariano Duncan... Led the league in runs scored (88)... 7th among Baseball America's top major league prospects in the Pacific Coast League... Named to PCL All-Star team... Played winter ball for Santurce in Puerto Rico Winter League.

M.L. Notes: 1987 - Dodgers purchased his contract on Sept. 2...

Single to center off Don Carman of Phillies in his first major league at-bat... Had two three-hit games - Sept. 6 at New York and Sept. 15 vs. Houston... Played all three outfield positions.

Minor League Notes: 1987 - Had a successful season with San Antonio, earning Texas League All-Star honors... Selected third best major league prospect in Texas League by league managers... Played three games at the end of the season with Albuquerque before joining the Dodgers... Had two 10-game hitting streaks with San Antonio... Had three four-hit games and seven three-hit performances... Had two homers and four RBI Aug. 18 at Wichita... Played for Santurce. 1986 - Named fourth best prospect in Texas League by the managers and coaches... had 17 hits in 40 at-bats (.425) July 5-17. 1985 - Outstanding rookie year at Great Falls... Led the Pioneer League in runs scored, hits, total bases, RBI and stolen bases... Named Pioneer League Player of the Year.

Personal: Attended Kelly Walsh High School in Caspar, Wyoming and Arizona State... Holds the Wyoming state records in the 100-meter, 200-meter and 400-meter dashes as well as the high jump... Was named to all-state teams in

three sports . . . Led Mesa Community College to Arizona CC championship and third place finish in National Junior college tournament . . . Graduated Ari-

zona State with degree in finance . . . Hit a two-run homer in opening game of 1984 College World Series against Miami . . . Single.

Michael Devereaux

| Year | Club | Avg. | G | AB | R | H | 2B | 3B | HR | RBI | BB | SO | SB |
|-------------------|-------------|------|-----|-----|----|-----|----|----|----|-----|----|----|----|
| 1985 | Great Falls | .356 | 70 | 289 | 73 | 103 | 17 | 10 | 4 | 67 | 32 | 29 | 40 |
| 1986 | San Antonio | .302 | 115 | 431 | 69 | 130 | 22 | 2 | 10 | 53 | 58 | 47 | 31 |
| 1987 | San Antonio | .301 | 135 | 562 | 90 | 169 | 28 | 9 | 26 | 91 | 48 | 65 | 33 |
| | Albuquerque | .273 | 3 | 11 | 2 | 3 | 1 | 0 | 1 | 1 | 0 | 2 | 1 |
| | Los Angeles | .222 | 19 | 54 | 7 | 12 | 3 | 0 | 0 | 4 | 3 | 10 | 3 |
| 1988 | Albuquerque | .340 | 109 | 423 | 88 | 144 | 26 | 4 | 13 | 76 | 44 | 46 | 33 |
| | Los Angeles | .116 | 30 | 43 | 4 | 5 | 1 | 0 | 0 | 2 | 2 | 10 | 0 |
| ML Totals-2 years | | .175 | 49 | 97 | 11 | 17 | 4 | 0 | 0 | 6 | 5 | 20 | 3 |

GW-RBI: 1987-1, 1988-0. Total-1.

vs. NATIONAL LEAGUE

| | 1988 | | | | | Career | | | | |
|---------------|------|----|---|----|-----|--------|-----|----|----|-----|
| | Avg. | AB | H | HR | RBI | Avg. | AB | H | HR | RBI |
| vs. West | | | | | | | | | | |
| Atlanta | .000 | 0 | 0 | 0 | 0 | .200 | 10 | 2 | 0 | 3 |
| Cincinnati | .000 | 2 | 0 | 0 | 0 | .125 | 16 | 2 | 0 | 0 |
| Houston | .000 | 1 | 0 | 0 | 0 | .500 | 6 | 3 | 0 | 1 |
| San Diego | .125 | 8 | 1 | 0 | 1 | .090 | 11 | 1 | 0 | 1 |
| San Francisco | .091 | 11 | 1 | 0 | 0 | .100 | 20 | 2 | 0 | 0 |
| West Total | .087 | 22 | 2 | 0 | 1 | .159 | 63 | 10 | 0 | 5 |
| vs. East | | | | | | | | | | |
| Chicago | .250 | 8 | 2 | 0 | 1 | .250 | 8 | 2 | 0 | 1 |
| Montreal | - | - | - | - | - | .000 | 10 | 0 | 0 | 0 |
| New York | - | - | - | - | - | .300 | 10 | 3 | 0 | 0 |
| Philadelphia | - | - | - | - | - | .333 | 3 | 1 | 0 | 0 |
| Pittsburgh | .143 | 7 | 1 | 0 | 0 | .143 | 7 | 1 | 0 | 0 |
| St. Louis | .000 | 6 | 0 | 0 | 0 | .000 | 6 | 0 | 0 | 0 |
| East Total | .143 | 21 | 3 | 0 | 1 | .159 | 44 | 7 | 0 | 1 |
| 1988 Totals | .116 | 43 | 5 | 0 | 2 | .159 | 107 | 17 | 0 | 6 |

| | | | | | | |
|---------------------|----------------|----|---|---|---|----------------------------------------------------------------------------------------------------------------------------------------------------------------------------------------------------------------------------------------------------------------------------------|
| Home | .136 | 22 | 3 | 0 | 2 | DEVEREAUX'S BEST Season Avg.: .222 in 1987 Hits: 12 in 1987 HR: None RBI: 4 in 1987 Game Most Hits: 3 (2 times), last time, September 15, 1987 vs. Houston Most RBI: 2, September 12, 1987 at Atlanta Most HR: None |
| Away | .095 | 21 | 2 | 0 | 0 | |
| Day | .125 | 16 | 2 | 0 | 0 | |
| Night | .111 | 27 | 3 | 0 | 2 | |
| 1st Half | .115 | 26 | 3 | 0 | 1 | |
| 2nd Half | .118 | 17 | 2 | 0 | 1 | |
| vs. RHP | .105 | 19 | 2 | 0 | 0 | |
| vs. LHP | .125 | 24 | 3 | 0 | 2 | |
| Pinch-Hit | .143 | 7 | 1 | 0 | 0 | |
| In April | .083 | 12 | 1 | 0 | 1 | |
| May | .143 | 14 | 2 | 0 | 0 | |
| June | - | - | - | - | - | |
| July | - | - | - | - | - | |
| August | - | - | - | - | - | |
| Sept.-Oct. | .118 | 17 | 2 | 0 | 1 | |
| Longest Streak 1988 | 2 games | | | | | |
| Career | 2 games (1988) | | | | | |

DEVEREAUX'S CAREER TRANSACTIONS

Selected by the Cleveland Indians in 26th round of free agent draft, June, 1984.

Selected by the Los Angeles Dodgers on 5th round of free agent draft, June, 1985; signed by scout Dennis Haren.



MARIANO DUNCAN

Infielder 25

Birth date: March 13, 1963

Birthplace: San Pedro de Macoris,
Dominican Republic

Bats: Right **Throws:** Right

Height: 6-0 **Weight:** 182

M.L. Service: 3 years

How Obtained: Signed as a free
agent, January 17, 1982

1988 Notes: Playing for Albuquerque, Duncan brought the Dukes their first win of the season on April 9 when his ninth-inning triple erased a two-run deficit . . . He scored the game-winner as the relay throw rolled past the third baseman . . . Batted .500 (8-for-16) in a four-game series with Tacoma in April, scoring six runs and stealing four bases . . . After a knee injury took him out of the lineup for a week, he returned strong, batting .500 (8-for-16) in his first four games back with four runs scored and three RBI . . . Had four hits at Tucson on May 8 to cap a five-game hitting streak (10-for-23, .435) . . . Stole 13 bases in 14 attempts, April 22-May 15 . . . Hit safely in nine straight games, July 16-24, scoring 14 runs and stealing eight bases . . . Tied for 7th in league in stolen bases with teammate Mike Devereaux . . . Suffered a fractured rib and a broken left wrist and was sidelined for much of the end of the season . . . Played winter ball for Licey in the Dominican Republic Winter League.

M.L. Notes: 1987 - His 11 stolen bases ranked third on the team . . . Committed a team-high 21 errors . . . Spoiled Mike Scott's bid for a no-hitter with the Dodgers' only hit on April 15 at L.A. . . Had two seven-game hitting streaks . . . Suffered laceration above right knee on June 18 at Houston and was placed on the 15-day supplemental disabled list . . . Returned July 4 . . . Committed three errors in one inning July 23 . . . Optioned July 26 to Albuquerque . . . Returned to Dodgers Aug. 3, following an injury to Brad Wellman . . . Suffered season-ending injury Aug. 16 at San Francisco, when he

tore the posterior cruciate ligament in his left knee . . . In addition to playing his usual shortstop and second base positions, Duncan also played some left and right field . . . Reported to fall Arizona Instructional League, where he worked with coach Bill Russell . . . Played for Licey in Dominican Republic Winter League, mostly at second base.

1986 - Delivered a club-record 10 triples in spring training . . . Struggled in the regular season and suffered a series of injuries, including a swollen left knee in May, a sprained left ankle in June, stomach problems in July and a sprained right knee, bruised right calf and fractured left foot in August . . . Managed 48 stolen bases, 4th best in the league . . . His .951 fielding percentage was lowest among regular shortstops in the league.

1985 - Duncan was a key to the Dodgers' success . . . With Steve Sax and Bob Bailor suffering injuries at the start of the season, he was the starting second baseman on Opening Day . . . Finished third in National League Rookie of the Year balloting . . . Was 8th in league in stolen bases . . . Became permanent fixture at shortstop on June 1 after an injury to Dave Anderson . . . Hit his only major league grand slam Aug. 23 at Montreal off Gary Lucas.

Minor League Notes: 1984 - Tied Albuquerque teammate Stu Pederson with 11 triples to lead the Texas League . . . Duncan's 41 stolen bases in 54 attempts was the fifth highest league total . . . Had 35 multiple-hit games, including 11 three-hit games. 1983 - Helped Vero Beach to Florida State League title . . . Led FSL with 56

steals, including 26 in his first 30 attempts.

Personal: Has seven brothers and three sisters . . . Played with Philadelphia's Juan Samuel and Toronto's Tony Fernandez as a

youth in the Dominican leagues . . . Was a fan of Cesar Cedeno and the Houston Astros as a youngster . . . Married to wife Jackie on October 24, 1987.

Mariano Duncan

| Year | Club | Avg. | G | AB | R | H | 2B | 3B | HR | RBI | BB | SO | SB |
|-------------------|-------------|------|-----|------|-----|-----|----|----|----|-----|----|-----|----|
| 1982 | Lethbridge | .236 | 30 | 55 | 9 | 13 | 3 | 1 | 1 | 8 | 8 | 21 | 1 |
| 1983 | Vero Beach | .266 | 109 | 384 | 73 | 102 | 10 | 15 | 0 | 42 | 44 | 87 | 56 |
| 1984 | San Antonio | .253 | 125 | 502 | 80 | 127 | 14 | 11 | 2 | 44 | 41 | 107 | 41 |
| 1985 | Los Angeles | .244 | 142 | 562 | 74 | 137 | 24 | 6 | 6 | 39 | 38 | 113 | 38 |
| 1986 | Los Angeles | .229 | 109 | 407 | 47 | 93 | 7 | 0 | 8 | 30 | 30 | 78 | 48 |
| 1987 | Los Angeles | .215 | 76 | 261 | 31 | 56 | 8 | 1 | 6 | 18 | 17 | 62 | 11 |
| | Albuquerque | .273 | 6 | 22 | 7 | 6 | 0 | 0 | 0 | 0 | 3 | 5 | 3 |
| 1988 | Albuquerque | .286 | 56 | 227 | 48 | 65 | 4 | 8 | 0 | 25 | 10 | 40 | 33 |
| ML Totals-3 years | | .233 | 327 | 1230 | 152 | 286 | 39 | 7 | 20 | 87 | 85 | 253 | 97 |

GW-RBI: 1985-5, 1986-3, 1987-3. Total-11.

vs. NATIONAL LEAGUE

| | 1988 | | | | | Career | | | | |
|----------------|----------------------|----|---|----|-----|----------------------------------------------------------------------------------------------------------------------------------------------------------------------------------------------------------------------------------------------------------------------------------------------------------------------------------|------|-----|----|-----|
| | Avg. | AB | H | HR | RBI | Avg. | AB | H | HR | RBI |
| vs. West | | | | | | | | | | |
| Atlanta | — | — | — | — | — | .198 | 101 | 20 | 0 | 10 |
| Cincinnati | — | — | — | — | — | .306 | 124 | 38 | 2 | 6 |
| Houston | — | — | — | — | — | .218 | 133 | 29 | 2 | 6 |
| San Diego | — | — | — | — | — | .239 | 155 | 37 | 4 | 15 |
| San Francisco | — | — | — | — | — | .225 | 173 | 39 | 2 | 11 |
| West Total | — | — | — | — | — | .238 | 686 | 163 | 10 | 48 |
| vs. East | | | | | | | | | | |
| Chicago | — | — | — | — | — | .233 | 103 | 24 | 1 | 11 |
| Montreal | — | — | — | — | — | .200 | 65 | 13 | 1 | 4 |
| New York | — | — | — | — | — | .241 | 79 | 19 | 1 | 6 |
| Philadelphia | — | — | — | — | — | .165 | 79 | 13 | 1 | 5 |
| Pittsburgh | — | — | — | — | — | .306 | 108 | 33 | 4 | 8 |
| St. Louis | — | — | — | — | — | .191 | 110 | 21 | 2 | 5 |
| East Total | — | — | — | — | — | .226 | 544 | 123 | 10 | 39 |
| 1988 Totals | — | — | — | — | — | .233 | 1230 | 286 | 20 | 87 |
| Home | — | — | — | — | — | DUNCAN'S BEST Season Avg.: .244 in 1985 Hits: 137 in 1985 HR: 8 in 1986 RBI: 39 in 1985 Game Most Hits: 4, last time, September 14, 1985 at Cincinnati Most RBI: 5, September 10, 1985 (1st game) at Atlanta Most HR: 1 (2 times), last time, August 13, 1987 vs. Cincinnati | | | | |
| Away | — | — | — | — | — | | | | | |
| Day | — | — | — | — | — | | | | | |
| Night | — | — | — | — | — | | | | | |
| 1st Half | — | — | — | — | — | | | | | |
| 2nd Half | — | — | — | — | — | | | | | |
| vs. RHP | — | — | — | — | — | | | | | |
| vs. LHP | — | — | — | — | — | | | | | |
| Pinch-Hit | — | — | — | — | — | | | | | |
| In April | — | — | — | — | — | | | | | |
| May | — | — | — | — | — | | | | | |
| June | — | — | — | — | — | | | | | |
| July | — | — | — | — | — | | | | | |
| August | — | — | — | — | — | | | | | |
| Sept.-Oct. | — | — | — | — | — | | | | | |
| Longest Streak | 7 games (1986, 1987) | | | | | | | | | |

LEAGUE CHAMPIONSHIP SERIES STATISTICS

| Year | Club, Opp. | Avg. | G | AB | R | H | 2B | 3B | HR | RBI | BB | SO | SB |
|------|---------------|------|---|----|---|---|----|----|----|-----|----|----|----|
| 1985 | LA vs. St. L. | .222 | 5 | 18 | 2 | 4 | 2 | 1 | 0 | 1 | 1 | 3 | 1 |

ADDITIONAL BATTING STATISTICS

| Year | IBB | HP | SF | SH | CS | TB | Year | IBB | HP | SF | SH | CS | TB |
|------|-----|----|----|----|----|-----|-----------|-----|----|----|----|----|-----|
| 1985 | 4 | 3 | 4 | 13 | 8 | 191 | 1987 | 1 | 2 | 1 | 6 | 1 | 84 |
| 1986 | 1 | 2 | 1 | 5 | 13 | 124 | ML Totals | 6 | 7 | 6 | 24 | 22 | 399 |

DUNCAN'S CAREER TRANSACTIONS

Signed as a free agent with the Los Angeles Dodgers on January 17, 1982 by Ralph Avila.



JEFF FISCHER

Right-handed pitcher 51

Birth date: August 17, 1963

Birthplace: West Palm Beach, FL

Bats: Right **Throws:** Right

Height: 6-3 **Weight:** 180

M.L. Service: 12 days

How Obtained: Dodgers' #2 selection in the December, 1988 Major League Winter Draft

1988 Notes: Selected by the Dodgers off the Indianapolis roster (Montreal Expos) in the winter draft in Atlanta . . . Had career highs in strikeouts (110) and innings pitched (177.1) . . . Led team in innings pitched and placed fifth in the American Association in that category . . . Struck out eight on Aug. 27 vs. Buffalo for his season high . . . Went 33.1 innings without a walk at the outset of the season . . . His 13 wins tied for the league lead . . . 2.69 ERA was second in the league.

M.L. Career: 1987-Made his major league debut as an Expo June 19 vs. St. Louis, pitching 5.1 innings as a starter, allowing one run on four hits.

Minor Notes: 1987-Won his first four decisions at Indianapolis, earning a June promotion to Montreal . . . Returned to Indianapolis in early July where he lost his next six decisions before winning in his final start. 1986-Began season at West Palm Beach, losing his first game but winning nine consecutive decisions thereafter . . . Led Florida State League in winning percentage (.833) and allowed only one home run . . . Held opposing hitters to a .216

batting average and walked 1.72 batters per nine innings pitched . . . Promoted to Jacksonville in mid-July where he won his first start and threw a three-hit shutout July 22 vs. Birmingham in his third start . . . His two shutouts placed him fourth in the Southern League . . . Selected Southern League Pitcher of the Week Aug. 4-10 when he was 2-0 with one shutout and a 2.03 ERA . . . Selected to Florida State League All-Star team by Baseball America. 1985-Was the Expos' #7 selection in the 1985 June Draft . . . Showed potential after joining the team in June, completing four of 13 starts . . . His 1.91 walks per nine innings pitched ratio was the best in the Florida State League . . . Selected Expos' Minor League Pitcher of the Month for June, compiling a 2-1 record and a 0.91 ERA and two shutouts.

Personal: Graduated Forest Hill School in West Palm Beach, FL in 1981 . . . Attended Palm Beach Junior College and the University of Florida in Gainesville . . . Selected All-SEC East, All-SEC Tournament, 1984 and All-Tournament (Atlantic Region), 1985 . . . Single.

Jeffrey Thomas Fischer

| Year | Club | W-L | ERA | G | GS | CG | SHO | SV | IP | H | R | ER | BB | SO |
|-----------|--------------|------|------|----|----|----|-----|----|-------|-----|----|----|----|-----|
| 1985 | W. Palm Bch. | 6-5 | 3.51 | 13 | 13 | 4 | 2 | 0 | 85.0 | 92 | 40 | 33 | 18 | 40 |
| 1986 | W. Palm Bch. | 10-2 | 1.44 | 14 | 14 | 2 | 2 | 0 | 94.0 | 74 | 24 | 15 | 20 | 64 |
| | Jacksonville | 5-2 | 3.69 | 11 | 11 | 3 | 2 | 0 | 71.0 | 70 | 35 | 29 | 16 | 39 |
| 1987 | Indianapolis | 7-9 | 5.44 | 24 | 24 | 0 | 0 | 0 | 145.2 | 179 | 93 | 88 | 55 | 76 |
| | Montreal | 0-1 | 8.56 | 4 | 2 | 0 | 0 | 0 | 13.2 | 21 | 14 | 13 | 5 | 6 |
| 1988 | Indianapolis | 13-8 | 2.69 | 28 | 26 | 3 | 1 | 0 | 177.1 | 162 | 63 | 53 | 32 | 110 |
| ML Totals | | 0-1 | 8.56 | 4 | 2 | 0 | 0 | 0 | 13.2 | 21 | 14 | 13 | 5 | 6 |

FISCHER'S CAREER TRANSACTIONS

Selected in 7th round of free agent draft by the Montreal Expos, June 3, 1985.
 Selected by the Los Angeles Dodgers in 2nd round of Major League Winter Draft, December 5, 1988.



KIRK GIBSON

Outfielder 23

Birth date: May 28, 1957

Birthplace: Pontiac, MI

Bats: Left **Throws:** Left

Height: 6-3 **Weight:** 215

M.L. Service: 9 years and 24 days

How Obtained: Signed as free agent on February 1, 1988

1988 Notes: Was named the National League Most Valuable Player... Became the first Dodger to win the MVP award since Steve Garvey in 1974 and the 8th Dodger player and 10th time overall... Was the heart and soul of the Dodger squad... He finished the campaign with a .290 average, 11th best in the league... Finished with 25 home runs, tied for 6th best in the N.L. and it marked the 5th consecutive year he hit 25 or more home runs... Was among the N.L. leaders with a .377 on-base percentage (4th), 46 multiple-hit games (7th), 106 runs (2nd) and a .483 slugging percentage (9th)... The one highlight that will be most remembered for years to come was his dramatic two-out 9th inning home run off Dennis Eckersley of Oakland in Game 1 of the World Series, giving the Dodgers a 5-4 victory... It was his only at-bat in World Series play... Batted .246 in April and hit his first home run as a Dodger on April 9 at Atlanta... First home run in Dodger Stadium was April 29 vs. the Cardinals... Had a season high four RBI on April 9 in Atlanta... Hit safely in 19 of 26 games in May and collected two or more hits 12 times while batting .324 for the month... In all, he had 46 multiple-hit games and 15 multiple-RBI games during the year... Posted his first of three seven-game hitting streaks in late April and early May... In his last hitting streak, he went 11-for-24

(.458) from Aug. 15-21... Batted .281 for the month of June and saw his average hit the .300 mark for the first time on June 21 vs. the Braves... July was another good offensive month for the left fielder, hitting .333 (36-for-108) with five homers and 14 RBI... Had two home runs in a game on July 14 at Chicago, in game two of the DH... He collected his 1000th career hit on Aug. 2, against Jose Rijo of the Reds and played in his 1000th game Aug. 7 vs. the Astros... He scored the winning run from second base on a Joe Hesketh (Expos) wild pitch on Aug. 20 at Dodger Stadium, giving the Dodgers a 4-3 come-from-behind win... Raised his average to a season high .310 on Aug. 6 vs. Houston... Batted just .242 in Sept., but suffered from a strained left hamstring in the final days of the month... In all, he missed six games in the month and the final two of the year... Best offensive day as a Dodger was on Aug. 11 vs. the Reds, collecting a season high four hits with three doubles and a home run... Had three hits or more nine times... Batted .316 at Dodger Stadium with 14 home runs... Batted .315 vs. the East and had 38 RBI both vs. the East and West... Homered every 21.7 at-bats, 8th best in the N.L... Has hit a home run vs. every club in majors except San Francisco and Detroit... Hit eight first inning home runs and 11 vs. left-handers... Was 7th in the league with 14

intentional walks . . . One of two Dodgers (Shelby the other) to homer vs. the Mets . . . Started 147 games in left field and made his only center field appearance late in the game on July 22 at Pittsburgh . . . Stole 31 of 35 bases (.885) . . . Has now recorded 25 home runs and 25 stolen bases in four of the last five years . . . Hit .308 on natural turf . . . Hit .294 vs. left-handers . . . Had a career high 73 walks . . . Batted only .154 in NLCS play vs. the Mets, but hit the game-winning home run in the 12th inning off Roger McDowell in Game 4 and hit a three-run blast in Game 5 giving the Dodgers a 6-0 lead . . . Had a team high six RBI in the NLCS . . . Missed games 2-5 in the World Series with hamstring and knee problems.

M.L. Career: 1987-Played in his ninth and final year with the Tigers and hit .277 with 24 home runs and 79 RBI . . . He fell just one home run short of reaching the 25 homer/25 stolen base level for the fourth straight year . . . Was assigned to Toledo farm club April 28-May 5 for rehabilitation . . . Missed the first 24 games of the season with a pulled muscle in right side of rib cage . . . Had a career high six assists . . . After returning from the injury, he totalled 24 RBI, 31 runs and 10 stolen bases in first 33 games . . . Overall batted .276 in the American League and hit 150 home runs in nine years with the Tigers.

1986-On Opening Day he recorded four hits, two homers and five RBI vs. Boston . . . Ended the year hitting .268 with 28 home runs and 86 RBI . . . Was named Player of the Week three times, the 5th player in A.L. history to receive the honor three times in a season . . . Was placed on 21-DL on April 23 after severely injuring his left ankle on April 22 at Boston . . . Returned June 3 and finished the year with a career high 34 stolen bases and 12 GWRBI . . . Set major league record with five straight GWRBI (July 13, 17-20) . . . Homered over the right field roof at Tiger Stadium Sept. 10 vs. Brewers and hit another home run on the roof the same game.

1985-Batted .287 and recorded career highs in at-bats (581), hits (167), doubles (37), home runs (29) and RBI (97) . . . Hit 18 home runs

at home . . . Hit his second inside-the-park home run on Oct. 2 vs. Toronto and Dave Steib . . . Stole 30 of 34 bases (.882) to rank third in A.L. . . . Was hit in the mouth by Oakland's Tim Birtsas on May 30 and received 17 stitches . . . You guessed it, he played the next day . . . Was named A.L. Player of the Week June 3 . . . Played in a career high 154 games.

1984-Hit .282 and became the first Tiger to hit at least 20 home runs and steal at least 20 bases in same season . . . Had career high 15-game hitting streak and batted .442 (23-for-52) during the streak with 20 runs . . . Recorded 17 GWRBI, a Tigers' record . . . Was named ALCS MVP with a .417 average and .500 on-base percentage . . . Hit two homers in Game 5 of World Series and had seven RBI in the Series . . . Collected over 100 hits (150) for the first time and has now recorded five 100 or more hit seasons.

1983-Batted just .227 but will remember the season because of a 523-foot home run that was found on the lumberyard roof across Trumbull Avenue located outside Tiger Stadium . . . Hit his first inside-the-park home run at Toronto on May 25 vs. Jim Gott . . . Had his injured knee arthroscoped and was out just 10 days . . . Totalled 15 home runs and 51 RBI.

1982-Was an injury plagued season, suffering through a sore left knee, a strained left calf muscle, stomach ailment and a severe left wrist sprain . . . Was placed on the DL July 15 and missed the rest of the season . . . Batted .278 and played in 69 games.

1981-Led the team with a .328 average (a career high) and 17 stolen bases . . . Led all A.L. players with a second half .375 average and hit safely in 41 of 49 games . . . Was named A.L. Player of the Week twice, an award he would go on to win six times in the American League.

1980-First full season with the Tigers and was leading the team with nine home runs when he suffered an injury to his left wrist while swinging at a pitch in Milwaukee . . . Was placed on the DL June 18 and missed the rest of the season . . . Underwent surgery to repair torn cartilage . . . Finished batting .263 in a career low 51

games.

1979-Started the season in Evansville, but was promoted to the Tigers on Sept. 5 . . . Made his major league debut on Sept. 8 vs. the Yankees . . . Hit his first big league homer on Sept. 25 off Steve Stone at Baltimore.

Minor League Notes: 1979-Started his second year in the minors with Evansville and batted .245 before being promoted to the Tigers . . . Had nine home runs and 42 RBI. **1978**-Initial season in pro ball and batted .240 with Lakeland in 54 games.

Personal: Was an All-America

performer at Michigan State in both football and baseball . . . Was the starting flanker for the Spartans and played the outfield in the spring . . . Signed with the Tigers after playing just one year of baseball . . . Set school football records with 112 catches, 2,347 yards and 24 touchdown receptions . . . In his only year on the baseball squad, he hit .390 with 16 homers and 52 RBI in 48 games . . . Enjoys going to Michigan in the off-season . . . Likes to hunt . . . Wife's name is JoAnn and they were married Dec. 21, 1985 . . . They have a son, Kirk Robert (9-26-86).

Kirk Harold Gibson

| Year | Club | Avg. | G | AB | R | H | 2B | 3B | HR | RBI | BB | SO | SB |
|--------------------|-------------|------|------|------|-----|------|-----|----|-----|-----|-----|-----|-----|
| 1978 | Lakeland | .240 | 54 | 175 | 27 | 42 | 5 | 4 | 8 | 40 | 22 | 54 | 13 |
| 1979 | Evansville | .245 | 89 | 327 | 50 | 80 | 13 | 5 | 9 | 42 | 34 | 110 | 20 |
| | Detroit | .237 | 12 | 38 | 3 | 9 | 3 | 0 | 1 | 4 | 1 | 3 | 3 |
| 1980 | Detroit | .263 | 51 | 175 | 23 | 46 | 2 | 1 | 9 | 16 | 10 | 45 | 4 |
| 1981 | Detroit | .328 | 83 | 290 | 41 | 95 | 11 | 3 | 9 | 40 | 18 | 64 | 17 |
| 1982 | Detroit | .278 | 69 | 266 | 34 | 74 | 16 | 2 | 8 | 35 | 25 | 41 | 9 |
| 1983 | Detroit | .227 | 128 | 401 | 60 | 91 | 12 | 9 | 15 | 51 | 53 | 96 | 14 |
| 1984 | Detroit | .282 | 149 | 531 | 92 | 150 | 23 | 10 | 27 | 91 | 63 | 103 | 29 |
| 1985 | Detroit | .287 | 154 | 581 | 96 | 167 | 37 | 5 | 29 | 97 | 71 | 137 | 30 |
| 1986 | Detroit | .268 | 119 | 441 | 84 | 118 | 11 | 2 | 28 | 86 | 68 | 107 | 34 |
| 1987 | Toledo | .235 | 6 | 17 | 2 | 4 | 0 | 0 | 0 | 3 | 2 | 3 | 2 |
| | Detroit | .277 | 128 | 487 | 95 | 135 | 25 | 3 | 24 | 79 | 71 | 117 | 26 |
| 1988 | Los Angeles | .290 | 150 | 542 | 106 | 157 | 28 | 1 | 25 | 76 | 73 | 120 | 31 |
| AL Totals-9 years | | .276 | 893 | 3210 | 528 | 885 | 140 | 35 | 150 | 499 | 380 | 713 | 166 |
| NL Totals-1 year | | .290 | 150 | 542 | 106 | 157 | 28 | 1 | 25 | 76 | 73 | 120 | 31 |
| ML Totals-10 years | | .278 | 1043 | 3752 | 634 | 1042 | 168 | 36 | 175 | 575 | 453 | 833 | 197 |

GW-RBI: 1980-1, 1981-5, 1982-6, 1983-6, 1984-17, 1985-8, 1986-12, 1987-11, 1988-9, Total-75.

REMEMBER THIS BIG DODGER INNING? (15 RUNS)

The Dodgers scored 15 runs against the Cincinnati Reds on May 21, 1952 in the first inning and set the following records - most runs in an inning (15), most runs scored in the first inning (15), most runs scored with two out (12), most batters to bat in one inning (21) and most batters to reach base safely in a row (19). Do you remember the inning? This is how it went: Billy Cox grounded out. Pee Wee Reese walked. Duke Snider homered to right. Jackie Robinson doubled to left. Andy Pafko walked. George Shuba singled Robinson home and Pafko went to second. Pitcher Ewell Blackwell was replaced by Bud Byerly, Pafko was thrown out trying to steal third and Shuba went to second. Gil Hodges walked. Rube Walker singled home Shuba. Chris Van Cuyk singled Hodges home. Cox singled home Walker. Reese singled home Van Cuyk to make it 7-0. Byerly replaced by Herm Wehmeier for Reds. Snider walked to load the bases. Robinson was hit by a pitch, scoring Cox. Pafko singled home Reese and Snider. Frank Smith relieved Wehmeier with the score 10-0. Shuba walked to load the bases again. Hodges walked to force in Robinson. Walker singled home Pafko and Shuba. Van Cuyk singled in the 14th run (Hodges) of the inning. Cox was hit by a pitch to load the bases. Reese walked forcing in run number 15 (Walker). Snider struck out. (15 Runs, 10 Hits, 7 Walks, 2 Hit by Pitch, 3 Left on Base.)

vs. NATIONAL LEAGUE

| | 1988 | | | | | Career | | | | |
|---------------------|-------------------|-----|-----|----|-----|------------------------------------------------------------------------------------------------------------------------------------------------------------------------------------------------------------------------------------------------------------------------------------------------------------------------------------|-----|-----|----|-----|
| | Avg. | AB | H | HR | RBI | Avg. | AB | H | HR | RBI |
| vs. West | | | | | | | | | | |
| Atlanta | .350 | 60 | 21 | 2 | 9 | .350 | 60 | 21 | 2 | 9 |
| Cincinnati | .313 | 64 | 20 | 3 | 10 | .313 | 64 | 20 | 3 | 10 |
| Houston | .224 | 67 | 15 | 5 | 11 | .224 | 67 | 15 | 5 | 11 |
| San Diego | .217 | 46 | 10 | 2 | 6 | .217 | 46 | 10 | 2 | 6 |
| San Francisco | .200 | 45 | 9 | 0 | 2 | .200 | 45 | 9 | 0 | 2 |
| West Total | .266 | 282 | 75 | 12 | 38 | .266 | 282 | 75 | 12 | 38 |
| vs. East | | | | | | | | | | |
| Chicago | .346 | 52 | 18 | 3 | 8 | .346 | 52 | 18 | 3 | 8 |
| Montreal | .349 | 43 | 15 | 2 | 5 | .349 | 43 | 15 | 2 | 5 |
| New York | .222 | 36 | 8 | 1 | 1 | .222 | 36 | 8 | 1 | 1 |
| Philadelphia | .317 | 41 | 13 | 1 | 8 | .317 | 41 | 13 | 1 | 8 |
| Pittsburgh | .279 | 43 | 12 | 2 | 5 | .279 | 43 | 12 | 2 | 5 |
| St. Louis | .356 | 45 | 16 | 4 | 11 | .356 | 45 | 16 | 4 | 11 |
| East Total | .315 | 260 | 82 | 13 | 38 | .315 | 260 | 82 | 13 | 38 |
| 1988 Totals | .290 | 542 | 157 | 25 | 76 | .290 | 542 | 157 | 25 | 76 |
| Home | .316 | 256 | 81 | 14 | 42 | GIBSON'S BEST Season Avg.: .328 in 1981 Hits: 167 in 1985 HR: 29 in 1985 RBI: 97 in 1985 Game Most Hits: 5, last time, May 14, 1982 vs. Minnesota Most RBI: 5 (4 times), last time, June 25, 1986 vs. Baltimore Most HR: 2 (9 times), last time, July 14, 1988 at Chicago Cubs | | | | |
| Away | .266 | 286 | 76 | 11 | 34 | | | | | |
| Day | .284 | 159 | 45 | 10 | 20 | | | | | |
| Night | .292 | 383 | 112 | 15 | 56 | | | | | |
| 1st Half | .298 | 289 | 86 | 15 | 46 | | | | | |
| 2nd Half | .281 | 253 | 71 | 10 | 30 | | | | | |
| vs. RHP | .287 | 338 | 97 | 14 | 38 | | | | | |
| vs. LHP | .294 | 204 | 60 | 11 | 38 | | | | | |
| Pinch-Hit | - | - | - | - | - | | | | | |
| In April | .246 | 69 | 17 | 2 | 10 | | | | | |
| May | .324 | 102 | 33 | 7 | 17 | | | | | |
| June | .281 | 96 | 27 | 5 | 13 | | | | | |
| July | .333 | 108 | 36 | 5 | 14 | | | | | |
| August | .277 | 101 | 28 | 4 | 15 | | | | | |
| Sept.-Oct. | .242 | 66 | 16 | 2 | 7 | | | | | |
| Longest Streak 1988 | 7 games (3 times) | | | | | | | | | |
| Career | 15 (1984) | | | | | | | | | |

LEAGUE CHAMPIONSHIP SERIES STATISTICS

| Year | Club, Opp. | Avg. | G | AB | R | H | 2B | 3B | HR | RBI | BB | SO | SB |
|------------|----------------|------|----|----|---|----|----|----|----|-----|----|----|----|
| 1984 | Det. vs. Oak. | .417 | 3 | 12 | 2 | 5 | 1 | 0 | 1 | 2 | 2 | 1 | 1 |
| 1987 | Det. vs. Minn. | .286 | 5 | 21 | 4 | 6 | 1 | 0 | 1 | 4 | 3 | 8 | 3 |
| 1988 | L.A. vs. Mets | .154 | 7 | 26 | 2 | 4 | 0 | 0 | 2 | 6 | 3 | 6 | 2 |
| LCS Totals | | .254 | 15 | 59 | 8 | 15 | 2 | 0 | 4 | 12 | 8 | 15 | 6 |

WORLD SERIES STATISTICS

| Year | Club, Opp. | Avg. | G | AB | R | H | 2B | 3B | HR | RBI | BB | SO | SB |
|-----------|---------------|-------|---|----|---|---|----|----|----|-----|----|----|----|
| 1984 | Det. vs. S.D. | .333 | 5 | 18 | 4 | 6 | 0 | 0 | 2 | 7 | 4 | 4 | 3 |
| 1988 | L.A. vs. Oak. | 1.000 | 1 | 1 | 1 | 1 | 0 | 0 | 1 | 2 | 0 | 0 | 0 |
| WS Totals | | .368 | 6 | 19 | 5 | 7 | 0 | 0 | 3 | 9 | 4 | 4 | 3 |

ADDITIONAL BATTING STATISTICS

| Year | IBB | HP | SF | SH | CS | TB | Year | IBB | HP | SF | SH | CS | TB |
|-----------|-----|----|----|----|----|-----|------|-----|----|----|----|------|-----|
| 1979 | 0 | 0 | 0 | 0 | 3 | 15 | 1984 | 6 | 8 | 6 | 3 | 9 | 274 |
| 1980 | 0 | 1 | 2 | 1 | 7 | 77 | 1985 | 16 | 5 | 10 | 3 | 4 | 301 |
| 1981 | 1 | 2 | 2 | 1 | 5 | 139 | 1986 | 4 | 7 | 4 | 1 | 6 | 217 |
| 1982 | 2 | 1 | 1 | 1 | 7 | 118 | 1987 | 8 | 5 | 4 | 1 | 7 | 238 |
| 1983 | 3 | 4 | 4 | 5 | 3 | 166 | 1988 | 14 | 7 | 7 | 3 | 4 | 262 |
| ML Totals | | | | | | | 54 | 40 | 40 | 19 | 55 | 1807 | |

GIBSON'S CAREER TRANSACTIONS

Selected by the Detroit Tigers in first round of free agent draft, June, 1978.

Granted free agency, November 12, 1985; resigned by the Detroit Tigers, January 8, 1986.

Signed by the Los Angeles Dodgers as free agent on February 1, 1988.



JOSE GONZALEZ

Outfielder 38

Birth date: November 23, 1964

Birthplace: Puerto Plata, Dominican Republic

Bats: Right **Throws:** Right

Height: 6-2 **Weight:** 196

M.L. Service: 1 year and 33 days

How Obtained: Signed as a free agent, August 12, 1980

1988 Notes: Played the role of a "swing man" as he was called up to the Dodgers on four separate occasions . . . Contract purchased from Albuquerque on June 10 following injury to Pedro Guerrero . . . After just two appearances, was outrighted to Albuquerque on June 16 . . . Contract purchased again on June 21 when Jay Howell was placed on the disabled list . . . Outrighted to Albuquerque on July 19 having appeared in nine contests and picking up two hits in six at-bats . . . Contract purchased a third time on Aug. 1 after Fernando Valenzuela was placed on the disabled list . . . After three pinch-hit appearances, he was outrighted back to Albuquerque on Aug. 9 . . . Final call-up came on Aug. 29 . . . Playing for Albuquerque, finished third in the Pacific Coast League and tied for the Dukes' 10th best single season mark with 44 stolen bases . . . Stole three bases in a game on two occasions . . . Stole two bases in a game five times . . . Singled, homered, stole a base and had three RBI to defeat Colorado Springs on May 14 . . . Had four hits, including a triple vs. Colorado Springs on Aug. 12 . . . had three hits in a game on six occasions and had 21 multiple-hit games overall . . . Played for Lacey in Dominican Republic Winter League.

M.L. Notes: 1987 - Joined the Dodgers Sept. 14 after contract was purchased from Albuquerque . . . Played all three outfield positions for Dodgers . . . Hit in three of four games in which he started . . . Stole five bases in as many tries . . . Played for Lacey in Dominican Republic Winter League.

1986 - Was recalled to Los Angeles after Mike Marshall was sidelined with a bad back on July 22 . . . After playing sparingly, Gonzalez returned to Albuquerque on Aug. 4 upon Marshall's return . . . One week later, Pedro Guerrero returned to the disabled list and the Dodgers once again called on Gonzalez . . . Had five two-hit games . . . Hit his first big league home run on Sept. 10 vs. Houston off Jim Deshaies.

1985 - Called up from Albuquerque on Sept. 1 . . . Played in 23 games for the Dodgers, the first on Sept. 2 as a pinch-runner, scoring the winning run in an extra-inning contest . . . Singled off Houston's Jeff Calhoun on Sept. 23 for his first big league hit . . . First start was on Oct. 3 . . . Hit .273 (3-for-11) with two doubles and scored six runs, four as a pinch-runner.

Minor League Notes: 1987 - Had two hits and three RBI in PCL championship win over Calgary Sept. 11 . . . Drove in six runs with two homers in victory over Portland June 23 . . . Had six three-hit games . . . Had 19 hits in 56 at-bats (.339) May 2-22 . . . Had 19 hits in 44 at-bats (.432) June 20-July 5 . . . Had 29 hits in 81 at-bats (.358) June 26-Aug. 2 1986 - Hit .277 with six homers and 37 RBI, earning a promotion to Los Angeles . . . Had 10 assists for Albuquerque. 1985 - Playing for San Antonio, received Texas League All-Star honors . . . Hit .306 with 13 homers and 62 RBI, all career highs . . . Had 32 multiple-hit games and 15 assists and finished third in stolen bases with 34. 1984 - At Bakersfield in the California League, Gonzalez hit his first professional grand slam on June 15 and was second

on the team in home runs with 11. 1983 - Was off to his best start, playing for Lodi of the Class A California League and among the leading hitters until cartilage damage to his right thumb sidelined him for the season... Batted .396 (42-for-106) during a 25-game hitting streak in May that raised his average from .217 to .342. 1982 - Drove in 47 runs in 55 games... Played brilliantly in center field, committing just one error in 120 chances.

Personal: Signed as a free agent in

his native Dominican Republic when he was playing for Licey... Played his first professional season at Lethbridge in 1981, the first time the 16-year-old had been outside the Dominican... Perennial favorite in the 60-yard dash each spring at Dodgertown... Graduated Virginia Elena Ortea High School in Puerto Plata, where he played baseball and basketball... Older brother pitched in New York Yankees organization in 1981... Married to wife Mona on April 30, 1984.

Jose Rafael Gonzalez

| Year | Club | Avg. | G | AB | R | H | 2B | 3B | HR | RBI | BB | SO | SB |
|--------------------|-------------|------|-----|-----|----|-----|----|----|----|-----|----|-----|----|
| 1981 | Lethbridge | .136 | 34 | 103 | 11 | 14 | 1 | 1 | 0 | 7 | 11 | 44 | 3 |
| 1982 | Lethbridge | .301 | 55 | 209 | 35 | 63 | 14 | 1 | 4 | 47 | 15 | 45 | 11 |
| 1983 | Lodi | .294 | 76 | 310 | 48 | 91 | 17 | 4 | 6 | 36 | 24 | 83 | 21 |
| 1984 | Bakersfield | .221 | 129 | 484 | 86 | 107 | 26 | 1 | 11 | 59 | 58 | 126 | 49 |
| 1985 | San Antonio | .306 | 128 | 448 | 82 | 137 | 22 | 6 | 13 | 62 | 60 | 80 | 34 |
| | Los Angeles | .273 | 23 | 11 | 6 | 3 | 2 | 0 | 0 | 0 | 1 | 3 | 1 |
| 1986 | Albuquerque | .277 | 89 | 303 | 39 | 84 | 20 | 3 | 6 | 37 | 16 | 70 | 11 |
| | Los Angeles | .215 | 57 | 93 | 15 | 20 | 5 | 1 | 2 | 6 | 7 | 29 | 4 |
| 1987 | Albuquerque | .280 | 116 | 339 | 67 | 95 | 23 | 3 | 13 | 61 | 55 | 94 | 19 |
| | Los Angeles | .188 | 19 | 16 | 2 | 3 | 2 | 0 | 0 | 1 | 1 | 2 | 5 |
| 1988 | Albuquerque | .306 | 84 | 288 | 57 | 88 | 15 | 2 | 5 | 22 | 36 | 66 | 44 |
| | Los Angeles | .083 | 37 | 24 | 7 | 2 | 1 | 0 | 0 | 0 | 2 | 10 | 3 |
| ML Totals- 4 years | | .194 | 136 | 144 | 30 | 28 | 10 | 1 | 2 | 7 | 11 | 44 | 13 |

GW-RBI: 1985-0, 1986-0, 1987-0, 1988-0. Total-0.

vs. NATIONAL LEAGUE

| | 1988 | | | | | Career | | | | |
|---------------------|----------------|-----------|----------|----------|----------|-------------------------------------------------------------------------------------------------------------------------------------------------------------------------------------------------------------------------------------------------------------------------------------------------------------------------------------|------------|-----------|----------|----------|
| | Avg. | AB | H | HR | RBI | Avg. | AB | H | HR | RBI |
| vs. West | | | | | | | | | | |
| Atlanta | .000 | 1 | 0 | 0 | 0 | .250 | 16 | 4 | 0 | 0 |
| Cincinnati | .000 | 4 | 0 | 0 | 0 | .250 | 16 | 4 | 0 | 0 |
| Houston | .000 | 4 | 0 | 0 | 0 | .214 | 28 | 6 | 1 | 2 |
| San Diego | .000 | 7 | 0 | 0 | 0 | .174 | 23 | 4 | 1 | 3 |
| San Francisco | .000 | 3 | 0 | 0 | 0 | .130 | 23 | 3 | 0 | 1 |
| West Total | .000 | 19 | 0 | 0 | 0 | .198 | 106 | 21 | 2 | 6 |
| vs. East | | | | | | | | | | |
| Chicago | .333 | 3 | 1 | 0 | 0 | .250 | 4 | 1 | 0 | 0 |
| Montreal | - | - | - | - | - | .000 | 2 | 0 | 0 | 0 |
| New York | .000 | 0 | 0 | 0 | 0 | .231 | 13 | 3 | 0 | 1 |
| Philadelphia | - | - | - | - | - | .133 | 15 | 2 | 0 | 0 |
| Pittsburgh | - | - | - | - | - | .000 | 2 | 0 | 0 | 0 |
| St. Louis | .500 | 2 | 1 | 0 | 0 | .500 | 2 | 1 | 0 | 0 |
| East Total | .400 | 5 | 2 | 0 | 0 | .184 | 38 | 7 | 0 | 1 |
| 1988 Totals | .083 | 24 | 2 | 0 | 0 | .194 | 144 | 28 | 2 | 7 |
| Home | .182 | 11 | 2 | 0 | 0 | GONZALEZ'S BEST Season Avg.: .273 in 1985 Hits: 20 in 1986 HR: 2 in 1986 RBI: 6 in 1986 Game Most Hits: 2 (5 times), last time, October 3, 1986 vs. San Francisco Most RBI: 2, September 29, 1986 at San Diego Most HR: 1 (2 times), last time, September 29, 1986 at San Diego | | | | |
| Away | .000 | 13 | 0 | 0 | 0 | | | | | |
| Day | .000 | 5 | 0 | 0 | 0 | | | | | |
| Night | .105 | 19 | 2 | 0 | 0 | | | | | |
| 1st Half | .333 | 6 | 2 | 0 | 0 | | | | | |
| 2nd Half | .000 | 18 | 0 | 0 | 0 | | | | | |
| vs. RHP | .000 | 10 | 0 | 0 | 0 | | | | | |
| vs. LHP | .143 | 14 | 2 | 0 | 0 | | | | | |
| Pinch-Hit | .222 | 9 | 2 | 0 | 0 | | | | | |
| In April | - | - | - | - | - | | | | | |
| May | - | - | - | - | - | | | | | |
| June | .000 | 3 | 0 | 0 | 0 | | | | | |
| July | .400 | 5 | 2 | 0 | 0 | | | | | |
| August | .000 | 3 | 0 | 0 | 0 | | | | | |
| Sept.-Oct. | .000 | 13 | 0 | 0 | 0 | | | | | |
| Longest Streak 1988 | 1 game | | | | | | | | | |
| Career | 4 games (1986) | | | | | | | | | |

LEAGUE CHAMPIONSHIP SERIES STATISTICS

| Year | Club, Opp. | Avg. | G | AB | R | H | 2B | 3B | HR | RBI | BB | SO | SB |
|------|---------------|------|---|----|---|---|----|----|----|-----|----|----|----|
| 1988 | L.A. vs. Mets | .000 | 5 | 2 | 2 | 0 | 0 | 0 | 0 | 0 | 0 | 0 | 0 |

WORLD SERIES STATISTICS

| Year | Club, Opp. | Avg. | G | AB | R | H | 2B | 3B | HR | RBI | BB | SO | SB |
|------|---------------|------|---|----|---|---|----|----|----|-----|----|----|----|
| 1988 | L.A. vs. Oak. | .000 | 4 | 2 | 2 | 0 | 0 | 0 | 0 | 0 | 0 | 0 | 0 |

ADDITIONAL BATTING STATISTICS

| Year | IBB | HP | SF | SH | CS | TB | Year | IBB | HP | SF | SH | CS | TB |
|-----------|-----|----|----|----|----|----|------|-----|----|----|----|----|----|
| 1985 | 0 | 0 | 0 | 0 | 1 | 5 | 1987 | 0 | 0 | 1 | 0 | 0 | 5 |
| 1986 | 0 | 0 | 0 | 2 | 3 | 33 | 1988 | 0 | 0 | 0 | 0 | 0 | 3 |
| ML Totals | | | | | | | | 0 | 0 | 1 | 2 | 4 | 46 |

GONZALEZ'S CAREER TRANSACTIONS

Signed as a free agent by the Los Angeles Dodgers on August 12, 1980 by Ralph Avila.



ALFREDO GRIFFIN

Infielder 7

Birth date: March 6, 1957

Birthplace: Santo Domingo, Dominican Republic

Bats: Both **Throws:** Right

Height: 5-11 **Weight:** 165

M.L. Service: 10 years and 81 days

How Obtained: Traded to Dodgers along with Jay Howell for pitchers Jack Savage, Bob Welch and Matt Young on December 11, 1987

1988 Notes: Played in his first season with the Dodgers and batted .199 after coming over from the A's in a trade . . . Started the season slowly in terms of average, batting just .183 in April, but drove in a career high 13 runs for the month . . . Had a career high 4 RBI on April 9 in Atlanta and was 3-for-4 on the day . . . Had the game-winning bases loaded triple on April 8 vs. the Braves . . . Would only record one other three-hit game the rest of the season on Aug. 31 at Montreal . . . Played in 18 straight games to start the month of May, but then was hit by a Doc Gooden fastball on May 21, fracturing the second metacarpal of the right hand . . . With his hand in a cast, he was placed on the 15-day DL on May 22 transferred to the 21-day DL on June 10 and transferred again to the 30-day DL on July 1 . . . In all, he would miss 57 games before returning July 25 at San Francisco as a pinch-runner . . . Made his first start on July 26 vs. the Giants in game two of the DH . . . Struggled the first

part of Aug. by going 1-for-20 (.050), but ended the month on a high note by going 5-for-11 (.455) in the last three games . . . Was batting .164 on Aug. 28, but raised his average to a season high .205 on Sept. 12 . . . During that time, he put together a season high 12-game hitting streak and batted .421 (16-for-38) . . . The last time he was batting over .200 was April 24 . . . Batted an impressive .250 in Sept. as his wrist showed signs of recovery . . . He hit safely in the first nine Sept. games and hit in 16-of-23 games . . . Overall, he had 11 multiple-hit games . . . Hit his only home run on Aug. 29 at Montreal off Dennis Martinez . . . That day Martinez beat Martinez, Ramon over Dennis . . . It was Alfredo's first home run as a Dodger and first since Aug. 21, 1987 when he homered for the A's vs. the Yankees . . . His .199 average and 94 games were career lows since joining the big leagues on a full-time basis back in 1979 with Toronto . . . Totalled just 63 hits, snapping a six year streak of 100

or more hits in a season . . . He has recorded 100 or more hits in eight of his 10 seasons . . . Batted .160 in the NLCS and .188 in the World Series . . . Tied a major league record for most bases loaded triples in a season with three . . .

M.L. Career: 1987-Totalled 60 RBI in 144 games, the second best RBI mark in his career . . . Had his 358 consecutive game streak snapped on May 1, when he went home to the Dominican Republic following the sudden death of his father . . . Prior to the season, he played in at least 150 games, six times . . . Started at short in 137 games . . . Batted .263 on the year . . . Had 20 RBI in 29 games in Aug. . . Sprained a ligament in his left thumb in Sept. and missed most of the month.

1986-Led the A's with a .285 average and played in 162 games, tying a career high . . . Also tied a career best with four home runs and established a career high with 33 stolen bases . . . Led the A's that season with 169 hits and six triples . . . Hit .301 left-handed.

1985-First year with the A's after being traded from Toronto on Dec. 8 . . . Won his first Gold Glove and had a career high 64 RBI . . . Batted .270 in 162 games.

1984-It was his sixth and final year with the Blue Jays and he batted .241 in 140 games . . . Was replacement for the American League All-Star Game . . . His 392 consecutive game playing streak came to an end on May 27 . . . Missed 22 games.

1983-Batted .250 and played in 162 games for the second consecutive season (would go on to record two more seasons playing 162 games with Oakland) . . . Tied for second in the A.L. with nine triples .

1982-First time he played in all 162 games and batted .241 . . . Led all A.L. shortstops in total chances (823) and putouts (319) . . . Committed just eight errors in last 100 games.

1981-Not one of his better years with Toronto as he hit .209 in the strike-shortened year . . . He did,

however, play in all 101 games.

1980-Tied Willie Wilson of the Royals for the A.L. lead in triples with 15 (career high), and set a record for most triples by a switch-hitter . . . Had hitting streaks of 19 and 14 games while batting .254 in 155 games . . . Had a career high 26 doubles.

1979-Was voted A.L. Rookie of the Year while hitting .287 (career best), the best among A.L. shortstops . . . Set career highs in runs (81), hits (179) and set Toronto records for hits, runs and triples.

1978-Spent the month of Sept. with the Indians and batted .500 (2-for-4) . . . Was traded to Toronto in December.

1977-Was called up to Cleveland in Sept. and hit .146 in 14 games.

1976-Made his major league debut Sept. 7 with the Indians and collected his first hit on the first pitch . . . Batted .250 in 12 games.

Minor League Notes: 1978-Hit a respectable .291 for Portland and led all Pacific Coast League shortstops in fielding (.937) and finished 5th in the league with 10 triples. 1977-Played for Toledo and hit .249 in 125 games before getting called up to Cleveland . . . Led the International League shortstops with 223 putouts. 1976-Started the season with San Jose and hit .259 in 64 games and then was advanced to Williamsport where he hit .275 with 13 stolen bases . . . Completed the minor league shuffle in Toledo and hit .216 . . . In all, he went from Class A to Class AA to Class AAA. 1975-Spent the full season with San Jose and hit .229 in 124 games in Class A. 1974-Split the campaign with Reno in Class A and hit .257 and Sarasota in the Rookie League where he hit .259 in 49 games.

Personal: Was signed as a 16-year-old free agent by the Cleveland Indians on Aug. 27, 1973 . . . Attended San Esteban High School, the same prep school as Rico Carty . . . List his hobby as music . . . Was married on February 26, 1981 and his wife's name is Noris . . . They have a daughter, Rosemary (8-27-83).

Alfredo Claudino Griffin

| Year | Club | Avg. | G | AB | R | H | 2B | 3B | HR | RBI | BB | SO | SB |
|------|----------|------|-----|-----|----|----|----|----|----|-----|----|----|----|
| 1974 | Reno | .257 | 11 | 35 | 4 | 9 | 0 | 0 | 0 | 1 | 1 | 11 | 3 |
| | Sarasoto | .259 | 49 | 158 | 17 | 41 | 1 | 0 | 0 | 11 | 10 | 24 | 7 |
| 1975 | San Jose | .229 | 124 | 358 | 42 | 82 | 4 | 3 | 0 | 25 | 20 | 82 | 11 |

Alfredo Claudino Griffin

| Year | Club | Avg. | G | AB | R | H | 2B | 3B | HR | RBI | BB | SO | SB |
|--------------------|--------------|------|------|------|-----|------|-----|----|----|-----|-----|-----|-----|
| 1976 | San Jose | .259 | 64 | 224 | 40 | 58 | 3 | 1 | 0 | 17 | 26 | 46 | 9 |
| | Williamsport | .275 | 58 | 200 | 22 | 55 | 3 | 0 | 0 | 17 | 14 | 29 | 13 |
| | Toledo | .216 | 22 | 88 | 5 | 19 | 7 | 1 | 0 | 6 | 4 | 13 | 0 |
| | Cleveland | .250 | 12 | 4 | 0 | 1 | 0 | 0 | 0 | 0 | 0 | 2 | 0 |
| 1977 | Toledo | .249 | 125 | 457 | 60 | 114 | 14 | 5 | 1 | 32 | 35 | 79 | 26 |
| | Cleveland | .146 | 14 | 41 | 5 | 6 | 1 | 0 | 0 | 3 | 3 | 5 | 2 |
| 1978 | Portland | .291 | 133 | 474 | 82 | 138 | 22 | 10 | 5 | 48 | 43 | 71 | 35 |
| | Cleveland | .500 | 5 | 4 | 1 | 2 | 1 | 0 | 0 | 0 | 2 | 1 | 0 |
| 1979 | Toronto | .287 | 153 | 624 | 81 | 179 | 22 | 10 | 2 | 31 | 40 | 58 | 21 |
| 1980 | Toronto | .254 | 155 | 653 | 63 | 166 | 26 | 15 | 2 | 41 | 24 | 58 | 18 |
| 1981 | Toronto | .209 | 101 | 388 | 30 | 81 | 19 | 6 | 0 | 21 | 17 | 38 | 8 |
| 1982 | Toronto | .241 | 162 | 539 | 57 | 130 | 20 | 8 | 1 | 48 | 22 | 49 | 10 |
| 1983 | Toronto | .250 | 162 | 528 | 62 | 132 | 22 | 9 | 4 | 47 | 27 | 44 | 8 |
| 1984 | Toronto | .241 | 140 | 419 | 53 | 101 | 8 | 2 | 4 | 30 | 4 | 33 | 11 |
| 1985 | Oakland | .270 | 162 | 614 | 75 | 166 | 18 | 7 | 2 | 64 | 20 | 50 | 24 |
| 1986 | Oakland | .285 | 162 | 594 | 74 | 169 | 23 | 6 | 4 | 51 | 35 | 52 | 33 |
| 1987 | Oakland | .263 | 144 | 494 | 69 | 130 | 23 | 5 | 3 | 60 | 28 | 41 | 26 |
| 1988 | Los Angeles | .199 | 94 | 316 | 39 | 63 | 8 | 3 | 1 | 27 | 24 | 30 | 7 |
| NL Totals-1 year | | .199 | 94 | 316 | 39 | 63 | 8 | 3 | 1 | 27 | 24 | 30 | 7 |
| AL Totals-12 years | | .258 | 1372 | 4902 | 570 | 1263 | 183 | 68 | 22 | 396 | 222 | 431 | 161 |
| ML Totals-13 years | | .256 | 1466 | 5218 | 609 | 1326 | 191 | 71 | 23 | 423 | 246 | 461 | 168 |

GW-RBI: 1979-1, 1980-2, 1981-3, 1982-3, 1983-2, 1984-2, 1985-8, 1986-8, 1987-6, 1988-4, Total-39.

vs. NATIONAL LEAGUE

| | Avg. | 1988 | | | | Career | | | | | | | |
|---------------------|-----------------|------|----|----|-----|-----------------------------------------------------------------------------------------------------------------------------------------------------------------------------------------------------------------------------------------------------------------------------------------------|-----|----|----|-----|--|--|--|
| | | AB | H | HR | RBI | Avg. | AB | H | HR | RBI | | | |
| vs. West | | | | | | | | | | | | | |
| Atlanta | .289 | 45 | 13 | 0 | 8 | .289 | 45 | 13 | 0 | 8 | | | |
| Cincinnati | .161 | 31 | 5 | 0 | 1 | .161 | 31 | 5 | 0 | 1 | | | |
| Houston | .167 | 30 | 5 | 0 | 1 | .161 | 30 | 5 | 0 | 1 | | | |
| San Diego | .235 | 34 | 8 | 0 | 0 | .235 | 34 | 8 | 0 | 0 | | | |
| San Francisco | .184 | 49 | 9 | 0 | 7 | .184 | 49 | 9 | 0 | 7 | | | |
| West Total | .212 | 189 | 40 | 0 | 17 | .212 | 189 | 40 | 0 | 17 | | | |
| vs. East | | | | | | | | | | | | | |
| Chicago | .056 | 18 | 1 | 0 | 0 | .056 | 18 | 1 | 0 | 0 | | | |
| Montreal | .320 | 25 | 8 | 1 | 2 | .320 | 25 | 8 | 1 | 2 | | | |
| New York | .176 | 17 | 3 | 0 | 0 | .176 | 17 | 3 | 0 | 0 | | | |
| Philadelphia | .192 | 26 | 5 | 0 | 4 | .192 | 26 | 5 | 0 | 4 | | | |
| Pittsburgh | .111 | 18 | 2 | 0 | 0 | .111 | 18 | 2 | 0 | 0 | | | |
| St. Louis | .174 | 23 | 4 | 0 | 4 | .174 | 23 | 4 | 0 | 4 | | | |
| East Total | .181 | 127 | 23 | 1 | 10 | .181 | 127 | 23 | 1 | 10 | | | |
| 1988 Totals | .199 | 316 | 63 | 1 | 27 | .199 | 316 | 63 | 1 | 27 | | | |
| Home | .184 | 158 | 29 | 0 | 6 | GRIFFIN'S BEST Season Avg.: .287 in 1979 Hits: 179 in 1979 HR: 4 in 1983, 84, 86 RBI: 64 in 1985 Game Most Hits: 4 (6 times), last time, July 9, 1985 vs. Texas (1st game) Most RBI: 4, April 9, 1988 vs. Atlanta Most HR: 1 (many times) | | | | | | | |
| Away | .215 | 158 | 34 | 1 | 21 | | | | | | | | |
| Day | .141 | 78 | 11 | 0 | 9 | | | | | | | | |
| Night | .218 | 238 | 52 | 1 | 18 | | | | | | | | |
| 1st Half | .167 | 144 | 24 | 0 | 19 | | | | | | | | |
| 2nd Half | .227 | 172 | 39 | 1 | 8 | | | | | | | | |
| vs. RHP | .212 | 226 | 48 | 1 | 15 | | | | | | | | |
| vs. LHP | .167 | 90 | 15 | 0 | 12 | | | | | | | | |
| Pinch-Hit | — | — | — | — | — | | | | | | | | |
| In April | .183 | 82 | 15 | 0 | 13 | | | | | | | | |
| May | .145 | 62 | 9 | 0 | 6 | | | | | | | | |
| June | — | — | — | — | — | | | | | | | | |
| July | .143 | 7 | 1 | 0 | 1 | | | | | | | | |
| August | .213 | 80 | 17 | 1 | 4 | | | | | | | | |
| Sept.-Oct. | .247 | 85 | 21 | 0 | 3 | | | | | | | | |
| Longest Streak 1988 | 12 games | | | | | | | | | | | | |
| Career | 19 games (1980) | | | | | | | | | | | | |

LEAGUE CHAMPIONSHIP SERIES STATISTICS

| Year | Club, Opp. | Avg. | G | AB | R | H | 2B | 3B | HR | RBI | BB | SO | SB |
|------|---------------|------|---|----|---|---|----|----|----|-----|----|----|----|
| 1988 | L.A. vs. Mets | .160 | 7 | 25 | 1 | 4 | 1 | 0 | 0 | 3 | 0 | 5 | 0 |

WORLD SERIES STATISTICS

| Year | Club, Opp. | Avg. | G | AB | R | H | 2B | 3B | HR | RBI | BB | SO | SB |
|------|---------------|------|---|----|---|---|----|----|----|-----|----|----|----|
| 1988 | L.A. vs. Oak. | .188 | 5 | 16 | 2 | 3 | 0 | 0 | 0 | 0 | 2 | 4 | 0 |

ALL-STAR GAME STATISTICS

| Year | Club, Site | Avg. | G | AB | R | H | 2B | 3B | HR | RBI | BB | SO | SB |
|------|------------|------|---|----|---|---|----|----|----|-----|----|----|----|
| 1984 | AL, S.F. | .000 | 1 | 0 | 0 | 0 | 0 | 0 | 0 | 0 | 0 | 0 | 0 |

ADDITIONAL BATTING STATISTICS

| Year | IBB | HP | SF | SH | CS | TB | Year | IBB | HP | SF | SH | CS | TB |
|------|-----|----|----|----|----|-----|-----------|-----|----|----|-----|-----|------|
| 1976 | 0 | 0 | 0 | 0 | 1 | 1 | 1983 | 0 | 3 | 3 | 11 | 10 | 184 |
| 1977 | 0 | 0 | 0 | 0 | 2 | 7 | 1984 | 0 | 1 | 4 | 13 | 3 | 125 |
| 1978 | 0 | 0 | 0 | 0 | 0 | 3 | 1985 | 1 | 0 | 7 | 5 | 9 | 204 |
| 1979 | 0 | 5 | 4 | 16 | 16 | 227 | 1986 | 6 | 2 | 6 | 12 | 16 | 216 |
| 1980 | 2 | 4 | 5 | 10 | 23 | 228 | 1987 | 2 | 4 | 3 | 10 | 13 | 172 |
| 1981 | 1 | 1 | 2 | 6 | 12 | 112 | 1988 | 7 | 2 | 1 | 11 | 5 | 80 |
| 1982 | 0 | 0 | 4 | 11 | 7 | 169 | | | | | | | |
| | | | | | | | ML Totals | 19 | 22 | 39 | 105 | 117 | 1728 |

GRIFFIN'S CAREER TRANSACTIONS

Signed by the Cleveland Indians as free agent, August 22, 1973.

Traded with third baseman Phil Lansford to the Toronto Blue Jays for pitcher Victor Cruz, December 6, 1978.

Traded with outfielder Dave Collins and cash to the Oakland A's for pitcher Bill Caudill, December 8, 1984.

Traded to the Los Angeles Dodgers along with Jay Howell and Jesse Orosco in a 3-way deal that sent Bob Welch, Matt Young, to Oakland, and Jack Savage, Kevin Tapani, Walter Whitehurst to the New York Mets, December 11, 1987.



CHRIS GWYNN

Outfielder 45

Birth date: October 13, 1964

Birthplace: Los Angeles, CA

Bats: Left **Throws:** Left

Height: 6-0 **Weight:** 200

M.L. Service: 64 days

How Obtained: Dodgers' #1 selection in the June, 1985 Free Agent Draft.

1988 Notes: Was recalled on Sept. 1 from Albuquerque . . . Had two hits, both as a pinch-hitter . . . After going hitless in the Albuquerque opener, hit safely in 11 straight games (16-for-37, .432) . . . After just one hitless game, began a nine-game hitting streak (12-for-32, .375) . . . Hit safely in 13 of the first 15 games in May . . . Through May 14, he was batting .389, second in the league, before a wrist injury slowed him down . . . Proved himself as a clutch hitter in 1988, adding 20 RBI above his 1987 total . . . Played winter ball in Licey,

M.L. Notes: 1987 - Had three hits in his first three major league at-bats in San Francisco on Aug. 14 . . . Later made game saving catch . . . Had 13 hits in 36 at-bats (.361) June 13-26.

Minor League Notes: 1987 - Had six three-hit games for Albuquerque . . . Hit .333 for Albuquerque in PCL playoffs . . . Had three RBI Sept. 5 when the Dukes overcame a 10-run deficit vs. Las Vegas to win, 18-11. 1986 - Showed his potential at the plate with a solid .287 average over 401 at-bats for San Antonio. 1985 - Joined the Vero Beach Dodgers following the

potential at the plate with a solid .287 average over 401 at-bats for San Antonio. 1985 - Joined the Vero Beach Dodgers following the June draft and appeared in 52 games.

Personal: Graduated from Long Beach Polytechnic High School . . . Hit .484 as a senior and was named to first team All-CIF Southern Section . . . Played three seasons for San Diego State . . . Named to All-Western Conference and NCAA All-America first teams in

1984 . . . Named to U.S. Olympic baseball team for the games played at Dodger Stadium in 1984 . . . Set NCAA Division I record for most hits in a season (137) in 1984 . . . Holds San Diego State records in runs (95), total bases (243), triples (9) and RBI (95) for a single season . . . Younger brother of Padres' Tony Gwynn . . . Married to wife JoAnn on Dec. 21, 1985 . . . Proud parents of son Joshua Christopher, born January 9, 1988.

Christopher Karilton Gwynn

| Year | Club | Avg. | G | AB | R | H | 2B | 3B | HR | RBI | BB | SO | SB |
|-------------------|-------------|------|-----|-----|----|-----|----|----|----|-----|----|----|----|
| 1985 | Vero Beach | .257 | 52 | 179 | 19 | 46 | 8 | 6 | 0 | 17 | 16 | 34 | 2 |
| 1986 | San Antonio | .287 | 111 | 401 | 46 | 115 | 22 | 1 | 6 | 67 | 16 | 44 | 2 |
| 1987 | Albuquerque | .279 | 110 | 362 | 54 | 101 | 12 | 3 | 5 | 41 | 36 | 38 | 5 |
| | Los Angeles | .219 | 17 | 32 | 2 | 7 | 1 | 0 | 0 | 2 | 1 | 7 | 0 |
| 1988 | Albuquerque | .299 | 112 | 411 | 57 | 123 | 22 | 10 | 5 | 61 | 39 | 39 | 1 |
| | Los Angeles | .182 | 12 | 11 | 1 | 2 | 0 | 0 | 0 | 0 | 1 | 2 | 0 |
| ML Totals-2 years | | .209 | 29 | 43 | 3 | 9 | 1 | 0 | 0 | 2 | 2 | 9 | 0 |

vs. NATIONAL LEAGUE

| | Avg. | 1988 | | | | | Career | | | | | | |
|---------------------|--------|------|---|----|-----|-----------------------------------------------------------------------------------------------------------------------------------------------------------------------------------------------------------------------|--------|---|----|-----|--|--|--|
| | | AB | H | HR | RBI | Avg. | AB | H | HR | RBI | | | |
| vs. West | | | | | | | | | | | | | |
| Atlanta | 1.000 | 1 | 1 | 0 | 0 | .400 | 5 | 2 | 0 | 0 | | | |
| Cincinnati | - | - | - | - | - | - | - | - | - | - | | | |
| Houston | .000 | 1 | 0 | 0 | 0 | .000 | 3 | 0 | 0 | 0 | | | |
| San Diego | .000 | 4 | 0 | 0 | 0 | .000 | 8 | 0 | 0 | 0 | | | |
| San Francisco | .333 | 3 | 1 | 0 | 0 | .316 | 19 | 6 | 0 | 2 | | | |
| West Total | .222 | 9 | 2 | 0 | 0 | .229 | 35 | 8 | 0 | 2 | | | |
| vs. East | | | | | | | | | | | | | |
| Chicago | - | - | - | - | - | - | - | - | - | - | | | |
| Montreal | - | - | - | - | - | .250 | 4 | 1 | 0 | 0 | | | |
| New York | .000 | 2 | 0 | 0 | 0 | .000 | 2 | 0 | 0 | 0 | | | |
| Philadelphia | - | - | - | - | - | .000 | 2 | 0 | 0 | 0 | | | |
| Pittsburgh | - | - | - | - | - | - | - | - | - | - | | | |
| St. Louis | - | - | - | - | - | - | - | - | - | - | | | |
| East Total | .000 | 2 | 0 | 0 | 0 | .125 | 8 | 1 | 0 | 0 | | | |
| 1988 Totals | .182 | 11 | 2 | 0 | 0 | .209 | 43 | 9 | 0 | 2 | | | |
| Home | .200 | 5 | 1 | 0 | 0 | GWYNN'S BEST Season Avg.: .219 in 1987 Hits: 7 in 1987 RBI: 2 in 1987 Game Most Hits: 3, August 14, 1987 at San Francisco Most RBI: 2, August 14, 1987 at San Francisco | | | | | | | |
| Away | .167 | 6 | 1 | 0 | 0 | | | | | | | | |
| Day | .333 | 3 | 1 | 0 | 0 | | | | | | | | |
| Night | .125 | 8 | 1 | 0 | 0 | | | | | | | | |
| 1st Half | - | - | - | - | - | | | | | | | | |
| 2nd Half | .182 | 11 | 2 | 0 | 0 | | | | | | | | |
| vs. RHP | .200 | 10 | 2 | 0 | 0 | | | | | | | | |
| vs. LHP | .000 | 1 | 0 | 0 | 0 | | | | | | | | |
| Pinch-Hit | .222 | 9 | 2 | 0 | 0 | | | | | | | | |
| In April | - | - | - | - | - | | | | | | | | |
| May | - | - | - | - | - | | | | | | | | |
| June | - | - | - | - | - | | | | | | | | |
| July | - | - | - | - | - | | | | | | | | |
| August | - | - | - | - | - | | | | | | | | |
| Sept.-Oct. | .181 | 11 | 2 | 0 | 0 | | | | | | | | |
| Longest Streak 1988 | 1 game | | | | | | | | | | | | |

GWYNN'S CAREER TRANSACTIONS

Selected by the Los Angeles Dodgers in free agent draft, June, 1985 by scout Dennis Haren.



JEFF HAMILTON

Infielder 3

Birth date: March 19, 1964

Birthplace: Flint, MI

Bats: Right **Throws:** Right

Height: 6-3 **Weight:** 205

M.L. Service: 2 years and 34 days

How Obtained: Dodgers' 29th selection in the June 1982 Free Agent Draft

1988 Notes: Played his first full season in the majors and batted .236 in 111 games . . . Started the year basically as a Stuntman (man off the bench) and had just nine at-bats in the month of April with no hits . . . Collected his first hit on May 13 vs. the Phillies as a pinch-hitter . . . Made his second start of the year on May 24 vs. Philadelphia at third base and proceeded to hold the starting job for 52 games until he injured himself on July 26 at San Francisco . . . Was placed on the 15-day DL on July 29 with a muscle separation from the rib cage . . . Prior to his injury, he had raised his average from .091 in April to .243 in July . . . Finally returned on Sept. 5 at Atlanta and hit safely in 16-of-20 games and saw his average climb to a season high .257 on September 18 . . . Set career highs in games (111), at-bats (309), hits (73), home runs (6) and RBI (33) . . . Started 80 games at third base, played shortstop twice and played at third base 105 times overall . . . Had two eight-game hitting streaks from June 18-25 and July 21-September 5 . . . Collected three hits in a game twice, the first on June 21 vs. Atlanta and July 1 vs. Chicago . . . In all, he had 16 multiple-hit games . . . Had dramatic game-winning home run in the ninth inning on Sept. 11 off John Franco to defeat the Reds, 5-3 . . . Had only 10 walks in over 300 at-bats . . . Four of his six homers were at Dodger Stadium . . . Played in all seven NLCS games and batted .217 (5-for-23) . . . Was 2-for-19 in the World Series.

M.L. Career: 1987-Was called up from Albuquerque on May 30 after the Dodgers released Bill Mad-

lock . . . Played in 35 games and batted .217 (18-for-83) . . . Had two multiple-hit games, collecting two hits on June 13 vs. Houston and July 26 vs. the Reds . . . Was optioned back to the Dukes on July 10 and returned to Los Angeles Aug. 3 after Franklin Stubbs dislocated his shoulder . . . Injured his ankle on Aug. 10 vs. Cincinnati and missed the remainder of the year.

1986-Was called up from Albuquerque on June 27 and started the next night and collected his first major league hit against Jim Deshaies of Houston . . . Hit his first home run on July 24 at Pittsburgh off Cecillo Guante . . . Batted .224 in 71 games for the Dodgers.

Minor League Notes: 1987-Started his second season with Albuquerque and led the Pacific Coast League with a .360 average through the first 65 games . . . Was named one of top 10 major league prospects . . . Led the Dukes in slugging (.593) and on-base percentage (.425) . . . Was called up to Los Angeles twice in 1987.

1986-Played in 71 games and hit .313 for Albuquerque and showed potential power by hitting 10 home runs . . . Was leading the Dukes in hitting before his jump to Los Angeles . . . Was named to the Dominican League All-Star team while playing winter ball for Escogido. 1985-His .332 average was the 4th best in the Texas League and earned Class AA All-Star honors . . . Was voted the team MVP . . . Hit 13 homers and 59 RBI. 1984-Only season at Vero Beach and batted .260 while earning Florida State League All-Star honors. 1983-Started the season

with Lethbridge and batted .335 while leading the Pioneer League with 281 at-bats and 23 doubles . . . Finished the 1983 campaign with Lodi of the California League and batted .199 in 44 games.

Personal: Attended Flint Carman High School in Michigan and earned All-Star honors in baseball and football and was an all-

conference basketball player . . . His father pitched in the Pittsburgh organization from 1960-61 . . . Signed by scout Dale McReynolds . . . Likes to golf, bowl and fish . . . Wife's name is Shelly and they were married February 14, 1987 . . . They are expecting their first child in May.

Jeffrey Robert Hamilton

| Year | Club | Avg. | G | AB | R | H | 2B | 3B | HR | RBI | BB | SO | SB |
|-------------------|-------------|------|-----|-----|----|-----|----|----|----|-----|----|-----|----|
| 1983 | Lethbridge | .335 | 68 | 281 | 48 | 94 | 23 | 2 | 3 | 61 | 21 | 47 | 3 |
| | Lodi | .199 | 44 | 141 | 15 | 28 | 4 | 0 | 0 | 10 | 14 | 42 | 2 |
| 1984 | Vero Beach | .260 | 127 | 466 | 51 | 121 | 31 | 4 | 4 | 59 | 41 | 78 | 7 |
| 1985 | San Antonio | .332 | 101 | 377 | 48 | 125 | 14 | 3 | 13 | 59 | 28 | 52 | 1 |
| 1986 | Albuquerque | .313 | 71 | 288 | 40 | 90 | 21 | 3 | 10 | 42 | 12 | 44 | 1 |
| | Los Angeles | .224 | 71 | 147 | 22 | 33 | 5 | 0 | 5 | 19 | 2 | 43 | 0 |
| 1987 | Albuquerque | .360 | 65 | 236 | 52 | 85 | 17 | 1 | 12 | 48 | 26 | 26 | 0 |
| | Los Angeles | .217 | 35 | 83 | 5 | 18 | 3 | 0 | 0 | 1 | 7 | 22 | 0 |
| 1988 | Los Angeles | .236 | 111 | 309 | 34 | 73 | 14 | 2 | 6 | 33 | 10 | 51 | 0 |
| ML Totals-3 years | | .230 | 217 | 539 | 61 | 124 | 22 | 2 | 11 | 53 | 19 | 116 | 0 |

GW-RBI: 1986-3, 1987-0, 1988-3. Total-6.

vs. NATIONAL LEAGUE

| | 1988 | | | | | Career | | | | |
|---------------|------|-----|----|----|-----|--------|-----|-----|----|-----|
| | Avg. | AB | H | HR | RBI | Avg. | AB | H | HR | RBI |
| vs. West | | | | | | | | | | |
| Atlanta | .310 | 42 | 13 | 0 | 3 | .243 | 70 | 17 | 0 | 3 |
| Cincinnati | .275 | 40 | 11 | 1 | 4 | .238 | 84 | 20 | 1 | 5 |
| Houston | .231 | 39 | 9 | 0 | 4 | .224 | 67 | 15 | 0 | 5 |
| San Diego | .185 | 54 | 10 | 3 | 9 | .218 | 78 | 17 | 6 | 12 |
| San Francisco | .194 | 31 | 6 | 1 | 3 | .176 | 51 | 9 | 1 | 5 |
| West Total | .238 | 206 | 49 | 5 | 23 | .234 | 350 | 78 | 8 | 30 |
| vs. East | | | | | | | | | | |
| Chicago | .310 | 29 | 9 | 0 | 4 | .300 | 50 | 15 | 1 | 9 |
| Montreal | .000 | 9 | 0 | 0 | 0 | .091 | 11 | 1 | 0 | 1 |
| New York | .333 | 3 | 1 | 0 | 2 | .318 | 22 | 7 | 0 | 3 |
| Philadelphia | .375 | 16 | 6 | 1 | 3 | .318 | 22 | 7 | 1 | 3 |
| Pittsburgh | .217 | 23 | 5 | 0 | 1 | .205 | 44 | 9 | 1 | 4 |
| St. Louis | .130 | 23 | 3 | 0 | 0 | .175 | 40 | 7 | 0 | 3 |
| East Total | .233 | 103 | 24 | 1 | 10 | .243 | 189 | 46 | 3 | 23 |
| 1988 Totals | .236 | 309 | 73 | 6 | 33 | .230 | 539 | 124 | 11 | 53 |

| | | | | | |
|---------------------|-----------------|-----|----|---|----|
| Home | .283 | 138 | 39 | 4 | 19 |
| Away | .199 | 171 | 34 | 2 | 14 |
| Day | .202 | 94 | 19 | 3 | 13 |
| Night | .251 | 215 | 54 | 3 | 20 |
| 1st Half | .238 | 160 | 38 | 3 | 20 |
| 2nd Half | .235 | 149 | 35 | 3 | 13 |
| vs. RHP | .254 | 197 | 50 | 3 | 20 |
| vs. LHP | .205 | 112 | 23 | 3 | 13 |
| Pinch-Hit | .333 | 9 | 3 | 0 | 4 |
| In April | .000 | 9 | 0 | 0 | 1 |
| May | .200 | 30 | 6 | 1 | 3 |
| June | .263 | 99 | 26 | 2 | 15 |
| July | .263 | 80 | 21 | 1 | 6 |
| August | - | - | - | - | - |
| Sept.-Oct. | .220 | 91 | 20 | 2 | 8 |
| Longest Streak 1988 | 8 games (twice) | | | | |
| Career | 8 games (1988) | | | | |

HAMILTON'S BEST

Season

Avg.: .236 in 1988
 Hits: 73 in 1988
 HR: 6 in 1988
 RBI: 33 in 1988

Game

Most Hits: 3 (3 times), last time, July 1, 1988 vs. Chicago
 Most RBI: 3, July 9, 1986 vs. St. Louis
 Most HR: 1 (11 times), last time, September 21, 1988 vs. San Diego

LEAGUE CHAMPIONSHIP SERIES STATISTICS

| Year | Club, Opp. | Avg. | G | AB | R | H | 2B | 3B | HR | RBI | BB | SO | SB |
|------|---------------|------|---|----|---|---|----|----|----|-----|----|----|----|
| 1988 | L.A. vs. Mets | .217 | 7 | 23 | 2 | 5 | 0 | 0 | 0 | 1 | 3 | 4 | 0 |

WORLD SERIES STATISTICS

| Year | Club, Opp. | Avg. | G | AB | R | H | 2B | 3B | HR | RBI | BB | SO | SB |
|------|---------------|------|---|----|---|---|----|----|----|-----|----|----|----|
| 1988 | L.A. vs. Oak. | .105 | 5 | 19 | 1 | 2 | 0 | 0 | 0 | 0 | 1 | 4 | 0 |

ADDITIONAL BATTING STATISTICS

| Year | IBB | HP | SF | SH | CS | TB | Year | IBB | HP | SF | SH | CS | TB |
|-----------|-----|----|----|----|----|----|------|-----|----|----|----|----|-----|
| 1986 | 1 | 0 | 2 | 0 | 0 | 53 | 1988 | 1 | 4 | 2 | 2 | 1 | 109 |
| 1987 | 2 | 1 | 0 | 0 | 1 | 21 | | | | | | | |
| ML Totals | | | | | | | | 4 | 5 | 4 | 2 | 2 | 183 |

HAMILTON'S CAREER TRANSACTIONS

Selected by the Los Angeles Dodgers in 29th round of free agent draft, June 7, 1982; signed on September 8, 1982 by Dale McReynolds.



DAVE HANSEN

Infielder 28

Birth date: November 24, 1968

Birthplace: Long Beach, CA

Bats: Left **Throws:** Right

Height: 6-0 **Weight:** 180

M.L. Service: None

How Obtained: Dodgers' #2 selection in June, 1986 Free Agent Draft

1988 Notes: At Vero Beach, Hansen was named to the Topps National Association Class A All-Star team . . . Led Florida State League in RBI (81) . . . Led Vero Dodgers in runs (68) . . . 7th in league with .291 batting average.

Minor League Notes: 1987 - Spent the season at Bakersfield . . . 3rd on team in at-bats (432), 4th in runs (68), 2nd in doubles (22) and 5th in RBI (38). 1986 - Had an impressive .299 batting average in 61 games for Great Falls.

Personal: Single.

David Andrew Hansen

| Year | Club | Avg. | G | AB | R | H | 2B | 3B | HR | RBI | BB | SO | SB |
|------|-------------|------|-----|-----|----|-----|----|----|----|-----|----|----|----|
| 1986 | Great Falls | .299 | 61 | 204 | 39 | 61 | 7 | 3 | 1 | 36 | 27 | 28 | 9 |
| 1987 | Bakersfield | .262 | 132 | 432 | 68 | 113 | 22 | 1 | 3 | 38 | 65 | 61 | 4 |
| 1988 | Vero Beach | .291 | 135 | 512 | 68 | 149 | 28 | 6 | 7 | 81 | 56 | 46 | 2 |

HANSEN'S CAREER TRANSACTIONS

Selected by the Los Angeles Dodgers in the second round of the June, 1986 free agent draft; signed by scout Gib Bodet.

STARGELL BLASTS ONLY ONES TO CLEAR DODGER STADIUM

Pittsburgh Pirate first baseman Willie Stargell is the only player ever to hit a ball out of Dodger Stadium - and he did it twice. Stargell hit the first ball on Aug. 5, 1969 (off Alan Foster) and it traveled over the right field pavilion landing 506 feet, 6 inches away. The second blast came on May 8, 1973 (off Andy Messersmith) and it hit the right field pavilion roof and landed 470 feet away from home plate.



MIKE HARTLEY

Right-handed pitcher 43

Birth date: August 31, 1961

Birthplace: Hawthorne, CA

Bats: Right **Throws:** Right

Height: 6-1 **Weight:** 185

M.L. Service: None

How Obtained: Drafted by San Antonio from Savannah, December 9, 1986.

1988 Notes: Began the year at Albuquerque . . . Pitched the final inning in four straight appearances (April 26-May 9), recording one win, one save and allowing just four hits while walking one and striking out five . . . Was 2-1 with three saves in May, allowing only two earned runs in 10.2 innings (1.69 ERA) . . . Joined San Antonio roster in June and was Fireman of the Month in Texas League . . . Pitched 27 scoreless innings from the end of June through July . . . Played winter ball at Santurce.

Minor League Notes: 1987- Pitched at three different levels, posting outstanding numbers at Bakersfield (A) and San Antonio (AA) before finishing the year at Albuquerque (AAA) . . . His combined record was 8-8 with 18 saves and a 1.72 ERA . . . Had 112 strikeouts and just 44 walks in 99.1 innings . . . Opposing batters hit just .127 with 66 hits and five homers . . . Saved nine games in his first 14 appearances . . . Allowed just three earned runs in first 23 innings (1.17 ERA) . . . Allowed one earned run in 17.2 innings (0.51 ERA) June 3-21 . . . Struck out six in four innings June 7 at Palm Springs . . . Allowed five

earned runs in first 9.2 innings at San Antonio and then just one in next 31.1 innings . . . Did not allow an earned run in 20 innings, July 14-Aug. 20. 1986-Led South Atlantic League relievers in lowest opponents batting average (.187) . . . Had nine saves in his first full year as a reliever.

Personal: Graduated from El Cajon Valley High in 1979 . . . Lettered in wrestling . . . In his senior year, he won California Interscholastic Federation (CIF) section championship at 148 pound class, placed third in CIF state tournament and was chosen San Diego CIF Wrestler of the Year . . . Did not play baseball due to conflict with wrestling season . . . Attended Grossmont College (El Cajon, CA) for 1 1/2 years . . . Lettered in wrestling . . . Played amateur baseball for Santee Pioneers in Senior League and Big League programs . . . In the fall of 1981, he played for Grossmont's team in San Diego area collegiate league . . . Signed to first contract by Marty Keough, St. Louis Cardinals, Nov. 27, 1981 . . . Was not drafted . . . Hobbies include stereo recording, backgammon and surfing . . . Married to wife Deborah on February 6, 1987.

THE JIM GILLIAM AWARD

Dodger outfielder Pedro Guerrero was a unanimous selection as the Jim Gilliam World Series Award winner in 1981. Guerrero hit .333 in the Series with four extra base hits and seven RBI to earn the award given to the outstanding Dodger player in the World Series. Dodger second baseman Davey Lopes was named the first winner of the award in 1978. Gilliam is the only Dodger to perform in four World Championships - 1955, 1959, 1963 and 1965. the Dodger manager, coaching staff and players vote to determine the winner.

Michael Edward Hartley

| Year | Club | W-L | ERA | G | GS | CG | SHO | SV | IP | H | R | ER | BB | SO |
|------|----------------|------|-------|----|----|----|-----|----|-------|-----|----|----|----|-----|
| 1982 | Johnson City | 3-1 | 2.79 | 8 | 5 | 0 | 0 | 0 | 29.0 | 32 | 12 | 9 | 8 | 13 |
| 1983 | St. Petersburg | 1-3 | 3.34 | 9 | 4 | 1 | 0 | 0 | 29.2 | 25 | 14 | 11 | 24 | 18 |
| | Macon | 2-3 | 10.24 | 7 | 7 | 1 | 0 | 0 | 29.0 | 36 | 36 | 33 | 30 | 12 |
| | Erie | 1-3 | 6.75 | 7 | 7 | 0 | 0 | 0 | 32.0 | 36 | 27 | 24 | 31 | 25 |
| 1984 | St. Petersburg | 8-14 | 4.20 | 31 | 31 | 4 | 1 | 0 | 139.1 | 142 | 81 | 65 | 84 | 88 |
| 1985 | Springfield | 2-7 | 5.12 | 33 | 33 | 0 | 0 | 0 | 114.1 | 119 | 77 | 65 | 62 | 100 |
| 1986 | Springfield | 0-0 | 9.60 | 8 | 8 | 0 | 0 | 1 | 15.0 | 22 | 17 | 16 | 14 | 10 |
| | Savannah | 5-7 | 2.89 | 39 | 39 | 0 | 0 | 8 | 56.0 | 38 | 31 | 18 | 37 | 55 |
| 1987 | Bakersfield | 5-3 | 1.78 | 32 | 0 | 0 | 0 | 15 | 55.2 | 40 | 14 | 11 | 23 | 72 |
| | San Antonio | 3-4 | 1.32 | 25 | 0 | 0 | 0 | 3 | 41.0 | 21 | 8 | 6 | 18 | 37 |
| | Albuquerque | 0-1 | 6.75 | 2 | 0 | 0 | 0 | 0 | 2.2 | 5 | 3 | 2 | 3 | 3 |
| 1988 | San Antonio | 5-1 | 0.80 | 30 | 0 | 0 | 0 | 9 | 45.0 | 25 | 5 | 4 | 18 | 57 |
| | Albuquerque | 2-2 | 4.35 | 18 | 0 | 0 | 0 | 3 | 20.2 | 22 | 11 | 10 | 12 | 16 |

HARTLEY'S CAREER TRANSACTIONS

Signed by the St. Louis Cardinals as a free agent, November 27, 1981; signed by scout Marty Keough.

Drafted by San Antonio from Savannah, December 9, 1986 on recommendation of scout Tommy Mixon.



MICKEY HATCHER

Infielder 9

Birth date: March 15, 1955

Birthplace: Cleveland, OH

Bats: Right **Throws:** Right

Height: 6-2 **Weight:** 200

M.L. Service: 9 years and 16 days

How Obtained: Signed by Dodgers as free agent, April 10, 1987

1988 Notes: The leader of the Dodger "Stuntmen" batted .293 on the year in 87 games . . . A versatile player, he started at first base in 18 games, started at third base twice, left field seven times and right field 14 times . . . In his first five games of the season, he appeared as a pinch-hitter and collected one hit, a double . . . Had a five-game hitting streak in April (first of two on the year) and ended the month hitting .333 (5-for-15) . . . Was 3-for-8 as a pinch-hitter in April (.375) . . . Hit safely in eight of 15 games in May and batted .360 (9-for-25) . . . At the end of May was hitting .350 overall . . . Started the month of June with his second five-game hitting streak, and also started the first six games, three in right and three at first . . . On June 3, he tied a career high with five hits in a game vs. the Reds and by the end of the day was hitting .408 overall . . . Closed the month with a .311 average . . . Played in just seven games in July, but was 5-for-11

(.455) with three RBI . . . August was another good offensive month for Hatcher, batting .370 in 17 games . . . Struck out for the first time in 112 at-bats on Aug. 16 vs. the Phillies . . . Struck out just seven times in 191 at-bats or once every 27.3 at-bats . . . September saw him slump at the plate, hitting .210 for the month (13-for-62), but he started in a monthly high 16 games . . . Hit his only regular season home run on Sept. 23 vs. Atlee Hammaker of the Giants, a game-winning three-run shot . . . Ended the season with a .322 on-base percentage . . . Was the Dodgers' leading pinch-hitter with 12 hits in 38 at-bats (.316) . . . His 12 pinch-hits were 4th best in the N.L. and his .316 average was 6th best . . . His five pinch-hit doubles were tops in the league and his four RBI were 4th best . . . Had the game-winning RBI the night the Dodgers clinched the Western Division title in San Diego . . . Batted .238 in the NLCS and he sparked the Dodgers in

the World Series, hitting .368 (7-for-19) with one double, two homers and tied Jose Canseco with five RBI for a series high . . . Hit a home run in the first inning of Game 1 and had the game-winning RBI in Game 5 with his two-run homer in the first inning.

M.L. Career: 1987-Signed with the Dodgers as a free agent on April 10 and proceeded to hit .282 in 101 games . . . His 101 games marked the fifth straight year he played in over 100 games . . . Hit over .300 for first four months of season but suffered a strained right groin, with the addition of abdominal pains, and was limited to just eight games in September . . . Average peaked at .345 on July 19 after an eight-game hitting streak . . . Hit .292 with runners in scoring position . . . Had seven homers, two shy of career high.

1986-Closed the season hitting .350 in final 43 games, and batted .278 on the year . . . Led the Twins' designated hitters with a .316 average . . . Posted his ninth four-hit game in his career . . . Went to bat seven times on June 11 vs. Texas (16 innings).

1985-Batted .282 overall in 116 games . . . Had career-high five-hit game April 27 vs. Oakland . . . Tied a Twins' record of nine straight hits over two games on April 27-28 . . . Led the A.L. with one strikeout every 19.2 at-bats.

1984-Played in 152 games and batted .302, both career highs . . . Also set career bests with 576 at-bats, 61 runs, 174 hits, 35 doubles, five triples, 69 RBI and 37 walks . . . Was named A.L. Player of the Week August 13-19 . . . In 12 straight plate appearances with runners in scoring position (Aug. 6-Sept. 12), he had nine hits, four walks and 13 RBI.

1983-Batted a career high .317 in 105 games . . . Totalled 119 hits, beginning a three-year streak of 100 or more hits . . . Had a career-high nine home runs and 47 RBI and was named most improved Twin . . . Led A.L. with one strikeout every 20.8 at-bats.

1982-Played a season-low 84 games for the Twins and batted .249 overall . . . It was also his lowest batting average in his six-year career with the Twins.

1981-First season with the Twins after being traded by the Dodgers on March 30 . . . Batted .255 in 99

games . . . Had 23 doubles.

1980-Started the year with Albuquerque in the Dodgers organization, but closed the season with the Dodgers and batted .226 in 57 games with two doubles, one home run and five RBI.

1979-Made his major league debut with the Dodgers after being called up from Albuquerque in Aug. and batted .269 in 33 games . . . First hit was Aug. 4 vs. San Francisco in Los Angeles and first home run was Aug. 10 at San Francisco.

Minor League Notes: 1980-Batted .359 before being called up by the Dodgers . . . Played in 43 games and had seven homers and 40 RBI. 1979-Played 103 games for the Dukes and batted .371, the highest average in full-season professional baseball and the Pacific Coast League batting champ . . . Named to PCL All-Star team and to Topps AAA All-Star squad. 1978-Was named to the Texas League All-Star team by hitting .332 in 83 games . . . Promoted to Albuquerque where he finished the year with a .329 average in 41 games. 1977-First year in the minor leagues and batted .309 with Clinton in the Midwest League . . . Was an All-Star selection.

Personal: Known for his inspirational play and clubhouse humor, Hatcher is a true leader among the Dodgers . . . Was the Dodgers' fifth selection in June, 1977 draft . . . Passed on earlier selections by Houston in June, 1974 and New York Mets in January, 1976 . . . Brother Hal was a catcher in the Kansas City Royals organization . . . Graduated from Mesa High School in Arizona where he was named an All-America in baseball and football . . . Was a junior college All-America selection in baseball and football at Mesa Community College . . . Attended the Univ. of Oklahoma and was a second team All-America selection in baseball and was the wide receiver / punter in the 1976 Fiesta Bowl, the only major leaguer to have played in that Bowl game . . . Majored in physical education . . . Wife's name is Debbie and they were married on May 15, 1980 . . . Proud parents of Brynn (11-8-82) and Amy (9-18-84).

Michael Vaughn Hatcher

| Year | Club | Avg. | G | AB | R | H | 2B | 3B | HR | RBI | BB | SO | SB |
|--------------------|-------------|------|-----|------|-----|-----|-----|----|----|-----|-----|-----|----|
| 1977 | Clinton | .309 | 78 | 288 | 47 | 89 | 12 | 4 | 11 | 53 | 21 | 35 | 14 |
| 1978 | San Antonio | .332 | 83 | 334 | 60 | 111 | 12 | 6 | 8 | 62 | 18 | 30 | 12 |
| | Albuquerque | .329 | 41 | 155 | 25 | 51 | 11 | 5 | 7 | 39 | 7 | 15 | 7 |
| 1979 | Albuquerque | .371 | 103 | 420 | 88 | 156 | 29 | 12 | 10 | 93 | 24 | 32 | 16 |
| | Los Angeles | .269 | 33 | 93 | 9 | 25 | 4 | 1 | 1 | 5 | 7 | 12 | 1 |
| 1980 | Albuquerque | .359 | 43 | 181 | 28 | 65 | 7 | 2 | 7 | 40 | 5 | 11 | 4 |
| | Los Angeles | .226 | 57 | 84 | 4 | 19 | 2 | 0 | 1 | 5 | 2 | 12 | 0 |
| 1981 | Minnesota | .255 | 99 | 377 | 36 | 96 | 23 | 2 | 3 | 37 | 15 | 29 | 3 |
| 1982 | Minnesota | .249 | 84 | 277 | 23 | 69 | 13 | 2 | 3 | 26 | 8 | 27 | 0 |
| 1983 | Minnesota | .317 | 105 | 375 | 50 | 119 | 15 | 3 | 9 | 47 | 14 | 19 | 2 |
| 1984 | Minnesota | .302 | 152 | 576 | 61 | 174 | 35 | 5 | 5 | 69 | 37 | 34 | 0 |
| 1985 | Minnesota | .282 | 116 | 444 | 46 | 125 | 28 | 0 | 3 | 49 | 16 | 23 | 0 |
| 1986 | Minnesota | .278 | 115 | 317 | 40 | 88 | 13 | 3 | 3 | 32 | 19 | 26 | 2 |
| 1987 | Los Angeles | .282 | 101 | 287 | 27 | 81 | 19 | 1 | 7 | 42 | 20 | 19 | 2 |
| 1988 | Los Angeles | .293 | 87 | 191 | 22 | 56 | 8 | 0 | 1 | 25 | 7 | 7 | 0 |
| NL Totals-4 years | | .276 | 278 | 655 | 62 | 181 | 33 | 2 | 10 | 77 | 36 | 50 | 3 |
| AL Totals-6 years | | .284 | 671 | 2366 | 256 | 671 | 127 | 15 | 26 | 260 | 109 | 158 | 7 |
| ML Totals-10 years | | .282 | 949 | 3021 | 318 | 852 | 160 | 17 | 36 | 337 | 145 | 208 | 10 |

GW-RBI: 1980-1, 1981-3, 1982-1, 1983-3, 1984-7, 1985-5, 1986-0, 1987-5, 1988-6.

Total-31.

vs. NATIONAL LEAGUE

| | 1988 | | | | | Career | | | | |
|---------------|------|-----|----|----|-----|--------|-----|-----|----|-----|
| | Avg. | AB | H | HR | RBI | Avg. | AB | H | HR | RBI |
| vs. West | | | | | | | | | | |
| Atlanta | .258 | 31 | 8 | 0 | 3 | .244 | 82 | 20 | 1 | 10 |
| Cincinnati | .333 | 30 | 10 | 0 | 6 | .229 | 70 | 16 | 0 | 10 |
| Houston | .200 | 20 | 4 | 0 | 1 | .250 | 64 | 16 | 0 | 4 |
| San Diego | .217 | 23 | 5 | 0 | 1 | .207 | 58 | 12 | 1 | 3 |
| San Francisco | .276 | 29 | 8 | 1 | 6 | .290 | 93 | 27 | 3 | 15 |
| West Total | .263 | 133 | 35 | 1 | 17 | .248 | 367 | 91 | 5 | 42 |
| vs. East | | | | | | | | | | |
| Chicago | .500 | 6 | 3 | 0 | 0 | .245 | 49 | 12 | 1 | 6 |
| Montreal | .444 | 9 | 4 | 0 | 2 | .217 | 23 | 5 | 0 | 2 |
| New York | .263 | 19 | 5 | 0 | 0 | .205 | 39 | 8 | 0 | 2 |
| Philadelphia | .333 | 12 | 4 | 0 | 3 | .305 | 59 | 18 | 1 | 11 |
| Pittsburgh | .333 | 3 | 1 | 0 | 2 | .418 | 55 | 23 | 2 | 8 |
| St. Louis | .444 | 9 | 4 | 0 | 1 | .381 | 63 | 24 | 1 | 6 |
| East Total | .362 | 58 | 21 | 0 | 8 | .312 | 288 | 90 | 5 | 35 |
| 1988 Totals | .293 | 191 | 56 | 1 | 25 | .276 | 655 | 181 | 10 | 77 |

| | | | | | | | | | | | | |
|---------------------|-----------------|-----|----|---|----|-------------------------------------------------------------------------------------------------------------------------------------------------------------------------------------------------------------------------------------------------------------------------------------------------------------------------------------|--|--|--|--|--|--|
| Home | .284 | 102 | 29 | 0 | 8 | HATCHER'S BEST Season Avg.: .317 in 1983 Hits: 174 in 1984 HR: 9 in 1983 RBI: 69 in 1984 Game Most Hits: 5 (2 times), last time, June 3, 1988 vs. Cincinnati Most RBI: 5, August 14, 1986 at Seattle (AL) Most HR: 1 (36 times), last time, September 23, 1988 at San Francisco | | | | | | |
| Away | .303 | 89 | 27 | 1 | 17 | | | | | | | |
| Day | .264 | 53 | 14 | 0 | 7 | | | | | | | |
| Night | .304 | 138 | 42 | 1 | 18 | | | | | | | |
| 1st Half | .323 | 93 | 30 | 0 | 9 | | | | | | | |
| 2nd Half | .265 | 98 | 26 | 1 | 16 | | | | | | | |
| vs. RHP | .388 | 49 | 19 | 0 | 7 | | | | | | | |
| vs. LHP | .261 | 142 | 37 | 1 | 18 | | | | | | | |
| Pinch-Hit | .316 | 38 | 12 | 0 | 8 | | | | | | | |
| In April | .333 | 15 | 5 | 0 | 1 | | | | | | | |
| May | .360 | 25 | 9 | 0 | 4 | | | | | | | |
| June | .280 | 50 | 14 | 0 | 4 | | | | | | | |
| July | .455 | 11 | 5 | 0 | 3 | | | | | | | |
| August | .370 | 27 | 10 | 0 | 4 | | | | | | | |
| Sept.-Oct. | .206 | 63 | 13 | 1 | 9 | | | | | | | |
| Longest Streak 1988 | 5 games (twice) | | | | | | | | | | | |
| Career | 16 games (1983) | | | | | | | | | | | |

LEAGUE CHAMPIONSHIP SERIES STATISTICS

| Year | Club, Opp. | Avg. | G | AB | R | H | 2B | 3B | HR | RBI | BB | SO | SB |
|------|---------------|------|---|----|---|---|----|----|----|-----|----|----|----|
| 1988 | L.A. vs. Mets | .238 | 6 | 21 | 4 | 5 | 2 | 0 | 0 | 3 | 3 | 0 | 0 |

WORLD SERIES STATISTICS

| Year | Club, Opp. | Avg. | G | AB | R | H | 2B | 3B | HR | RBI | BB | SO | SB |
|------|---------------|------|---|----|---|---|----|----|----|-----|----|----|----|
| 1988 | L.A. vs. Oak. | .368 | 5 | 19 | 5 | 7 | 1 | 0 | 2 | 5 | 1 | 3 | 0 |

ADDITIONAL BATTING STATISTICS

| Year | IBB | HP | SF | SH | CS | TB | Year | IBB | HP | SF | SH | CS | TB |
|-----------|-----|----|----|----|----|-----|------|-----|----|----|----|------|-----|
| 1979 | 0 | 1 | 0 | 1 | 3 | 34 | 1984 | 3 | 2 | 8 | 1 | 1 | 234 |
| 1980 | 1 | 0 | 0 | 4 | 2 | 24 | 1985 | 1 | 2 | 2 | 3 | 0 | 162 |
| 1981 | 2 | 2 | 3 | 5 | 1 | 132 | 1986 | 2 | 0 | 4 | 0 | 1 | 116 |
| 1982 | 1 | 0 | 1 | 0 | 2 | 95 | 1987 | 4 | 1 | 3 | 3 | 3 | 123 |
| 1983 | 0 | 1 | 2 | 3 | 0 | 167 | 1988 | 3 | 2 | 2 | 0 | 0 | 67 |
| ML Totals | | | | | | | 17 | 11 | 25 | 20 | 13 | 1154 | |

HATCHER'S CAREER TRANSACTIONS

Selected by the Houston Astros organization in 14th round of free agent draft, June 5, 1974. Selected by the New York Mets organization in 2nd round of free agent draft, January 7, 1976.

Selected by the Los Angeles Dodgers organization in 5th round of free agent draft, June 7, 1977.

Traded by the Los Angeles Dodgers with infielder Kelly Snider and pitcher Matt Reeves to Minnesota for outfielder Ken Landreaux, March 30, 1981.

Signed by the Los Angeles Dodgers as free agent, April 10, 1987.



CARLOS HERNANDEZ

Catcher 41

Birth date: May 24, 1967

Birthplace: San Felix, Bolivar, Venezuela

Bats: Right **Throws:** Right

Height: 5-11 **Weight:** 185

M.L. Service: None

How Obtained: Signed as a free agent, October 10, 1984.

1988 Notes: Spent most of his season with Bakersfield . . . Voted third best defensive catcher by California League coaches . . . Bakersfield fans voted him team MVP . . . Batting average of .309 was tops among California League catchers . . . Played three games with Albuquerque and joined the Dukes for the Pacific Coast League playoffs . . . Played winter ball in Caracas, Venezuela.
Minor League Notes: 1987 - Playing for Bakersfield, he batted .228 in 162 at-bats . . . Had 10 extra-

base hits, including three home runs . . . Collected eight stolen bases. 1986 - At Sarasota, Hernandez was third in Gulf Coast League with .312 average . . . His 31 RBI placed him 7th in the league . . . He was 3rd on team in at-bats (205), 4th in runs scored (19), 2nd in hits (64) and 3rd in doubles (7). 1985 - Was 10th on team with .245 batting average for Bradenton.
Personal: Wife's name is Jacqueline.

Carlos Alberto Hernandez

| Year | Club | Avg. | G | AB | R | H | 2B | 3B | HR | RBI | BB | SO | SB |
|------|-------------|------|----|-----|----|-----|----|----|----|-----|----|----|----|
| 1985 | Bradenton | .245 | 22 | 49 | 3 | 12 | 1 | 0 | 0 | 6 | 3 | 8 | 0 |
| 1986 | Sarasota | .312 | 57 | 205 | 19 | 64 | 7 | 0 | 1 | 31 | 5 | 18 | 1 |
| 1987 | Bakersfield | .228 | 48 | 162 | 22 | 37 | 6 | 1 | 3 | 22 | 14 | 23 | 8 |
| 1988 | Bakersfield | .309 | 92 | 333 | 37 | 103 | 15 | 2 | 5 | 52 | 16 | 39 | 3 |
| | Albuquerque | .125 | 3 | 8 | 0 | 1 | 0 | 0 | 0 | 1 | 0 | 0 | 0 |

HERNANDEZ'S CAREER TRANSACTIONS

Signed as a free agent by the Los Angeles Dodgers on October 10, 1984 by the late Regie Otero and the late Gonzalo Marquez.



OREL HERSHISER

Right-handed pitcher 55

Birth date: September 16, 1958

Birthplace: Buffalo, NY

Bats: Right **Throws:** Right

Height: 6-3 **Weight:** 192

M.L. Service: 5 years and 32 days

How Obtained: Dodgers' #17 selection in June, 1979, Free Agent Draft

1988 Notes: Helped lead the Dodgers' resurgence in 1988, and by the time Los Angeles defeated Oakland in the World Series, he had captured the attention of the entire sporting world... Finished with a 23-8 record, the most wins by a Dodger since Sandy Koufax won 27 in 1966... His biggest accomplishment came in Sept. when he broke the record that seemed unbreakable, hurling 59 consecutive scoreless innings to beat the mark of 58, achieved by Don Drysdale 20 years earlier... The streak officially started Aug. 30 with 4 shutout innings at Montreal... He then pitched five successive shutouts over Atlanta (twice), Cincinnati, Houston and San Francisco - and then broke the record Sept. 28 at San Diego with 10 scoreless innings in a game the Dodgers would lose in 16 innings... During the streak, he allowed just 31 hits and 11 walks while fanning 38... He extended the streak to 67 innings unofficially before yielding two runs in the 9th inning vs. the Mets in Game 1 of the NLCS... He was the unanimous winner of the National League Cy Young Award, joining former Dodger recipients Don Newcombe (1956), Don Drysdale (1962), Sandy Koufax (1963, 1965, 1966), Mike Marshall (1974), and Fernando Valenzuela (1981)... He was named to the National League All-Star team for the game in Cincinnati... He was named Sports Illustrated Sportsman of the Year, The Sporting News Player of the Year, Baseball America N.L. Pitcher of the Year, AP Male Athlete of the Year, Pacific Dining Car Co-Dodger of the Year and won the Gold Glove award.

.. He earned positions on the Baseball America, AP, UPI and The Sporting News All-Star teams... His 2.26 ERA ranked third in the N.L. . . He led the league in shutouts (8), and innings pitched (267), tied for the lead in complete games (15) and was 7th in strikeouts (178) . . . The Dodgers were 26-8 in games Hershiser started . . . He won 12 games following Dodger losses . . . He held opposing batters to a .213 avg. . . He set personal highs in wins (23), innings pitched (267), complete games (15), and shutouts (8) . . . Pitched a 5-0 complete game shutout over the Giants on April 5 in his first start and would go on to post a 5-0 record in April with a 1.56 ERA . . . Won his 6th straight on May 4 vs. Pittsburgh and would pick up a save on May 10 in Chicago in his next appearance . . . Suffered his first loss on May 12, losing 7-4 to the Pirates . . . Three of his eight losses came against Pittsburgh . . . Pitched against all Western foes in June and recorded a 5-1 record, 3 CG, and a 2.72 ERA . . . Tossed his 5th career two-hitter on July 29 at Houston, winning 2-0 and improving his record to 12-3 overall . . . Started six games in July and was 3-2 with a 3.24 ERA . . . Had a season high nine strikeouts on Aug. 30 at Montreal and won his 18th game . . . His last four innings of that game was the start of his record-breaking scoreless innings streak . . . He threw eight straight complete games before his 10th inning outing on the record-breaking night . . . Allowed two earned runs or fewer in 23 of his 34 starts . . . Earned 17 of his 23 wins against Western Division foes . . . Was 17-3 with a 1.92 ERA

against the Western Division and 6-5 with a 2.82 ERA against the Eastern Division . . . All 59 innings of his streak were pitched against Western Division teams . . . Was named N.L. Pitcher of the Month for April and September . . . In postseason action Hershiser posted a 3-0 record with one save against the Mets and Athletics, and allowed just five earned runs in 42.2 innings for a 1.05 ERA . . . He earned Most Valuable Player honors for both the NLCS and World Series . . . Pitched a complete game shutout in Game 7 of the NLCS against the Mets to put the Dodgers in the World Series, and pitched a complete game victory in the 5th and deciding game against the Athletics to give the Dodgers the World Championship . . . In his last 13 outings (includes playoffs), he allowed just seven earned runs in 106.2 innings and a 0.59 ERA . . . He was the first pitcher in the history to throw a shutout in both the LCS and World Series in the same season . . . In his five seasons with the Dodgers he is 83-49, three wins shy of breaking into the top ten . . . He moved up to 8th place on the Los Angeles Dodgers' all-time list in shutouts (19) and is tied for 8th in complete games with Johnny Podres (50) . . . His lifetime 2.77 ERA ranks as the 4th best in Dodgers' history (1,100 innings) behind Jeff Pfeffer (2.31 ERA), Nap Rucker (2.43 ERA) and Sandy Koufax (2.76 ERA) . . . Prior to Spring Training, had an appendectomy in February.

M.L. Career: 1987 - Hershiser ranked among league leaders in all pitching categories except shutouts . . . He tied for 3rd in wins (16), 3rd in ERA (3.06), tied for 4th in strikeouts (190), 1st in innings pitched (264.2) and 3rd in complete games (10) . . . His 35 starts matched his career high set in 1986 and he set career highs in innings pitched, complete games and strikeouts . . . Was named to the National League All-Star team for the game at Oakland, the first selection in his career . . . He was also selected to the Baseball America All-Star team . . . He had his best success at Dodger Stadium (9-6, 2.42) . . . Was named the N.L. Pitcher of the Month in June (5-1, 0.90) . . . Compiled three-

game winning streaks three times . . . He also lost three straight decisions twice, including his last three starts . . . He set a career and Dodger season high in strikeouts when he fanned 14 on June 19 at Houston . . . Also had the season high for Dodger pitchers for most innings by a starter at 10-plus that evening . . . Orel made two relief appearances, picking up a save on May 2 at St. Louis, his first since June 23, 1984 . . . Led Dodger pitchers with 19 hits in 90 at-bats . . . He also scored 10 runs and drove in seven . . . Led the Dodger team in sacrifice hits with 10 . . . Was used as a pinch-hitter three times . . . He matched his career high with two hits and two RBI on June 8 at Atlanta . . . The Dodgers averaged 4.01 runs per game in Hershiser's starts, scoring three runs or less 15 times.

1986 - Hershiser started fast with a 5-3 record and a 1.95 ERA through May 25 (10 starts), but struggled the rest of the season . . . His longest winning streak was three . . . Also had a three-game losing streak . . . His strikeout high was 10 twice, May 16 vs. the Mets and July 28 vs. the Giants . . . Only threw one shutout, a 10-0 eight-hitter Sept. 29 at San Diego in his next-to-last start . . . Tossed a pair of three-hitters, June 24 vs. Atlanta and July 28 vs. San Francisco . . . His 11-game home and overall winning streak was halted in a 1-0 Opening Day loss to San Diego on April 7, even though Hershiser allowed just two hits after the third inning . . . He was 10-5 with a 3.07 ERA at home, and was 4-9 with a 4.84 ERA on the road.

1985 - Helped the Dodgers win the Western Division title and compiled the best winning percentage in baseball (19-3, .864) . . . Finished 3rd in the league in ERA (2.03), tied for 3rd in shutouts (5), 5th in wins (19), 6th in complete games (9) and 8th in strikeouts (157) . . . Won his last 11 decisions, the longest Dodger winning streak since Burt Hooton won 12 in a row in 1975 (Hershiser's last loss was July 7 at St. Louis) . . . His 11-0 record and 1.08 ERA at Dodger Stadium was the best-ever for a Dodger pitcher . . . Threw a one-hitter twice (April 26 vs. San Diego and July 23 vs. Pittsburgh), as

well as a two-hitter and three-hitter . . . Compiled a string of 22 consecutive scoreless innings . . . In one stretch, he faced 29 batters over three appearances without a ball being hit out of the infield.

1984 - Hershiser opened his rookie season in the bullpen, but had trouble with consistency in his first 16 games . . . An injury to Jerry Reuss thrust Hershiser into a start on May 26 at New York, and he joined the starting rotation June 26 vs. Chicago . . . That game marked the start of the longest consecutive scoreless inning streak by a N.L. pitcher at 33.2 innings . . . He tied for the league lead in shutouts (4), 3rd in ERA (2.66), 6th in complete games (8), and 8th in strikeouts (150) . . . Finished 3rd in the N.L. Rookie of the Year balloting . . . He was named N.L. Pitcher of the Month in July with four shutouts. First big league win was in relief on April 5 in L.A. vs. St. Louis . . . Won his first game as a starter on June 29 vs. Chicago, winning 7-1 in 9.0 innings pitched.

1983 - Orel made his major league debut Sept. 1 vs. Montreal and recorded his first strikeout against Tim Wallach of the Montreal Expos . . . His first big league save came Sept. 30 vs. the Giants, the night the Dodgers clinched the Western Division title . . . Was named to the Dodgers' playoff roster as a sub for Steve Howe . . . Began the season by winning the James and Dearie Mulvey award

as the top Dodger rookie during spring training.

Minor League Notes: 1983 - Hershiser earned a promotion to Los Angeles . . . Finished 3rd in the Pacific Coast League in saves (16) and was 7th in ERA (4.09). **1982** - Orel finished 7th in the Pacific Coast League ERA race with a 3.71 mark in his first year at the AAA level . . . He won six of his first seven decisions in relief for the Albuquerque Dukes. **1981** - Pitched for San Antonio of the Texas League and led the team with 15 saves. **1980** - Pitched for San Antonio of the Texas League and led the team with 14 saves. **1979** - Spent his first professional season with Clinton of the Rookie League and finished with a 4-0 record and 2.09 ERA.

Personal: Made the all-conference team at Cherry Hills East High School in New Jersey . . . While playing for Bowling Green University, he made All-MAC and earned team MVP honors . . . Pitched for the AAABA National Championship Johnstown, PA team in 1979 . . . Played defense and left wing for the Philadelphia Flyers Junior A hockey team . . . He is a four handicap golfer . . . Was married on Feb. 7, 1981 . . . Wife's name is Jamie . . . They have two sons, Orel Leonard V (Quinton) (11-24-84) and Jordan Douglass (9-15-88) . . . Very involved in church and charitable activities.

Orel Leonard Hershiser

| Year | Club | W-L | ERA | G | GS | CG | SHO | SV | IP | H | R | ER | BB | SO |
|-------------------|-------------|-------|------|-----|-----|----|-----|----|--------|------|-----|-----|-----|-----|
| 1979 | Clinton | 4-0 | 2.09 | 15 | 4 | 1 | 0 | 2 | 43.0 | 33 | 15 | 10 | 17 | 33 |
| 1980 | San Antonio | 5-9 | 3.55 | 49 | 3 | 1 | 0 | 14 | 109.0 | 120 | 59 | 43 | 59 | 75 |
| 1981 | San Antonio | 7-6 | 4.68 | 42 | 4 | 3 | 0 | 15 | 102.0 | 94 | 54 | 53 | 50 | 95 |
| 1982 | Albuquerque | 9-6 | 3.71 | 47 | 7 | 2 | 0 | 4 | 123.2 | 121 | 73 | 51 | 63 | 93 |
| 1983 | Albuquerque | 10-8 | 4.09 | 49 | 10 | 6 | 0 | 16 | 134.1 | 132 | 73 | 61 | 57 | 95 |
| | Los Angeles | 0-0 | 3.38 | 8 | 0 | 0 | 0 | 1 | 8.0 | 7 | 6 | 3 | 6 | 5 |
| 1984 | Los Angeles | 11-8 | 2.66 | 45 | 20 | 8 | 4 | 2 | 189.2 | 160 | 65 | 56 | 50 | 150 |
| 1985 | Los Angeles | 19-3 | 2.03 | 36 | 34 | 9 | 5 | 0 | 239.2 | 179 | 72 | 54 | 68 | 157 |
| 1986 | Los Angeles | 14-14 | 3.85 | 35 | 35 | 8 | 1 | 0 | 231.1 | 213 | 112 | 99 | 86 | 153 |
| 1987 | Los Angeles | 16-16 | 3.06 | 37 | 35 | 10 | 1 | 1 | 264.2 | 247 | 105 | 90 | 74 | 190 |
| 1988 | Los Angeles | 23-8 | 2.26 | 35 | 34 | 15 | 8 | 1 | 267.0 | 208 | 73 | 67 | 73 | 178 |
| ML Totals-6 years | | 83-49 | 2.77 | 196 | 158 | 50 | 19 | 5 | 1200.1 | 1014 | 433 | 369 | 357 | 833 |

GW-RBI: 1983-0, 1984-0, 1985-0, 1986-0, 1987-1, 1988-2. Total-3.

DODGER ROOKIES

Twelve members of the 1989 Los Angeles Dodgers' roster are rookies: The possible "Rookie of the Year" candidates are:

Bill Brennan, Mike Devereaux, Jeff Fischer, Jose Gonzalez

Dave Hansen, Mike Hartley, Carlos Hernandez, Chris Jones

Ramon Martinez, Mike Munoz, Jose Vizcaino, John Wetteland.

vs. NATIONAL LEAGUE

| | 1988 | | | | | | Career | | | | | |
|---------------|------|------|-------|----|-----|----|----------------------------------------------------------------------------------------------------------------------------------------------------------------------------------------------------------------------------------------------------------------------------------------------------|------|--------|-----|-----|----|
| | W-L | ERA | IP | ER | SO | SV | W-L | ERA | IP | ER | SO | SV |
| vs. West | | | | | | | | | | | | |
| Atlanta | 5-0 | 1.28 | 42.1 | 6 | 29 | 0 | 14-6 | 2.76 | 156.0 | 48 | 100 | 1 |
| Cincinnati | 3-1 | 3.21 | 33.2 | 12 | 21 | 0 | 11-5 | 3.06 | 156.0 | 53 | 86 | 1 |
| Houston | 4-1 | 1.80 | 40.0 | 8 | 24 | 0 | 11-5 | 2.86 | 132.1 | 42 | 86 | 0 |
| San Diego | 1-0 | 0.95 | 19.0 | 2 | 6 | 0 | 7-4 | 1.74 | 118.2 | 23 | 61 | 0 |
| San Francisco | 4-1 | 2.16 | 33.1 | 8 | 21 | 0 | 12-4 | 2.98 | 136.0 | 45 | 97 | 1 |
| West Total | 17-3 | 1.92 | 168.1 | 36 | 101 | 0 | 55-24 | 2.71 | 699.0 | 211 | 430 | 3 |
| vs. East | | | | | | | | | | | | |
| Chicago | 0-0 | 2.25 | 8.0 | 2 | 4 | 1 | 4-1 | 3.10 | 64.0 | 22 | 51 | 1 |
| Montreal | 3-1 | 1.06 | 34.0 | 4 | 32 | 0 | 6-5 | 2.04 | 106.0 | 24 | 78 | 0 |
| New York | 0-1 | 2.00 | 9.0 | 2 | 6 | 0 | 3-4 | 2.63 | 78.2 | 23 | 60 | 0 |
| Philadelphia | 0-0 | 1.13 | 8.0 | 1 | 3 | 0 | 3-4 | 2.46 | 84.0 | 23 | 76 | 0 |
| Pittsburgh | 1-3 | 5.84 | 24.2 | 16 | 21 | 0 | 7-7 | 3.51 | 100.0 | 39 | 88 | 0 |
| St. Louis | 2-0 | 3.60 | 15.0 | 6 | 11 | 0 | 5-4 | 3.54 | 68.2 | 27 | 50 | 1 |
| East Total | 6-5 | 2.82 | 98.2 | 31 | 77 | 1 | 28-25 | 2.83 | 501.1 | 158 | 404 | 2 |
| 1988 Totals | 23-8 | 2.26 | 267.0 | 67 | 178 | 1 | 83-49 | 2.77 | 1200.1 | 369 | 833 | 5 |
| Home | 11-5 | 2.31 | 124.2 | 32 | 91 | 0 | HERSHISER'S BEST Season W: 23 in 1988 ERA: 2.03 in 1985 (239.2 IP) SV: 2 in 1984 IP: 267.0 in 1988 SO: 190 in 1987 Win Strk: 11 in 1985 Game Low-Hit: 1 (2 times), last time, July 23, 1985 vs. Pittsburgh SO: 14, June 19, 1987 at Houston | | | | | |
| Away | 12-3 | 2.21 | 142.1 | 35 | 87 | 1 | | | | | | |
| Day | 7-3 | 2.61 | 82.2 | 24 | 47 | 1 | | | | | | |
| Night | 16-5 | 2.10 | 184.1 | 43 | 131 | 0 | | | | | | |
| 1st Half | 13-3 | 2.46 | 135.1 | 37 | 86 | 1 | | | | | | |
| 2nd Half | 10-5 | 2.05 | 131.2 | 30 | 92 | 0 | | | | | | |
| In April | 5-0 | 1.56 | 40.1 | 7 | 24 | 0 | | | | | | |
| May | 2-2 | 2.82 | 38.1 | 12 | 29 | 1 | | | | | | |
| June | 5-1 | 2.72 | 49.2 | 15 | 29 | 0 | | | | | | |
| July | 3-2 | 3.24 | 41.2 | 15 | 29 | 0 | | | | | | |
| August | 3-3 | 3.86 | 42.0 | 18 | 33 | 0 | | | | | | |
| Sept.-Oct. | 5-0 | 0.00 | 55.0 | 0 | 34 | 0 | | | | | | |

LEAGUE CHAMPIONSHIP SERIES STATISTICS

| Year | Club, Opp. | W-L | ERA | G | GS | CG | SHO | SV | IP | H | R | ER | BB | SO |
|------------|-----------------|-----|------|---|----|----|-----|----|----------------|----|----|----|----|----|
| 1983 | L.A. vs. Phil. | | | | | | | | (did not play) | | | | | |
| 1985 | L.A. vs. St. L. | 1-0 | 3.52 | 2 | 2 | 1 | 0 | 0 | 15.1 | 17 | 6 | 6 | 6 | 5 |
| 1988 | L.A. vs. Mets | 1-0 | 1.09 | 4 | 3 | 1 | 1 | 1 | 24.2 | 18 | 5 | 3 | 7 | 15 |
| LCS Totals | | 2-0 | 2.03 | 6 | 5 | 2 | 1 | 1 | 40.0 | 35 | 11 | 9 | 13 | 20 |

WORLD SERIES STATISTICS

| Year | Club, Opp. | W-L | ERA | G | GS | CG | SHO | SV | IP | H | R | ER | BB | SO |
|------|---------------|-----|------|---|----|----|-----|----|------|---|---|----|----|----|
| 1988 | L.A. vs. Oak. | 2-0 | 1.00 | 2 | 2 | 2 | 1 | 0 | 18.0 | 7 | 2 | 2 | 6 | 17 |

ALL-STAR GAME STATISTICS

| Year | Club, Site | W-L | ERA | G | GS | CG | SHO | SV | IP | H | R | ER | BB | SO |
|------------|------------|-----|------|---|----|----|-----|----|-----|---|---|----|----|----|
| 1987 | L.A., Oak. | 0-0 | 0.00 | 1 | 0 | 0 | 0 | 0 | 2.0 | 1 | 0 | 0 | 1 | 0 |
| 1988 | L.A., Cin. | 0-0 | 0.00 | 1 | 0 | 0 | 0 | 0 | 1.0 | 0 | 0 | 0 | 0 | 0 |
| ASG Totals | | 0-0 | 0.00 | 2 | 0 | 0 | 0 | 0 | 3.0 | 1 | 0 | 0 | 1 | 0 |

LIFETIME NL WON-LOST STATISTICS

| W-L | Pct. | vs. Atl. | Chi. | Cin. | Hst. | Mil. | N.Y. | Phil. | Pitt. | St.L. | S.D. | S.F. |
|-------|------|----------|------|------|------|------|------|-------|-------|-------|------|------|
| 83-49 | .629 | 14-6 | 4-1 | 11-5 | 11-5 | 6-5 | 3-4 | 3-4 | 7-7 | 5-4 | 7-4 | 12-4 |

MISCELLANEOUS STATISTICS

| Year | PITCHING TOTALS | | | | | HITTING TOTALS | | | | | | | |
|------|-----------------|----|----|----|----|----------------|----|---|----|----|----|----|-----|
| | IBB | HB | WP | BK | HR | Avg. | AB | R | H | 2B | 3B | HR | RBI |
| 1983 | 0 | 0 | 1 | 0 | 1 | .000 | 0 | 0 | 0 | 0 | 0 | 0 | 0 |
| 1984 | 8 | 4 | 8 | 1 | 9 | .200 | 50 | 4 | 10 | 0 | 0 | 0 | 2 |
| 1985 | 5 | 6 | 5 | 0 | 8 | .197 | 76 | 5 | 15 | 1 | 0 | 0 | 4 |
| 1986 | 11 | 5 | 12 | 3 | 13 | .239 | 71 | 4 | 17 | 3 | 0 | 0 | 8 |

MISCELLANEOUS STATISTICS

| Year | PITCHING TOTALS | | | | | HITTING TOTALS | | | | | | | |
|-----------|-----------------|----|----|----|----|----------------|-----|----|----|----|----|----|-----|
| | IBB | HB | WP | BK | HR | Avg. | AB | R | H | 2B | 3B | HR | RBI |
| 1987 | 5 | 9 | 11 | 2 | 17 | .211 | 90 | 10 | 19 | 5 | 0 | 0 | 7 |
| 1988 | 10 | 4 | 6 | 5 | 18 | .129 | 85 | 1 | 11 | 2 | 1 | 0 | 6 |
| ML Totals | 39 | 28 | 43 | 11 | 66 | .194 | 372 | 24 | 72 | 11 | 1 | 0 | 27 |

HERSHISER'S CAREER TRANSACTIONS

Selected by the Los Angeles Dodgers in the 17th round of free agent draft, June 5, 1979; signed on June 9, 1979 by Boyd Bartley.

HERSHISER'S GAME HIGHS

Hitting

Most Hits: 3, October 2, 1985 vs. Atlanta

Most RBI: 2 (4 times) last time, August 30, 1988 at Montreal.

Most Home Runs: None.



RICKY HORTON

Left-handed pitcher 29

Birth date: July 30, 1959

Birthplace: Poughkeepsie, NY

Bats: Left Throws: Left

Height: 6-2 Weight: 195

M.L. Service: 5 years

How Obtained: Traded from Chicago White Sox in exchange for pitcher Shawn Hillegas, August 31, 1988

1988 Notes: Joined the Dodgers as a left-handed middle-relief man on Aug. 31 in trade with White Sox . . . Appeared in four NLCS games and did not allow an earned run in 4.1 innings . . . Made 12 regular season appearances for the Dodgers, allowing no earned runs in nine of those games . . . Started for the White Sox on opening day . . . Was used exclusively as a reliever from May 18 through the end of the season . . . Allowed only two earned runs in a 19.2 inning stretch covering 14 relief appearances - his last nine with the Sox and first five with the Dodgers . . . Has averaged almost one strikeout per inning in his short stint with the Dodgers . . . Also acquired for his playoff experience and durability . . . Appeared in both games of a doubleheader Sept. 21 vs. San Diego . . . Was traded to the White Sox from the St. Louis Cardinals in Feb. 1988, along with outfielder Lance Johnson in a deal which sent pitcher Jose De Leon to the Cardinals.

M.L. Career: 1987-Made a career-high 67 appearances and posted his best professional winning

percentage (.727) with an 8-3 record . . . Made spot starts and also recorded a career high seven saves with three against the Mets . . . Appeared in one game of the NLCS against the Giants, hurling three shutout innings of relief in Game 5 . . . Saw relief duty in Game 1 and Game 6 of the World Series . . . Five-game winning streak (May 1-July 12) was second longest on the Cardinals' staff.

1986-Worked as the swing man on the St. Louis staff, working both as a starter and reliever . . . Went on the disabled list for the first time in his career May 25 due to torn tissue in his left elbow . . . Strung together 26.1 scoreless innings June 25 - Aug. 14 . . . Was recognized as having the best pickoff move among left-handers in a survey of National League managers.

1985-Filled the role of long reliever for the NL Champion St. Louis Cardinals . . . Made three appearances in both the NLCS against the Dodgers and the World Series vs. the Royals.

1984-Divided his rookie season as a starter and reliever . . . Was 8-4 with a 3.96 ERA as a starter . . .

Only complete game was also his first career shutout vs. San Diego, June 29 . . . Allowed just two hits in the blanking and first safety did not come until there were two outs in the 8th inning.

Minor League Notes: 1983- Notched a career high 10 victories at Louisville working as a starter. **1982-** Won nine games at Arkansas (AA) before earning promotion to Louisville (AAA).

Personal: Graduated from Roosevelt High in Hyde Park, NY in 1977 . . . Attended the University of Virginia and earned his

degree in systems engineering in 1983 . . . Minored in economics at Virginia . . . Lettered in baseball three times (1978-1980) and was second-team all-Atlantic Coast Conference in 1980 . . . Speaks Spanish fluently . . . Played in the New York Senior League state tournament as a teen-ager and his team defeated future Cardinal and White Sox teammate Dave LaPoint's squad in the semi-finals . . . Married to Ann Fleming on April 22, 1983 . . . The Horton's have one daughter, Jennifer Marie, born Aug. 31, 1988.

Rickey Neal Horton

| Year | Club | W-L | ERA | G | GS | CG | SHO | SV | IP | H | R | ER | BB | SO |
|-------------------|----------------|-------|------|-----|----|----|-----|----|-------|-----|-----|-----|-----|-----|
| 1980 | St. Petersburg | 0-2 | 6.12 | 6 | 5 | 0 | 0 | 0 | 25.0 | 29 | 18 | 17 | 17 | 13 |
| | Gastonia | 2-4 | 3.64 | 14 | 3 | 0 | 0 | 1 | 42.0 | 30 | 21 | 17 | 25 | 30 |
| 1981 | St. Petersburg | 7-3 | 4.41 | 23 | 15 | 2 | 1 | 2 | 100.0 | 101 | 52 | 49 | 49 | 66 |
| 1982 | Arkansas | 9-6 | 3.15 | 16 | 16 | 5 | 2 | 0 | 108.2 | 83 | 45 | 38 | 52 | 90 |
| | Louisville | 2-3 | 6.69 | 8 | 6 | 0 | 0 | 0 | 36.1 | 47 | 31 | 27 | 11 | 37 |
| 1983 | Louisville | 10-6 | 4.82 | 30 | 24 | 3 | 1 | 0 | 157.0 | 177 | 99 | 84 | 58 | 92 |
| 1984 | St. Louis | 9-4 | 3.44 | 37 | 18 | 1 | 1 | 1 | 125.2 | 140 | 53 | 48 | 39 | 76 |
| 1985 | St. Louis | 3-2 | 2.91 | 49 | 3 | 0 | 0 | 1 | 89.2 | 84 | 30 | 29 | 34 | 59 |
| 1986 | St. Louis | 4-3 | 2.24 | 42 | 9 | 1 | 0 | 3 | 100.1 | 77 | 25 | 25 | 26 | 49 |
| | Springfield | 0-0 | 0.00 | 1 | 1 | 0 | 0 | 0 | 2.0 | 2 | 0 | 0 | 0 | 2 |
| 1987 | St. Louis | 8-3 | 3.82 | 67 | 6 | 0 | 0 | 7 | 125.0 | 127 | 58 | 53 | 42 | 55 |
| 1988 | Chicago (AL) | 6-10 | 4.86 | 52 | 9 | 1 | 0 | 2 | 109.1 | 120 | 64 | 59 | 36 | 28 |
| | Los Angeles | 1-1 | 5.00 | 12 | 0 | 0 | 0 | 0 | 9.0 | 11 | 7 | 5 | 2 | 8 |
| NL Totals-5 years | | 25-13 | 3.20 | 207 | 36 | 2 | 1 | 12 | 449.2 | 439 | 173 | 160 | 143 | 247 |
| AL Totals-1 year | | 6-10 | 4.86 | 52 | 9 | 1 | 0 | 2 | 109.1 | 120 | 64 | 59 | 36 | 28 |
| ML Totals-5 years | | 31-23 | 3.52 | 259 | 45 | 3 | 1 | 14 | 559.0 | 559 | 237 | 219 | 179 | 275 |

vs. NATIONAL LEAGUE

| | 1988 | | | | | | Career | | | | | |
|--------------------------------------------------|------|-------|-----|----|----|----|-----------------------------------------------------------------------------------------------------------------------------------------------------------------------------------------------------------------------------------|------|-------|-----|-----|----|
| | W-L | ERA | IP | ER | SO | SV | W-L | ERA | IP | ER | SO | SV |
| vs. West | | | | | | | | | | | | |
| Atlanta | 0-0 | 0.00 | 1.1 | 0 | 0 | 0 | 2-0 | 1.82 | 24.2 | 5 | 15 | 2 |
| Cincinnati | 0-0 | 4.50 | 2.0 | 1 | 3 | 0 | 1-2 | 4.62 | 25.1 | 13 | 8 | 0 |
| Houston | 0-0 | 0.00 | 0.0 | 0 | 0 | 0 | 3-1 | 3.92 | 41.1 | 18 | 32 | 0 |
| San Diego | 0-1 | 18.00 | 2.0 | 4 | 1 | 0 | 1-2 | 2.98 | 42.1 | 14 | 15 | 1 |
| San Francisco | 1-0 | 0.00 | 3.0 | 0 | 3 | 0 | 4-1 | 4.26 | 25.1 | 12 | 9 | 0 |
| West Total | 1-1 | 5.40 | 8.1 | 5 | 7 | 0 | 11-6 | 3.51 | 159.0 | 62 | 79 | 3 |
| vs. East | | | | | | | | | | | | |
| Chicago | 0-0 | 0.00 | 0.0 | 0 | 0 | 0 | 0-1 | 1.47 | 18.1 | 3 | 10 | 0 |
| Montreal | 0-0 | 0.00 | 0.0 | 0 | 0 | 0 | 2-2 | 2.74 | 42.2 | 13 | 23 | 1 |
| New York | 0-0 | 0.00 | 0.2 | 0 | 1 | 0 | 2-1 | 2.63 | 82.0 | 24 | 53 | 3 |
| Philadelphia | 0-0 | 0.00 | 0.0 | 0 | 0 | 0 | 5-1 | 3.53 | 44.2 | 17 | 23 | 0 |
| Pittsburgh | 0-0 | 0.00 | 0.0 | 0 | 0 | 0 | 4-2 | 3.69 | 63.1 | 26 | 21 | 3 |
| St. Louis | 0-0 | 0.00 | 0.0 | 0 | 0 | 0 | 0-0 | 0.00 | 0.0 | 0 | 0 | 0 |
| East Total | 0-0 | 0.00 | 0.2 | 0 | 1 | 0 | 13-7 | 2.97 | 251.0 | 83 | 130 | 7 |
| 1988 Totals | 1-1 | 5.00 | 9.0 | 5 | 8 | 0 | 25-13 | 3.20 | 449.2 | 160 | 247 | 12 |
| Home | 0-0 | 6.75 | 5.1 | 4 | 3 | 0 | HORTON'S BEST Season W: 9 in 1984 ERA: 2.24 in 1986 SV: 7 in 1987 IP: 125.2 in 1984 SO: 76 in 1984 Win Strk: 5 in 1987 Game SO: 6 (3 times), last time, August 14 at New York | | | | | |
| Away | 1-1 | 2.45 | 3.2 | 1 | 5 | 0 | | | | | | |
| Day | 1-0 | 2.08 | 4.1 | 1 | 5 | 0 | | | | | | |
| Night | 0-1 | 7.71 | 4.2 | 4 | 3 | 0 | | | | | | |
| 1st Half | 0-0 | 0.00 | 0.0 | 0 | 0 | 0 | | | | | | |
| 2nd Half | 1-1 | 5.00 | 9.0 | 5 | 8 | 0 | | | | | | |
| In April | - | - | - | - | - | - | | | | | | |
| May | - | - | - | - | - | - | | | | | | |
| June | - | - | - | - | - | - | | | | | | |
| July | - | - | - | - | - | - | | | | | | |
| August | - | - | - | - | - | - | | | | | | |
| Sept.-Oct. | 1-1 | 5.00 | 9.0 | 5 | 8 | 0 | | | | | | |
| Horton is 1-0 vs. Los Angeles Dodgers in 6 games | | | | | | | | | | | | |

LEAGUE CHAMPIONSHIP SERIES STATISTICS

| Year | Club, Opp. | W-L | ERA | G | GS | CG | SHO | SV | IP | H | R | ER | BB | SO |
|------------|-----------------|-----|------|---|----|----|-----|----|------|----|---|----|----|----|
| 1985 | St. L. vs. L.A. | 0-0 | 9.00 | 3 | 0 | 0 | 0 | 0 | 3.0 | 4 | 3 | 3 | 2 | 1 |
| 1987 | St. L. vs. S.F. | 0-0 | 0.00 | 1 | 0 | 0 | 0 | 0 | 3.0 | 2 | 0 | 0 | 0 | 2 |
| 1988 | L.A. vs. Mets | 0-0 | 0.00 | 4 | 0 | 0 | 0 | 0 | 4.1 | 4 | 0 | 0 | 2 | 3 |
| LCS Totals | | 0-0 | 2.61 | 8 | 0 | 0 | 0 | 0 | 10.1 | 10 | 3 | 3 | 4 | 6 |

WORLD SERIES STATISTICS

| Year | Club, Opp. | W-L | ERA | G | GS | CG | SHO | SV | IP | H | R | ER | BB | SO |
|------------|------------------|-----|------|---|----|----|-----|----|-----|---|---|----|----|----|
| 1985 | St. L. vs. K.C. | 0-0 | 6.75 | 3 | 0 | 0 | 0 | 0 | 4.0 | 4 | 3 | 3 | 5 | 5 |
| 1987 | St. L. vs. Minn. | 0-0 | 6.00 | 2 | 0 | 0 | 0 | 0 | 3.0 | 5 | 2 | 2 | 0 | 1 |
| 1988 | L.A. vs. Oak. | 0-0 | 0.00 | 0 | 0 | 0 | 0 | 0 | 0.0 | 0 | 0 | 0 | 0 | 0 |
| WSG Totals | | 0-0 | 6.43 | 5 | 0 | 0 | 0 | 0 | 7.0 | 9 | 5 | 5 | 5 | 6 |

LIFETIME NL WON-LOST STATISTICS

| W-L | Pct. | vs. All. | Chi. | Cin. | Hst. | Mil. | N.Y. | Phil. | Pitt. | St.L. | S.D. | S.F. |
|-------|------|----------|------|------|------|------|------|-------|-------|-------|------|------|
| 25-13 | .658 | 2-0 | 0-1 | 1-2 | 3-1 | 2-2 | 3-1 | 5-1 | 4-2 | 0-0 | 1-2 | 4-1 |

MISCELLANEOUS STATISTICS

| Year | PITCHING TOTALS | | | | | HITTING TOTALS | | | | | | | | |
|------------|-----------------|----|----|----|----|----------------|------|----|---|----|----|----|-----|---|
| | IBB | HB | WP | BK | HR | Avg. | AB | R | H | 2B | 3B | HR | RBI | |
| 1984 | 2 | 1 | 5 | 6 | 14 | .065 | 31 | 2 | 2 | 0 | 0 | 0 | 0 | |
| 1985 | 13 | 3 | 3 | 2 | 5 | .063 | 16 | 1 | 1 | 0 | 0 | 0 | 0 | |
| 1986 | 7 | 1 | 1 | 0 | 7 | .056 | 18 | 0 | 1 | 0 | 0 | 0 | 0 | |
| 1987 | 10 | 0 | 3 | 4 | 15 | .172 | 29 | 2 | 5 | 1 | 0 | 0 | 0 | |
| 1988 | 4 | 5 | 0 | 3 | 8 | .000 | 0 | 0 | 0 | 0 | 0 | 0 | 0 | |
| MLB Totals | | 36 | 10 | 12 | 15 | 49 | .096 | 94 | 5 | 9 | 1 | 0 | 0 | 0 |

HORTON'S CAREER TRANSACTIONS

Selected by the San Francisco Giants' organization in 20th round of free agent draft, June 7, 1977.

Selected by the St. Louis Cardinals' organization in 4th round of free agent draft, June 3, 1980.

Traded to the Chicago White Sox with outfielder Lance Johnson in exchange for pitcher Jose DeLeon, February 9, 1985.

Traded to the Los Angeles Dodgers in exchange for pitcher Shawn Hillegas, August 31, 1988.

HORTON'S GAME HIGHS

Pitching

Longest Win Streak: 4, June 25, 1986 to end of season.

Longest Losing Streak: 3, April 20-30, 1986.

Most Strikeouts: 6 (3 times), last time, September 24, 1988 at San Francisco.



JAY HOWELL

Right-handed pitcher 50

Birth date: November 26, 1955

Birthplace: Miami, FL

Bats: Right **Throws:** Right

Height: 6-3 **Weight:** 205

M.L. Service: 6 years and 145 days

How Obtained: Traded to Dodgers by Oakland along with shortstop Alfredo Griffin for pitchers Jack Savage, Bob Welch and Matt Young on December 11, 1987

1988 Notes: Became the Dodgers' bullpen stopper in 1988 and was a main part of the Dodgers' turnaround. . . Ended the season with 21 saves, a team high and the

most by a Dodger since Terry Forster's 22 saves in 1978. . . His 21 saves were the 2nd highest in his career. . . Appeared in 50 games, 3rd highest on team. . . Posted a

career best 2.08 ERA. . . Had 70 strikeouts, a career high in the N.L. and 2nd best overall. . . Posted career bests with 44 hits, 16 runs, 15 earned runs. . . Did not allow a run in his first five games and only three runs in his first 13 appearances. . . Was 2-0 with a 1.47 ERA after 13 games. . . First N.L. save was on April 24 at San Francisco, working 1.1 innings with two K's. . . Got his second save in his next outing vs. St. Louis on April 29 at Dodger Stadium. . . In June, he appeared in seven games and totalled five saves. . . Saved the first three games he appeared in during June. . . Was 2-2 overall with eight saves and a 2.57 ERA in 22 games at the end of June. . . Struck out a season high four on May 14 vs. the Phillies. . . Saved another five games in July, including three straight from July 22-26. . . In his last 18 games, he saved eight games and went 3-1. . . He did not allow a run over his last 18.0 innings pitched. . . Allowed just one home run, Aug. 10 to Paul O'Neill of Cincinnati. . . Had 13 saves in 16 save opportunities after the All-Star break, and saved 21 of 27 opportunities on the year. . . Longest outing was 2.0 innings, 15 times. . . Opponents hit just .188. . . Finished 8th in the N.L. with 21 saves. . . Saved the Sept. 26 game vs. the Padres, the night the Dodgers clinched the Western-Crown. . . Was suspended for 2 games during the NLCS when pine tar was found in his glove during Game 3. . . Came back for the World Series and lost Game 3 when Oakland's Mark McGwire hit the game-winning home run in the ninth, giving the A's a 2-1 win. . . The next night, he bounced right back and saved Game 4 getting McGwire to pop up with the bases loaded in the 7th inning, protecting a 4-3 lead. . . In the ninth with one out and one on, he struck out Jose Canseco and got Dave Parker to foul out for the save. . . Finished 8th in the Roloids Relief Man standings with 55 points.

M.L. Career: 1987 - Suffered through his final year with the A's with bone chips in his right elbow but still managed to save 16 games, tying Dennis Eckersley for team high honors. . . Dr. Lewis Yocum

performed surgery the last week of August. . . Had 15 saves by All-Star break. . . Worked the final two innings of the All-Star Game and got the loss. . . Lone save after the break was Aug. 21 vs. Yankees and he appeared in his last game on Aug. 23.

1986 - Was 3-6 with 16 saves and a 3.38 ERA. . . His 16 saves led the team. . . Spent most of the season on the DL with tendinitis in right forearm. . . Appeared in just 36 games and pitched 53.1 innings.

1985 - Had a superb initial year with the A's and recorded a career high 29 saves in 36 opportunities. . . His 29 saves led the team and were 2nd highest total in A's history behind Bill Caudill's 36 in 1984. . . Had 68 K's in 98 innings. . . Was 9-8 overall in a career high 63 games.

1984 - Last season with the Yankees and was 9-4 with a 2.69 ERA in 61 games. . . Pitched a career high 103.2 innings and struck out a career best 109 batters. . . Led the A.L. in strikeouts per inning with a 1.05 mark. . . Started one game and won June 16 vs. Baltimore. . . Was 6-0 after All-Star break. . . Had seven saves.

1983 - Was his first full big league season and posted a 1-5 record and a 5.38 ERA. . . Started 12 of 19 games. . . Had arthroscopic surgery Aug. 7 on left knee.

1982 - Was with the Yankees in August and appeared in six games. . . Started all six and was 2-3 with a 7.71 ERA. . . Struck out 21 in 28 innings.

1981 - Second year in the big leagues and was 2-0 with the Cubs. . . Had a 4.91 ERA. . . First major league win was Aug. 16 vs. Pittsburgh. . . Appeared in 10 games.

1980 - Made major league debut with the Reds and pitched in five games.

Minor League Notes: 1986 - Appeared in two games with Modesto as part of a rehabilitation assignment and allowed three runs in two innings from July 11-16. 1982 - Was enjoying a super year with a 13-4 record for Iowa and was leading the league with a 2.36 ERA before being traded to the Yankees. . . Went to Columbus and was 2-1 with a 2.41 ERA. . . Was named American Association Pitcher of the Year with Iowa. 1981 - Was 5-10 overall with a 3.75

ERA when the Cubs promoted him to Chicago where he went 2-0. . . Pitched in 144.0 innings for Iowa. 1980 - Spent most of the season in Indianapolis where he was 5-11 in 25 games before being promoted to Cincinnati. 1979 - First season with Indianapolis (AAA) and was 10-10 in 24 games with a 5.13 ERA. 1978 - Was with Nashville of the Southern League and led the league with 173 strikeouts in 166 innings. . . Was 9-14 with a 3.09 ERA in 28 games. . . Completed six games. 1977 -

Pitched for Tampa and was 7-13, but posted an impressive 2.96 ERA in 23 games. 1976 - Completed five of 12 starts for Eugene and was 5-4 with a 2.96 ERA on the year.

Personal: Graduated from Fairview High School where he played football and baseball. . . Majored in physical education at the Univ. of Colorado at Boulder. . . Was named All-Big 8 in baseball. . . Wife's name is Alison. . . Married on November 9, 1984.

Jay Canfield Howell

| Year | Club | W-L | ERA | G | GS | CG | SHO | SV | IP | H | R | ER | BB | SO |
|-------------------|---------------|-------|-------|-----|----|----|-----|----|-------|-----|-----|-----|-----|-----|
| 1976 | Eugene | 5-4 | 2.96 | 13 | 12 | 5 | 2 | 1 | 73.0 | 65 | 30 | 24 | 34 | 79 |
| 1977 | Tampa | 7-13 | 2.96 | 23 | 22 | 10 | 1 | 0 | 158.0 | 141 | 60 | 52 | 52 | 99 |
| 1978 | Nashville | 9-14 | 3.09 | 28 | 25 | 6 | 1 | 0 | 166.0 | 134 | 70 | 57 | 55 | 173 |
| 1979 | Indianapolis | 10-10 | 5.13 | 24 | 23 | 2 | 2 | 0 | 128.0 | 121 | 82 | 73 | 84 | 79 |
| 1980 | Indianapolis | 5-11 | 5.05 | 25 | 17 | 1 | 0 | 0 | 98.0 | 95 | 70 | 55 | 71 | 73 |
| | Cincinnati | 0-0 | 15.00 | 5 | 0 | 0 | 0 | 0 | 3.0 | 8 | 5 | 5 | 0 | 1 |
| 1981 | Iowa | 5-10 | 3.75 | 23 | 22 | 2 | 0 | 0 | 144.0 | 141 | 74 | 60 | 62 | 90 |
| | Chicago (NL) | 2-0 | 4.91 | 10 | 2 | 0 | 0 | 0 | 22.0 | 23 | 13 | 12 | 10 | 10 |
| 1982 | Iowa | 13-4 | 2.36 | 20 | 20 | 5 | 2 | 0 | 141.0 | 102 | 45 | 37 | 48 | 139 |
| | Columbus | 2-1 | 2.41 | 5 | 5 | 1 | 1 | 0 | 37.0 | 18 | 13 | 10 | 19 | 33 |
| | New York (AL) | 2-3 | 7.71 | 6 | 6 | 0 | 0 | 0 | 28.0 | 42 | 25 | 24 | 13 | 21 |
| 1983 | New York (AL) | 1-5 | 5.38 | 19 | 12 | 2 | 0 | 0 | 82.0 | 89 | 53 | 49 | 35 | 61 |
| 1984 | New York (AL) | 9-4 | 2.69 | 61 | 1 | 0 | 0 | 7 | 103.2 | 86 | 33 | 31 | 34 | 109 |
| 1985 | Oakland | 9-8 | 2.85 | 63 | 0 | 0 | 0 | 29 | 98.0 | 98 | 32 | 31 | 31 | 68 |
| 1986 | Oakland | 3-6 | 3.38 | 38 | 0 | 0 | 0 | 16 | 53.1 | 53 | 23 | 20 | 23 | 42 |
| | Modesto | 0-0 | 13.50 | 2 | 0 | 0 | 0 | 0 | 2.0 | 5 | 3 | 3 | 1 | 1 |
| 1987 | Oakland | 3-4 | 5.89 | 36 | 0 | 0 | 0 | 16 | 44.1 | 48 | 30 | 29 | 21 | 35 |
| 1988 | Los Angeles | 5-3 | 2.08 | 50 | 0 | 0 | 0 | 21 | 65.0 | 44 | 16 | 15 | 21 | 70 |
| AL Totals-6 years | | 27-30 | 4.05 | 223 | 19 | 2 | 0 | 68 | 409.1 | 416 | 196 | 184 | 157 | 336 |
| NL Totals-3 years | | 7-3 | 3.20 | 65 | 2 | 0 | 0 | 21 | 90.0 | 75 | 34 | 32 | 31 | 81 |
| ML Totals-9 years | | 34-33 | 3.53 | 288 | 21 | 2 | 0 | 89 | 499.1 | 491 | 230 | 216 | 188 | 417 |

DODGER STRIKEOUT HIGHS

Dodger Record- 18, Sandy Koufax (Aug. 21, 1959 and April 24, 1962).

Active Dodgers and their strikeout highs:

Belcher- 8, (5 times), last time, Aug. 26, 1988 at Philadelphia.

Crews- 5, Aug. 8, 1988 at Houston.

Hershiser- 14, June 19, 1987 at Houston. 10 or more: 10-2, 11-1, 14-1. Total - 4 times.

Horton- 3, Sept. 24, 1988 at San Francisco. Career high- 6.

Howell- 4, May 14, 1988 vs. Philadelphia. Career high- 9, April 6, 1983 (with New York Yankees) at Seattle.

Leary- 12, Aug. 21, 1988 vs. Montreal.

Pena- 9, (3 times), last time, June 24, 1988 at Atlanta.

Tudor- 7, Aug. 22 vs. New York. Career high- 11, Sept. 29, 1982 (with Boston Red Sox) vs. Detroit.

Valenzuela- 15, May 23, 1984 at Philadelphia. 10 or more: 10-10, 11-10, 12-3, 13-1, 14-2, 15-1. Total- 27 times.

vs. NATIONAL LEAGUE

| | 1988 | | | | | | Career | | | | | |
|------------------------------------------------------|------|------|------|----|----|----|-------------------------------------------------------------------------------------------------------------------------------------------------------------------------------------------------------------------------------|------|------|----|----|----|
| | W-L | ERA | IP | ER | SO | SV | W-L | ERA | IP | ER | SO | SV |
| vs. West | | | | | | | | | | | | |
| Atlanta | 0-0 | 0.00 | 4.2 | 0 | 3 | 2 | 0-0 | 0.00 | 4.2 | 0 | 3 | 2 |
| Cincinnati | 0-1 | 6.43 | 7.0 | 5 | 4 | 2 | 0-1 | 6.43 | 7.0 | 5 | 4 | 2 |
| Houston | 0-0 | 0.00 | 3.2 | 0 | 6 | 3 | 0-0 | 0.00 | 3.2 | 0 | 6 | 3 |
| San Diego | 2-1 | 2.35 | 7.2 | 2 | 11 | 2 | 2-1 | 3.24 | 8.1 | 3 | 11 | 2 |
| San Francisco | 0-0 | 1.35 | 6.2 | 1 | 11 | 2 | 0-0 | 0.90 | 10.0 | 1 | 11 | 2 |
| West Total | 2-2 | 2.43 | 29.2 | 8 | 35 | 11 | 2-2 | 2.41 | 33.2 | 9 | 35 | 11 |
| vs. East | | | | | | | | | | | | |
| Chicago | 0-0 | 0.00 | 5.1 | 0 | 8 | 2 | 1-0 | 2.53 | 10.2 | 3 | 11 | 2 |
| Montreal | 1-1 | 2.70 | 3.1 | 1 | 3 | 1 | 1-1 | 1.93 | 9.1 | 2 | 6 | 1 |
| New York | 0-0 | 5.40 | 3.1 | 2 | 1 | 1 | 0-0 | 5.40 | 3.1 | 2 | 1 | 1 |
| Philadelphia | 2-0 | 0.00 | 12.1 | 0 | 16 | 3 | 3-0 | 2.04 | 17.2 | 4 | 19 | 3 |
| Pittsburgh | 0-0 | 4.15 | 8.2 | 4 | 6 | 2 | 0-0 | 4.00 | 9.0 | 4 | 6 | 2 |
| St. Louis | 0-0 | 0.00 | 2.1 | 0 | 1 | 1 | 0-0 | 13.5 | 3.1 | 5 | 2 | 1 |
| East Total | 3-1 | 1.78 | 35.1 | 7 | 35 | 10 | 5-1 | 3.38 | 53.1 | 20 | 45 | 10 |
| 1988 Totals | 5-3 | 2.08 | 65.0 | 15 | 70 | 21 | 7-3 | 3.20 | 90.0 | 32 | 81 | 21 |
| Home | 3-0 | 1.61 | 28.0 | 5 | 35 | 8 | HOWELL'S BEST Season W: 9 in 1984, 1985 ERA: 2.08 in 1988 SV: 29 in 1985 IP: 103.2 in 1984 SO: 109 in 1984 Win Strk: 8 in 1984 Game SO: 9, April 16, 1983 at Seattle (AL) | | | | | |
| Away | 2-3 | 2.43 | 37.0 | 10 | 35 | 13 | | | | | | |
| Day | 1-1 | 0.42 | 21.1 | 1 | 24 | 7 | | | | | | |
| Night | 4-2 | 2.89 | 43.2 | 14 | 46 | 14 | | | | | | |
| 1st Half | 2-2 | 2.57 | 28.0 | 8 | 27 | 8 | | | | | | |
| 2nd Half | 3-1 | 1.70 | 37.0 | 7 | 43 | 13 | | | | | | |
| In April | 1-0 | 0.00 | 5.2 | 0 | 6 | 2 | | | | | | |
| May | 1-1 | 4.05 | 13.1 | 6 | 12 | 1 | | | | | | |
| June | 0-1 | 2.00 | 9.0 | 2 | 9 | 5 | | | | | | |
| July | 0-0 | 1.42 | 12.2 | 2 | 14 | 5 | | | | | | |
| August | 2-1 | 2.65 | 17.0 | 5 | 18 | 4 | | | | | | |
| Sept.-Oct. | 1-0 | 0.00 | 7.1 | 0 | 11 | 4 | | | | | | |
| Howell is 0-0 vs. Los Angeles Dodgers in 3.0 innings | | | | | | | | | | | | |

LEAGUE CHAMPIONSHIP SERIES STATISTICS

| Year | Club, Opp. | W-L | ERA | G | GS | CG | SHO | SV | IP | H | R | ER | BB | SO |
|------|---------------|-----|-------|---|----|----|-----|----|-----|---|---|----|----|----|
| 1988 | L.A. vs. Mets | 0-1 | 27.00 | 2 | 0 | 0 | 0 | 0 | 0.2 | 1 | 2 | 2 | 2 | 1 |

WORLD SERIES STATISTICS

| Year | Club, Opp. | W-L | ERA | G | GS | CG | SHO | SV | IP | H | R | ER | BB | SO |
|------|---------------|-----|------|---|----|----|-----|----|-----|---|---|----|----|----|
| 1988 | L.A. vs. Oak. | 0-1 | 3.38 | 2 | 0 | 0 | 0 | 1 | 2.2 | 3 | 1 | 1 | 1 | 2 |

ALL-STAR GAME STATISTICS

| Year | Club, Site | W-L | ERA | G | GS | CG | SHO | SV | IP | H | R | ER | BB | SO |
|------------|------------|-----|------|---|----|----|-----|----|----------------|---|---|----|----|----|
| 1985 | AL, Minn. | | | | | | | | (did not play) | | | | | |
| 1987 | AL, Oak. | 0-1 | 9.00 | 1 | 0 | 0 | 0 | 0 | 2.0 | 3 | 2 | 2 | 0 | 3 |
| ASG Totals | | 0-1 | 9.00 | 1 | 0 | 0 | 0 | 0 | 2.0 | 3 | 2 | 2 | 0 | 3 |

LIFETIME NL WON-LOST STATISTICS

| W-L | Pct. | vs. Atl. | Chi. | Cin. | Hst. | Mtl. | N.Y. | Phil. | Pitt. | St.L. | S.D. | S.F. |
|-----|------|----------|------|------|------|------|------|-------|-------|-------|------|------|
| 7-3 | .700 | 0-0 | 0-0 | 0-1 | 0-0 | 1-1 | 0-0 | 2-0 | 2-0 | 0-0 | 2-1 | 0-0 |

MISCELLANEOUS STATISTICS

| Year | PITCHING TOTALS | | | | | HITTING TOTALS | | | | | | | |
|-----------|-----------------|----|----|----|----|----------------|----|---|---|----|----|----|-----|
| | IBB | HB | WP | BK | HR | Avg. | AB | R | H | 2B | 3B | HR | RBI |
| 1980 | 0 | 1 | 0 | 0 | 0 | .000 | 0 | 0 | 0 | 0 | 0 | 0 | 0 |
| 1981 | 2 | 2 | 0 | 0 | 3 | .000 | 2 | 0 | 0 | 0 | 0 | 0 | 0 |
| 1988 | 2 | 1 | 2 | 2 | 1 | .000 | 2 | 0 | 0 | 0 | 0 | 0 | 0 |
| ML Totals | 4 | 4 | 2 | 2 | 4 | .000 | 4 | 0 | 0 | 0 | 0 | 0 | 0 |

HOWELL'S CAREER TRANSACTIONS

Selected by Cincinnati in 12th round of free agent draft, June 5, 1973.

Selected by Cincinnati in 31st round of free agent draft, June 8, 1976.

Traded to Chicago Cubs for catcher Mike O'Berry, October 17, 1980.

Traded to the New York Yankees, August 19, 1982, completing deal in which Chicago Cubs acquired second baseman Pat Tabler from New York on waivers for two players to be named later, August 19, 1981; New York acquired pitcher Bill Caudill as partial completion deal, April 1 1982.

Traded with outfielder Stan Javier and pitchers Jose Rijo, Eric Plunk and Tim Birtsas to Oakland A's for outfielder Rickey Henderson, pitcher Bert Bradley and cash, December 5, 1984.

Traded to Los Angeles along with Alfredo Griffin and Jesse Orosco in a 3-way deal that sent Bo Welch, Matt Young to Oakland, Jack Savage, Kevin Tapani, Walter Whitehurst to New York Mets; December 11, 1987.

HOWELL'S GAME HIGHS**Hitting**

Most Hits: None.

Most RBI: None.

Most Home Runs: None.

**CHRIS JONES**

Right-handed pitcher 47

Birth date: December 17, 1963

Birthplace: Moundsville, WV

Bats: Right **Throws:** Right

Height: 6-1 **Weight:** 195

M.L. Service: None

How Obtained: Dodgers' #1 selection in the December, 1988 Major League Winter Draft

1988 Notes: Selected by the Dodgers off the Syracuse roster (Toronto Blue Jays) in the winter draft . . . Was 6-9 for Knoxville in the Southern League . . . Was third on the Knoxville staff in strikeouts (119), innings pitched (135) and starts (22) . . . Played winter ball for Obregon.

Minor League Notes: 1987 - Finished 9th in Florida State League in ERA (2.63), opponents hit just .217, third best among starting pitchers . . . was fifth in fewest baserunners allowed per nine innings (10.4) . . . Paced Dunedin staff with three complete games and participated in three combined shutouts . . . Posted 5-1

record and 2.05 ERA in seven starts in July. 1986 - Began season at Florence before moving to St. Catharines where he tied for league lead in starts (18) and finished 3rd in strikeouts (103) . . . Participated in three combined shutouts.

Personal: Graduated from John Marshall High School in 1982 where he participated in baseball, football and gymnastics . . . Was All-State his last two years and had a 30-3 record on the mound . . . Attended Ohio State University where he played baseball and made All-Big Ten second team . . . Wife's name is Gina.

LAST PITCHER TO STEAL HOME

Don Newcombe of the Dodgers was the last major league pitcher to steal home. Newcombe pulled it off in the ninth inning on May 26, 1955 against the Pittsburgh Pirates.

Christopher Neil Jones

| Year | Club | W-L | ERA | G | GS | CG | SHO | SV | IP | H | R | ER | BB | SO |
|------|----------------|------|------|----|----|----|-----|----|-------|-----|----|----|----|-----|
| 1985 | Medicine Hat | 0-6 | 5.56 | 11 | 10 | 1 | 0 | 0 | 34.0 | 31 | 23 | 21 | 18 | 23 |
| 1986 | Florence | 1-7 | 4.28 | 14 | 14 | 0 | 0 | 0 | 61.0 | 54 | 42 | 29 | 54 | 53 |
| | St. Catharines | 7-4 | 2.58 | 18 | 18 | 0 | 0 | 0 | 101.0 | 81 | 36 | 29 | 46 | 103 |
| 1987 | Dunedin | 11-6 | 2.63 | 27 | 25 | 3 | 0 | 0 | 157.0 | 119 | 48 | 46 | 57 | 95 |
| 1988 | Knoxville | 6-9 | 4.28 | 35 | 22 | 1 | 0 | 1 | 135.0 | 133 | 74 | 64 | 61 | 119 |

JONES' CAREER TRANSACTIONS

Selected by the Toronto Blue Jays in 4th round of free agent draft, June 1985.

Selected by the Los Angeles Dodgers in 1st round of Major League Winter Draft, 1988.



TIM LEARY

Right-handed pitcher 54

Birth date: December 23, 1958

Birthplace: Santa Monica, CA

Bats: Right Throws: Right

Height: 6-3 Weight: 190

M.L. Service: 4 years and 84 days

How Obtained: Traded to Dodgers from Milwaukee with pitcher Tim Crews for first baseman Greg Brock on December 10, 1986

1988 Notes: Had his finest season as a major league pitcher, posting a 17-11 record in 35 games... Was named UPIN.L. Comeback Player of the Year... Also was named The Sporting News N.L. Comeback Player of the Year and N.L. Silver Slugger... Had career highs in starts (34), ERA (2.91), complete games (9), shutouts (6), innings (228.2) and strikeouts (180)... Finished 6th in the N.L. with 17 wins, 6th with 180 strikeouts, 5th in the N.L. with nine complete games and 2nd among N.L. pitchers with six shutouts... Started four games in April and posted a 2-1 record with a 2.52 ERA... Struck out 11 Padres on April 18, picking up his second win of the year... Struggled through the first part of May, but went 2-1 in his last three games... From July 2 to Aug. 2, Leary was 5-2 with a 0.51 ERA (55.2 IP, 5 ER, 11 BB, 40 SO)... Was voted the National League Player of the Week from July 18-24 when he went 2-0 with a 1.00 ERA, two complete games, one shutout, two walks and 13 strikeouts... For the month of July he was 4-2 with a 0.96 ERA, four complete games and 37 strikeouts... Pitched three straight complete games over St. Louis

(July 18), Pittsburgh (July 23) and San Francisco (July 27) to close the month of July... Threw a complete game on Aug. 2 vs. Cincinnati, giving him four straight and improving his record to 11-7 with a 2.24 ERA... Would go on to record a 5-1 record for Aug., winning his last four decisions of the month and improving to 15-8 with a 2.44 ERA... Struck out a career-high 12 batters on Aug. 21 vs. Montreal... Had four 10 or more strikeout games on the year... Won his 17th game on Sept. 12 vs. Atlanta, winning 4-3 in L.A... Was 0-2 in his last four starts... Had one relief appearance on May 3 vs. Pittsburgh and retired all eight batters he faced... Opponents batted .234... Pitched a one-hitter on May 25 at Philadelphia, one of 11 thrown by N.L. pitchers... Allowed two runs or fewer in 20 of 34 starts... In his 17 wins, he compiled a 1.68 ERA... Strikeout-to-walk ratio was better than 3 to 1... Allowed just 11 home runs in 177 innings... Gave up four homers in one game to the Mets on Sept. 2 in New York... Had game-winning pinch-hit single vs. the Giants and Joe Price in the 11th inning on Aug. 13 giving the Dodgers a 2-1 win... Overall, he

hit .269 to lead the Dodger pitching staff . . . Had nine RBI, three game-winners . . . Was 0-1 in two games in the NLCS and was effective in his two appearances in the World Series, allowing just one run in 6.2 innings with four strikeouts, all in relief . . . Defeated every team in the N.L. except the Mets (0-2 vs. N.Y.) . . . 10 of his 17 wins were in the second half . . . Had 13 sacrifice bunts, ranking 5th in the N.L.

M.L. Career: 1987-First season with the Dodgers and was 3-11 overall . . . Was 2-8 with a 5.04 ERA in 12 starts and was 1-3 with one save and a 4.36 ERA in 27 relief outings . . . First win as a Dodger came in his second start, defeating Atlanta 5-3 on June 9 in Atlanta . . . Best outing was on Aug. 12 vs. Cincinnati, pitching 7.1 innings and allowed just five hits in a 1-0 win . . . Posted a 9-0 winter league record for Tijuana establishing a new record for most wins . . . Had a 1.24 ERA.

1986-Last season with the Brewers and was 12-12 with a 4.21 ERA in 33 games, 30 as a starter . . . Won six of his last eight decisions and was 6-3 with a 3.14 ERA after the All-Star Game . . . Longest winning streak was three games . . . Had no record and a 0.90 ERA in three relief appearances . . . Allowed 20 home runs.

1985-Joined the Brewers on Sept. 11 from Vancouver . . . Defeated Boston 6-3 in his A.L. debut at Fenway Park in Boston . . . Lost his next four decisions as the Brewers scored just four runs . . . Was 1-4 on the season with a 4.05 ERA.

1984-Was 3-3 with the Mets and posted a 4.02 ERA in 20 games . . . Started seven games.

1983-Recovered from a year off due to arm problems, and in his rookie season with the Mets, he went 1-1 in two starts . . . Pitched 10.2 innings . . . First major league win was on Oct. 2 vs. Montreal, winning 5-4 in a complete game victory.

1982-Did not pitch the entire year after irritating a nerve in his right shoulder.

1981-Made the big leagues after one season in the minors, but strained a muscle in his right elbow in his major league debut at Chicago and was sidelined until Aug. 1 . . . Finished the season at Tidewater.

Minor League Notes: 1985-Pitched 177.2 innings for Vancouver and the Milwaukee organization and was 10-7 with 136 strikeouts . . . Had a 4.00 ERA. 1984-Was 4-4 with Tidewater and a 4.05 ERA . . . Started the season with the Mets . . . Appeared in 10 games for Tidewater, all as a starter and worked 53 innings. 1983-Was a disappointing 8-16 with a 4.38 ERA for Tidewater . . . Worked 160.1 innings in 27 starts with eight complete games and one shutout. 1982-Did not pitch due to an irritated nerve in his right shoulder . . . It sidelined him for the season. 1981-First season with Tidewater and was 1-3 while battling shoulder problems . . . Started the season with the Mets. 1980-First year with the Mets organization and was 15-8 with a 2.76 ERA in 26 starts . . . Led the Texas League with six shutouts and completed 11 games . . . Was named the Texas League MVP . . . Pitched 173 innings and struck out 138.

Personal: Graduated from Santa Monica High School in 1976 where he earned all-league and all-star honors in baseball . . . Attended UCLA where he lettered three years on the Bruin baseball team . . . Was an All-Pac 10 performer while leading the Bruins to the conference title . . . Was All-District Eight, All-America and was the RHP All-America on The Sporting News Baseball team . . . Also earned Academic All-America honors . . . Likes all sports . . . Was married on Oct. 18, 1986 . . . Wife's name is Catherine . . . They have one daughter, Anne-Sophie (11-17-87) . . . They are expecting their second child in July.

Timothy James Leary

| Year | Club | W-L | ERA | G | GS | CG | SHO | SV | IP | H | R | ER | BB | SO |
|----------------------------------------------------------|---------------|-------|------|-----|----|----|-----|----|-----------------|-----|-----|-----|-----|-----|
| 1979 | Jackson | | | | | | | | (did not pitch) | | | | | |
| 1980 | Jackson | 15-8 | 2.76 | 26 | 26 | 11 | 6 | 0 | 173.0 | 150 | 67 | 53 | 62 | 138 |
| 1981 | New York (NL) | 0-0 | 0.00 | 1 | 1 | 0 | 0 | 0 | 2.0 | 0 | 0 | 0 | 1 | 3 |
| | Tidewater | 1-3 | 3.71 | 6 | 6 | 1 | 0 | 0 | 34.0 | 27 | 16 | 14 | 27 | 15 |
| 1982 | Tidewater | | | | | | | | (did not pitch) | | | | | |
| 1983 | Tidewater | 8-16 | 4.38 | 27 | 27 | 8 | 1 | 0 | 160.1 | 170 | 100 | 78 | 73 | 106 |
| | New York (NL) | 1-1 | 3.38 | 2 | 2 | 1 | 0 | 0 | 10.2 | 15 | 10 | 4 | 4 | 9 |
| 1984 | New York (NL) | 3-3 | 4.02 | 20 | 7 | 0 | 0 | 0 | 53.2 | 61 | 28 | 24 | 18 | 29 |
| | Tidewater | 4-4 | 4.05 | 10 | 10 | 0 | 0 | 0 | 53.0 | 47 | 26 | 24 | 47 | 27 |
| 1985 | Vancouver | 10-7 | 4.00 | 27 | 27 | 3 | 1 | 0 | 177.2 | 174 | 85 | 79 | 57 | 136 |
| | Milwaukee | 1-4 | 4.05 | 5 | 5 | 0 | 0 | 0 | 33.1 | 40 | 18 | 15 | 8 | 29 |
| 1986 | Milwaukee | 12-12 | 4.21 | 33 | 30 | 3 | 2 | 0 | 188.1 | 216 | 97 | 88 | 53 | 110 |
| 1987 | Los Angeles | 3-11 | 4.76 | 39 | 12 | 0 | 0 | 1 | 107.2 | 121 | 62 | 57 | 36 | 61 |
| 1988 | Los Angeles | 17-11 | 2.91 | 35 | 34 | 9 | 6 | 0 | 228.2 | 201 | 87 | 74 | 56 | 180 |
| NL Totals-5 years | | 24-26 | 3.95 | 97 | 56 | 10 | 6 | 1 | 402.2 | 398 | 187 | 159 | 115 | 282 |
| AL Totals-2 years | | 13-16 | 4.18 | 38 | 35 | 3 | 2 | 0 | 221.2 | 256 | 115 | 103 | 61 | 139 |
| ML Totals-7 years | | 37-42 | 4.03 | 135 | 91 | 13 | 8 | 1 | 624.1 | 654 | 302 | 262 | 176 | 421 |
| GW-RBI: 1981-0, 1983-0, 1984-0, 1987-1, 1988-3. Total-4. | | | | | | | | | | | | | | |

vs. NATIONAL LEAGUE

| | 1988 | | | | | | Career | | | | | | |
|---------------------------------------------------------------|-------|------|-------|----|-----|----|-------------------------------------------------------------------------------------------------------------------------------------------------------------------------------------------------------------------------------------------------------------------|------|-------|-----|-----|----|--|
| | W-L | ERA | IP | ER | SO | SV | W-L | ERA | IP | ER | SO | SV | |
| vs. West | | | | | | | | | | | | | |
| Atlanta | 3-0 | 3.72 | 19.1 | 8 | 14 | 0 | 5-0 | 2.68 | 37.0 | 11 | 19 | 0 | |
| Cincinnati | 2-0 | 3.04 | 26.2 | 9 | 15 | 0 | 3-2 | 4.16 | 54.0 | 25 | 26 | 0 | |
| Houston | 1-1 | 2.57 | 14.0 | 4 | 10 | 0 | 2-3 | 3.81 | 30.2 | 13 | 21 | 0 | |
| San Diego | 1-2 | 4.25 | 36.0 | 17 | 33 | 0 | 1-2 | 4.72 | 40.0 | 21 | 35 | 0 | |
| San Francisco | 1-2 | 2.01 | 22.1 | 5 | 19 | 0 | 2-4 | 3.79 | 40.1 | 17 | 35 | 1 | |
| West Total | 8-5 | 3.27 | 118.1 | 43 | 91 | 0 | 13-11 | 3.88 | 202.0 | 87 | 136 | 1 | |
| vs. East | | | | | | | | | | | | | |
| Chicago | 2-1 | 1.23 | 22.0 | 3 | 14 | 0 | 2-5 | 3.92 | 43.2 | 19 | 30 | 0 | |
| Montreal | 2-0 | 0.00 | 18.0 | 0 | 22 | 0 | 3-1 | 1.57 | 34.1 | 6 | 36 | 0 | |
| New York | 0-2 | 6.75 | 12.0 | 9 | 13 | 0 | 0-2 | 5.65 | 14.1 | 9 | 14 | 0 | |
| Philadelphia | 3-1 | 3.00 | 27.0 | 9 | 18 | 0 | 3-3 | 2.93 | 58.1 | 19 | 34 | 0 | |
| Pittsburgh | 1-1 | 1.84 | 14.2 | 3 | 12 | 0 | 1-2 | 4.02 | 15.2 | 7 | 15 | 0 | |
| St. Louis | 1-1 | 3.78 | 16.2 | 7 | 10 | 0 | 1-2 | 3.48 | 31.0 | 12 | 17 | 0 | |
| East Total | 9-6 | 2.53 | 110.1 | 31 | 89 | 0 | 10-15 | 3.28 | 197.1 | 72 | 146 | 0 | |
| 1988 Totals | 17-11 | 2.91 | 228.2 | 74 | 180 | 0 | 24-26* | 3.95 | 402.2 | 159 | 282 | 1 | |
| Home | 11-6 | 2.66 | 125.1 | 37 | 101 | 0 | LEARY'S BEST Season W: 17 in 1988 ERA: 2.91 in 1988 SV: 1 in 1987 IP: 228.2 in 1988 SO: 180 in 1988 Win Strk: 4 in 1988 Game Low Hit: 1, May 25, 1988 at Philadelphia SO: 12, August 21, 1988 vs. Montreal | | | | | | |
| Away | 6-5 | 3.22 | 103.1 | 37 | 79 | 0 | | | | | | | |
| Day | 3-4 | 4.17 | 45.1 | 21 | 37 | 0 | | | | | | | |
| Night | 14-7 | 2.60 | 183.1 | 53 | 143 | 0 | | | | | | | |
| 1st Half | 7-5 | 2.88 | 106.1 | 34 | 86 | 0 | | | | | | | |
| 2nd Half | 10-6 | 2.94 | 122.1 | 40 | 94 | 0 | | | | | | | |
| In April | 2-1 | 2.52 | 25.0 | 7 | 22 | 0 | | | | | | | |
| May | 2-3 | 2.75 | 39.1 | 12 | 34 | 0 | | | | | | | |
| June | 2-1 | 3.82 | 33.0 | 14 | 24 | 0 | | | | | | | |
| July | 4-2 | 0.96 | 46.2 | 5 | 37 | 0 | | | | | | | |
| August | 5-1 | 2.64 | 44.1 | 13 | 30 | 0 | | | | | | | |
| Sept.-Oct. | 2-3 | 5.13 | 40.1 | 23 | 33 | 0 | | | | | | | |
| Season | 17-11 | 2.91 | 228.2 | 74 | 180 | 0 | | | | | | | |
| *Leary is 1-0 vs. Los Angeles Dodgers and pitched 3.1 innings | | | | | | | | | | | | | |

LEAGUE CHAMPIONSHIP SERIES STATISTICS

| Year | Club, Opp. | W-L | ERA | G | GS | CG | SHO | SV | IP | H | R | ER | BB | SO |
|------|---------------|-----|------|---|----|----|-----|----|-----|---|---|----|----|----|
| 1988 | L.A. vs. Mets | 0-1 | 6.23 | 2 | 1 | 0 | 0 | 0 | 4.1 | 8 | 4 | 3 | 3 | 3 |

WORLD SERIES STATISTICS

| Year | Club, Opp. | W-L | ERA | G | GS | CG | SHO | SV | IP | H | R | ER | BB | SO |
|------|---------------|-----|------|---|----|----|-----|----|-----|---|---|----|----|----|
| 1988 | L.A. vs. Oak. | 0-0 | 1.35 | 2 | 0 | 0 | 0 | 0 | 6.2 | 6 | 1 | 1 | 2 | 4 |

LIFETIME NL WON-LOST STATISTICS

| W-L | Pct. | vs. Atl. | Chi. | Cin. | Hst. | Mtl. | N.Y. | Phil. | Pitt. | St.L. | S.D. | S.F. |
|-------|------|----------|------|------|------|------|------|-------|-------|-------|------|------|
| 24-26 | .480 | 5-0 | 2-5 | 3-2 | 2-3 | 3-1 | 0-2 | 3-3 | 1-2 | 1-2 | 1-2 | 2-4 |

(Leary is 1-0 vs. L.A.)

MISCELLANEOUS STATISTICS

| Year | PITCHING TOTALS | | | | | HITTING TOTALS | | | | | | | |
|-----------|-----------------|----|----|----|----|----------------|-----|---|----|----|----|----|-----|
| | IBB | HB | WP | BK | HR | Avg. | AB | R | H | 2B | 3B | HR | RBI |
| 1981 | 0 | 0 | 1 | 0 | 0 | .000 | 1 | 0 | 0 | 0 | 0 | 0 | 0 |
| 1983 | 0 | 0 | 0 | 1 | 0 | .333 | 3 | 0 | 1 | 0 | 0 | 0 | 0 |
| 1984 | 3 | 2 | 2 | 3 | 2 | .300 | 10 | 2 | 3 | 0 | 0 | 1 | 1 |
| 1985 | 0 | 1 | 1 | 0 | 5 | .000 | 0 | 0 | 0 | 0 | 0 | 0 | 0 |
| 1986 | 4 | 7 | 7 | 0 | 20 | .000 | 0 | 0 | 0 | 0 | 0 | 0 | 0 |
| 1987 | 5 | 2 | 3 | 1 | 15 | .304 | 23 | 1 | 7 | 1 | 0 | 0 | 5 |
| 1988 | 4 | 6 | 9 | 6 | 13 | .269 | 67 | 4 | 18 | 3 | 0 | 0 | 9 |
| ML Totals | 16 | 18 | 23 | 11 | 55 | .278 | 104 | 7 | 29 | 4 | 0 | 1 | 15 |

LEARY'S CAREER TRANSACTIONS

Selected by the New York Mets in 1st round of free agent draft, June 5, 1979; signed on July 19, 1979 by Roger Jongewaard.

Traded to Milwaukee on January 18, 1985 as part of a six-player, four-team deal in which Kansas City acquired Jim Sundberg (catcher) from Milwaukee, Texas acquired Don Slaught (catcher) from Kansas City, New York Mets acquired Frank Willis (pitcher) from Kansas City, and Milwaukee acquired Danny Darwin (pitcher) and a player to be named later from Texas. Milwaukee acquired Bill Hance (catcher) from Texas on January 30, 1985 to complete the deal.

Traded to Los Angeles on December 10, 1986 with Tim Crews (pitcher) for Greg Brock (first baseman).

LEARY'S GAME HIGHS

Hitting

Most Hits: 2, last time, August 7, 1988 at Houston.

Most RBI: 3, May 3, 1988 at Pittsburgh.

Most Home Runs: 1, April 20, 1984 at Philadelphia with New York Mets (vs. Steve Carlton).



MIKE MARSHALL

Outfielder 5

Birth date: January 12, 1960

Birthplace: Libertyville, Ill

Bats: Right **Throws:** Right

Height: 6-5 **Weight:** 215

M.L. Service: 6 years and 129 days

How Obtained: Dodgers' 6th round selection in June, 1978 Free Agent Draft

1988 Notes: Played in a career high 144 games and batted .277 overall. . . Also set career highs in at-bats (542) and tied career highs in doubles (27), triples (2) and stolen bases (4). . . Totalled 150 hits, second most in his career and also contributed 82 RBI, also second most in career. . . Had 20 home runs, the third time he's hit 20 or more in a season. . . His 82 RBI was a team high and 10th in the N.L. . . Also had 12 GWRBI,

tying for team high honors with John Shelby. . . Started the season at first base and batted .269 in April with 11 RBI. . . Hit safely in seven of nine games and was hitting .306 in mid-April. . . Started the month of May as the Dodgers' starting first baseman and hit .224 for the month. . . Had a season high 12-game hitting streak in May (May 3-17). . . Hit his 6th career grand slam on April 23 vs. Don Robinson of the Giants, tying

a Dodger record for most grand slams in a career. . . Had a season high five RBI vs. the Pirates on May 3, hitting two home runs in the game. . . The five RBI was a season high. . . It was his 9th two-homer game in his career. . . Became the Dodgers starting right fielder on June 7 after starting 50 games at first base. . . Batted .327 in June hitting safely in 22 of 27 games and raising his average to .273. . . Had a season high four hits vs. Houston on June 8 and had three or more hits, four times in May. . . Overall he had 42 multiple-hit games and had 14 games with three or more hits. . . Had 18 two or more RBI games in 1988. . . Hit five home runs and 16 RBI in July and batted .234. . . Hit safely in 18 of 24 games in Aug. and batted .368 for the month with 15 RBI and four home runs. . . During one seven-game stretch in August (Aug. 5-12), he had 16 hits in 28 at-bats (.571) with three homers and six RBI. . . Had his first stolen base on Aug. 11 at Cincinnati and had four on the year. . . Sept. and Oct. were off months, hitting two home runs with seven RBI and batting .236. . . Was a consistent RBI man for the Dodgers, totalling 15 or more RBI in four of six months. . . Batted .309 with men in scoring position. . . Started 88 games in right field. . . Batted .301 vs. right-handers and hit .316 on artificial turf. . . Hit .273 in the first 81 games. . . Totalled five RBI in the NLCS, (second to Gibson) and batted .233 (7-for-30) with a double and triple. . . Batted .231 in the World Series and hit a three-run homer in Game 2 in the Dodgers' 6-0 win.

M.L. Career: 1987 - Had the third largest batting average increase in the N.L., raising his average 61 points from a .233 mark in 1986 to a career high .294 in 1987. . . Injuries limited him to 104 games. . . Still produced 16 home runs (3rd on squad) and totalled 72 RBI which was second best on team. . . Had a pair of two-homer games, first on April 19 at San Diego and June 7 at Cincinnati. . . Was first sidelined May 6-29 due to bad back and a wart on his left index finger. . . Had surgery to remove wart and free up the nerve which was causing pain. . . Injured his left wrist on Aug. 9 and wrist was

placed in a plaster splint and was disabled until Sept. 5. . . Rallied and played in 25 of final 28 games. . . He hit his 100th career home run on July 17 vs. Pittsburgh off Rick Reuschel.

1986 - As June rolled around, Marshall was leading the league in homers (17), second in RBI (45) and was batting .278 overall. . . But was placed on the DL July 20 with a mechanical back strain and just managed a .112 (10-for-89) average the rest of the way. . . Last at-bat came on Aug. 25 vs. the Phillies. . . He did, however, produce his longest hitting streak in his career, 16 games from May 11-30.

1985 - Posted some career high numbers in 1985, totalling 72 runs, 152 hits, 28 home runs and 95 RBI. . . Batted .293, second best in his career. . . Missed 27 games with injuries and surgery for an appendectomy. . . His 95 RBI was 8th best in the N.L. and his 28 homers were 7th best in the league. . . His 39 RBI in Sept.-Oct. were the second most in a single month in L.A. Dodger history, trailing Frank Howard's 41 (Aug.-1962) by only two. . . Had two grand slams, the first on July 26 vs. Warren Brusstar of the Cubs and Aug. 21 vs. Jerry Koosman of the Phillies.

1984 - Batted .257 in 134 games with 21 home runs and 65 RBI. . . Had a career high six RBI on April 22 vs. the Padres, going 5-for-6 with two homers and a double. . . Went on 21-day DL on May 12 after undergoing surgery to have a nerve removed from between the third and fourth toes of his left foot. . . Hit grand slam home run off the Giants' Scott Garrelts on June 13. . . Was selected to the N.L. All-Star squad, but did not play. . . Led the Dodgers with 21 home runs and 10 GWRBI.

1983 - Had the second best average on the Dodger squad, batting .284 with 17 home runs and 65 RBI, 11 game winners. . . Had his first career grand slam on Sept. 7 vs. Cincinnati. . . Had a 14-game hitting streak, tying Steve Sax for the season high. . . Became the starting right fielder when Pedro Guerrero was moved to third.

1982 - Started the year with Albuquerque, but was called up on June 25 and batted .242 in 49

games. . . Hit his first major league home run on June 29 vs. San Diego off John Montefusco. . . He earned the Jim and Dearie Mulvey Award as top rookie at Dodgertown, batting .355 with three homers and seven RBI in 16 games. **1981** - Started the season with the Dukes. . . Made his major league debut on Sept. 7 vs. the Giants and collected his first hit in his first at-bat, a double off Ed Whitson. . . After the game, Jack Clark would admit the ball landed in the Pavilion and bounced back. . . He replaced Ron Cey in the Division Series after Cey fractured his left forearm. . . Batted .200 overall in 14 games.

Minor League Notes: - **1982** - Batted .388 in Albuquerque in 66 games. . . Totalled 14 home runs and 58 RBI. . . Had a total of 99 hits, 35 for extra bases. **1981** - Captured the triple crown for Albuquerque, hitting .373 with 34 homers and 137 RBI and was named Topps Minor League Player of the Year as well as the National Association and Sporting News top player. **1980** - Played

at San Antonio and hit .321 with 82 RBI and 16 home runs. . . Finished 11th in the Texas League batting race. **1979** - Was named co-MVP as he led the league in hitting (.354), hits (186), total bases (301) and doubles (37). . . Also had 101 runs, 24 homers and 116 RBI. . . Named California League Rookie of the Year at Lodi. **1978** - Started for Lethbridge and batted .324 in 65 games. . . In his first two professional at-bats he hit home runs. . . Totalled 12 home runs and 70 RBI before heading to Arizona where he hit .320 in 31 games.

Personal: Was a 10-letter man in three sports at Buffalo Grove High School in Illinois. . . Before graduating, he earned All-Illinois first team honors as a pitcher and first baseman. . . Was a second team High School All-America his senior year as he hit .534 with nine homers and 21 RBI in 19 games. . . Signed by Glen Van Proyen. . . Was married on January 17, 1987. . . He and his wife Mary have one son, Michael Jr. (8-26-88). . . Likes to play golf and basketball.

Michael Allen Marshall

| Year | Club | Avg. | G | AB | R | H | 2B | 3B | HR | RBI | BB | SO | SB |
|-------------------|-------------|------|-----|------|-----|-----|-----|----|-----|-----|-----|-----|----|
| 1978 | Lethbridge | .324 | 65 | 256 | 48 | 83 | 15 | 2 | 12 | 70 | 32 | 62 | 2 |
| 1979 | Lodi | .354 | 137 | 525 | 101 | 186 | 37 | 3 | 24 | 116 | 71 | 86 | 22 |
| 1980 | San Antonio | .321 | 134 | 470 | 95 | 151 | 21 | 6 | 16 | 82 | 86 | 97 | 6 |
| 1981 | Albuquerque | .373 | 128 | 467 | 114 | 174 | 25 | 7 | 34 | 137 | 57 | 80 | 21 |
| | Los Angeles | .200 | 14 | 25 | 2 | 5 | 3 | 0 | 0 | 1 | 1 | 4 | 0 |
| 1982 | Albuquerque | .388 | 66 | 255 | 74 | 99 | 20 | 1 | 14 | 58 | 46 | 58 | 11 |
| | Los Angeles | .242 | 49 | 95 | 10 | 23 | 3 | 0 | 5 | 9 | 13 | 23 | 2 |
| 1983 | Los Angeles | .284 | 140 | 465 | 47 | 132 | 17 | 1 | 17 | 65 | 43 | 127 | 7 |
| 1984 | Los Angeles | .257 | 134 | 495 | 68 | 127 | 27 | 0 | 21 | 65 | 40 | 93 | 4 |
| 1985 | Los Angeles | .293 | 135 | 518 | 72 | 152 | 27 | 2 | 28 | 95 | 37 | 137 | 3 |
| 1986 | Los Angeles | .233 | 103 | 330 | 47 | 77 | 11 | 0 | 19 | 53 | 27 | 90 | 4 |
| 1987 | Los Angeles | .294 | 104 | 402 | 45 | 118 | 19 | 0 | 16 | 72 | 18 | 79 | 0 |
| 1988 | Los Angeles | .277 | 144 | 542 | 63 | 150 | 27 | 2 | 20 | 82 | 24 | 93 | 4 |
| ML Totals-8 years | | .273 | 823 | 2872 | 354 | 784 | 134 | 5 | 126 | 442 | 203 | 646 | 24 |

GW-RBI: 1981-0, 1982-3, 1983-11, 1984-10, 1985-12, 1986-9, 1987-8, 1988-12. Total-65.

DODGER CAPTAINS

The Dodgers have had five captains in history. The first captain was Pee Wee Reese (1949-58) appointed by Branch Rickey. Duke Snider (1962) was named the second captain by Walter Alston. Maury Wills was next in line (1963-66) and was named by Alston. Alston selected Willie Davis (1973) as the fourth captain. Davey Lopes served as the fifth captain as named by Tommy Lasorda in 1978 and 1979.

vs. NATIONAL LEAGUE

| | 1988 | | | | | Career | | | | |
|---------------------|-----------------|-----|-----|----|-----|-----------------------------------------------------------------------------------------------------------------------------------------------------------------------------------------------------------------------------------------------------------------------------------------------------------------|------|-----|-----|-----|
| | Avg. | AB | H | HR | RBI | Avg. | AB | H | HR | RBI |
| vs. West | | | | | | | | | | |
| Atlanta | .295 | 61 | 18 | 1 | 9 | .292 | 367 | 107 | 16 | 69 |
| Cincinnati | .273 | 66 | 18 | 2 | 9 | .301 | 335 | 101 | 21 | 57 |
| Houston | .355 | 62 | 22 | 3 | 8 | .283 | 303 | 86 | 10 | 35 |
| San Diego | .321 | 53 | 17 | 2 | 10 | .305 | 357 | 109 | 17 | 51 |
| San Francisco | .182 | 55 | 10 | 1 | 9 | .229 | 314 | 72 | 10 | 42 |
| West Total | .286 | 297 | 85 | 9 | 45 | .283 | 1676 | 475 | 74 | 254 |
| Chicago | .226 | 53 | 12 | 1 | 6 | .284 | 225 | 64 | 12 | 41 |
| Montreal | .250 | 36 | 9 | 2 | 5 | .261 | 161 | 42 | 7 | 24 |
| New York | .192 | 26 | 5 | 0 | 4 | .255 | 196 | 50 | 6 | 27 |
| Philadelphia | .231 | 39 | 9 | 1 | 3 | .238 | 193 | 46 | 9 | 27 |
| Pittsburgh | .286 | 49 | 14 | 3 | 8 | .246 | 191 | 47 | 9 | 23 |
| St. Louis | .381 | 42 | 16 | 4 | 11 | .261 | 230 | 60 | 9 | 46 |
| East Total | .265 | 245 | 65 | 11 | 37 | .258 | 1196 | 309 | 52 | 188 |
| 1988 Totals | .277 | 542 | 150 | 20 | 82 | .273 | 2872 | 784 | 126 | 442 |
| Home | .261 | 264 | 69 | 9 | 34 | MARSHALL'S BEST Season Avg.: .294 in 1981 Hits: 152 in 1985 HR: 28 in 1985 RBI: 95 in 1985 Game Most Hits: 5, April 22, 1984 vs. San Diego Most RBI: 6, April 22, 1984 vs. San Diego Most HR: 2 (9 times) last time, May 3, 1988 vs. Pittsburgh | | | | |
| Away | .291 | 278 | 81 | 11 | 48 | | | | | |
| Day | .263 | 156 | 41 | 4 | 22 | | | | | |
| Night | .282 | 386 | 109 | 16 | 60 | | | | | |
| 1st Half | .273 | 311 | 85 | 10 | 47 | | | | | |
| 2nd Half | .281 | 231 | 65 | 10 | 35 | | | | | |
| vs. RHP | .301 | 356 | 107 | 16 | 63 | | | | | |
| vs. LHP | .231 | 186 | 43 | 4 | 19 | | | | | |
| Pinch-Hit | .000 | 4 | 0 | 0 | 1 | | | | | |
| In April | .269 | 78 | 21 | 1 | 11 | | | | | |
| May | .224 | 107 | 24 | 5 | 16 | | | | | |
| June | .327 | 104 | 34 | 3 | 17 | | | | | |
| July | .234 | 111 | 26 | 5 | 16 | | | | | |
| August | .368 | 87 | 32 | 4 | 15 | | | | | |
| Sept.-Oct. | .236 | 55 | 13 | 2 | 7 | | | | | |
| Longest Streak 1988 | 12 games | | | | | | | | | |
| Career | 16 games (1986) | | | | | | | | | |

DIVISION SERIES STATISTICS

| Year | Club, Opp. | Avg. | G | AB | R | H | 2B | 3B | HR | RBI | BB | SO | SB |
|------|---------------|------|---|----|---|---|----|----|----|-----|----|----|----|
| 1981 | L.A. vs. Hst. | .000 | 1 | 1 | 0 | 0 | 0 | 0 | 0 | 0 | 0 | 1 | 0 |

LEAGUE CHAMPIONSHIP SERIES STATISTICS

| Year | Club, Opp. | Avg. | G | AB | R | H | 2B | 3B | HR | RBI | BB | SO | SB |
|------------|-----------------|------|----|----|---|----|----|----|----|-----|----|----|----|
| 1983 | L.A. vs. Phil. | .133 | 4 | 15 | 1 | 2 | 1 | 0 | 1 | 2 | 1 | 6 | 0 |
| 1985 | L.A. vs. St. L. | .217 | 6 | 23 | 1 | 5 | 2 | 0 | 1 | 3 | 1 | 3 | 0 |
| 1988 | L.A. vs. Mets | .233 | 7 | 30 | 3 | 7 | 1 | 1 | 0 | 5 | 2 | 9 | 0 |
| LCS Totals | | .206 | 17 | 68 | 5 | 14 | 4 | 1 | 2 | 10 | 4 | 18 | 0 |

WORLD SERIES STATISTICS

| Year | Club, Opp. | Avg. | G | AB | R | H | 2B | 3B | HR | RBI | BB | SO | SB |
|------|---------------|------|---|----|---|---|----|----|----|-----|----|----|----|
| 1988 | L.A. vs. Oak. | .231 | 5 | 13 | 2 | 3 | 0 | 1 | 1 | 3 | 0 | 5 | 0 |

ALL-STAR GAME STATISTICS

| Year | Club, Site | Avg. | G | AB | R | H | 2B | 3B | HR | RBI | BB | SO | SB |
|------|------------|------|----------------|----|---|---|----|----|----|-----|----|----|----|
| 1984 | NL, S.F. | | (did not play) | | | | | | | | | | |

ADDITIONAL BATTING STATISTICS

| Year | IBB | HP | SF | SH | CS | TB | Year | IBB | HP | SF | SH | CS | TB |
|-----------|-----|----|----|----|----|-----|------|-----|----|----|----|------|-----|
| 1981 | 0 | 1 | 0 | 0 | 0 | 8 | 1985 | 6 | 3 | 4 | 2 | 10 | 267 |
| 1982 | 1 | 1 | 1 | 0 | 0 | 41 | 1986 | 3 | 4 | 1 | 0 | 4 | 145 |
| 1983 | 4 | 5 | 5 | 0 | 3 | 202 | 1987 | 2 | 4 | 4 | 0 | 5 | 185 |
| 1984 | 6 | 3 | 2 | 1 | 3 | 217 | 1988 | 7 | 7 | 4 | 0 | 1 | 241 |
| ML Totals | | | | | | | 29 | 28 | 21 | 3 | 26 | 1306 | |

MARSHALL'S CAREER TRANSACTIONS

Selected by the Los Angeles Dodgers in 6th round of free agent draft, June 6, 1978; signed on June 11, 1978 by Glen Van Proyen.



RAMON MARTINEZ

Right-handed pitcher 48

Birth date: March 22, 1968

Birthplace: Santo Domingo, Dominican Republic

Bats: Right **Throws:** Right

Height: 6-4 **Weight:** 170

M.L. Service: 53 days

How Obtained: Signed as a free agent on September 1, 1984

1988 Notes: Is considered one of the Dodgers' best pitching prospects... Was activated on Aug. 12 and made his major league debut Aug. 13 vs. San Francisco... Pitched 7.2 innings, allowed four hits and struck out five in a no-decision... Next start was Aug. 18 vs. Philadelphia and pitched 7.0 innings... His first two starts combined, he allowed only eight hits and two earned runs in 14.2 innings but did not register a win... Lost 5-1 to the Mets in his third start on Aug. 23... Received his first major league win on Aug. 29 at Montreal, pitching 7.0 innings and winning, 2-1... Touched for two losses in Sept. and worked a total of five innings in his last three games... Made three relief appearances and gave up one hit in 6.0 innings... Was 1-3 on the year and a 3.79 ERA... Had a career-high seven strikeouts on Aug. 18 vs. the Phillies.

Minor League Notes: 1988-Started the season at San Antonio where he was voted top prospect by the minor league coaches in

the Texas League... Was 8-4 with San Antonio and a 2.16 ERA in 14 starts... Was 5-2 with Albuquerque and was listed the second best prospect behind San Diego Padres' Sandy Alomar Jr. by Baseball America. 1987-Was 16-5 with Vero Beach in 25 starts... Had a 2.17 ERA in 170.1 innings and 148 strikeouts... Tossed six complete games and one shutout... 16 wins is a Vero Beach record... Voted top major league prospect by managers... Allowed just three home runs. 1986-Was 4-8 for Bakersfield with a 4.75 ERA in 20 starts... Had two complete games in 106.0 innings worked. 1985-Was 4-1 with Bradenton in 23 games, six as a starter... Had a 2.59 ERA and pitched a total of 59 innings with 42 strikeouts.

Personal: Attended Liceo Secundaria Las Americas High School... Was a member of the 1984 Dominican Republic Olympic baseball team that played at Dodger Stadium... Was signed by Ralph Avila and Eleodoro Arias... He is single.

Ramon Jaime Martinez

| Year | Club | W-L | ERA | G | GS | CG | SHO | SV | IP | H | R | ER | BB | SO |
|-----------|-------------|------|------|----|----|----|-----|----|-------|-----|----|----|----|-----|
| 1985 | Bradenton | 4-1 | 2.59 | 23 | 6 | 0 | 0 | 1 | 59.0 | 57 | 30 | 17 | 23 | 42 |
| 1986 | Bakersfield | 4-8 | 4.75 | 20 | 20 | 2 | 1 | 0 | 106.0 | 119 | 73 | 56 | 63 | 78 |
| 1987 | Vero Beach | 16-5 | 2.17 | 25 | 25 | 6 | 1 | 0 | 170.1 | 128 | 45 | 41 | 78 | 148 |
| 1988 | San Antonio | 8-4 | 2.46 | 14 | 14 | 2 | 1 | 0 | 95.0 | 79 | 29 | 26 | 34 | 89 |
| | Albuquerque | 5-2 | 2.76 | 10 | 10 | 1 | 1 | 0 | 58.2 | 43 | 24 | 18 | 32 | 49 |
| | Los Angeles | 1-3 | 3.78 | 9 | 6 | 0 | 0 | 0 | 35.2 | 27 | 17 | 15 | 22 | 23 |
| ML Totals | | 1-3 | 3.78 | 9 | 6 | 0 | 0 | 0 | 35.2 | 27 | 17 | 15 | 22 | 23 |

vs. NATIONAL LEAGUE

| | 1988 | | | | | | Career | | | | | |
|---------------|------|-------|------|----|----|----|-----------------------------------------------------------------------------------------------------------------------------------------------------------------------------------------------------------------|-------|------|----|----|----|
| | W-L | ERA | IP | ER | SO | SV | W-L | ERA | IP | ER | SO | SV |
| vs. West | | | | | | | | | | | | |
| Atlanta | 0-0 | 0.00 | 2.0 | 0 | 1 | 0 | 0-0 | 0.00 | 2.0 | 0 | 1 | 0 |
| Cincinnati | 0-1 | 13.50 | 2.2 | 4 | 1 | 0 | 0-1 | 13.50 | 2.2 | 4 | 1 | 0 |
| Houston | - | - | - | - | - | - | - | - | - | - | - | - |
| San Diego | 0-1 | 13.50 | 4.0 | 6 | 2 | 0 | 0-1 | 13.50 | 4.0 | 6 | 2 | 0 |
| San Francisco | 0-0 | 1.04 | 8.2 | 1 | 5 | 0 | 0-0 | 1.04 | 8.2 | 1 | 5 | 0 |
| West Total | 0-2 | 5.71 | 17.1 | 11 | 9 | 0 | 0-2 | 5.71 | 17.1 | 11 | 9 | 0 |
| vs. East | | | | | | | | | | | | |
| Chicago | - | - | - | - | - | - | - | - | - | - | - | - |
| Montreal | 1-0 | 0.00 | 7.0 | 0 | 5 | 0 | 1-0 | 0.00 | 7.0 | 0 | 5 | 0 |
| New York | 0-1 | 6.23 | 4.1 | 3 | 2 | 0 | 0-1 | 6.23 | 4.1 | 3 | 2 | 0 |
| Philadelphia | 0-0 | 1.29 | 7.0 | 1 | 7 | 0 | 0-0 | 1.29 | 7.0 | 1 | 7 | 0 |
| Pittsburgh | - | - | - | - | - | - | - | - | - | - | - | - |
| St. Louis | - | - | - | - | - | - | - | - | - | - | - | - |
| East Total | 1-1 | 1.96 | 18.1 | 4 | 14 | 0 | 1-1 | 1.96 | 18.1 | 4 | 14 | 0 |
| 1988 Totals | 1-3 | 3.78 | 35.2 | 15 | 23 | 0 | 1-3 | 3.78 | 35.2 | 15 | 23 | 0 |
| Home | 0-3 | 5.26 | 25.2 | 15 | 17 | 0 | MARTINEZ'S BEST Season W: 1 in 1988 ERA: 3.79 in 1988 IP: 35.2 in 1988 SO: 23 in 1988 Win Strk: 1 game in 1988 Game SO: 7, August 18, 1988 vs. Philadelphia | | | | | |
| Away | 1-0 | 0.00 | 10.0 | 0 | 6 | 0 | | | | | | |
| Day | 0-0 | 1.13 | 8.0 | 1 | 7 | 0 | | | | | | |
| Night | 1-3 | 4.55 | 27.2 | 14 | 16 | 0 | | | | | | |
| 1st Half | - | - | - | - | - | - | | | | | | |
| 2nd Half | 1-3 | 3.79 | 35.2 | 15 | 23 | 0 | | | | | | |
| In April | - | - | - | - | - | - | | | | | | |
| May | - | - | - | - | - | - | | | | | | |
| June | - | - | - | - | - | - | | | | | | |
| July | - | - | - | - | - | - | | | | | | |
| August | 1-1 | 1.73 | 26.0 | 5 | 19 | 0 | | | | | | |
| Sept.-Oct. | 0-2 | 9.31 | 9.2 | 10 | 4 | 0 | | | | | | |
| Season | 1-3 | 3.78 | 35.2 | 15 | 23 | 0 | | | | | | |

LIFETIME NL WON-LOST STATISTICS

| W-L | Pct. | vs. Atl. | Chi. | Cin. | Hst. | Mil. | N.Y. | Phil. | Pitt. | St.L. | S.D. | S.F. |
|-----|-------|----------|------|------|------|------|------|-------|-------|-------|------|------|
| 1-3 | 0.250 | - | - | 0-1 | - | 1-0 | 0-1 | - | - | - | 0-1 | - |

MISCELLANEOUS STATISTICS

| Year | PITCHING TOTALS | | | | | | HITTING TOTALS | | | | | | |
|------|-----------------|----|----|----|----|------|----------------|---|---|----|----|----|-----|
| | IBB | HB | WP | BK | HR | Avg. | AB | R | H | 2B | 3B | HR | RBI |
| 1988 | 1 | 0 | 1 | 0 | 0 | .000 | 7 | 0 | 0 | 0 | 0 | 0 | 0 |

MARTINEZ'S CAREER TRANSACTIONS

Signed as free agent September 1, 1984 by scouts Ralph Avila and Eleodoro Arias.

MARTINEZ'S GAME HIGHS

Hitting

Most Hits: None.

Most RBI: None.

Most Home Runs: None.

ROOKIE DODGER PITCHERS & VICTORIES

Dodger Record: 23, Jeff Pfeffer in 1914.

Los Angeles Record: 17, Rick Sutcliffe in 1979.

Previous L.A. Record: 12 Don Sutton (1966) and Bill Singer (1967).

Leading Dodger Rookie Winners:

| Player | Wins | Year | Player | Wins | Year |
|-------------------|------|------|---------------|------|------|
| 1. Jeff Pfeffer | 23 | 1914 | 7. Nap Rucker | 15 | 1907 |
| 2. Henry Schmidt | 21 | 1903 | Cy Barger | 15 | 1910 |
| 3. Oscar Jones | 20 | 1903 | Hugh Casey | 15 | 1939 |
| 4. Dazzy Vance | 18 | 1922 | Joe Black | 15 | 1952 |
| 5. Rick Sutcliffe | 17 | 1979 | | | |
| Don Newcombe | 17 | 1949 | | | |



MIKE MUNOZ

Left-handed pitcher 56

Birth date: July 12, 1965

Birthplace: Baldwin Park, CA

Bats: Left **Throws:** Left

Height: 6-2 **Weight:** 190

M.L. Service: None

How Obtained: Dodgers' #3 selection in the June, 1986 Free Agent Draft

1988 Notes: Posted an impressive 1.00 ERA in 56 appearances for San Antonio (AA) . . . Fireman of the Month in San Antonio in April and July . . . Selected for and pitched in Texas League All-Star Game . . . 4th in Texas League in saves (14) . . . 4th in league in games (56) . . . 3rd in league in overall relief pitcher point standings . . . Had 27 consecutive scoreless innings from late June through July . . . Listed as 7th best Major League prospect by Baseball America . . . Played winter ball for Licey and Santurce.

Minor League Notes: 1987 - Enjoyed success in relief after winning five times in 13 games as a

starter . . . Pitched two complete games for Bakersfield . . . Allowed just five earned runs in his last 39.2 innings (1.13 ERA) . . . second on the Bakersfield staff in saves with nine.

Personal: Graduated from Bishop Amat High School . . . Named to All-Angelus League team as a junior and senior . . . Attended Cal Poly Pomona . . . Named to first team NCAA Division II All-America . . . Won last 10 decisions in junior year as Cal Poly Pomona finished second in the Division II World Series . . . Hobbies include motocross, 4x4 trucks, jet skiing and bicycling . . . Signed by scout Gib Bodet . . . Single.

Michael Anthony Munoz

| Year | Club | W-L | ERA | G | GS | CG | SHO | SV | IP | H | R | ER | BB | SO |
|------|-------------|-----|------|----|----|----|-----|----|-------|-----|----|----|----|----|
| 1986 | Great Falls | 4-4 | 3.21 | 14 | 14 | 2 | 2 | 0 | 18.1 | 85 | 44 | 29 | 38 | 49 |
| 1987 | Bakersfield | 8-7 | 3.74 | 52 | 12 | 2 | 0 | 9 | 118.0 | 125 | 68 | 49 | 43 | 80 |
| 1988 | San Antonio | 7-2 | 1.00 | 56 | 0 | 0 | 0 | 14 | 71.2 | 63 | 18 | 8 | 24 | 71 |

MUNOZ'S CAREER TRANSACTIONS

Selected by the Los Angeles Dodgers in 3rd round of 1986 June Draft; signed on June 4, 1986 by Gib Bodet.

PITCHING NEMESIS OF THE DODGERS

Edward M. Reulbach of the Chicago Cubs defeated the Brooklyn Dodgers nine times without a defeat in 1908. This is a National League record and ties a Major League mark for most victories in a season versus one club. Other pitching nemesis of the Dodgers: Philadelphia's Robin Roberts was 6-0 in 1952; Milwaukee Braves' Bob Buhl was 8-1 in 1956; Larry Jaster of the St. Louis Cardinals was 5-0 (all shutouts) in 1966; Chris Short of the Philadelphia Phillies was 5-1 in 1956; Vern Law of the Pittsburgh Pirates was 5-1 in 1960; Juan Marichal was 5-1 for San Francisco in 1969 and Cincinnati's Pat Zachry was 5-1 in 1976. J. R. Richard of the Houston Astros had won 13 consecutive decisions against the Dodgers (2-0 in 1980, 4-0 in 1979, 3-0 in 1978, 2-0 in 1977, and 2-0 in 1976 after losing, 1-0, to Rick Rhoden, June 23, 1976 at Houston).



EDDIE MURRAY

Infielder 33

Birth date: February 24, 1956

Birthplace: Los Angeles, CA

Bats: Both **Throws:** Right

Height: 6-2 **Weight:** 224

M.L. Service: 12 years

How Obtained: Traded to the Dodgers from the Baltimore Orioles in exchange for pitchers Brian Holton and Ken Howell and infielder Juan Bell

1988 Notes: Led the Baltimore Orioles in RBI (84) for the 8th time in the last 9 years, in home runs (28) for the 7th time in 9 years and in average (.284) for the 6th time in last 8 years . . . Marked the 5th time he has won the Orioles' triple crown . . . His 28 home runs tied him for 4th best in the A.L. with Gary Gaetti . . . Hit four home runs in his first 55 games, but between June 7 and Aug. 16, he led the majors with 19 home runs in 63 games . . . Tied Wade Boggs for 9th in the A.L. in total bases . . . Went 1-for-20 in his last 6 games dropping average from a season-high .293 to .284 . . . However, batted .341 (27-79) in last 22 games and .320 (88-275) after the All-Star break . . . On June 6, Murray began splitting time at DH and 1B and batted .312 (122-391, 24-HR, 65-RBI) in 106 games the rest of the season . . . Had been batting .231 (49-212, 4-HR, 19-RBI) . . . Played in every game for the 4th time in his career . . . Only missed 59 of 1820 career regular season games for the Orioles during his 12-year Baltimore career . . . Batted only .228 (29-127) with men in scoring position after taking a .305 lifetime average into 1988 . . . Tallied a season high four hits against Seattle (5-21) and Detroit (9-22) . . . Best month was Sept., batting .376 (41-109) with seven home runs and 20 RBI . . . Had two 2-homer games, both against Minnesota (hit 3 of the homers off Bert Blyleven), giving him 20 career multi-homer games, tying Boog Powell for the Baltimore team record . . . Named A.L. "Player of the Week", June 6-12, when he went 10-for-20 with four homers and nine RBI . . . Finished season

with 333 career home runs, 47th on the all-time list, one behind Dale Murphy . . . Ranks 8th among active players . . . Surpassed Reggie Smith during the season and moved into 2nd place on baseball's all-time list among switch-hitters (Mickey Mantle is the leader with 536) . . . Led the A.L. in home runs (254) and RBI (908) over the past nine seasons . . . Ranks 15th among active players with 2021 career hits . . . Ranks 8th all-time and leads all active players with 14 career grand-slams . . . Ranks 9th among active players with 1190 career RBI . . . Ranks 3rd among all players with 1674 hits, 279 home runs, and 1007 RBI over the last 10 years . . . Only Dave Winfield (1017) and Mike Schmidt (1015) have more RBI over the past 10 years . . . Ranks 7th among all players with a .298 average over the past 10 years . . . Career batting average of .412 (61-148) with the bases loaded . . . Has homered from both sides of the plate in the same game 8 times, 2 in major league history only to Mickey Mantle's 10 . . . Ranks 2nd among major leaguers with 117 game-winning RBI over the last nine years, behind only Keith Hernandez (129) . . . Has been selected to the All-Star team seven times, including starting in the 1985 game . . . Highest career average against an A.L. team was .335 (173-516) against the California Angels.

M.L. Career: 1987 - Cracked the 30-home run level for the 5th time in his career, a Baltimore club record . . . Set an all-time Orioles career home run mark when he hit his 304th on Sept. 12 at Boston (off Bruce Hurst), surpassing the

old standard held by Boog Powell since 1969 . . . Became the first player in history to hit home runs from each side of the plate in consecutive games, on May 8 and 9 at Comiskey Park . . . His .277 overall average was lowest of career, but over the last two months of the season (after July 30), he batted .299 (67-224) . . . Reached a season high of .285 on Sept. 28, then went 2-for-24 over the last six games . . . His second half low was .264 on July 30 . . . Batted only .181 in April (15-83), the 2nd worst month of his career average-wise . . . Finished 2nd in the balloting for the Most Valuable Oriole to Larry Sheets and tied Cal Ripken for most "key runs" driven in with 56, including 37 tying and lead runs . . . His 15-game hitting streak from Sept. 7 - 22 was the longest of the year by an Oriole . . . Also had a 14-game hitting streak from July 3-19 . . . Drove in 28 runs in 25 games, July 3-Aug. 4, including five game-winners . . . Led A.L. first basemen in total chances (1526) and was second in assists (145).

1986 - Missed a career high 25 games when a pulled left hamstring sidelined him for a month from early July to early August . . . Went on the disabled list for the first time in his major league career . . . Experienced career lows in at least eight categories because of the involuntary time off, but led the club in batting (.305) for a record 6th time and in RBI (84) for the 7th year in a row (and 8th overall) . . . Ranked 4th in the league in on-base percentage (229-578, .396) . . . Hit two home runs off Cy Young winner Roger Clemens at Baltimore on June 27 . . . Also hit two homers off Brewer's 20-game winner Ted Higuera at Milwaukee on Sept. 25.

1985 - Won a record 6th Most Valuable Oriole award and drove in a career high 124 runs, finishing 2nd in the A.L. to Don Mattingly (145) . . . Was among league leaders in avg. (10th), HR (6th), runs (3rd), TB (5th), and extra-base hits (5th) . . . Surpassed the 20 level in home runs for the 9th straight year, reached 30 for the 4th time and drove in 100+ runs for the 5th time . . . Enjoyed his best day in baseball on Aug. 26 at Anaheim in the Orioles 17-3 win .

. . . Tied club records with 3 home runs, 13 total bases and 9 RBI, all in the first 5 innings, while going 4-for-5 . . . Had a 3-run homer in the 1st and a RBI single in the 2nd, both off John Candelaria, then hit a solo homer in the 4th and a grand slam in the 5th, both off Alan Fowlkes . . . Flied deep to center and walked in his final two plate appearances.

1984 - Led the A.L. and tied for the M.L. lead in GWRBI (19) and on-base pct. (.410) . . . Led the majors with 107 walks and 25 intentional passes . . . Won his 3rd straight A.L. Gold Glove Award . . . Was among league leaders in avg. (8th), HR (9th), RBI (5th), total bases (9th) and slugging percentage (10th) . . . Led club in triple crown categories and tied a club record with a 22-game hitting streak . . . Played every inning of every game . . . Won his 5th Most Valuable Oriole award . . . Hit .367 (18-49) with nine homers and 22 RBI in 14 games on the Japan tour, including a 2-run shot Nov. 11 off Tokyo Giants' right-hander Hiromi Makirara at Fukuoka's Heiwadai Stadium which completely cleared the stadium . . . The drive traveled an estimated 600', one of the longest home runs in Japanese baseball history.

1983 - Helped Baltimore win the World Championship over the Phillies . . . Hit two home runs in the decisive 5th game off Charles Hudson . . . Won his 2nd straight A.L. Gold Glove award . . . Led the club in HR and RBI . . . Finished 2nd to Cal Ripken in close A.L. MVP vote (290 to 322) . . . Was among A.L. leaders in runs (2nd), slugging (3rd), GWRBI (3rd), homers (4th), total bases (4th) and RBI (5th).

1982 - Led Baltimore in average, homers and RBI while setting a club record with 20 GWRBI . . . Won his first A.L. Gold Glove award . . . Had best start ever, hitting .441 with five home runs and 17 RBI in 18 games to earn "Player of the Month" honors in April . . . Hit .324 with 25 homers and 84 RBI in final 107 games.

1981 - Led A.L. with 78 RBI and tied for the home run lead (22) in strike-shortened season . . . Tied for the major league lead with two grand slams and was among the league leaders in slugging

(2nd, .534) and total bases (5th) . . . Hit .331 with 14 homers and 52 RBI in 50 games after the strike ended in August.

1980 - Hit .300 for the first time and set career highs in runs, hits, RBI and doubles . . . Was 5th in the A.L. and led the O's in HR and RBI . . . Hit .325 with 20 homers and 67 RBI in 80 games in the second half.

1979 - Helped lead the Orioles to a LCS series win over the Angels and a berth opposite the Pittsburgh Pirates in the World Series . . . Led the Orioles with a .417 average (5-12) in the ALCS and reached base safely 10 times in 17 plate appearances . . . Reached base seven times in his first eight plate appearances in the World Series, but then went 0-for-21 in the last five games . . . Led the club in batting with a .295 average, beating out Ken Singleton on the final day of the season . . . Had a 19-game hitting streak.

1978 - Led club in runs, hits and RBI . . . Finished 2nd to A.L. MVP Jim Rice in total bases (293-406) . . . Was one of three A.L. players to appear in every game.

1977 - Became the 4th Baltimore Oriole to win the A.L. "Rookie of the Year" award . . . Tied Lee May for the club home run lead (27, a record for an Oriole rookie broken by Cal Ripken, who hit 28 in 1982).

Minor League Notes: 1976 - Led the Orioles' minor league system in HR while splitting the year between Charlotte and Rochester.

1975 - Led club in HR and was named to the Southern League All-Star team. **1974** - Led club in homers and was named to the

Florida State League All-Star team. **1973** - Led club in homers and was named to the Appalachian League All-Star team . . . Was originally signed by Roy Poitevint and Willie Moore.

Personal: Starred in both baseball and basketball at Locke High School in Los Angeles . . . Played first base and pitched (was 7-1 as a senior) and was center on the basketball team . . . Played on the same team with four major leaguers in high school; Gary Alexander, Rich Murray, Ozzie Smith and former Twin Darrell Jackson . . . Is one of 12 children . . . Has four brothers, all of whom have played pro baseball . . . The youngest brother, Richard, played first base in the Giants' and Royals' systems before retiring after the 1985 season . . . Older brothers Venice and Leon (also first basemen) played in the Giants' system . . . The eldest, Charles, an outfielder, hit 37 homers and had 119 RBI in California League in 1964 . . . Eddie has contributed extensively to the community, and earned the Orioles' nominations for the 1984 and 1985 Roberto Clemente Awards, given annually by Major League Baseball to the player who best exemplifies the game on and off the field . . . In the past, he has worked on behalf of: United Cerebral Palsy, Sickle Cell Anemia, the American Red Cross, United Way, Johns Hopkins Children's Center, the New Holiness Refuge Church, and the Park Heights Academy . . . Splits his winters between Baltimore and Los Angeles . . . Attended Cal State Los Angeles . . . Single.

THREE HOME RUNS IN A GAME

Gil Hodges holds the Dodger record for most home runs in a game of four set Aug. 31, 1950. This ties the Major League record held by nine other players. Other Dodgers who have hit three home runs in a game are:

| | |
|------------------|----------------|
| Jacques Fournier | July 13, 1926 |
| Gene Hermanski | Aug. 5, 1948 |
| Duke Snider | May 30, 1950 |
| Roy Campanella | Aug. 26, 1950 |
| Tom Brown | Sept. 18, 1950 |
| Duke Snider | June 1, 1955 |
| Don Demeter | April 12, 1959 |
| Jimmy Wynn | May 11, 1974 |
| Davey Lopes | Aug. 20, 1974 |

Eddie Clarence Murray

| Year | Club | Avg. | G | AB | R | H | 2B | 3B | HR | RBI | BB | SO | SB |
|------|-----------|------|-----|-----|-----|-----|----|----|----|-----|-----|-----|----|
| 1973 | Bluefield | .287 | 50 | 188 | 34 | 54 | 6 | 0 | 11 | 32 | 19 | 46 | 6 |
| 1974 | Miami | .289 | 131 | 460 | 64 | 133 | 29 | 7 | 12 | 63 | 58 | 85 | 4 |
| | Asheville | .286 | 2 | 7 | 1 | 2 | 2 | 0 | 0 | 2 | 1 | 1 | 0 |
| 1975 | Asheville | .264 | 124 | 436 | 66 | 115 | 13 | 5 | 17 | 68 | 53 | 79 | 7 |
| 1976 | Charlotte | .298 | 88 | 299 | 46 | 89 | 15 | 2 | 12 | 46 | 43 | 41 | 11 |
| | Rochester | .274 | 54 | 168 | 35 | 46 | 6 | 2 | 11 | 40 | 34 | 27 | 3 |
| 1977 | Baltimore | .283 | 160 | 611 | 81 | 173 | 29 | 2 | 27 | 88 | 48 | 104 | 0 |
| 1978 | Baltimore | .285 | 161 | 610 | 85 | 174 | 32 | 3 | 27 | 95 | 70 | 96 | 6 |
| 1979 | Baltimore | .295 | 159 | 606 | 90 | 179 | 30 | 2 | 25 | 99 | 71 | 78 | 10 |
| 1980 | Baltimore | .300 | 158 | 621 | 100 | 186 | 36 | 2 | 32 | 116 | 54 | 71 | 7 |
| 1981 | Baltimore | .294 | 99 | 378 | 57 | 111 | 21 | 2 | 22 | 78 | 40 | 43 | 2 |
| 1982 | Baltimore | .316 | 151 | 550 | 87 | 174 | 30 | 1 | 32 | 110 | 70 | 82 | 7 |
| 1983 | Baltimore | .306 | 156 | 582 | 115 | 178 | 30 | 3 | 33 | 111 | 86 | 90 | 5 |
| 1984 | Baltimore | .306 | 162 | 588 | 97 | 180 | 26 | 3 | 29 | 110 | 107 | 87 | 10 |
| 1985 | Baltimore | .297 | 156 | 583 | 111 | 173 | 37 | 1 | 31 | 124 | 84 | 68 | 5 |
| 1986 | Baltimore | .305 | 137 | 495 | 61 | 151 | 25 | 1 | 17 | 84 | 78 | 49 | 3 |
| 1987 | Baltimore | .277 | 160 | 618 | 89 | 171 | 28 | 3 | 30 | 91 | 73 | 80 | 1 |
| 1988 | Baltimore | .284 | 161 | 603 | 75 | 171 | 27 | 2 | 28 | 84 | 75 | 78 | 5 |

ML Totals-12 years .295 1820 6845 1048 2021 351 25 333 1190 856 926 61

GW-RBI: 1980-16, 1981-10, 1982-20, 1983-17, 1984-19, 1985-15, 1986-4, 1987-8, 1988-8. Total-117

LEAGUE CHAMPIONSHIP SERIES STATISTICS

| Year | Club, Opp. | Avg. | G | AB | R | H | 2B | 3B | HR | RBI | BB | SO | SB |
|------------|---------------|------|---|----|---|---|----|----|----|-----|----|----|----|
| 1979 | Bal. vs. Cal. | .417 | 4 | 12 | 3 | 5 | 0 | 0 | 1 | 5 | 5 | 2 | 0 |
| 1983 | Bal. vs. Chi. | .267 | 4 | 15 | 5 | 4 | 0 | 0 | 1 | 3 | 3 | 3 | 1 |
| LCS Totals | | .333 | 8 | 27 | 8 | 9 | 0 | 0 | 2 | 8 | 8 | 5 | 1 |

WORLD SERIES STATISTICS

| Year | Club, Opp. | Avg. | G | AB | R | H | 2B | 3B | HR | RBI | BB | SO | SB |
|-----------|---------------|------|----|----|---|---|----|----|----|-----|----|----|----|
| 1979 | Bal. vs. Pit. | .154 | 7 | 26 | 3 | 4 | 1 | 0 | 1 | 2 | 4 | 4 | 1 |
| 1983 | Bal. vs. Phi. | .250 | 5 | 20 | 2 | 5 | 0 | 0 | 2 | 3 | 1 | 4 | 0 |
| WS Totals | | .196 | 12 | 46 | 5 | 9 | 1 | 0 | 3 | 5 | 5 | 8 | 1 |

ALL-STAR GAME STATISTICS

| Year | Club, Opp. | Avg. | G | AB | R | H | 2B | 3B | HR | RBI | BB | SO | SB |
|------------|-------------|------|---|----|---|----------------------------|----|----|----|-----|----|----|----|
| 1978 | AL, at S.D. | | | | | | | | | | | | |
| | | | | | | (selected, did not appear) | | | | | | | |
| 1981 | AL, at Cle. | .000 | 1 | 2 | 0 | 0 | 0 | 0 | 0 | 0 | 0 | 0 | 0 |
| 1982 | AL, at Mil. | .000 | 1 | 1 | 0 | 0 | 0 | 0 | 0 | 0 | 1 | 0 | 0 |
| 1983 | AL, at Chi. | .000 | 1 | 2 | 0 | 0 | 0 | 0 | 0 | 0 | 0 | 0 | 0 |
| 1984 | AL, at S.F. | .500 | 1 | 2 | 0 | 1 | 1 | 0 | 0 | 0 | 0 | 1 | 0 |
| 1985 | AL, at Min. | .000 | 1 | 3 | 0 | 0 | 0 | 0 | 0 | 0 | 0 | 0 | 0 |
| 1986 | AL, at Hou. | | | | | | | | | | | | |
| | | | | | | (selected, did not appear) | | | | | | | |
| ASG Totals | | .100 | 5 | 10 | 0 | 1 | 1 | 0 | 0 | 0 | 1 | 1 | 0 |

MURRAY'S CAREER TRANSACTIONS

Selected by the Baltimore Orioles in the 3rd round of the June 1973 free agent draft.
Acquired by the Los Angeles Dodgers in exchange for pitchers Brian Holton, Ken Howell and infielder Juan Bell.

MURRAY'S GAME HIGHS

Hitting

Most Hits: 5, April 17, 1982 at Chicago (White Sox).

Most RBI: 4 (3 times), last time, July 10, 1987 vs. Minnesota (Twins).

Most Home Runs: 3, (3 times), last time, August 26, 1985 at California (Angels).

Hitting Streak: 22, August 17 - September 10, 1984.



ALEJANDRO PENA

Right-handed pitcher 26

Birth date: June 25, 1959
Birthplace: Cambiaso, Puerto Plata Dominican Republic
Bats: Right **Throws:** Right
Height: 6-1 **Weight:** 203
M.L. Service: 6 years and 162 days
How Obtained: Signed as free agent on September 10, 1978

1988 Notes: Finished his 8th season with the Dodgers and he posted some of his finest numbers coming out of the bullpen . . . Appeared in a career high 60 games, all in relief . . . Had a career high 12 saves, 2nd best on the team . . . Was 7th in the N.L. with 94.1 innings in relief . . . Eight of his 12 saves were against N.L. West opponents and 20 of his 27 career saves have been vs. the West . . . Longest outing was on June 25 at Cincinnati, working 3.1 scoreless innings and striking out a season high five batters . . . Was one of two Dodgers with less than a 2.00 ERA . . . Had a career low 1.91 ERA . . . Saved his first game April 16 vs. Atlanta and had two in the month of April . . . Appeared in 12 games in May and had one save (May 27 at Montreal) . . . Recorded at least one save in each month with three in both June and September . . . Appeared in 10 or more games in five straight months (May-Sept.) . . . Had a 22.0 inning scoreless streak from June 17-July 17 . . . Helped preserve four shutouts . . . Was 2-0 with a 1.47 ERA in July . . . Struggled in Aug. with a 4.20 ERA, a 1-3 record and one save . . . Finished the season on a strong note, posting a 1-1 record with three saves in Sept. and a 0.52 ERA . . . In his 60 appearances, he allowed no earned runs 45 times and one earned run 10 times . . . Opponents hit just .218 . . . Allowed three home runs . . . Had six saves both at home and on the road, and had six saves in both halves of the season . . . Earned a save in 12 of his 14 save opportunities (.857) . . . His six wins tied him for 8th among relievers . . .

Was 8th in innings pitched and was 4th with 83 K's . . . Was 1-1 with a save in the NLCS and a 4.15 ERA . . . Lost Game 3 in New York, but came back the next day and benefitted from the Gibson blast in the 12th inning to win Game 4 . . . In Game 1 of the World Series, it was Pena and Gibson again with Pena pitching a perfect two innings and the dramatic game-winning 9th inning homer by Gibson . . . Was 1-0 in the Series with a 0.00 ERA in two games and 5.0 innings pitched.

M.L. Career: 1987-Appeared in 37 games, 30 as a reliever . . . Had 11 saves, tied for team high honors with Matt Young . . . Recorded saves in last eight outings and nine of his last 10 . . . Was 0-5 with a 5.30 ERA as a starter . . . Longest outing in relief was 4.0 innings, July 25 vs. Chicago, saving a 7-2 win for the Dodgers . . . Was on the DL from July 27-Aug. 17 with a strained abdominal muscle . . . Also missed a week with the chicken pox . . . Allowed one earned run over his last 14 outings (0.38 ERA) and was 2-2 as a reliever with a 2.26 ERA.

1986-Started the season on the 21-day DL . . . Was at Vero Beach from May 2-19 for rehabilitation (shoulder) and appeared in four games and was 0-2 in 15.2 innings . . . Was activated on May 26 . . . First nine outings were in relief and was 0-1 with a 7.10 ERA . . . Was 1-2 on the year with a 4.89 ERA in 24 games, 10 as a starter . . . Win came on July 7 vs. St. Louis, a 1-0 victory . . . Had one save, Sept. 9 vs. Atlanta.

1985-Had arthroscopic surgery on his right shoulder on Feb. 19, but made it back for September . . .

Started Sept. 13 at Cincinnati in Game 2 and had a no-decision in a 6-5 loss (2.1 IP) . . . Only other outing was Oct. 4 in relief vs. the Reds and lost . . . Was 0-1 with a 8.31 ERA in 4.1 innings worked.

1984-Led the N.L. with a 2.48 ERA and was 12-6 in 28 starts . . . Tied a career high nine strikeouts June 5 vs. the Reds . . . Had four shutouts, tied for N.L. best with Orel Hershiser and Joaquin Andujar . . . Had career highs in complete games (8), innings pitched (199.1), strikeouts (135), starts (28), shutouts (4) and hits (186) . . . Made just one start after Aug. 24, the beginning of shoulder problems.

1983-First full season with the Dodgers and went 12-9 with a N.L. fourth best 2.75 ERA . . . Appeared in 34 games and struck out 120 in 177 innings . . . Won his first major league start 3-1 vs. Houston on April 12 . . . First major league complete game was on May 24 vs. Philadelphia, a 3-0 shutout win . . . His first home run was on July 23 at St. Louis.

1982-Started the season with the Dodgers as a reliever . . . Had a 1.29 ERA in first 13 games . . . Was 0-2 with a 4.79 ERA in 29 games . . . Slumped in first part of July and was sent to Albuquerque.

1981-First year in the major leagues . . . Was promoted to Los

Angeles on Aug. 13 and made his debut that evening vs. Atlanta and pitched one perfect inning . . . First win was a 9-7 victory over Pittsburgh on Aug. 25 in 11 innings . . . Finished the year 1-1 with two saves and a 2.88 ERA . . . Missed postseason play due to a bleeding ulcer.

Minor League Notes: **1986**-As part of a rehabilitation from shoulder surgery, pitched four games for Vero Beach and was 0-2 with a 7.47 ERA in 15.2 innings. **1982**-Posted a 1-1 record with five saves in 16 appearances to help the Dukes to the Pacific Coast League title . . . Struck out 27 in 28.2 innings . . . Started the year in Los Angeles. **1981**-Led the Pacific Coast league with 22 saves while compiling a 2-5 record and a 1.61 ERA in 38 games . . . It was his first season with the Dukes . . . Promoted to Los Angeles. **1980**-Was 10-3 at Vero Beach with a 3.21 ERA in 35 games . . . Started three games . . . Had eight saves. **1979**-First year in pro ball and was 3-3 with Clinton in the Midwest League . . . Pitched in 21 games, five as a starter.

Personal: Has four brothers and two sisters . . . Enjoys music . . . Married on May 8, 1983 . . . Wife's name is Tellie and they have one son, Alejandro, Jr. (6-16-84).

Alejandro Pena

| Year | Club | W-L | ERA | G | GS | CG | SHO | SV | IP | H | R | ER | BB | SO |
|-------------------|-------------|-------|------|-----|----|----|-----|----|-------|-----|-----|-----|-----|-----|
| 1979 | Clinton | 3-3 | 4.18 | 21 | 5 | 0 | 0 | 0 | 71.0 | 53 | 39 | 33 | 44 | 57 |
| 1980 | Vero Beach | 10-3 | 3.21 | 35 | 3 | 0 | 0 | 8 | 73.0 | 57 | 32 | 26 | 41 | 46 |
| 1981 | Albuquerque | 2-5 | 1.61 | 38 | 0 | 0 | 0 | 22 | 56.0 | 36 | 12 | 10 | 21 | 40 |
| | Los Angeles | 1-1 | 2.88 | 14 | 0 | 0 | 0 | 2 | 25.0 | 18 | 8 | 8 | 11 | 14 |
| 1982 | Los Angeles | 0-2 | 4.79 | 29 | 0 | 0 | 0 | 0 | 35.2 | 37 | 24 | 19 | 21 | 20 |
| | Albuquerque | 1-1 | 5.34 | 16 | 0 | 0 | 0 | 5 | 28.2 | 37 | 18 | 17 | 10 | 27 |
| 1983 | Los Angeles | 12-9 | 2.75 | 34 | 26 | 4 | 3 | 1 | 177.0 | 152 | 67 | 54 | 51 | 120 |
| 1984 | Los Angeles | 12-6 | 2.48 | 28 | 28 | 8 | 4 | 0 | 199.1 | 186 | 67 | 55 | 46 | 135 |
| 1985 | Los Angeles | 0-1 | 8.31 | 2 | 1 | 0 | 0 | 0 | 4.1 | 7 | 5 | 4 | 3 | 2 |
| 1986 | Vero Beach | 0-2 | 7.47 | 4 | 4 | 0 | 0 | 0 | 15.2 | 22 | 15 | 13 | 4 | 11 |
| | Los Angeles | 1-2 | 4.89 | 24 | 10 | 0 | 0 | 1 | 70.0 | 74 | 40 | 38 | 30 | 46 |
| 1987 | Los Angeles | 2-7 | 3.50 | 37 | 7 | 0 | 0 | 11 | 87.1 | 82 | 41 | 34 | 37 | 76 |
| 1988 | Los Angeles | 6-7 | 1.91 | 60 | 0 | 0 | 0 | 12 | 94.1 | 75 | 29 | 20 | 27 | 83 |
| ML Totals-8 years | | 34-35 | 3.01 | 228 | 72 | 12 | 7 | 27 | 692.2 | 631 | 281 | 232 | 226 | 496 |

GW-RBI: 1981-0, 1982-0, 1983-1, 1984-1, 1985-0, 1986-0, 1987-0, 1988-0. Total-2.

vs. NATIONAL LEAGUE

| | 1988 | | | | | | Career | | | | | |
|---------------|------|------|------|----|----|----|----------------------------------------------------------------------------------------------------------------------------------------------------------------------------------------------------------------------------------------------------------------------|------|-------|-----|-----|----|
| | W-L | ERA | IP | ER | SO | SV | W-L | ERA | IP | ER | SO | SV |
| vs. West | | | | | | | | | | | | |
| Atlanta | 1-0 | 1.93 | 9.1 | 2 | 8 | 4 | 5-3 | 2.53 | 81.2 | 23 | 66 | 8 |
| Cincinnati | 0-2 | 0.59 | 15.1 | 1 | 13 | 1 | 2-7 | 2.62 | 82.1 | 24 | 57 | 3 |
| Houston | 0-1 | 5.19 | 8.2 | 5 | 9 | 1 | 6-4 | 3.82 | 75.1 | 32 | 60 | 2 |
| San Diego | 1-1 | 0.84 | 10.2 | 1 | 7 | 0 | 3-6 | 1.90 | 66.1 | 14 | 52 | 3 |
| San Francisco | 1-0 | 2.70 | 6.2 | 2 | 8 | 2 | 3-1 | 2.69 | 46.2 | 14 | 39 | 4 |
| West Total | 3-4 | 1.95 | 50.2 | 11 | 45 | 8 | 19-21 | 2.73 | 352.1 | 107 | 274 | 20 |
| vs. East | | | | | | | | | | | | |
| Chicago | 1-0 | 0.00 | 12.2 | 0 | 10 | 3 | 3-3 | 4.28 | 64.2 | 26 | 38 | 4 |
| Montreal | 0-1 | 5.40 | 5.0 | 3 | 2 | 1 | 2-3 | 3.22 | 53.0 | 19 | 31 | 1 |
| New York | 0-1 | 4.32 | 8.1 | 4 | 7 | 0 | 0-2 | 3.94 | 32.0 | 14 | 25 | 0 |
| Philadelphia | 1-0 | 0.00 | 5.0 | 0 | 6 | 0 | 3-1 | 3.75 | 60.0 | 25 | 45 | 0 |
| Pittsburgh | 0-1 | 2.70 | 6.2 | 2 | 8 | 0 | 4-3 | 2.77 | 78.0 | 24 | 53 | 2 |
| St. Louis | 1-0 | 0.00 | 6.0 | 0 | 5 | 0 | 3-2 | 2.90 | 52.2 | 17 | 30 | 0 |
| East Total | 3-3 | 1.85 | 43.2 | 9 | 38 | 4 | 15-14 | 3.31 | 340.1 | 125 | 222 | 7 |
| 1988 Totals | 6-7 | 1.91 | 94.1 | 20 | 83 | 12 | 34-35 | 3.01 | 692.2 | 232 | 496 | 27 |
| Home | 2-4 | 1.64 | 44.0 | 8 | 36 | 6 | PENA'S BEST Season W: 12 in 1983, 1984 ERA: 1.91 in 1988 SV: 12 in 1988 IP: 199.1 in 1984 SO: 135 in 1984 Win Strk: 4 (twice), last time, in 1984 Game Low Hit: 9 (3 times), last time, June 24, 1984 at Atlanta | | | | | |
| Away | 4-3 | 2.15 | 50.1 | 12 | 47 | 6 | | | | | | |
| Day | 1-0 | 0.00 | 23.2 | 0 | 16 | 4 | | | | | | |
| Night | 5-7 | 2.55 | 70.2 | 20 | 67 | 8 | | | | | | |
| 1st Half | 3-3 | 1.70 | 47.2 | 9 | 38 | 6 | | | | | | |
| 2nd Half | 3-4 | 2.12 | 46.2 | 11 | 45 | 6 | | | | | | |
| In April | 1-0 | 0.00 | 9.0 | 0 | 5 | 2 | | | | | | |
| May | 1-2 | 2.50 | 18.0 | 5 | 15 | 1 | | | | | | |
| June | 0-1 | 2.30 | 15.2 | 4 | 16 | 3 | | | | | | |
| July | 2-0 | 1.47 | 18.1 | 3 | 16 | 2 | | | | | | |
| August | 1-3 | 4.20 | 15.0 | 7 | 17 | 1 | | | | | | |
| Sept.-Oct. | 1-1 | 0.49 | 18.1 | 1 | 14 | 3 | | | | | | |

DIVISION SERIES STATISTICS

| Year | Club, Opp. | W-L | ERA | G | GS | CG | SHO | SV | IP | H | R | ER | BB | SO |
|------|---------------|----------------|-----|---|----|----|-----|----|----|---|---|----|----|----|
| 1988 | L.A. vs. Hst. | (did not play) | | | | | | | | | | | | |

LEAGUE CHAMPIONSHIP SERIES STATISTICS

| Year | Club, Opp. | W-L | ERA | G | GS | CG | SHO | SV | IP | H | R | ER | BB | SO |
|------------|-----------------|----------------|------|---|----|----|-----|----|-----|---|---|----|----|----|
| 1981 | L.A. vs. Mtl. | 0-0 | 0.00 | 2 | 0 | 0 | 0 | 0 | 2.1 | 1 | 0 | 0 | 0 | 0 |
| 1983 | L.A. vs. Phil. | 0-0 | 6.74 | 1 | 0 | 0 | 0 | 0 | 2.2 | 4 | 2 | 2 | 1 | 3 |
| 1985 | L.A. vs. St. L. | (did not play) | | | | | | | | | | | | |
| 1988 | L.A. vs. Mets | 1-1 | 1.15 | 3 | 0 | 0 | 0 | 1 | 4.1 | 1 | 2 | 2 | 5 | 1 |
| LCS Totals | | 1-1 | 3.60 | 6 | 0 | 0 | 0 | 1 | 9.1 | 6 | 4 | 4 | 6 | 4 |

WORLD SERIES STATISTICS

| Year | Club, Opp. | W-L | ERA | G | GS | CG | SHO | SV | IP | H | R | ER | BB | SO |
|------|---------------|----------------|------|---|----|----|-----|----|-----|---|---|----|----|----|
| 1981 | L.A. vs. N.Y. | (did not play) | | | | | | | | | | | | |
| 1988 | L.A. vs. Oak. | 0-0 | 0.00 | 2 | 0 | 0 | 0 | 0 | 5.0 | 2 | 0 | 0 | 1 | 7 |

LIFETIME NL WON-LOST STATISTICS

| W-L | Pct. | vs. Atl. | Chi. | Cin. | Hst. | Mil. | N.Y. Phil. | Pitt. | St.L. | S.D. | S.F. | |
|-------|------|----------|------|------|------|------|------------|-------|-------|------|------|-----|
| 34-35 | .493 | 5-3 | 3-3 | 2-7 | 6-4 | 2-3 | 0-2 | 3-1 | 4-3 | 3-2 | 3-6 | 3-1 |

MISCELLANEOUS STATISTICS

| Year | PITCHING TOTALS | | | | | HITTING TOTALS | | | | | | | |
|-----------|-----------------|----|----|----|----|----------------|-----|---|----|----|----|----|-----|
| | IBB | HB | WP | BK | HR | Avg. | AB | R | H | 2B | 3B | HR | RBI |
| 1981 | 1 | 1 | 0 | 0 | 2 | .000 | 6 | 0 | 0 | 0 | 0 | 0 | 0 |
| 1982 | 7 | 1 | 1 | 1 | 2 | .000 | 0 | 0 | 0 | 0 | 0 | 0 | 0 |
| 1983 | 7 | 1 | 2 | 1 | 7 | .100 | 60 | 2 | 6 | 0 | 0 | 1 | 4 |
| 1984 | 7 | 3 | 5 | 1 | 7 | .121 | 66 | 5 | 8 | 3 | 0 | 0 | 1 |
| 1985 | 1 | 0 | 0 | 0 | 1 | .000 | 1 | 0 | 0 | 0 | 0 | 0 | 0 |
| 1986 | 5 | 1 | 1 | 1 | 6 | .176 | 17 | 0 | 3 | 0 | 0 | 0 | 1 |
| 1987 | 5 | 2 | 0 | 1 | 9 | .077 | 12 | 0 | 1 | 0 | 0 | 0 | 0 |
| 1988 | 6 | 1 | 3 | 2 | 4 | .000 | 6 | 0 | 0 | 0 | 0 | 0 | 0 |
| ML Totals | 39 | 10 | 12 | 7 | 38 | .107 | 168 | 7 | 18 | 3 | 0 | 1 | 6 |

PENA'S CAREER TRANSACTIONS

Signed as free agent by the Los Angeles Dodgers on September 10, 1978 by Ralph Avila.

PENA'S GAME HIGHS

Hitting

Most Hits: 2, July 2, 1984 vs. Pittsburgh.

Most RBI: 2, September 9, 1983 vs. Atlanta.

Most Home Runs: 1, July 23, 1983 at St. Louis (vs. John Stuper).



WILLIE RANDOLPH

Infielder 12

Birth date: July 6, 1954

Birthplace: Holly Hill, SC

Bats: Right **Throws:** Right

Height: 5-11 **Weight:** 170

M.L. Service: 13 years and 64 days

How Obtained: Signed as free agent on December 10, 1988

1988 Notes: Had an injury-plagued season and batted only .230 and scored 43 runs, both career lows . . . In addition, outside of split 1981 season, his 110 games played in 1988 was the second lowest of his career, while his at-bats (404) and hits (93) were career lows . . . Despite going 3-for-4 Opening Day, started year slowly, batting only .188 (13-69) through month of April with two RBI . . . Hit his first HR of the season on May 11th vs. Chicago, a three-run HR off Bobby Thigpen . . . Was hitting under .200 as late as May 28, his 53rd game, batting .193 (38-197) before raising it to .200 the following day and keeping it above that level the rest of the season . . . Scored three runs on July 27 vs. Milwaukee, his first three-run game since June 14, 1987 vs. Boston . . . Hit his second home run on Aug. 29 at Seattle, a three-run HR off Mark Langston . . . His stolen base on Sept. 2 at Oakland was his 249th SB as a Yankee, passing Hal Chase and moving into sole possession of second place on the all-time Yankee SB list, behind only Rickey Henderson . . . Finished with eight stolen bases (and was caught four times), giving him a total of 251 SBs as a Yankee . . . It was the first time in his 13 full major league seasons he failed to steal at least 10 bases .

.. Had an eight-game hitting streak (his longest of the season) from July 30 through Sept. 3; batted .441 (15-for-34) in that span, raising his average from .229 to .252, his high point of the season following his first six games of the year . . . Went hitless in his last 30 at-bats, covering his final .230 mark . . . Had 26 multi-hit games, including six three-hit games . . . Finished 3rd among American League second basemen with a .988 fielding percentage, committing just seven errors in 601 total chances . . . It was the third successive season he has improved his fielding percentage (from .972 in 1986 and .981 in 1987) . . . His error on Sept. 28 was his first since July 16, going 40 games in between those two contests without an error . . . Served as Yankee co-captain along with Ron Guidry since the two were named to that role on March 4, 1986, becoming the 8th and 9th captains in Yankee history . . . Had numerous injuries in 1988 . . . Suffered a strained right quadriceps vs. Boston on June 8 and was placed on the 15-day disabled list on June 14, retroactive to June 10 . . . At the time of his injury, he was hitting .198 (37-187) in 50 games . . . He missed 14 games due to that injury before being activated from the disabled list on June 25, and the Yankees

went 5-9 in that span . . . Suffered a pulled rib cage muscle in batting practice on Aug. 2 and was placed on the 15-day disabled list due to that injury on Aug. 3 . . . Missed 25 games with that injury before his activation from disabled list on Aug. 28, and Yanks went 8-17 in that span . . . Overall, the Yankees were 13-26 in the 39 games Randolph missed during his two stints on the disabled list . . . Was hampered with a sore right knee during the latter part of the season and underwent arthroscopic surgery to remove loose particles in his right knee on Oct. 17 . . . Surgery was performed by Dr. John Bonamo at NYU Medical Center . . . In 1988, Randolph moved from 11th to 8th with 1,694 games on the all-time Yankee list, from 10th to 7th with 6,303 at-bats and 8th to 7th with 1,027 runs . . . Remained in 10th place with 1,731 hits . . . Played 110 games at second base, increasing his all-time Yankee leading total to 1,689 games played at that position . . . Played with two new shortstops in 1988, Rafael Santana and Luis Aguayo, making a total of 31 shortstops he played with during his tenure with the Yankees.

M.L. Career: 1987-Had perhaps his best major league season, even with a month-long mid-season knee injury . . . Set career highs with a .305 avg. and 67 RBI . . . In fact, this was the first season he hit .300 or better . . . Also tied career season high with seven homers411 on-base percentage was 4th in American League and 82 walks ranked 9th . . . Scored 96 runs in 120 games, his third best career total, and best since scoring 99 runs in 1980 . . . Had four hits and five RBI on April 13 vs. Cleveland, tying career highs previously set in each category . . . Hit safely in 18 of 19 games, May 19 through June 8, going 25-73 (.342) with 16 runs and 18 RBI, raising overall avg. from .299 to .314 . . . Was hitting .309 in 84 games through the All-Star break, and was the American League's starting second baseman in the July 14 All-Star Game . . . However, on July 15 he was placed on the 21-day disabled list with torn cartilage in his left knee, an injury that occurred over a gradual period of time . . . Underwent arthro-

scopic surgery to repair damage on July 17 . . . Was activated from the disabled list on Aug. 14, missing 26 games (Yankees went 11-15 during that period) . . . Although activated from the disabled list on Aug. 14, recovery of the knee progressed slowly, and he appeared in just three games between that date and Aug. 29 . . . Beginning with Aug. 29, Randolph appeared in 33 of NY's last 35 games . . . His numbers after coming off the DL: 39-132 (.295), with 26 runs, 3 HRs and 20 RBI . . . His RBI on Sept. 27 at Baltimore was number 62, surpassing his previous career high of 61 set in 1979 . . . Had two 11-game hitting streaks (May 29-June 8 and Sept. 4-15).

1986-A typical Randolph season in some regards; atypical in others . . . Typical in that he was third in A.L. with 94 walks and 313 putouts (for second baseman), and 6th in league with .393 on-base percentage . . . Atypical in that he had a career high 20 errors . . . Opened season hitting safely in first 15 games (20-for-61, .328 avg.) and reached base safely in first 28 games, a string broken on May 11 at Texas . . . Had eight-game hitting streak, May 18-26, going 13-for-29, .448 avg., raising overall avg. from .296 to .325 . . . Ended May hitting .310 . . . Hit first homer June 22 at Toronto off Jimmy Key . . . Had third career 4-walk game, July 3, vs. Detroit . . . Mid-season slide continued into July, going 19-for-87, .218 avg., overall avg. at .260 on July 31 . . . Hit one homer in first 108 games, then hit four in last 33 . . . On Sept. 13, Willie played in his 1447th game at second base for the Yankees, breaking Tony Lazzeri's record of 1,446 . . . Recorded his 1,500th career hit Sept. 22, at Baltimore, homering off Scott McGregor . . . Named co-captain with Ron Guidry on March 4 . . . Led all Yankee infielders with 381 assists . . . Hit .259 with runners in scoring position . . . nine GWRBI were a career high . . . 50 RBI were most since former career high 61 in 1979 . . .

1985-Among A.L. second basemen fielding leaders, 2nd with 739 total chances and 104 double plays; 3rd with 425 assists . . . Had 5,000th career at-bat, Sept. 29, vs. Baltimore . . . Hit 200th career

double Oct. 3, off Milwaukee's Tim Leary . . . Had 10-game hitting streak, June 30-July 11 . . . Had three doubles in first game of DH, July 30 at Cleveland . . . Scored four runs, July 27 at Texas . . . Had first career 2-HR game, Sept. 5 vs. Oakland, going 4-for-4382 on-base percentage, 6th in A.L., 14th in majors; 85 walks, tied for 7th in A.L., 13th in majors.

1984-Tied for 6th with Rickey Henderson in A.L. with 86 walks . . . Had impressive .377 on-base percentage . . . Hit two-run homer in Yankee Stadium opener . . . Had pair of nine-game hitting streak: May 9-19; and June 13-21 . . . Flirted with .300 avg. all season . . . Consistent, kept avg. between .290 and .310 from June 11-Sept. 25 . . . Stole 200th base of Yankee career, July 16 vs. Texas.

1983-Hampered by injuries, played in lowest number of games as a Yankee (excluding strike season) . . . On disabled list from June 27-July 12 with pulled hamstring and reinjured himself, going back on the DL from July 13-Aug. 5 . . . Had his 1,000th hit as Yankee Aug. 5 vs. Detroit . . . Had 16-game hitting streak from Sept. 6-23, longest of the year by a Yankee.

1982-Good start, hitting in first nine games, ending April with a .348 average . . . Kept avg. over .300 through June 9 . . . Ended season strongly, hitting .398 in last 23 games . . . Led Yankees in games, at-bats, runs, hits and walks.

1981-59 runs, 8th in A.L.; 57 walks, 9th; 14 stolen bases, 15th, . . . Missed eight games in late Aug. and additional games in Sept. with groin pull . . . Voted to 4th A.L. All-Star team . . . His solo homer in third game of ALCS was the game-winner, clinching the A.L. pennant.

1980-Led A.L. with 119 walks, most by a Yankee since Mickey Mantle's 122 in 1962429 on-base percentage second in A.L. . . . Led Yankees and was 8th in league with 30 stolen bases . . . Hit .385 in ALCS, second to Bob Watson . . . Had 13-game hitting streak, May 14-28, matching Reggie Jackson for longest by a Yankee . . . Had two four-hit games, and stole three bases June 11 at California . . . Named to UPI and

The Sporting News All-Star teams and won Sporting News Silver Bat Award for A.L. second basemen.

1979-An injury-free year for Randolph . . . Led club in games, at-bats, runs, triples, walks and stolen bases, while tying for club lead in hits . . . Tied for 3rd in A.L. with 13 triples, most by a Yankee since Tommy Henrich hit 14 in 1948 . . . 4th in A.L. with 95 walks . . . Had three four-hit games . . . Led A.L. second basemen with 355 putouts, 478 assists, 846 total chances and 128 double plays.

1978-Bothered by injuries, mainly a bruised right knee and pulled left hamstring . . . Finished 5th in A.L. with .385 on-base percentage and led Yankees with 82 walks . . . Went Aug. 16 with 6 runs during N.Y.'s four-game sweep of Boston in September . . . Had five-RBI game vs. Red Sox, Sept. 7 . . . Pulled left hamstring beating out an infield single, Sept. 29 vs. Indians, ending his '78 season, keeping him out of the playoffs and World Series . . . Hit .320 with runners on base . . . Made both AP & UPI All-Star teams.

1977-Voted to A.L. All-Star team, playing all nine innings, and set record for most assists by second baseman with six . . . Voted to AP, UPI & The Sporting News All-Star teams . . . Second in league in putouts, total chances and double plays and 3rd in assists for second basemen . . . Had two nine-game hitting streaks . . . Best effort came May 19 vs. Baltimore, going 4-for-4, scoring four runs . . . Hit .305 with runners on base . . . Missed a few games with bruised right thumb and sore right knee.

1976-Named to Topps Rookie All-Star team and A.L. All-Star team (although replaced due to injury) . . . First rookie ever listed on an All-Star ballot . . . Won James P. Dawson Award as outstanding rookie in spring training . . . 37 stolen bases were just four shy of all-time Yankee record for rookie set by Bert Daniels in 1910 . . . Had minor surgery during off-season due to a injury to his right knee, first suffered on July 6 . . . Was also bothered off-and-on by a sore right shoulder.

1975-Was leading the International League in hitting when recalled by Pirates in July . . . Saw

little action with Pittsburgh as Rennie Stennett was having a fine year . . . Played winter ball in Venezuela.

Minor League Notes: 1975-Started the season with Charleston and was leading the International League with a .339 average before joining the Pirates in July . . . Appeared in 91 games and had 106 hits with 14 stolen bases. 1974-Batted .254 in 135 games for Thetford Mine . . . Led the league with 103 runs scored and 110 walks. 1973-Played the entire season with Charleston and batted .280 in 121 games . . . Led the league with 90 walks. 1972-First season in pro ball and hit .317 for Bradenton . . . Struck out only 23 times in 167 at-bats.

Personal: One of the most sought

after infield prospects of the mid-70's, able to swing a good bat, draw walks and steal bases . . . Impressed Yankees during the 1975 spring training when the Yankees and Pirates played six games . . . Although born in South Carolina, his family moved to the Brownsville section of Brooklyn when he was a baby . . . Played baseball at Tilden High School . . . Played stickball in streets and fields of Canarsie . . . The oldest of five children, he has 3 brothers and a sister . . . His brother Terry was the Green Bay Packers 11th round draft choice in 1977, and also played for the Jets . . . Wife's name is Gretchen Foster . . . Married on Feb. 1, 1975 . . . They have four children, Taniesha, Chantre, Andre and Ciara.

Willie Larry Randolph

| Year | Club | Avg. | G | AB | R | H | 2B | 3B | HR | RBI | BB | SO | SB |
|--------------------|---------------|------|------|------|------|------|-----|----|----|-----|------|-----|-----|
| 1972 | Bradenton | .317 | 44 | 167 | 21 | 53 | 6 | 5 | 0 | 10 | 24 | 23 | 10 |
| 1973 | Charleston | .280 | 121 | 428 | 93 | 120 | 25 | 6 | 8 | 51 | 90 | 54 | 43 |
| 1974 | Thetford Mine | .254 | 135 | 461 | 103 | 117 | 28 | 6 | 12 | 53 | 110 | 78 | 38 |
| 1975 | Charleston | .339 | 91 | 313 | 41 | 106 | 13 | 5 | 7 | 42 | 37 | 29 | 14 |
| | Pirates | .164 | 30 | 61 | 9 | 10 | 1 | 0 | 0 | 3 | 6 | 6 | 1 |
| 1976 | Yankees | .267 | 125 | 430 | 59 | 115 | 15 | 4 | 1 | 40 | 58 | 39 | 37 |
| 1977 | Yankees | .274 | 147 | 551 | 91 | 151 | 28 | 11 | 4 | 40 | 64 | 53 | 13 |
| 1978 | Yankees | .279 | 134 | 499 | 87 | 139 | 18 | 6 | 3 | 42 | 82 | 51 | 36 |
| 1979 | Yankees | .270 | 153 | 574 | 98 | 155 | 15 | 13 | 5 | 61 | 95 | 39 | 32 |
| 1980 | Yankees | .294 | 138 | 513 | 99 | 151 | 23 | 7 | 7 | 46 | 119 | 45 | 30 |
| 1981 | Yankees | .232 | 93 | 357 | 59 | 83 | 14 | 3 | 2 | 24 | 57 | 24 | 14 |
| 1982 | Yankees | .280 | 144 | 553 | 85 | 155 | 21 | 4 | 3 | 36 | 75 | 35 | 16 |
| 1983 | Yankees | .279 | 104 | 420 | 73 | 117 | 21 | 1 | 2 | 38 | 53 | 32 | 12 |
| 1984 | Yankees | .287 | 142 | 564 | 86 | 162 | 24 | 2 | 2 | 31 | 86 | 42 | 10 |
| 1985 | Yankees | .276 | 143 | 497 | 75 | 137 | 21 | 2 | 5 | 40 | 85 | 39 | 16 |
| 1986 | Yankees | .276 | 141 | 492 | 76 | 136 | 15 | 2 | 5 | 50 | 94 | 49 | 15 |
| 1987 | Yankees | .305 | 120 | 449 | 96 | 137 | 24 | 2 | 7 | 67 | 82 | 25 | 11 |
| 1988 | Yankees | .230 | 110 | 404 | 43 | 93 | 20 | 1 | 2 | 34 | 55 | 39 | 8 |
| ML Totals-13 years | | .274 | 1724 | 6364 | 1036 | 1741 | 260 | 58 | 48 | 552 | 1011 | 518 | 251 |

DIVISION SERIES STATISTICS

| Year | Club, Opp. | Avg. | G | AB | R | H | 2B | 3B | HR | RBI | BB | SO | SB |
|------|-------------|------|---|----|---|---|----|----|----|-----|----|----|----|
| 1981 | NY vs. Mil. | .200 | 5 | 20 | 0 | 4 | 0 | 0 | 0 | 1 | 1 | 4 | 0 |

LEAGUE CHAMPIONSHIP SERIES STATISTICS

| Year | Club, Opp. | Avg. | G | AB | R | H | 2B | 3B | HR | RBI | BB | SO | SB |
|------------|---------------|------|----|----|---|----|----|----|----|-----|----|----|----|
| 1975 | Pit. vs. Cin. | .000 | 2 | 2 | 1 | 0 | 0 | 0 | 0 | 0 | 0 | 1 | 0 |
| 1976 | NY vs. KC | .118 | 5 | 17 | 0 | 2 | 0 | 0 | 0 | 1 | 3 | 1 | 1 |
| 1977 | NY vs. KC | .278 | 5 | 18 | 4 | 5 | 1 | 0 | 0 | 2 | 1 | 0 | 0 |
| 1978 | NY vs. KC | | | | | | | | | | | | |
| | | | | | | | | | | | | | |
| 1980 | NY vs. KC | .385 | 3 | 13 | 0 | 5 | 2 | 0 | 0 | 1 | 1 | 3 | 0 |
| 1981 | NY vs. Oak. | .333 | 3 | 12 | 2 | 4 | 0 | 0 | 1 | 2 | 0 | 1 | 0 |
| LCS Totals | | .258 | 18 | 62 | 7 | 16 | 3 | 0 | 1 | 6 | 5 | 6 | 1 |

WORLD SERIES STATISTICS

| Year | Club, Opp. | Avg. | G | AB | R | H | 2B | 3B | HR | RBI | BB | SO | SB |
|-----------|-------------|------|----|----|----|---|----|----|----|-----|----|----|----|
| 1976 | NY vs. Cin. | .071 | 4 | 14 | 1 | 1 | 0 | 0 | 0 | 0 | 1 | 3 | 0 |
| 1977 | NY vs. LA | .160 | 6 | 25 | 5 | 4 | 2 | 0 | 1 | 1 | 2 | 2 | 0 |
| 1978 | NY vs. LA | | | | | | | | | | | | |
| | | | | | | | | | | | | | |
| 1981 | NY vs. LA | .222 | 6 | 18 | 5 | 4 | 1 | 1 | 2 | 3 | 9 | 0 | 1 |
| WS Totals | | .158 | 16 | 57 | 11 | 9 | 3 | 1 | 3 | 4 | 12 | 5 | 1 |

| Year | Club, Opp. | Avg. | ALL-STAR GAME STATISTICS | | | | | | | | | | | |
|------------|-------------|------|------------------------------------|----|---|---|----|----|----|-----|----|----|----|---|
| | | | G | AB | R | H | 2B | 3B | HR | RBI | BB | SO | SB | |
| 1976 | AL, Phil. | | (selected, replaced due to injury) | | | | | | | | | | | |
| 1977 | AL, NY (AL) | .200 | 1 | 5 | 0 | 1 | 0 | 0 | 0 | 0 | 1 | 0 | 2 | 0 |
| 1980 | AL, LA | .500 | 1 | 4 | 0 | 2 | 0 | 0 | 0 | 0 | 0 | 0 | 0 | 0 |
| 1981 | AL, Cle. | .333 | 1 | 3 | 0 | 1 | 0 | 0 | 0 | 0 | 0 | 0 | 1 | 0 |
| 1987 | AL, Oak. | .000 | 1 | 1 | 0 | 0 | 0 | 0 | 0 | 0 | 0 | 0 | 0 | 0 |
| ASG Totals | | .308 | 4 | 13 | 0 | 4 | 0 | 0 | 0 | 0 | 1 | 0 | 3 | 0 |

RANDOLPH'S CAREER TRANSACTIONS

Selected by the Pittsburgh Pirates' organization in 7th round of free agent draft, June 6, 1972. Traded with pitchers Ken Brett and Dock Ellis to New York Yankees for pitcher Doc Medich, December 11, 1975.

Signed by the Los Angeles Dodgers as a free agent on December 10, 1988.

RANDOLPH'S GAME HIGHS

Hitting - Best Season

Average: .305 in 1987

Hits: 162 in 1984

Home Runs: 7 in 1980 and 1987

Runs Batted In: 67 in 1987

Stolen Base: 37 in 1976

Hitting Streak: 16 games in 1983

Hitting - Career

Hits: 4, (12 times), last time, June 19, 1987 at Boston

Home Runs: 2, September 5, 1985 vs. Oakland A's

Runs Batted In: 5, (twice), last time, April 13, 1987 vs. Cleveland Indians

Stolen Base: 3, June 11, 1980 at California Angels.



GILBERTO REYES

Catcher 15

Birth date: December 10, 1963

Birthplace: Santo Domingo, Dominican Republic

Bats: Right **Throws:** Right

Height: 6-2 **Weight:** 203

M.L. Service: 1 year and 20 days

How Obtained: Signed as a free agent, January 15, 1980

1988 Notes: Spent the season with Albuquerque before the Dodgers purchased his contract on Sept. 1 . . . had one hit in nine plate appearances with the Dodgers . . . Played winter ball for Licey in the Dominican Republic Winter League.

M.L. Career: 1987 - Dodgers purchased his contract on June 1 when Mike Scioscia was sidelined for 15 days with injury. . . Caught in just one game - June 7 at Cincinnati - and was outrighted to Albuquerque on June 16 . . . Dodgers purchased his contract again on Oct. 23 to return him to major league roster . . . Played winter baseball for Licey.

1985: Saw action in Los Angeles for the third straight season . . . Played in six games down the stretch, allowing the Dodgers'

catching corps to be well rested entering postseason play.

1984: Recalled in Sept. and saw limited action, catching in two games.

1983: Recalled on June 10 due to an injury to Mike Scioscia . . . Doubled for first major league hit on June 22 off Eric Show . . . At the time, he was the youngest player in the majors at 19.

Minor League Notes: 1987 - Catcher and first baseman for Pacific Coast League champion Albuquerque . . . Had 25 hits in 61 at-bats (.426) April 20 - May 22. **1986** - Reyes spent his second full season as catcher for the Albuquerque Dukes and appeared in 104 games. **1985** - Spent most of the season with Albuquerque, collecting six homers and 54 RBI. **1984** - At San Antonio, Reyes

earned selection to the Topps National Association AA All-Star team... Finished 6th in the league in average and 7th in RBI... Led all Texas League catchers in every fielding category. 1983 - Opened the season at San Antonio and was recalled by the Dodgers on June 10. 1982 - Gained notice after his season at Lodi in the Califor-

nia League, when he was converted to catcher for his strong throwing arm... Originally signed as a first baseman-third baseman... Caught 127 games behind the plate.

Personal: Attended San Martin de Porres High School... Wife's name is Maribel and they were married on Oct. 12, 1984.

Gilberto (Polanco) Reyes

| Year | Club | Avg. | G | AB | R | H | 2B | 3B | HR | RBI | BB | SO | SB |
|-------------------|-------------|------|-----|-----|----|-----|----|----|----|-----|----|----|----|
| 1980 | Lethbridge | .182 | 6 | 11 | 0 | 2 | 0 | 0 | 0 | 0 | 2 | 5 | 0 |
| 1981 | Vero Beach | .207 | 21 | 58 | 3 | 12 | 3 | 0 | 1 | 6 | 4 | 20 | 0 |
| | Lethbridge | .258 | 44 | 155 | 28 | 40 | 9 | 0 | 6 | 24 | 15 | 29 | 1 |
| 1982 | Lodi | .281 | 127 | 424 | 65 | 119 | 18 | 1 | 15 | 55 | 39 | 74 | 5 |
| 1983 | San Antonio | .282 | 33 | 124 | 10 | 35 | 7 | 0 | 1 | 16 | 3 | 18 | 0 |
| | Albuquerque | .306 | 20 | 62 | 8 | 19 | 1 | 2 | 2 | 15 | 2 | 13 | 0 |
| | Los Angeles | .161 | 19 | 31 | 1 | 5 | 2 | 0 | 0 | 0 | 0 | 5 | 0 |
| 1984 | San Antonio | .303 | 120 | 433 | 55 | 131 | 16 | 2 | 10 | 78 | 29 | 50 | 1 |
| | Los Angeles | .000 | 4 | 5 | 0 | 0 | 0 | 0 | 0 | 0 | 0 | 3 | 0 |
| 1985 | Albuquerque | .265 | 111 | 366 | 35 | 97 | 20 | 0 | 6 | 54 | 15 | 74 | 0 |
| | Los Angeles | .000 | 6 | 1 | 0 | 0 | 0 | 0 | 0 | 0 | 1 | 1 | 0 |
| 1986 | Albuquerque | .229 | 104 | 306 | 36 | 70 | 13 | 1 | 7 | 36 | 23 | 54 | 1 |
| 1987 | Albuquerque | .272 | 89 | 265 | 42 | 72 | 18 | 2 | 5 | 46 | 30 | 58 | 0 |
| 1988 | Albuquerque | .292 | 98 | 318 | 40 | 93 | 14 | 0 | 12 | 66 | 28 | 63 | 2 |
| | Los Angeles | .111 | 5 | 9 | 1 | 1 | 0 | 0 | 0 | 0 | 0 | 3 | 0 |
| ML Totals-4 years | | .130 | 34 | 46 | 2 | 6 | 2 | 0 | 0 | 0 | 1 | 12 | 0 |

GW-RBI: 1983-0, 1984-0, 1985-0, 1987-0. Total-0.

vs. NATIONAL LEAGUE

| | 1988 | | | | | Career | | | | |
|---------------------|--------|----|---|----|-----|------------------------------------------------------------------------------------------------------------------------------------------------------------------------------------|----|---|----|-----|
| | Avg. | AB | H | HR | RBI | Avg. | AB | H | HR | RBI |
| vs. West | | | | | | | | | | |
| Atlanta | - | - | - | - | - | .000 | 2 | 0 | 0 | 0 |
| Cincinnati | - | - | - | - | - | .000 | 4 | 0 | 0 | 0 |
| Houston | - | - | - | - | - | .000 | 1 | 0 | 0 | 0 |
| San Diego | .143 | 7 | 1 | 0 | 0 | .167 | 12 | 2 | 0 | 0 |
| San Francisco | .000 | 2 | 0 | 0 | 0 | .000 | 7 | 0 | 0 | 0 |
| West Total | .111 | 9 | 1 | 0 | 0 | .077 | 26 | 2 | 0 | 0 |
| Chicago | - | - | - | - | - | .000 | 6 | 0 | 0 | 0 |
| Montreal | - | - | - | - | - | - | - | - | - | - |
| New York | .000 | 0 | 0 | 0 | 0 | .000 | 0 | 0 | 0 | 0 |
| Philadelphia | - | - | - | - | - | - | - | - | - | - |
| Pittsburgh | - | - | - | - | - | .273 | 11 | 3 | 0 | 0 |
| St. Louis | - | - | - | - | - | .333 | 3 | 1 | 0 | 0 |
| East Total | .000 | 0 | 0 | 0 | 0 | .200 | 20 | 4 | 0 | 0 |
| 1988 Totals | .111 | 9 | 1 | 0 | 0 | .130 | 46 | 6 | 0 | 0 |
| Home | .000 | 5 | 0 | 0 | 0 | REYES' BEST Season Avg.: .161 in 1983 Hits: 5 in 1983 Game Most Hits: 2, July 8, 1985 vs. Pittsburgh Most RBI: None Most HR: None | | | | |
| Away | .250 | 4 | 1 | 0 | 0 | | | | | |
| Day | .000 | 0 | 0 | 0 | 0 | | | | | |
| Night | .111 | 9 | 1 | 0 | 0 | | | | | |
| 1st Half | - | - | - | - | - | | | | | |
| 2nd Half | .111 | 9 | 1 | 0 | 0 | | | | | |
| vs. RHP | .200 | 5 | 1 | 0 | 0 | | | | | |
| vs. LHP | .000 | 4 | 0 | 0 | 0 | | | | | |
| Pinch-Hit | .000 | 1 | 0 | 0 | 0 | | | | | |
| In April | - | - | - | - | - | | | | | |
| May | - | - | - | - | - | | | | | |
| June | - | - | - | - | - | | | | | |
| July | - | - | - | - | - | | | | | |
| August | - | - | - | - | - | | | | | |
| Sept.-Oct. | .111 | 9 | 1 | 0 | 0 | | | | | |
| Longest Streak 1988 | 1 game | | | | | | | | | |

| Year | IBB | HP | SF | SH | ADDITIONAL BATTING STATISTICS | | Year | IBB | HP | SF | SH | CS | TB |
|------|-----|----|----|----|-------------------------------|----|-----------|-----|----|----|----|----|----|
| | | | | | CS | TB | | | | | | | |
| 1983 | 0 | 1 | 0 | 0 | 0 | 7 | 1987 | 0 | 0 | 0 | 0 | 0 | 0 |
| 1984 | 0 | 0 | 0 | 0 | 0 | 0 | 1988 | 0 | 0 | 0 | 0 | 0 | 1 |
| 1985 | 0 | 1 | 0 | 0 | 0 | 0 | ML Totals | | 0 | 2 | 0 | 0 | 8 |

REYES' CAREER TRANSACTIONS

Signed as a free agent by Los Angeles on January 15, 1980, by Ralph Avila.

**MIKE SCIOSCIA**

Catcher 14

Birth date: November 27, 1958

Birthplace: Upper Darby, PA

Bats: Left Throws: Right

Height: 6-2 Weight: 223

M.L. Service: 8 years and 116 days

How Obtained: Dodgers' #1 selection in June, 1976 Free Agent Draft

1988 Notes: Put together another solid year behind the plate, batting .257 overall with three home runs and 35 RBI . . . His biggest hit of 1988 was most likely on a Sunday night in postseason play when he hit a two-run homer in the 9th inning off Doc Gooden on October 4 in Game 4 of the NLCS . . . The home run tied the score at 4-4 and the Dodgers would go on to win 5-4 on Gibson's 12th inning blast . . . Was impressive behind the plate, throwing out 38-of-111 runners . . . He totalled 818 chances behind the plate, 3rd most in the N.L. . . Committed just nine errors for a .991 fielding percentage . . . Started the campaign as the top hitter in the N.L., batting .404 (21-for-52) and at one point had a season high nine-game hitting streak . . . Was 3-for-3 on April 23 vs. San Francisco and scored a season high three runs . . . Saw his average dip below the .300 mark on the last day of May (.291) and hit .220 for the month . . . Saw his average climb to .308 in the Houston series (June 6-8) but three games later his average would dip below .300 for good . . . Still was a consistent hitter, totalling 23 multiple-hit games and had three or more hits seven times . . . Hit his first home run on May 25 at Philadelphia and his second big HR came on June 27 at Hous-

ton . . . Both homers were game winning RBI . . . Final game-winning two-run homer in the regular season was Sept. 13 vs. the Braves, his first HR at Dodger Stadium . . . Batted .290 before the All-Star break and just .215 in the second half with one home run and nine RBI . . . Had 12 intentional walks, second on team behind Kirk Gibson's 14 . . . Collected hit number 100 on Sept. 17 vs. the Reds, his third 100 plus hit season out of the last four . . . Made his first career pinch-running appearance Sept. 30 vs. the Giants, replacing Steve Sax at first . . . Struck out just 12 times in 408 at-bats or one every 34.0 at-bats . . . Fifth straight season he has played 100 or more games . . . Played in 129 games and started 115 at catcher . . . Suffered a knee injury in Game 4 of the World Series . . . Had arthroscopic surgery in the off-season for partial removal of torn medial meniscus in right knee.

M.L. Career: 1987 - Played in a career high 142 games and batted .265 with six homers and 38 RBI . . . Set career highs with 461 at-bats and seven stolen bases and tied a career best 26 doubles . . . Struck out just 23 times in 461 at-bats . . . Was on the DL from June 1-16 with a fractured middle finger on left hand when struck by a pitch

during batting practice . . . Matched career high with four hits April 21 at San Francisco.

1986 - Hit .251 on the year in 122 games . . . Injuries hampered him and was placed on the DL from June 10 - July 15 with torn membrane in right ankle while blocking the plate.

1985 - Became the Dodgers' regular catcher after platooning with Steve Yeager for four-plus years and he enjoyed one of his best seasons . . . Batted a career high .296 (full season) in 141 games and posted career bests with 47 runs, 127 hits, 26 doubles, three triples, seven home runs, 53 RBI and 77 walks . . . Missed becoming the first Dodger catcher to hit .300 since Roy Campanella in 1955 . . . Led the team with a .324 clip with runners in scoring position.

1984 - It was the comeback year for Scioscia, rebounding from a career threatening injury to bat .273 in 114 games . . . had a career high eight GWRBI . . . Tossed out 39 percent of would be stealers . . . Led the club with a .328 runners in scoring position average . . . Missed 100 hits for the season by seven.

1983 - Season ended on May 14 in San Diego when he suffered a slight tear to the rotator cuff in his right shoulder while throwing out Alan Wiggins at second base . . . Spent the remainder of 1983 rehabilitating the shoulder with Dodger therapist Pat Screnar . . . Served as team's press box coach, positioning the defense as the "eye in the sky" . . . Batted .314 in 12 games.

1982 - Hit a career low .219 in his second full season with the Dodgers . . . Played in 129 games and had five home runs and 38 RBI.

1981 - First full season with the Dodgers and batted an impressive .276 in 93 games . . . Flirted with the .300 mark for most of the season . . . Had a career high 11-game hitting streak . . . Hit a home run in Game 1 of the NLCS vs. the Expos.

1980 - Was an up and down player in 1980, meaning he travelled quite a bit from Albuquerque to Los Angeles . . . In all, he would play 54 games for the Dodgers and bat .254 with one home run and eight RBI . . . First big league hit was April 20 vs. Houston in his first at-bat (double) . . . First home run was July 6 vs. San Francisco off John Montefusco.

Minor League Notes: 1980 - Batted .331 in Albuquerque, appearing in just 52 games . . . Was called up to Los Angeles where he batted .254 in 54 games. 1979 - Hit a minor league high .336 for the Dukes in 143 games . . . Had three homers and 68 RBI . . . Led the Pacific Coast League with 19 double plays. 1978 - Hit .299 in the Texas League with San Antonio in 58 games . . . Led all catchers with 12 double plays. 1977 - Batted .253 with Clinton and appeared in 121 games. 1976 - First year in the minors and hit .278 with Bellingham in 46 games.

Personal: Graduated from Springfield High School in Pennsylvania where he played football, basketball and baseball . . . Earned

PLAYOFF SERIES RESULTS

There have been seven playoff series in Major League history and the Dodgers have been involved in all five in the National League. The results of all playoffs:

| Year | Date | Results |
|------|----------|--------------------------------|
| 1946 | Oct. 1 | St. Louis 4, Brooklyn 2 |
| | Oct. 3 | St. Louis 8, Brooklyn 4 |
| 1948 | Oct. 4 | Cleveland 8, Boston 3 |
| | Oct. 1 | New York 3, Brooklyn 1 |
| 1951 | Oct. 2 | Brooklyn 10, New York 0 |
| | Oct. 3 | New York 5, Brooklyn 4 |
| | Sept. 28 | Los Angeles 3, Milwaukee 2 |
| 1959 | Sept. 29 | Los Angeles 6, Milwaukee 5 |
| | Oct. 1 | San Francisco 8, Los Angeles 0 |
| | Oct. 2 | Los Angeles 8, San Francisco 7 |
| 1962 | Oct. 3 | San Francisco 6, Los Angeles 4 |
| | Oct. 2 | New York 5, Boston 4 |
| 1978 | Oct. 2 | New York 5, Boston 4 |
| 1980 | Oct. 6 | Houston 7, Los Angeles 1 |

Player of the Year honors in baseball in 1975 and 1976 for all-area and All-Delaware County... From 1974 to 1976 was All-Suburban and All-Delaware County... Was

also all-area in football in 1975 and 1976... likes to play guitar... Was married on January 26, 1985... He and his wife, Anne, have a son Matthew (9-20-88).

Michael Lorri Scioscia

| Year | Club | Avg. | G | AB | R | H | 2B | 3B | HR | RBI | BB | SO | SB |
|-------------------|-------------|------|-----|------|-----|-----|-----|----|----|-----|-----|-----|----|
| 1976 | Bellingham | .278 | 46 | 151 | 25 | 42 | 6 | 0 | 7 | 26 | 36 | 22 | 2 |
| 1977 | Clinton | .253 | 121 | 364 | 58 | 92 | 20 | 1 | 7 | 44 | 79 | 25 | 9 |
| 1978 | San Antonio | .299 | 58 | 204 | 29 | 61 | 16 | 0 | 2 | 34 | 31 | 20 | 3 |
| 1979 | Albuquerque | .336 | 143 | 461 | 80 | 155 | 34 | 0 | 3 | 68 | 73 | 33 | 5 |
| 1980 | Albuquerque | .331 | 52 | 160 | 33 | 53 | 11 | 1 | 3 | 33 | 36 | 13 | 3 |
| | Los Angeles | .254 | 54 | 134 | 8 | 34 | 5 | 1 | 1 | 8 | 12 | 9 | 1 |
| 1981 | Los Angeles | .276 | 93 | 290 | 27 | 80 | 10 | 0 | 2 | 29 | 36 | 18 | 0 |
| 1982 | Los Angeles | .219 | 129 | 365 | 31 | 80 | 11 | 1 | 5 | 38 | 44 | 31 | 2 |
| 1983 | Los Angeles | .314 | 12 | 35 | 3 | 11 | 3 | 0 | 1 | 7 | 5 | 2 | 0 |
| 1984 | Los Angeles | .273 | 114 | 341 | 29 | 93 | 18 | 0 | 5 | 38 | 52 | 26 | 2 |
| 1985 | Los Angeles | .296 | 141 | 429 | 47 | 127 | 26 | 3 | 7 | 53 | 77 | 21 | 3 |
| 1986 | Los Angeles | .251 | 122 | 374 | 36 | 94 | 18 | 1 | 5 | 26 | 62 | 23 | 3 |
| 1987 | Los Angeles | .265 | 142 | 461 | 44 | 122 | 26 | 1 | 6 | 38 | 55 | 23 | 7 |
| 1988 | Los Angeles | .257 | 129 | 408 | 29 | 105 | 18 | 0 | 3 | 35 | 38 | 12 | 0 |
| ML Totals-9 years | | .263 | 936 | 2837 | 254 | 746 | 135 | 7 | 35 | 272 | 381 | 165 | 18 |

GW-RBI: 1980-0, 1981-5, 1982-4, 1983-1, 1984-8, 1985-4, 1986-3, 1987-2, 1988-4. Total-31.

vs. NATIONAL LEAGUE

| | 1988 | | | | | Career | | | | |
|---------------------|-----------------|-----|-----|----|-----|-------------------------------------------------------------------------------------------------------------------------------------------------------------------------------------------------------------------------------------------------------------------------------------------------------------------------------|------|-----|----|-----|
| | Avg. | AB | H | HR | RBI | Avg. | AB | H | HR | RBI |
| vs. West | | | | | | | | | | |
| Atlanta | .209 | 43 | 9 | 1 | 5 | .322 | 339 | 109 | 7 | 36 |
| Cincinnati | .351 | 37 | 13 | 0 | 6 | .252 | 325 | 82 | 2 | 29 |
| Houston | .229 | 48 | 11 | 1 | 3 | .202 | 317 | 64 | 2 | 26 |
| San Diego | .275 | 40 | 11 | 0 | 3 | .259 | 259 | 67 | 5 | 29 |
| San Francisco | .372 | 43 | 16 | 0 | 6 | .286 | 353 | 101 | 8 | 41 |
| West Total | .284 | 211 | 60 | 2 | 23 | .266 | 1593 | 423 | 24 | 161 |
| vs. East | | | | | | | | | | |
| Chicago | .194 | 31 | 6 | 0 | 1 | .309 | 210 | 65 | 2 | 23 |
| Montreal | .154 | 39 | 6 | 0 | 0 | .226 | 243 | 55 | 3 | 15 |
| New York | .167 | 30 | 5 | 0 | 1 | .250 | 196 | 49 | 2 | 15 |
| Philadelphia | .270 | 37 | 10 | 1 | 4 | .274 | 208 | 57 | 2 | 15 |
| Pittsburgh | .303 | 33 | 10 | 0 | 3 | .255 | 192 | 49 | 1 | 23 |
| St. Louis | .296 | 27 | 8 | 0 | 3 | .246 | 195 | 48 | 1 | 20 |
| East Total | .228 | 197 | 45 | 1 | 12 | .260 | 1244 | 323 | 11 | 111 |
| 1988 Totals | .257 | 408 | 105 | 3 | 35 | .263 | 2837 | 746 | 35 | 272 |
| Home | .264 | 208 | 55 | 1 | 20 | SCIOSCIA'S BEST Season Avg.: .296 in 1985 Hits: 127 in 1985 HR: 7 in 1985 RBI: 53 in 1985 Game Most Hits: 4 (4 times), last time, April 21, 1987 at San Francisco Most RBI: 4, May 6, 1983 vs. St. Louis Most HR: 1 (35 times), last time, September 13, 1988 vs. Atlanta | | | | |
| Away | .250 | 200 | 50 | 2 | 15 | | | | | |
| Day | .264 | 121 | 32 | 0 | 7 | | | | | |
| Night | .254 | 287 | 73 | 3 | 28 | | | | | |
| 1st Half | .289 | 225 | 65 | 2 | 24 | | | | | |
| 2nd Half | .219 | 183 | 40 | 1 | 11 | | | | | |
| vs. RHP | .261 | 330 | 86 | 3 | 27 | | | | | |
| vs. LHP | .244 | 78 | 19 | 0 | 8 | | | | | |
| Pinch-Hit | .143 | 7 | 1 | 0 | 1 | | | | | |
| In April | .404 | 52 | 21 | 0 | 10 | | | | | |
| May | .220 | 82 | 18 | 1 | 5 | | | | | |
| June | .253 | 75 | 19 | 1 | 8 | | | | | |
| July | .254 | 63 | 16 | 0 | 4 | | | | | |
| August | .221 | 86 | 19 | 0 | 4 | | | | | |
| Sept.-Oct. | .240 | 50 | 12 | 1 | 4 | | | | | |
| Longest Streak 1988 | 9 games | | | | | | | | | |
| Career | 11 games (1981) | | | | | | | | | |

DIVISION SERIES STATISTICS

| Year | Club, Opp. | Avg. | G | AB | R | H | 2B | 3B | HR | RBI | BB | SO | SB |
|------|---------------|------|---|----|---|---|----|----|----|-----|----|----|----|
| 1981 | L.A. vs. Hst. | .154 | 4 | 13 | 0 | 2 | 0 | 0 | 0 | 1 | 1 | 2 | 0 |

LEAGUE CHAMPIONSHIP SERIES STATISTICS

| Year | Club, Opp. | Avg. | G | AB | R | H | 2B | 3B | HR | RBI | BB | SO | SB |
|------------|-----------------|------|----|----|---|----------------|----|----|----|-----|----|----|----|
| 1981 | L.A. vs. Mtl. | .133 | 5 | 15 | 1 | 2 | 0 | 0 | 1 | 1 | 2 | 1 | 0 |
| 1983 | L.A. vs. Phil. | | | | | (did not play) | | | | | | | |
| 1985 | L.A. vs. St. L. | .250 | 6 | 16 | 2 | 4 | 0 | 0 | 0 | 1 | 4 | 0 | 0 |
| 1988 | L.A. vs. Mets | .364 | 7 | 22 | 3 | 8 | 1 | 0 | 1 | 2 | 1 | 2 | 0 |
| LCS Totals | | .264 | 18 | 53 | 6 | 14 | 1 | 0 | 2 | 4 | 7 | 3 | 0 |

WORLD SERIES STATISTICS

| Year | Club, Opp. | Avg. | G | AB | R | H | 2B | 3B | HR | RBI | BB | SO | SB |
|-----------|---------------|------|---|----|---|---|----|----|----|-----|----|----|----|
| 1981 | L.A. vs. N.Y. | .250 | 3 | 4 | 1 | 1 | 0 | 0 | 0 | 0 | 1 | 0 | 0 |
| 1988 | L.A. vs. Oak. | .214 | 4 | 14 | 0 | 3 | 0 | 0 | 0 | 1 | 0 | 2 | 0 |
| WS Totals | | .222 | 7 | 18 | 1 | 4 | 0 | 0 | 0 | 1 | 1 | 2 | 0 |

ADDITIONAL BATTING STATISTICS

| Year | IBB | HP | SF | SH | CS | TB | Year | IBB | HP | SF | SH | CS | TB |
|------|-----|----|----|----|----|-----|-----------|-----|----|----|----|----|------|
| 1980 | 2 | 0 | 1 | 5 | 0 | 44 | 1985 | 9 | 5 | 3 | 11 | 3 | 180 |
| 1981 | 8 | 1 | 4 | 4 | 2 | 96 | 1986 | 4 | 3 | 4 | 6 | 3 | 129 |
| 1982 | 11 | 1 | 4 | 5 | 0 | 108 | 1987 | 9 | 1 | 2 | 4 | 4 | 168 |
| 1983 | 1 | 0 | 0 | 0 | 0 | 17 | 1988 | 12 | 0 | 3 | 3 | 3 | 132 |
| 1984 | 10 | 1 | 4 | 1 | 1 | 126 | ML Totals | 66 | 12 | 25 | 39 | 16 | 1000 |

SCIOSCIA'S CAREER TRANSACTIONS

Selected by the Los Angeles Dodgers in 1st round of free agent draft, June 8, 1976; signed on July 12, 1976 by John O'Neil.



RAY SEARGE

Left-handed pitcher 59

Birth date: May 1, 1955

Birthplace: Freeport, NY

Bats: Both **Throws:** Left

Height: 6-1 **Weight:** 180

M.L. Service: 3 years and 75 days

How Obtained: Signed as a free agent, April 5, 1988.

1988 Notes: Was nearly untouchable in June for Albuquerque, picking up four saves while allowing only three hits and one earned run in 13 innings (0.69 ERA) over 12 appearances . . . Pitched five consecutive shutout appearances Aug. 17-26, registering one win and allowing just six hits and two walks while striking out eight . . . Played winter ball for Licey in Dominican Republic Winter League.

1987 - Spent all but two weeks of the 1987 season with the Chicago White Sox . . . Led the White Sox

staff with 58 appearances and was the lone left-hander in the bullpen for most of the second half . . . Finished 2-3 with two saves . . . Longest outing was five innings . . . Did not allow an earned run in his first 10 innings . . . Also pitched six consecutive scoreless innings early in the season . . . By May 26, his ERA had dropped to 0.86 . . . June was not as kind, however, and his ERA for the month was 13.50 . . . Pitched well in July, not surrendering a run in his first eight appearances.

1986 - Opened the season with Milwaukee, optioned to Vancouver after 17 relief outings with the Brewers . . . Dealt to the White Sox in July for minor leaguers Al Jones and Tom Hartley . . . Finished the season as Chicago's top lefty in the bullpen . . . Made 29 appearances with the Sox and had a 0.62 ERA . . . Allowed just two earned runs in 29 innings . . . Primarily used as a set-up man.

1985 - Made 33 relief appearances with the Brewers . . . Averaged 8.5 strikeouts per nine innings pitched . . . Yielded only two home runs all season, none in his final 24.2 innings.

1984 - Began the year at Vancouver but joined the Brewers on Aug. 2 . . . Did not allow a run in 12 Sept. outings . . . Finished the year with 28 scoreless innings to tie a club mark.

1981 - Made major league debut with the Mets and earned his first big league victory and save in 26 outings.

Minor League Notes: 1987 - Had a brief three-game stint at Hawaii.

1986 - Was 2-0 with a 1.44 ERA in 20 relief outings at Vancouver.

1985 - Compiled a 2-0 mark and eight saves in 23 bullpen appearances at Vancouver. **1984** - Primarily used as a middle reliever . . . Was 6-3 with one save at Vancouver. **1983** - Traded to San Diego, Dec. 15, 1982 . . . Indians reacquired him March 28, 1983 and he spent the season at Char-

leston . . . Made 20 starts.

1982 - Traded to Cleveland prior to start of the season for shortstop Tom Veryzer . . . Spent the season at Charleston, Cleveland's Class AAA affiliate. **1981** - Was 2-0 with a 2.33 ERA and three saves at Tidewater before receiving first shot in the major leagues with the Mets. **1980** - Started the season at Jackson but was promoted to Tidewater after 14 appearances . . .

Combined for 91 strikeouts and 100 innings between the two clubs.

1979 - Had 10 wins and a strong 2.22 ERA in 42 relief appearances in 1979 at Arkansas of the Texas League. **1978** - Posted eight wins, four saves and a 2.78 ERA in 39 appearances at Gastonia in 1978.

1977 - Split his season between Johnson City and St. Petersburg, both Class A. **1976** - Broke into pro ball with the Cardinals' "Rookie" league affiliate at Sarasota.

Personal: Cardinals' #22 selection in the June, 1976 Free Agent Draft . . . A native of Freeport, NY, Seavage graduated Deer Park (NY) High in 1973 . . . Participated in baseball, basketball and cross country as a prep . . . Attended West Liberty State College in West Virginia where he played baseball . . . Enjoys scuba diving and fishing . . . Married to Vicki Allen on Aug. 5, 1979. Children are Raymond, Jr. (Oct. 16, 1980), Ryan (Nov. 23, 1982) and Robbie (April 25, 1988).

L.A. DODGER ONE-HITTERS

| Date | Pitcher | Club | Score | Hit by |
|----------------|-------------------------|------------------|-------|--------------------------|
| May 23, 1960 | Sandy Koufax | at Pittsburgh | 1-0 | Daniels, single in 2nd |
| Aug. 4, 1963 | J. Podres - L. Sherry | at Houston | 4-0 | Temple, single in 9th |
| May 25, 1965 | Don Drysdale | St. Louis | 2-0 | Flood, single in 1st |
| June 17, 1965 | Claude Osteen | San Francisco | 3-0 | Hiatt, single in 2nd |
| June 20, 1965 | Sandy Koufax | New York | 2-1 | Hickman, homer in 5th |
| Aug. 4, 1968 | Mike Kekich | New York | 2-0 | Swoboda, single in 7th |
| May 1, 1969 | Don Sutton | at San Francisco | 5-0 | Davenport, double in 8th |
| June 19, 1971 | Don Sutton | Houston | 4-0 | Wynn, double in 6th |
| May 9, 1974 | Don Sutton | at San Diego | 6-0 | Grubb, single in 2nd |
| May 15, 1975 | Don Sutton | Cincinnati | 3-1 | Bench, homer in 7th |
| Aug. 18, 1977 | Don Sutton | San Francisco | 7-0 | Hill, single in 8th |
| May 11, 1979 | Doug Rau | Montreal | 7-0 | Speier, single in 8th |
| May 29, 1980 | Bob Welch | Atlanta | 3-0 | Blanks, single in 4th |
| April 21, 1982 | Jerry Reuss | Houston | 6-0 | A. Howe, double in 1st |
| April 29, 1982 | Burt Hooton | Philadelphia | 4-0 | DeJesus, single in 4th |
| June 11, 1982 | Jerry Reuss | Cincinnati | 11-1 | E. Milner, double in 1st |
| June 1, 1983 | Bob Welch | Philadelphia | 1-0 | Hayes, single in 4th |
| April 27, 1984 | Rick Honeycutt | at San Diego | 1-0 | Salazar, single in 4th |
| April 26, 1985 | Orel Hershiser | San Diego | 2-0 | Gwynn, single in 4th |
| July 23, 1985 | Orel Hershiser | Pittsburgh | 6-0 | Thompson, single in 2nd |
| Aug. 2, 1986 | A. Pena - T. Niedenfuer | Cincinnati | 7-1 | Milner, homer in 6th |
| Oct. 1, 1987 | Bob Welch | San Francisco | 7-0 | Aldrete, single in 6th |
| May 25, 1988 | Tim Lary | at Philadelphia | 4-0 | Daulton, single in 3rd |

Last combined one-hitter vs. Dodgers - May 1, 1988 vs. St. Louis by John Tudor and Scott Terry, 9-0. (Gibson singled in 7th).

Ray Mark Searage

| Year | Club | W-L | ERA | G | GS | CG | SHO | SV | IP | H | R | ER | BB | SO |
|-----------|----------------|------|------|-----|----|----|-----|----|-------|-----|----|----|-----|-----|
| 1976 | Sarasota | 1-3 | 4.22 | 11 | 5 | 0 | 0 | 4 | 24.0 | 24 | 17 | 15 | 22 | 31 |
| 1977 | Johnson City | 3-2 | 4.83 | 8 | 5 | 2 | 0 | 1 | 41.0 | 38 | 23 | 22 | 21 | 27 |
| | St. Petersburg | 0-0 | 2.84 | 13 | 0 | 0 | 0 | 2 | 19.0 | 111 | 7 | 6 | 12 | 12 |
| 1978 | Gastonia | 8-3 | 2.78 | 39 | 6 | 0 | 0 | 4 | 110.0 | 86 | 40 | 34 | 68 | 86 |
| 1979 | Arkansas | 10-4 | 2.22 | 42 | 0 | 0 | 0 | 3 | 89.0 | 73 | 27 | 22 | 46 | 63 |
| 1980 | Jackson | 4-5 | 3.34 | 14 | 10 | 2 | 1 | 0 | 70.0 | 54 | 32 | 26 | 26 | 71 |
| | Tidewater | 1-0 | 6.90 | 19 | 0 | 0 | 0 | 2 | 30.0 | 35 | 24 | 23 | 20 | 20 |
| 1981 | Tidewater | 2-0 | 2.33 | 18 | 0 | 0 | 0 | 3 | 27.0 | 29 | 10 | 7 | 13 | 23 |
| | New York (NL) | 1-0 | 3.65 | 26 | 0 | 0 | 0 | 1 | 37.0 | 34 | 16 | 15 | 17 | 16 |
| 1982 | Charleston | 2-7 | 4.89 | 38 | 9 | 0 | 0 | 3 | 114.0 | 112 | 73 | 62 | 87 | 87 |
| 1983 | Charleston | 7-7 | 5.64 | 31 | 20 | 2 | 2 | 1 | 134.0 | 146 | 94 | 84 | 76 | 77 |
| 1984 | Vancouver | 6-3 | 3.07 | 33 | 5 | 0 | 0 | 1 | 76.1 | 62 | 29 | 26 | 44 | 59 |
| | Milwaukee | 2-1 | 0.70 | 21 | 0 | 0 | 0 | 6 | 38.1 | 20 | 3 | 3 | 16 | 29 |
| 1985 | Milwaukee | 1-4 | 5.92 | 33 | 0 | 0 | 0 | 1 | 38.0 | 54 | 27 | 25 | 24 | 36 |
| | Vancouver | 2-0 | 2.42 | 23 | 0 | 0 | 0 | 8 | 26.0 | 22 | 10 | 7 | 12 | 31 |
| 1986 | Milwaukee | 0-1 | 6.95 | 17 | 0 | 0 | 0 | 1 | 22.0 | 29 | 17 | 17 | 9 | 10 |
| | Vancouver | 2-0 | 1.44 | 20 | 0 | 0 | 0 | 7 | 25.0 | 12 | 5 | 4 | 8 | 20 |
| | White Sox | 1-0 | 0.62 | 29 | 0 | 0 | 0 | 0 | 29.0 | 15 | 3 | 2 | 19 | 26 |
| 1987 | White Sox | 2-3 | 4.20 | 58 | 0 | 0 | 0 | 2 | 55.2 | 56 | 28 | 26 | 24 | 33 |
| | Hawaii | 0-1 | 3.68 | 3 | 1 | 0 | 0 | 1 | 7.1 | 6 | 5 | 3 | 3 | 5 |
| 1988 | Albuquerque | 2-3 | 5.10 | 51 | 0 | 0 | 0 | 8 | 60.0 | 62 | 39 | 34 | 25 | 58 |
| AL Totals | | 6-9 | 3.59 | 158 | 0 | 0 | 0 | 10 | 183.0 | 174 | 78 | 73 | 92 | 134 |
| NL Totals | | 1-0 | 3.65 | 26 | 0 | 0 | 0 | 1 | 37.0 | 34 | 16 | 15 | 17 | 16 |
| ML Totals | | 7-9 | 3.60 | 184 | 0 | 0 | 0 | 11 | 220.0 | 208 | 94 | 88 | 109 | 150 |

SEARAGE'S CAREER TRANSACTIONS

Selected by the St. Louis Cardinals in 22nd round of free agent draft in June, 1976.

Traded to the New York Mets for Jody Davis, December 10, 1979.

Traded to the Cleveland Indians for shortstop Tom Veryzer, January 8, 1982.

Traded to the San Diego Padres on a conditional basis for a player to be named later, December 15, 1982.

Returned to the Cleveland Indians on March 28, 1983.

Signed as a free agent by Vancouver (Milwaukee Brewers), November 4, 1983.

Loaned to Buffalo (Chicago White Sox), July 17, 1986.

Returned to Vancouver (Milwaukee Brewers), July 23, 1986.

Traded to the Chicago White Sox for pitcher Al Jones and outfielder Tom Hartley, July 23, 1986.

Signed as a free agent by the Los Angeles Dodgers, April 5, 1988.

SEARAGE'S GAME HIGHS

Pitching - Game

SO: 4

Last time: August 30, 1986 vs. Texas

Winning Streak: 2

Pitching - Season

Wins: 2 in 1984 and 1987

ERA: 0.70 in 1984

SV: 6 in 1984

IP: 55.2 in 1987

SO: 36 in 1985 and 1986

THE LAST TIME IT HAPPENED

Steal Home . . . Steve Sax, vs. Chicago, June 29, 1984. **Inside-The-Park-Home-Run** . . . Steve Sax, vs. Pittsburgh, May 2, 1988.

(Dodgers had two in one game - June 11, 1972 vs. Pittsburgh by

Manny Mota and Willie Davis). **Two Grand Slams in a game** . . .

Pedro Guerrero and Mariano Duncan at Montreal, August 23,

1985. **Back-To-Back Pinch-Hit Home Runs** . . . Willie Crawford

and Lee Lacy vs. St. Louis, 9th inning, July 23, 1975. **Had a No-**

Hitter . . . Jerry Reuss at San Francisco, June 27, 1980 (8-0). **No-**

Hitter vs. Dodgers . . . Tom Browning (Cincinnati Reds) at

Cincinnati, September 16, 1988 (was a perfect game). **Triple Play**

. . . Eugene Hermanski-Jackie Robinson-Gil Hodges, vs. Boston

Braves, April 26, 1949. **Triple Play vs. Dodgers** . . . Houston

Astros, September 15, 1987 at L.A., 4th inning. Phil Garner lined

into it: Bill Doran-Craig Reynolds-Glenn Davis.



MIKE SHARPERSON

Infielder 27

Birth date: October 4, 1961

Birthplace: Orangeburg, SC

Bats: Right **Throws:** Right

Height: 6-3 **Weight:** 185

M.L. Service: 1 year and 4 days

How Obtained: Traded to Dodgers from Toronto for pitcher Juan Guzman, September 21, 1987

1988 Notes: Appeared in 46 games and batted .271 with the Dodgers . . . Was recalled from Albuquerque on May 22 . . . Batted .750 (3-for-4) in May . . . Optioned back to Albuquerque on July 25 . . . Before being optioned, he started two games in June and appeared in 17 for the month and batted .308 . . . Had his only extra-base hit on June 16 vs. Atlanta . . . Saw action in five games in July . . . Was recalled on Aug. 18 and played in four games before being optioned to Bakersfield at the end of the month . . . One day later he was with the team in New York and appeared in 18 games in Sept. and batted .222 . . . Was 2-for-3 with a season high two RBI on Sept. 24 at San Francisco . . . Had three multi-hit games on the year . . . Was 3-for-22 (.136) as a pinch-hitter . . . Appeared as a starter in four games, two at second base and one each at third base and short-stop . . . Appeared in two NLCS games with one at-bat and one RBI.

M.L. Career: 1987-Obtained by Dodgers from Toronto Blue Jays on Sept. 21 for minor league pitcher Juan Guzman . . . Started 1987 season as starting second baseman for the Blue Jays and hit .208 with nine RBI in 32 games . . . Finished season with Syracuse of International League, where he played third base and hit .299 with five home runs and 26 RBI . . . Joined the Dodgers and started seven games at third base and three at second . . . Hit in seven of the 10 games . . . Had two hits, first as Dodger, in 3-1 win Sept. 26 vs. San Diego . . . Played winter baseball for Santurce of Puerto Rico Winter League.

Minor League Notes: 1988-Started the season at Albuquerque and batted .319 in 56 games . . . Joined the Dodgers on July 25, was sent back briefly and returned with L.A. on Aug. 18 . . . Was optioned to Bakersfield for one day to make room on the roster and returned with the expanded roster on Sept. 1. 1987-Was with Syracuse at mid-year and batted .299 in 88 games. 1986-Played the entire season at Syracuse and batted .289 in 133 games . . . Hit four home runs and totalled 45 RBI while stealing 17 bases . . . Named to International League All-Star team . . . Named Syracuse MVP. 1985-Led the International League second basemen in put-outs with 286 and total chances with 666 . . . Also led the league in triples (7), at-bats (535), hits (155) and runs (86) . . . Batted .289 (10th best) in 134 games . . . Minor League Player of Month in August 1984-Was named to the Southern League All-Star team after leading Knoxville in at-bats (542), runs (86), doubles (25) and triples (7) . . . Won the batting title with a .304 average, was the team MVP and was named Baseball America's A.L. top prospect. 1983-Played with Kingston of the Carolina League (A) where he batted .266 with five home runs and 41 RBI . . . On DL in Aug. and Sept. with broken right foot. 1982-Turned professional with Florence (A) of the South Atlantic League and hit .255 in 111 games with three home runs and 33 RBI.

Personal: Graduated from South De Kalb Junior College in 1981 . . . Was one of three players to be twice named as the R. Howard award winner as the Blue Jays'

minor league MVP . . . Was married on Jan. 5, 1984 . . . Wife's name

is Diane . . . They have a son, Michael Jr. (5-3-84).

Michael Tyrone Sharperson

| Year | Club | Avg. | G | AB | R | H | 2B | 3B | HR | RBI | BB | SO | SB |
|-------------------|-------------|------|-----|-----|----|-----|----|----|----|-----|----|----|----|
| 1982 | Florence | .255 | 111 | 326 | 51 | 83 | 16 | 1 | 3 | 33 | 59 | 59 | 28 |
| 1983 | Kinston | .266 | 90 | 361 | 55 | 96 | 8 | 1 | 5 | 41 | 39 | 65 | 20 |
| 1984 | Knoxville | .304 | 140 | 542 | 86 | 165 | 25 | 7 | 4 | 48 | 48 | 66 | 20 |
| 1985 | Syracuse | .289 | 134 | 535 | 86 | 155 | 19 | 7 | 1 | 59 | 71 | 75 | 14 |
| 1986 | Syracuse | .289 | 133 | 519 | 86 | 150 | 18 | 9 | 4 | 45 | 69 | 67 | 17 |
| 1987 | Toronto | .208 | 32 | 96 | 4 | 20 | 4 | 1 | 0 | 9 | 7 | 15 | 2 |
| | Syracuse | .299 | 88 | 338 | 67 | 101 | 21 | 5 | 5 | 26 | 40 | 41 | 13 |
| | Los Angeles | .273 | 10 | 33 | 7 | 9 | 2 | 0 | 0 | 1 | 4 | 5 | 0 |
| 1988 | Albuquerque | .319 | 56 | 210 | 55 | 67 | 10 | 2 | 0 | 30 | 31 | 25 | 19 |
| | Los Angeles | .271 | 46 | 59 | 8 | 16 | 1 | 0 | 0 | 4 | 1 | 12 | 0 |
| AL Totals-1 year | | .208 | 32 | 96 | 4 | 20 | 4 | 1 | 0 | 9 | 7 | 15 | 2 |
| NL Totals-2 years | | .272 | 56 | 92 | 15 | 25 | 3 | 0 | 0 | 5 | 5 | 17 | 0 |
| ML Totals-2 years | | .239 | 88 | 188 | 19 | 45 | 7 | 1 | 0 | 14 | 12 | 32 | 2 |

GW-RBI: 1987-0, 1988-0. Total-0.

vs. NATIONAL LEAGUE

| | 1988 | | | | | Career | | | | |
|---------------------|---------|----|----|----|-----|----------------------------------------------------------------------------------------------------------------------------------------------------------------------------------------------------------------------------------------------------------------|----|----|----|-----|
| | Avg. | AB | H | HR | RBI | Avg. | AB | H | HR | RBI |
| vs. West | | | | | | | | | | |
| Atlanta | .333 | 3 | 1 | 0 | 0 | .333 | 3 | 1 | 0 | 0 |
| Cincinnati | .111 | 9 | 1 | 0 | 0 | .111 | 9 | 1 | 0 | 0 |
| Houston | .000 | 4 | 0 | 0 | 0 | .167 | 12 | 2 | 0 | 0 |
| San Diego | .300 | 20 | 6 | 0 | 2 | .256 | 39 | 10 | 0 | 2 |
| San Francisco | .286 | 7 | 2 | 0 | 2 | .385 | 13 | 5 | 0 | 3 |
| West Total | .233 | 43 | 10 | 0 | 4 | .250 | 76 | 19 | 0 | 5 |
| Chicago | .000 | 3 | 0 | 0 | 0 | .000 | 3 | 0 | 0 | 0 |
| Montreal | 1.000 | 1 | 1 | 0 | 0 | 1.000 | 1 | 1 | 0 | 0 |
| New York | .375 | 8 | 3 | 0 | 0 | .375 | 8 | 3 | 0 | 0 |
| Philadelphia | .500 | 2 | 1 | 0 | 0 | .500 | 2 | 1 | 0 | 0 |
| Pittsburgh | .000 | 1 | 0 | 0 | 0 | .000 | 1 | 0 | 0 | 0 |
| St. Louis | 1.000 | 1 | 1 | 0 | 0 | 1.000 | 1 | 1 | 0 | 0 |
| East Total | .375 | 16 | 6 | 0 | 0 | .375 | 16 | 6 | 0 | 0 |
| 1988 Totals | .271 | 59 | 16 | 0 | 4 | .272 | 92 | 25 | 0 | 5 |
| Home | .148 | 27 | 4 | 0 | 2 | SHARPERSON'S BEST Season Avg.: .271 in 1988 Hits: 16 in 1988 RBI: 10 in 1987 Game Most Hits: 3, April 17, 1987 vs. Boston Most RBI: 2 (3 times), last time, September 24, 1988 at San Francisco Most HR: None | | | | |
| Away | .375 | 32 | 12 | 0 | 2 | | | | | |
| Day | .320 | 25 | 8 | 0 | 4 | | | | | |
| Night | .235 | 34 | 8 | 0 | 0 | | | | | |
| 1st Half | .344 | 32 | 11 | 0 | 2 | | | | | |
| 2nd Half | .185 | 27 | 5 | 0 | 2 | | | | | |
| vs. RHP | .297 | 37 | 11 | 0 | 1 | | | | | |
| vs. LHP | .227 | 22 | 5 | 0 | 3 | | | | | |
| Pinch-Hit | .136 | 22 | 3 | 0 | 2 | | | | | |
| In April | - | - | - | - | - | | | | | |
| May | .750 | 4 | 3 | 0 | 0 | | | | | |
| June | .308 | 26 | 8 | 0 | 2 | | | | | |
| July | .200 | 5 | 1 | 0 | 0 | | | | | |
| August | .000 | 4 | 0 | 0 | 0 | | | | | |
| Sept.-Oct. | .200 | 20 | 4 | 0 | 2 | | | | | |
| Longest Streak 1988 | 4 games | | | | | | | | | |

LEAGUE CHAMPIONSHIP SERIES STATISTICS

| Year | Club, Opp. | Avg. | G | AB | R | H | 2B | 3B | HR | RBI | BB | SO | SB |
|------|---------------|------|---|----|---|---|----|----|----|-----|----|----|----|
| 1988 | L.A. vs. Mets | .000 | 2 | 1 | 0 | 0 | 0 | 0 | 0 | 1 | 1 | 0 | 0 |

ADDITIONAL BATTING STATISTICS

| Year | IBB | HP | SF | SH | CS | TB | Year | IBB | HP | SF | SH | CS | TB |
|------|-----|----|----|----|----|----|-----------|-----|----|----|----|----|----|
| 1987 | 1 | 0 | 0 | 0 | 0 | 2 | 1988 | 0 | 1 | 1 | 2 | 1 | 17 |
| | | | | | | | ML Totals | 1 | 1 | 1 | 2 | 1 | 19 |

SHARPERSON'S CAREER TRANSACTIONS

Selected by the Pittsburgh Pirates in 41st round of free agent draft, June 5, 1979.
 Selected by the Montreal Expos in secondary phase of free agent draft, January 8, 1980.
 Selected by the Detroit Tigers in 4th round of free agent draft, January 13, 1981.
 Selected by the Toronto Blue Jays in secondary phase of free agent draft, June 8, 1981.
 Purchased by the Los Angeles Dodgers from the Syracuse Club of International League, September 21, 1987 in return of Juan Guzman's contract.



JOHN SHELBY

Outfielder 31

Birth date: February 23, 1958

Birthplace: Lexington, KY

Bats: Both **Throws:** Right

Height: 6-1 **Weight:** 175

M.L. Service: 6 years

How Obtained: Traded from Orioles with pitcher Brad Havens for pitcher Tom Niedenfur, May 22, 1987

1988 Notes: Batted .263 and set career highs in games (140), at-bats (494), runs (65), triples (6), walks (44) and strikeouts (128) . . . Also had a career best 12 GWRBI . . . Started 138 games in center field and made just six errors in 342 chances (.982) . . . Had seven assists . . . Started slowly in April, picking up his first hit five games into the season . . . Ended the month of April hitting .171 in 13 games . . . Was placed on the DL on April 19 with a strained abdominal muscle and missed 16 games . . . Was activated May 12 from the DL and went 0-for-4 that day vs. Pittsburgh . . . The next day would start his major league high 24-game hitting streak (May 14 - June 9) . . . During the streak, he hit .360 (32-for-89) with seven multi-hit games, two home runs and 12 RBI and raised his average from .167 to .291 . . . Hit his first home run on May 29 at Montreal and batted .357 in May with 10 extra-base hits, a .594 slugging percentage and a .425 on-base percentage . . . June was another productive month, hitting .317 which saw his average climb to a season high .313 on June 26 . . . Had four three-hit games and would total nine on the year . . . He hit safely in 21 of 28 games in June and had 17 RBI . . . Would bat .240 in July, .230 in Aug. and .225 in Sept. . . . Hit just .230 in second half of season . . . Had 29 multiple-hit games . . . Did not pinch-hit in 1988

. . . Had game-winning home run off Houston's Mike Scott in the 8th inning on Sept. 7 at Dodger Stadium . . . Had four RBI that same day which tied a career high . . . Hit a solo shot off Danny Darwin on Sept. 19 for the Dodgers' lone run in a 1-0 win . . . Batted .301 in the first 81 games . . . Hit .263 in both the day and night . . . Had 14 RBI vs. Houston in 1988 . . . Hit .309 in Dodger Stadium and just .221 on the road . . . Hit .315 with men in scoring position . . . Batted .167 in the NLCS with three RBI and was 4-for-18 (.222) in the World Series.

M.L. Career: 1987-First season with the Dodgers and batted .277 in 120 games . . . Started immediately in center field and was the top-ranked N.L. center fielder with his 21 home runs and was 8th in RBI with 69 . . . Hit his first N.L. home run May 26 vs. Montreal's Bob Sebra . . . Had 8th largest batting average increase in N.L. from his 1986 average (.228) to his .277, 1987 average . . . Had two, two-home run games giving him four in his career . . . Had an inside-the-park home run on June 6 in Cincinnati . . . Started the year in Baltimore and batted .188 in 21 games before heading to Rochester.

1986-Third full season with Orioles and hit .228 in 135 games . . . Started 89 games in center, 25 in left and 17 in right . . . Had first

two homer games on June 1 at California . . . Was second on the squad with 18 steals.

1985-Started the season in Rochester, but was called up and batted .283 (career high) in 69 games . . . He batted over .300 in three of four months and raised his average 74 points over 1984 mark . . . Had five stolen bases.

1984-Led the Orioles with 12 stolen bases and batted .209 in second full season with the Birds . . . Batted .333 as a pinch-hitter, tops on the squad.

1983-Batted .258 in his first full year with the Orioles and led the team with 15 stolen bases . . . Was second among A.L. rookies in stolen bases, trailing Julio Franco . . . Started the year with a .387 average in first 22 games . . . Had three assists Sept. 11 at New York, one shy of the major league record . . . Had game winning RBI in Game 4 of the World Series.

1982-Joined the Orioles on Sept. 1 and batted .314 during the pennant drive . . . Played in 26 of 32 games and was 4-for-8 in the final series of the season with Milwaukee to decide the A.L. championship . . . In that series he gunned down Bob Shube from center to keep their championship hopes alive . . . Was presented Clyde Klutzz Memorial Award for his great desire, dedication and loyalty to the game.

1981-Appeared in just seven games and went hitless.

Minor League Notes: 1987-Was briefly at Rochester, appearing in six games and batted .250 before being traded to the Dodgers.

1985-Started the season at Rochester and batted .286 in 52 games . . . Had eight home runs and 21 RBI. **1982**-Was selected on the International League All-Star team with Rochester . . . Batted .279 in 133 games and led the league in at-bats (548) while finishing 4th in hits (153) and total bases (237). **1981**-Started the season in Charlotte and batted .235 in 62 games . . . Was promoted to Rochester in June and batted .264 in 76 games . . . Led entire Orioles farm system in at-bats, doubles and triples . . . Made his major league debut in September. **1980**-Played for Charlotte and led the Southern League with 560 at-bats . . . Hit a club record 21-game hitting streak. **1979**-Batted .201 for Miami and tied for league high honors in assists with eight . . . Batted .201 in 132 games and .201 in his first year as a switch-hitter. **1978**-Started the season with Miami and batted .231 before hitting .282 with Bluefield in 64 games to close the year. **1977**-First year in the Orioles organization and he hit .256 in 60 games . . . Led the Appalachian League in assists (12).

Personal: Was a two-sport prep athlete at Lexington's Henry Clay High School . . . Played baseball (shortstop) and basketball and was an all-area performer . . . Played one year of baseball at Columbia (TN) State Community College . . . Was married on Sept. 27, 1980 . . . He and his wife Trina have two sons, John T. III (8-8-85) and Jeremy (8-14-87).

John T. Shelby

| Year | Club | Avg. | G | AB | R | H | 2B | 3B | HR | RBI | BB | SO | SB |
|------|-----------|------|-----|-----|----|-----|----|----|----|-----|----|-----|----|
| 1977 | Bluefield | .256 | 60 | 211 | 28 | 54 | 9 | 1 | 0 | 21 | 10 | 44 | 6 |
| 1978 | Miami | .231 | 13 | 26 | 4 | 6 | 1 | 0 | 0 | 3 | 3 | 5 | 0 |
| | Bluefield | .282 | 64 | 248 | 49 | 70 | 9 | 1 | 6 | 25 | 30 | 45 | 7 |
| 1979 | Miami | .201 | 132 | 478 | 50 | 96 | 11 | 6 | 3 | 38 | 44 | 120 | 13 |
| 1980 | Charlotte | .241 | 134 | 560 | 66 | 135 | 27 | 11 | 6 | 51 | 22 | 122 | 34 |
| 1981 | Charlotte | .235 | 62 | 251 | 40 | 59 | 11 | 4 | 2 | 21 | 27 | 38 | 24 |
| | Rochester | .264 | 76 | 326 | 42 | 86 | 21 | 8 | 3 | 32 | 16 | 55 | 18 |
| | Baltimore | .000 | 7 | 2 | 2 | 0 | 0 | 0 | 0 | 0 | 0 | 1 | 2 |
| 1982 | Rochester | .279 | 133 | 548 | 92 | 153 | 26 | 6 | 16 | 52 | 51 | 115 | 34 |
| | Baltimore | .314 | 26 | 35 | 8 | 11 | 3 | 0 | 1 | 2 | 0 | 5 | 0 |
| 1983 | Baltimore | .258 | 126 | 325 | 52 | 84 | 15 | 2 | 5 | 27 | 18 | 64 | 15 |
| 1984 | Baltimore | .209 | 128 | 383 | 44 | 80 | 12 | 5 | 6 | 30 | 20 | 71 | 12 |
| 1985 | Rochester | .286 | 52 | 206 | 31 | 59 | 16 | 4 | 8 | 21 | 19 | 35 | 14 |
| | Baltimore | .283 | 69 | 205 | 28 | 58 | 6 | 2 | 7 | 27 | 7 | 44 | 5 |
| 1986 | Baltimore | .228 | 135 | 404 | 54 | 92 | 14 | 4 | 11 | 49 | 18 | 75 | 18 |

John T. Shelby

| Year | Club | Avg. | G | AB | R | H | 2B | 3B | HR | RBI | BB | SO | SB |
|-------------------|-------------|------|-----|------|-----|-----|----|----|----|-----|-----|-----|----|
| 1987 | Baltimore | .188 | 21 | 32 | 4 | 6 | 0 | 0 | 1 | 3 | 1 | 13 | 0 |
| | Rochester | .250 | 6 | 24 | 5 | 6 | 2 | 0 | 1 | 2 | 5 | 4 | 1 |
| | Los Angeles | .277 | 120 | 476 | 61 | 132 | 26 | 0 | 21 | 69 | 31 | 97 | 16 |
| 1988 | Los Angeles | .263 | 140 | 494 | 65 | 130 | 23 | 6 | 10 | 64 | 44 | 128 | 16 |
| AL Totals-7 years | | .239 | 512 | 1386 | 192 | 331 | 50 | 13 | 31 | 138 | 64 | 273 | 52 |
| NL Totals-2 years | | .270 | 260 | 970 | 126 | 262 | 49 | 6 | 31 | 133 | 75 | 225 | 32 |
| ML totals-8 years | | .252 | 772 | 2356 | 318 | 593 | 99 | 19 | 62 | 271 | 139 | 498 | 84 |

GW-RBI: 1981-0, 1982-0, 1983-2, 1984-4, 1985-4, 1986-5, 1987-9, 1988-12. Total-36.

vs. NATIONAL LEAGUE

| | 1988 | | | | | Career | | | | | | | |
|---------------------|-----------------|-----|-----|----|-----|-----------------------------------------------------------------------------------------------------------------------------------------------------------------------------------------------------------------------------------------------------------------------------------------------------------------------------------------------------------------|-----|-----|----|-----|--|--|--|
| | Avg. | AB | H | HR | RBI | Avg. | AB | H | HR | RBI | | | |
| vs. West | | | | | | | | | | | | | |
| Atlanta | .237 | 59 | 14 | 1 | 6 | .257 | 132 | 34 | 8 | 23 | | | |
| Cincinnati | .284 | 67 | 19 | 0 | 9 | .285 | 137 | 39 | 4 | 21 | | | |
| Houston | .250 | 64 | 16 | 2 | 14 | .257 | 113 | 29 | 3 | 18 | | | |
| San Diego | .305 | 59 | 18 | 3 | 5 | .290 | 93 | 27 | 6 | 14 | | | |
| San Francisco | .200 | 55 | 11 | 0 | 3 | .231 | 91 | 21 | 1 | 9 | | | |
| West Total | .257 | 304 | 78 | 6 | 37 | .265 | 566 | 150 | 22 | 85 | | | |
| vs. East | | | | | | | | | | | | | |
| Chicago | .176 | 34 | 6 | 0 | 3 | .230 | 61 | 14 | 2 | 7 | | | |
| Montreal | .306 | 36 | 11 | 1 | 5 | .293 | 75 | 22 | 2 | 9 | | | |
| New York | .300 | 40 | 12 | 1 | 3 | .311 | 90 | 28 | 2 | 11 | | | |
| Philadelphia | .310 | 42 | 13 | 1 | 7 | .301 | 83 | 25 | 2 | 10 | | | |
| Pittsburgh | .353 | 17 | 6 | 1 | 5 | .295 | 44 | 13 | 1 | 5 | | | |
| St. Louis | .190 | 21 | 4 | 0 | 4 | .196 | 51 | 10 | 0 | 6 | | | |
| East Total | .274 | 190 | 52 | 4 | 27 | .277 | 404 | 112 | 9 | 48 | | | |
| 1988 Totals | .263 | 494 | 130 | 10 | 64 | .270 | 970 | 262 | 31 | 133 | | | |
| Home | .309 | 236 | 73 | 5 | 41 | SHELBY'S BEST Season Avg.: .283 in 1985 Hits: 132 in 1987 HR: 21 in 1987 RBI: 69 in 1987 Game Most Hits: 4 (4 times), last time, September 13, 1987 at Atlanta Most RBI: 4 (3 times), last time, September 7, 1988 vs. Houston Most HR: 2 (4 times), last time, August 4, 1987 vs. Cincinnati (Guy Hoffman) | | | | | | | |
| Away | .221 | 258 | 57 | 5 | 23 | | | | | | | | |
| Day | .263 | 152 | 40 | 2 | 16 | | | | | | | | |
| Night | .263 | 342 | 90 | 8 | 48 | | | | | | | | |
| 1st Half | .301 | 229 | 69 | 4 | 31 | | | | | | | | |
| 2nd Half | .230 | 265 | 61 | 6 | 33 | | | | | | | | |
| vs. RHP | .278 | 306 | 85 | 8 | 44 | | | | | | | | |
| vs. LHP | .239 | 188 | 45 | 2 | 20 | | | | | | | | |
| Pinch-Hit | - | - | - | - | - | | | | | | | | |
| In April | .171 | 41 | 7 | 0 | 1 | | | | | | | | |
| May | .359 | 64 | 23 | 2 | 7 | | | | | | | | |
| June | .317 | 101 | 32 | 2 | 17 | | | | | | | | |
| July | .240 | 96 | 23 | 1 | 15 | | | | | | | | |
| August | .230 | 100 | 23 | 1 | 11 | | | | | | | | |
| Sept.-Oct. | .239 | 92 | 22 | 4 | 13 | | | | | | | | |
| Longest Streak 1988 | 24 games | | | | | | | | | | | | |
| Career | 24 games (1988) | | | | | | | | | | | | |

LEAGUE CHAMPIONSHIP SERIES STATISTICS

| Year | Club, Opp. | Avg. | G | AB | R | H | 2B | 3B | HR | RBI | BB | SO | SB |
|------------|----------------|------|----|----|---|---|----|----|----|-----|----|----|----|
| 1983 | Balt. vs. Chi. | .222 | 3 | 9 | 1 | 2 | 0 | 0 | 0 | 0 | 1 | 3 | 1 |
| 1988 | L.A. vs. Mets | .167 | 7 | 24 | 3 | 4 | 0 | 0 | 0 | 3 | 5 | 12 | 2 |
| LCS Totals | | .182 | 10 | 33 | 4 | 6 | 0 | 0 | 0 | 3 | 6 | 15 | 3 |

WORLD SERIES STATISTICS

| Year | Club, Opp. | Avg. | G | AB | R | H | 2B | 3B | HR | RBI | BB | SO | SB |
|-----------|-----------------|------|----|----|---|---|----|----|----|-----|----|----|----|
| 1983 | Balt. vs. Phil. | .444 | 5 | 9 | 1 | 4 | 0 | 0 | 0 | 1 | 0 | 4 | 0 |
| 1988 | L.A. vs. Oak. | .222 | 5 | 18 | 0 | 4 | 1 | 0 | 0 | 1 | 2 | 7 | 1 |
| WS Totals | | | 10 | 27 | 1 | 8 | 1 | 0 | 0 | 2 | 2 | 11 | 1 |

ADDITIONAL BATTING STATISTICS

| Year | IBB | HP | SF | SH | CS | TB | Year | IBB | HP | SF | SH | CS | TB |
|------|-----|----|----|----|----|-----|-----------|-----|----|----|----|----|-----|
| 1981 | 0 | 0 | 0 | 0 | 0 | 0 | 1985 | 0 | 0 | 0 | 2 | 1 | 89 |
| 1982 | 0 | 0 | 0 | 0 | 1 | 17 | 1986 | 0 | 2 | 2 | 2 | 6 | 147 |
| 1983 | 2 | 0 | 0 | 6 | 2 | 118 | 1987 | 2 | 1 | 9 | 1 | 6 | 221 |
| 1984 | 0 | 0 | 0 | 12 | 4 | 120 | 1988 | 5 | 0 | 6 | 1 | 5 | 195 |
| | | | | | | | NL Totals | 9 | 3 | 17 | 24 | 25 | 907 |

SHELBY'S CAREER TRANSACTIONS

Selected by the Baltimore Orioles in 1st round of free agent draft, January 11, 1977.
Traded to the Los Angeles Dodgers with pitcher Brad Havens for pitcher Tom Niedenfuer, May 22, 1987.



FRANKLIN STUBBS

Infielder 22

Birth date: October 21, 1960

Birthplace: Laurinburg, NC

Bats: Left **Throws:** Left

Height: 6-2 **Weight:** 209

M.L. Service: 4 years and 19 days

How Obtained: Dodgers' number 1 selection in June, 1981 Free Agent Draft

1988 Notes: In a platoon role in 1988, batted .223 in 114 games . . . Played four different positions (left, center, right and first base) 84 games at first, 54 as a starter . . . Was one of the top pinch-hitters in the N.L., leading all pinch-hitters with two home runs, 7th overall in hitting with a .308 average and 5th with seven RBI . . . Made his first appearance on April 9 in Atlanta . . . Batted .333 in April (3-for-9) . . . Hit his first home run of the year April 14 at San Diego, his second appearance in '88 . . . Struggled offensively in May, batting .176 in 15 games . . . June wasn't any kinder, as he hit .190 in 24 games . . . Has his first multiple-hit game on June 8 vs. Atlanta and went on to have 11 multi-hit games on the year . . . Had a respectable July with the bat, hitting .259 with two home runs and 11 RBI . . . Hit his first career grand slam on July 6 off Todd Worrell of the Cards giving the Dodgers a 7-3 win . . . His four RBI that night was a season high . . . Six games later, he hit a pinch-hit home run (July 17) off Jeff Pico of the Cubs . . . He put together a five-game hitting streak in Aug. his longest of the season . . . Hit safely in 8-of-

10 games while batting .450 (9-for-20) . . . Raised his average from .197 on July 21 to .234 on Aug. 30 . . . His .234 clip was his best since .250 on June 8 . . . Hit .267 during the month of Aug., his best month of the season . . . Like most of the Dodgers, he struggled in Sept. with a .185 average . . . Had a career high 11 stolen bases . . . Hit .267 on artificial turf . . . Hit .220 at Dodger Stadium . . . Has homered against every N.L. club in his career . . . Hit .236 in the final 81 games.

M.L. Career: 1987-Was the Dodgers' starting first baseman and batted a career high .233 in 129 games . . . Dislocated his shoulder on Aug. 2 at Atlanta diving for a ball . . . Was placed on the 21-day DL and returned Aug. 24 and fought through an 0-for-33 drought . . . Had a career high 10-game hitting streak (May 24-June 5) and in mid-April, had five home runs in six games . . . Tied for third on the team with 16 homers . . . Had a career high five RBI game April 21 at San Francisco . . . Started 86 games at first . . . Led N.L. first baseman with a .994 fielding percentage.

1986-Played in a career high 132

games in his first full season with the Dodgers... Batted .226 overall and also set career highs in at-bats (420), runs (55), hits (95), home runs (23), RBI (58), walks (37) and strikeouts (107)... His 23 homers were a team high.

1985-Was promoted to the Dodgers in Sept., but saw limited action, appearing in just 10 games and batted .222 with two RBI.

1984-An injury to Greg Brock brought him from Albuquerque to Los Angeles on April 28... Hit eight home runs and batted .194... First big league hit was a 10th inning triple off Kent Tekulve, May 5 at Pittsburgh... First homer was May 14 vs. Philadelphia off Charles Hudson.

Minor League Notes: 1985-Became the only player to hit more than 20 homers and steal more than 20 bases in the PCL... Batted .280 in 132 games with 32 homers and 93 RBI... Hit three home runs in a game on July 31... Joined the Dodgers in September.

1984-Batted an impressive .324 with Albuquerque in 29 games... Averaged almost a RBI per game, totalling 24... Went to Los Angeles on April 24 for the injured

Greg Brock. **1983**-Played at San Antonio and Albuquerque and had combined numbers of 28 home runs and 110 RBI... Had 13 RBI in first 14 games with San Antonio and hit .312 with 52 RBI... Finished the season with Albuquerque and hit .277 in 76 games... On June 2 vs. Phoenix, he hit four home runs and had seven RBI... Had a home run in the next game in his first at-bat, giving him five homers in six at-bats. **1982**-Batted .204 with Vero Beach in his first year with the Dodgers organization.

Personal: Prepped at Richmond Sr. High School in Hamlet, NC... Attended Virginia Tech where he was named on The Sporting News All-America team in 1982 as a first baseman... Hit 29 homers and stole 34 bases that year as sophomore... Missed by one home run being the first collegiate player to hit 30 homers and steal 30 bases... Started for U.S. baseball team that won two gold medals in international play in 1981... Signed by Jim Garland... Wife's name is La Tanya and they were married on Nov. 7, 1987.

Franklin Lee Stubbs

| Year | Club | Avg. | G | AB | R | H | 2B | 3B | HR | RBI | BB | SO | SB |
|-------------------|-------------|------|-----|------|-----|-----|----|----|----|-----|-----|-----|----|
| 1982 | Vero Beach | .204 | 16 | 54 | 6 | 11 | 1 | 1 | 3 | 5 | 6 | 13 | 2 |
| 1983 | San Antonio | .312 | 47 | 173 | 35 | 54 | 8 | 3 | 12 | 52 | 29 | 32 | 5 |
| | Albuquerque | .277 | 76 | 267 | 49 | 74 | 16 | 3 | 16 | 58 | 41 | 53 | 3 |
| 1984 | Albuquerque | .324 | 29 | 108 | 26 | 35 | 5 | 5 | 6 | 24 | 12 | 23 | 3 |
| | Los Angeles | .194 | 87 | 217 | 22 | 42 | 2 | 3 | 8 | 17 | 24 | 63 | 2 |
| 1985 | Albuquerque | .280 | 132 | 421 | 86 | 118 | 23 | 5 | 32 | 93 | 83 | 105 | 23 |
| | Los Angeles | .222 | 10 | 9 | 0 | 2 | 0 | 0 | 0 | 2 | 0 | 3 | 0 |
| 1986 | Los Angeles | .226 | 132 | 420 | 55 | 95 | 11 | 1 | 23 | 58 | 37 | 107 | 7 |
| 1987 | Los Angeles | .233 | 129 | 386 | 48 | 90 | 16 | 3 | 16 | 52 | 31 | 85 | 8 |
| 1988 | Los Angeles | .223 | 114 | 242 | 30 | 54 | 13 | 0 | 8 | 34 | 23 | 61 | 11 |
| ML Totals-5 years | | .222 | 472 | 1274 | 155 | 283 | 42 | 7 | 55 | 163 | 115 | 319 | 28 |

GW-RBI: 1984-3, 1985-0, 1986-9, 1987-7, 1988-5. Total-24.

DODGER HOME FIELDS

The Dodgers have played home games in eight different stadiums since they began. The eight stadiums:

Washington Field
 Eastern Park (*East New York Field*)
 Ridgewood Park
 Washington Park
 Ebbets Field
 Roosevelt Stadium
 Los Angeles Coliseum
 Dodger Stadium

vs. NATIONAL LEAGUE

| | 1988 | | | | | Career | | | | |
|---------------------|-------------------|-----|----|----|-----|----------------------------------------------------------------------------------------------------------------------------------------------------------------------------------------------------------------------------------------------------------------------------------------------------------------------------------------------|------|-----|----|-----|
| | Avg. | AB | H | HR | RBI | Avg. | AB | H | HR | RBI |
| vs. West | | | | | | | | | | |
| Atlanta | .130 | 23 | 3 | 0 | 2 | .267 | 131 | 35 | 8 | 25 |
| Cincinnati | .200 | 15 | 3 | 1 | 1 | .207 | 116 | 24 | 2 | 11 |
| Houston | .310 | 29 | 9 | 1 | 4 | .236 | 140 | 33 | 6 | 14 |
| San Diego | .209 | 43 | 9 | 2 | 6 | .192 | 156 | 30 | 6 | 18 |
| San Francisco | .200 | 20 | 4 | 1 | 2 | .168 | 131 | 22 | 7 | 22 |
| West Total | .215 | 130 | 28 | 5 | 15 | .214 | 674 | 144 | 29 | 90 |
| Chicago | .273 | 22 | 6 | 1 | 6 | .230 | 113 | 26 | 5 | 13 |
| Montreal | .294 | 17 | 5 | 1 | 2 | .260 | 100 | 26 | 5 | 15 |
| New York | .227 | 22 | 5 | 0 | 1 | .168 | 107 | 18 | 3 | 7 |
| Philadelphia | .313 | 16 | 5 | 0 | 5 | .256 | 86 | 22 | 5 | 16 |
| Pittsburgh | .111 | 18 | 2 | 0 | 0 | .238 | 105 | 25 | 5 | 9 |
| St. Louis | .176 | 17 | 3 | 1 | 5 | .247 | 89 | 22 | 3 | 13 |
| East Total | .107 | 112 | 26 | 3 | 19 | .232 | 600 | 139 | 26 | 73 |
| 1988 Totals | .223 | 242 | 54 | 8 | 34 | .222 | 1274 | 283 | 55 | 163 |
| Home | .220 | 127 | 28 | 3 | 17 | STUBBS' BEST Season Avg.: .233 in 1987 Hits: 95 in 1986 HR: 23 in 1986 RBI: 58 in 1986 Game Most Hits: 3 (10 times), last time, Sept. 25, 1987 vs. San Diego Most RBI: 5, April 21, 1987 at San Francisco Most HR: 2 (3 times) last time, April 21, 1987 at San Francisco | | | | |
| Away | .226 | 115 | 26 | 5 | 17 | | | | | |
| Day | .213 | 80 | 17 | 3 | 13 | | | | | |
| Night | .228 | 162 | 37 | 5 | 21 | | | | | |
| 1st Half | .207 | 111 | 23 | 4 | 18 | | | | | |
| 2nd Half | .236 | 131 | 31 | 4 | 16 | | | | | |
| vs. RHP | .228 | 215 | 49 | 8 | 32 | | | | | |
| vs. LHP | .185 | 27 | 5 | 0 | 2 | | | | | |
| Pinch-Hit | .308 | 26 | 8 | 2 | 7 | | | | | |
| In April | .333 | 9 | 3 | 1 | 1 | | | | | |
| May | .176 | 17 | 3 | 0 | 3 | | | | | |
| June | .190 | 63 | 12 | 2 | 7 | | | | | |
| July | .259 | 54 | 14 | 2 | 11 | | | | | |
| August | .267 | 45 | 12 | 1 | 7 | | | | | |
| Sept.-Oct. | .185 | 54 | 10 | 2 | 5 | | | | | |
| Longest Streak 1988 | 4 games (3 times) | | | | | | | | | |
| Career | 10 games (1987) | | | | | | | | | |

LEAGUE CHAMPIONSHIP SERIES STATISTICS

| Year | Club, Opp. | Avg. | G | AB | R | H | 2B | 3B | HR | RBI | BB | SO | SB |
|------|---------------|------|---|----|---|---|----|----|----|-----|----|----|----|
| 1988 | L.A. vs. Mets | .250 | 4 | 8 | 0 | 2 | 0 | 0 | 0 | 0 | 0 | 4 | 0 |

WORLD SERIES STATISTICS

| Year | Club, Opp. | Avg. | G | AB | R | H | 2B | 3B | HR | RBI | BB | SO | SB |
|------|---------------|------|---|----|---|---|----|----|----|-----|----|----|----|
| 1988 | L.A. vs. Oak. | .294 | 5 | 17 | 3 | 5 | 2 | 0 | 0 | 2 | 1 | 3 | 0 |

ADDITIONAL BATTING STATISTICS

| Year | IBB | HP | SF | SH | CS | TB | Year | IBB | HP | SF | SH | CS | TB |
|-----------|-----|----|----|----|----|-----|------|-----|----|----|----|----|-----|
| 1984 | 3 | 0 | 1 | 3 | 2 | 74 | 1987 | 9 | 1 | 2 | 3 | 1 | 160 |
| 1985 | 0 | 0 | 0 | 0 | 0 | 2 | 1988 | 3 | 1 | 5 | 2 | 3 | 91 |
| 1986 | 11 | 2 | 2 | 4 | 1 | 177 | | | | | | | |
| ML Totals | | | | | | | | 26 | 4 | 10 | 12 | 7 | 504 |

STUBBS' CAREER TRANSACTIONS

Selected by the Los Angeles Dodgers in 1st round of free agent draft, June 7, 1982; signed on June 12, 1982 by Jim Garland.

ERRORLESS GAMES

The Dodgers established a new record for consecutive errorless games at 11 straight (May 5-16) in 1979. The old Dodger record was 10 games set in 1942 and the old Los Angeles Dodger record was nine set in 1962.



JOHN TUDOR

Left-handed pitcher 30

Birth date: February 2, 1954

Birthplace: Schenectady, NY

Bats: Left **Throws:** Left

Height: 6-0 **Weight:** 185

M.L. Service: 8 years and 158 days

How Obtained: Traded to Dodgers from St. Louis for Pedro Guerrero, August 17, 1988

1988 Notes: Joined the Dodgers on Aug. 17 and made his first start on Aug. 17 vs. Philadelphia and pitched a complete game in the Dodgers' 7-2 win... Was 4-3 with two no-decisions and a 2.41 ERA in nine starts with the Dodgers... Overall, he was 10-8 with a 2.32 ERA, 4th best in the N.L... He is the only active pitcher in the N.L. to win 10 games or more each of the last seven years... Was 2-1 in Aug. with L.A. and 3-2 overall for the month... Had a season high seven strikeouts on Aug. 22 vs. the Mets in 6.0 innings... Made six starts in Sept. and was 2-2 with a 2.08 ERA... Won his 10th game on Sept. 18 at Cincinnati, winning 2-0 in 6.0 innings pitched... Pitched just 1.1 innings in his last start on Sept. 30 vs. the Giants, leaving with tenderness in his left elbow... Came back to pitch Game 4 of the NLCS and pitched 5.0 innings and allowed four runs in a no-decision... Appeared in Game 2 of the World Series, but had to leave early with soreness in his left elbow... Pitched just 1.1 innings in the Series... Had ligaments reconstruction of his medial collateral ligament (similar surgery performed on Tommy John in 1974) on Oct. 27 by Dr. Frank Jobe... Also had arthroscopic surgery in his left shoulder and had bone screws removed from his right tibia... Started 1988 with the Cardinals... Was on the 15-day DL prior to the season with shoulder and knee problems... Made his first start on April 26 at San Diego and pitched 6.0 innings in a no-decision 1-0 loss... Started six games in May and was 1-1 with a 1.08 ERA... Had an impressive June with St. Louis, posting a 3-1 rec-

ord and a 1.86 ERA... Struggled through July with a 1-2 record and a 4.62 ERA... Won his 100th career game on July 25 vs. Pittsburgh, winning 5-1 in a complete game victory... Had five complete games in 1988 and 49 in his career... Allowed one earned run or less in 19 of his 30 starts... Only shutout of 1988 was a 2-0, two-hit victory on June 23 vs. Philadelphia... He is 17-6 in Sept. and October... Allowed just five earned runs in his 10 wins... Went seven or more innings in 17 games... Combined with Scott Terry on a one-hit 9-0 shutout vs. the Dodgers on May 1 in Los Angeles... Combined with Ramon Martinez and Jay Howell in a 2-0, two-hitter vs. Atlanta... Had three combined shutouts with the Dodgers, six on the year... Posted a 1.57 ERA on the road with L.A... Was 2-0 on artificial turf in two games and did not allow a run with the Dodgers... His 2.32 ERA was his best since the 1985 season... Has posted a winning record in each of his eight full big league seasons... Has defeated every N.L. team.
M.L. Career: 1987 - Was the opening day starter for the Cardinals and was 9-3 at Chicago on April 7... Was 2-1 in first three starts before a freak accident... On April 19, Mets catcher Barry Lyons chased a pop foul by the Cardinal dugout and collided with Tudor, breaking a bone in his right knee... Returned to the active roster on July 30... Won his first game since the injury on Aug. 6 at Philadelphia... Recorded his 50th N.L. win on August 21 at Cincinnati... Won his final seven games of the year and finished 10-2 overall in 16 starts... Started Game 2 of the

NLCS and lost 3-0 to the Giants . . . Started Game 6 and pitched 7.1 scoreless innings . . . Won Game 3 of the World Series vs. Minnesota and lost Game 6 . . . Had arthroscopic surgery in Dec. to repair cartilage in his right knee as a result of the early season collision.

1986 - Started the season 3-0, and brought his consecutive game-winning streak to 14, dating back to July 20, 1985 . . . It was the second longest winning streak in Cardinals' history to Bob Gibson's 15 straight in 1968 . . . In five starts from June 2-23, he went nine or more innings in each outing allowing 20 hits and six earned runs (1.19 ERA) . . . Was 3-for-3 on July 22 vs. San Francisco . . . Final appearance was Sept. 15 . . . Missed rest of season due to arm problems . . . Started 30 or more games for fifth straight season . . . His 2.92 ERA was 7th in the N.L.

1985 - Became one of the top pitchers in the N.L., posting a career high 21 wins and a career best 1.93 ERA . . . Led the league with 10 shutouts and was among the N.L. leaders in wins, innings, strikeouts, complete games and ERA . . . Started the season 1-7, and after correcting a mechanical flaw in his delivery, won 20 of his next 21 games . . . His only setback was to the Dodgers on July 20, a 3-0 loss to Valenzuela . . . Pitched 31 consecutive scoreless innings in September . . . Had career highs with 36 games, 14 complete games, 10 shutouts, 275.0 innings pitched and 169 strikeouts . . . Postseason honors included The Sporting News, UPI and AP All-Star . . . Finished second in Cy Young Award voting.

1984 - Was 12-11 in his first N.L. season with a 3.27 ERA . . . Started 32 games and allowed one or less earned runs in 11 games . . . First N.L. shutout was June 3 vs. Montreal . . . Finished 3rd in batting among N.L. pitchers with a .211 average . . . Had six complete games . . . Only year with the Pirates.

1983 - Last season with the Red Sox, and posted a 13-12 record . . . Was 10th in the A.L. with 136 strikeouts . . . Pitched 242.0 innings, 9th in the A.L. and second highest in career . . . Led Red Sox in wins, starts, innings pitched

and strikeouts . . . Worked 10 scoreless innings in a start vs. Texas on April 17 . . . Tossed a one-hitter at Toronto on May 27, winning 2-0; only hit was a 4th inning single by Dave Collins.

1982 - Ranked 12th in the A.L. with a 3.63 ERA and was 5th with 146 strikeouts . . . His 146 K's were the most by a Boston left-hander since 1970 . . . Struck out a career high 11 on Sept. 19 at Detroit . . . Was 7-2 with a 2.92 ERA in final 12 starts . . . Was 13-10 overall and was his first of seven consecutive 10 or more win seasons.

1981 - Spent first full season in big leagues as a starter prior to players' strike . . . Moved to bullpen when season resumed . . . Was 4-3 with a career high 4.58 ERA . . . Started 11 games, finished two . . . Had one save.

1980 - Was 8-4 with a 2.91 ERA as a starter after being recalled . . . Missed 20 games between July 23 and Aug. 13 due to shoulder tendinitis . . . Appeared in 15 games, 13 as a starter.

1979 - Made his big league debut on Aug. 16 vs. White Sox . . . Won his first game on Sept. 21 vs. Detroit . . . Was 1-2 in six games.

Minor League Notes: **1980** - Started the season with Pawtucket, and was 4-5 with a 3.65 ERA. **1979** - Was with Pawtucket for most of the year and posted a 10-11 record . . . Started 24 games and had a 2.93 ERA in 163.0 innings pitched. **1978** - Was 8-4 in first full season with Pawtucket . . . Had a 2.98 ERA . . . Split time between starting (12 games) and bullpen, (14 games) . . . Had one save . . . Completed four games. **1977** - Started the season with Bristol and was 6-5 with four saves . . . Also started 16 games and pitched a seven inning no-hit 2-0 shutout against Reading on June 28 . . . Was 1-1 with Pawtucket in four games.

1976 - Was primarily a reliever and was 5-2 with five saves . . . Did start five games for Winston-Salem . . . Completed three games.

Personal: Graduated from Peabody (MA) High School . . . Attended North Shore (MA) Community College where he was named MVP in 1973 . . . Graduated from Georgia Southern University with a B.S. degree in criminal justice . . . Wife's name is Gail.

John Thomas Tudor

| Year | Club | W-L | ERA | G | GS | CG | SHO | SV | IP | H | R | ER | BB | SO |
|--------------------|---------------|--------|------|-----|-----|----|-----|----|--------|------|-----|-----|-----|-----|
| 1976 | Winston-Salem | 5-2 | 2.74 | 25 | 5 | 3 | 0 | 5 | 82.0 | 77 | 26 | 25 | 28 | 76 |
| 1977 | Bristol | 6-5 | 3.52 | 27 | 16 | 3 | 1 | 4 | 115.0 | 113 | 57 | 45 | 35 | 78 |
| | Pawtucket | 1-1 | 2.08 | 4 | 0 | 0 | 0 | 0 | 4.0 | 5 | 1 | 1 | 3 | 1 |
| 1978 | Pawtucket | 8-4 | 2.98 | 26 | 12 | 4 | 0 | 1 | 109.0 | 104 | 46 | 36 | 56 | 87 |
| 1979 | Pawtucket | 10-11 | 2.93 | 25 | 24 | 9 | 1 | 0 | 163.0 | 145 | 73 | 53 | 52 | 103 |
| | Boston | 1-2 | 6.43 | 6 | 6 | 1 | 0 | 0 | 28.0 | 39 | 23 | 20 | 9 | 11 |
| 1980 | Pawtucket | 4-5 | 3.65 | 12 | 11 | 3 | 0 | 0 | 74.0 | 67 | 36 | 30 | 33 | 51 |
| | Boston | 8-5 | 3.02 | 15 | 13 | 5 | 0 | 0 | 92.0 | 81 | 35 | 31 | 31 | 45 |
| 1981 | Boston | 4-3 | 4.58 | 18 | 11 | 2 | 0 | 1 | 79.0 | 74 | 44 | 40 | 28 | 44 |
| 1982 | Boston | 13-10 | 3.63 | 32 | 30 | 6 | 1 | 0 | 195.2 | 215 | 90 | 79 | 59 | 146 |
| 1983 | Boston | 13-12 | 4.09 | 34 | 34 | 7 | 2 | 0 | 242.0 | 236 | 122 | 110 | 81 | 136 |
| 1984 | Pittsburgh | 12-11 | 3.27 | 32 | 32 | 6 | 1 | 0 | 212.0 | 200 | 81 | 77 | 56 | 117 |
| 1985 | St. Louis | 21-8 | 1.93 | 36 | 36 | 14 | 10 | 0 | 275.0 | 209 | 68 | 59 | 49 | 169 |
| 1986 | St. Louis | 13-7 | 2.92 | 30 | 30 | 3 | 0 | 0 | 219.0 | 197 | 81 | 71 | 53 | 107 |
| 1987 | St. Louis | 10-2 | 3.84 | 16 | 16 | 0 | 0 | 0 | 96.0 | 100 | 43 | 41 | 32 | 54 |
| 1988 | St. Louis | 6-5 | 2.29 | 21 | 21 | 4 | 1 | 0 | 145.1 | 131 | 44 | 37 | 31 | 55 |
| | Los Angeles | 4-3 | 2.41 | 9 | 9 | 1 | 0 | 0 | 52.1 | 58 | 16 | 14 | 10 | 32 |
| AL Totals-5 years | | 39-32 | 3.96 | 106 | 94 | 21 | 3 | 1 | 636.2 | 645 | 314 | 280 | 208 | 382 |
| NL Totals-5 years | | 66-36 | 2.69 | 144 | 144 | 28 | 12 | 0 | 999.2 | 895 | 333 | 299 | 231 | 434 |
| ML Totals-10 years | | 105-68 | 3.18 | 250 | 238 | 49 | 15 | 1 | 1636.1 | 1540 | 647 | 579 | 439 | 816 |

vs. NATIONAL LEAGUE

| | 1988 | | | | | | Career | | | | | | | | | | | |
|--------------------------------------|------|------|-------|----|----|----|----------------------------------------------------------------------------------------------------------------------------------------------------------------------------------------------------------------------------------------------------------------|------|-------|-----|-----|----|--|--|--|--|--|--|
| | W-L | ERA | IP | ER | SO | SV | W-L | ERA | IP | ER | SO | SV | | | | | | |
| vs. West | | | | | | | | | | | | | | | | | | |
| Atlanta | 1-1 | 0.00 | 13.0 | 1 | 4 | 0 | 4-5 | 3.37 | 82.2 | 31 | 42 | 0 | | | | | | |
| Cincinnati | 1-0 | 0.00 | 6.0 | 0 | 6 | 0 | 3-1 | 2.86 | 44.0 | 14 | 27 | 0 | | | | | | |
| Houston | 0-1 | 1.20 | 15.0 | 2 | 9 | 0 | 5-3 | 2.14 | 88.1 | 21 | 50 | 0 | | | | | | |
| San Diego | 0-0 | 2.08 | 13.0 | 3 | 5 | 0 | 4-3 | 2.70 | 73 | 22 | 37 | 0 | | | | | | |
| San Francisco | 0-1 | 9.00 | 11.0 | 11 | 4 | 0 | 4-2 | 3.41 | 63.1 | 24 | 34 | 0 | | | | | | |
| West Total | 3-4 | 2.59 | 84.2 | 28 | 42 | 0 | 25-19 | 2.91 | 442.0 | 143 | 235 | 0 | | | | | | |
| vs. East | | | | | | | | | | | | | | | | | | |
| Chicago | 0-0 | 1.13 | 16.0 | 2 | 4 | 0 | 8-2 | 1.61 | 100.1 | 18 | 46 | 0 | | | | | | |
| Montreal | 0-1 | 3.09 | 23.1 | 8 | 8 | 0 | 5-4 | 3.54 | 101.2 | 40 | 43 | 0 | | | | | | |
| New York | 1-2 | 4.42 | 18.1 | 9 | 12 | 0 | 8-6 | 2.43 | 125.2 | 34 | 80 | 0 | | | | | | |
| Philadelphia | 4-0 | 0.45 | 40.1 | 2 | 14 | 0 | 12-4 | 2.09 | 129.1 | 30 | 79 | 0 | | | | | | |
| Pittsburgh | 2-0 | 1.20 | 15.0 | 2 | 7 | 0 | 7-1 | 3.14 | 86.0 | 30 | 42 | 0 | | | | | | |
| St. Louis | 0-0 | 0.00 | 0.0 | 0 | 0 | 0 | 1-0 | 2.45 | 14.2 | 4 | 9 | 0 | | | | | | |
| East Total | 7-4 | 1.83 | 113.0 | 23 | 45 | 0 | 41-17 | 2.52 | 557.2 | 156 | 299 | 0 | | | | | | |
| 1988 Totals | 10-8 | 2.32 | 197.2 | 51 | 87 | 0 | 66-36 | 2.69 | 999.2 | 299 | 434 | 0 | | | | | | |
| Home* | 2-2 | 3.07 | 29.1 | 10 | 15 | 0 | TUDORS'S BEST Season W: 21 in 1985 ERA: 1.93 in 1985 SV: 1 in 1981 IP: 275.0 in 1985 SO: 169 in 1985 Win Strk: 11 in 1985 Game Low Hit: 1 vs Chicago on June 23, 1985 SO: 11, Sept. 19, 1982 vs Detroit | | | | | | | | | | | |
| Away* | 2-1 | 1.57 | 23.0 | 4 | 17 | 0 | | | | | | | | | | | | |
| Day* | 2-1 | 1.57 | 23.0 | 4 | 17 | 0 | | | | | | | | | | | | |
| Night* | 2-2 | 3.07 | 29.1 | 10 | 15 | 0 | | | | | | | | | | | | |
| 1st Half | 4-4 | 2.75 | 101.1 | 31 | 35 | 0 | | | | | | | | | | | | |
| 2nd Half | 6-4 | 1.87 | 96.1 | 20 | 52 | 0 | | | | | | | | | | | | |
| In April | 0-0 | 0.00 | 6.0 | 0 | 2 | 0 | | | | | | | | | | | | |
| May | 1-1 | 1.08 | 41.2 | 5 | 17 | 0 | | | | | | | | | | | | |
| June | 3-1 | 1.86 | 43.2 | 9 | 12 | 0 | | | | | | | | | | | | |
| July | 1-2 | 4.62 | 39.0 | 20 | 19 | 0 | | | | | | | | | | | | |
| August | 3-2 | 2.43 | 37.0 | 10 | 18 | 0 | | | | | | | | | | | | |
| Sept.-Oct. | 2-2 | 2.08 | 30.1 | 7 | 19 | 0 | | | | | | | | | | | | |
| Tudor is 1-1 vs. Los Angeles Dodgers | | | | | | | | | | | | | | | | | | |
| *LA only | | | | | | | | | | | | | | | | | | |

LEAGUE CHAMPIONSHIP SERIES STATISTICS

| Year | Club, Opp. | W-L | ERA | G | GS | CG | SHO | SV | IP | H | R | ER | BB | SO |
|------------|-----------------|-----|------|---|----|----|-----|----|------|----|----|----|----|----|
| 1985 | St. L. vs. L.A. | 1-1 | 2.84 | 2 | 2 | 0 | 0 | 0 | 12.2 | 10 | 5 | 4 | 3 | 8 |
| 1987 | St. L. vs. S.F. | 1-1 | 1.76 | 2 | 2 | 0 | 0 | 0 | 15.1 | 16 | 5 | 3 | 5 | 12 |
| 1988 | L.A. vs. Mets | 0-0 | 7.20 | 1 | 1 | 0 | 0 | 0 | 5.0 | 8 | 4 | 4 | 1 | 1 |
| LCS Totals | | 2-2 | 3.00 | 5 | 5 | 0 | 0 | 0 | 33.0 | 34 | 14 | 11 | 9 | 21 |

WORLD SERIES STATISTICS

| Year | Club, Opp. | W-L | ERA | G | GS | CG | SHO | SV | IP | H | R | ER | BB | SO |
|-----------|------------------|-----|------|---|----|----|-----|----|------|----|----|----|----|----|
| 1985 | St. L. vs. K.C. | 2-1 | 3.00 | 3 | 3 | 1 | 1 | 0 | 18.0 | 15 | 6 | 6 | 7 | 14 |
| 1987 | St. L. vs. Minn. | 1-1 | 5.73 | 2 | 2 | 0 | 0 | 0 | 11.0 | 15 | 7 | 7 | 3 | 8 |
| 1988 | L.A. vs. Oak. | 0-0 | 0.00 | 1 | 1 | 0 | 0 | 0 | 1.1 | 0 | 0 | 0 | 0 | 1 |
| WS Totals | | 3-2 | 3.86 | 6 | 6 | 1 | 1 | 0 | 30.1 | 30 | 13 | 13 | 10 | 23 |

LIFETIME NL WON-LOST STATISTICS

| W-L | Pct. | vs. All. | Chi. | Cin. | Hou. | L.A. | Mil. | N.Y. | Phil. | Pitt. | St.L. | S.D. | S.F. |
|-------|------|----------|------|------|------|------|------|------|-------|-------|-------|------|------|
| 66-36 | .647 | 4-5 | 8-2 | 3-1 | 5-3 | 5-5 | 5-4 | 8-6 | 12-4 | 7-1 | 1-0 | 4-3 | 4-2 |

MISCELLANEOUS STATISTICS

| Year | PITCHING TOTALS | | | | | HITTING TOTALS | | | | | | | |
|------------|-----------------|----|----|----|-----|----------------|-----|----|----|----|----|----|-----|
| | IBB | HB | WP | BK | HR | Avg. | AB | R | H | 2B | 3B | HR | RBI |
| 1979 | 1 | 0 | 0 | 0 | 2 | - | - | - | - | - | - | - | - |
| 1980 | 1 | 3 | 1 | 0 | 4 | - | - | - | - | - | - | - | - |
| 1981 | 1 | 3 | 1 | 1 | 11 | - | - | - | - | - | - | - | - |
| 1982 | 3 | 8 | 0 | 2 | 20 | - | - | - | - | - | - | - | - |
| 1983 | 3 | 4 | 8 | 2 | 32 | - | - | - | - | - | - | - | - |
| 1984 | 2 | 1 | 1 | 1 | 19 | .211 | 76 | 3 | 16 | 1 | 0 | 0 | 2 |
| 1985 | 4 | 5 | 4 | 0 | 14 | .138 | 94 | 9 | 13 | 3 | 2 | 0 | 2 |
| 1986 | 5 | 1 | 2 | 1 | 22 | .153 | 72 | 6 | 11 | 1 | 0 | 0 | 6 |
| 1987 | 1 | 1 | 1 | 0 | 11 | .200 | 35 | 1 | 7 | 0 | 0 | 0 | 5 |
| 1988 | 7 | 1 | 0 | 3 | 10 | .085 | 59 | 0 | 5 | 0 | 0 | 0 | 0 |
| MLB Totals | 28 | 27 | 18 | 10 | 145 | .155 | 336 | 19 | 52 | 5 | 2 | 0 | 15 |

TUDOR'S CAREER TRANSACTIONS

Selected by the New York Mets organization in 21st round of free agent draft, June 4, 1975. Selected by the Boston Red Sox organization in secondary phase of free agent draft, January 7, 1983.

Traded with outfielder Brian Harper to St. Louis Cardinals for outfielder-first baseman George Hendrick and catcher Steve Barnard, December 12, 1984.

Traded to the Los Angeles Dodgers for Pedro Guerrero, August 17, 1988.



FERNANDO VALENZUELA

Left-handed pitcher 34

Birthdate: November 1, 1960

Birthplace: Navojoa, Sonora, Mexico

Bats: Left **Throws:** Left

Height: 5-11 **Weight:** 202

M.L. Service: 8 years and 27 days

How Obtained: Purchased from Puebla of the Mexican League, July 6, 1979

1988 Notes: Was the Dodgers' Opening Day pitcher on April 4 vs. San Francisco... Picked up his first win on April 9 at Atlanta, winning 11-3 in 8.0 innings pitched... Was 2-3 for the month with a 3.11 ERA... Had his first of three complete games on April 14 in a 2-0 loss at San Diego... May was not any kinder, posting a 1-2 record and a 4.28 ERA... Won his 3rd game to start the month, pitching a 10-2 complete game win over the Cardinals in St. Louis... Had a

season high 11 strikeouts on May 11 at Pittsburgh in a no-decision... Started five games in June and was 2-0 with a 4.78 ERA for the month... Won his last game of 1988 on June 14 at Atlanta, winning 5-4 in 7.0 innings worked... Final complete game was June 8 vs. Houston, winning 11-1 in Los Angeles... Had his shortest career start on June 25 at Cincinnati, pitching just two-thirds of an inning... Struggled through July with a 0-3 record and on July 30

vs. Houston, he had to leave the game after 4.2 innings worked with shoulder problems . . . Was placed on the DL for the first time in his career on July 31 with a stretched anterior capsule in the left shoulder . . . Also the first time he missed his turn in the starting rotation since becoming a starter Opening Day in 1981 (255 starts) . . . Underwent an extensive rehabilitation program to build muscle in the shoulder . . . Made a September 26 start at San Diego and pitched 3.0 innings and allowed two runs, one earned . . . Came back on Oct. 1 vs. San Francisco and notched his second career save in 4.0 innings and allowed one unearned run . . . Had career lows in games started (22), innings pitched (142.1) complete games (3) and strikeouts (64) . . . Was just 1-5 at Dodger Stadium . . . Was 5-6 in first 81 games with a 4.19 ERA . . . Finished the year 5-8 with a career high 4.24 ERA and one save . . . Went 7.0 innings or more in 15 of 23 games . . . Did not appear in postseason play . . . Had won 10 or more games in his previous seven seasons . . . Has struck-out 1528 batters in the last 10 years, 4th best among active pitchers . . . Has 944 in the last five years, 7th best . . . Has the best ERA (3.17) in the last 10 years among active pitchers .

M.L. Career: 1987-Was 14-14 and tied for N.L. high honors with 12 complete games . . . Finished 3rd in the N.L. with 251.0 innings pitched, 4th with 190 strikeouts and 8th with 14 wins . . . Won five of his last eight decisions . . . Set an L.A. record with 124 walks and had career highs in hits (254), earned runs (111), home runs (25) and wild pitches (14) . . . Had his 100th career win on April 12, a 7-5 win over the Giants . . . Was second youngest Dodger to win 100 games at age 26 years, five months . . . Don Drysdale was 26 and one month in 1962 . . . Allowed three home runs in a game on May 4 at Chicago, 5th time in his career . . . Hit 7th career home run September 5 off Ron Darling of the Mets, his first since 1985.

1986-Was 21-11 and his 21 wins led the N.L. . . . It was his first 20-win season . . . Became the 26th Dodger to win 20 or more games in a season . . . Led the majors with

a career high 20 complete games, the most since Sandy Koufax's 27 in 1966 . . . Was 2nd in the league with 269.1 innings pitched and 2nd with 242 strikeouts . . . His 242 strikeouts was a career high . . . Tied for 3rd in the N.L. with three shutouts and was 10th with his 3.14 ERA . . . Was runner-up to Houston's Mike Scott in Cy Young balloting . . . N.L. Gold Glove Winner, 2nd Dodger pitcher to win award (Andy Messersmith, 1974-75). Tied Carl Hubbell's All-Star Game record with five straight strikeouts.

1985-Set major league record by not allowing an earned run at the start of the season for 41.1 innings, breaking the Dodger mark of 29 set by Wheeler Dell in 1916 and major league record of 40.2 over six games by Hooks Wiltsie of the New York Giants . . . Was N.L. pitcher of the month for April . . . Had a career high nine game winning streak . . . Was 17-10 with a career best 2.45 ERA . . . Was 2nd in the league in complete games (14), 3rd in innings pitched (272.1) and shutouts (5), 4th in strikeouts (208) and 10th in wins (17).

1984-Finished 12-17, his first losing season in the majors . . . Posted a 3.03 ERA in 34 games . . . Finished second in the N.L. in innings pitched (261), strikeouts (240) and complete games (12) . . . His 3.03 ERA was 10th best in the league . . . Had a career high 15 strikeouts on May 23 at Philadelphia . . . Hit three home runs . . . Pitched two shutouts.

1983-Was 15-10 with a 3.75 ERA in 35 games, all as a starter . . . Was 2nd in the league with four shutouts . . . Won the Silver Bat for N.L. pitchers . . . Was among N.L. leaders in complete games, strikeouts, innings pitched and wins.

1982-Finished third in Cy Young voting with a 19-13 record and a 2.87 ERA . . . Started a career high 37 games and pitched a career best 285.0 innings . . . His 19 wins was 2nd best in the N.L. along with his 285.0 innings pitched and 18 complete games . . . Played left field and right field in 21-inning game at Chicago on Aug. 17-18, a suspended game the Dodgers won, 2-1 . . . Hit first major league home run Aug. 25 at St. Louis off Steve Mura.

1981-Became the first player to

capture Rookie of the Year and Cy Young awards in same season... Was 13-7 in his first full season with the Dodgers... Was selected major league Player-of-the-Year by The Sporting News... Started the All-Star Game for the N.L.... Subbed for Jerry Reuss as Opening Day pitcher and blanked Houston 2-0 on five hits... Won eight straight to start the season including seven complete games and a 0.50 ERA... Led the N.L. in complete games (11), shutouts (8), innings pitched (192.1) and strikeouts (180)... Tied the major league record for shutouts by a rookie set by Ewell Russell of the 1913 Chicago White Sox... Was the first rookie to lead the league in strikeouts... Had longest consecutive scoreless innings streak in N.L., throwing 36 straight scoreless innings... His 2.48 ERA was 7th best in the league.

1980-Promoted to Los Angeles on Sept. 10 and did not allow an earned run in 17.2 innings, all in relief... Counting his San Antonio streak, he pitched 52.2 con-

secutive scoreless innings... Was 2-0 with the Dodgers with one save in 10 games... Struck out 16 in 17.2 innings.

Minor League Notes: 1980-Was 13-9 with San Antonio in 27 games, 25 as a starter... Posted a 3.10 ERA... Threw 11 complete games and four shutouts. 1979-Was 1-2 with Lodi, has first year in professional ball... Pitched in three games, all as a starter, and posted a 1.13 ERA... Started the season in the Mexican League with Yucatan where he was 10-12 with a 2.49 ERA.

Personal: Enjoys spending time with his family in Los Angeles and Mexico... Active with the "Be Smart Stay in School" program that rewards youngsters with perfect attendance... Has five brothers and six sisters... Built a home for his parents in Mexico... Wife's name is Linda... Married on December 29, 1981... They have three children, Fernanado Jr. (9-30-82), Ricardo (3-19-84) and Linda (4-18-86).

Fernando Anguamea Valenzuela

| Year | Club | W-L | ERA | G | GS | CG | SHO | SV | IP | H | R | ER | BB | SO |
|-----------|-------------|--------|------|-----|-----|----|-----|----|--------|------|-----|-----|-----|------|
| 1978 | Guanajuato | 5-6 | 2.23 | 16 | 13 | 6 | 0 | 1 | 93.0 | 88 | 46 | 23 | 46 | 91 |
| 1979 | Yucatan | 10-12 | 2.49 | 26 | 26 | 12 | 2 | 0 | 181.0 | 157 | 68 | 50 | 70 | 141 |
| | Lodi | 1-2 | 1.13 | 3 | 3 | 0 | 0 | 0 | 24.0 | 21 | 10 | 3 | 13 | 18 |
| 1980 | San Antonio | 13-9 | 3.10 | 27 | 25 | 11 | 4 | 0 | 174.0 | 156 | 70 | 60 | 70 | 162 |
| | Los Angeles | 2-0 | 0.00 | 10 | 0 | 0 | 0 | 1 | 17.2 | 8 | 2 | 0 | 5 | 16 |
| 1981 | Los Angeles | 13-7 | 2.48 | 25 | 25 | 11 | 8 | 0 | 192.1 | 140 | 55 | 53 | 61 | 180 |
| 1982 | Los Angeles | 19-13 | 2.87 | 37 | 37 | 18 | 4 | 0 | 285.0 | 247 | 105 | 91 | 83 | 199 |
| 1983 | Los Angeles | 15-10 | 3.75 | 35 | 35 | 9 | 4 | 0 | 257.0 | 245 | 122 | 107 | 99 | 189 |
| 1984 | Los Angeles | 12-17 | 3.03 | 34 | 34 | 12 | 2 | 0 | 261.0 | 218 | 109 | 88 | 106 | 240 |
| 1985 | Los Angeles | 17-10 | 2.45 | 35 | 35 | 14 | 5 | 0 | 272.1 | 211 | 92 | 74 | 101 | 208 |
| 1986 | Los Angeles | 21-11 | 3.14 | 34 | 34 | 20 | 3 | 0 | 269.1 | 226 | 104 | 94 | 85 | 242 |
| 1987 | Los Angeles | 14-14 | 3.98 | 34 | 34 | 12 | 1 | 0 | 251.0 | 214 | 120 | 111 | 124 | 190 |
| 1988 | Los Angeles | 5-8 | 4.24 | 23 | 22 | 3 | 0 | 1 | 142.1 | 142 | 71 | 67 | 76 | 64 |
| ML Totals | | 118-90 | 3.16 | 267 | 256 | 99 | 27 | 2 | 1948.0 | 1691 | 780 | 685 | 740 | 1528 |

GW-RBI: 1980-0, 1981-2, 1982-1, 1983-1, 1984-2, 1985-0, 1986-0, 1987-1, 1988-0, Total-7.

DAZZY VANCE WINS 15 STRAIGHT

Dazzy Vance holds the Dodger record for consecutive games won as a pitcher. Vance won 15 straight in 1924. The Los Angeles record for a starter is held by Burt Hooton at 12 set in 1975. The Los Angeles record for a reliever is 13 set by Phil Regan in 1966.

vs. NATIONAL LEAGUE

| | W-L | ERA | 1988 | | | | Career | | | | | | | | | |
|---------------|-----|-------|-------|----|----|----|--------|------|--------|-----|------|----|--|--|--|--|
| | | | IP | ER | SO | SV | W-L | ERA | IP | ER | SO | SV | | | | |
| vs. West | | | | | | | | | | | | | | | | |
| Atlanta | 2-0 | 3.00 | 15.0 | 5 | 4 | 0 | 17-6 | 3.65 | 212.0 | 86 | 149 | 0 | | | | |
| Cincinnati | 0-0 | 24.00 | 3.0 | 8 | 2 | 0 | 6-10 | 4.09 | 189.1 | 86 | 139 | 0 | | | | |
| Houston | 1-0 | 1.98 | 13.2 | 3 | 3 | 0 | 14-8 | 2.33 | 212.2 | 55 | 171 | 0 | | | | |
| San Diego | 0-1 | 2.95 | 18.1 | 6 | 9 | 0 | 14-9 | 3.00 | 219.1 | 73 | 154 | 1 | | | | |
| San Francisco | 1-2 | 2.55 | 24.2 | 7 | 11 | 1 | 14-15 | 2.82 | 252.1 | 79 | 230 | 1 | | | | |
| West Total | 4-3 | 3.50 | 74.2 | 29 | 29 | 1 | 65-48 | 3.14 | 1085.2 | 379 | 843 | 2 | | | | |
| vs. East | | | | | | | | | | | | | | | | |
| Chicago | 0-1 | 5.14 | 14.0 | 8 | 5 | 0 | 6-7 | 4.47 | 110.2 | 55 | 88 | 0 | | | | |
| Montreal | 0-1 | 4.50 | 16.0 | 8 | 6 | 0 | 11-5 | 2.99 | 159.1 | 53 | 94 | 0 | | | | |
| New York | 0-1 | 27.00 | 1.2 | 5 | 0 | 0 | 8-10 | 3.57 | 161.1 | 64 | 135 | 0 | | | | |
| Philadelphia | - | - | - | - | - | - | 9-6 | 2.46 | 117.0 | 32 | 121 | 0 | | | | |
| Pittsburgh | 0-0 | 1.29 | 7.0 | 1 | 8 | 0 | 7-6 | 2.45 | 128.2 | 35 | 107 | 0 | | | | |
| St. Louis | 1-2 | 4.97 | 29.0 | 16 | 16 | 0 | 12-8 | 3.25 | 185.1 | 67 | 140 | 0 | | | | |
| East Total | 1-5 | 5.05 | 67.2 | 38 | 35 | 0 | 53-42 | 3.19 | 862.1 | 306 | 685 | 0 | | | | |
| 1988 Totals | 5-8 | 4.24 | 142.1 | 67 | 64 | 1 | 118-90 | 3.16 | 1948.0 | 685 | 1528 | 2 | | | | |
| Home | 1-5 | 5.34 | 64.0 | 38 | 29 | 1 | | | | | | | | | | |
| Away | 4-3 | 3.33 | 78.1 | 29 | 35 | 0 | | | | | | | | | | |
| Day | 1-4 | 4.03 | 60.1 | 27 | 26 | 1 | | | | | | | | | | |
| Night | 4-4 | 4.39 | 82.0 | 40 | 38 | 0 | | | | | | | | | | |
| 1st Half | 5-6 | 4.19 | 111.2 | 52 | 47 | 0 | | | | | | | | | | |
| 2nd Half | 0-2 | 4.40 | 30.2 | 15 | 17 | 1 | | | | | | | | | | |
| In April | 2-3 | 3.11 | 37.2 | 13 | 17 | 0 | | | | | | | | | | |
| May | 1-2 | 4.28 | 33.2 | 16 | 16 | 0 | | | | | | | | | | |
| June | 2-0 | 4.78 | 26.1 | 14 | 6 | 0 | | | | | | | | | | |
| July | 0-3 | 5.50 | 37.2 | 23 | 21 | 0 | | | | | | | | | | |
| August | - | - | - | - | - | - | | | | | | | | | | |
| Sept.-Oct. | 0-0 | 1.28 | 7.0 | 1 | 4 | 1 | | | | | | | | | | |

VALENZUELA'S BEST

Season

W: 21 in 1986
ERA: 2.45 in 1985
SV: 1 in 1980, 1988
IP: 285 in 1982
SO: 242 in 1986
Win Strk: 9 in 1985

Game

Low Hit: 2, (7 times), last time
September 22, 1986 at Houston
SO: 15, May 23, 1984 at
Philadelphia

DIVISION CHAMPIONSHIP SERIES STATISTICS

| Year | Club, Opp. | W-L | ERA | G | GS | CG | SHO | SV | IP | H | R | ER | BB | SO |
|------|---------------|-----|------|---|----|----|-----|----|------|----|---|----|----|----|
| 1981 | L.A. vs. Hst. | 1-0 | 1.06 | 2 | 2 | 1 | 0 | 0 | 17.0 | 10 | 2 | 2 | 3 | 10 |

LEAGUE CHAMPIONSHIP SERIES STATISTICS

| Year | Club, Opp. | W-L | ERA | G | GS | CG | SHO | SV | IP | H | R | ER | BB | SO |
|------------|-----------------|-----|------|---|----|----|-----|----|----------------|----|---|----|----|----|
| 1981 | L.A. vs. Mtl. | 1-1 | 2.40 | 2 | 2 | 0 | 0 | 0 | 15.0 | 10 | 4 | 4 | 5 | 10 |
| 1983 | L.A. vs. Phil. | 1-0 | 1.13 | 1 | 1 | 0 | 0 | 0 | 8.0 | 7 | 1 | 1 | 4 | 5 |
| 1985 | L.A. vs. St. L. | 1-0 | 1.88 | 2 | 2 | 0 | 0 | 0 | 14.1 | 11 | 3 | 3 | 10 | 13 |
| 1988 | L.A. vs. Mets | | | | | | | | (did not play) | | | | | |
| LCS Totals | | 3-1 | 1.93 | 5 | 5 | 0 | 0 | 0 | 37.1 | 28 | 8 | 8 | 19 | 28 |

WORLD SERIES STATISTICS

| Year | Club, Opp. | W-L | ERA | G | GS | CG | SHO | SV | IP | H | R | ER | BB | SO |
|------|---------------|-----|------|---|----|----|-----|----|----------------|---|---|----|----|----|
| 1981 | L.A. vs. N.Y. | 1-0 | 4.00 | 1 | 1 | 1 | 0 | 0 | 9.0 | 9 | 4 | 4 | 7 | 6 |
| 1988 | L.A. vs. Oak. | | | | | | | | (did not play) | | | | | |

ALL-STAR GAME STATISTICS

| Year | Club, Site | W-L | ERA | G | GS | CG | SHO | SV | IP | H | R | ER | BB | SO |
|-----------|---------------|-----|------|---|----|----|-----|----|--------------------------|---|---|----|----|----|
| 1981 | NL, Cleve. | 0-0 | 0.00 | 1 | 1 | 0 | 0 | 0 | 1.0 | 2 | 0 | 0 | 0 | 0 |
| 1982 | NL, Mtl. | 0-0 | 0.00 | 1 | 0 | 0 | 0 | 0 | 0.2 | 0 | 0 | 0 | 0 | 2 |
| 1983 | NL, Chi. (AL) | | | | | | | | (selected, did not play) | | | | | |
| 1984 | NL, S.F. | 0-0 | 0.00 | 1 | 0 | 0 | 0 | 0 | 2.0 | 2 | 0 | 0 | 0 | 3 |
| 1985 | NL, Minn. | 0-0 | 0.00 | 1 | 0 | 0 | 0 | 0 | 1.0 | 0 | 0 | 0 | 1 | 1 |
| 1986 | NL, Hst. | 0-0 | 0.00 | 1 | 0 | 0 | 0 | 0 | 3.0 | 1 | 0 | 0 | 0 | 5 |
| AS Totals | | 0-0 | 0.00 | 5 | 1 | 0 | 0 | 0 | 7.2 | 5 | 0 | 0 | 3 | 9 |

LIFETIME NL WON-LOST STATISTICS

| W-L | Pct. | vs. Atl. | Chi. | Cin. | Hst. | Mtl. | N.Y. | Phil. | Pitt. | St.L. | S.D. | S.F. |
|--------|------|----------|------|------|------|------|------|-------|-------|-------|------|-------|
| 118-90 | .541 | 17-6 | 6-7 | 6-10 | 14-8 | 11-5 | 8-10 | 9-6 | 7-6 | 12-8 | 14-9 | 14-15 |

MISCELLANEOUS STATISTICS

| Year | PITCHING TOTALS | | | | | HITTING TOTALS | | | | | | | |
|-----------|-----------------|----|----|----|-----|----------------|-----|----|-----|----|----|----|-----|
| | IBB | HB | WP | BK | HR | Avg. | AB | R | H | 2B | 3B | HR | RBI |
| 1980 | 0 | 0 | 0 | 1 | 0 | .000 | 1 | 0 | 0 | 0 | 0 | 0 | 0 |
| 1981 | 4 | 1 | 4 | 0 | 11 | .250 | 64 | 3 | 16 | 0 | 1 | 0 | 7 |
| 1982 | 12 | 2 | 4 | 0 | 13 | .168 | 95 | 6 | 16 | 0 | 0 | 1 | 9 |
| 1983 | 10 | 3 | 12 | 1 | 16 | .187 | 91 | 5 | 17 | 3 | 0 | 1 | 9 |
| 1984 | 4 | 2 | 11 | 1 | 14 | .190 | 79 | 5 | 15 | 3 | 0 | 3 | 7 |
| 1985 | 5 | 1 | 10 | 1 | 14 | .216 | 97 | 7 | 21 | 2 | 0 | 1 | 7 |
| 1986 | 5 | 1 | 13 | 0 | 18 | .220 | 109 | 5 | 24 | 4 | 0 | 0 | 7 |
| 1987 | 4 | 4 | 14 | 1 | 25 | .141 | 92 | 4 | 13 | 1 | 0 | 1 | 8 |
| 1988 | 4 | 0 | 7 | 1 | 11 | .182 | 44 | 2 | 8 | 2 | 0 | 0 | 1 |
| ML Totals | 48 | 14 | 75 | 6 | 122 | .193 | 672 | 37 | 130 | 15 | 1 | 7 | 55 |

VALENZUELA'S CAREER TRANSACTIONS

Purchased from Puebla of the Mexican League, July 6, 1979.

VALENZUELA'S GAME HIGHS

Hitting

Most Hits: 3, April 27, 1981 vs. San Francisco.

Most RBI: 3, (twice) last time, June 8, 1983 at Atlanta.

Most Home Runs: 1, (7 times) last time, September 5, 1987 vs. New York (vs. Ron Darling).



JOSE VIZCAINO

Infielder 44

Birth date: March 26, 1968

Birthplace: Palenque de San Cristobal, DR

Bats: Both **Throws:** Right

Height: 6-1 **Weight:** 150

M.L. Service: None

How Obtained: Signed as a free agent, February 18, 1986.

1988: For Bakersfield, voted 2nd best shortstop and 3rd most improved by California League managers . . . Starting shortstop for Southern Division-California League All-Stars . . . Led all league shortstops with .290 batting average . . . 3rd in league in putouts, assists and double plays . . . Played winter ball in Escogido.

Minor League Notes: 1987-Played shortstop for Sarasota's 1987 Gulf League Championship team . . . Finished 3rd in assists in the GCL . . . Led all shortstops in double plays with 23.

Personal: Graduated from Americo Perez Tolentino High School . . . Played baseball, basketball and volleyball . . . Single.

Jose Luis (Pimental) Vizcaino

| Year | Club | Avg. | G | AB | R | H | 2B | 3B | HR | RBI | BB | SO | SB |
|------|-------------|------|-----|-----|----|-----|----|----|----|-----|----|----|----|
| 1987 | Sarasota | .253 | 49 | 150 | 26 | 38 | 5 | 1 | 0 | 12 | 22 | 24 | 8 |
| 1988 | Bakersfield | .290 | 122 | 434 | 77 | 126 | 11 | 4 | 0 | 38 | 50 | 54 | 13 |

VIZCAINO'S CAREER TRANSACTIONS

Signed as a free agent, February 18, 1986 by Scouts Pablo Peguero and Ralph Avila.



JOHN WETTELAND

Right-handed pitcher 57

Birth date: August 22, 1966

Birthplace: San Mateo, CA

Bats: Right **Throws:** Right

Height: 6-2 **Weight:** 195

M.L. Service: None

How Obtained: Dodgers' #2 selection in January, 1985 draft. Obtained by Detroit Tigers in December, 1987 Major League draft. Reacquired by Dodgers, March 29, 1988.

1988 Notes: Drafted by Detroit off the Vero Beach roster prior to 1988 season . . . Missed last cut for Tigers' squad and was reacquired by Dodgers and assigned to San Antonio . . . Texas League Player of the Month in May . . . Starting pitcher for Texas League All-Star Game . . . Finished 2nd in league in strikeouts (140) . . . Played winter ball for Santurce.

Minor League Notes: 1987 - Enjoyed a fine season, going 12-7 with 3.13 ERA at Vero Beach (A) of the Florida State League . . . Ranked 4th in the league in strike-

outs (144) . . . Fired a three-hitter to beat Charlotte, 1-0, on July 23. 1986 - Won his last four decisions (2.76 ERA) after losing 10 games in a row at Great Falls.

Personal: Graduated from Cardinal Newman High School in Santa Rosa, CA . . . Works as a carpenter in the off-season . . . Fine musician, playing clarinet and saxophone . . . John's father, Ed, is a well-known pianist in San Francisco and a former player in the Chicago Cubs organization . . . Single.

John Karl Wetteland

| Year | Club | W-L | ERA | G | GS | CG | SHO | SV | IP | H | R | ER | BB | SO |
|------|-------------|------|------|----|----|----|-----|----|-------|-----|----|----|----|-----|
| 1985 | Great Falls | 1-1 | 3.92 | 11 | 2 | 0 | 0 | 0 | 20.2 | 17 | 10 | 9 | 15 | 23 |
| 1986 | Bakersfield | 0-7 | 5.78 | 15 | 12 | 4 | 0 | 0 | 67.0 | 71 | 50 | 43 | 46 | 38 |
| | Great Falls | 4-3 | 5.45 | 12 | 12 | 1 | 0 | 0 | 69.1 | 70 | 51 | 42 | 40 | 59 |
| 1987 | Vero Beach | 12-7 | 3.13 | 27 | 27 | 7 | 2 | 0 | 175.2 | 150 | 81 | 61 | 92 | 144 |
| 1988 | San Antonio | 10-8 | 3.88 | 25 | 25 | 3 | 1 | 0 | 162.1 | 141 | 74 | 70 | 77 | 140 |

WETTELAND'S CAREER TRANSACTIONS

Selected by the New York Mets in 12th round of June free agent draft, 1984.

Selected by the Los Angeles Dodgers in January free agent draft, 1985 by Dick Hanlon and Dick Murray.

Selected by Detroit Tigers in December Major League Draft, 1987.

Reacquired by the Los Angeles Dodgers, March 29, 1988.

KOUFAX HOLDS MARK AT DODGER STADIUM

Sandy Koufax holds the record for most wins in a season for a Dodger pitcher in games at Dodger Stadium. Koufax was 14-3 in 1965.



TRACY WOODSON

Infielder 21

Birth date: October 5, 1962

Birthplace: Richmond, VA

Bats: Right **Throws:** Right

Height: 6-3 **Weight:** 216

M.L. Status: 1 year and 17 days

How Obtained: Dodgers' #3 selection in the June, 1984 free agent draft.

1988 Notes: Contract was purchased on July 8 from Albuquerque... Played in 64 games and hit .249... Started 11 games in July (seven at third, four at first) and batted .209 (9-for-44) with five RBI... From July 27 to Sept. 1, he started 29 games at third while Jeff Hamilton was on the DL... During that span, he hit .250 with two home runs and 12 RBI... Had game-winning pinch-hit single on July 15 vs. the Cubs... It was his first hit of the season... Started 26 of 28 games in Aug. and hit .258 with eight RBI... Hit his first home run on Aug. 1 vs. the Reds... Had a season and career high six-game hitting streak... Hit safely in 14 of 16 games and saw his average climb from .196 to a season high .252 on Aug. 20... Closed the regular season with a .400 average (8-for-20) and hit safely in 6-of-8 games... Committed just four errors in first 46 games... Established career highs with 64 games, 173 at-bats, 43 hits, 15 runs, 3 home runs and 15 RBI... Hit .305 on artificial turf... Hit .279 at night compared to .176 in the day... Batted .250 with men in scoring position... Was 1-for-4 in the NLCS and was 0-for-4 in the World Series with a RBI.

M.L. Career: 1987-Made the Dodgers' Opening Day roster, but spent most of the first half of the season with Albuquerque... Hit his first major league home run off Nolan Ryan of the Astros in Los Angeles... First major league hit was April 9 vs. San Francisco off Jim Gott... Batted .228 for the Dodgers in 53 games with one

home run and 11 RBI.

Minor League Notes: 1988-Batted .319 for Albuquerque in 85 games with 17 runs and 73 RBI... Joined the Dodgers on July 8.

1987-Batted .290 for Albuquerque in 67 games... Had five homers and 44 RBI. 1986-Was chosen to the Texas League All-Star squad with a .269 average with 18 homers and 90 RBI... Led the Texas League in fielding percentage (.947) putouts (135)... Was an All-Star in winter ball for Santurce of the Puerto Rican Winter League. 1985-Second in games played in the Florida State League with Vero Beach... Played 76 games and had four homers and 36 RBI.

Personal: Graduate of Benedictine High School in Richmond, VA, where he played baseball and basketball as a senior... He was named to the All-Richmond Metro and All-State first team in baseball and was All-State Catholic first team and All-Richmond Metro third team in basketball... Attended North Carolina State and majored in business management... Was named ACC Player-of-the-Year, NCAA College All-America and was selected on Baseball America's second team... Set career mark for most homers (46) at N.C. State and season records for homers (25) and RBI (77) for the Wolfpack... Likes playing cards, golf, basketball and watching television... Signed by Jim Garland... Wife's name is Maria... Married Sept. 14, 1985... Expecting their first child in March.

Tracy Michael Woodson

| Year | Club | Avg. | G | AB | R | H | 2B | 3B | HR | RBI | BB | SO | SB |
|-----------|-------------|------|-----|-----|----|-----|----|----|----|-----|----|----|----|
| 1984 | Vero Beach | .219 | 76 | 256 | 29 | 56 | 9 | 0 | 4 | 36 | 27 | 41 | 7 |
| 1985 | Vero Beach | .250 | 138 | 504 | 55 | 126 | 30 | 4 | 9 | 62 | 50 | 78 | 10 |
| 1986 | San Antonio | .269 | 131 | 495 | 65 | 133 | 27 | 3 | 18 | 90 | 33 | 59 | 4 |
| 1987 | Albuquerque | .290 | 67 | 259 | 37 | 75 | 13 | 2 | 5 | 44 | 17 | 22 | 1 |
| | Los Angeles | .228 | 53 | 136 | 14 | 31 | 8 | 1 | 1 | 11 | 9 | 21 | 1 |
| 1988 | Albuquerque | .319 | 85 | 313 | 46 | 100 | 21 | 1 | 17 | 73 | 39 | 48 | 1 |
| | Los Angeles | .249 | 64 | 173 | 15 | 43 | 4 | 1 | 3 | 15 | 7 | 32 | 1 |
| ML Totals | | .239 | 107 | 309 | 29 | 74 | 12 | 2 | 4 | 26 | 16 | 53 | 2 |

GW-RBI: 1987-2, 1988-4, Total-6.

vs. NATIONAL LEAGUE

| | Avg. | 1988 | | | | | Career | | | | |
|---------------------|----------------|------|----|----|-----|--------------------------------------------------------------------------------------------------------------------------------------------------------------------------------------------------------------------------------------------------------------------------------------------------------------------------------------------------------|--------|----|----|-----|--|
| | | AB | H | HR | RBI | Avg. | AB | H | HR | RBI | |
| vs. West | | | | | | | | | | | |
| Atlanta | .000 | 3 | 0 | 0 | 0 | .000 | 3 | 0 | 0 | 0 | |
| Cincinnati | .200 | 30 | 6 | 1 | 2 | .200 | 30 | 6 | 1 | 2 | |
| Houston | .273 | 22 | 6 | 0 | 2 | .243 | 37 | 9 | 1 | 4 | |
| San Diego | .545 | 11 | 6 | 1 | 1 | .286 | 35 | 10 | 1 | 2 | |
| San Francisco | .160 | 25 | 4 | 0 | 2 | .235 | 43 | 8 | 0 | 3 | |
| West Total | .242 | 91 | 22 | 2 | 7 | .223 | 148 | 33 | 3 | 11 | |
| vs. East | | | | | | | | | | | |
| Chicago | .083 | 12 | 1 | 0 | 2 | .133 | 15 | 2 | 0 | 3 | |
| Montreal | .263 | 19 | 5 | 1 | 1 | .245 | 49 | 11 | 1 | 4 | |
| New York | .214 | 14 | 3 | 0 | 0 | .273 | 33 | 9 | 0 | 0 | |
| Philadelphia | .286 | 21 | 6 | 0 | 3 | .194 | 36 | 7 | 0 | 5 | |
| Pittsburgh | .300 | 10 | 3 | 0 | 1 | .411 | 17 | 7 | 0 | 2 | |
| St. Louis | .500 | 6 | 3 | 0 | 1 | .455 | 11 | 5 | 0 | 1 | |
| East Total | .256 | 82 | 21 | 1 | 8 | .255 | 161 | 41 | 1 | 15 | |
| 1988 Totals | .249 | 173 | 43 | 3 | 15 | .239 | 309 | 74 | 4 | 26 | |
| Home | .237 | 76 | 18 | 2 | 5 | WOODSON'S BEST Season Avg.: .249 in 1988 Hits: 43 in 1988 HR: 3 in 1988 RBI: 15 in 1988 Game Most Hits: 2 (6 times), last time, September 26, 1988 at San Diego Most RBI: 2 (2 times), last time, August 26, 1988 at Philadelphia Most HR: 1 (4 times), last time, September 26, 1988 at San Diego | | | | | |
| Away | .258 | 97 | 25 | 1 | 10 | | | | | | |
| Day | .176 | 51 | 9 | 0 | 4 | | | | | | |
| Night | .279 | 122 | 34 | 3 | 11 | | | | | | |
| 1st Half | - | - | - | - | - | | | | | | |
| 2nd Half | .249 | 173 | 43 | 3 | 15 | | | | | | |
| vs. RHP | .247 | 89 | 22 | 1 | 8 | | | | | | |
| vs. LHP | .250 | 84 | 21 | 2 | 7 | | | | | | |
| Pinch-Hit | .333 | 9 | 3 | 0 | 2 | | | | | | |
| In April | - | - | - | - | - | | | | | | |
| May | - | - | - | - | - | | | | | | |
| June | - | - | - | - | - | | | | | | |
| July | .205 | 44 | 9 | 0 | 5 | | | | | | |
| August | .258 | 93 | 24 | 2 | 8 | | | | | | |
| Sept.-Oct. | - | 36 | 10 | 1 | 2 | | | | | | |
| Longest Streak 1988 | 6 games | | | | | | | | | | |
| Career | 6 games (1988) | | | | | | | | | | |

LEAGUE CHAMPIONSHIP SERIES STATISTICS

| Year | Club, Opp. | Avg. | G | AB | R | H | 2B | 3B | HR | RBI | BB | SO | SB |
|------|---------------|------|---|----|---|---|----|----|----|-----|----|----|----|
| 1988 | L.A. vs. Mets | .250 | 3 | 4 | 0 | 1 | 0 | 0 | 0 | 0 | 0 | 1 | 0 |

WORLD SERIES STATISTICS

| Year | Club, Opp. | Avg. | G | AB | R | H | 2B | 3B | HR | RBI | BB | SO | SB |
|------|---------------|------|---|----|---|---|----|----|----|-----|----|----|----|
| 1988 | L.A. vs. Oak. | .000 | 4 | 4 | 0 | 0 | 0 | 0 | 0 | 1 | 0 | 0 | 0 |

ADDITIONAL BATTING STATISTICS

| Year | IBB | HP | SF | SH | CS | TB | Year | IBB | HP | SF | SH | CS | TB |
|------|-----|----|----|----|----|----|-----------|-----|----|----|----|----|-----|
| 1987 | 2 | 2 | 1 | 0 | 1 | 44 | 1988 | 1 | 1 | 2 | 0 | 2 | 58 |
| | | | | | | | ML Totals | 3 | 3 | 3 | 0 | 3 | 102 |

WOODSON'S CAREER TRANSACTIONS

Selected by the Los Angeles Dodgers in 3rd round of free agent draft, June, 1978; signed by Jim Garland.

NON-ROSTER PLAYERS

Kevin Armstrong

RHP

61

Armstrong, Kevin L. Born 3-29-64, San Antonio, TX. Ht. 6-0. Wt. 175. Bats-R. Throws-R. How obtained: Selected by Albuquerque from the Wichita (Padres) roster December 6, 1988 on the recommendation of scout Gib Bodet.

1988: Finished third on his Riverside club in wins with eight . . . averaged almost a strikeout an inning . . . allowed six earned runs in 23.2 innings June 16-July 6 . . . won his first five decisions.

Career: Has pitched four pro seasons . . . best season was 1986 with Columbia (Mets) in the South Atlantic League . . . led the SAL in wins (17) and tied for the lead in shutouts (3) . . . traded from the Mets to the Padres in the eight-player deal in December, 1986 that involved Kevin McReynolds.

Personal: Attended Robert E. Lee HS in San Antonio and Sam Houston University. . . wife's name is Amy.

| Year | Club | W-L | ERA | G | GS | CG | SHO | SV | IP | H | R | ER | BB | SO |
|------|--------------|------|------|----|----|----|-----|----|-------|-----|----|----|----|-----|
| 1985 | Little Falls | 5-5 | 2.63 | 15 | 13 | 2 | 1 | 0 | 92.0 | 77 | 34 | 27 | 32 | 69 |
| 1986 | Columbia | 17-5 | 2.72 | 26 | 26 | 6 | 3 | 0 | 189.0 | 161 | 88 | 57 | 65 | 150 |
| 1987 | Wichita | 2-5 | 6.78 | 15 | 15 | 0 | 0 | 0 | 73.0 | 103 | 63 | 55 | 42 | 36 |
| 1988 | Riverside | 8-3 | 3.84 | 18 | 10 | 0 | 0 | 0 | 84.1 | 81 | 45 | 36 | 31 | 74 |

Tony Barron

OF

76

Barron, Anthony Dirk Born 8-17-66, Portland, OR. Ht. 6-0. Wt. 185. Bats-R. Throws-R. How obtained: Dodgers' #7 selection in the June, 1987 Free Agent Draft, signed by scout Hank Jones.

1988: Had fine season with .303 mark and 36 stolen bases . . . had 43 hits in 125 at-bats in the final five weeks (.344) . . . had 11 hits in 26 at-bats (.423) August 17-24.

Personal: Attended Spanaway Lake High School and Willamette University . . . all-state player and most valuable offensive player in state all-star game . . . all-conference and all-district at Willamette in 1987 . . . studying business economics at Willamette.

| Year | Club | Avg. | G | AB | R | H | 2B | 3B | HR | RBI | BB | SO | SB |
|------|-------------|------|----|-----|----|----|----|----|----|-----|----|----|----|
| 1987 | Great Falls | .293 | 53 | 171 | 33 | 51 | 13 | 2 | 3 | 30 | 13 | 49 | 5 |
| 1988 | Salem | .303 | 73 | 261 | 54 | 79 | 6 | 3 | 9 | 38 | 25 | 75 | 36 |

Bill Bene

RHP

88

Bene, William Stephen Born 11-21-67, Long Beach, CA. Ht. 6-4. Wt. 200. Bats-R. Throws-R. How obtained: Dodgers' #1 selection in the June, 1988 Free Agent Draft, signed by scout Bob Darwin.

1988: Won five games without a loss for Great Falls . . . averaged almost one strikeout per inning . . . allowed one run with nine strikeouts in seven innings for his fifth win August 24 . . . #2 prospect in the Pioneer League on a vote by the league's coaches and managers.

Personal: Attended Long Beach Jordan High School and Cal State Los Angeles . . . possesses outstanding throwing arm . . . played basketball and baseball in high school.

| Year | Club | W-L | ERA | G | GS | CG | SHO | SV | IP | H | R | ER | BB | SO |
|------|-------------|-----|------|----|----|----|-----|----|------|----|----|----|----|----|
| 1988 | Great Falls | 5-0 | 4.55 | 13 | 12 | 0 | 0 | 0 | 65.1 | 53 | 43 | 33 | 45 | 56 |

Eric Boddie

OF

74

Boddie, Eric Deon Born 8-22-67, Waukegan, IL. Ht. 6-3. Wt. 210. Bats-R. Throws-R. How obtained: Dodgers' #61 selection in the June, 1988 Free Agent Draft, signed by scout Glen Van Proyen.

1988: Hit .333 and was fourth on the team in doubles . . . scored 41 runs in 51 games.

Personal: Attended Waukegan High School and Creighton University ... all-state and all-conference player in baseball and all-conference in basketball.

| Year | Club | Avg. | G | AB | R | H | 2B | 3B | HR | RBI | BB | SO | SB |
|------|-------------|------|----|-----|----|----|----|----|----|-----|----|----|----|
| 1988 | Great Falls | .333 | 51 | 204 | 41 | 68 | 14 | 2 | 4 | 45 | 27 | 54 | 8 |

William Brennan

RHP

46

Brennan, William Raymond Born 1-15-63, Tampa, FL. Ht. 6-3. Wt. 185. Bats-R. Throws-R. How obtained: Signed as a free agent September 1, 1984 by scout Tommy Mixon.

1988: Made his major league debut July 19 in St. Louis ... allowed three runs in 4.2 innings and suffered the loss ... pitched in three games in September ... started Sept. 21 against San Diego and allowed four runs in 2.2 innings ... pitched one scoreless inning against New York on Sept. 2 and against San Diego, Sept. 27 ... struck out seven in 9.1 innings ... second on the Albuquerque club in wins (14) and innings (167) ... walked just 51 in 167 innings ... pitched five complete games ... allowed just one hit in eight innings to Phoenix on May 31 ... opened the season with 10 wins in 12 decisions ... shut out Colorado Springs, June 12 on seven hits. **Career:** Has advanced one level each season in pro ball ... won 10 or more games in three of his four pro seasons ... led the Albuquerque staff in innings in 1987 ... won the 1987 PCL championship game in relief for the Dukes.

Personal: Attended Hillwood High School in Nashville and Mercer University ... named to all-district team in high school ... played semi-pro baseball for Warner-Robins (GA) Reds ... hobbies are fishing, golf, hunting and art ... wife's name and wedding date: Lisa (12-13-86).

| Year | Club | W-L | ERA | G | GS | CG | SHO | SV | IP | H | R | ER | BB | SO |
|------|-------------|------|------|----|----|----|-----|----|-------|-----|----|----|----|----|
| 1985 | Vero Beach | 10-8 | 2.85 | 22 | 21 | 5 | 1 | 0 | 142.0 | 121 | 64 | 45 | 59 | 74 |
| 1986 | San Antonio | 7-9 | 3.87 | 26 | 21 | 3 | 0 | 0 | 146.2 | 149 | 75 | 63 | 61 | 83 |
| 1987 | Albuquerque | 10-9 | 4.31 | 28 | 28 | 4 | 1 | 0 | 171.1 | 188 | 95 | 82 | 67 | 95 |
| 1988 | Albuquerque | 14-8 | 3.82 | 29 | 28 | 5 | 0 | 0 | 167.0 | 177 | 85 | 71 | 51 | 83 |
| | Los Angeles | 0-1 | 6.75 | 4 | 2 | 0 | 0 | 0 | 9.1 | 13 | 7 | 7 | 6 | 7 |

Jerry Brooks

OF

99

Brooks, Jerome Edward Born 3-23-67, Syracuse, NY. Ht. 6-0. Wt. 190. Bats-R. Throws-R. How Obtained: Dodgers' #12 selection in the June, 1988 Free Agent Draft, signed by scout Tommy Mixon.

1988: Led the Great Falls club in doubles and finished second on the team in RBI ... drove in 48 runs in first 48 games ... opened his first pro season with 44 hits in 115 at-bats (.383).

Personal: Attended Fowler High School and Clemson ... all-city player in football and baseball in high school ... once struck out 20 in one game ... led Clemson in hitting, RBI and hits ... third team All-ACC ... 1988 MVP.

| Year | Club | Avg. | G | AB | R | H | 2B | 3B | HR | RBI | BB | SO | SB |
|------|-------------|------|----|-----|----|----|----|----|----|-----|----|----|----|
| 1988 | Great Falls | .347 | 68 | 285 | 63 | 99 | 9 | 3 | 8 | 61 | 24 | 25 | 7 |

Adam Brown

C

90

Brown, Adam Cary Born 8-10-66, Athens, GA. Ht. 6-0. Wt. 205. Bats-L. Throws-R. How obtained: Dodgers' #4 selection in the January, 1986 Free Agent Draft, signed by scout Tommy Mixon.

1988: Leading hitter in the California League with a .352 mark ... drove in 80 runs in 92 games for Bakersfield ... named the #10 prospect in the California League ... had two hits and five RBI in 13-4 win over Fresno April 21 ... had three hits and five RBI in 10-6 over Visalia on May 9 ... drove in four runs against San Jose on May 18 ... promoted to San Antonio in June and early August.

Career: Did not play the entire 1987 season due to shoulder problems . . . hit .300 with 41 RBI in 64 games his first season at Great Falls in 1986.
Personal: Attended Monroe High School and DeKalb Community College . . . set National Junior College record for home runs in a season (27) and career (48) . . . named to NJCAA All-America second team . . . hobbies are hunting and fishing.

| Year | Club | Avg. | G | AB | R | H | 2B | 3B | HR | RBI | BB | SO | SB |
|------|-------------|------|----|-----|----|------------------------|----|----|----|-----|----|----|----|
| 1986 | Great Falls | .300 | 64 | 209 | 30 | 63 | 13 | 1 | 8 | 41 | 37 | 62 | 6 |
| 1987 | Bakersfield | | | | | (injured—did not play) | | | | | | | |
| 1988 | Bakersfield | .352 | 92 | 318 | 66 | 112 | 18 | 3 | 9 | 80 | 54 | 50 | 5 |
| | San Antonio | .296 | 30 | 98 | 14 | 29 | 5 | 0 | 2 | 13 | 7 | 19 | 0 |

Dennis Burt

RHP

92

Burt, Dennis Allen Born 11-29-57, San Diego, CA. Ht. 6-0. Wt. 190. Bats-S. Throws-R. How obtained: Signed as a free agent April 4, 1987.

1988: Third on the Albuquerque staff in wins and tied for second in innings . . . allowed one run in seven innings on April 25 . . . pitched 7.1 scoreless innings against Portland on June 16 . . . shut out Tucson on five hits July 23 . . . won seven straight games June 16-August 2.

Personal: Attended Villa Park High School and Santa Ana JC . . . all-league at Santa Ana JC . . . made major league debut with the Twins in 1985 with a 2-2 record and a 3.81 ERA in 28 innings.

| Year | Club | W-L | ERA | G | GS | CG | SHO | SV | IP | H | R | ER | BB | SO |
|------|--------------|-------|------|----|----|----|-----|----|-------|-----|----|----|----|-----|
| 1976 | Elmira | 5-0 | 1.23 | 8 | 5 | 0 | 0 | 0 | 44 | 22 | 7 | 6 | 20 | 34 |
| 1977 | Winter Haven | 2-1 | 0.84 | 7 | 6 | 0 | 0 | 0 | 32 | 20 | 13 | 3 | 18 | 12 |
| 1978 | Winter Haven | 8-4 | 2.62 | 29 | 10 | 1 | 0 | 5 | 100 | 76 | 35 | 29 | 39 | 76 |
| 1979 | Winter Haven | 11-10 | 2.37 | 35 | 20 | 9 | 2 | 0 | 152 | 113 | 53 | 40 | 74 | 109 |
| 1980 | Bristol | 11-8 | 3.55 | 31 | 22 | 6 | 3 | 1 | 165 | 141 | 74 | 65 | 93 | 102 |
| 1981 | Bristol | 10-8 | 2.81 | 27 | 27 | 6 | 3 | 0 | 170 | 134 | 77 | 53 | 80 | 108 |
| 1982 | Pawtucket | 13-7 | 4.79 | 25 | 25 | 4 | 1 | 0 | 150 | 163 | 96 | 80 | 98 | 79 |
| 1983 | Pawtucket | 4-5 | 5.30 | 23 | 20 | 1 | 0 | 0 | 110 | 109 | 72 | 65 | 75 | 66 |
| 1984 | Pawtucket | 6-8 | 4.93 | 26 | 25 | 5 | 0 | 0 | 131 | 151 | 89 | 72 | 67 | 70 |
| 1985 | Toledo | 14-8 | 4.13 | 27 | 27 | 6 | 3 | 0 | 172 | 182 | 96 | 79 | 67 | 95 |
| | Minnesota | 2-2 | 3.81 | 5 | 2 | 0 | 0 | 0 | 28 | 20 | 13 | 12 | 7 | 9 |
| 1986 | Toledo | 9-10 | 4.62 | 24 | 19 | 5 | 2 | 0 | 134.1 | 151 | 78 | 69 | 52 | 46 |
| 1987 | Albuquerque | 9-8 | 4.71 | 31 | 27 | 5 | 2 | 0 | 153 | 172 | 96 | 80 | 85 | 103 |
| 1988 | Albuquerque | 12-9 | 3.83 | 30 | 25 | 1 | 1 | 0 | 166.2 | 185 | 85 | 71 | 56 | 80 |

Juan Bustabad

INF

70

Bustabad, Juan Francisco Born 8-16-61, Havana, Cuba. Ht. 5-10. Wt. 150. Bats-L. Throws-R. How obtained: Signed as a free agent January 23, 1987 by the late Regie Otero.

1988: Played second, third and shortstop for San Antonio . . . almost flawless with the glove with just three errors and a .994 percentage with over 350 chances.

Career: Has played in the Boston and Oakland organizations . . . first round pick by Oakland in the June, 1979 Free Agent Draft and later a first round choice by Boston in the January, 1980 Draft.

Personal: Attended Hialeah Miami Lakes High School . . . played for 1978 American Legion World Series champion Hialeah team.

| Year | Club | Avg. | G | AB | R | H | 2B | 3B | HR | RBI | BB | SO | SB |
|------|--------------|------|-----|-----|----|----------------|----|----|----|-----|----|----|----|
| 1980 | Winter Haven | .253 | 128 | 431 | 58 | 109 | 7 | 2 | 0 | 35 | 54 | 34 | 19 |
| 1981 | Winter Haven | .286 | 44 | 175 | 30 | 50 | 5 | 1 | 0 | 10 | 21 | 22 | 11 |
| | Bristol | .265 | 79 | 306 | 46 | 81 | 3 | 4 | 2 | 38 | 36 | 49 | 25 |
| 1982 | Pawtucket | .266 | 133 | 440 | 61 | 117 | 5 | 2 | 0 | 23 | 50 | 62 | 24 |
| 1983 | Pawtucket | .214 | 71 | 215 | 26 | 46 | 8 | 2 | 1 | 24 | 20 | 30 | 3 |
| | New Britain | .265 | 67 | 215 | 26 | 57 | 4 | 1 | 0 | 19 | 24 | 17 | 17 |
| 1984 | Pawtucket | .126 | 41 | 103 | 10 | 13 | 4 | 0 | 0 | 5 | 8 | 16 | 1 |
| | New Britain | .265 | 67 | 230 | 28 | 61 | 4 | 4 | 0 | 10 | 21 | 17 | 15 |
| 1985 | Pawtucket | .244 | 91 | 295 | 27 | 72 | 4 | 1 | 1 | 20 | 24 | 32 | 5 |
| 1986 | | | | | | (did not play) | | | | | | | |
| 1987 | San Antonio | .256 | 110 | 352 | 45 | 90 | 11 | 6 | 1 | 30 | 34 | 41 | 1 |
| 1988 | San Antonio | .233 | 97 | 288 | 31 | 67 | 9 | 1 | 1 | 23 | 22 | 36 | 4 |

Braulio Castillo**OF****83**

Castillo, Braulio Robinson Medrano Born 5-13-68, Elias Pina, DR. Ht. 6-0. Wt. 160. Bats-R. Throws-R. How obtained: Signed as a free agent October 10, 1985 by scouts Eleodoro Arias, Pablo Peguero and Ralph Avila.

1988: Named to the Northwest League All-Star team as an outfielder . . . led his Salem club in doubles and finished second in home runs . . . added 16 stolen bases . . . tied for the league lead in triples (5) and first in outfield putouts.

Personal: Attended Licey Miguel Angel Garrido High School . . . wants to study engineering after playing career.

| Year | Club | Avg. | G | AB | R | H | 2B | 3B | HR | RBI | BB | SO | SB |
|------|----------|------|----|-----|----|----|----|----|----|-----|----|----|----|
| 1987 | Sarasota | .200 | 49 | 140 | 21 | 28 | 4 | 2 | 1 | 19 | 16 | 41 | 7 |
| 1988 | Salem | .281 | 73 | 306 | 51 | 86 | 20 | 5 | 8 | 41 | 22 | 72 | 16 |

Shanie Dugas**INF****63**

Dugas, Shanie Hugh Born 3-19-58, New Iberia, LA. Ht. 5-10. Wt. 155. Bats-L. Throws-R. How obtained: Signed as a free agent January 23, 1987.

1988: Finished second on the Albuquerque club in home runs (14) and drove in 60 runs . . . played second, third and shortstop for Albuquerque . . . hit .324 (55 for 170) from July 11 until the end of the season.

Career: Has homered in double figures five times in his career . . . best season was 28 home runs and 85 RBI for Buffalo in 1983 . . . hit .274 with seven home runs for Albuquerque in 1987.

Personal: Attended New Iberia High School and McNeese State . . . earned business degree from McNeese State . . . team MVP at McNeese his senior year . . . wife's name and wedding date: Mary (11-18-78).

| Year | Club | Avg. | G | AB | R | H | 2B | 3B | HR | RBI | BB | SO | SB |
|------|-------------|------|-----|-----|----|-----|----|----|----|-----|----|-----|----|
| 1980 | Waterloo | .235 | 66 | 204 | 30 | 48 | 11 | 4 | 5 | 27 | 34 | 69 | 4 |
| 1981 | Waterloo | .258 | 119 | 392 | 69 | 101 | 17 | 1 | 23 | 83 | 74 | 109 | 14 |
| 1982 | Charleston | .205 | 37 | 122 | 20 | 25 | 9 | 2 | 3 | 13 | 27 | 37 | 3 |
| | Chattanooga | .288 | 89 | 309 | 54 | 89 | 15 | 6 | 13 | 45 | 41 | 86 | 12 |
| 1983 | Buffalo | .259 | 133 | 437 | 87 | 113 | 20 | 3 | 28 | 85 | 91 | 130 | 6 |
| 1984 | Maine | .256 | 115 | 372 | 68 | 94 | 13 | 2 | 15 | 49 | 51 | 103 | 5 |
| 1985 | Maine | .218 | 104 | 326 | 40 | 71 | 14 | 0 | 8 | 40 | 35 | 67 | 5 |
| 1986 | Maine | .262 | 99 | 195 | 25 | 51 | 9 | 0 | 8 | 32 | 19 | 38 | 3 |
| 1987 | Albuquerque | .274 | 108 | 285 | 48 | 78 | 12 | 3 | 7 | 38 | 59 | 56 | 4 |
| 1988 | Albuquerque | .288 | 120 | 400 | 60 | 115 | 20 | 1 | 14 | 60 | 42 | 80 | 5 |

Darrin Fletcher**C****95**

Fletcher, Darrin Glen Born 10-3-66, Elmherst, IL. Ht. 6-2. Wt. 195. Bats-L. Throws-R. How obtained: Dodgers' #6 selection in the June, 1987 Free Agent Draft, signed by scout Glen Van Proyen.

1988: Played for San Antonio in his second pro season . . . hit .300 (9 for 30) June 13-27 . . . led Texas League catchers in fielding percentage (.992) with just five errors in 84 games . . . tied for first for most double plays as a catcher (9).

Personal: Attended Oakwood High School and the University of Illinois . . . played football, basketball and baseball at Oakwood and was all-conference in all three sports . . . holds eight records in hitting for a season and career at Illinois . . . All-Big Ten catcher and Big Ten Player of the Year . . . first team All-America catcher by Converse and Collegiate Baseball . . . hobby is juggling.

| Year | Club | Avg. | G | AB | R | H | 2B | 3B | HR | RBI | BB | SO | SB |
|------|-------------|------|----|-----|----|----|----|----|----|-----|----|----|----|
| 1987 | Vero Beach | .267 | 43 | 124 | 13 | 33 | 7 | 0 | 0 | 15 | 22 | 12 | 0 |
| 1988 | San Antonio | .208 | 89 | 279 | 15 | 58 | 8 | 0 | 1 | 20 | 17 | 42 | 2 |

Steve Green**OF****79**

Green, Stephen Wayne Born 8-8-66, Richmond, VA. Ht. 6-3. Wt. 200. Bats-R. Throws-R. How obtained: Dodgers' #18 selection in the June, 1987 Free Agent Draft, signed by scout Tommy Mixon.

1988: Second on his Bakersfield club in doubles and stolen bases.

Personal: Attended Parkview High School in Georgia . . . later attended Clemson and Georgia Tech . . . played football, basketball and baseball at Parkview and was all-state in baseball and football . . . Georgia High School Player of Year as senior . . . played two seasons at Clemson and one season at Georgia Tech.

| Year | Club | Avg. | G | AB | R | H | 2B | 3B | HR | RBI | BB | SO | SB |
|------|-------------|------|-----|-----|----|-----|----|----|----|-----|----|----|----|
| 1987 | Great Falls | .253 | 53 | 178 | 21 | 45 | 6 | 0 | 2 | 14 | 19 | 40 | 9 |
| 1988 | Bakersfield | .278 | 114 | 407 | 56 | 113 | 25 | 2 | 6 | 56 | 53 | 91 | 19 |

Mark Griffin**OF****91**

Griffin, Mark Born 9-15-68, Quebec City, Quebec, Canada. Ht. 6-0. Wt. 170. Bats-L. Throws-R. How obtained: Signed as a free agent July 19, 1988 by scouts Dick Teed and Claude Pelletier.

1988: Will play his first pro season in 1989 . . . missed the 1988 season because he was a member of the Canadian Olympic Baseball team that played in Seoul, Korea.

Personal: Attended Compagnons de Carter High School and Cangara College in Canada . . . athlete of the year in high school . . . played on two provincial championship teams in hockey . . . made province all-star team three seasons . . . played for Canada at the 1987 Pan American Games and the Inter-Continental Cup in Cuba . . . hobbies are golf and hockey.

| Year | Club | Avg. | G | AB | R | H | 2B | 3B | HR | RBI | BB | SO | SB |
|------|------|------|---|----|---|---|----|----|----|-----|----|----|----|
|------|------|------|---|----|---|---|----|----|----|-----|----|----|----|

(1989 will be his first professional season)

Jeff Hartsock**RHP****71**

Hartsock, Jeffrey Roger Born 11-19-66, Hamilton, OH. Ht. 6-0. Wt. 175. Bats-R. Throws-R. How obtained: Dodgers' #7 selection in the June, 1988 Free Agent Draft, signed by scout Jim Garland.

1988: Tied for second for most wins at Great Falls (7) . . . struck out 108 in 81 innings . . . struck out 11 in seven innings August 1 over Helena . . . led Pioneer League in strikeouts.

Personal: Attended Fairfield High School and North Carolina State . . . played basketball and baseball in high school . . . named to all-conference as junior and senior . . . played on state championship and Connie Mack World Series teams . . . holds NC State record for most wins as freshman . . . second in career wins . . . holds single season record for most wins (11).

| Year | Club | W-L | ERA | G | GS | CG | SHO | SV | IP | H | R | ER | BB | SO |
|------|-------------|-----|------|----|----|----|-----|----|------|----|----|----|----|-----|
| 1988 | Great Falls | 7-2 | 2.67 | 14 | 13 | 1 | 0 | 0 | 81.0 | 62 | 30 | 24 | 26 | 108 |

Mike James**RHP****77**

James, Michael Elmo Born 8-15-67, Fort Walton Beach, FL. Ht. 6-3. Wt. 180. Bats-R. Throws-R. How obtained: Dodgers' #43 selection in the June, 1987 Free Agent Draft, signed by scout Joe Campbell.

1988: Made excellent progress at Wallace JC in Alabama and the Dodgers signed him . . . was drafted in the 43rd round in the 1987 draft, but made the improvement the Dodgers wanted.

Personal: Attended Fort Walton Beach High School . . . played baseball and was on the swimming team . . . named to all-conference and all-region teams at Wallace . . . hobbies are drawing, surfing and swimming.

| Year | Club | W-L | ERA | G | GS | CG | SHO | SV | IP | H | R | ER | BB | SO |
|------|-------------|-----|------|----|----|----|-----|----|------|----|----|----|----|----|
| 1988 | Great Falls | 7-1 | 3.76 | 14 | 12 | 0 | 0 | 0 | 67.0 | 61 | 36 | 28 | 41 | 59 |

Eric Karros**INF****89**

Karros, Eric Peter Born 11-4-67, Hackensack, NJ. Ht. 6-4. Wt. 205. Bats-R. Throws-R. How obtained: Dodgers' #6 selection in the June, 1988 Free Agent Draft, signed by scout Bob Bishop.

1988: Top slugger on the Great Falls club with 12 home runs . . . drove in 55 runs in 66 games . . . finished fourth in the Pioneer League in hitting . . . drove in 51 runs in his last 53 games . . . had 45 hits in 117 at-bats (.385) July 6-August 2 . . . had four hits August 27 and August 31.

Personal: Attended Patrick Henry High School and UCLA . . . played football, basketball and baseball at Patrick Henry . . . All-Pac 10 first team as sophomore and junior . . . All-America as a junior.

| Year | Club | Avg. | G | AB | R | H | 2B | 3B | HR | RBI | BB | SO | SB |
|------|-------------|------|----|-----|----|----|----|----|----|-----|----|----|----|
| 1988 | Great Falls | .366 | 66 | 268 | 68 | 98 | 12 | 1 | 12 | 55 | 32 | 35 | 8 |

Louie Lopez**INF****65**

Lopez, Luis Antonio Born 9-1-64, Brooklyn, NY. Ht. 6-1. Wt. 190. Bats-R. Throws-R. How obtained: Dodgers' #2 selection (third Dodger choice in the second round) of the June, 1983 Free Agent Draft, signed by scout Steve Lembo.

1988: Caught and played first base for San Antonio . . . was hit by pitch 13 times to lead the league . . . played for Santurce in the Puerto Rican Winter League . . . led the San Antonio club in RBI.

Career: Led the California League in hits, total bases and doubles in 1987 . . . voted the "Star of Stars" award for the California League in 1987 by the league's coaches and managers as the best player.

Personal: Graduated from Lafayette High School in Brooklyn . . . made all-city teams as junior and senior . . . hobbies are music, movies and reading.

| Year | Club | Avg. | G | AB | R | H | 2B | 3B | HR | RBI | BB | SO | SB |
|------|-------------|------|-----|-----|----|----------------|----|----|----|-----|----|----|----|
| 1983 | Lethbridge | | | | | | | | | | | | |
| | | | | | | (did not play) | | | | | | | |
| 1984 | Great Falls | .327 | 68 | 275 | 60 | 90 | 15 | 5 | 6 | 61 | 27 | 15 | 4 |
| 1985 | Vero Beach | .277 | 120 | 382 | 47 | 106 | 18 | 2 | 1 | 43 | 25 | 41 | 2 |
| 1986 | Vero Beach | .286 | 122 | 434 | 52 | 124 | 21 | 3 | 1 | 60 | 33 | 25 | 5 |
| 1987 | Bakersfield | .329 | 142 | 550 | 89 | 181 | 43 | 2 | 16 | 96 | 38 | 49 | 6 |
| 1988 | San Antonio | .244 | 123 | 467 | 54 | 114 | 15 | 3 | 7 | 64 | 31 | 34 | 3 |

Tony Mack**RHP****82**

Mack, Tony Lynn Born 4-30-61, Lexington, KY. Ht. 5-10. Wt. 175. Bats-R. Throws-R. How obtained: Signed as a free agent April 30, 1988.

1988: Won six games without a loss for San Antonio . . . allowed just five earned runs in his last 25 innings (1.80 ERA) . . . struck out 69 in 64 innings . . . pitched for Licey in the Dominican Winter League.

Personal: Has pitched for the Angel and Astro organizations . . . made major league debut for California in 1985.

| Year | Club | W-L | ERA | G | GS | CG | SHO | SV | IP | H | R | ER | BB | SO |
|------|-------------|------|-------|----|----|----|-----|----|-------|-----|-----|----|----|-----|
| 1982 | Salem | 3-8 | 4.23 | 13 | 13 | 3 | 1 | 0 | 87.1 | 92 | 56 | 41 | 50 | 70 |
| 1983 | Redwood | 13-9 | 3.48 | 27 | 27 | 15 | 1 | 0 | 196.1 | 191 | 92 | 76 | 77 | 133 |
| 1984 | Waterbury | 11-8 | 3.26 | 25 | 25 | 6 | 4 | 0 | 171.1 | 155 | 67 | 62 | 74 | 83 |
| 1985 | Edmonton | 8-14 | 4.74 | 25 | 25 | 6 | 3 | 0 | 153.2 | 179 | 103 | 81 | 81 | 100 |
| | California | 0-1 | 15.43 | 1 | 1 | 0 | 0 | 0 | 2.1 | 8 | 4 | 4 | 0 | 0 |
| 1986 | Edmonton | 7-13 | 4.76 | 27 | 24 | 5 | 1 | 0 | 162.1 | 206 | 106 | 86 | 52 | 73 |
| 1987 | Columbus | 2-5 | 2.83 | 37 | 0 | 0 | 0 | 10 | 57.1 | 60 | 26 | 18 | 23 | 46 |
| | Tucson | 0-1 | 4.26 | 4 | 0 | 0 | 0 | 0 | 6.1 | 10 | 3 | 3 | 3 | 8 |
| 1988 | San Antonio | 6-0 | 2.95 | 37 | 1 | 0 | 0 | 4 | 64.0 | 57 | 31 | 21 | 26 | 69 |

Brett Magnusson**C****97**

Magnusson, Brett Allen Born 8-20-67, Charlotte, NC. Ht. 5-10. Wt. 210. Bats-R. Throws-R. How obtained: Dodgers' #39 selection in the June, 1987 Free Agent Draft, signed by scouts Dick Murray and Dick Hanlon.

1988: Hit .320 with seven home runs and 46 RBI in 51 games in his first pro season . . . had 10 hits in 18 at-bats (.556) July 12-19 . . . had nine hits in his final 16 at-bats (.563) . . . had five hits in 11-7 win over Butte on July 18.

Personal: Attended Sonoma Valley High School and Santa Rosa . . . played football and baseball in high school . . . all-league three seasons in baseball . . . made all-conference two seasons at Santa Rosa and conference MVP in 1988 . . . invited to U.S. Olympic team tryouts.

| Year | Club | Avg. | G | AB | R | H | 2B | 3B | HR | RBI | BB | SO | SB |
|------|-------------|------|----|-----|----|----|----|----|----|-----|----|----|----|
| 1988 | Great Falls | .320 | 51 | 175 | 51 | 56 | 18 | 4 | 7 | 46 | 44 | 43 | 4 |

Scott Marabell**C****62**

Marabell, Scott Michael Born 8-21-65, Covdersport, PA. Ht. 5-11. Wt. 185. Bats-R. Throws-R. How obtained: Signed as a free agent on May 7, 1987 by scout Tommy Mixon.

1988: Finished second on his Salem club in home runs (8) . . . converted to catcher from the outfield . . . led the Northwest League in sacrifice flies (9).

Career: Played for 1987 Sarasota Gulf Coast League championship club.

Personal: Attended Tunkhannock High School and Jacksonville University . . . all-conference wrestler three seasons at Tunkhannock and all-conference two seasons in baseball . . . made All-Sunbelt Conference first team two seasons . . . hobbies are fishing, water skiing and swimming.

| Year | Club | Avg. | G | AB | R | H | 2B | 3B | HR | RBI | BB | SO | SB |
|------|----------|------|----|-----|----|----|----|----|----|-----|----|----|----|
| 1987 | Sarasota | .277 | 55 | 184 | 23 | 51 | 14 | 2 | 0 | 32 | 11 | 34 | 5 |
| 1988 | Salem | .247 | 75 | 271 | 47 | 67 | 13 | 3 | 8 | 53 | 35 | 74 | 9 |

Isidrio Marquez**RHP****60**

Marquez, Isidrio Born 5-15-65, Navojoa, Sonora, Mexico. Ht. 6-3. Wt. 190. Bats-R. Throws-R. How obtained: Purchased from San Luis Potosi of the Mexican League, May 13, 1988 on the recommendation of Mike Brito.

1988: Purchased from San Luis Potosi in May after a strong start with a 6-3 record and 2.25 ERA . . . won eight games for Bakersfield to tie for second on the staff . . . has deceptive low side arm delivery . . . pitched well in Arizona Instructional League with just four walks and 40 strikeouts . . . had scoreless string of 25 innings for San Luis Potosi.

Personal: Attended Cobach High School in Navojoa . . . baseball hero is Fernando Valenzuela, who is from Navojoa . . . hopes to be an architect after baseball.

| Year | Club | W-L | ERA | G | GS | CG | SHO | SV | IP | H | R | ER | BB | SO |
|------|-----------------|-----|------|----|----|----|-----|----|-------|-----|----|----|----|-----|
| 1985 | Tampico | 0-0 | 3.90 | 13 | 0 | 0 | 0 | 0 | 27.2 | 28 | 13 | 12 | 14 | 17 |
| 1986 | San Luis Potosi | 3-2 | 5.87 | 25 | 15 | 2 | 1 | 0 | 92.0 | 96 | 71 | 60 | 69 | 74 |
| 1987 | San Luis Potosi | 0-0 | 4.15 | 1 | 1 | 0 | 0 | 0 | 4.1 | 5 | 3 | 1 | 5 | 1 |
| 1988 | San Luis Potosi | 6-3 | 2.25 | 10 | 10 | 4 | 1 | 0 | 72.0 | 54 | 22 | 18 | 27 | 56 |
| | Bakersfield | 8-4 | 3.09 | 20 | 20 | 1 | 0 | 0 | 125.1 | 114 | 54 | 43 | 77 | 106 |

Louie Martinez**INF****72**

Martinez, Angel Luis Born 3-8-66, Bayamon, PR. Ht. 6-1. Wt. 165. Bats-R. Throws-R. How Obtained: Dodgers' #5 selection in the June, 1987 Free Agent Draft, signed by scouts Carl Loewenstine and Boyd Bartley.

1988: Finished third among Florida State League shortstops in assists (373) . . . excellent bunter . . . led the Florida State League with 27 sacrifice hits . . . had four hits on April 23.

Personal: Attended Colegio Nuestra Sra del Rosario and Ohio Dominican College . . . played baseball, basketball and volleyball in high school . . . all-district player of the year in 1987 at Ohio Dominican.

| Year | Club | Avg. | G | AB | R | H | 2B | 3B | HR | RBI | BB | SO | SB |
|------|-------------|------|-----|-----|----|-----|----|----|----|-----|----|----|----|
| 1987 | Great Falls | .264 | 64 | 261 | 31 | 69 | 13 | 4 | 0 | 15 | 13 | 24 | 15 |
| 1988 | Vero Beach | .272 | 127 | 474 | 60 | 129 | 21 | 2 | 0 | 42 | 23 | 62 | 11 |

Greg Mayberry

RHP

99

Mayberry, Gregory Scott Born 9-11-65, Lynchburg, VA. Ht. 6-3. Wt. 220. Bats-R. Throws-R. How obtained: Dodgers' #1 selection in the June, 1984 Free Agent Draft (secondary phase), signed by scout Jim Garland.

1988: Missed the first half of season with arm problems, but pitched well in the second half for Vero Beach . . . had 2.72 ERA in 43 innings for Vero Beach . . . took his regular turn every fifth day in the Arizona Instructional League.

Career: Had an impressive 1987 Spring Training with the major league club posting a 2.45 ERA in 11 innings, but arm problems cut his season short . . . named one of the top prospects in the Florida League in 1985 after winning 11 games.

Personal: Graduated from Appomattox High School . . . MVP for the Appomattox baseball team . . . attended Ferrum Jr. College . . . hobbies are hunting, fishing and basketball.

| Year | Club | W-L | ERA | G | GS | CG | SHO | SV | IP | H | R | ER | BB | SO |
|------|-------------|------|------|----|----|----|-----|----|-------|-----|----|----|----|----|
| 1984 | Great Falls | 7-4 | 3.22 | 13 | 13 | 5 | 1 | 0 | 89.1 | 75 | 47 | 32 | 39 | 89 |
| | Bakersfield | 0-1 | 2.57 | 1 | 1 | 0 | 0 | 0 | 7.0 | 5 | 2 | 2 | 2 | 7 |
| 1985 | Vero Beach | 11-4 | 2.35 | 17 | 17 | 5 | 1 | 0 | 118.2 | 101 | 40 | 31 | 37 | 97 |
| | San Antonio | 2-4 | 4.39 | 8 | 8 | 1 | 0 | 0 | 41.0 | 35 | 28 | 20 | 18 | 31 |
| 1986 | San Antonio | 1-2 | 4.58 | 3 | 3 | 0 | 0 | 0 | 17.2 | 12 | 9 | 9 | 13 | 10 |
| 1987 | Albuquerque | 0-3 | 8.41 | 6 | 5 | 0 | 0 | 0 | 20.1 | 18 | 19 | 19 | 17 | 14 |
| 1988 | Vero Beach | 2-3 | 2.72 | 13 | 4 | 0 | 0 | 0 | 43.0 | 36 | 17 | 13 | 11 | 34 |

Walt McConnell

INF

87

McConnell, Walter Gerald Born 9-13-64, Columbus, GA. Ht. 6-1. Wt. 190. Bats-L. Throws-R. How obtained: Dodgers' #7 selection (sixth round) June, 1985 Free Agent Draft, signed by scout Tommy Mixon.

1988: Promising season curtailed by injuries . . . suffered a stress fracture to his left foot . . . had 11 home runs and 53 RBI for San Antonio in 93 games . . . led club in home runs and finished second in RBI despite missing 47 games.

Career: Hit .412 in his first pro season at Great Falls . . . hit 30 doubles for Vero Beach in 1986.

Personal: Attended Hardaway High School and Georgia Tech . . . all-city player as junior and senior at Hardaway . . . first team All-SEC for Georgia Tech at third base . . . hobbies are hunting and fishing.

| Year | Club | Avg. | G | AB | R | H | 2B | 3B | HR | RBI | BB | SO | SB |
|------|-------------|------|-----|-----|----|-----|----|----|----|-----|----|----|----|
| 1985 | Great Falls | .412 | 28 | 97 | 28 | 40 | 10 | 3 | 5 | 34 | 23 | 10 | 3 |
| 1986 | Vero Beach | .284 | 126 | 430 | 55 | 122 | 30 | 5 | 7 | 67 | 64 | 70 | 5 |
| 1987 | San Antonio | .234 | 39 | 141 | 19 | 33 | 7 | 1 | 4 | 13 | 14 | 31 | 0 |
| 1988 | San Antonio | .268 | 93 | 354 | 37 | 95 | 17 | 1 | 11 | 53 | 33 | 57 | 4 |

Domingo Michel

INF

93

Michel, Domingo (Moises) Born 7-25-65, San Pedro de Macoris, DR. Ht. 5-10. Wt. 170. Bats-R. Throws-R. How obtained: Signed as a free agent December 7, 1983 by scouts Ralph Avila and Elvio Jimenez.

1988: Hit over .300 for his fourth consecutive season . . . led his San Antonio club in doubles and was second in slugging . . . finished third in the Texas League in hitting at .330 . . . had 10 game winning RBI . . . had 46 hits in last 123 at-bats (.374) . . . drove in 22 runs in his last 32 games . . . had big season in the Dominican Winter League for Licey . . . won the Triple Crown as leader in average, home runs and RBI.

Personal: Attended Batey Lechugas High School . . . named to all-tournament team at Dominican National Games in 1983 . . . is a half-brother of Pedro Guerrero.

| Year | Club | Avg. | G | AB | R | H | 2B | 3B | HR | RBI | BB | SO | SB |
|------|-------------|------|-----|-----|----|-----|----|----|----|-----|----|----|----|
| 1984 | Bradenton | .261 | 43 | 142 | 25 | 37 | 5 | 1 | 0 | 12 | 21 | 21 | 10 |
| 1985 | Bradenton | .350 | 35 | 123 | 23 | 43 | 8 | 3 | 2 | 21 | 15 | 13 | 3 |
| | Great Falls | .333 | 15 | 57 | 7 | 19 | 0 | 2 | 1 | 10 | 5 | 8 | 3 |
| 1986 | Vero Beach | .300 | 114 | 383 | 64 | 115 | 25 | 6 | 3 | 58 | 46 | 64 | 22 |
| 1987 | San Antonio | .314 | 102 | 363 | 64 | 114 | 20 | 5 | 10 | 49 | 48 | 74 | 14 |
| 1988 | San Antonio | .330 | 94 | 352 | 62 | 116 | 21 | 3 | 7 | 50 | 48 | 52 | 15 |

Chris Morrow

OF

76

Morrow, Christian Welte Born 11-8-69, San Francisco, CA. Ht. 6-1. Wt. 190. Bats-L. Throws-L. How obtained: Dodgers' #13 selection in the June, 1988 Free Agent Draft, signed by scout Dick Hanlon.

1988: Voted the #8 prospect in the Pioneer League by the coaches and managers . . . finished second on the Great Falls club in home runs and stole 13 bases.

Personal: Attended Terra Nova High School and Skyline JC . . . played baseball four seasons at Terra Nova and lettered in football and basketball . . . all-conference at Skyline JC and led Northern California players in RBI . . . hobby is creative writing.

| Year | Club | Avg. | G | AB | R | H | 2B | 3B | HR | RBI | BB | SO | SB |
|------|-------------|------|----|-----|----|----|----|----|----|-----|----|----|----|
| 1988 | Great Falls | .286 | 60 | 217 | 48 | 62 | 11 | 3 | 8 | 40 | 28 | 50 | 13 |

Jim Neidlinger

RHP

80

Neidlinger, James Llewellyn Born 9-24-64, Vallejo, CA. Ht. 6-4. Wt. 180. Bats-S. Throws-R. How obtained: Acquired from the Pittsburgh Pirates in exchange for Bill Krueger, October 3, 1988.

1988: Pitched for Harrisburg (AA) and Buffalo (AAA) in the Pittsburgh organization . . . allowed 19 earned runs in last 78 innings (2.19) from June 1st until end of the season . . . allowed five earned runs in his last 27 innings for Harrisburg (1.67 ERA).

| Year | Club | W-L | ERA | G | GS | CG | SHO | SV | IP | H | R | ER | BB | SO |
|------|----------------|------|------|----|----|----|-----|----|-------|-----|----|----|----|-----|
| 1984 | Macon | 9-8 | 2.77 | 25 | 25 | 2 | 0 | 0 | 166.0 | 138 | 65 | 51 | 85 | 113 |
| 1985 | Prince William | 8-13 | 4.30 | 26 | 26 | 4 | 0 | 0 | 165.1 | 141 | 86 | 79 | 83 | 143 |
| 1986 | Nashua | 12-7 | 2.42 | 22 | 22 | 8 | 0 | 0 | 163.2 | 135 | 57 | 44 | 44 | 98 |
| | Hawaii | 2-1 | 3.90 | 4 | 4 | 1 | 0 | 0 | 27.2 | 33 | 14 | 12 | 9 | 14 |
| 1987 | Harrisburg | 11-8 | 3.96 | 26 | 26 | 7 | 0 | 0 | 170.2 | 183 | 92 | 75 | 61 | 96 |
| 1988 | Harrisburg | 5-8 | 2.82 | 40 | 11 | 0 | 0 | 0 | 124.2 | 135 | 54 | 39 | 25 | 88 |
| | Buffalo | 0-0 | 6.23 | 3 | 0 | 0 | 0 | 0 | 4.1 | 7 | 3 | 3 | 1 | 4 |

Chris Nichting

RHP

78

Nichting, Christopher Thomas Born 5-13-66, Cincinnati, OH. Ht. 6-1. Wt. 205. Bats-R. Throws-R. How obtained: Dodgers' #3 selection in the June, 1987 Free Agent Draft, signed by scout Glen Van Proyen.

1988: Tied for Vero Beach team lead in wins (11) and led the club in strikeouts (151) . . . opponents hit .1888 which led all Florida State League pitchers . . . had the highest strikeout/nine inning ratio at 9.62 . . . struck out 13 in a 3-1 win over Dunedin on May 31 . . . pitched a three-hit shutout over St. Petersburg on April 28 . . . allowed 14 earned runs in first 97.1 innings (1.30) with 97 strikeouts.

Personal: Pitched for the silver medal USA team at the 1987 Pan American Games . . . attended Elder High School in Cincinnati . . . all-city pitcher as junior and senior . . . attended Northwestern University . . . holds Northwestern record for most games (25) and saves (12) in a single season . . . hobbies are running, swimming, biking and music.

| Year | Club | W-L | ERA | G | GS | CG | SHO | SV | IP | H | R | ER | BB | SO |
|------|------------|------|------|----|----|----|-----|----|-------|----|----|----|----|-----|
| 1988 | Vero Beach | 11-4 | 2.09 | 21 | 19 | 5 | 1 | 1 | 138.0 | 90 | 40 | 32 | 51 | 151 |

Jose Oferman**INF****60**

Oferman, Jose Antonio (Dono) Born 11-8-68, San Pedro de Macoris, DR. Ht. 6-0. Wt. 150. Bats-S. Throws-R. How obtained: Signed as a free agent July 24, 1986 by scouts Elvio Jimenez and Ralph Avila.

1988: Named the #1 prospect by the Pioneer League's coaches and managers . . . hit .335 and set a new league record for stolen bases (55) . . . had 15 hits in 27 at-bats (.556) Aug. 2-9 . . . had four hits Aug. 3 . . . had two hits, two RBI and scored four runs in 13-7 win over Pocatello Aug. 8.

Personal: Attends Colegio Biblico Cristiano . . . played basketball, baseball and volleyball.

| Year | Club | Avg. | G | AB | R | H | 2B | 3B | HR | RBI | BB | SO | SB |
|------|-------------|------|----|-----|----|----|----|----|----|-----|----|----|----|
| 1988 | Great Falls | .331 | 60 | 251 | 75 | 83 | 11 | 5 | 2 | 28 | 38 | 42 | 57 |

Dan Opperman**RHP****81**

Opperman, Daniel Charles Born 11-13-68, Las Vegas, NV. Ht. 6-2. Wt. 175. Bats-R. Throws-R. How obtained: Dodgers' #1 selection in the June 1987 Free Agent Draft, signed by scout Gib Bodet.

Career: Has missed his first two seasons due to arm problems.

Personal: Top high school pitcher from Valley High School in Las Vegas . . . played four seasons of varsity baseball . . . team MVP as junior and senior . . . first team all-conference from sophomore to senior years . . . member of Olympic Festival team . . . named Gatorade Player of the Year for Nevada in 1987.

Jim Poole**LHP****85**

Poole, James Richard Born 4-28-66, Rochester, NY. Ht. 6-2. Wt. 190. Bats-L. Throws-L. How obtained: Dodgers' #8 selection in the June, 1988 Free Agent Draft, signed by scout Tommy Mixon.

1988: Pitched for Vero Beach after tryout with the U.S. Olympic team . . . averaged almost a strikeout an inning for Vero Beach.

Personal: Attended LaSalle High School and Georgia Tech . . . played football, basketball and baseball in high school and was All-City in baseball . . . made All-ACC as junior and senior at Georgia Tech . . . pitched for the 1987 silver medal U.S. team at the Pan American Games . . . holds career ACC records for appearances, saves and strikeouts . . . finished sixth in the nation in ERA (2.03) for NCAA Division I . . . averaged 14.2 strikeouts every nine innings for Georgia Tech this season.

| Year | Club | W-L | ERA | G | GS | CG | SHO | SV | IP | H | R | ER | BB | SO |
|------|------------|-----|------|----|----|----|-----|----|------|----|---|----|----|----|
| 1988 | Vero Beach | 1-1 | 3.77 | 10 | 0 | 0 | 0 | 0 | 14.1 | 13 | 6 | 6 | 9 | 12 |

Eddie Pye**INF****62**

Pye, Robert Edward Born 2-13-67, Columbia, TN. Ht. 5-10. Wt. 165. Bats-R. Throws-R. How obtained: Dodgers' #10 selection in the June, 1988 Free Agent Draft, signed by scouts Carl Loewenstine and Sam Dotson.

1988: Hit .300 and stole 19 bases his first pro year . . . had 21 hits in 53 at-bats (.396) July 13-26 . . . had three hits, including two triples on July 15.

Personal: Attended Columbia Central High School and Middle Tennessee State . . . all-district athlete in football, basketball and baseball in high school . . . all-state player his senior year . . . earned All-Ohio Valley Conference his sophomore and junior years at Middle Tennessee . . . hobbies are water skiing and music.

| Year | Club | Avg. | G | AB | R | H | 2B | 3B | HR | RBI | BB | SO | SB |
|------|-------------|------|----|-----|----|----|----|----|----|-----|----|----|----|
| 1988 | Great Falls | .300 | 61 | 237 | 50 | 71 | 8 | 4 | 2 | 30 | 29 | 26 | 19 |

Lance Rice**C****74**

Rice, Lance James Born 10-19-66, Salem, OR. Ht. 6-1. Wt. 195. Bats-S. Throws-R. How obtained: Dodgers' #15 selection from the June, 1988 Free Agent Draft, signed by scout Hank Jones.

1988: Played for Pioneer League champion Great Falls club . . . led Pioneer League catchers in caught stealing (34) and threw out 54% of basestealers attempting to run on him.

Personal: Attended McMinnville High School and Oregon State . . . played football, wrestling and baseball at McMinnville . . . all-state quarterback in football and baseball two seasons . . . made first team all-conference at Oregon State . . . 1988 Oregon State MVP . . . hobbies are music, fishing and golf.

| Year | Club | Avg. | G | AB | R | H | 2B | 3B | HR | RBI | BB | SO | SB |
|------|-------------|------|----|-----|----|----|----|----|----|-----|----|----|----|
| 1988 | Great Falls | .283 | 47 | 159 | 30 | 45 | 8 | 2 | 0 | 27 | 31 | 29 | 4 |

Homar Rojas**C****66**

Rojas, Homar Born 2-16-64, Nuevo Leon, Mexico. Ht. 6-1. Wt. 180. Bats-R. Throws-R. How obtained: Purchased from the Mexico City Tigers on February 20, 1987 on the recommendation of scout Mike Brito.

1988: Had 14 hits in 38 at-bats (.368) May 16-30 . . . had seven hits in 12 at-bats June 27-July 11 (.583) . . . finished eighth in the Florida State League in throwing out opposing base runners (.374).

Career: Purchased from the Mexico City Tigers in February, 1987 after his best pro season in 1986 . . . hit 30 doubles with 23 home runs and 89 RBI for Mexico City in 1986.

| Year | Club | Avg. | G | AB | R | H | 2B | 3B | HR | RBI | BB | SO | SB |
|------|-------------|------|-----|-----|----|-----|----|----|----|-----|----|----|----|
| 1982 | Monterrey | .091 | 38 | 55 | 3 | 5 | 2 | 0 | 0 | 1 | 1 | 14 | 0 |
| 1983 | Monterrey | .209 | 95 | 292 | 20 | 61 | 12 | 3 | 2 | 30 | 10 | 65 | 0 |
| 1984 | Monterrey | .263 | 64 | 205 | 37 | 54 | 9 | 4 | 3 | 28 | 12 | 43 | 2 |
| 1985 | Mexico City | .281 | 111 | 366 | 54 | 103 | 21 | 5 | 9 | 59 | 35 | 48 | 2 |
| 1986 | Mexico City | .319 | 114 | 420 | 76 | 132 | 30 | 2 | 23 | 89 | 29 | 52 | 4 |
| 1987 | San Antonio | .237 | 28 | 97 | 6 | 23 | 5 | 1 | 1 | 7 | 2 | 11 | 0 |
| | Bakersfield | .000 | 3 | 3 | 0 | 0 | 0 | 0 | 0 | 0 | 0 | 1 | 0 |
| 1988 | Vero Beach | .274 | 91 | 325 | 21 | 89 | 11 | 1 | 3 | 37 | 6 | 45 | 1 |

Miguel Santana**OF****73**

Santana, Miguel Born 1-8-67, San Pedro de Macoris, DR. Ht. 5-11. Wt. 185. Bats-S. Throws-R. How obtained: Signed as a free agent on March 16, 1985 by scout Ralph Avila.

1988: Offensive catalyst at the top of the Vero Beach lineup . . . scored 67 runs in 85 games before promotion to San Antonio . . . stole 58 bases . . . scored 30 runs and stole 28 in first 39 games . . . stole three bases on April 18 . . . had four hits and scored three runs on May 26.

Career: Has averaged more than 40 stolen bases in his four pro seasons . . . may make conversion from the outfield to second base.

| Year | Club | Avg. | G | AB | R | H | 2B | 3B | HR | RBI | BB | SO | SB |
|------|-----------------|------|----|-----|----|----|----|----|----|-----|----|----|----|
| 1985 | S.F. de Macoris | .314 | 52 | 194 | 59 | 61 | 1 | 3 | 0 | 24 | 31 | 27 | 34 |
| 1986 | Sarasota | .256 | 44 | 176 | 30 | 45 | 3 | 0 | 0 | 12 | 11 | 15 | 30 |
| 1987 | Bakersfield | .247 | 98 | 271 | 40 | 67 | 2 | 1 | 0 | 21 | 17 | 46 | 33 |
| 1988 | Vero Beach | .293 | 85 | 331 | 67 | 97 | 4 | 0 | 0 | 13 | 48 | 44 | 58 |
| | San Antonio | .245 | 29 | 98 | 11 | 24 | 1 | 0 | 0 | 10 | 5 | 18 | 8 |

Dan Scarpetta**LHP****70**

Scarpetta, Daniel Eugene Born 6-29-63, Rockford, IL. Ht. 6-1. Wt. 195. Bats-L. Throws-L. How obtained: Signed as a free agent November 6, 1988.

1988: Pitched for El Paso and Denver in the Milwaukee system . . . won 11 games for El Paso . . . led the El Paso staff in wins . . . second on the club in innings.

Personal: Attended Auburn High School.

| Year | Club | W-L | ERA | G | GS | CG | SHO | SV | IP | H | R | ER | BB | SO |
|------|-----------|------|------|----|----|----|-----|----|-------|-----|----|----|----|-----|
| 1982 | Pikeville | 5-3 | 2.83 | 12 | 9 | 4 | 1 | 0 | 70.0 | 46 | 30 | 22 | 27 | 69 |
| | Beloit | 0-2 | 7.45 | 2 | 2 | 0 | 0 | 0 | 9.0 | 17 | 8 | 8 | 1 | 8 |
| 1983 | Beloit | 6-6 | 3.89 | 19 | 18 | 3 | 1 | 0 | 106.0 | 113 | 61 | 46 | 38 | 77 |
| 1984 | Salem | 6-9 | 4.86 | 25 | 22 | 1 | 1 | 0 | 129.0 | 156 | 85 | 70 | 37 | 86 |
| 1985 | Beloit | 13-3 | 2.27 | 22 | 20 | 8 | 4 | 0 | 150.0 | 126 | 41 | 38 | 34 | 139 |
| 1986 | El Paso | 15-6 | 4.22 | 27 | 27 | 4 | 0 | 0 | 158.0 | 191 | 91 | 74 | 50 | 83 |
| 1987 | El Paso | 4-4 | 5.89 | 10 | 9 | 1 | 1 | 0 | 55.0 | 60 | 36 | 36 | 20 | 48 |
| | Denver | 4-5 | 7.20 | 20 | 12 | 1 | 0 | 0 | 75.0 | 99 | 63 | 60 | 24 | 31 |
| 1988 | El Paso | 11-6 | 4.45 | 18 | 18 | 5 | 0 | 0 | 113.1 | 119 | 70 | 56 | 50 | 79 |
| | Denver | 2-5 | 5.58 | 8 | 7 | 0 | 0 | 0 | 50.0 | 62 | 35 | 31 | 18 | 29 |

Tim Scott**RHP****75**

Scott, Timothy Dale Born 11-16-66, Hanford, CA. Ht. 6-2. Wt. 185. Bats-R. Throws-R. How obtained: Dodgers' #2 selection in the June, 1984 Free Agent Draft, signed by scout Bob Bishop.

1988: Finished second on the Bakersfield club in saves with seven . . . averaged almost a strikeout an inning . . . opposing California League hitters batted just .220 against him . . . allowed six earned runs in last 23 innings (2.35 ERA) from July 21-end of season.

Career: Has averaged almost a strikeout an inning his last two seasons.

Personal: Attended Hanford High School . . . played basketball and baseball for Hanford . . . won 10 games his senior year at Hanford as his team won the West Yosemite League title and he was all-league first team . . . hobbies are camping, fishing and hunting.

| Year | Club | W-L | ERA | G | GS | CG | SHO | SV | IP | H | R | ER | BB | SO |
|------|-------------|-----|-------|----|----|----|-----|----|------|-----|----|----|----|----|
| 1984 | Great Falls | 5-4 | 4.38 | 13 | 13 | 3 | 2 | 0 | 78.0 | 90 | 58 | 38 | 38 | 44 |
| 1985 | Bakersfield | 3-4 | 5.80 | 12 | 10 | 2 | 0 | 0 | 63.2 | 84 | 46 | 41 | 28 | 31 |
| 1986 | Vero Beach | 5-4 | 3.40 | 20 | 13 | 3 | 1 | 0 | 95.1 | 113 | 44 | 36 | 34 | 37 |
| 1987 | Bakersfield | 2-3 | 4.45 | 7 | 5 | 1 | 0 | 0 | 32.1 | 33 | 19 | 16 | 10 | 29 |
| | San Antonio | 0-1 | 16.88 | 2 | 2 | 0 | 0 | 0 | 5.1 | 14 | 10 | 10 | 2 | 6 |
| 1988 | Bakersfield | 4-8 | 3.64 | 36 | 2 | 0 | 0 | 7 | 64.1 | 52 | 34 | 26 | 26 | 59 |

Sean Snedeker**RHP****87**

Snedeker, Sean Palmer Born 6-18-65, Beeville, TX. Ht. 6-3. Wt. 185. Bats-R. Throws-R. How obtained: Dodgers' #30 selection in the June, 1988 Free Agent Draft, signed by scout Boyd Bartley.

1988: Led the Pioneer League in ERA (2.20) and his Great Falls club in wins (8) . . . struck out 102 in 86 innings . . . named the #9 prospect in the Pioneer League . . . pitched a four-hit shutout and fanned 12 against Medicine Hat on July 31.

Personal: Attended Bryan High School, Southwest Texas State and Texas A&M . . . played baseball, basketball and golf in high school . . . member of 1983 state championship team in baseball . . . pitched two seasons at Southwest Texas State . . . team captain and outstanding pitcher for Texas A&M in 1988 . . . made dean's list at Southwest Texas and Texas A&M . . . pitched a no-hitter against Costa Rican national team in summer of 1987 with 18 strikeouts.

| Year | Club | W-L | ERA | G | GS | CG | SHO | SV | IP | H | R | ER | BB | SO |
|------|-------------|-----|------|----|----|----|-----|----|------|----|----|----|----|-----|
| 1988 | Great Falls | 8-2 | 2.20 | 13 | 12 | 5 | 2 | 0 | 86.0 | 64 | 29 | 21 | 16 | 102 |

Dennis Springer**RHP****84**

Springer, Dennis LeRoy Born 2-12-65, Fresno, CA. Ht. 5-10. Wt. 185. Bats-R. Throws-R. How obtained: Dodgers' #21 selection in the June, 1987 Free Agent Draft, signed by scout Deni Pacini.

1988: Has a good chance of being the Dodgers' first knuckleball pitcher since Charlie Hough . . . made dramatic improvement in the second half with the knuckleball . . . led the Bakersfield club in wins (13), innings (154), complete games (6) and shutouts (4) . . . won eight of his last nine decisions . . . tied for the league lead in shutouts (4) . . . pitched two two-

hit shutouts over Stockton on May 27 and Aug. 20 . . . allowed just 15 earned runs in his last 76 innings (1.78).

Personal: Attended Washington High School in Fresno and Fresno State . . . played football and baseball in high school . . . named to All-NorCal team with 18-3 record . . . hobbies are hunting, fishing and golf.

| Year | Club | W-L | ERA | G | GS | CG | SHO | SV | IP | H | R | ER | BB | SO |
|------|-------------|------|------|----|----|----|-----|----|-------|-----|----|----|----|-----|
| 1987 | Great Falls | 4-3 | 2.88 | 23 | 5 | 1 | 0 | 6 | 65.2 | 70 | 38 | 21 | 16 | 54 |
| 1988 | Bakersfield | 13-7 | 3.27 | 32 | 20 | 6 | 4 | 2 | 154.0 | 135 | 75 | 56 | 62 | 108 |

Joe Szekely

C

94

Szekely, Joseph Born 6-28-61, Paris, TX. Ht. 6-1. Wt. 190. Bats-L. Throws-R. How obtained: Acquired from Kansas City with Jose Torres and John Serritella in exchange for Joe Beckwith, December 8, 1983.

1988: Missed all of the 1988 season recovering from shoulder surgery. **Career:** Named to 1987 Texas League All-Star team . . . has played three seasons in San Antonio.

Personal: Attended Paris High School and played baseball, football and golf . . . made All-District 7-AAAA baseball team as junior and senior . . . played three seasons at Texas A&M . . . The Sporting News All-America and Southwest Conference first team as a junior . . . third team catcher on NCAA Division I All-America team . . . second round selection by Kansas City in June, 1982 . . . father was outfielder for the Cincinnati Reds in 1953 . . . Wife's name and wedding date: Elaine (2-12-83).

| Year | Club | Avg. | G | AB | R | H | 2B | 3B | HR | RBI | BB | SO | SB |
|------|-------------|------|-----|-----|----|-----|----|----|----|-----|----|-----|----|
| 1982 | Butte | .280 | 53 | 164 | 35 | 46 | 12 | 1 | 4 | 30 | 33 | 43 | 4 |
| 1983 | Charleston | .276 | 142 | 521 | 83 | 144 | 17 | 5 | 15 | 87 | 55 | 122 | 12 |
| 1984 | Bakersfield | .275 | 110 | 353 | 54 | 97 | 26 | 3 | 4 | 61 | 49 | 83 | 4 |
| 1985 | Vero Beach | .246 | 68 | 211 | 24 | 52 | 8 | 4 | 0 | 25 | 20 | 48 | 3 |
| | San Antonio | .264 | 30 | 106 | 9 | 28 | 9 | 0 | 1 | 18 | 6 | 26 | 0 |
| 1986 | San Antonio | .244 | 98 | 299 | 28 | 73 | 7 | 1 | 1 | 23 | 33 | 58 | 2 |
| 1987 | San Antonio | .297 | 113 | 417 | 54 | 124 | 22 | 2 | 4 | 49 | 33 | 65 | 4 |
| 1988 | | | | | | | | | | | | | |

(injured—did not play)

Mica Valdez

C

98

Valdez, Amilcar (Calderon) Born 10-6-67, Canovanas, PR. Ht. 6-0. Wt. 195. Bats-R. Throws-R. How obtained: Signed as a free agent August 23, 1985 by scouts Miguel Villaran and Ralph Avila.

1988: Played first and caught for Bakersfield . . . hit 21 doubles in 83 games . . . had three hits in 4-2 win over Stockton on May 5 . . . had six hits in three games, May 9-10 . . . had 13 hits in 35 at-bats (.371) May 11-25.

Career: Played for Gulf Coast League championship clubs in 1986 and 1987 . . . caught for the first time in 1988.

Personal: Attended Carlos Escobar High School . . . played basketball, volleyball and track . . . hobby is music.

| Year | Club | Avg. | G | AB | R | H | 2B | 3B | HR | RBI | BB | SO | SB |
|------|-------------|------|----|-----|----|----|----|----|----|-----|----|----|----|
| 1986 | Sarasota | .304 | 61 | 227 | 31 | 69 | 14 | 0 | 0 | 22 | 30 | 26 | 2 |
| 1987 | Sarasota | .238 | 60 | 181 | 23 | 43 | 5 | 0 | 0 | 16 | 19 | 20 | 1 |
| 1988 | Bakersfield | .253 | 83 | 312 | 38 | 79 | 21 | 0 | 6 | 51 | 17 | 46 | 1 |

Jeff Vanzytveld

RHP

68

Vanzytveld, Jeffrey Lee Born 7-10-68, Fort Pol, LA. Ht. 6-3. Wt. 195. Bats-L. Throws-R. How obtained: Signed as a free agent August 14, 1986 by scout Dale McReynolds.

1988: Pitched for Salem in the Northwest League . . . allowed eight earned runs in his last 31.2 innings (2.27 ERA) . . . pitched six scoreless innings on three hits over Southern Oregon on August 12 . . . followed with seven scoreless innings over Boise on August 16.

Personal: Attended Jenison High School . . . made all-conference in

basketball and baseball . . . pitched against China's top amateur baseball team as a member of semi-pro team in Grand Rapids . . . hobbies are bowling, golf and basketball.

| Year | Club | W-L | ERA | G | GS | CG | SHO | SV | IP | H | R | ER | BB | SO |
|------|----------|-----|------|----|----|----|-----|----|------|----|----|----|----|----|
| 1987 | Sarasota | 4-1 | 2.84 | 9 | 9 | 0 | 0 | 0 | 50.2 | 42 | 19 | 16 | 21 | 41 |
| 1988 | Salem | 4-4 | 3.29 | 12 | 8 | 0 | 0 | 0 | 54.2 | 49 | 28 | 20 | 27 | 38 |

Bill Wengert

RHP

67

Wengert, William Patrick Born 1-4-67, Sioux City, IA. Ht. 6-5. Wt. 210. Bats-R. Throws-R. How obtained: Dodgers' #23 selection in the June, 1988 Free Agent Draft, signed by scout Glen Van Proyen.

1988: Pitched as a starter and reliever for Pioneer League Champion Great Falls club . . . averaged almost a strikeout an inning.

Personal: Attended Heelan High School and Iowa State University . . . played three seasons varsity baseball in high school . . . earned academic honors his junior year at Iowa State.

| Year | Club | W-L | ERA | G | GS | CG | SHO | SV | IP | H | R | ER | BB | SO |
|------|-------------|-----|------|----|----|----|-----|----|------|----|----|----|----|----|
| 1988 | Great Falls | 3-3 | 3.60 | 14 | 6 | 0 | 0 | 0 | 45.0 | 44 | 28 | 18 | 23 | 42 |

Mike White

OF

96

White, Thomas Michael Born 1-9-68, Sweetwater, TN. Ht. 6-2. Wt. 185. Bats-L. Throws-R. How obtained: Dodgers' #1 selection in the June, 1986 Free Agent Draft, signed by scout Carl Loewenstine.

1988: Led the Florida State League in hitting at .340, 34 points better than the second finisher . . . finished fourth in hits, fourth in total bases and second in triples . . . had a batting average of .412 through June 13 with 77 hits in first 187 at-bats . . . had 14-game hitting streak in mid-May . . . had four hits, including two triples on May 18.

Personal: Attended Loudon High School . . . played basketball and baseball . . . all-county player four seasons at Loudon . . . Tennessee High School Player of the Year in 1985 . . . all-district and all-county in basketball.

| Year | Club | Avg. | G | AB | R | H | 2B | 3B | HR | RBI | BB | SO | SB |
|------|-------------|------|-----|-----|----|-----|----|----|----|-----|----|----|----|
| 1986 | Great Falls | .287 | 67 | 268 | 51 | 77 | 8 | 2 | 1 | 26 | 35 | 39 | 13 |
| 1987 | Bakersfield | .273 | 60 | 172 | 28 | 47 | 7 | 1 | 1 | 20 | 13 | 22 | 7 |
| | Vero Beach | .222 | 14 | 45 | 6 | 10 | 1 | 0 | 0 | 3 | 3 | 6 | 0 |
| 1988 | Vero Beach | .340 | 115 | 397 | 54 | 135 | 12 | 11 | 5 | 42 | 29 | 38 | 14 |

James Wray

LHP

86

Wray, James Michael Born 11-26-66, Jacksonville, FL. Ht. 6-0. Wt. 180. Bats-R. Throws-L. How obtained: Dodgers' #19 selection in the June, 1988 Free Agent Draft, signed by scout Joe Campbell.

1988: Had excellent year for Great Falls championship club . . . had 2.04 ERA in 27 games out of the bullpen . . . struck out 54 in 39.2 innings . . . impressive at Arizona Instructional League.

Personal: Attended Terry Parker High School and Troy State . . . H.S. team MVP as senior and made all-conference . . . played on state all-star team in Florida . . . all-conference pitcher at North Florida Junior College . . . hobby is racquetball.

| Year | Club | W-L | ERA | G | GS | CG | SHO | SV | IP | H | R | ER | BB | SO |
|------|-------------|-----|------|----|----|----|-----|----|------|----|---|----|----|----|
| 1988 | Great Falls | 5-2 | 2.04 | 27 | 0 | 0 | 0 | 3 | 39.2 | 27 | 9 | 9 | 7 | 54 |

1989 LOS ANGELES DODGERS SPRING ROSTER

| No. | Pitchers (16) | B-T | Ht. | Wt. | Born | Birthplace | Residence | 1988 Club | W-L | ERA | G | GS | CG | SV | IP | H | R | ER | BB | SO | MLS |
|-----|----------------------|-----|------|-----|----------|----------------------------|------------------------|--------------|-------|------|-----|----|-----|----|-------|-----|----|----|----|-----|--------|
| 49 | Belcher, Tim | R-R | 6-3 | 210 | 10/19/61 | Sparta, OH | Mt. Gilead, OH | Los Angeles | 12-6 | 2.91 | 36 | 27 | 4 | 4 | 179.2 | 143 | 65 | 58 | 51 | 152 | 1,032 |
| 52 | Crews, Tim | R-R | 6-0 | 190 | 04/03/61 | Tampa, FL | Ocoee, FL | Albuquerque | 1-1 | 2.70 | 10 | 0 | 0 | 3 | 13.1 | 13 | 5 | 4 | 2 | 7 | 1,041 |
| 51 | Fischer, Jeff | R-R | 6-3 | 180 | 08/17/63 | W. Palm Beach, FL | W. Palm Beach, FL | Los Angeles | 4-0 | 3.14 | 42 | 0 | 0 | 0 | 71.2 | 77 | 29 | 25 | 16 | 45 | |
| 43 | Hartley, Mike | R-R | 6-1 | 185 | 08/31/61 | Hawthorne, CA | El Cajon, CA | Indianapolis | 13-8 | 2.69 | 28 | 26 | 3 | 0 | 177.0 | 162 | 63 | 53 | 32 | 110 | 0,012 |
| 55 | Hershiser, Orel | R-R | 6-3 | 192 | 09/16/58 | Buffalo, NY | Pasadena, CA | San Antonio | 5-1 | 0.80 | 30 | 0 | 0 | 9 | 45.0 | 25 | 5 | 4 | 18 | 57 | 0,000 |
| 29 | Horton, Ricky | L-L | 6-2 | 195 | 07/30/59 | Poughkeepsie, NY | St. Louis, MO | Albuquerque | 2-2 | 4.35 | 18 | 0 | 0 | 3 | 20.2 | 22 | 11 | 10 | 12 | 16 | |
| 50 | Howell, Jay | R-R | 6-3 | 205 | 11/26/55 | Miami, FL | Parkland, FL | Los Angeles | 23-8 | 2.26 | 35 | 34 | 15 | 1 | 267.0 | 208 | 73 | 67 | 73 | 178 | 5,032 |
| 47 | Jones, Chris | R-R | 6-1 | 195 | 12/17/63 | Moundsville, WV | Glen Dale, WV | Chicago (AL) | 6-9 | 4.86 | 52 | 9 | 1 | 2 | 109.1 | 120 | 64 | 59 | 36 | 28 | 5,000 |
| 54 | Leary, Tim | R-R | 6-3 | 190 | 12/23/58 | Santa Monica, CA | Santa Monica, CA | Los Angeles | 1-1 | 5.00 | 12 | 0 | 0 | 0 | 9.0 | 11 | 7 | 5 | 2 | 8 | |
| 48 | Martinez, Ramon | R-R | 6-4 | 170 | 03/22/68 | Santo Domingo, DR | Santo Domingo, DR | Los Angeles | 5-3 | 2.08 | 50 | 0 | 0 | 21 | 65.0 | 44 | 16 | 15 | 21 | 70 | 6,145 |
| 56 | Munoz, Mike | L-L | 6-2 | 190 | 07/12/65 | Baldwin Park, CA | West Covina, CA | Knoxville | 6-9 | 4.28 | 35 | 22 | 1 | 1 | 135.0 | 133 | 74 | 64 | 61 | 119 | 0,000 |
| 26 | Pena, Alejandro | R-R | 6-1 | 203 | 06/25/59 | Cambiaso, Puerto Plata, DR | Montebello, CA | Los Angeles | 17-11 | 2.91 | 35 | 34 | 9 | 0 | 228.2 | 201 | 87 | 74 | 56 | 180 | 4,084 |
| 59 | Seavage, Ray | L-L | 6-1 | 180 | 05/01/55 | Freeport, NY | Deer Park, NY | San Antonio | 8-4 | 2.46 | 14 | 14 | 2 | 0 | 95.0 | 79 | 29 | 26 | 34 | 89 | 0,052 |
| 30 | Tudor, John | L-L | 6-0 | 185 | 02/02/54 | Schenectady, NY | Peabody, MA | Albuquerque | 5-2 | 2.76 | 10 | 10 | 1 | 0 | 58.2 | 43 | 24 | 18 | 32 | 49 | |
| 34 | Valenzuela, Fernando | L-L | 5-11 | 202 | 11/01/60 | Navojia, Sonora, Mex. | Los Angeles, CA | Los Angeles | 1-3 | 3.78 | 9 | 6 | 0 | 0 | 35.2 | 27 | 17 | 15 | 22 | 23 | |
| 57 | Wetteland, John | R-R | 6-2 | 195 | 08/22/66 | San Mateo, CA | San Francisco, CA | Los Angeles | 7-2 | 1.00 | 56 | 0 | 0 | 14 | 71.2 | 63 | 18 | 8 | 24 | 71 | 0,000 |
| 21 | Woodson, Tracy | L-L | 6-1 | 180 | 05/01/55 | Freeport, NY | Deer Park, NY | Los Angeles | 6-7 | 1.91 | 60 | 0 | 0 | 12 | 94.1 | 75 | 29 | 20 | 27 | 83 | 6,162 |
| 22 | Stubbs, Franklin | L-L | 6-0 | 185 | 02/02/54 | Schenectady, NY | Peabody, MA | Albuquerque | 2-3 | 5.10 | 51 | 0 | 0 | 8 | 60.0 | 62 | 39 | 34 | 25 | 58 | 3,075 |
| 23 | Gibson, Kirk | L-L | 6-0 | 185 | 02/02/54 | Schenectady, NY | Peabody, MA | St. Louis | 6-5 | 2.29 | 21 | 21 | 4 | 0 | 145.1 | 131 | 44 | 37 | 31 | 55 | 8,158 |
| 25 | Duncan, Mariano | L-L | 5-11 | 202 | 11/01/60 | Navojia, Sonora, Mex. | Los Angeles, CA | Los Angeles | 4-3 | 2.41 | 9 | 9 | 1 | 0 | 52.1 | 58 | 16 | 14 | 10 | 32 | |
| 27 | Sharpson, Mike | R-R | 6-2 | 195 | 08/22/66 | San Mateo, CA | San Francisco, CA | Los Angeles | 5-8 | 4.24 | 23 | 22 | 3 | 1 | 142.1 | 142 | 71 | 67 | 76 | 64 | 8,027 |
| 28 | Hansen, Dave | R-R | 6-2 | 195 | 08/22/66 | San Mateo, CA | San Francisco, CA | San Antonio | 10-8 | 3.88 | 25 | 25 | 3 | 0 | 162.1 | 141 | 74 | 70 | 77 | 140 | 0,000 |
| 29 | Horton, Ricky | R-R | 6-2 | 223 | 11/27/58 | Upper Darby, PA | Claremont, CA | San Antonio | | | | | | | | | | | | | |
| 30 | Tudor, John | R-R | 6-0 | 185 | 09/13/49 | Fayetteville, TN | Agoura, Ca | San Antonio | | | | | | | | | | | | | |
| 31 | Shelby, John | R-R | 6-0 | 185 | 09/13/49 | Fayetteville, TN | Agoura, Ca | Los Angeles | Avg. | .251 | 77 | 25 | 42 | 13 | 0 | 7 | 30 | 25 | 44 | 1 | 16,013 |
| 33 | Murray, Eddie | R-R | 5-11 | 185 | 05/24/67 | San Felix, Bolivar, VN | San Felix, Bolivar, VN | Bakersfield | .309 | 92 | 333 | 37 | 103 | 15 | 2 | 5 | 52 | 16 | 39 | 3 | 0,000 |
| 34 | Valenzuela, Fernando | R-R | 6-2 | 203 | 12/10/63 | Santo Domingo, DR | Santo Domingo, DR | Albuquerque | .125 | 3 | 8 | 0 | 1 | 0 | 0 | 0 | 1 | 0 | 0 | 0 | |
| 38 | Gonzalez, Jose | R-R | 6-2 | 203 | 12/10/63 | Santo Domingo, DR | Santo Domingo, DR | Albuquerque | .292 | 98 | 318 | 40 | 93 | 14 | 0 | 12 | 66 | 28 | 63 | 2 | 1,020 |
| 40 | Devereaux, Mike | R-R | 6-2 | 203 | 12/10/63 | Santo Domingo, DR | Santo Domingo, DR | Los Angeles | .111 | 5 | 9 | 1 | 1 | 0 | 0 | 0 | 0 | 0 | 0 | 3 | |
| 41 | Hernandez, Carlos | L-R | 6-2 | 223 | 11/27/58 | Upper Darby, PA | Claremont, CA | Los Angeles | .257 | 130 | 408 | 29 | 105 | 18 | 0 | 3 | 35 | 38 | 31 | 0 | 8,116 |

Manager
2 Lasorda, Tommy

Coaches
8 Amalfitano, Joe
11 Mota, Manny
13 Ferguson, Joe
16 Ferranoski, Ron
18 Russell, Bill
35 Hines, Ben
58 Cresse, Mark

Players
3 Hamilton, Jeff
5 Marshall, Mike
7 Griffin, Alfredo
9 Hatcher, Mickey
10 Anderson, Dave
12 Randolph, Willie
14 Scioscia, Mike
15 Reyes, Gilberto
17 Dempsey, Rick
20 Davis, Mike
21 Woodson, Tracy
22 Stubbs, Franklin
23 Gibson, Kirk
25 Duncan, Mariano
26 Pena, Alejandro
27 Sharpson, Mike
28 Hansen, Dave
29 Horton, Ricky
30 Tudor, John
31 Shelby, John
33 Murray, Eddie
34 Valenzuela, Fernando
38 Gonzalez, Jose
40 Devereaux, Mike
41 Hernandez, Carlos

| No. | Infielders (12) | B-T | Ht. | Wt. | Born | Birthplace | Residence | 1988 Club | Avg. | G | AB | R | H | 2B | 3B | HR | RBI | BB | SO | SB | MLS |
|-----|------------------|-----|------|-----|----------|-------------------------------|-------------------------------|---------------|------|-----|-----|-----|-----|----|----|----|-----|----|-----|----|--------|
| 10 | Anderson, Dave | R-R | 6-2 | 184 | 08/01/60 | Louisville, KY | Lake Mary, FL | Los Angeles | .249 | 116 | 285 | 31 | 71 | 10 | 2 | 2 | 20 | 32 | 45 | 4 | 5,150 |
| 25 | Duncan, Mariano | R-R | 6-0 | 182 | 03/13/63 | San Pedro de Macoris, DR | San Pedro de Macoris, DR | Albuquerque | .286 | 56 | 227 | 48 | 65 | 4 | 8 | 0 | 25 | 10 | 40 | 33 | 3,000 |
| 7 | Griffin, Alfredo | S-R | 5-11 | 165 | 03/06/57 | Santo Domingo, DR | San Pedro de Macoris, DR | Los Angeles | .199 | 95 | 316 | 39 | 63 | 8 | 3 | 1 | 27 | 24 | 30 | 7 | 10,081 |
| 3 | Hamilton, Jeff | R-R | 6-3 | 205 | 03/19/64 | Flint, MI | Flint, MI | Los Angeles | .236 | 111 | 309 | 34 | 73 | 14 | 2 | 6 | 33 | 10 | 51 | 0 | 2,034 |
| 28 | Hansen, Dave | L-R | 6-0 | 180 | 11/24/68 | Long Beach, CA | Rowland Heights, CA | Vero Beach | .291 | 135 | 512 | 68 | 149 | 28 | 6 | 7 | 81 | 56 | 46 | 2 | 0,000 |
| 9 | Hatcher, Mickey | R-R | 6-2 | 200 | 03/15/55 | Cleveland, OH | Apache Junction, AZ | Los Angeles | .293 | 87 | 191 | 22 | 56 | 8 | 0 | 1 | 25 | 7 | 7 | 0 | 9,016 |
| 33 | Murray, Eddie | S-R | 6-2 | 224 | 02/24/56 | Los Angeles, CA | Los Angeles, CA | Baltimore | .284 | 161 | 603 | 75 | 171 | 27 | 2 | 28 | 84 | 75 | 78 | 5 | 12,000 |
| 12 | Randolph, Willie | R-R | 5-11 | 170 | 07/06/54 | Holly Hill, SC | Upper Saddle River, NJ | New York (AL) | .230 | 110 | 404 | 43 | 93 | 20 | 1 | 2 | 34 | 55 | 39 | | 13,064 |
| 27 | Sharperson, Mike | R-R | 6-3 | 185 | 10/04/61 | Orangeburg, SC | New Orleans, LA | Albuquerque | .319 | 56 | 210 | 55 | 67 | 10 | 2 | 0 | 30 | 31 | 25 | 19 | 1,004 |
| 22 | Stubbs, Franklin | L-L | 6-2 | 209 | 10/21/60 | Laurinburg, NC | Culver City | Los Angeles | .271 | 46 | 59 | 8 | 16 | 1 | 0 | 0 | 4 | 1 | 12 | 0 | |
| 44 | Vizcaino, Jose | S-R | 6-1 | 150 | 03/26/68 | Palenque de San Cristobal, DR | Palenque de San Cristobal, DR | Bakersfield | .223 | 115 | 242 | 30 | 54 | 13 | 0 | 8 | 34 | 23 | 61 | 11 | 4,019 |
| 21 | Woodson, Tracy | R-R | 6-3 | 216 | 10/05/62 | Richmond, VA | Raleigh, NC | Albuquerque | .319 | 85 | 313 | 46 | 100 | 21 | 1 | 17 | 73 | 39 | 48 | 1 | 1,017 |
| | | | | | | | | Los Angeles | .249 | 64 | 173 | 15 | 43 | 4 | 1 | 3 | 15 | 7 | 32 | 1 | |
| No. | Outfielders (7) | B-T | Ht. | Wt. | Born | Birthplace | Residence | 1988 Club | Avg. | G | AB | R | H | 2B | 3B | HR | RBI | BB | SO | SB | MLS |
| 20 | Davis, Mike | L-L | 6-3 | 185 | 06/11/59 | San Diego, CA | San Ramon, CA | Los Angeles | .196 | 108 | 281 | 29 | 55 | 11 | 2 | 2 | 17 | 25 | 59 | 7 | 7,047 |
| 40 | Devereaux, Mike | R-R | 6-0 | 195 | 04/10/63 | Casper, WY | Casper, WY | Albuquerque | .340 | 109 | 423 | 88 | 144 | 26 | 4 | 13 | 76 | 44 | 46 | 33 | 0,086 |
| 23 | Gibson, Kirk | L-L | 6-3 | 215 | 05/28/57 | Pontiac, MI | Lapeer, MI | Los Angeles | .116 | 30 | 43 | 4 | 5 | 1 | 0 | 0 | 2 | 2 | 10 | 0 | |
| 38 | Gonzalez, Jose | R-R | 6-2 | 196 | 11/23/64 | Puerto Plata, DR | Puerto Plata, DR | Los Angeles | .290 | 150 | 542 | 106 | 157 | 28 | 1 | 25 | 76 | 73 | 120 | 31 | 9,024 |
| 45 | Gwynn, Chris | L-L | 6-0 | 200 | 10/13/64 | Los Angeles, CA | Long Beach, CA | Albuquerque | .306 | 84 | 288 | 57 | 88 | 15 | 2 | 5 | 22 | 36 | 66 | 44 | 1,033 |
| 5 | Marshall, Mike | R-R | 6-5 | 215 | 01/12/60 | Libertyville, IL | Sherman Oaks, CA | Los Angeles | .083 | 37 | 24 | 7 | 2 | 1 | 0 | 0 | 0 | 2 | 10 | 3 | |
| 31 | Shelby, John | S-R | 6-1 | 175 | 02/23/58 | Lexington, KY | Cockeyville, MD | Los Angeles | .299 | 112 | 411 | 57 | 123 | 22 | 10 | 5 | 61 | 39 | 39 | 1 | 0,064 |
| | | | | | | | | Los Angeles | .182 | 12 | 11 | 1 | 2 | 0 | 0 | 0 | 0 | 1 | 2 | 0 | |
| | | | | | | | | Los Angeles | .277 | 144 | 542 | 63 | 150 | 27 | 2 | 20 | 82 | 24 | 93 | 4 | 6,129 |
| | | | | | | | | Los Angeles | .263 | 140 | 494 | 65 | 130 | 23 | 6 | 10 | 64 | 44 | 128 | 16 | 6,000 |

43 Hartley, Mike
44 Vizcaino, Jose
45 Gwynn, Chris
47 Jones, Chris
48 Martinez, Ramon
49 Belcher, Tim
50 Howell, Jay
51 Fischer, Jeff
52 Crews, Tim
54 Leary, Tim
55 Hershiser, Orel
56 Munoz, Mike
57 Wetteland, John
59 Searage, Ray

1989 NON-ROSTER PLAYERS IN SPRING TRAINING

| No. | Pitchers (20) | B-T | Ht. | Wt. | Born | Birthplace | Residence | 1988 Club | W-L | ERA | G | GS | CG | SV | IP | H | R | ER | BB | SO |
|------------|---------------------|------------|------------|------------|-------------|-----------------------|---------------------|------------------|-------------|----------|-----------|----------|----------|-----------|-----------|-----------|------------|-----------|-----------|-----------|
| 46 | Armstrong, Kevin | R-R | 6-0 | 175 | 03/29/64 | San Antonio, TX | San Antonio, TX | Riverside | 8-3 | 3.84 | 18 | 10 | 0 | 0 | 84.1 | 81 | 45 | 36 | 31 | 74 |
| 60 | Bene, Bill | R-R | 6-4 | 200 | 11/21/67 | Long Beach, CA | Long Beach, CA | Great Falls | 5-0 | 4.55 | 13 | 12 | 0 | 0 | 65.1 | 53 | 43 | 33 | 45 | 56 |
| 46 | Brennan, William | R-R | 6-3 | 185 | 01/15/63 | Tampa, FL | Kennesaw, GA | Albuquerque | 14-8 | 3.82 | 29 | 28 | 5 | 0 | 167.0 | 177 | 85 | 71 | 51 | 83 |
| 62 | Burt, Dennis | S-R | 6-0 | 190 | 11/29/57 | San Diego, CA | Stockton, CA | Los Angeles | 0-1 | 6.75 | 4 | 2 | 0 | 0 | 9.1 | 13 | 7 | 7 | 6 | 7 |
| 71 | Hartstock, Jeff | R-R | 6-0 | 175 | 11/19/66 | Hamilton, OH | Bristol, TN | Albuquerque | 12-9 | 3.83 | 30 | 25 | 1 | 0 | 166.2 | 185 | 85 | 71 | 56 | 80 |
| 77 | James, Mike | R-R | 6-3 | 180 | 08/15/67 | Fort Walton Beach, FL | Andalusia, AL | Great Falls | 7-2 | 2.67 | 14 | 13 | 1 | 0 | 81.0 | 62 | 30 | 24 | 26 | 108 |
| 82 | Mack, Tony | R-R | 5-10 | 175 | 04/30/61 | Lexington, KY | Lexington, KY | Great Falls | 7-1 | 3.76 | 14 | 12 | 0 | 0 | 67.0 | 61 | 36 | 28 | 41 | 59 |
| 60 | Marquez, Isidrio | R-R | 6-3 | 190 | 05/15/65 | Navojia, Sonora MX | Navojia, Sonora, MX | San Antonio | 6-0 | 2.95 | 37 | 1 | 0 | 4 | 64.0 | 57 | 31 | 21 | 26 | 69 |
| 99 | Mayberry, Greg | R-R | 6-3 | 220 | 09/11/65 | Lynchburg, VA | Appamattox, VA | SanLuisPotosi | 6-3 | 2.25 | 10 | 10 | 4 | 0 | 72.0 | 54 | 22 | 18 | 27 | 56 |
| 80 | Neidlinger, Jim | S-R | 6-4 | 180 | 09/24/64 | Vallejo, CA | Burlington, VT | Bakersfield | 8-4 | 3.09 | 20 | 20 | 1 | 0 | 125.1 | 114 | 54 | 43 | 77 | 106 |
| 78 | Nichting, Chris | R-R | 6-1 | 205 | 05/13/66 | Cincinnati, OH | Cincinnati, OH | Vero Beach | 2-3 | 2.72 | 13 | 4 | 0 | 0 | 43.0 | 36 | 17 | 13 | 11 | 34 |
| 81 | Opperman, Dan | R-R | 6-2 | 175 | 11/13/68 | Las Vegas, NV | Las Vegas, NV | Harrisburg | 5-8 | 2.82 | 40 | 11 | 0 | 0 | 124.2 | 135 | 54 | 39 | 25 | 88 |
| 85 | Poole, Jim | L-L | 6-2 | 190 | 04/28/66 | Rochester, NY | Voorhees, NJ | Buffalo | 0-0 | 6.23 | 3 | 0 | 0 | 0 | 4.1 | 7 | 3 | 3 | 2 | 4 |
| 70 | Scarpetta, Dan | L-L | 6-1 | 195 | 06/29/63 | Rockford, IL | Rockford, IL | Vero Beach | 11-4 | 2.09 | 21 | 19 | 5 | 1 | 138.0 | 90 | 40 | 32 | 51 | 151 |
| 75 | Scott, Tim | R-R | 6-2 | 185 | 11/16/66 | Hanford, CA | Hanford, CA | Great Falls | - | - | - | - | - | - | - | - | - | - | - | - |
| 87 | Snedeker, Sean | R-R | 6-3 | 185 | 06/18/65 | Beeville, TX | Bryan, TX | Vero Beach | 1-1 | 3.77 | 10 | 0 | 0 | 0 | 14.1 | 13 | 6 | 6 | 9 | 12 |
| 84 | Springer, Dennis | R-R | 5-10 | 185 | 02/12/65 | Fresno, CA | Fresno, CA | El Paso | 11-6 | 4.45 | 18 | 18 | 5 | 0 | 113.1 | 119 | 70 | 56 | 50 | 79 |
| 68 | Vanzylveld, Jeff | L-R | 6-3 | 195 | 07/10/68 | Fort Pol, LA | Jenison, MI | Denver | 2-5 | 5.58 | 8 | 7 | 0 | 0 | 50.0 | 62 | 35 | 31 | 18 | 29 |
| 67 | Wengert, Bill | R-R | 6-5 | 210 | 01/04/67 | Sioux City, IA | Sioux City, IA | Bakersfield | 4-8 | 3.64 | 36 | 2 | 0 | 7 | 64.1 | 52 | 34 | 26 | 26 | 59 |
| 86 | Wray, James | R-L | 6-0 | 180 | 11/26/66 | Jacksonville, FL | Jacksonville, FL | Bakersfield | 13-2 | 2.20 | 13 | 12 | 5 | 0 | 86.0 | 64 | 29 | 21 | 16 | 102 |
| | | | | | | | | Bakersfield | 8-7 | 3.27 | 32 | 20 | 6 | 2 | 154.0 | 135 | 75 | 56 | 62 | 108 |
| | | | | | | | | Salem | 4-4 | 3.29 | 12 | 8 | 0 | 0 | 54.2 | 49 | 28 | 20 | 27 | 38 |
| | | | | | | | | Great Falls | 3-3 | 3.60 | 14 | 6 | 0 | 0 | 45.0 | 44 | 28 | 18 | 23 | 42 |
| | | | | | | | | Great Falls | 5-2 | 2.04 | 27 | 0 | 0 | 3 | 39.2 | 27 | 9 | 9 | 7 | 54 |
| No. | Catchers (8) | B-T | Ht. | Wt. | Born | Birthplace | Residence | 1988 Club | Avg. | G | AB | R | H | 2B | 3B | HR | RBI | BB | SO | SB |
| 90 | Brown, Adam | L-R | 6-0 | 205 | 08/10/66 | Athens, GA | Monroe, GA | Bakersfield | .352 | 92 | 318 | 66 | 112 | 18 | 3 | 9 | 80 | 54 | 50 | 5 |
| 95 | Fletcher, Darrin | L-R | 6-2 | 195 | 10/03/66 | Elmherst, IL | Oakwood, IL | San Antonio | .296 | 30 | 98 | 14 | 29 | 5 | 0 | 2 | 13 | 7 | 19 | 0 |
| 97 | Magnusson, Brett | R-R | 5-10 | 210 | 08/20/67 | Charlotte, NC | Sonoma, CA | San Antonio | .208 | 89 | 279 | 15 | 58 | 8 | 0 | 1 | 20 | 17 | 42 | 2 |
| 62 | Marabell, Scott | R-R | 5-11 | 185 | 08/21/65 | Covdersport, PA | Tunkhannock, PA | Great Falls | .320 | 51 | 175 | 51 | 56 | 18 | 4 | 7 | 46 | 44 | 43 | 4 |
| | | | | | | | | Salem | .247 | 75 | 271 | 47 | 67 | 13 | 3 | 8 | 53 | 35 | 74 | 9 |

| Players |
|----------------------|
| 46 Brennan, William |
| 60 Marquez, Isidrio |
| 60 Oferman, Jose |
| 61 Armstrong, Kevin |
| 62 Marabell, Scott |
| 62 Pye, Eddie |
| 63 Dugas, Shanie |
| 65 Lopez, Luis |
| 66 Rojas, Homar |
| 67 Wengert, Bill |
| 68 Vanzylveld, Jeff |
| 70 Bustabad, Juan |
| 70 Scarpetta, Dan |
| 71 Hartstock, Jeff |
| 72 Martinez, Luis |
| 73 Santana, Miguel |
| 74 Boddie, Eric |
| 74 Rice, Lance |
| 75 Scott, Tim |
| 76 Barron, Tony |
| 77 Morrow, Chris |
| 77 James, Mike |
| 78 Nichting, Chris |
| 79 Green, Steve |
| 80 Neidlinger, Jim |
| 81 Opperman, Dan |
| 82 Mack, Tony |
| 83 Castillo, Braulio |
| 84 Springer, Dennis |
| 85 Poole, Jim |
| 86 Wray, James |
| 87 McConnell, Walt |
| 87 Snedeker, Sean |
| 88 Bene, Bill |
| 89 Karros, Eric |
| 90 Brown, Adam |

91 Griffin, Mark
 92 Burt, Dennis
 93 Michel, Domingo
 94 Szekey, Joe
 95 Fletcher, Darrin
 96 White, Mike
 97 Magnusson, Brett
 98 Valdez, Amilcar
 99 Brooks, Jerry
 99 Mayberry, Greg

| No. | Catchers | B-T | Ht. | Wt. | Born | Birthplace | Residence | 1988 Club | Avg. | G | AB | R | H | 2B | 3B | HR | RBI | BB | SO | SB |
|------------|------------------------|------------|------------|------------|-------------|-----------------------------|--------------------------|-----------------------------|-------------|----------|-----------|----------|----------|-----------|-----------|-----------|------------|-----------|-----------|-----------|
| 74 | Rice, Lance | S-R | 6-1 | 195 | 10/19/66 | Salem, OR | Salem, OR | Great Falls | .283 | 47 | 159 | 30 | 45 | 8 | 2 | 0 | 27 | 31 | 29 | 4 |
| 66 | Rojas, Homar | R-R | 6-1 | 180 | 02/16/64 | Nuevo Leon, MX | Nuevo Leon, MX | Vero Beach | .274 | 91 | 325 | 21 | 89 | 11 | 1 | 3 | 37 | 6 | 45 | 1 |
| 94 | Szekey, Joe | L-R | 6-1 | 190 | 06/28/61 | Paris, TX | Paris, TX | Albuquerque | - | - | - | - | - | - | - | - | - | - | - | - |
| 98 | Valdez, Amilcar | R-R | 6-0 | 195 | 10/06/67 | Canovanas, PR | Loiza, PR | Bakersfield | .253 | 83 | 312 | 38 | 79 | 21 | 0 | 6 | 51 | 17 | 46 | 1 |
| No. | Infielders (9) | B-T | Ht. | Wt. | Born | Birthplace | Residence | 1988 Club | Avg. | G | AB | R | H | 2B | 3B | HR | RBI | BB | SO | SB |
| 70 | Bustabad, Juan | L-R | 5-10 | 150 | 08/16/61 | Havana, Cuba | Miami, FL | San Antonio | .233 | 97 | 288 | 31 | 67 | 9 | 1 | 1 | 23 | 22 | 36 | 4 |
| 63 | Dugas, Shanie | L-R | 5-10 | 155 | 03/19/58 | New Iberia, LA | New Iberia, LA | Albuquerque | .288 | 120 | 400 | 60 | 115 | 20 | 1 | 14 | 60 | 42 | 80 | 5 |
| 89 | Karros, Eric | R-R | 6-4 | 205 | 11/04/67 | Hackensack, NJ | San Diego, CA | Great Falls | .366 | 66 | 268 | 68 | 98 | 12 | 1 | 12 | 55 | 32 | 35 | 8 |
| 65 | Lopez, Luis | R-R | 6-1 | 190 | 09/01/64 | Brooklyn, NY | Brooklyn, NY | San Antonio | .244 | 123 | 467 | 54 | 114 | 15 | 3 | 7 | 64 | 31 | 34 | 3 |
| 72 | Martinez, Luis | R-R | 6-1 | 165 | 03/08/66 | Bayamon, PR | Vega Baja, PR | Vero Beach | .272 | 127 | 474 | 60 | 129 | 21 | 2 | 0 | 42 | 23 | 62 | 11 |
| 87 | McConnell, Walt | L-R | 6-1 | 190 | 09/13/64 | Columbus, GA | Columbus, GA | San Antonio | .268 | 93 | 354 | 37 | 95 | 17 | 1 | 11 | 53 | 33 | 57 | 4 |
| 93 | Michel, Domingo | R-R | 5-10 | 170 | 07/25/65 | SanPedro de Macoris, PR | San Pedro de Macoris, PR | San Antonio | .330 | 94 | 352 | 62 | 116 | 21 | 3 | 7 | 50 | 48 | 52 | 15 |
| 60 | Oferman, Jose | S-R | 6-0 | 150 | 11/08/68 | SanPedro de Macoris, PR | San Pedro de Macoris, PR | Great Falls | .331 | 60 | 251 | 75 | 83 | 11 | 5 | 2 | 28 | 38 | 42 | 57 |
| 62 | Pye, Eddie | R-R | 5-10 | 165 | 02/13/67 | Columbia, TN | Columbia, TN | Great Falls | .300 | 61 | 237 | 50 | 71 | 8 | 4 | 2 | 30 | 29 | 26 | 19 |
| No. | Outfielders (9) | B-T | Ht. | Wt. | Born | Birthplace | Residence | 1988 Club | Avg. | G | AB | R | H | 2B | 3B | HR | RBI | BB | SO | SB |
| 76 | Barron, Tony | R-R | 6-0 | 185 | 08/17/66 | Portland, OR | Tacoma, WA | Salem | .303 | 73 | 261 | 54 | 79 | 6 | 3 | 9 | 38 | 25 | 75 | 36 |
| 74 | Boddie, Eric | R-R | 6-3 | 210 | 08/22/67 | Waukegan, IL | Curnee, IL | Great Falls | .333 | 51 | 204 | 41 | 68 | 14 | 2 | 4 | 45 | 27 | 54 | 8 |
| 99 | Brooks, Jerry | R-R | 6-0 | 190 | 03/23/67 | Syracuse, NY | Syracuse, NY | Great Falls | .347 | 68 | 285 | 63 | 99 | 9 | 3 | 8 | 61 | 24 | 25 | 7 |
| 83 | Castillo, Braulio | R-R | 6-0 | 160 | 05/13/68 | Elias Pina, PR | Elias Pina, PR | Salem | .281 | 73 | 306 | 51 | 86 | 20 | 5 | 8 | 41 | 22 | 72 | 16 |
| 79 | Green, Steve | R-R | 6-3 | 200 | 08/08/66 | Richmond, VA | Lilburn, GA | Bakersfield | .278 | 114 | 407 | 56 | 113 | 25 | 2 | 6 | 56 | 53 | 91 | 19 |
| 91 | Griffin, Mark | L-R | 6-0 | 170 | 09/15/68 | Quebec City, Quebec, Canada | Ste-Foy, Quebec, Canada | (First Professional Season) | | | | | | | | | | | | |
| 76 | Morrow, Chris | L-L | 6-1 | 190 | 11/08/69 | San Francisco, CA | Quebec, Canada | Great Falls | .286 | 60 | 217 | 48 | 62 | 11 | 3 | 8 | 40 | 28 | 50 | 13 |
| 73 | Santana, Miguel | S-R | 5-11 | 185 | 01/08/67 | San Pedro de Macoris, PR | Pacific, CA | Vero Beach | .293 | 85 | 331 | 67 | 97 | 4 | 0 | 0 | 13 | 48 | 44 | 58 |
| 96 | White, Mike | L-R | 6-2 | 185 | 01/09/68 | Sweetwater, TN | Marcoris, PR | San Antonio | .245 | 29 | 98 | 11 | 24 | 1 | 0 | 0 | 10 | 5 | 18 | 8 |
| | | | | | | | Loudon, TN | Vero Beach | .340 | 115 | 397 | 54 | 135 | 12 | 11 | 5 | 42 | 29 | 38 | 14 |

HOW OLD ARE THEY IN 1989?

January

Mike Marshall
29 on January 12
Joe Amalfitano
55 on January 23

February

John Tudor
35 on February 2
Manny Mota
51 on February 18
John Shelby
31 on February 23
Eddie Murray
33 on February 24

March

Alfredo Griffin
32 on March 6
Mariano Duncan
26 on March 13
Mickey Hatcher
34 on March 15
Jeff Hamilton
25 on March 19
Ramon Martinez
21 on March 22
Jose Vizcaino
21 on March 26

April

Ron Perranoski
53 on April 1
Tim Crews
28 on April 3
Mike Devereaux
26 on April 10

May

Ray Searage
34 on May 1
Carlos Hernandez
22 on May 24
Kirk Gibson
32 on May 28

June

Mike Davis
30 on June 11
Alejandro Pena
30 on June 25

July

Willie Randolph
35 on July 6
Mike Munoz
24 on July 12
Ricky Horton
30 on July 30

August

Dave Anderson
29 on August 1
Jeff Fischer
26 on August 17
John Wetteland
23 on August 22
Mike Hartley
28 on August 31

September

Rick Dempsey
40 on September 13
Orel Hershiser
31 on September 16
Joe Ferguson
43 on September 19
Mark Cresse
38 on September 21

Tommy Lasorda
62 on September 22

October

Mike Sharperson
28 on October 4
Tracy Woodson
27 on October 5
Chris Gwynn
25 on October 13
Tim Belcher
28 on October 19
Bill Russell
41 on October 21
Franklin Stubbs
29 on October 21

November


Fernando Valenzuela
29 on November 1
Ben Hines
54 on November 7
Jose Gonzalez
25 on November 23
Dave Hansen
21 on November 24
Jay Howell
34 on November 26
Mike Scioscia
31 on November 27

December

Gilberto Reyes
26 on December 10
Chris Jones
26 on December 17
Tim Leary
31 on December 23



THE OPPONENTS



ATLANTA BRAVES *Western Division***Fulton County Stadium**

521 Capitol Ave. SW, Atlanta, GA 30302 (404) 522-7630

Capacity: 52,003 Dimensions: 330-402-330

Director of Public Relations: Jim Schultz**Office phone number:** (404) 522-2724**Home phone number:** (404) 951-1559**Public Relations Assistants:** Melanie Jessee, Glen Serra, Tyler Barnes**Home phone numbers:** Jessee (404) 477-6824, Serra (404) 973-5259,

Barnes (404) 525-6144

Traveling Secretary: Bill Acree**Hotel in Los Angeles:** Hyatt Regency**Hotel phone number:** (213) 683-1234**Dodgers hotel in Atlanta:** Hyatt Regency**Hotel phone number:** (404) 577-1234**All-time series record:** Dodgers lead, 1,006-811**1988 SERIES RECORD:** Dodgers won series, 14-4

| Date | Site | W-L | Score | Date | Site | W-L | Score | Date | Site | W-L | Score |
|------|------|-----|-------|------|------|-----|-------|------|------|-----|-------|
| 4/7 | Atl | W | 5-2 | 4/17 | LA | L | 3-1 | 6/22 | LA | L | 4-1 |
| 4/8 | Atl | W | 6-3 | 6/14 | Atl | W | 5-4 | 9/5 | Atl | W | 3-0 |
| 4/9 | Atl | W | 11-3 | 6/15 | Atl | W | 7-5 | 9/6 | Atl | L | 2-1 |
| 4/10 | Atl | W | 3-1 | 6/16 | Atl | L | 9-2 | 9/12 | LA | W | 5-4 |
| 4/15 | LA | W | 3-2 | 6/20 | LA | W | 7-3 | 9/13 | LA | W | 2-0 |
| 4/16 | LA | W | 7-4 | 6/21 | LA | W | 2-1 | 9/14 | LA | W | 1-0 |

LOS ANGELES vs. ATLANTA**ATLANTA vs. LOS ANGELES**

| Batter | Avg. | AB | H | HR | RBI | Batter | Avg. | AB | H | HR | RBI |
|------------|-------|-----|-----|----|-----|-----------|------|-----|-----|----|-----|
| Anderson | .333 | 24 | 8 | 0 | 4 | Benedict | .077 | 26 | 2 | 0 | 0 |
| Davis | .333 | 27 | 9 | 0 | 2 | Blauser | .182 | 11 | 2 | 1 | 1 |
| Dempsey | .250 | 20 | 5 | 1 | 3 | Blocher | .176 | 17 | 3 | 0 | 0 |
| Devereaux | .000 | 0 | 0 | 0 | 0 | Gant | .306 | 36 | 11 | 1 | 3 |
| Gibson | .350 | 60 | 21 | 2 | 9 | Garcia | .036 | 28 | 1 | 1 | 3 |
| Gonzalez | .000 | 1 | 0 | 0 | 0 | Gregg | .500 | 2 | 1 | 0 | 0 |
| Griffin | .289 | 45 | 13 | 0 | 8 | Griffey | .080 | 25 | 2 | 0 | 1 |
| Guerrero | .346 | 26 | 9 | 1 | 9 | Hall | .362 | 47 | 17 | 0 | 1 |
| Gwynn | 1.000 | 1 | 1 | 0 | 0 | James | .259 | 58 | 15 | 0 | 8 |
| Hamilton | .310 | 42 | 13 | 0 | 3 | Morrison | .000 | 11 | 0 | 0 | 1 |
| Hatcher | .258 | 31 | 8 | 0 | 3 | Murphy | .191 | 68 | 13 | 2 | 6 |
| Heep | .000 | 5 | 0 | 0 | 0 | Oberkfell | .267 | 45 | 12 | 0 | 4 |
| Marshall | .295 | 61 | 18 | 1 | 9 | Perry | .259 | 58 | 15 | 0 | 6 |
| Sax | .190 | 63 | 12 | 0 | 4 | Roenicke | .000 | 4 | 0 | 0 | 0 |
| Scioscia | .209 | 43 | 9 | 1 | 5 | Royster | .200 | 5 | 1 | 0 | 1 |
| Sharperson | .333 | 3 | 1 | 0 | 0 | Runge | .143 | 7 | 1 | 0 | 0 |
| Shelby | .237 | 59 | 14 | 1 | 6 | Simmons | .000 | 4 | 0 | 0 | 0 |
| Stubbs | .130 | 23 | 3 | 0 | 2 | Smith | .000 | 4 | 0 | 0 | 0 |
| Woodson | .000 | 3 | 0 | 0 | 0 | Thomas | .235 | 68 | 16 | 0 | 4 |
| PITCHERS | .200 | 35 | 7 | 0 | 2 | Virgil | .282 | 39 | 11 | 1 | 5 |
| | | | | | | PITCHERS | .182 | 33 | 6 | 0 | 2 |
| TOTALS | .264 | 572 | 151 | 7 | 69 | TOTALS | .216 | 596 | 129 | 6 | 46 |

| Pitcher | ERA | W-L | G | SV | IP | Pitcher | ERA | W-L | G | SV | IP |
|------------|-------|------|----|----|-------|--------------|-------|------|----|----|-------|
| Belcher | 1.50 | 1-0 | 3 | 1 | 18.0 | Acker | 10.38 | 0-0 | 3 | 0 | 4.1 |
| Crews | 0.00 | 0-0 | 2 | 0 | 5.0 | Alvarez | 1.29 | 0-0 | 5 | 0 | 7.0 |
| Havens | 0.00 | 0-0 | 2 | 0 | 1.2 | Assenmacher | 3.60 | 1-1 | 7 | 0 | 10.0 |
| Hershiser | 1.28 | 5-0 | 5 | 0 | 42.1 | Cary | 5.40 | 0-0 | 2 | 0 | 3.1 |
| Hillegas | 3.12 | 1-0 | 1 | 0 | 8.2 | Coffman | 9.53 | 0-1 | 1 | 0 | 5.2 |
| Holton | 2.08 | 0-0 | 3 | 0 | 4.1 | Eichelberger | 3.38 | 0-0 | 3 | 0 | 5.1 |
| Horton | 0.00 | 0-0 | 1 | 0 | 1.1 | Glavine | 7.33 | 0-5 | 5 | 0 | 23.1 |
| Howell, J | 0.00 | 0-0 | 4 | 2 | 4.2 | Mahler | 2.04 | 1-4 | 6 | 0 | 39.2 |
| Howell, K | 12.00 | 0-1 | 1 | 0 | 6.0 | Olwine | 0.00 | 0-0 | 1 | 0 | 0.2 |
| Leary | 3.72 | 3-0 | 3 | 0 | 19.1 | Puleo | 0.00 | 0-0 | 4 | 0 | 4.2 |
| Martinez | 0.00 | 0-0 | 1 | 0 | 2.0 | Smith, P | 3.57 | 0-1 | 3 | 0 | 17.2 |
| Orosco | 7.71 | 0-1 | 4 | 2 | 2.1 | Smith, Z | 1.96 | 2-1 | 3 | 0 | 23.0 |
| Pena | 1.93 | 1-0 | 7 | 4 | 9.1 | Smoltz | 3.38 | 0-1 | 0 | 0 | 5.1 |
| Sutton | 3.60 | 0-2 | 3 | 0 | 15.0 | Sutter | 1.80 | 0-0 | 5 | 1 | 5.0 |
| Tudor | 0.00 | 1-0 | 1 | 0 | 5.0 | | | | | | |
| Valenzuela | 3.00 | 2-0 | 2 | 0 | 15.0 | | | | | | |
| TOTALS | 2.48 | 14-4 | 18 | 9 | 160.0 | TOTALS | 3.66 | 4-14 | 18 | 1 | 155.0 |

CHICAGO CUBS *Eastern Division***Wrigley Field**

1060 W. Addison, Chicago, IL 60613 (312) 281-5050

Capacity: 39,012 Dimensions: 355-400-353

Public Relations Director: Ned Coletti**Office phone number:** (312) 281-9352**Asst. Public Relations Director:** Sharon Pannozzo**Traveling Secretary:** Peter Durso**Hotel in Los Angeles:** Hyatt Wilshire (1st trip), Hyatt Regency (2nd trip)**Hotel phone number:** Hyatt Wilshire (213) 381-7411,

Hyatt Regency (213) 683-1234

Dodgers hotel in Chicago: Hyatt Regency**Hotel phone number:** (312) 565-1234**All-time series record:** Cubs lead, 862-844**1988 SERIES RECORD:** Dodgers won series, 8-4

| Date | Site | W-L | Score | Date | Site | W-L | Score | Date | Site | W-L | Score |
|------|------|------------|---------|------|------|-----|-------|------|------|------------|-------|
| 4/26 | LA | L | 7-3 | 7/1 | LA | L | 9-2 | 7/15 | CHI | W | 3-2 |
| 4/27 | LA | W | 4-0 | 7/2 | LA | W | 8-1 | 7/16 | CHI | Rained Out | |
| 4/28 | LA | L | 5-1 | 7/3 | LA | L | 2-1 | 7/17 | CHI | W | 4-1 |
| 5/9 | CHI | Rained Out | | 7/14 | CHI | W | 1-0 | 7/17 | CHI | W | 5-2 |
| 5/10 | CHI | W | 6-5(14) | 7/14 | CHI | W | 6-3 | | | | |

LOS ANGELES vs. CHICAGO**CHICAGO vs. LOS ANGELES**

| Batter | Avg. | AB | H | HR | RBI | Batter | Avg. | AB | H | HR | RBI |
|------------|------|-----|-----|----|-----|-----------|------|-----|-----|----|-----|
| Anderson | .258 | 31 | 8 | 0 | 2 | Berryhill | .118 | 17 | 2 | 0 | 0 |
| Davis | .176 | 17 | 3 | 1 | 2 | Davis | .278 | 18 | 5 | 1 | 1 |
| Dempsey | .091 | 11 | 1 | 0 | 0 | Dawson | .217 | 46 | 10 | 0 | 5 |
| Devereaux | .250 | 8 | 2 | 0 | 1 | Dunston | .191 | 47 | 9 | 0 | 2 |
| Gibson | .346 | 52 | 18 | 3 | 8 | Durham | .091 | 11 | 1 | 0 | 0 |
| Gonzalez | .333 | 3 | 1 | 0 | 0 | Grace | .229 | 35 | 8 | 1 | 8 |
| Griffin | .056 | 18 | 1 | 0 | 0 | Jackson | .278 | 18 | 5 | 0 | 1 |
| Guerrero | .583 | 12 | 7 | 0 | 3 | Law | .205 | 39 | 8 | 0 | 1 |
| Hamilton | .310 | 29 | 9 | 0 | 4 | Martinez | .346 | 26 | 9 | 0 | 2 |
| Hatcher | .500 | 6 | 3 | 0 | 0 | Mumphrey | .111 | 9 | 1 | 0 | 3 |
| Heep | .345 | 29 | 10 | 0 | 2 | Palmeiro | .286 | 49 | 14 | 0 | 5 |
| Marshall | .226 | 53 | 12 | 1 | 6 | Roomes | .000 | 0 | 0 | 0 | 0 |
| Sax | .295 | 61 | 18 | 1 | 3 | Salazar | .500 | 8 | 4 | 0 | 0 |
| Scioscia | .194 | 31 | 6 | 0 | 1 | Sandberg | .239 | 46 | 11 | 0 | 6 |
| Sharperson | .000 | 3 | 0 | 0 | 0 | Sundberg | .182 | 11 | 2 | 0 | 0 |
| Shelby | .176 | 34 | 6 | 0 | 3 | Trillo | .063 | 16 | 1 | 0 | 1 |
| Stubbs | .273 | 22 | 6 | 1 | 6 | Varsho | .400 | 10 | 4 | 0 | 1 |
| Woodson | .083 | 12 | 1 | 0 | 2 | Webster | .308 | 13 | 4 | 0 | 0 |
| PITCHERS | .100 | 30 | 3 | 0 | 2 | PITCHERS | .059 | 34 | 2 | 0 | 0 |
| TOTALS | .249 | 462 | 115 | 7 | 45 | TOTALS | .221 | 453 | 100 | 2 | 36 |

| Pitcher | ERA | W-L | G | SV | IP | Pitcher | ERA | W-L | G | SV | IP |
|------------|------|-----|----|----|-------|-----------|------|-----|----|----|-------|
| Belcher | 4.24 | 1-1 | 3 | 0 | 17.0 | Capel | 0.00 | 0-0 | 1 | 0 | 2.0 |
| Crews | 5.40 | 0-0 | 3 | 0 | 5.0 | Dipino | 2.16 | 0-0 | 6 | 1 | 8.1 |
| Havens | 5.40 | 0-0 | 2 | 0 | 1.2 | Gossage | 0.00 | 0-0 | 3 | 0 | 3.0 |
| Hershiser | 2.25 | 0-0 | 2 | 1 | 8.0 | Hall | 0.00 | 0-0 | 1 | 0 | 2.0 |
| Hillegas | 3.45 | 0-1 | 3 | 0 | 15.2 | Lancaster | 3.38 | 0-2 | 7 | 1 | 16.0 |
| Holton | 1.59 | 3-0 | 6 | 0 | 11.1 | Maddux | 2.65 | 1-0 | 2 | 0 | 17.0 |
| Howell, J | 0.00 | 0-0 | 4 | 2 | 5.1 | Moyer | 2.81 | 1-1 | 3 | 0 | 16.0 |
| Leary | 1.23 | 2-1 | 3 | 0 | 22.0 | Nipper | 3.12 | 0-1 | 4 | 0 | 8.2 |
| Orosco | 2.70 | 0-0 | 3 | 1 | 3.1 | Perry | 0.00 | 0-0 | 3 | 0 | 5.1 |
| Pena | 0.00 | 1-0 | 6 | 3 | 12.2 | Pico | 8.44 | 0-2 | 2 | 0 | 10.2 |
| Sutton | 0.00 | 1-0 | 1 | 0 | 6.0 | Schiraldi | 3.60 | 1-1 | 2 | 0 | 10.0 |
| Valenzuela | 5.14 | 0-1 | 2 | 0 | 14.0 | Sutcliffe | 2.95 | 1-1 | 3 | 0 | 21.1 |
| TOTALS | 2.51 | 8-4 | 12 | 7 | 122.0 | TOTALS | 3.14 | 4-8 | 12 | 2 | 120.1 |

CINCINNATI REDS *Western Division***Riverfront Stadium**

100 Riverfront Stadium, Cincinnati, OH 45202 (513) 421-4510

Capacity: 52,392 Dimension: 330-404-330

Vice President, Publicity: Jim Ferguson**Office phone number:** (513) 421-2990**Home phone number:** (513) 232-7590**Director Information and Publications:** Jon Braude**Home phone number:** (513) 385-4196**Traveling Secretary:** Brad Del Barba**Hotel in Los Angeles:** Hilton**Hotel phone number:** (213) 629-4321**Dodgers hotel in Cincinnati:** Hyatt Regency**Hotel phone number:** (513) 579-1234**All-time series record:** Dodgers lead, 921-906**1988 SERIES RECORD:** Dodgers won series, 11-7

| Date | Site | W-L | Score | Date | Site | W-L | Score | Date | Site | W-L | Score |
|------|------|-----|-------|------|------|-----|-------|------|------|-----|-------|
| 6/3 | LA | W | 13-5 | 8/1 | LA | L | 4-3 | 9/9 | LA | L | 5-2 |
| 6/4 | LA | L | 5-2 | 8/2 | LA | W | 2-0 | 9/10 | LA | W | 5-0 |
| 6/5 | LA | W | 5-4 | 8/3 | LA | L | 7-4 | 9/11 | LA | W | 5-3 |
| 6/24 | CIN | W | 5-3 | 8/9 | CIN | L | 6-0 | 9/16 | CIN | L | 1-0 |
| 6/25 | CIN | W | 6-4 | 8/10 | CIN | W | 8-5 | 9/17 | CIN | W | 4-3 |
| 6/26 | CIN | W | 9-6 | 8/11 | CIN | L | 9-8 | 9/18 | CIN | W | 2-0 |

LOS ANGELES vs. CINCINNATI**CINCINNATI vs. LOS ANGELES**

| Batter | Avg. | AB | H | HR | RBI | Batter | Avg. | AB | H | HR | RBI |
|------------|------|-----|-----|----|-----|------------|------|-----|-----|----|-----|
| Anderson | .286 | 42 | 12 | 0 | 4 | Bell | .000 | 1 | 0 | 0 | 0 |
| Davis | .125 | 8 | 1 | 0 | 0 | Brown | .000 | 1 | 0 | 0 | 0 |
| Dempsey | .286 | 28 | 8 | 2 | 4 | Browning | .000 | 0 | 0 | 0 | 0 |
| Devereaux | .000 | 2 | 0 | 0 | 0 | Collins | .235 | 17 | 4 | 0 | 0 |
| Gibson | .313 | 64 | 20 | 3 | 10 | Concepcion | .222 | 9 | 2 | 0 | 0 |
| Gonzalez | .000 | 4 | 0 | 0 | 0 | Daniels | .320 | 50 | 16 | 4 | 4 |
| Griffin | .161 | 31 | 5 | 0 | 1 | Davis | .294 | 68 | 20 | 2 | 11 |
| Guerrero | .300 | 30 | 9 | 1 | 6 | Diaz | .176 | 17 | 3 | 1 | 4 |
| Hamilton | .275 | 40 | 11 | 1 | 4 | Durham | .286 | 7 | 2 | 0 | 1 |
| Hatcher | .333 | 30 | 10 | 0 | 6 | Esasky | .196 | 46 | 9 | 0 | 6 |
| Heep | .667 | 3 | 2 | 0 | 2 | Griffey | .231 | 13 | 3 | 1 | 1 |
| Marshall | .273 | 66 | 18 | 2 | 9 | Jones | .000 | 5 | 0 | 0 | 0 |
| Sax | .235 | 68 | 16 | 0 | 5 | Larkin | .260 | 77 | 20 | 2 | 10 |
| Scioscia | .351 | 37 | 13 | 0 | 6 | McClendon | .308 | 13 | 4 | 0 | 1 |
| Sharperson | .111 | 9 | 1 | 0 | 0 | McGriff | .000 | 7 | 0 | 0 | 0 |
| Shelby | .284 | 67 | 19 | 0 | 9 | Milner | .000 | 2 | 0 | 0 | 0 |
| Stubbs | .200 | 15 | 3 | 1 | 1 | Oester | .286 | 28 | 8 | 0 | 3 |
| Woodson | .200 | 30 | 6 | 1 | 2 | O'Neill | .322 | 59 | 19 | 5 | 13 |
| PITCHERS | .182 | 44 | 8 | 1 | 1 | Quinones | .000 | 3 | 0 | 0 | 0 |
| | | | | | | Reed | .313 | 32 | 10 | 0 | 2 |
| | | | | | | Sabo | .300 | 70 | 21 | 1 | 4 |
| | | | | | | Treadway | .300 | 30 | 9 | 1 | 3 |
| | | | | | | Winningham | .174 | 23 | 4 | 0 | 1 |
| | | | | | | PITCHERS | .029 | 34 | 1 | 0 | 1 |
| TOTALS | .262 | 618 | 162 | 12 | 70 | TOTALS | .253 | 612 | 155 | 17 | 65 |

| Pitcher | ERA | W-L | G | SV | IP | Pitcher | ERA | W-L | G | SV | IP |
|------------|-------|------|----|----|-------|------------|-------|------|----|----|-------|
| Belcher | 3.54 | 1-1 | 7 | 1 | 28.0 | Armstrong | 0.00 | 0-0 | 1 | 0 | 4.2 |
| Crews | 1.00 | 2-0 | 5 | 0 | 9.0 | Birtsas | 6.43 | 0-0 | 6 | 0 | 7.0 |
| Hershiser | 3.21 | 3-1 | 4 | 0 | 33.2 | Browning | 3.97 | 1-0 | 5 | 0 | 34.0 |
| Hillegas | 6.75 | 0-0 | 1 | 0 | 4.0 | Charlton | 5.79 | 0-1 | 1 | 0 | 4.2 |
| Holton | 1.04 | 1-0 | 5 | 1 | 8.2 | Concepcion | 0.00 | 0-0 | 1 | 0 | 1.1 |
| Horton | 4.50 | 0-0 | 3 | 0 | 2.0 | Dibble | 4.05 | 0-0 | 5 | 0 | 6.2 |
| Howell, J | 6.43 | 0-1 | 5 | 2 | 7.0 | Franco | 10.29 | 2-2 | 7 | 0 | 7.0 |
| Howell, K | 0.00 | 0-0 | 1 | 0 | 2.0 | Gray | 3.00 | 0-0 | 2 | 0 | 3.0 |
| Leary | 3.04 | 2-0 | 4 | 0 | 26.2 | Jackson | 1.44 | 3-0 | 3 | 0 | 25.0 |
| Martinez | 13.50 | 0-1 | 1 | 0 | 2.2 | Murphy | 2.40 | 0-1 | 11 | 2 | 15.0 |
| Orosco | 1.17 | 1-0 | 9 | 1 | 7.2 | Rasmussen | 40.50 | 0-1 | 1 | 0 | 1.1 |
| Pena | 0.59 | 0-2 | 8 | 1 | 15.1 | Rijo | 3.80 | 1-3 | 7 | 0 | 23.2 |
| Sutton | 6.43 | 0-1 | 1 | 0 | 7.0 | Robinson | 7.15 | 0-1 | 3 | 0 | 11.1 |
| Tudor | 0.00 | 1-0 | 1 | 0 | 6.0 | St. Claire | 0.00 | 0-0 | 1 | 0 | 0.1 |
| Valenzuela | 24.00 | 0-0 | 2 | 0 | 3.0 | Soto | 3.00 | 0-1 | 1 | 0 | 6.0 |
| | | | | | | Williams | 1.86 | 0-1 | 10 | 0 | 9.2 |
| TOTALS | 3.43 | 11-7 | 18 | 6 | 162.2 | TOTALS | 4.03 | 7-11 | 18 | 2 | 160.2 |

HOUSTON ASTROS *Western Division***Astrodome**

8400 Kirby Dr., Gate 5 Houston, TX 77054 (713) 799-9500

Capacity: 45,000 Dimensions: 330-400-330

Director of Public Relations: Rob Matwick**Office phone number:** (713) 799-9596**Asst. Director of Public Relations:** Chuck Pool**Traveling Secretary:** Barry Waters**Hotel in Los Angeles:** Sheraton Grande**Hotel phone number:** (213) 617-1133**Dodgers hotel in Houston:** Westin Galleria**Hotel phone number:** (713) 960-8100**All-time series record:** Dodgers lead, 276-205**1988 SERIES RECORD:** Series divided, 9-9

| Date | Site | W-L | Score | Date | Site | W-L | Score | Date | Site | W-L | Score |
|------|------|-----|-------|------|------|-----|-------|------|------|-----|-------|
| 6/6 | LA | L | 10-4 | 6/29 | HOU | W | 2-0 | 8/7 | HOU | L | 4-2 |
| 6/7 | LAI | L | 5-2 | 7/29 | LA | L | 3-1 | 8/8 | HOU | L | 10-0 |
| 6/8 | LA | W | 11-1 | 7/30 | LA | L | 14-6 | 9/7 | LA | W | 4-1 |
| 6/9 | LA | W | 4-2 | 7/31 | LA | W | 6-1 | 9/8 | LA | L | 2-1 |
| 6/27 | HOU | W | 4-0 | 8/5 | HOU | L | 6-4 | 9/19 | HOU | W | 1-0 |
| 6/28 | HOU | L | 4-3 | 8/6 | HOU | W | 5-3 | 9/20 | HOU | W | 6-0 |

LOS ANGELES vs. HOUSTON**HOUSTON vs. LOS ANGELES**

| Batter | Avg. | AB | H | HR | RBI | Batter | Avg. | AB | H | HR | RBI |
|------------|------|-----|-----|----|-----|-----------|------|-----|-----|----|-----|
| Anderson | .138 | 29 | 4 | 0 | 0 | Ashby | .182 | 22 | 4 | 1 | 2 |
| Davis | .071 | 14 | 1 | 0 | 1 | Bass | .210 | 62 | 13 | 1 | 9 |
| Dempsey | .294 | 17 | 5 | 1 | 5 | Bell | .316 | 38 | 12 | 0 | 4 |
| Devereaux | .000 | 1 | 0 | 0 | 0 | Biggio | .100 | 10 | 1 | 0 | 0 |
| Gibson | .224 | 67 | 15 | 5 | 11 | Caminiti | .240 | 25 | 6 | 1 | 4 |
| Gonzalez | .000 | 4 | 0 | 0 | 0 | Candaele | .000 | 7 | 0 | 0 | 0 |
| Griffin | .167 | 30 | 5 | 0 | 1 | Davis | .273 | 55 | 15 | 1 | 5 |
| Guerrero | .130 | 23 | 3 | 0 | 0 | Doran | .350 | 60 | 21 | 1 | 6 |
| Gwynn | .000 | 1 | 0 | 0 | 0 | Drew | .167 | 6 | 1 | 0 | 0 |
| Hamilton | .231 | 39 | 9 | 0 | 4 | Hatcher | .214 | 42 | 9 | 0 | 6 |
| Hatcher | .200 | 20 | 4 | 0 | 1 | Henderson | .000 | 2 | 0 | 0 | 0 |
| Heep | .222 | 9 | 2 | 0 | 0 | Jackson | .000 | 1 | 0 | 0 | 0 |
| Marshall | .355 | 62 | 22 | 3 | 8 | Meadows | .125 | 8 | 1 | 0 | 1 |
| Sax | .292 | 72 | 21 | 0 | 4 | Pankovits | .000 | 6 | 0 | 0 | 0 |
| Scioscia | .229 | 48 | 11 | 1 | 3 | Puhl | .310 | 29 | 9 | 0 | 2 |
| Sharperson | .000 | 4 | 0 | 0 | 0 | Ramirez | .281 | 57 | 16 | 0 | 7 |
| Shelby | .250 | 64 | 16 | 2 | 14 | Reynolds | .188 | 16 | 3 | 0 | 0 |
| Stubbs | .310 | 29 | 9 | 1 | 4 | Smajstrla | .000 | 1 | 0 | 0 | 0 |
| Woodson | .273 | 22 | 6 | 0 | 2 | Spilman | .000 | 2 | 0 | 0 | 0 |
| PITCHERS | .146 | 41 | 6 | 0 | 0 | Trevino | .323 | 31 | 10 | 2 | 6 |
| | | | | | | Walling | .214 | 14 | 3 | 0 | 3 |
| | | | | | | Young | .214 | 56 | 12 | 0 | 3 |
| | | | | | | PITCHERS | .089 | 45 | 4 | 0 | 5 |
| TOTALS | .233 | 596 | 139 | 13 | 58 | TOTALS | .235 | 595 | 140 | 7 | 63 |

| Pitcher | ERA | W-L | G | SV | IP | Pitcher | ERA | W-L | G | SV | IP |
|------------|-------|-----|----|----|-------|-----------|-------|-----|----|----|-------|
| Belcher | 2.37 | 2-1 | 3 | 0 | 19.0 | Agosto | 0.00 | 0-0 | 8 | 2 | 7.0 |
| Crews | 10.24 | 0-0 | 7 | 0 | 9.2 | Andersen | 3.38 | 0-0 | 3 | 1 | 5.1 |
| Heep | 9.00 | 0-0 | 1 | 0 | 2.0 | Andujar | 2.61 | 0-1 | 2 | 0 | 10.1 |
| Hershiser | 1.80 | 4-1 | 5 | 0 | 40.0 | Childress | 3.00 | 0-0 | 2 | 0 | 3.0 |
| Hillegas | 4.73 | 1-2 | 3 | 0 | 13.1 | Darwin | 2.95 | 2-1 | 4 | 0 | 21.1 |
| Holton | 2.92 | 0-2 | 7 | 0 | 12.1 | Deshaies | 5.25 | 1-1 | 2 | 0 | 12.0 |
| Howell, J | 0.00 | 0-0 | 3 | 3 | 3.2 | Forsch | 7.20 | 0-1 | 1 | 0 | 5.0 |
| Leary | 2.57 | 1-1 | 2 | 0 | 14.0 | Heathcock | 18.00 | 0-0 | 1 | 0 | 2.0 |
| Orosco | 6.75 | 0-0 | 4 | 0 | 2.2 | Knepper | 2.49 | 3-0 | 3 | 0 | 21.2 |
| Pena | 5.19 | 0-1 | 6 | 1 | 8.2 | Meads | 3.00 | 0-0 | 2 | 0 | 3.0 |
| Sutton | 2.45 | 0-0 | 2 | 0 | 11.0 | Meyer | 3.00 | 0-0 | 1 | 0 | 3.0 |
| Tudor | 1.13 | 0-1 | 1 | 0 | 8.0 | Ryan | 2.87 | 1-3 | 5 | 0 | 31.1 |
| Valenzuela | 1.98 | 1-0 | 2 | 0 | 13.2 | Scott | 2.70 | 2-2 | 4 | 0 | 30.0 |
| | | | | | | Smith | 6.00 | 0-0 | 3 | 1 | 3.0 |
| TOTALS | 3.13 | 9-9 | 18 | 4 | 158.0 | TOTALS | 3.25 | 9-9 | 18 | 4 | 158.0 |

MONTREAL EXPOS *Eastern Division***Olympic Stadium**

P. O. Box 500, Station "M", Montreal, Quebec H1V 3P2 (514) 253-3434

Capacity: 59,853 Dimensions: 325-404-325

Publicists: Richard Griffin and Monique Giroux**Office phone number:** (514) 253-3263**Home phone number:** Griffin (514) 695-4186, Giroux (514) 384-9924**Director, Team Travel:** Dan Lunetta**Hotel in Los Angeles:** Hilton**Hotel phone number:** (213) 629-4321**Dodgers hotel in Montreal:** Le Centre Sheraton**Hotel phone number:** (514) 878-2000**All-time series record:** Dodgers lead, 143-92**1988 SERIES RECORD:** Dodgers won series, 8-4

| Date | Site | W-L | Score | Date | Site | W-L | Score | Date | Site | W-L | Score |
|------|------|-----|-------|------|------|-----|---------|------|------|-----|-------|
| 5/17 | LA | L | 6-5 | 5/28 | MON | L | 3-2(10) | 8/21 | LA | W | 4-0 |
| 5/18 | LA | L | 3-0 | 5/29 | MON | W | 2-1 | 8/29 | MON | W | 2-1 |
| 5/19 | LA | W | 2-0 | 8/19 | LA | W | 2-0 | 8/30 | MON | W | 4-2 |
| 5/27 | MON | W | 5-2 | 8/20 | LA | W | 4-3 | 8/31 | MON | L | 4-3 |

LOS ANGELES vs. MONTREAL

| Batter | Avg. | AB | H | HR | RBI | Batter | Avg. | AB | H | HR | RBI |
|------------|-------|-----|----|----|-----|------------|------|-----|----|----|-----|
| Anderson | .286 | 14 | 4 | 1 | 3 | Brooks | .220 | 41 | 9 | 0 | 4 |
| Davis | .176 | 34 | 6 | 0 | 0 | Engle | .000 | 2 | 0 | 0 | 0 |
| Dempsey | .500 | 4 | 2 | 0 | 2 | Fitzgerald | .143 | 7 | 1 | 0 | 0 |
| Gibson | .349 | 43 | 15 | 2 | 5 | Foley | .118 | 34 | 4 | 0 | 1 |
| Griffin | .320 | 25 | 8 | 1 | 2 | Galarraga | .319 | 47 | 15 | 2 | 5 |
| Guerrero | .143 | 14 | 2 | 0 | 1 | Hudler | .308 | 13 | 4 | 0 | 0 |
| Hamilton | .000 | 9 | 0 | 0 | 0 | Johnson | .250 | 4 | 1 | 0 | 0 |
| Hatcher | .444 | 9 | 4 | 0 | 2 | Jones | .250 | 4 | 1 | 0 | 0 |
| Heep | .400 | 5 | 2 | 0 | 0 | Martinez | .235 | 17 | 4 | 0 | 1 |
| Marshall | .250 | 36 | 9 | 2 | 5 | Nettles | .200 | 5 | 1 | 0 | 0 |
| Sax | .146 | 48 | 7 | 0 | 2 | Nixon | .200 | 10 | 2 | 0 | 0 |
| Scioscia | .154 | 39 | 6 | 0 | 0 | Paredes | .188 | 16 | 3 | 0 | 3 |
| Sharperson | 1.000 | 1 | 1 | 0 | 0 | Perez | .000 | 0 | 0 | 0 | 0 |
| Shelby | .306 | 36 | 11 | 1 | 5 | Raines | .220 | 50 | 11 | 0 | 2 |
| Stubbs | .294 | 17 | 5 | 1 | 2 | Reed | .143 | 7 | 1 | 0 | 0 |
| Woodson | .263 | 19 | 5 | 1 | 1 | Rivera | .222 | 18 | 4 | 0 | 0 |
| PITCHERS | .143 | 28 | 4 | 0 | 2 | Santovenia | .160 | 25 | 4 | 0 | 3 |
| | | | | | | Wallach | .289 | 45 | 13 | 1 | 3 |
| | | | | | | Webster | .278 | 18 | 5 | 0 | 0 |
| | | | | | | Winningham | .222 | 9 | 2 | 0 | 1 |
| | | | | | | PITCHERS | .120 | 25 | 3 | 0 | 1 |
| TOTALS | .239 | 381 | 91 | 9 | 32 | TOTALS | .222 | 397 | 88 | 3 | 24 |

MONTREAL vs. LOS ANGELES

| Pitcher | ERA | W-L | G | SV | IP | Pitcher | ERA | W-L | G | SV | IP |
|------------|------|-----|----|----|-------|------------|-------|-----|----|----|-------|
| Belcher | 3.57 | 0-0 | 3 | 0 | 17.2 | Barrett | - | 0-0 | 0 | 0 | 0.0 |
| Crews | 0.00 | 0-0 | 2 | 0 | 2.2 | Burke | 10.13 | 0-0 | 3 | 2 | 2.2 |
| Hershiser | 1.06 | 3-1 | 4 | 0 | 34.0 | Dopson | 1.61 | 1-1 | 4 | 0 | 28.0 |
| Holton | 0.00 | 0-0 | 2 | 0 | 3.0 | Heaton | 3.80 | 1-1 | 3 | 0 | 21.1 |
| Howell, J | 2.70 | 1-1 | 3 | 1 | 3.1 | Hesketh | 6.23 | 0-1 | 5 | 0 | 4.1 |
| Leary | 0.00 | 2-0 | 2 | 0 | 18.0 | Holman | 4.50 | 0-1 | 2 | 0 | 8.0 |
| Martinez | 0.00 | 1-0 | 1 | 0 | 7.0 | Martinez | 2.35 | 0-3 | 3 | 0 | 23.0 |
| Orosco | 0.00 | 1-0 | 2 | 0 | 1.1 | McClure | 27.00 | 0-1 | 1 | 0 | 0.1 |
| Pena | 5.40 | 0-1 | 3 | 1 | 5.0 | McGaffigan | 1.80 | 0-0 | 3 | 0 | 5.0 |
| Valenzuela | 4.50 | 0-1 | 2 | 0 | 16.0 | Parrett | 3.00 | 2-0 | 3 | 0 | 6.0 |
| | | | | | | Youmans | 1.29 | 0-0 | 1 | 0 | 7.0 |
| TOTALS | 1.92 | 8-4 | 12 | 2 | 108.0 | TOTALS | 2.98 | 4-8 | 12 | 2 | 105.2 |

NEW YORK METS *Eastern Division***Shea Stadium**

Flushing, NY 11368 (718) 507-METS

Capacity: 55,300 Dimensions: 338-410-338

Director of Public Relations: Jay Horwitz**Office phone number:** (718) 565-4330**Home phone number:** (201) 546-5089**Asst. Director of Public Relations:** Rick Lawes**Traveling Secretary:** Bob O'Hara**Hotel in Los Angeles:** Sheraton Grande**Hotel phone number:** (213) 617-1133**Dodgers hotel in New York:** Grand Hyatt**Hotel phone number:** (212) 883-1234**All-time series record:** Dodgers lead, 207-152**1988 SERIES RECORD:** Mets won series, 10-1

| Date | Site | W-L | Score | Date | Site | W-L | Score | Date | Site | W-L | Score |
|------|------|-----|-------|------|------|-----|---------|------|------|------------|-------|
| 5/20 | LA | L | 5-2 | 5/31 | NY | L | 5-4(11) | 8/24 | LA | L | 2-1 |
| 5/21 | LA | L | 4-0 | 6/1 | NY | W | 4-3 | 9/2 | NY | L | 8-0 |
| 5/22 | LA | L | 5-2 | 8/22 | LA | L | 7-1 | 9/3 | NY | L | 2-1 |
| 5/30 | NY | L | 3-2 | 8/23 | LA | L | 5-1 | 9/4 | NY | Rained out | |

LOS ANGELES vs. NEW YORK**NEW YORK vs. LOS ANGELES**

| Batter | Avg. | AB | H | HR | RBI | Batter | Avg. | AB | H | HR | RBI |
|---------------|-------------|------------|-----------|----------|-----------|---------------|-------------|------------|------------|-----------|-----------|
| Anderson | .267 | 15 | 4 | 0 | 0 | Backman | .433 | 30 | 13 | 0 | 5 |
| Davis | .087 | 23 | 2 | 0 | 0 | Carter | .310 | 29 | 9 | 0 | 2 |
| Dempsey | .273 | 11 | 3 | 0 | 0 | Dykstra | .143 | 14 | 2 | 0 | 0 |
| Gibson | .222 | 36 | 8 | 1 | 1 | Elster | .208 | 24 | 5 | 3 | 5 |
| Gonzalez | .000 | 0 | 0 | 0 | 0 | Hernandez | .341 | 41 | 14 | 1 | 10 |
| Griffin | .176 | 17 | 3 | 0 | 0 | Jefferies | .333 | 9 | 3 | 1 | 1 |
| Guerrero | .238 | 21 | 5 | 0 | 1 | Johnson | .371 | 35 | 13 | 1 | 1 |
| Gwynn | .000 | 2 | 0 | 0 | 0 | Lyons | .444 | 9 | 4 | 0 | 1 |
| Hamilton | .333 | 3 | 1 | 0 | 2 | Magadan | .167 | 18 | 3 | 0 | 1 |
| Hatcher | .263 | 19 | 5 | 0 | 0 | Mazzilli | .000 | 4 | 0 | 0 | 0 |
| Heep | .067 | 15 | 1 | 0 | 0 | McDowell | .000 | 0 | 0 | 0 | 0 |
| Marshall | .192 | 26 | 5 | 0 | 4 | McReynolds | .233 | 43 | 10 | 2 | 5 |
| Reyes | .000 | 0 | 0 | 0 | 0 | Miller | .000 | 1 | 0 | 0 | 0 |
| Sax | .217 | 46 | 10 | 0 | 3 | Sasser | .286 | 7 | 2 | 0 | 0 |
| Scioscia | .167 | 30 | 5 | 0 | 1 | Strawberry | .241 | 29 | 7 | 1 | 4 |
| Sharperson | .375 | 8 | 3 | 0 | 0 | Teufel | .125 | 8 | 1 | 0 | 3 |
| Shelby | .300 | 40 | 12 | 1 | 3 | Wilson | .234 | 47 | 11 | 1 | 6 |
| Stubbs | .227 | 22 | 5 | 0 | 1 | PITCHERS | .267 | 30 | 8 | 0 | 3 |
| Woodson | .214 | 14 | 3 | 0 | 0 | | | | | | |
| PITCHERS | .133 | 15 | 2 | 0 | 0 | | | | | | |
| TOTALS | .212 | 363 | 77 | 2 | 16 | TOTALS | .278 | 378 | 105 | 10 | 47 |

| Pitcher | ERA | W-L | G | SV | IP | Pitcher | ERA | W-L | G | SV | IP |
|---------------|-------------|-------------|-----------|----------|-------------|---------------|-------------|-------------|-----------|----------|--------------|
| Belcher | 5.14 | 0-1 | 2 | 0 | 7.0 | Cone | 1.32 | 2-0 | 2 | 0 | 13.2 |
| Brennan | 0.00 | 0-0 | 1 | 0 | 1.0 | Darling | 1.02 | 2-0 | 2 | 0 | 17.2 |
| Crews | 0.73 | 0-0 | 6 | 0 | 12.1 | Fernandez | 2.84 | 1-1 | 2 | 0 | 12.2 |
| Hershiser | 2.00 | 0-1 | 1 | 0 | 9.0 | Gooden | 1.53 | 3-0 | 4 | 0 | 35.1 |
| Holton | 0.84 | 1-0 | 6 | 0 | 10.2 | Innis | 0.00 | 0-0 | 1 | 0 | 2.1 |
| Horton | 0.00 | 0-0 | 1 | 0 | 0.2 | Leach | 9.00 | 1-0 | 2 | 0 | 1.0 |
| Howell, J | 5.40 | 0-0 | 3 | 1 | 3.1 | McDowell | 1.35 | 0-0 | 4 | 2 | 6.2 |
| Leary | 6.75 | 0-2 | 2 | 0 | 12.0 | Myers | 0.00 | 1-0 | 5 | 4 | 5.1 |
| Martinez | 6.23 | 0-1 | 1 | 0 | 4.1 | Ojeda | 1.50 | 0-0 | 1 | 0 | 6.0 |
| Orosco | 3.00 | 0-0 | 4 | 0 | 6.0 | Walter | 0.00 | 0-0 | 1 | 0 | 0.1 |
| Pena | 4.32 | 0-1 | 5 | 0 | 8.1 | | | | | | |
| Sutton | 5.79 | 0-1 | 2 | 0 | 9.1 | | | | | | |
| Tudor | 6.00 | 0-2 | 2 | 0 | 12.0 | | | | | | |
| Valenzuela | 27.00 | 0-1 | 1 | 0 | 1.2 | | | | | | |
| TOTALS | 4.33 | 1-10 | 11 | 1 | 97.2 | TOTALS | 1.51 | 10-1 | 11 | 6 | 101.0 |

PHILADELPHIA PHILLIES *Eastern Division***Veterans Stadium**

Broad and Pattison Streets, Philadelphia, PA 19148 (215) 463-6000

Capacity: 62,382 Dimensions: 330-408-330

Vice President, Public Relations: Larry Shenk**Office phone number:** (215) 755-9321**Home phone number:** (302) 478-5154**Director, Publicity:** Vince Nauss**Home phone number:** (215) 497-2558**Traveling Secretary:** Eddie Ferenz**Hotel in Los Angeles:** Hyatt Wilshire (1st trip), Hyatt Regency (2nd trip)**Hotel phone number:** Hyatt Wilshire (213) 381-7411

Hyatt Regency (213) 683-1234

Dodgers hotel in Philadelphia: The Hershey**Hotel phone number:** (215) 893-1600**All-time series record:** Dodgers lead, 961-733**1988 SERIES RECORD:** Dodgers won series, 11-1

| Date | Site | W-L | Score | Date | Site | W-L | Score | Date | Site | W-L | Score |
|------|------|-----|---------|------|------|-----|-------|------|------|-----|-------|
| 5/13 | LA | L | 2-1(11) | 5/25 | PHI | W | 4-0 | 8/18 | LA | W | 2-1 |
| 5/14 | LA | W | 3-2 | 5/26 | PHI | W | 10-8 | 8/26 | PHI | W | 7-2 |
| 5/15 | LA | W | 9-2 | 8/16 | LA | W | 7-5 | 8/27 | PHI | W | 4-2 |
| 5/24 | PHI | W | 2-1(12) | 8/17 | LA | W | 7-2 | 8/28 | PHI | W | 5-0 |

LOS ANGELES vs. PHILADELPHIA

| Batter | Avg. | AB | H | HR | RBI |
|------------|------|----|----|----|-----|
| Anderson | .474 | 19 | 9 | 1 | 2 |
| Davis | .143 | 28 | 4 | 0 | 1 |
| Dempsey | .286 | 7 | 2 | 0 | 2 |
| Gibson | .317 | 41 | 13 | 1 | 8 |
| Griffin | .192 | 26 | 5 | 0 | 4 |
| Guerrero | .222 | 9 | 2 | 1 | 3 |
| Hamilton | .375 | 16 | 6 | 1 | 3 |
| Hatcher | .333 | 12 | 4 | 0 | 3 |
| Heep | .143 | 7 | 1 | 0 | 1 |
| Marshall | .231 | 39 | 9 | 1 | 3 |
| Sax | .327 | 52 | 17 | 2 | 11 |
| Scioscia | .270 | 37 | 10 | 1 | 4 |
| Sharperson | .500 | 2 | 1 | 0 | 0 |
| Shelby | .310 | 42 | 13 | 1 | 7 |
| Stubbs | .313 | 16 | 5 | 0 | 5 |
| Woodson | .286 | 21 | 6 | 0 | 3 |
| PITCHERS | .074 | 27 | 2 | 0 | 0 |

PHILADELPHIA vs. LOS ANGELES

| Batter | Avg. | AB | H | HR | RBI |
|-----------|------|----|----|----|-----|
| Aguayo | .000 | 5 | 0 | 0 | 0 |
| Almon | .000 | 0 | 0 | 0 | 0 |
| Bradley | .310 | 42 | 13 | 1 | 5 |
| Daulton | .267 | 15 | 4 | 0 | 2 |
| Dernier | .556 | 9 | 5 | 0 | 1 |
| Gross | .250 | 12 | 3 | 0 | 0 |
| Gutierrez | .100 | 10 | 1 | 0 | 0 |
| Hayes | .529 | 17 | 9 | 0 | 3 |
| James | .205 | 44 | 9 | 1 | 3 |
| Jeltz | .194 | 36 | 7 | 0 | 1 |
| Jones | .182 | 11 | 2 | 1 | 1 |
| Jordan | .333 | 24 | 8 | 0 | 1 |
| Maddux | .000 | 0 | 0 | 0 | 0 |
| Miller | .000 | 2 | 0 | 0 | 0 |
| Parrish | .206 | 34 | 7 | 0 | 0 |
| Samuel | .191 | 47 | 9 | 1 | 2 |
| Schmidt | .087 | 23 | 2 | 0 | 1 |
| Thompson | .229 | 35 | 8 | 1 | 2 |
| Turner | .143 | 7 | 1 | 0 | 0 |
| Young | .143 | 7 | 1 | 0 | 0 |
| PITCHERS | .083 | 24 | 2 | 0 | 2 |

TOTALS .272 401 109 9 60

TOTALS .225 404 91 5 24

| Pitcher | ERA | W-L | G | SV | IP |
|-----------|-------|-----|---|----|------|
| Belcher | 2.12 | 2-0 | 2 | 0 | 17.0 |
| Crews | 4.15 | 0-0 | 3 | 0 | 4.1 |
| Hershiser | 1.13 | 0-0 | 1 | 0 | 8.0 |
| Holton | 0.00 | 0-0 | 1 | 0 | 1.0 |
| Howell, J | 0.00 | 2-0 | 7 | 3 | 12.1 |
| Leary | 3.00 | 3-1 | 4 | 0 | 27.0 |
| Martinez | 1.29 | 0-0 | 1 | 0 | 7.0 |
| Orosco | 10.80 | 0-0 | 3 | 2 | 1.2 |
| Pena | 0.00 | 1-0 | 5 | 0 | 5.0 |
| Sutton | 3.09 | 1-0 | 2 | 0 | 11.2 |
| Tudor | 0.56 | 2-0 | 2 | 0 | 16.0 |

TOTALS 1.95 11-1 12 5 111.0

| Pitcher | ERA | W-L | G | SV | IP |
|-----------|-------|-----|---|----|------|
| Bedrosian | 12.00 | 0-1 | 3 | 0 | 3.0 |
| Carman | 4.61 | 0-2 | 3 | 0 | 13.2 |
| Clay | 40.50 | 0-0 | 1 | 0 | 0.2 |
| Freeman | 16.20 | 0-1 | 1 | 0 | 3.1 |
| Gross | 2.91 | 1-2 | 3 | 0 | 21.2 |
| Harris | 3.52 | 0-1 | 4 | 0 | 7.2 |
| Maddux | 5.59 | 0-1 | 2 | 0 | 9.2 |
| Palmer | 8.10 | 0-2 | 2 | 0 | 10.0 |
| Rawley | 5.14 | 0-0 | 1 | 0 | 7.0 |
| Ritchie | 0.00 | 0-0 | 2 | 0 | 3.1 |
| Ruffin | 2.16 | 0-1 | 5 | 0 | 16.2 |
| Tekulve | 3.86 | 0-0 | 8 | 1 | 9.1 |

TOTALS 4.84 1-11 12 1 106.0

PITTSBURGH PIRATES *Eastern Division***Three Rivers Stadium**

600 Stadium Circle, Pittsburgh, PA 15212 (412) 323-5000

Capacity: 58,729 Dimensions: 335-400-335

Media Relations Director: Jim Lachimia**Office phone number:** (412) 323-5018**Home phone number:** (412) 931-0397**Traveling Secretary:** Greg Johnson**Hotel in Los Angeles:** Sheraton Grande**Hotel phone number:** (213) 617-1133**Dodgers hotel in Pittsburgh:** Hilton**Hotel phone number:** (412) 391-4600**All-time series record:** Dodgers lead, 880-824**1988 SERIES RECORD:** Series divided, 6-6

| Date | Site | W-L | Score | Date | Site | W-L | Score | Date | Site | W-L | Score |
|------|------|-----|-------|------|------|-----|-------|------|------|-----|-------|
| 5/2 | LA | W | 6-3 | 5/12 | PIT | L | 7-4 | 7/21 | PIT | L | 3-2 |
| 5/3 | LA | W | 14-6 | 7/8 | LA | L | 4-3 | 7/22 | PIT | W | 4-2 |
| 5/4 | LA | W | 8-5 | 7/9 | LA | L | 8-2 | 7/23 | PIT | W | 6-2 |
| 5/11 | PIT | L | 2-1 | 7/10 | LA | L | 7-2 | 7/24 | PIT | W | 2-1 |

LOS ANGELES vs. PITTSBURGH

| Batter | Avg. | AB | H | HR | RBI |
|------------|------|----|----|----|-----|
| Anderson | .115 | 26 | 3 | 0 | 0 |
| Davis | .342 | 38 | 13 | 0 | 4 |
| Dempsey | .200 | 10 | 2 | 0 | 3 |
| Devereaux | .143 | 7 | 1 | 0 | 0 |
| Gibson | .279 | 43 | 12 | 2 | 5 |
| Griffin | .111 | 18 | 2 | 0 | 0 |
| Guerrero | .474 | 19 | 9 | 0 | 5 |
| Hamilton | .217 | 23 | 5 | 0 | 1 |
| Hatcher | .333 | 3 | 1 | 0 | 2 |
| Heep | .333 | 24 | 8 | 0 | 3 |
| Marshall | .286 | 49 | 14 | 3 | 8 |
| Sax | .383 | 47 | 18 | 1 | 8 |
| Sciocchia | .303 | 33 | 10 | 0 | 3 |
| Sharperson | .000 | 1 | 0 | 0 | 0 |
| Shelby | .353 | 17 | 6 | 1 | 5 |
| Stubbs | .111 | 18 | 2 | 0 | 0 |
| Woodson | .300 | 10 | 3 | 0 | 1 |

PITCHERS .143 28 4 0 5

TOTALS .273 414 113 7 53

PITTSBURGH vs. LOS ANGELES

| Batter | Avg. | AB | H | HR | RBI |
|------------|------|----|----|----|-----|
| Belliard | .294 | 34 | 10 | 0 | 0 |
| Bonds | .271 | 48 | 13 | 3 | 7 |
| Bonilla | .386 | 44 | 17 | 2 | 11 |
| Bream | .162 | 37 | 6 | 0 | 2 |
| Cangelosi | .000 | 2 | 0 | 0 | 0 |
| Coles | .154 | 13 | 2 | 0 | 1 |
| Destrade | .000 | 4 | 0 | 0 | 0 |
| Diaz | .000 | 2 | 0 | 0 | 0 |
| Fermin | .000 | 6 | 0 | 0 | 0 |
| Gonzalez | .077 | 13 | 1 | 0 | 0 |
| Gregg | .000 | 3 | 0 | 0 | 0 |
| Hostetter | .333 | 3 | 1 | 0 | 0 |
| Lavalliere | .346 | 26 | 9 | 1 | 6 |
| Lind | .378 | 37 | 14 | 0 | 1 |
| Milligan | .333 | 6 | 2 | 0 | 1 |
| Ortiz | .286 | 14 | 4 | 0 | 3 |
| Pedrique | .500 | 2 | 1 | 0 | 1 |
| Reynolds | .286 | 35 | 10 | 0 | 7 |
| Van Slyke | .340 | 47 | 16 | 4 | 10 |
| Walk | .000 | 0 | 0 | 0 | 0 |
| Wilson | .250 | 4 | 1 | 0 | 0 |

PITCHERS .000 31 0 0 0

TOTALS .260 411 107 10 50

| Pitcher | ERA | W-L | G | SV | IP |
|------------|------|-----|---|----|------|
| Belcher | 4.91 | 2-0 | 2 | 0 | 11.0 |
| Crews | 2.45 | 0-0 | 2 | 0 | 3.2 |
| Havens | 3.00 | 0-0 | 2 | 0 | 3.0 |
| Hershiser | 5.84 | 1-3 | 4 | 0 | 24.2 |
| Hillegas | 3.27 | 1-1 | 2 | 0 | 11.0 |
| Holton | 2.70 | 0-0 | 2 | 0 | 3.1 |
| Howell, J | 4.15 | 0-0 | 6 | 2 | 8.2 |
| Leary | 1.84 | 1-1 | 3 | 0 | 14.2 |
| Orosco | 2.89 | 1-0 | 7 | 0 | 9.1 |
| Pena | 2.70 | 0-1 | 5 | 0 | 6.2 |
| Sutton | 5.79 | 0-0 | 1 | 0 | 4.2 |
| Valenzuela | 1.29 | 0-0 | 1 | 0 | 7.0 |

TOTALS 3.76 6-6 12 2 107.2

| Pitcher | ERA | W-L | G | SV | IP |
|-----------|-------|-----|---|----|------|
| Cangelosi | 0.00 | 0-0 | 1 | 0 | 2.0 |
| Drabek | 5.09 | 2-1 | 3 | 0 | 17.2 |
| Dunne | 4.42 | 1-2 | 3 | 0 | 18.1 |
| Fisher | 2.70 | 0-1 | 1 | 0 | 6.2 |
| Gott | 0.00 | 0-0 | 5 | 2 | 4.2 |
| Jones | 1.93 | 0-0 | 3 | 0 | 4.2 |
| Kipper | 3.38 | 0-0 | 3 | 0 | 5.1 |
| Medvin | 0.00 | 1-0 | 1 | 0 | 1.0 |
| Palacios | 12.60 | 0-1 | 1 | 0 | 5.0 |
| Robinson | 2.35 | 0-0 | 5 | 0 | 7.2 |
| Rucker | 0.00 | 0-0 | 3 | 0 | 1.2 |
| Smiley | 4.96 | 1-1 | 2 | 0 | 16.1 |
| Walk | 1.13 | 1-0 | 2 | 0 | 16.0 |

TOTALS 3.70 6-6 12 2 107.0

ST. LOUIS CARDINALS *Eastern Division***Busch Memorial Stadium**

250 Stadium Plaza, St. Louis, MO 63102 (314) 421-4040

Capacity: 54,224 Dimensions: 330-414-330

Public Relations Director: Kip Ingle**Office phone number:** (314) 425-0625 or (314) 425-0623**Home phone number:** (314) 227-4782**Public Relations Asst.:** Brian Bartow**Traveling Secretary:** C.J. Cherre**Hotel in Los Angeles:** Hyatt Wilshire (1st trip), Hyatt Regency (2nd trip)**Hotel phone number:** Hyatt Wilshire (213) 381-7411

Hyatt Regency (213) 683-1234

Dodgers hotel in St. Louis: Marriott Pavilion**Hotel phone number:** (314) 421-1776**All-time series record:** Dodgers lead, 854-851**1988 SERIES RECORD:** Dodgers won series, 7-5

| Date | Site | W-L | Score | Date | Site | W-L | Score | Date | Site | W-L | Score |
|------|------|-----|-------|------|------|-----|-------|------|------|-----|-------|
| 4/29 | LA | W | 6-4 | 5/7 | STL | L | 2-1 | 7/6 | LA | W | 7-3 |
| 4/30 | LA | L | 5-2 | 5/8 | STL | W | 12-6 | 7/18 | STL | W | 1-0 |
| 5/1 | LA | L | 9-0 | 7/4 | LA | W | 5-3 | 7/19 | STL | L | 3-2 |
| 5/6 | STL | W | 10-2 | 7/5 | LA | W | 6-3 | 7/20 | STL | L | 8-7 |

LOS ANGELES vs. ST. LOUIS

| Batter | Avg. | AB | H | HR | RBI | Batter | Avg. | AB | H | HR | RBI |
|---------------|-------------|------------|------------|----------|-----------|---------------|-------------|------------|-----------|----------|-----------|
| Anderson | .179 | 28 | 5 | 0 | 1 | Alicea | .185 | 27 | 5 | 1 | 3 |
| Davis | .346 | 26 | 9 | 0 | 4 | Brunansky | .432 | 37 | 16 | 2 | 8 |
| Dempsey | .125 | 16 | 2 | 0 | 2 | Coleman | .122 | 49 | 6 | 0 | 2 |
| Devereaux | .000 | 6 | 0 | 0 | 0 | Fitzgerald | .000 | 8 | 0 | 0 | 0 |
| Gibson | .356 | 45 | 16 | 4 | 11 | Ford | .000 | 5 | 0 | 0 | 1 |
| Gonzalez | .500 | 2 | 1 | 0 | 0 | Horner | .190 | 21 | 4 | 1 | 4 |
| Griffin | .174 | 23 | 4 | 0 | 4 | Laga | .125 | 8 | 1 | 0 | 1 |
| Guerrero | .227 | 22 | 5 | 0 | 2 | Lake | .000 | 2 | 0 | 0 | 0 |
| Hamilton | .130 | 23 | 3 | 0 | 0 | Lawless | 1.000 | 1 | 1 | 0 | 1 |
| Hatcher | .444 | 9 | 4 | 0 | 1 | McGee | .378 | 45 | 17 | 0 | 3 |
| Heep | .235 | 17 | 4 | 0 | 3 | Oquendo | .261 | 23 | 6 | 0 | 2 |
| Marshall | .381 | 42 | 16 | 4 | 11 | Pagnozzi | .286 | 7 | 2 | 0 | 1 |
| Sax | .354 | 48 | 17 | 0 | 2 | Pena | .316 | 38 | 12 | 0 | 6 |
| Scioscia | .296 | 27 | 8 | 0 | 3 | Pendleton | .209 | 43 | 9 | 2 | 11 |
| Sharperson | 1.000 | 1 | 1 | 0 | 0 | Smith | .261 | 46 | 12 | 0 | 3 |
| Shelby | .190 | 21 | 4 | 0 | 4 | Walker | .000 | 2 | 0 | 0 | 1 |
| Stubbs | .176 | 17 | 3 | 1 | 5 | PITCHERS | .080 | 25 | 2 | 0 | 0 |
| Woodson | .500 | 6 | 3 | 0 | 1 | | | | | | |
| PITCHERS | .103 | 29 | 3 | 0 | 1 | | | | | | |
| TOTALS | .265 | 408 | 108 | 9 | 55 | TOTALS | .240 | 387 | 93 | 6 | 47 |

ST. LOUIS vs. LOS ANGELES

| Pitcher | ERA | W-L | G | SV | IP | Pitcher | ERA | W-L | G | SV | IP |
|---------------|-------------|------------|-----------|----------|--------------|---------------|-------------|------------|-----------|----------|--------------|
| Belcher | 0.00 | 0-0 | 2 | 2 | 3.0 | Alba | 3.38 | 0-0 | 2 | 0 | 2.2 |
| Brennan | 5.79 | 0-1 | 1 | 0 | 4.2 | Costello | 0.00 | 1-0 | 1 | 0 | 1.1 |
| Crews | 0.00 | 1-0 | 2 | 0 | 2.1 | Cox | 6.75 | 0-2 | 2 | 0 | 12.0 |
| Havens | 9.00 | 0-0 | 1 | 0 | 2.0 | Dayley | 9.00 | 0-0 | 3 | 0 | 1.0 |
| Hershiser | 3.60 | 2-0 | 2 | 0 | 15.0 | DeLeon | 3.54 | 1-1 | 3 | 0 | 20.1 |
| Holton | 2.25 | 0-0 | 5 | 0 | 12.0 | Forsch | 1.29 | 0-0 | 2 | 0 | 7.0 |
| Howell, J | 0.00 | 0-0 | 3 | 1 | 2.1 | McWilliams | 0.00 | 0-0 | 4 | 1 | 6.0 |
| Krueger | 11.57 | 0-0 | 1 | 0 | 2.1 | O'Neal | 6.23 | 1-1 | 2 | 0 | 13.0 |
| Leary | 3.78 | 1-1 | 3 | 0 | 16.2 | Peters | 13.50 | 0-0 | 2 | 0 | 2.2 |
| Orosco | 2.70 | 0-1 | 3 | 0 | 3.1 | Quisenberry | 10.80 | 0-0 | 2 | 0 | 1.2 |
| Pena | 0.00 | 1-0 | 3 | 0 | 6.0 | Terry | 5.06 | 0-0 | 4 | 1 | 5.1 |
| Sutton | 5.14 | 1-0 | 1 | 0 | 7.0 | Tudor | 3.71 | 1-1 | 4 | 0 | 26.2 |
| Valenzuela | 4.97 | 1-2 | 4 | 0 | 29.0 | Worrell | 10.38 | 1-2 | 5 | 2 | 4.1 |
| TOTALS | 3.83 | 7-5 | 12 | 3 | 105.2 | TOTALS | 4.67 | 5-7 | 12 | 4 | 104.0 |

SAN DIEGO PADRES *Western Division***San Diego Jack Murphy Stadium**

9449 Friars Road, San Diego, CA 92108 (619) 283-7294

Capacity: 59,022 Dimensions: 330-405-330

Director of Media Relations: Bill Beck**Office phone number:** (619) 584-7210**Home phone number:** (619) 672-1330**Asst. Media Relations Director:** Mike Swanson**Home phone number:** (619) 281-0222**Traveling Secretary:** Doc Mattei**Hotel in Los Angeles:** Hyatt Regency**Hotel phone number:** (213) 683-1234**Dodgers hotel in San Diego:** Town and Country**Hotel phone number:** (619) 291-7131**All-time series record:** Dodgers lead, 193-160**1988 SERIES RECORD:** Padres won series, 11-7

| Date | Site | W-L | Score | Date | Site | W-L | Score | Date | Site | W-L | Score |
|------|------|-----|------------|------|------|-----|-------|------|------|-----|---------|
| 4/12 | SD | L | 5-3 | 6/10 | SD | L | 4-3 | 6/19 | LA | W | 5-4 |
| 4/13 | SD | W | 4-3 | 6/11 | SD | L | 2-1 | 9/21 | LA | L | 9-3 |
| 4/14 | SD | L | 2-0 | 6/12 | SD | L | 7-4 | 9/21 | LA | W | 6-5 |
| 4/18 | LA | W | 6-0 | 6/17 | LA | L | 7-4 | 9/22 | LA | L | 5-4 |
| 4/19 | LA | | Rained out | 6/17 | LA | L | 4-3 | 9/26 | SD | W | 3-2 |
| 4/20 | LA | | Rained out | 6/18 | LA | W | 3-0 | 9/27 | SD | L | 8-4 |
| 4/21 | LA | | Rained out | 6/19 | LA | W | 12-2 | 9/28 | SD | L | 2-1(16) |

LOS ANGELES vs. SAN DIEGO

| Batter | Avg. | AB | H | HR | RBI |
|---------------|-------------|------------|------------|-----------|-----------|
| Anderson | .294 | 34 | 10 | 0 | 4 |
| Davis | .162 | 37 | 6 | 1 | 3 |
| Dempsey | .238 | 21 | 5 | 2 | 5 |
| Devereaux | .125 | 8 | 1 | 0 | 1 |
| Gibson | .217 | 46 | 10 | 2 | 6 |
| Gonzalez | .000 | 7 | 0 | 0 | 0 |
| Griffin | .235 | 34 | 8 | 0 | 0 |
| Guerrero | .333 | 15 | 5 | 1 | 3 |
| Gwynn | .000 | 4 | 0 | 0 | 0 |
| Hamilton | .185 | 54 | 10 | 3 | 9 |
| Hatcher | .217 | 23 | 5 | 0 | 1 |
| Heep | .100 | 20 | 2 | 0 | 0 |
| Hershiser | .000 | 0 | 0 | 0 | 0 |
| Marshall | .321 | 53 | 17 | 2 | 10 |
| Reyes | .143 | 7 | 1 | 0 | 0 |
| Sax | .284 | 67 | 19 | 0 | 4 |
| Scioscia | .275 | 40 | 11 | 0 | 3 |
| Sharperson | .300 | 20 | 6 | 0 | 2 |
| Shelby | .305 | 59 | 18 | 3 | 5 |
| Stubbs | .209 | 43 | 9 | 2 | 6 |
| Woodson | .545 | 11 | 6 | 1 | 1 |
| PITCHERS | .138 | 29 | 4 | 0 | 2 |
| TOTALS | .242 | 632 | 153 | 17 | 65 |

SAN DIEGO vs. LOS ANGELES

| Batter | Avg. | AB | H | HR | RBI |
|---------------|-------------|------------|------------|----------|-----------|
| Abner | .000 | 1 | 0 | 0 | 0 |
| Alomar | .241 | 54 | 13 | 0 | 3 |
| Brown | .304 | 23 | 7 | 0 | 4 |
| Clark | .000 | 3 | 0 | 0 | 0 |
| Flannery | .241 | 29 | 7 | 0 | 3 |
| Gwynn, T | .365 | 63 | 23 | 0 | 7 |
| Jefferson | .214 | 14 | 3 | 0 | 1 |
| Kruk | .237 | 38 | 9 | 1 | 9 |
| Mack | .000 | 1 | 0 | 0 | 0 |
| Martinez | .130 | 46 | 6 | 2 | 8 |
| Moreland | .264 | 53 | 14 | 0 | 4 |
| Nelson | .125 | 8 | 1 | 1 | 1 |
| Parent | .300 | 10 | 3 | 1 | 3 |
| Ready | .243 | 37 | 9 | 2 | 5 |
| Roberts | .000 | 2 | 0 | 0 | 0 |
| Santlago | .263 | 57 | 15 | 1 | 13 |
| Templeton | .188 | 48 | 9 | 0 | 0 |
| Thon | .214 | 14 | 3 | 0 | 1 |
| Wynne | .321 | 56 | 18 | 0 | 2 |
| PITCHERS | .106 | 47 | 5 | 0 | 2 |
| TOTALS | .240 | 604 | 145 | 8 | 66 |

| Pitcher | ERA | W-L | G | SV | IP |
|---------------|-------------|-------------|-----------|----------|--------------|
| Belcher | 2.92 | 1-1 | 3 | 0 | 12.1 |
| Brennan | 9.82 | 0-0 | 2 | 0 | 3.2 |
| Crews | 1.35 | 1-0 | 7 | 0 | 13.1 |
| Havens | 27.00 | 0-0 | 1 | 0 | 0.1 |
| Hershiser | 0.95 | 1-0 | 2 | 0 | 19.0 |
| Holton | 1.74 | 0-1 | 5 | 0 | 10.1 |
| Horton | 18.00 | 0-1 | 5 | 0 | 2.0 |
| Howell, J | 2.35 | 2-1 | 6 | 2 | 7.2 |
| Howell, K | 1.93 | 0-0 | 2 | 0 | 4.2 |
| Leary | 4.25 | 1-2 | 6 | 0 | 36.0 |
| Martinez | 13.50 | 0-1 | 2 | 0 | 4.0 |
| Orosco | 2.16 | 0-0 | 8 | 1 | 8.1 |
| Pena | 0.84 | 1-1 | 7 | 0 | 10.2 |
| Sutton | 4.02 | 0-2 | 3 | 0 | 15.2 |
| Valenzuela | 2.95 | 0-1 | 3 | 0 | 18.1 |
| TOTALS | 3.30 | 7-11 | 18 | 3 | 166.1 |

| Pitcher | ERA | W-L | G | SV | IP |
|---------------|-------------|-------------|-----------|----------|--------------|
| Booker | 3.60 | 0-0 | 3 | 0 | 10.0 |
| Davis | 1.26 | 0-2 | 7 | 3 | 14.1 |
| Grant | 4.66 | 0-0 | 2 | 0 | 9.2 |
| Hawkins | 2.11 | 1-0 | 3 | 0 | 21.1 |
| Jones | 7.59 | 1-1 | 2 | 0 | 10.2 |
| Leiper | 1.80 | 1-0 | 4 | 0 | 5.0 |
| McCullers | 3.27 | 1-0 | 6 | 2 | 11.0 |
| Rasmussen | 2.14 | 3-1 | 4 | 0 | 33.2 |
| Show | 5.29 | 2-3 | 5 | 0 | 34.0 |
| Sierra | 0.00 | 0-0 | 1 | 0 | 3.2 |
| Whitson | 2.45 | 2-0 | 2 | 0 | 14.2 |
| TOTALS | 3.32 | 11-7 | 18 | 5 | 168.0 |

SAN FRANCISCO GIANTS *Western Division***Candlestick Park**

San Francisco, CA 94124 (415) 468-3700

Capacity: 58,000 Dimensions: 335-400-335

Media Relations Director: Matt Fischer**Office phone number:** (415) 468-2390**Home phone number:** (415) 637-9235**Asst. Director of Media Relations:** Robin Carr**Director of Travel:** Dirk Smith**Hotel in Los Angeles:** Hilton (1st trip), Hyatt Regency (2nd and 3rd trip)**Hotel phone number:** Hilton (213) 629-4321, Hyatt Regency (213) 683-1234**Dodgers hotel in San Francisco:** Hilton**Hotel phone number:** (415) 771-1400**All-time series record:** Giants lead, 925-902**1988 SERIES RECORD:** Dodgers won series, 12-6

| Date | Site | W-L | Score | Date | Site | W-L | Score | Date | Site | W-L | Score |
|------|------|------------|-------|------|------|-----|-------|------|------|-----|-------|
| 4/4 | LA | L | 5-1 | 7/26 | SF | W | 6-5 | 9/23 | SF | W | 3-0 |
| 4/5 | LA | W | 5-0 | 7/27 | SF | L | 2-1 | 9/24 | SF | W | 7-3 |
| 4/22 | SF | Rained out | | 8/12 | LA | W | 7-3 | 9/25 | SF | L | 2-0 |
| 4/23 | SF | W | 10-3 | 8/13 | LA | W | 2-1 | 9/30 | LA | W | 6-4 |
| 4/24 | SF | W | 4-0 | 8/14 | LA | L | 15-4 | 10/1 | LA | W | 2-1 |
| 7/25 | SF | L | 3-1 | 8/15 | LA | W | 1-0 | 10/2 | LA | L | 1-0 |
| 7/26 | SF | W | 7-3 | | | | | | | | |

LOS ANGELES vs. SAN FRANCISCO**SAN FRANCISCO vs. LOS ANGELES**

| Batter | Avg. | AB | H | HR | RBI | Batter | Avg. | AB | H | HR | RBI |
|------------|-------|-----|-----|----|-----|------------|------|-----|-----|----|-----|
| Anderson | .174 | 23 | 4 | 0 | 0 | Aldrete | .200 | 50 | 10 | 0 | 5 |
| Davis | .034 | 29 | 1 | 0 | 0 | Brenly | .125 | 16 | 2 | 0 | 1 |
| Dempsey | .318 | 22 | 7 | 1 | 4 | Butler | .233 | 60 | 14 | 1 | 5 |
| Devereaux | .091 | 11 | 1 | 0 | 0 | Clark | .215 | 65 | 14 | 1 | 5 |
| Gibson | .200 | 45 | 9 | 0 | 2 | Garner | .500 | 2 | 1 | 0 | 0 |
| Gonzalez | .000 | 3 | 0 | 0 | 0 | Hayes | .000 | 2 | 0 | 0 | 0 |
| Griffin | .184 | 49 | 9 | 0 | 7 | Leonard | .000 | 6 | 0 | 0 | 0 |
| Guerrero | .333 | 24 | 8 | 1 | 2 | Maldonado | .283 | 46 | 13 | 1 | 4 |
| Gwynn | .333 | 3 | 1 | 0 | 0 | Manwaring | .143 | 7 | 1 | 0 | 0 |
| Hamilton | .194 | 31 | 6 | 1 | 3 | Melendez | .200 | 5 | 1 | 0 | 0 |
| Hatcher | .276 | 29 | 8 | 1 | 6 | Melvin | .295 | 44 | 13 | 1 | 5 |
| Heep | .286 | 14 | 4 | 0 | 0 | Mitchell | .241 | 58 | 14 | 3 | 6 |
| Leary | 1.000 | 1 | 1 | 0 | 1 | Nixon | .400 | 10 | 4 | 0 | 2 |
| Marshall | .182 | 55 | 10 | 1 | 9 | Perezchica | .000 | 1 | 0 | 0 | 0 |
| Reyes | .000 | 2 | 0 | 0 | 0 | Riles | .240 | 25 | 6 | 0 | 2 |
| Sax | .333 | 60 | 20 | 1 | 11 | Speier | .214 | 14 | 3 | 1 | 2 |
| Scioscia | .372 | 43 | 16 | 0 | 6 | Spilman | .000 | 4 | 0 | 0 | 0 |
| Sharperson | .286 | 7 | 2 | 0 | 2 | Thompson | .217 | 46 | 10 | 0 | 1 |
| Shelby | .200 | 55 | 11 | 0 | 3 | Uribe | .250 | 60 | 15 | 0 | 1 |
| Stubbs | .200 | 20 | 4 | 1 | 2 | Williams | .344 | 32 | 11 | 2 | 4 |
| Woodson | .160 | 25 | 4 | 0 | 2 | Youngblood | .182 | 11 | 2 | 0 | 3 |
| PITCHERS | .061 | 33 | 2 | 0 | 4 | PITCHERS | .103 | 39 | 4 | 0 | 1 |
| TOTALS | .219 | 584 | 128 | 7 | 64 | TOTALS | .229 | 603 | 138 | 10 | 47 |

| Pitcher | ERA | W-L | G | SV | IP | Pitcher | ERA | W-L | G | SV | IP |
|------------|------|------|----|----|-------|------------|------|------|----|----|-------|
| Belcher | 1.82 | 2-1 | 6 | 0 | 29.2 | Bockus | 0.00 | 0-0 | 1 | 0 | 0.2 |
| Crews | 8.31 | 0-0 | 3 | 0 | 4.1 | Brantley | 1.80 | 0-0 | 2 | 1 | 5.0 |
| Havens | 0.00 | 0-0 | 1 | 0 | 1.0 | Cook | 3.55 | 1-1 | 2 | 0 | 12.2 |
| Hershiser | 2.16 | 4-1 | 5 | 0 | 33.1 | Davis | 3.38 | 0-0 | 2 | 0 | 2.2 |
| Hillegas | 6.75 | 0-0 | 1 | 0 | 4.0 | Downs | 1.64 | 2-1 | 3 | 0 | 22.0 |
| Holton | 1.17 | 2-0 | 3 | 0 | 7.2 | Dravecky | 1.00 | 1-0 | 1 | 0 | 9.0 |
| Horton | 0.00 | 1-0 | 2 | 0 | 3.0 | Garrelts | 4.35 | 0-1 | 8 | 0 | 10.1 |
| Howell, J | 1.35 | 0-0 | 6 | 2 | 6.2 | Hammaker | 3.78 | 0-1 | 3 | 0 | 16.2 |
| Leary | 2.01 | 1-2 | 3 | 0 | 22.1 | Krukow | 4.38 | 0-1 | 2 | 0 | 12.1 |
| Martinez | 1.04 | 0-0 | 2 | 0 | 8.2 | LaCoss | 5.40 | 0-1 | 1 | 0 | 6.2 |
| Orosco | 0.00 | 0-0 | 8 | 2 | 7.0 | Lefferts | 4.05 | 0-0 | 6 | 0 | 6.2 |
| Pena | 2.70 | 1-0 | 5 | 2 | 6.2 | Mulholland | 4.26 | 0-1 | 1 | 0 | 6.1 |
| Tudor | 6.75 | 0-0 | 2 | 0 | 5.1 | Price | 2.70 | 1-1 | 5 | 0 | 6.2 |
| Valenzuela | 2.55 | 1-2 | 4 | 1 | 24.2 | Reuschel | 4.61 | 0-2 | 2 | 0 | 13.2 |
| | | | | | | Robinson | 2.38 | 1-1 | 4 | 0 | 22.2 |
| | | | | | | Samuels | 0.00 | 0-0 | 1 | 0 | 1.0 |
| | | | | | | Sorensen | 3.86 | 0-0 | 1 | 0 | 2.1 |
| | | | | | | Wilson | 6.23 | 0-1 | 1 | 0 | 4.1 |
| TOTALS | 2.30 | 12-6 | 18 | 7 | 164.1 | TOTALS | 3.28 | 6-12 | 18 | 1 | 161.2 |

1989 BASEBALL DIRECTORY - MAJOR LEAGUE BASEBALL

OFFICE OF THE COMMISSIONER

A. Bartlett Giamatti, *Commissioner*

350 Park Avenue • New York, NY 10022 • (212) 371-7800

News Department, Rich Levin, *Private* (212) 371-7898**AMERICAN LEAGUE**Dr. Robert W. Brown, *President*

350 Park Avenue

New York, NY 10022

(212) 371-7600

Phyllis Merhige, *Director**Public Relations***NATIONAL LEAGUE**Bill White, *President*

350 Park Avenue

New York, NY 10022

(212) 371-7300

Katy Feeney, *Director Media**Relations***SEATTLE MARINERS**

Kingdome

P.O. Box 4100

Seattle, WA 98104

(206) 628-3555

Dave Aust, *Public Relations Director**Private*: (206) 343-4608**TEXAS RANGERS**

Arlington Stadium

P.O. Box 1111

Arlington, TX 76010

(817) 273-5222

John Blake, *Public Relations Director**Private*: (817) 273-5208*Eastern Division***BALTIMORE ORIOLES**

Memorial Stadium

Baltimore, MD 21218

(301) 243-9600

Rick Vaughn, *Director, Publicity**Private*: (301) 235-9710**BOSTON RED SOX**

Fenway Park

24 Yawkey Way

Boston, MA 02215

(617) 267-9440

Dick Bresciani, *Vice-President**Public Relations**Private*: (617) 267-2890**CLEVELAND INDIANS**

Cleveland Stadium

Boudreau Boulevard

Cleveland, OH 44114

(216) 861-1200

Rick Minch, *Media Relations**Private*: (216) 861-4454**DETROIT TIGERS**

Tiger Stadium

Detroit, MI 48216

(313) 962-4000

Dan Ewald, *Public Relations Director*

(313) 962-4338

MILWAUKEE BREWERS

County Stadium

Milwaukee, WI 53214

(414) 933-4114

Tom Skibosh, *Director, Publicity**Private*: (414) 933-6975**NEW YORK YANKEES**

Yankee Stadium

Bronx, NY 10451

(212) 293-4300

Harvey Greene, *Director Media Relations**Private*: (212) 579-4660**TORONTO BLUE JAYS**

Exhibition Stadium

Box 7777, Adelaide St. P.O.

Toronto, Ontario, Canada M5C 2K7

(416) 595-0077

Howie Starkman, *Public Relations Director**Private*: (416) 595-0282**AMERICAN LEAGUE DIRECTORY***Western Division***CALIFORNIA ANGELS**

Anaheim Stadium

P.O. Box 2000

Anaheim, CA 92803

(714) 837-6700, (213) 625-1123

Tim Mead, *Public Relations Director**Private*: (714) 937-7214**CHICAGO WHITE SOX**

Comiskey Park

Dan Ryan @ 35th Street

Chicago, IL 60616

(312) 924-1000

Chuck Adams, *Public Relations Director**Private*: (312) 624-6460Dana Noel, *Manager, Media Relations**Private*: (312) 924-1412**KANSAS CITY ROYALS**

Royals Stadium

P.O. Box 419969

Kansas City, MO 64141

(816) 921-2200

Dean Vogelaar, *Vice-President**Public Relations**Private*: (816) 921-8154**MINNESOTA TWINS**

Hubert H. Humphrey Metrodome

501 Chicago Avenue South

Minneapolis, MN 55415

(612) 375-1366

Tom Mee, *Public Relations Director**Private*: (612) 375-7470**OAKLAND A's**

Oakland-Alameda County Coliseum

Oakland, CA 94621

(415) 638-4900

Jay Alves, *Director, Baseball Info.*Kathy Jacobson, *Director, Media Relations**Private*: (415) 638-4900

DODGER INTER-CLUB WON-LOST STATISTICS

| Dodgers vs. | 1958 | | | 1959 | | | 1960 | | |
|---------------|----------|----------|------------|----------|----------|------------|----------|----------|------------|
| | Home W-L | Road W-L | Totals W-L | Home W-L | Road W-L | Totals W-L | Home W-L | Road W-L | Totals W-L |
| Chicago | 4-7 | 7-4 | 11-11 | 5-6 | 6-5 | 11-11 | 6-5 | 7-4 | 13-9 |
| Cincinnati | 6-5 | 5-6 | 11-11 | 6-5 | 3-8 | 9-13 | 6-5 | 4-7 | 10-12 |
| Houston | - | - | - | - | - | - | - | - | - |
| Mil.-Atl. | 8-3 | 6-5 | 14-8 | 6-6 | 8-4 | 14-10 | 5-6 | 7-4 | 12-10 |
| New York | - | - | - | - | - | - | - | - | - |
| Philadelphia | 6-5 | 4-7 | 10-12 | 11-0 | 6-5 | 17-5 | 8-3 | 8-3 | 16-6 |
| Pittsburgh | 4-7 | 4-7 | 8-14 | 7-4 | 4-7 | 11-11 | 4-7 | 7-4 | 11-11 |
| St. Louis | 7-4 | 4-7 | 11-11 | 6-5 | 6-5 | 12-10 | 7-4 | 3-8 | 10-12 |
| San Francisco | 4-7 | 2-9 | 6-16 | 5-6 | 9-2 | 14-8 | 6-5 | 4-7 | 10-12 |

| Dodgers vs. | 1961 | | | 1962 | | | 1963 | | |
|---------------|----------|----------|------------|----------|----------|------------|----------|----------|------------|
| | Home W-L | Road W-L | Totals W-L | Home W-L | Road W-L | Totals W-L | Home W-L | Road W-L | Totals W-L |
| Chicago | 7-4 | 8-3 | 15-7 | 7-2 | 7-2 | 14-4 | 4-5 | 7-2 | 11-7 |
| Cincinnati | 4-7 | 6-5 | 10-12 | 5-4 | 4-5 | 9-9 | 6-3 | 4-5 | 10-8 |
| Houston | - | - | - | 5-4 | 7-2 | 12-6 | 8-1 | 5-4 | 13-5 |
| Mil.-Atl. | 7-4 | 5-6 | 12-10 | 6-3 | 4-5 | 10-8 | 4-5 | 4-5 * | 8-10 * |
| New York | - | - | - | 8-1 | 8-1 | 16-2 | 8-1 | 8-1 | 16-2 |
| Philadelphia | 7-4 | 10-1 | 17-5 | 9-0 | 5-4 | 14-4 | 2-7 | 5-4 | 7-11 |
| Pittsburgh | 6-5 | 7-4 | 13-9 | 5-4 | 5-4 | 10-8 | 7-2 | 6-3 | 13-5 |
| St. Louis | 7-4 | 5-6 | 12-10 | 2-7 | 5-4 | 7-11 | 5-4 | 7-2 | 12-6 |
| San Francisco | 7-4 | 3-8 | 10-12 | 7-4 | 3-7 | 10-11 | 6-3 | 3-6 | 9-9 |

| Dodgers vs. | 1964 | | | 1965 | | | 1966 | | |
|---------------|----------|----------|------------|----------|----------|------------|----------|----------|------------|
| | Home W-L | Road W-L | Totals W-L | Home W-L | Road W-L | Totals W-L | Home W-L | Road W-L | Totals W-L |
| Chicago | 5-4 | 3-6 | 8-10 | 7-2 | 3-6 | 10-8 | 6-3 | 4-5 | 10-8 |
| Cincinnati | 2-7 | 2-7 * | 4-14 * | 7-2 | 5-4 | 12-6 | 7-2 | 5-4 | 12-6 |
| Houston | 5-4 | 6-3 | 11-7 | 7-2 | 6-3 | 13-5 | 5-4 | 6-3 | 11-7 |
| Mil.-Atl. | 3-6 | 5-4 | 8-10 | 5-4 | 5-4 | 10-8 | 7-2 | 4-5 | 11-7 |
| New York | 8-1 | 7-2 * | 15-3 | 6-3 | 6-3 | 12-6 | 7-2 | 5-4 | 12-6 |
| Philadelphia | 4-5 | 4-5 | 8-10 | 4-5 | 5-4 | 9-9 | 7-2 | 4-5 | 11-7 |
| Pittsburgh | 4-5 | 6-3 | 10-8 | 4-5 | 5-4 | 9-9 | 5-4 | 4-5 | 9-9 |
| St. Louis | 6-3 | 4-5 | 10-8 | 5-4 | 7-2 | 12-6 | 4-5 | 6-3 | 10-8 |
| San Francisco | 4-5 | 2-7 | 6-12 | 5-4 | 5-4 | 10-8 | 5-4 | 4-5 | 9-9 |

| Dodgers vs. | 1967 | | | 1968 | | |
|---------------|----------|----------|------------|----------|----------|------------|
| | Home W-L | Road W-L | Totals W-L | Home W-L | Road W-L | Totals W-L |
| Chicago | 4-5 | 5-4 | 9-9 | 3-6 | 3-6 | 6-12 |
| Cincinnati | 6-3 | 4-5 | 10-8 | 4-5 | 5-4 | 9-9 |
| Houston | 4-5 | 4-5 | 8-10 | 4-5 | 3-6 | 7-11 |
| Mil.-Atl. | 8-1 | 2-7 | 10-8 | 6-3 | 3-6 | 9-9 |
| New York | 7-2 | 5-4 | 12-6 | 3-6 | 4-5 | 7-11 |
| Philadelphia | 2-7 | 4-5 | 6-12 | 6-3 | 4-5 | 10-8 |
| Pittsburgh | 4-5 | 3-6 | 7-11 | 7-2 | 3-6 | 10-8 |
| St. Louis | 4-5 | 2-7 | 6-12 | 4-5 | 5-4 | 9-9 |
| San Francisco | 3-6 | 2-7 | 5-13 | 4-5 | 5-4 | 9-9 |

Divisional
play began
in 1969

| Dodgers | 1969 | | | 1970 | | | 1971 | | |
|---------------|----------|----------|------------|----------|----------|------------|----------|----------|------------|
| | Home W-L | Road W-L | Totals W-L | Home W-L | Road W-L | Totals W-L | Home W-L | Road W-L | Totals W-L |
| vs. West | 28-17 | 18-27 | 46-44 | 21-24 | 26-19 | 47-43 | 26-19 | 29-16 | 55-31 |
| Atlanta | 6-3 | 3-6 | 9-9 | 5-4 | 7-2 | 12-6 | 5-4 | 4-5 | 9-9 |
| Cincinnati | 4-5 | 4-5 | 8-10 | 2-7 | 3-6 | 5-13 | 7-2 | 4-5 | 11-7 |
| Houston | 7-2 | 5-4 | 12-6 | 4-5 | 6-3 | 10-8 | 5-4 | 5-4 | 10-8 |
| San Diego | 8-1 | 4-5 | 12-6 | 6-3 | 5-4 | 11-7 | 4-5 | 9-0 | 13-5 |
| San Francisco | 3-6 | 2-7 | 5-13 | 4-5 | 5-4 | 9-9 | 5-4 | 7-2 | 12-6 |
| vs. East | 22-14 | 17-19 | 39-33 | 18-18 | 22-13 | 40-31 | 16-20 | 18-18 | 34-38 |
| Chicago | 3-3 | 3-3 | 6-6 | 3-3 | 3-3 | 6-6 | 1-5 | 3-3 | 4-8 |
| Montreal | 4-2 | 6-0 | 10-2 | 4-2 | 4-2 | 8-4 | 3-3 | 5-1 | 8-4 |
| New York | 4-2 | 0-6 | 4-8 | 4-2 | 3-3 | 7-5 | 3-3 | 2-4 | 5-7 |
| Philadelphia | 4-2 | 4-2 | 8-4 | 2-4 | 4-1 | 6-5 | 5-1 | 2-4 | 7-5 |
| Pittsburgh | 5-1 | 3-3 | 8-4 | 3-3 | 3-3 | 6-6 | 1-5 | 3-3 | 4-8 |
| St. Louis | 2-4 | 1-5 | 3-9 | 2-4 | 5-1 | 7-5 | 3-3 | 3-3 | 6-6 |

*Also one tie game

| Dodgers | 1972 | | | 1973 | | | 1974 | | |
|---------------|-------------|-------------|---------------|-------------|-------------|---------------|-------------|-------------|---------------|
| | Home W-L | Road W-L | Totals W-L | Home W-L | Road W-L | Totals W-L | Home W-L | Road W-L | Totals W-L |
| vs. West | 21-18 | 25-19 | 46-37 | 24-21 | 23-21 | 47-42 | 30-15 | 33-12 | 63-27 |
| Atlanta | 2-4 | 6-3 | 8-7 | 9-0 | 6-2 | 15-2 | 5-4 | 5-4 | 10-8 |
| Cincinnati | 2-4 | 3-5 | 5-9 | 4-5 | 3-6 | 7-11 | 5-4 | 7-2 | 12-6 |
| Houston | 5-4 | 6-3 | 11-7 | 4-5 | 3-6 | 7-11 | 7-2 | 6-3 | 13-5 |
| San Diego | 6-3 | 7-2 | 13-5 | 2-7 | 7-2 | 9-9 | 8-1 | 8-1 | 16-2 |
| San Francisco | 6-3 | 3-6 | 9-9 | 5-4 | 4-5 | 9-9 | 5-4 | 7-2 | 12-6 |
| vs. East | 20-16 | 19-17 | 39-33 | 26-10 | 22-14 | 48-24 | 22-14 | 17-19 | 39-33 |
| Chicago | 3-3 | 1-5 | 4-8 | 4-2 | 3-3 | 7-5 | 5-1 | 5-1 | 10-2 |
| Montreal | 3-3 | 3-3 | 6-6 | 4-2 | 3-3 | 7-5 | 4-2 | 4-2 | 8-4 |
| New York | 4-2 | 3-3 | 7-5 | 4-2 | 3-3 | 7-5 | 3-3 | 2-4 | 5-7 |
| Philadelphia | 3-3 | 4-2 | 7-5 | 4-2 | 5-1 | 9-3 | 4-2 | 2-4 | 6-6 |
| Pittsburgh | 3-3 | 4-2 | 7-5 | 5-1 | 5-1 | 10-2 | 4-2 | 0-6 | 4-8 |
| St. Louis | 4-2 | 4-2 | 8-4 | 5-1 | 3-3 | 8-4 | 2-4 | 4-2 | 6-6 |

| Dodgers | 1975 | | | 1976 | | | 1977 | | |
|---------------|-------------|-------------|---------------|-------------|-------------|---------------|-------------|-------------|---------------|
| | Home W-L | Road W-L | Totals W-L | Home W-L | Road W-L | Totals W-L | Home W-L | Road W-L | Totals W-L |
| vs. West | 34-11 | 19-26 | 53-37 | 22-23 | 20-25 | 42-48 | 25-20 | 31-14 | 56-34 |
| Atlanta | 7-2 | 3-6 | 10-8 | 6-3 | 4-5 | 10-8 | 6-3 | 7-2 | 13-5 |
| Cincinnati | 7-2 | 3-6 | 10-8 | 3-6 | 2-7 | 5-13 | 3-6 | 5-4 | 8-10 |
| Houston | 8-1 | 4-5 | 12-6 | 7-2 | 6-3 | 13-5 | 5-4 | 4-5 | 9-9 |
| San Diego | 6-3 | 5-4 | 11-7 | 3-6 | 3-6 | 6-12 | 5-4 | 7-2 | 12-6 |
| San Francisco | 6-3 | 4-5 | 10-8 | 3-6 | 5-4 | 8-10 | 6-3 | 8-1 | 14-4 |
| vs. East | 15-21 | 20-16 | 35-37 | 27-9 | 23-13 | 50-22 | 26-10 | 16-20 | 42-30 |
| Chicago | 4-2 | 3-3 | 7-5 | 5-1 | 4-2 | 9-3 | 4-2 | 2-4 | 6-6 |
| Montreal | 2-4 | 3-3 | 5-7 | 6-0 | 4-2 | 10-2 | 2-4 | 5-1 | 7-5 |
| New York | 2-4 | 4-2 | 6-6 | 4-2 | 3-3 | 7-5 | 5-1 | 3-3 | 8-4 |
| Philadelphia | 3-3 | 4-2 | 7-5 | 1-5 | 4-2 | 5-7 | 4-2 | 2-4 | 6-6 |
| Pittsburgh | 2-4 | 3-3 | 5-7 | 5-1 | 4-2 | 9-3 | 6-0 | 3-3 | 9-3 |
| St. Louis | 2-4 | 3-3 | 5-7 | 6-0 | 4-2 | 10-2 | 5-1 | 1-5 | 6-6 |


| Dodgers | 1978 | | | 1979 | | | 1980 | | |
|---------------|-------------|-------------|---------------|-------------|-------------|---------------|-------------|-------------|---------------|
| | Home W-L | Road W-L | Totals W-L | Home W-L | Road W-L | Totals W-L | Home W-L | Road W-L | Totals W-L |
| vs. West | 29-16 | 24-21 | 53-37 | 24-21 | 20-25 | 44-46 | 27-19 | 21-24 | 48-43 |
| Atlanta | 6-3 | 7-2 | 13-5 | 3-6 | 3-6 | 6-12 | 3-6 | 4-5 | 7-11 |
| Cincinnati | 4-5 | 5-4 | 9-9 | 3-6 | 4-5 | 7-11 | 3-6 | 6-3 | 9-9 |
| Houston | 6-3 | 5-4 | 11-7 | 4-5 | 4-5 | 8-10 | 7-3 | 3-6 | 10-9 |
| San Diego | 7-2 | 2-7 | 9-9 | 6-3 | 3-6 | 9-9 | 7-2 | 2-7 | 9-9 |
| San Francisco | 6-3 | 5-4 | 11-7 | 8-1 | 6-3 | 14-4 | 7-2 | 6-3 | 13-5 |
| vs. East | 25-11 | 17-19 | 42-30 | 22-14 | 13-23 | 35-37 | 28-8 | 16-20 | 44-28 |
| Chicago | 4-2 | 4-2 | 8-4 | 4-2 | 3-3 | 7-5 | 4-2 | 3-3 | 7-5 |
| Montreal | 5-1 | 3-3 | 8-4 | 5-1 | 1-5 | 6-6 | 6-0 | 5-1 | 11-1 |
| New York | 4-2 | 3-3 | 7-5 | 6-0 | 3-3 | 9-3 | 5-1 | 2-4 | 7-5 |
| Philadelphia | 4-2 | 3-3 | 7-5 | 3-3 | 0-6 | 3-9 | 3-3 | 3-3 | 6-6 |
| Pittsburgh | 5-1 | 2-4 | 7-5 | 1-5 | 3-3 | 4-8 | 5-1 | 1-5 | 6-6 |
| St. Louis | 3-3 | 2-4 | 5-7 | 3-3 | 3-3 | 6-6 | 5-1 | 2-4 | 7-5 |

| Dodgers | 1981 | | | 1982 | | | 1983 | | |
|---------------|-------------|-------------|---------------|-------------|-------------|---------------|-------------|-------------|---------------|
| | Home W-L | Road W-L | Totals W-L | Home W-L | Road W-L | Totals W-L | Home W-L | Road W-L | Totals W-L |
| vs. West | 20-16 | 16-13 | 36-29 | 24-21 | 27-18 | 51-39 | 24-21 | 21-24 | 45-45 |
| Atlanta | 5-4 | 2-3 | 7-7 | 5-4 | 6-3 | 11-7 | 6-3 | 5-4 | 11-7 |
| Cincinnati | 4-5 | 4-3 | 8-8 | 4-5 | 7-2 | 11-7 | 6-3 | 5-4 | 11-7 |
| Houston | 5-1 | 3-3 | 8-4 | 5-4 | 6-3 | 11-7 | 7-2 | 5-4 | 12-6 |
| San Diego | 3-3 | 3-2 | 6-5 | 6-3 | 3-6 | 9-9 | 2-7 | 4-5 | 6-12 |
| San Francisco | 3-3 | 4-2 | 7-5 | 4-5 | 5-4 | 9-9 | 3-6 | 2-7 | 5-13 |
| vs. East | 13-7 | 14-11 | 27-18 | 19-17 | 18-18 | 37-35 | 24-11 | 22-15 | 46-26 |
| Chicago | 2-2 | 2-4 | 4-6 | 4-2 | 3-3 | 7-5 | 3-3 | 3-3 | 6-6 |
| Montreal | 3-0 | 2-2 | 5-2 | 3-3 | 5-1 | 8-4 | 4-2 | 3-3 | 7-5 |
| New York | 3-0 | 2-1 | 5-1 | 3-3 | 3-3 | 6-6 | 3-2 | 4-3 | 7-5 |
| Philadelphia | 1-2 | 2-1 | 3-3 | 3-3 | 1-5 | 4-8 | 6-0 | 5-1 | 11-1 |
| Pittsburgh | 2-1 | 3-0 | 5-1 | 3-3 | 2-4 | 5-7 | 3-3 | 3-3 | 6-6 |
| St. Louis | 2-2 | 3-3 | 5-5 | 3-3 | 4-2 | 7-5 | 5-1 | 4-2 | 9-3 |

| Dodgers | 1984 | | | 1985 | | | 1986 | | |
|---------------|-------------|-------------|---------------|-------------|-------------|---------------|-------------|-------------|---------------|
| | Home W-L | Road W-L | Totals W-L | Home W-L | Road W-L | Totals W-L | Home W-L | Road W-L | Totals W-L |
| vs. West | 26-19 | 26-19 | 52-38 | 28-17 | 27-18 | 55-35 | 25-20 | 13-32 | 38-52 |
| Atlanta | 5-4 | 7-2 | 12-6 | 7-2 | 6-3 | 13-5 | 5-4 | 3-6 | 8-10 |
| Cincinnati | 5-4 | 6-3 | 11-7 | 6-3 | 5-4 | 11-7 | 6-3 | 2-7 | 8-10 |
| Houston | 5-4 | 4-5 | 9-9 | 5-4 | 7-2 | 12-6 | 6-3 | 2-7 | 8-10 |
| San Diego | 5-4 | 5-4 | 10-8 | 4-5 | 4-5 | 8-10 | 3-6 | 3-6 | 6-12 |
| San Francisco | 6-3 | 4-5 | 10-8 | 6-3 | 5-4 | 11-7 | 5-4 | 3-6 | 8-10 |
| vs. East | 14-22 | 13-23 | 27-45 | 20-16 | 20-16 | 40-32 | 21-15 | 14-22 | 35-37 |
| Chicago | 3-3 | 2-4 | 5-7 | 3-3 | 4-2 | 7-5 | 4-2 | 2-4 | 6-6 |
| Montreal | 3-3 | 3-3 | 6-6 | 5-1 | 2-4 | 7-5 | 4-2 | 1-5 | 5-7 |
| New York | 2-4 | 1-5 | 3-9 | 3-3 | 4-2 | 7-5 | 2-4 | 1-5 | 3-9 |
| Philadelphia | 1-5 | 2-4 | 3-9 | 1-5 | 3-3 | 4-8 | 3-3 | 2-4 | 5-7 |
| Pittsburgh | 2-4 | 2-4 | 4-6 | 4-2 | 4-2 | 8-4 | 4-2 | 4-2 | 8-4 |
| St. Louis | 3-3 | 3-3 | 6-6 | 4-2 | 3-3 | 7-5 | 4-2 | 4-2 | 8-4 |
| Dodgers | 1987 | | | 1988 | | | | | |
| | W-L | W-L | W-L | W-L | W-L | W-L | | | |
| vs. West | 26-19 | 21-24 | 47-43 | 27-18 | 26-19 | 53-37 | | | |
| Atlanta | 6-3 | 6-3 | 12-6 | 7-2 | 7-2 | 14-4 | | | |
| Cincinnati | 5-4 | 3-6 | 8-10 | 5-4 | 6-3 | 11-7 | | | |
| Houston | 4-5 | 2-7 | 6-12 | 4-5 | 5-4 | 9-9 | | | |
| San Diego | 6-3 | 5-4 | 11-7 | 5-4 | 2-7 | 7-11 | | | |
| San Francisco | 5-4 | 5-4 | 10-8 | 6-3 | 6-3 | 12-6 | | | |
| vs. East | 14-22 | 12-24 | 26-46 | 18-18 | 23-12 | 41-30 | | | |
| Chicago | 3-3 | 3-3 | 6-6 | 2-4 | 6-0 | 8-4 | | | |
| Montreal | 1-5 | 2-4 | 3-9 | 4-2 | 4-2 | 8-4 | | | |
| New York | 3-3 | 3-3 | 6-6 | 0-6 | 1-4 | 1-10 | | | |
| Philadelphia | 1-5 | 1-5 | 2-10 | 5-1 | 6-0 | 11-1 | | | |
| Pittsburgh | 4-2 | 2-4 | 6-6 | 3-3 | 3-3 | 6-6 | | | |
| St. Louis | 2-4 | 1-5 | 3-9 | 4-2 | 3-3 | 7-5 | | | |

ATHLETICS 0 0 0 0 0 0
RODGERS 0 0 0 0 0 0

1988 SEASON IN REVIEW



1988 SEASON HIGHLIGHTS

World Champions . . . The Dodgers defeated the Oakland A's four games to one to capture their sixth World Championship. Kirk Gibson's dramatic two-out, two-run homer in the bottom of the ninth inning of Game 1 gave the Dodgers a 5-4 come-from-behind victory and they never looked back. Orel Hershiser was named the World Series MVP as he pitched a shutout in Game 2 (6-0) and was on the hill in the clinching game, a 5-2 Dodger win.

Dodgers Capture N.L. Crown . . . The Dodgers faced the New York Mets in a memorable seven-game Championship Series with L.A. winning the deciding Game 7, 6-0, as LCS MVP Orel Hershiser pitched a complete game shutout. Hershiser was 1-0 with a 1.09 ERA and one save in three starts and one relief appearance. Mike Scioscia hit a key two-run home run in the ninth inning of Game 4 to send the game to extra innings and Kirk Gibson's 12th-inning home run got the Dodgers even in the series. Rookie Tim Belcher had victories in both of his LCS starts.

Postseason Honors . . . A number of Dodgers received honors for their outstanding achievements during the 1988 season. Some of the top awards won included: Orel Hershiser-N.L. Cy Young Award Winner, Kirk Gibson-N.L. MVP, Tim Lary-N.L. Comeback Player of the Year, Tom Lasorda-N.L. Manager of the Year and Fred Claire-Executive of the Year. For a complete list of Dodgers' 1988 award winners, see page 153.

Orel's Record Scoreless Streak . . . Orel Hershiser set the major league record by pitching 59 consecutive scoreless innings. The streak began in the sixth inning on Aug. 30 in Montreal and culminated with 10 scoreless innings in San Diego on Sept. 28. The old mark of 58 scoreless innings was set in 1968 by Don Drysdale. During the streak, Orel was 6-0 while allowing just 31 hits, 11 walks and striking out 38.

Lasorda Wins 1000th . . . Dodgers' manager Tom Lasorda won his 1000th game as the Dodgers' skipper on Aug. 27 at Philadel-

phia, 4-2. Lasorda became only the 38th manager in Major League Baseball history to record 1000 victories. Lasorda joins Detroit's Sparky Anderson and St. Louis' Whitey Herzog as the only active managers to record 1000 career victories.

The Record . . . The Dodgers finished the regular season 94-67, a 21 game improvement over 1987's 73-89 record. The Dodgers were consistent all season, never losing more than three games in a row nor winning more than seven straight games. The Dodgers lost three straight games on May 11-13, May 20-22, June 10-12, June 16-17 (DH), July 8-10, July 19-21, July 27-30, Aug. 7-9, Aug. 22-24 and Aug. 31-Sept. 3. The Dodgers' seven game winning streak was Aug. 15-21.

First to Stay . . . The Dodgers took over the lead in the West for good on May 26 in a come-from-behind 10-8 win over the Phillies in Philadelphia. The Dodgers ended the season 27 games above .500, winning 10 of their last 16 games. The highest mark above .500 was 28 games (done several times).

Armed and Ready . . . The Dodgers' pitching staff finished the season with a 2.96 ERA, second best in the league behind New York's 2.91 ERA. The Dodgers led the league in complete games (32), shutouts (24) and saves (49).

Blistering Bullpen . . . The Dodgers' bullpen compiled a 27-16 record with 49 saves and a 2.35 ERA (113 ER in 433.0 IP). The 49 saves is the most ever by a Los Angeles Dodger team, bettering the mark of 46 set by the 1962 Dodgers. Jay Howell recorded 21 saves, the most by a Dodger since Terry Forster's 22 saves in 1978. Alejandro Pena had a 1.91 ERA and a career high 12 saves.

Team Batting . . . The Dodgers finished with a .248 team batting average, tied for fifth in the league. The team finished sixth in the league in hits (1346), eighth in home runs (99) and ninth in total bases (1910). The Dodgers stole 131 bases in 177 attempts (74 percent), the third best percentage in the National League.

Road Warrior . . . The Dodgers had a 49-31 record on the road in 1988, second best in the major leagues behind the 50-31 record of the Oakland A's. The 49-31 record was also the second best by a Dodgers' team since moving to Los Angeles in 1958 (50-31 in 1974). It was also the seventh greatest road record in the 1980's.

Home Stretch . . . The Dodgers finished this season with a 45-36 record at Dodger Stadium. The

Dodgers ended the 1988 season by winning 18 of their last 27 home games.

Dodgers' Eighth Greatest Attendance Mark . . . The Dodgers drew 2,980,262 fans in 78 dates for the eighth highest attendance total in Dodgers' history and the 12th greatest season attendance ever. The Dodgers drew 182,853 fans more than in 1987. The Dodgers averaged 38,208 fans per date, a 9.3 percent increase over 1987.

1988 DODGER AWARD WINNERS

FRED CLAIRE:

The Sporting News Executive of the Year; UPI Co-Executive of the Year; Baseball America National League Executive of the Year.

TOM LASORDA:

National League Manager of the Year (Baseball Writers Association); UPI National League Manager of the Year; Baseball America Manager of the Year; The Sporting News National League Co-Manager of the Year.

TIM BELCHER:

Baseball America Rookie of the Year; The Sporting News National League Rookie Pitcher of the Year; Topps Rookie All-Star Team.

KIRK GIBSON:

National League Most Valuable Player (Baseball Writers Association); Baseball America National League All-Star Team; The Sporting News National League Silver Slugger.

OREL HERSHISER:

National League Cy Young; Sports Illustrated Sportsman of the Year; Sport Magazine Player of the Year; Sport Magazine World Series MVP; The Sporting News Player of the Year; AP Male Athlete of the Year; The Sporting News National League All-Star Team; Baseball America Pitcher of the Year; Baseball America National League All-Star Team; National League Gold Glove (Pitcher).

TIM LEARY:

UPI National League Comeback Player of the Year; The Sporting News National League Comeback Player of the Year; The Sporting News National League Silver Slugger.

STEVE SAX:

Baseball America National League All-Star Team.

What a difference a year makes...

| | 1987 | 1988 | Difference |
|----------------------|-------|-------|----------------|
| Home | 40-41 | 45-36 | + 5 games |
| Road | 33-48 | 49-31 | + 16 1/2 games |
| Day | 24-27 | 29-19 | + 6 1/2 games |
| Night | 49-62 | 65-48 | + 15 games |
| vs. RHP | 52-55 | 68-40 | + 15 1/2 games |
| vs. LHP | 21-34 | 26-27 | + 6 games |
| One-run games | 19-32 | 28-28 | + 6 1/2 games |
| Extra-innings | 9-13 | 7-7 | + 2 games |
| Shutouts | 8-16 | 24-10 | + 11 games |
| April | 12-11 | 13-7 | + 2 1/2 games |
| May | 11-15 | 14-13 | + 2 1/2 games |
| June | 13-14 | 17-11 | + 3 1/2 games |
| July | 10-16 | 16-12 | + 5 games |
| August | 10-19 | 17-12 | + 7 games |
| September / October | 17-14 | 17-12 | + 1 games |
| Before All-Star Game | 39-49 | 48-36 | + 11 games |
| After All-Star Game | 34-40 | 46-31 | + 10 1/2 games |

1988 LOS ANGELES DODGERS BATTING OVERALL STATISTICS

| Player | Avg. | G | AB | R | H | 2B | 3B | HR | RBIGW | SH | SF | HP | BB | IB | SO | SB | CS | E | |
|--------------------|------|-----|------|-----|------|-----|----|----|-------|----|----|----|----|-----|----|------|-----|----|-----|
| Anderson, D | .249 | 116 | 285 | 31 | 71 | 10 | 2 | 2 | 20 | 2 | 5 | 2 | 1 | 32 | 4 | 45 | 4 | 2 | 5 |
| Belcher, T | .071 | 36 | 56 | 2 | 4 | 2 | 0 | 1 | 3 | 0 | 5 | 0 | 0 | 0 | 28 | 0 | 0 | 0 | |
| Brennan, W | .000 | 4 | 2 | 0 | 0 | 0 | 0 | 0 | 0 | 0 | 0 | 0 | 0 | 0 | 1 | 0 | 0 | 0 | |
| Crews, T | .200 | 42 | 5 | 1 | 1 | 0 | 0 | 0 | 0 | 1 | 0 | 0 | 0 | 0 | 0 | 0 | 0 | 1 | |
| Davis, M | .196 | 108 | 281 | 29 | 55 | 11 | 2 | 2 | 17 | 3 | 2 | 2 | 0 | 25 | 0 | 59 | 7 | 3 | 5 |
| Dempsey, R | .251 | 77 | 167 | 25 | 42 | 13 | 0 | 7 | 30 | 3 | 0 | 6 | 0 | 25 | 0 | 44 | 1 | 0 | 4 |
| Devereaux, M | .116 | 30 | 43 | 4 | 5 | 1 | 0 | 0 | 2 | 1 | 0 | 0 | 2 | 0 | 10 | 0 | 1 | 0 | |
| Gibson, K | .290 | 150 | 542 | 106 | 157 | 28 | 1 | 25 | 76 | 9 | 3 | 7 | 7 | 73 | 14 | 120 | 31 | 4 | 12 |
| Gonzalez, J | .083 | 37 | 24 | 7 | 2 | 1 | 0 | 0 | 0 | 0 | 0 | 0 | 2 | 0 | 10 | 3 | 0 | 1 | |
| Griffin, A | .199 | 95 | 316 | 39 | 63 | 8 | 3 | 1 | 27 | 4 | 11 | 1 | 2 | 24 | 7 | 30 | 7 | 5 | 15 |
| right | .167 | | 90 | | 15 | 1 | 2 | 0 | 12 | 1 | 6 | 1 | 0 | 13 | 4 | | | | |
| left | .212 | | 226 | | 48 | 7 | 1 | 1 | 15 | 3 | 5 | 0 | 2 | 11 | 3 | 22 | | | |
| Guerrero, P | .298 | 59 | 215 | 24 | 64 | 7 | 1 | 5 | 35 | 10 | 0 | 3 | 3 | 25 | 2 | 33 | 2 | 1 | 11 |
| Gwynn, C | .182 | 12 | 11 | 1 | 2 | 0 | 0 | 0 | 0 | 0 | 0 | 0 | 1 | 0 | 2 | 0 | 0 | 0 | |
| Hamilton, J | .236 | 111 | 309 | 34 | 73 | 14 | 2 | 6 | 33 | 3 | 2 | 2 | 4 | 10 | 1 | 51 | 0 | 2 | 14 |
| Hatcher, M | .293 | 87 | 191 | 22 | 56 | 8 | 0 | 1 | 25 | 6 | 0 | 2 | 2 | 7 | 3 | 7 | 0 | 0 | 3 |
| Havens, B | .000 | 0 | 1 | 0 | 0 | 0 | 0 | 0 | 0 | 0 | 0 | 0 | 0 | 0 | 0 | 0 | 0 | 0 | 0 |
| Heep, D | .242 | 95 | 149 | 14 | 36 | 2 | 0 | 0 | 11 | 1 | 0 | 1 | 1 | 22 | 0 | 13 | 2 | 0 | 3 |
| Hershiser, O | .129 | 36 | 85 | 1 | 11 | 2 | 1 | 0 | 6 | 2 | 19 | 0 | 0 | 1 | 0 | 18 | 0 | 0 | 6 |
| Hillegas, S | .133 | 11 | 15 | 0 | 2 | 0 | 0 | 0 | 0 | 2 | 0 | 0 | 1 | 0 | 6 | 0 | 0 | 1 | |
| Holton, B | .000 | 45 | 10 | 0 | 0 | 0 | 0 | 0 | 0 | 0 | 0 | 0 | 1 | 0 | 7 | 0 | 0 | 0 | |
| Howell, J | .000 | 50 | 2 | 0 | 0 | 0 | 0 | 0 | 0 | 0 | 0 | 0 | 0 | 0 | 1 | 0 | 0 | 1 | |
| Howell, K | .000 | 4 | 1 | 0 | 0 | 0 | 0 | 0 | 0 | 0 | 1 | 0 | 0 | 0 | 0 | 0 | 0 | 0 | 0 |
| Leary, T | .269 | 36 | 67 | 4 | 18 | 3 | 0 | 0 | 9 | 3 | 13 | 1 | 1 | 1 | 0 | 26 | 0 | 1 | 1 |
| Marshall, M | .277 | 144 | 542 | 63 | 150 | 27 | 2 | 20 | 82 | 12 | 0 | 4 | 7 | 24 | 7 | 93 | 4 | 1 | 7 |
| Martinez, R | .000 | 9 | 7 | 0 | 0 | 0 | 0 | 0 | 0 | 0 | 1 | 0 | 0 | 0 | 0 | 3 | 0 | 0 | 0 |
| Orosco, J | .000 | 55 | 2 | 0 | 0 | 0 | 0 | 0 | 0 | 0 | 0 | 0 | 0 | 0 | 1 | 0 | 0 | 0 | 0 |
| Peña, A | .000 | 60 | 6 | 0 | 0 | 0 | 0 | 0 | 0 | 0 | 0 | 0 | 0 | 0 | 1 | 0 | 0 | 2 | 0 |
| Reyes, G | .111 | 5 | 9 | 1 | 1 | 0 | 0 | 0 | 0 | 0 | 0 | 0 | 0 | 0 | 3 | 0 | 0 | 0 | 0 |
| Sax, S | .277 | 160 | 632 | 70 | 175 | 19 | 4 | 5 | 57 | 6 | 7 | 2 | 1 | 45 | 6 | 51 | 42 | 12 | 14 |
| Scioscia, M | .257 | 130 | 408 | 29 | 105 | 18 | 0 | 3 | 35 | 4 | 3 | 3 | 0 | 38 | 12 | 31 | 0 | 3 | 7 |
| Sharperson, M | .271 | 46 | 59 | 8 | 16 | 1 | 0 | 0 | 4 | 0 | 2 | 1 | 1 | 1 | 0 | 12 | 0 | 1 | 2 |
| Shelby, J | .263 | 140 | 494 | 65 | 130 | 23 | 6 | 10 | 64 | 12 | 1 | 6 | 0 | 44 | 5 | 128 | 16 | 5 | 6 |
| right | .238 | | 189 | | 45 | 4 | 3 | 2 | 20 | 5 | 0 | 1 | 0 | 13 | 2 | 48 | | | |
| left | .279 | | 305 | | 85 | 19 | 3 | 8 | 44 | 7 | 1 | 5 | 0 | 31 | 3 | 80 | | | |
| Stubbs, F | .223 | 115 | 242 | 30 | 54 | 13 | 0 | 8 | 34 | 5 | 2 | 5 | 1 | 23 | 3 | 61 | 11 | 3 | 13 |
| Sutton, D | .087 | 16 | 23 | 1 | 2 | 0 | 0 | 0 | 1 | 0 | 6 | 0 | 0 | 1 | 0 | 6 | 0 | 0 | 1 |
| Tudor, J | .000 | 9 | 13 | 0 | 0 | 0 | 0 | 0 | 0 | 2 | 0 | 0 | 1 | 0 | 9 | 0 | 0 | 0 | 0 |
| Valenzuela, F | .182 | 23 | 44 | 2 | 8 | 2 | 0 | 0 | 1 | 0 | 7 | 0 | 0 | 1 | 0 | 5 | 0 | 0 | 1 |
| Woodson, T | .249 | 64 | 173 | 15 | 43 | 4 | 1 | 3 | 15 | 4 | 0 | 2 | 1 | 7 | 1 | 32 | 1 | 2 | 6 |
| Pitchers | .140 | 421 | 300 | 10 | 42 | 9 | 1 | 1 | 19 | 5 | 49 | 1 | 1 | 5 | 0 | 100 | 0 | 1 | 12 |
| Los Angeles | .248 | 162 | 5431 | 628 | 1346 | 217 | 25 | 99 | 587 | 90 | 95 | 50 | 32 | 437 | 65 | 947 | 131 | 46 | 142 |
| Opponents | .237 | 162 | 5440 | 544 | 1291 | 179 | 28 | 84 | 515 | 64 | 73 | 41 | 22 | 473 | 61 | 1029 | 126 | 74 | 145 |

LOS ANGELES DODGERS CLUB STATISTICS

| | Home | | | Road | | | Totals | | |
|------------------------|----------------------|-------------|-----------|-----------|-----------|-----------|--------|---|--|
| | W | L | | W | L | | W | L | |
| vs. Chicago | 2 | 4 | 6 | 0 | 8 | 4 | | | |
| vs. Montreal | 4 | 2 | 4 | 2 | 8 | 4 | | | |
| vs. New York | 0 | 6 | 1 | 4 | 1 | 10 | | | |
| vs. Philadelphia | 5 | 1 | 6 | 0 | 11 | 1 | | | |
| vs. Pittsburgh | 3 | 3 | 3 | 3 | 6 | 6 | | | |
| vs. St. Louis | 4 | 2 | 3 | 3 | 7 | 5 | | | |
| Totals vs. East | 18 | 18 | 23 | 12 | 41 | 30 | | | |
| vs. Atlanta | 7 | 2 | 7 | 2 | 14 | 4 | | | |
| vs. Cincinnati | 5 | 4 | 6 | 3 | 11 | 7 | | | |
| vs. Houston | 4 | 5 | 5 | 4 | 9 | 9 | | | |
| vs. San Diego | 5 | 4 | 2 | 7 | 7 | 11 | | | |
| vs. San Francisco | 6 | 3 | 6 | 3 | 12 | 6 | | | |
| Totals vs. West | 27 | 18 | 26 | 19 | 53 | 37 | | | |
| Overall Totals | 45 | 36 | 49 | 31 | 94 | 67 | | | |
| Shutouts | 12 | 4 | 12 | 6 | 24 | 10 | | | |
| Sho-individual | 8 | 0 | 7 | 5 | 15 | 5 | | | |
| Extra innings | 3 | 1 | 4 | 6 | 7 | 7 | | | |
| One-run decisions | 13 | 10 | 15 | 18 | 28 | 28 | | | |
| Two-run decisions | 10 | 2 | 11 | 6 | 21 | 8 | | | |
| vs. LH starters | 14 | 13 | 12 | 14 | 26 | 27 | | | |
| vs. RH starters | 31 | 23 | 37 | 17 | 68 | 40 | | | |
| Grass fields | 45 | 36 | 22 | 16 | 67 | 52 | | | |
| Artificial fields | 0 | 0 | 27 | 15 | 27 | 15 | | | |
| Day games | 12 | 12 | 17 | 7 | 29 | 19 | | | |
| Night games | 33 | 24 | 32 | 24 | 65 | 48 | | | |
| | LA | Opp. | | | | | | | |
| Double Plays | 126 | 133 | | | | | | | |
| Triple Plays | 0 | 0 | | | | | | | |
| Left on base | 75 | 116 | | | | | | | |
| Grand Slam HR | 2 | 2 | | | | | | | |
| Home Runs (home) | 49 | 38 | | | | | | | |
| Home Runs (road) | 50 | 46 | | | | | | | |
| | Won | Lost | | | | | | | |
| Starters | 67 | 51 | | | | | | | |
| Relievers | 27 | 16 | | | | | | | |
| Streaks | 0 | 1 | | | | | | | |
| Doubleheaders (home) | Won 1 | Lost 1 | Split 1 | | | | | | |
| Doubleheaders (road) | Won 3 | Lost 0 | Split 0 | | | | | | |
| Attendance | | | | | | | | | |
| Home | 2,980,262 (78 dates) | 38,208 Avg. | | | | | | | |
| Road | 2,155,994 (78 dates) | 27,641 Avg. | | | | | | | |

1988 LOS ANGELES DODGERS PITCHING OVERALL STATISTICS

| Pitcher | W | L | ERA | G | GS | CG | GFSHO | SV | IP | H | R | ER | HR | HB | BB | IB | SOWP | BK | | |
|---------------|----|----|------|-----|-----|----|-------|----|-----|-------|------|-----|-----|----|----|-----|------|------|----|----|
| Belcher, T | 12 | 6 | 2.91 | 36 | 27 | 4 | 5 | 1 | 4 | 179.2 | 143 | 65 | 58 | 8 | 2 | 51 | 7 | 152 | 4 | 0 |
| Brennan, W | 0 | 1 | 6.75 | 4 | 2 | 0 | 2 | 0 | 0 | 9.1 | 13 | 7 | 7 | 0 | 0 | 6 | 1 | 7 | 2 | 1 |
| Crews, T | 4 | 0 | 3.14 | 42 | 0 | 0 | 12 | 0 | 0 | 71.2 | 77 | 29 | 25 | 3 | 0 | 16 | 7 | 45 | 1 | 0 |
| Havens, B | 0 | 0 | 4.66 | 9 | 0 | 0 | 4 | 0 | 0 | 9.2 | 15 | 5 | 5 | 1 | 0 | 4 | 0 | 8 | 0 | 1 |
| Heep, D | 0 | 0 | 9.00 | 1 | 0 | 0 | 1 | 0 | 0 | 2.0 | 2 | 2 | 2 | 1 | 0 | 0 | 0 | 0 | 1 | 0 |
| Hershiser, O | 23 | 8 | 2.26 | 35 | 34 | 15 | 1 | 8 | 1 | 267.0 | 208 | 73 | 67 | 18 | 4 | 73 | 10 | 178 | 6 | 5 |
| Hillegas, S | 3 | 4 | 4.13 | 11 | 10 | 0 | 0 | 0 | 0 | 56.2 | 54 | 26 | 26 | 5 | 3 | 17 | 1 | 30 | 3 | 0 |
| Holton, B | 7 | 3 | 1.70 | 45 | 0 | 0 | 11 | 0 | 1 | 84.2 | 69 | 19 | 16 | 1 | 1 | 26 | 7 | 49 | 1 | 6 |
| Horton, R | 1 | 1 | 5.00 | 12 | 0 | 0 | 1 | 0 | 0 | 9.0 | 11 | 7 | 5 | 2 | 0 | 2 | 0 | 8 | 0 | 0 |
| Howell, J | 5 | 3 | 2.08 | 50 | 0 | 0 | 38 | 0 | 21 | 65.0 | 44 | 16 | 15 | 1 | 1 | 21 | 2 | 70 | 2 | 2 |
| Howell, K | 0 | 1 | 6.39 | 4 | 1 | 0 | 2 | 0 | 0 | 12.2 | 16 | 10 | 9 | 0 | 0 | 4 | 1 | 12 | 0 | 0 |
| Leary, T | 17 | 11 | 2.91 | 35 | 34 | 9 | 0 | 6 | 0 | 228.2 | 201 | 87 | 74 | 13 | 6 | 56 | 4 | 180 | 9 | 6 |
| Krueger, W | 0 | 0 | 4.57 | 1 | 1 | 0 | 0 | 0 | 0 | 2.1 | 4 | 3 | 3 | 0 | 1 | 2 | 1 | 1 | 0 | 0 |
| Martinez, R | 1 | 3 | 3.79 | 9 | 6 | 0 | 0 | 0 | 0 | 35.2 | 27 | 17 | 15 | 0 | 0 | 22 | 1 | 23 | 1 | 0 |
| Orosco, J | 3 | 2 | 2.72 | 55 | 0 | 0 | 21 | 0 | 9 | 53.0 | 41 | 18 | 16 | 4 | 2 | 30 | 3 | 43 | 1 | 0 |
| Peña, A | 6 | 7 | 1.91 | 60 | 0 | 0 | 31 | 0 | 12 | 94.1 | 75 | 29 | 20 | 4 | 1 | 27 | 6 | 83 | 3 | 2 |
| Sutton, D | 3 | 6 | 3.92 | 16 | 16 | 0 | 0 | 0 | 0 | 87.1 | 91 | 44 | 38 | 7 | 1 | 30 | 6 | 44 | 2 | 4 |
| Tudor, J | 4 | 3 | 2.41 | 9 | 9 | 1 | 0 | 0 | 0 | 52.1 | 58 | 16 | 14 | 5 | 0 | 10 | 0 | 32 | 0 | 2 |
| Valenzuela, F | 5 | 8 | 4.24 | 23 | 22 | 3 | 1 | 0 | 1 | 142.1 | 142 | 71 | 67 | 11 | 0 | 76 | 4 | 64 | 7 | 1 |
| Los Angeles | 94 | 67 | 2.96 | 162 | 162 | 32 | 130 | 24 | 491 | 463.1 | 1291 | 544 | 482 | 84 | 22 | 473 | 61 | 1029 | 43 | 30 |
| Opponents | 67 | 94 | 3.49 | 162 | 162 | 30 | 132 | 10 | 301 | 447.1 | 1346 | 628 | 562 | 99 | 32 | 437 | 65 | 947 | 43 | 24 |

INDIVIDUAL DODGER FIELDING - 1988

| First Baseman | Pct. | G | GS | PO | A | E | TC | DP | |
|----------------|-------|-----|-----|-----|-----|----|-----|----|----|
| Guerrero, P | .990 | 15 | 15 | 86 | 13 | 1 | 100 | 6 | |
| Hamilton, J | - | 1 | 0 | 0 | 0 | 0 | 0 | 0 | |
| Hatcher, M | .982 | 25 | 18 | 153 | 15 | 3 | 171 | 6 | |
| Heep, D | .969 | 12 | 10 | 84 | 9 | 3 | 96 | 5 | |
| Marshall, M | .996 | 53 | 51 | 468 | 45 | 2 | 515 | 31 | |
| Stubbs, F | .978 | 84 | 54 | 521 | 57 | 13 | 591 | 41 | |
| Woodson, T | .993 | 25 | 14 | 138 | 7 | 1 | 146 | 10 | |
| Second Baseman | Pct. | G | GS | PO | A | E | TC | DP | |
| Anderson, D | 1.000 | 11 | 4 | 8 | 14 | 0 | 22 | 3 | |
| Sax, S | .981 | 158 | 156 | 276 | 429 | 14 | 719 | 69 | |
| Sharperson, M | .949 | 20 | 2 | 11 | 26 | 2 | 39 | 5 | |
| Third Baseman | Pct. | G | GS | PO | A | E | TC | DP | |
| Anderson, D | 1.000 | 12 | 3 | 3 | 5 | 0 | 8 | 1 | |
| Guerrero, P | .895 | 45 | 44 | 21 | 64 | 10 | 95 | 2 | |
| Hamilton, J | .941 | 105 | 80 | 67 | 157 | 14 | 238 | 8 | |
| Hatcher, M | 1.000 | 3 | 2 | 1 | 2 | 0 | 3 | 0 | |
| Sharperson, M | 1.000 | 6 | 1 | 4 | 0 | 0 | 4 | 0 | |
| Woodson, T | .938 | 41 | 32 | 22 | 53 | 5 | 80 | 3 | |
| Shortstops | Pct. | G | GS | PO | A | E | TC | DP | |
| Anderson, D | .986 | 82 | 72 | 128 | 225 | 5 | 358 | 49 | |
| Griffin, A | .965 | 93 | 89 | 145 | 264 | 15 | 424 | 44 | |
| Hamilton, J | 1.000 | 2 | 0 | 0 | 3 | 0 | 3 | 1 | |
| Sharperson, M | 1.000 | 4 | 1 | 4 | 5 | 0 | 9 | 0 | |
| Outfielders | Pct. | G | GS | PO | A | E | TC | DP | |
| Davis, M | .961 | 76 | 63 | 121 | 3 | 5 | 129 | 2 | |
| Devereaux, M | 1.000 | 26 | 6 | 29 | 0 | 0 | 29 | 0 | |
| Gibson, K | .964 | 148 | 147 | 311 | 6 | 12 | 329 | 3 | |
| Gonzalez, J | .938 | 24 | 1 | 15 | 0 | 1 | 16 | 0 | |
| Guerrero, P | 1.000 | 2 | 0 | 1 | 0 | 0 | 1 | 0 | |
| Gwynn, C | - | 4 | 0 | 0 | 0 | 0 | 0 | 0 | |
| Hatcher, M | 1.000 | 29 | 21 | 35 | 2 | 0 | 37 | 1 | |
| Heep, D | 1.000 | 32 | 21 | 45 | 1 | 0 | 46 | 0 | |
| Marshall, M | .966 | 90 | 88 | 137 | 4 | 5 | 146 | 0 | |
| Shelby, J | .982 | 140 | 138 | 329 | 7 | 6 | 342 | 1 | |
| Stubbs, F | 1.000 | 13 | 2 | 9 | 0 | 0 | 9 | 0 | |
| Catchers | Pct. | G | GS | PO | A | E | TC | DP | PB |
| Dempsey, R | .989 | 74 | 46 | 333 | 29 | 4 | 366 | 4 | 2 |
| Reyes, G | 1.000 | 5 | 1 | 16 | 0 | 0 | 16 | 1 | 0 |
| Sciocchia, M | .991 | 123 | 115 | 748 | 63 | 7 | 818 | 10 | 5 |

| Pitchers | Pct. | G | GS | PO | A | E | TC | DP |
|---------------|-------|----|----|----|----|---|----|----|
| Belcher, T | 1.000 | 36 | 27 | 14 | 19 | 0 | 33 | 2 |
| Brennan, W | 1.000 | 4 | 2 | 2 | 2 | 0 | 4 | 0 |
| Crews, T | .909 | 42 | 0 | 6 | 4 | 1 | 11 | 1 |
| Havens, B | 1.000 | 9 | 0 | 1 | 5 | 0 | 6 | 0 |
| Heep, D | — | 1 | 0 | 0 | 0 | 0 | 0 | 0 |
| Hershiser, O | .939 | 35 | 34 | 32 | 60 | 6 | 98 | 6 |
| Hillegas, S | .900 | 11 | 10 | 3 | 6 | 1 | 10 | 0 |
| Holton, B | 1.000 | 45 | 0 | 8 | 11 | 0 | 19 | 0 |
| Horton, R | 1.000 | 12 | 0 | 0 | 4 | 0 | 4 | 0 |
| Howell, J | .929 | 50 | 0 | 7 | 6 | 1 | 14 | 0 |
| Howell, K | 1.000 | 4 | 1 | 0 | 1 | 0 | 1 | 0 |
| Krueger, B | 1.000 | 1 | 1 | 0 | 2 | 0 | 2 | 0 |
| Leary, T | .983 | 35 | 34 | 24 | 34 | 1 | 59 | 4 |
| Martinez, R | 1.000 | 9 | 6 | 1 | 5 | 0 | 6 | 0 |
| Orosco, J | 1.000 | 55 | 0 | 1 | 10 | 0 | 11 | 1 |
| Pena, A | .905 | 60 | 0 | 9 | 10 | 2 | 21 | 1 |
| Sutton, D | .944 | 16 | 16 | 5 | 12 | 1 | 18 | 0 |
| Tudor, J | 1.000 | 9 | 9 | 2 | 9 | 0 | 11 | 0 |
| Valenzuela, F | .978 | 23 | 22 | 6 | 38 | 1 | 45 | 2 |

1988 LOS ANGELES DODGERS HIGHS & LOWS

Team Batting

| | | |
|-----------------------------------|-----|--------------------------------------------------------------------------------------------------------------------|
| Most runs, game, Dodgers | 14, | May 3 vs. Pittsburgh |
| Most runs, game, Opponent | 15, | August 14 vs. San Francisco |
| Most runs, inning, Dodgers | 7, | May 8 at St. Louis (7th) and May 15 at Philadelphia (4th) and July 6 vs. St. Louis (8th) |
| Most runs, inning, Opponent | 6, | May 1 vs. St. Louis (1st), August 8 vs. Houston (8th) |
| Most hits, game, Dodgers | 22, | June 3 vs. Cincinnati |
| Most hits, game, Opponent | 20, | August 14 vs. San Francisco |
| Most hits, inning, Dodgers | 7, | May 8 at St. Louis (7th) |
| Most hits, inning, Opponent | 6, | July 30 vs. Houston (6th), August 11 at Cincinnati (3rd) |
| Most home runs, game, Dodgers | 4, | June 19 vs. San Diego |
| Most home runs, game, Opponent | 4, | August 10 at Cincinnati, September 2 at New York |
| Most doubles, game, Dodgers | 7, | April 16 vs. Atlanta |
| Most triples, game, Dodgers | 2, | May 8 at St. Louis, Aug. 10 at Cincinnati |
| Most stolen bases, game, Dodgers | 3, | May 4 vs. Pittsburgh, June 9 vs. Houston, August 6 at Houston, September 3 at New York and September 7 vs. Houston |
| Most stolen bases, game, opponent | 6, | June 6 vs. Houston, July 4 vs. St. Louis |

Individual Batting

| | | |
|-------------------------|-----|-------------------------------------------------------------------------------------------------------------------------|
| Most hits, game | 5, | Sax, June 3 vs. Cincinnati and Hatcher, June 3 vs. Cincinnati |
| Most runs, game | 4, | Gibson, August 11 at Cincinnati |
| Most doubles, game | 3, | Gibson, August 11 at Cincinnati |
| Most triples, game | 1, | done 24 times |
| Most home runs, game | 2, | Marshall, May 3 vs. Pittsburgh, Sax, May 26 at Philadelphia, Gibson, July 14 at Chicago |
| Most RBI, game | 5, | Marshall, May 3 vs. Pittsburgh |
| Most walks, game | 3, | Guerrero, April 8 at Atlanta, Guerrero, May 10 at Chicago, Gibson, May 24 at Philadelphia, Anderson, June 8 vs. Houston |
| Most stolen bases, game | 3, | Sax, May 4 vs. Pittsburgh |
| Longest hitting streak | 24, | Shelby, May 14-June 9 |
| Grand slams | 1, | Marshall, April 23 at San Francisco, Stubbs, July 6 vs. St. Louis |

Individual Pitching

| | | |
|-------------------------------------|------|---------------------------------------------------------|
| Most strikeouts, game, Dodgers | 12, | Leary, August 21 vs. Montreal |
| Most strikeouts, game, Opponent | 10, | Ryan, June 29 at Houston, Holman, August 30 at Montreal |
| Longest winning streak | 7, | Belcher, June 18 - August 26 |
| Longest losing streak | 4, | Sutton, June 17-August 9 |
| Fewest hits allowed, game, Dodgers | 1, | Leary, May 25 at Philadelphia |
| Fewest hits allowed, game, Opponent | 0, | Browning, September 16 (perfect game) at Cincinnati |
| Most innings, game, reliever | 5.1, | Holton, May 1 vs. St. Louis |

| | | |
|------------------------------------|---------|------------------------------------------------------------------------------------------------------------------------------------------------------|
| Most consecutive scoreless innings | 59, | Hershiser, August 30 (at Montreal)-September 28, 1988. |
| Most earned runs, game | 8, | K. Howell, June 16 at Atlanta |
| Team Miscellaneous | | |
| Longest winning streak | 7, | August 15-August 21 |
| Longest losing streak | 3, | (done 10 times)-May 11-13, May 20-22, June 10-12, June 16-17 (2), July 8-10, July 19-21, July 27-30, August 7-9, August 22-24, August 31-September 3 |
| Largest crowd, Dodger Stadium | 49,342, | August 22 vs. New York |
| Smallest crowd, Dodger Stadium | 18,485, | June 21 vs. Atlanta |
| Largest crowd, road game | 52,395, | April 12 at San Diego |
| Smallest crowd, road game | 5,257, | April 7 at Atlanta |
| Most errors, game, Dodgers | 4, | April 26 vs. Chicago |
| Most errors, game, Opponent | 4, | May 3 vs. Pittsburgh |

DAY BY DAY 1988

| No. | Date | Opp. | Winner/Loser | W/L | Score | Record | Pos. | G+/- | Club |
|-----|------|---------|-----------------------------|-----|---------|--------|------|-----------|----------|
| 1 | 4-4 | SF | Valenzuela (0-1) / Dravecky | L | 5-1 | 0-1 | 6 | -1 | Cin-SF |
| 2 | 4-5 | SF | Hershiser (1-0) / Downs | W | 5-0 | 1-1 | T3 | -1 | Hou |
| 3 | 4-7 | at Atl | Peña (1-0) / Assenmacher | W | 5-2 | 2-1 | T3 | -1/2 | Cin-Hou |
| 4 | 4-8 | at Atl | Leary (1-0) / Coffman | W | 6-3 | 3-1 | T2 | -1/2 | Hou |
| 5 | 4-9 | at Atl | Valenzuela (1-1) / Glavine | W | 11-3 | 4-1 | T1 | +SF .800 | LA .800 |
| 6 | 4-10 | at Atl | Hershiser (2-0) / Mahler | W | 3-1 | 5-1 | 1 | +1/2 | - |
| 7 | 4-12 | at SD | Sutton (0-1) / Hawkins | L | 5-3 | 5-2 | T2 | -1/2 | Hou |
| 8 | 4-13 | at SD | J. Howell (1-0) / Show | W | 4-3 | 6-2 | 2 | -1/2 | Hou |
| 9 | 4-14 | at SD | Valenzuela (1-2) / J. Jones | L | 2-0 | 6-3 | 2 | -1 1/2 | Hou |
| 10 | 4-15 | Atl | Hershiser (3-0) / Glavine | W | 3-2 | 7-3 | 2 | -1/2 | Hou |
| 11 | 4-16 | Atl | Belcher (1-0) / Mahler | W | 7-4 | 8-3 | 1 | +1/2 | - |
| 12 | 4-17 | Atl | Sutton (0-2) / Z. Smith | L | 3-1 | 8-4 | 2 | -1/2 | Hou |
| 13 | 4-18 | SD | Leary (2-0) / Show | W | 6-0 | 9-4 | T1 | -Hou .727 | LA .692 |
| 14 | 4-19 | SD | RAINED OUT | | | | | | |
| 14 | 4-20 | SD | RAINED OUT | | | | | | |
| 14 | 4-21 | SD | RAINED OUT | | | | | | |
| 14 | 4-22 | at SF | RAINED OUT | | | | | | |
| 14 | 4-23 | at SF | Hershiser (4-0) / Krukow | W | 10-3 | 10-4 | 1 | +1 | - |
| 15 | 4-24 | at SF | Valenzuela (2-2) / La Coss | W | 4-0 | 11-4 | 1 | +2 | - |
| 16 | 4-26 | Chi | Leary (1-2) / Maddux | L | 7-3 | 11-5 | 1 | +1 | - |
| 17 | 4-27 | Chi | Sutton (1-2) / Moyer | W | 4-0 | 12-5 | 1 | +1 | - |
| 18 | 4-28 | Chi | Belcher (1-1) / Schiraldi | L | 5-1 | 12-6 | 1 | +1/2 | - |
| 19 | 4-29 | StL | Hershiser (5-0) / Cox | W | 6-4 | 13-6 | 1 | +1/2 | - |
| 20 | 4-30 | StL | Valenzuela / O'Neal | L | 5-2 | 13-7 | 2 | -1/2 | Hou |
| 21 | 5-1 | StL | Leary (2-2) / Tudor | L | 9-0 | 13-8 | 2 | -1/2 | Hou |
| 22 | 5-2 | Pitt | Orosco (1-0) / Drabek | W | 6-3 | 14-8 | 1 | +1/2 | - |
| 23 | 5-3 | Pitt | Belcher (2-1) / Dunne | W | 14-6 | 15-8 | 1 | +1/2 | - |
| 24 | 5-4 | Pitt | Hershiser (6-0) / Palacios | W | 8-5 | 16-8 | 1 | +1 1/2 | - |
| 25 | 5-6 | at StL | Valenzuela (3-3) / O'Neal | W | 10-2 | 17-8 | 1 | +2 1/2 | - |
| 26 | 5-7 | at StL | Orosco (1-1) / Worrell | L | 2-1 | 17-9 | 1 | +2 1/2 | - |
| 27 | 5-8 | at StL | Sutton (2-2) / DeLeon | W | 12-6 | 18-9 | 1 | +2 | - |
| 28 | 5-9 | at Chi | RAINED OUT | | | | | | |
| 28 | 5-10 | at Chi | Holton (1-0) / Lancaster | W | 6-5(14) | 19-9 | 1 | +3 | - |
| 29 | 5-11 | at Pitt | Peña (1-1) / Robinson | L | 2-1 | 19-10 | 1 | +3 | - |
| 30 | 5-12 | at Pitt | Hershiser (6-1) / Smiley | L | 7-4 | 19-11 | 1 | +2 1/2 | - |
| 31 | 5-13 | Phil | Leary (2-3) / Gross | L | 2-1(11) | 19-12 | 1 | +1 1/2 | - |
| 32 | 5-14 | Phil | Sutton (3-2) / Ruffin | W | 3-2 | 20-12 | 1 | +1 1/2 | - |
| 33 | 5-15 | Phil | Belcher (3-1) / Palmer | W | 9-2 | 21-12 | 1 | +2 1/2 | - |
| 34 | 5-17 | Mont | Valenzuela (3-4) / Heaton | L | 6-5 | 21-13 | 1 | +1 | - |
| 35 | 5-18 | Mont | Hershiser (6-2) / Dopson | L | 3-0 | 21-14 | T1 | +LA .600 | Hou .595 |
| 36 | 5-19 | Mont | Leary (3-3) / Martinez | W | 2-0 | 22-14 | 1 | +1/2 | - |
| 37 | 5-20 | NY | Sutton (3-3) / Fernandez | L | 5-2 | 22-15 | 2 | -1/2 | Hou |
| 38 | 5-21 | NY | Belcher (3-2) / Gooden | L | 4-0 | 22-16 | 2 | -1/2 | Hou |
| 39 | 5-22 | NY | Valenzuela (3-5) / Cone | L | 5-2 | 22-17 | 2 | -1 1/2 | Hou |
| 40 | 5-24 | at Phil | Peña (2-1) / Harris | W | 2-1(12) | 23-17 | 2 | -1 | Hou |
| 41 | 5-25 | at Phil | Leary (4-3) / Palmer | W | 4-0 | 24-17 | T1 | +LA .585 | Hou .581 |
| 42 | 5-26 | at Phil | J. Howell / Bedrosian | W | 10-8 | 25-17 | 1 | +1/2 | - |
| 43 | 5-27 | at Mont | Orosco / McClure | W | 5-2 | 26-17 | 1 | +1 1/2 | - |
| 44 | 5-28 | at Mont | J. Howell / Parrett | L | 3-2(10) | 26-18 | 1 | +1 1/2 | - |
| 45 | 5-29 | at Mont | Hershiser (7-2) / Dopson | W | 2-1 | 27-18 | 1 | +1 1/2 | - |
| 46 | 5-30 | at NY | Leary (4-4) / Darling | L | 3-2 | 27-19 | 1 | +1/2 | - |
| 47 | 5-31 | at NY | Peña (2-2) / Myers | L | 5-4(11) | 27-20 | 1 | +1/2 | - |
| 48 | 6-1 | at NY | Holton (2-0) / Fernandez | W | 4-3 | 28-20 | 1 | +1 1/2 | - |
| 49 | 6-3 | Cin | Crews (1-0) / Rasmussen | W | 13-5 | 29-20 | 1 | +1 1/2 | - |
| 50 | 6-4 | Cin | Hershiser (7-3) / Rijo | L | 5-2 | 29-21 | 1 | +1 1/2 | - |
| 51 | 6-5 | Cin | Leary (5-4) / Soto | W | 5-4 | 30-21 | 1 | +2 1/2 | - |
| 52 | 6-6 | Hou | Peña (2-3) / Knepper | L | 10-4 | 30-22 | 1 | +1 1/2 | - |
| 53 | 6-7 | Hou | Belcher (3-3) / Darwin | L | 5-2 | 30-23 | 1 | +1/2 | - |
| 54 | 6-8 | Hou | Valenzuela (4-5) / Scott | W | 11-1 | 31-23 | 1 | +1 1/2 | - |
| 55 | 6-9 | Hou | Hershiser / Ryan | W | 4-2 | 32-23 | 1 | +2 1/2 | - |

| | | | | | | | | | |
|----|------|--------|-----------------------------|---|------|-------|---|--------|---|
| 56 | 6-10 | at SD | J. Howell (2-2) / McCullers | L | 4-3 | 32-24 | 1 | +2 1/2 | - |
| 57 | 6-11 | at SD | Sutton (3-4) / Rasmussen | L | 2-1 | 32-25 | 1 | +1 1/2 | - |
| 58 | 6-12 | at SD | Belcher (3-4) / Whitson | L | 7-4 | 32-26 | 1 | +1 | - |
| 59 | 6-14 | at Atl | Valenzuela (5-5) / P. Smith | W | 5-4 | 33-26 | 1 | +1 | - |
| 60 | 6-15 | at Atl | Hershiser (9-3) / Glavine | W | 7-5 | 34-26 | 1 | +2 | - |
| 61 | 6-16 | at Atl | K. Howell (0-1) / Z. Smith | L | 9-2 | 34-27 | 1 | +1 | - |
| 62 | 6-17 | SD | Leary (5-5) / Whitson | L | 7-4 | 34-28 | 1 | +1 | - |
| 63 | 6-17 | SD | Holton (2-1) / Rasmussen | L | 4-3 | 34-29 | 1 | +1 | - |
| 64 | 6-18 | SD | Belcher (4-4) / Show | W | 3-0 | 35-29 | 1 | +1 | - |
| 65 | 6-19 | SD | Hershiser (10-3) / J. Jones | W | 12-2 | 36-29 | 1 | | |
| 66 | 6-19 | SD | Crews (2-0) / M. Davis | W | 5-4 | 37-29 | 1 | +1 1/2 | - |
| 67 | 6-20 | Atl | Hillegas (1-0) / Glavine | W | 7-3 | 38-29 | 1 | +2 1/2 | - |
| 68 | 6-21 | Atl | Leary (6-5) / Z. Smith | W | 2-1 | 39-29 | 1 | +2 1/2 | - |
| 69 | 6-22 | Atl | Sutton (3-5) / Mahler | L | 4-1 | 39-30 | 1 | +1 1/2 | - |
| 70 | 6-24 | at Cin | Hershiser (11-3) / Robinson | W | 5-3 | 40-30 | 1 | +2 1/2 | - |
| 71 | 6-25 | at Cin | Holton (3-1) / Rijo | W | 6-4 | 41-30 | 1 | +3 1/2 | - |
| 72 | 6-26 | at Cin | Belcher (5-4) / Franco | W | 9-6 | 42-30 | 1 | +3 1/2 | - |
| 73 | 6-27 | at Hou | Hillegas (2-0) / Andujar | W | 4-0 | 43-30 | 1 | +4 1/2 | - |
| 74 | 6-28 | at Hou | Holton (3-2) / Knepper | L | 4-3 | 43-31 | 1 | +3 1/2 | - |
| 75 | 6-29 | at Hou | Hershiser (12-3) / Ryan | W | 2-0 | 44-31 | 1 | +4 1/2 | - |
| 76 | 7-1 | Chi | Valenzuela (5-6) / Moyer | L | 9-2 | 44-32 | 1 | +4 1/2 | - |
| 77 | 7-2 | Chi | Leary (7-5) / Pico | W | 8-1 | 45-32 | 1 | +5 1/2 | - |
| 78 | 7-3 | Chi | Hillegas (2-1) / Sutcliffe | L | 2-1 | 45-33 | 1 | +4 1/2 | - |
| 79 | 7-4 | StL | Peña (3-3) / Tudor | W | 5-3 | 46-33 | 1 | +5 1/2 | - |
| 80 | 7-5 | StL | Hershiser (13-3) / Cox | W | 6-3 | 47-33 | 1 | +5 1/2 | - |
| 81 | 7-6 | StL | Crews (3-0) / Worrell | W | 7-3 | 48-33 | 1 | +5 1/2 | - |
| 82 | 7-8 | Pitt | Leary (7-6) / Drabek | L | 4-3 | 48-34 | 1 | +4 1/2 | - |
| 83 | 7-9 | Pitt | Hillegas (3-3) / Dunne | L | 8-2 | 48-35 | 1 | +3 1/2 | - |
| 84 | 7-10 | Pitt | Hershiser (13-4) / Walk | L | 7-2 | 48-36 | 1 | +2 1/2 | - |

ALL-STAR BREAK

| | | | | | | | | | |
|-----|------|---------|-------------------------------|---|------|-------|---|--------|---|
| 85 | 7-14 | at Chi | Leary (8-6) / Sutcliffe | W | 1-0 | 49-36 | 1 | | - |
| 86 | 7-14 | at Chi | Holton (4-2) / Schiraldi | W | 6-3 | 50-36 | 1 | +4 | - |
| 87 | 7-15 | at Chi | Peña (4-3) / Nipper | W | 3-2 | 51-36 | 1 | +5 | - |
| 88 | 7-16 | at Chi | RAINED OUT | | | | | | |
| 88 | 7-17 | at Chi | Belcher (6-4) / Pico | W | 4-1 | 52-36 | 1 | +5 1/2 | - |
| 89 | 7-17 | at Chi | Holton (5-2) / Lancaster | W | 5-2 | 53-36 | 1 | +7 | - |
| 90 | 7-18 | at StL | Leary (9-6) / Worrell | W | 1-0 | 54-36 | 1 | +8 | - |
| 91 | 7-19 | at StL | Brennan (0-1) / DeLeon | L | 3-2 | 54-37 | 1 | +7 | - |
| 92 | 7-20 | at StL | Valenzuela (5-7) / Tudor | L | 8-7 | 54-38 | 1 | +6 | - |
| 93 | 7-21 | at Pitt | Hershiser (13-5) / Drabek | L | 3-2 | 54-39 | 1 | +5 | - |
| 94 | 7-22 | at Pitt | Belcher (7-4) / Dunne | W | 4-2 | 55-39 | 1 | +5 | - |
| 95 | 7-23 | at Pitt | Leary (10-6) / Smiley | W | 6-2 | 56-39 | 1 | +5 | - |
| 96 | 7-24 | at Pitt | Hillegas (3-2) / Fisher | W | 2-1 | 57-39 | 1 | +6 | - |
| 97 | 7-25 | at SF | Valenzuela (5-8) / Downs | L | 3-1 | 57-40 | 1 | +5 1/2 | - |
| 98 | 7-26 | at SF | Hershiser (14-5) / Mulholland | W | 7-3 | 58-40 | 1 | | - |
| 99 | 7-26 | at SF | Holton (6-2) / Garrelts | W | 6-5 | 59-40 | 1 | +7 | - |
| 100 | 7-27 | at SF | Leary (10-7) / Price | L | 2-1 | 59-41 | 1 | +6 | - |
| 101 | 7-29 | at Hou | Hillegas (3-3) / Scott | L | 3-1 | 59-42 | 1 | +4 1/2 | - |
| 102 | 7-30 | at Hou | Holton (6-3) / Darwin | L | 14-6 | 59-43 | 1 | +3 1/2 | - |
| 103 | 7-31 | at Hou | Hershiser (15-5) / Deshaies | W | 6-1 | 60-43 | 1 | +4 1/2 | - |
| 104 | 8-1 | at Cin | Peña (4-4) / Jackson | L | 4-3 | 60-44 | 1 | +3 1/2 | - |
| 105 | 8-2 | at Cin | Leary (11-7) / Rijo | W | 2-0 | 61-44 | 1 | +4 1/2 | - |
| 106 | 8-3 | at Cin | Peña (4-5) / Franco | L | 7-4 | 61-45 | 1 | +3 1/2 | - |
| 107 | 8-5 | at Hou | Hershiser (15-6) / Deshaies | L | 6-4 | 61-46 | 1 | +2 1/2 | - |
| 108 | 8-6 | at Hou | Belcher (8-4) / Ryan | W | 5-3 | 62-46 | 1 | +3 1/2 | - |
| 109 | 8-7 | at Hou | Leary (11-8) / Knepper | L | 4-2 | 62-47 | 1 | +2 1/2 | - |
| 110 | 8-8 | at Hou | Hillegas (3-4) / Scott | L | 10-0 | 62-48 | 1 | +1 1/2 | - |
| 111 | 8-9 | at Cin | Sutton (3-6) / Jackson | L | 6-0 | 62-49 | 1 | +1/2 | - |
| 112 | 8-10 | at Cin | Hershiser (16-6) / Rijo | W | 8-5 | 63-49 | 1 | +1 1/2 | - |
| 113 | 8-11 | at Cin | J. Howell (3-4) / Franco | L | 9-8 | 63-50 | 1 | +1 1/2 | - |
| 114 | 8-12 | at SF | Leary (12-8) / Reuschel | W | 7-3 | 64-50 | 1 | +2 1/2 | - |
| 115 | 8-13 | at SF | Peña (5-5) / Price | W | 2-1 | 65-50 | 1 | +2 1/2 | - |
| 116 | 8-14 | at SF | Hershiser (16-7) / Downs | L | 15-4 | 65-51 | 1 | +2 1/2 | - |
| 117 | 8-15 | at SF | Belcher (9-4) / Robinson | W | 1-0 | 66-51 | 1 | +2 1/2 | - |
| 118 | 8-16 | at Phil | Leary (13-8) / Carman | W | 7-5 | 67-51 | 1 | +3 1/2 | - |
| 119 | 8-17 | at Phil | Tudor (7-5) / Maddux | W | 7-2 | 68-51 | 1 | +3 1/2 | - |
| 120 | 8-18 | at Phil | J. Howell (4-3) / Gross | W | 2-1 | 69-51 | 1 | +4 1/2 | - |
| 121 | 8-19 | at Mont | Hershiser (17-7) / Martinez | W | 2-0 | 70-51 | 1 | +4 1/2 | - |
| 122 | 8-20 | at Mont | J. Howell (4-3) / Hesketh | W | 4-3 | 71-51 | 1 | +5 1/2 | - |
| 123 | 8-21 | at Mont | Leary (14-8) / Heaton | W | 4-0 | 72-51 | 1 | +5 1/2 | - |
| 124 | 8-22 | at NY | Tudor (7-6) / Gooden | L | 7-1 | 72-52 | 1 | +4 1/2 | - |
| 125 | 8-23 | at NY | Martinez (0-1) / Cone | L | 5-1 | 72-53 | 1 | +4 1/2 | - |
| 126 | 8-24 | at NY | Hershiser (17-8) / Leach | L | 2-1 | 72-54 | 1 | +4 1/2 | - |
| 127 | 8-26 | at Phil | Belcher (10-4) / Freeman | W | 7-2 | 73-54 | 1 | +4 1/2 | - |
| 128 | 8-27 | at Phil | Leary (15-8) / Carman | W | 4-2 | 74-54 | 1 | +4 1/2 | - |
| 129 | 8-28 | at Phil | Tudor (8-6) / Gross | W | 5-0 | 75-54 | 1 | +5 1/2 | - |
| 130 | 8-29 | at Mont | Martinez (1-1) / Martinez | W | 2-1 | 76-54 | 1 | +6 1/2 | - |
| 131 | 8-30 | at Mont | Hershiser (18-8) / Holman | W | 4-2 | 77-54 | 1 | +6 1/2 | - |
| 132 | 8-31 | at Mont | Peña (5-6) / Parrett | L | 4-3 | 77-55 | 1 | +6 1/2 | - |
| 133 | 9-2 | at NY | Leary (15-9) / Darling | L | 8-0 | 77-56 | 1 | +6 1/2 | - |
| 134 | 9-3 | at NY | Tudor (8-7) / Gooden | L | 2-1 | 77-57 | 1 | +5 1/2 | - |
| 135 | 9-4 | at NY | RAINED OUT | | | | | | |
| 135 | 9-5 | at Atl | Hershiser (19-8) / Mahler | W | 3-0 | 78-57 | 1 | +5 | - |
| 136 | 9-6 | at Atl | Orosco (2-2) / Assenmacher | L | 2-1 | 78-58 | 1 | +5 | - |

| | | | | | | | | | |
|-----|---------|-----|-----------------------------|---|-----|-------|---|--------|---|
| 137 | 9-7 | Hou | Leary (16-9) / Scott | W | 4-1 | 79-58 | 1 | +6 | - |
| 138 | 9-8 | Hou | Tudor (8-8) / Ryan | L | 2-1 | 79-59 | 1 | +5 | - |
| 139 | 9-9 | Cin | Martinez (1-2) / Jackson | L | 5-2 | 79-60 | 1 | +4 | - |
| 140 | 9-10 | Cin | Hershiser (20-8) / Charlton | W | 5-0 | 80-60 | 1 | +5 | - |
| 141 | 9-11 | Cin | Crews (4-0) / Franco | W | 5-3 | 81-60 | 1 | +5 | - |
| 142 | 9-12 | Atl | Leary (17-9) / Glavine | W | 5-4 | 82-60 | 1 | +5 1/2 | - |
| 143 | 9-13 | Atl | Tudor (9-8) / Smoltz | W | 2-0 | 83-60 | 1 | +6 1/2 | - |
| 144 | 9-14 | Atl | Hershiser (21-8) / Mahler | W | 1-0 | 84-60 | 1 | +6 1/2 | - |
| 145 | 9-16 at | Cin | Belcher (10-5) / Browning | L | 1-0 | 84-61 | 1 | +7 | - |
| 146 | 9-17 at | Cin | Orosco (3-2) / Murphy | W | 4-3 | 85-61 | 1 | +8 | - |
| 147 | 9-18 at | Cin | Tudor (10-8) / Williams | W | 2-0 | 86-61 | 1 | +9 | - |
| 148 | 9-19 at | Hou | Hershiser (22-8) / Darwin | W | 1-0 | 87-61 | 1 | +9 1/2 | - |
| 149 | 9-20 at | Hou | Belcher (11-5) / Forsch | W | 6-0 | 88-61 | 1 | +9 1/2 | - |
| 150 | 9-21 | SD | Martinez (1-3) / Rasmussen | L | 9-3 | 88-62 | 1 | +8 1/2 | - |
| 151 | 9-21 | SD | J. Howell (5-3) / Davis | W | 6-5 | 89-62 | 1 | +9 | - |
| 152 | 9-22 | SD | Pefia (5-7) / Show | L | 5-4 | 89-63 | 1 | +8 | - |
| 153 | 9-23 at | SF | Hershiser (23-8) / Hammaker | W | 3-0 | 90-63 | 1 | +8 | - |
| 154 | 9-24 at | SF | Horton (1-0) / Wilson | W | 7-3 | 91-63 | 1 | +8 | - |
| 155 | 9-25 at | SF | Belcher (11-6) / Cook | L | 2-0 | 91-64 | 1 | +7 | - |
| 156 | 9-26 at | SD | Pefia (6-7) / Rasmussen | W | 3-2 | 92-64 | 1 | +7 | - |
| 157 | 9-27 at | SD | Leary (17-10) / Show | L | 8-4 | 92-65 | 1 | +7 | - |
| 158 | 9-28 at | SD | Horton (1-1) / Leiper | L | 2-1 | 92-66 | 1 | +7 | - |
| 159 | 9-30 | SF | Holton (7-3) / Cook | W | 6-4 | 93-66 | 1 | +7 | - |
| 160 | 10-1 | SF | Belcher (12-6) / Reuschel | W | 2-1 | 94-66 | 1 | +8 | - |
| 161 | 10-2 | SF | Leary (17-11) / Robinson | L | 1-0 | 94-67 | 1 | +7 | - |

1988 PLAYER TRANSACTIONS & INJURIES

Opening day roster

Pitchers (10) - Belcher, Havens, Hershiser, Holton, J. Howell, Leary, Orosco, Pena, Sutton, Valenzuela.
 Catchers (2) - Dempsey, Scioscia.
 Infielders (7) - Anderson, Griffin, Guerrero, Hamilton, Hatcher, Sax, Stubbs.
 Outfielders (5) - Davis, Gibson, Heep, Marshall, Shelby.

Roster moves

- April 6 Pitcher Ken Howell placed on 21-day disabled list retroactive to March 20. Rehabilitation for surgery on Oct. 27, 1987 to remove tip of clavicle of right shoulder.
- April 21 Outfielder John Shelby placed on 15-day disabled list retroactive to April 19 for strained abdominal muscle; outfielder Mike Devereaux recalled from Albuquerque.
- May 7 Ken Howell assigned to Bakersfield for 20-day injury rehabilitation.
- May 12 Ken Howell reassigned from Bakersfield to Albuquerque; John Shelby reinstated from disabled list; Mike Devereaux optioned to Albuquerque.
- May 13 Tim Crews recalled from Albuquerque; Brad Havens outrighted to Albuquerque.
- May 16 Brad Havens elected free agency in lieu of accepting assignment to Albuquerque.
- May 17 Ken Howell reassigned on injury rehabilitation from Albuquerque to Bakersfield.
- May 22 Alfredo Griffin placed on 15-day disabled list (non-displaced fracture of second metacarpal bone in right hand); Mike Sharperson recalled from Albuquerque.
- May 24 Pedro Guerrero suspended 4 days for bat throwing incident.
- May 25 Ken Howell recalled from injury rehabilitation assignment from Bakersfield; optioned to Albuquerque.
- June 5 Pedro Guerrero placed on 15-day disabled list for pinched nerve in neck.
- June 10 Alfredo Griffin transferred from 15-day to 21-day disabled list; Pedro Guerrero placed on 15-day disabled list; contract of Jose Gonzalez purchased from Albuquerque.
- June 16 Ken Howell recalled from Albuquerque; Gonzalez outrighted to Albuquerque.
- June 17 Ken Howell placed on supplemental disabled list (sprained knee).
- June 19 Shawn Hillegas recalled from Albuquerque.
- June 21 Jay Howell placed on 15-day disabled list (fractured rib); Jose Gonzalez purchased from Albuquerque; Ken Howell transferred from supplemental to regular disabled list.
- June 24 Ken Howell to Albuquerque on injury rehabilitation assignment.
- June 27 Pitcher Mario Soto agrees to terms.
- June 29 Infielder Damaso Garcia signs contract. Reports to Albuquerque.
- July 1 Don Sutton placed on 21-day disabled list retroactive to June 29 (sprained right elbow); Mario Soto signs contract, placed on 21-day disabled list; Alfredo Griffin transferred from 21-day to 30-day disabled list.
- July 2 Contract of Bill Krueger purchased from Albuquerque.
- July 7 Jay Howell activated; Bill Krueger outrighted to Albuquerque; Mickey Hatcher placed on 15-day disabled list for soreness in both groin muscles.

- July 8 Tracy Woodson purchased from Albuquerque; Ken Howell activated, optioned to Albuquerque; Bill Krueger optioned to Albuquerque.
- July 19 William Brennan recalled from Albuquerque; Jose Gonzalez outrighted to Albuquerque.
- July 21 Pedro Guerrero transferred to 21-day disabled, retroactive to June 5.
- July 22 Mickey Hatcher activated; William Brennan optioned to Albuquerque.
- July 23 Pedro Guerrero reinstated from disabled list, assigned to Albuquerque on 20-day injury rehabilitation program; Don Sutton assigned to Bakersfield on 20-day injury rehabilitation program.
- July 25 Alfredo Griffin activated; Mike Sharperson optioned to Albuquerque.
- July 29 Pedro Guerrero activated to roster; Jeff Hamilton placed on 15-day disabled list (muscle separation from rib cage) retroactive to July 27.
- July 31 Fernando Valenzuela placed on 21-day disabled list (stretched capsule, left shoulder).
- August 1 Contract of Jose Gonzalez purchased from Albuquerque.
- August 9 Don Sutton reinstated from injury rehabilitation assignment; Jose Gonzalez outrighted to Albuquerque.
- August 10 Waivers requested on Don Sutton for purpose of giving unconditional release; Ramon Martinez recalled from Albuquerque, will report on August 12.
- August 15 Ken Howell recalled from Albuquerque; Shawn Hillegas optioned to Albuquerque.
- August 16 John Tudor acquired in trade with St. Louis Cardinals in exchange for Pedro Guerrero.
- August 18 Recalled Mike Sharperson; Ken Howell optioned to Albuquerque.
- August 23 Mario Soto assigned to Bakersfield on injury rehabilitation assignment.
- August 31 Tim Crews and Mike Sharperson optioned to Bakersfield; Jose Gonzalez purchased from Albuquerque; Shawn Hillegas recalled from Albuquerque; Rickey Horton acquired in trade with Chicago White Sox for player to be named later.
- September 1 William Brennan, Mike Devereaux, Chris Gwynn, Ken Howell and Gilbert Reyes recalled from Albuquerque; Tim Crews and Mike Sharperson recalled from Bakersfield; Jeff Hamilton activated from disabled list.
- September 2 Shawn Hillegas traded to Chicago White Sox as player to be named.
- September 26 Fernando Valenzuela activated.

1988 FINAL STANDINGS

National League West

| Club | Won | Lost | Pct. | GB | Home | Road | vs. East | vs. West |
|---------------|-----|------|------|------|-------|-------|----------|----------|
| Los Angeles | 94 | 67 | .584 | - | 45-36 | 49-31 | 41-30 | 53-37 |
| Cincinnati | 87 | 74 | .540 | 7.0 | 45-35 | 42-39 | 37-34 | 50-40 |
| San Diego | 83 | 78 | .516 | 11.0 | 47-34 | 36-44 | 34-37 | 49-41 |
| San Francisco | 83 | 79 | .512 | 11.5 | 45-36 | 38-43 | 36-36 | 47-43 |
| Houston | 82 | 80 | .506 | 12.5 | 44-37 | 38-43 | 38-34 | 44-46 |
| Atlanta | 54 | 106 | .338 | 39.5 | 28-51 | 26-55 | 27-43 | 27-63 |

National League East

| Club | Won | Lost | Pct. | GB | Home | Road | vs. East | vs. West |
|--------------|-----|------|------|------|-------|-------|----------|----------|
| New York | 100 | 60 | .625 | - | 56-24 | 44-36 | 57-33 | 43-27 |
| Pittsburgh | 85 | 75 | .531 | 15.0 | 43-38 | 42-37 | 49-41 | 36-34 |
| Montreal | 81 | 81 | .500 | 20.0 | 43-38 | 38-43 | 45-45 | 36-36 |
| Chicago | 77 | 85 | .475 | 24.0 | 39-42 | 38-43 | 40-50 | 37-35 |
| St. Louis | 76 | 86 | .469 | 25.0 | 41-40 | 35-46 | 39-51 | 37-35 |
| Philadelphia | 65 | 96 | .404 | 35.5 | 38-42 | 27-54 | 40-50 | 25-46 |

American League West

| Club | Won | Lost | Pct. | GB | Home | Road | vs. East | vs. West |
|-------------|-----|------|------|------|-------|-------|----------|----------|
| Oakland | 104 | 58 | .642 | - | 54-27 | 50-31 | 57-27 | 47-31 |
| Minnesota | 91 | 71 | .562 | 13.0 | 47-34 | 44-37 | 47-37 | 44-34 |
| Kansas City | 84 | 77 | .522 | 19.5 | 44-36 | 40-41 | 41-43 | 43-34 |
| California | 75 | 87 | .463 | 29.0 | 35-46 | 40-41 | 39-45 | 36-42 |
| Chicago | 71 | 90 | .441 | 32.5 | 40-41 | 31-49 | 34-49 | 37-41 |
| Texas | 70 | 91 | .435 | 33.5 | 38-43 | 32-48 | 36-57 | 34-44 |
| Seattle | 68 | 93 | .422 | 35.5 | 37-44 | 31-49 | 37-47 | 31-46 |

American League East

| Club | Won | Lost | Pct. | GB | Home | Road | vs. East | vs. West |
|-----------|-----|------|------|------|-------|-------|----------|----------|
| Boston | 89 | 73 | .549 | - | 53-28 | 36-45 | 44-34 | 45-39 |
| Detroit | 88 | 74 | .543 | 1.0 | 50-31 | 38-43 | 42-36 | 46-38 |
| Toronto | 87 | 75 | .537 | 2.0 | 45-36 | 42-39 | 47-31 | 40-44 |
| Milwaukee | 87 | 75 | .537 | 2.0 | 47-34 | 40-41 | 37-41 | 50-34 |
| New York | 85 | 76 | .528 | 3.5 | 46-34 | 39-42 | 39-39 | 46-37 |
| Cleveland | 78 | 84 | .481 | 11.0 | 44-37 | 34-47 | 39-39 | 39-45 |
| Baltimore | 54 | 107 | .335 | 34.5 | 34-46 | 20-61 | 25-53 | 29-54 |

1988 NATIONAL LEAGUE CLUB BATTING

| Club | Avg. | G | AB | R | H | TB | 2B | 3B | HR | RBI | SH | SF | HP | BB | IBB | SO | SB | SLG |
|--------|------|------|-------|------|-------|-------|------|-----|------|-----|-----|-----|-----|------|-------|------|------|------|
| Chi. | .261 | 163 | 5675 | 660 | 1481 | 2174 | 262 | 46 | 113 | 612 | 57 | 46 | 21 | 403 | 58 | 910 | 120 | .383 |
| N.Y. | .256 | 160 | 5408 | 703 | 1387 | 2142 | 251 | 24 | 152 | 659 | 65 | 56 | 32 | 544 | 79 | 842 | 140 | .396 |
| Mil. | .251 | 163 | 5573 | 628 | 1400 | 2077 | 260 | 48 | 107 | 575 | 66 | 44 | 32 | 454 | 71 | 1053 | 189 | .373 |
| St. L. | .249 | 162 | 5518 | 578 | 1373 | 1859 | 207 | 33 | 71 | 536 | 105 | 48 | 22 | 484 | 61 | 827 | 234 | .337 |
| S.F. | .248 | 162 | 5450 | 670 | 1353 | 2007 | 227 | 44 | 113 | 629 | 91 | 51 | 33 | 550 | 71 | 1023 | 121 | .368 |
| L.A. | .248 | 162 | 5431 | 628 | 1346 | 1910 | 217 | 25 | 99 | 578 | 95 | 50 | 32 | 437 | 65 | 947 | 131 | .352 |
| S.D. | .247 | 161 | 5366 | 594 | 1325 | 1882 | 205 | 35 | 94 | 566 | 106 | 45 | 21 | 494 | 59 | 892 | 123 | .351 |
| Pitt. | .247 | 160 | 5379 | 651 | 1327 | 1987 | 240 | 45 | 110 | 619 | 66 | 60 | 32 | 553 | 65 | 947 | 119 | .369 |
| Cin. | .246 | 161 | 5426 | 641 | 1334 | 1996 | 246 | 25 | 122 | 588 | 69 | 51 | 37 | 479 | 60 | 922 | 207 | .368 |
| Hou. | .244 | 162 | 5494 | 617 | 1338 | 1927 | 239 | 31 | 96 | 575 | 77 | 44 | 38 | 474 | 67 | 840 | 198 | .351 |
| Atl. | .242 | 160 | 5440 | 555 | 1319 | 1891 | 228 | 28 | 96 | 527 | 74 | 46 | 21 | 432 | 59 | 848 | 95 | .348 |
| Phil. | .240 | 162 | 5403 | 597 | 1294 | 1920 | 246 | 31 | 106 | 567 | 67 | 48 | 47 | 489 | 51 | 981 | 112 | .355 |
| Totals | .248 | 1938 | 65563 | 7522 | 16277 | 23772 | 2828 | 415 | 1279 | 938 | 589 | 368 | 766 | 1789 | 11032 | 1789 | .363 | |

1988 NATIONAL LEAGUE CLUB PITCHING

| Club | ERA | G | CG | SHO | REL | SV | IP | H | R | ER | HR | HB | BB | IB | SO |
|---------------|------|------|-----|-----|-----|---------|-------|------|------|------|-----|------|-----|-------|-----|
| New York | 2.91 | 160 | 31 | 22 | 46 | 1439.0 | 1253 | 532 | 465 | 78 | 35 | 404 | 33 | 1100 | 41 |
| Los Angeles | 2.96 | 162 | 32 | 24 | 49 | 1463.1 | 1291 | 544 | 482 | 84 | 22 | 473 | 61 | 1029 | 43 |
| Montreal | 3.08 | 162 | 18 | 12 | 43 | 1482.2 | 1310 | 592 | 508 | 122 | 36 | 476 | 61 | 923 | 39 |
| San Diego | 3.28 | 161 | 30 | 9 | 39 | 1449.0 | 1332 | 583 | 528 | 112 | 21 | 439 | 52 | 885 | 41 |
| Cincinnati | 3.35 | 161 | 24 | 13 | 43 | 1455.0 | 1271 | 596 | 541 | 121 | 27 | 504 | 62 | 934 | 33 |
| San Francisco | 3.39 | 162 | 25 | 13 | 42 | 1462.1 | 1323 | 626 | 550 | 99 | 30 | 422 | 68 | 875 | 44 |
| Houston | 3.41 | 162 | 21 | 15 | 40 | 1474.2 | 1339 | 631 | 558 | 123 | 37 | 478 | 73 | 1049 | 31 |
| Pittsburgh | 3.47 | 160 | 12 | 11 | 46 | 1440.2 | 1349 | 616 | 555 | 108 | 32 | 469 | 47 | 790 | 66 |
| St. Louis | 3.47 | 162 | 17 | 14 | 42 | 1470.2 | 1387 | 633 | 567 | 91 | 18 | 486 | 90 | 881 | 60 |
| Chicago | 3.84 | 162 | 30 | 10 | 29 | 1464.1 | 1494 | 694 | 625 | 115 | 31 | 490 | 75 | 897 | 56 |
| Atlanta | 4.09 | 160 | 14 | 4 | 25 | 1446.0 | 1481 | 741 | 657 | 108 | 43 | 524 | 65 | 810 | 45 |
| Philadelphia | 4.14 | 162 | 16 | 6 | 36 | 1433.0 | 1447 | 734 | 659 | 118 | 36 | 628 | 79 | 859 | 52 |
| Totals | 3.45 | 1936 | 270 | 153 | 480 | 17480.2 | 16277 | 7522 | 6695 | 1279 | 368 | 5793 | 766 | 11032 | 551 |

1988 NATIONAL LEAGUE CLUB FIELDING

| Club | PCT | G | PO | A | E | TC | DP | TP | PB |
|---------------|------|------|-------|-------|------|-------|------|----|-----|
| St. Louis | .981 | 162 | 4412 | 1902 | 121 | 6435 | 131 | 1 | 8 |
| New York | .981 | 160 | 4317 | 1630 | 115 | 6062 | 127 | 0 | 12 |
| San Diego | .980 | 161 | 4347 | 1768 | 120 | 6235 | 147 | 0 | 11 |
| Chicago | .980 | 163 | 4393 | 1822 | 125 | 6340 | 128 | 0 | 12 |
| Cincinnati | .980 | 161 | 4365 | 1802 | 125 | 6292 | 131 | 0 | 9 |
| Pittsburgh | .980 | 160 | 4322 | 1805 | 125 | 6252 | 126 | 0 | 8 |
| San Francisco | .979 | 162 | 4387 | 1795 | 129 | 6311 | 145 | 0 | 14 |
| Houston | .978 | 162 | 4424 | 1717 | 138 | 6279 | 124 | 0 | 4 |
| Montreal | .977 | 163 | 4448 | 1816 | 142 | 6406 | 145 | 0 | 10 |
| Los Angeles | .977 | 162 | 4390 | 1747 | 142 | 6279 | 126 | 0 | 4 |
| Philadelphia | .976 | 162 | 4299 | 1654 | 145 | 6096 | 139 | 0 | 15 |
| Atlanta | .975 | 160 | 4338 | 1789 | 151 | 6278 | 138 | 0 | 9 |
| Totals | .979 | 1938 | 52442 | 21247 | 1578 | 75265 | 1607 | 1 | 116 |

1988 NATIONAL LEAGUE CLUB MISCELLANEOUS

| Club | vs. LHP | vs. RHP | Grass | Artif. | Day | Night | 1-Run | x-Inn. | Doubleheaders | | |
|---------------|---------|---------|-------|--------|-------|-------|-------|--------|---------------|---|---|
| | | | | | | | | | W | L | S |
| Atlanta | 22-29 | 32-77 | 41-77 | 13-29 | 13-26 | 41-80 | 24-36 | 11-7 | 1 | 2 | 4 |
| Chicago | 25-22 | 52-63 | 56-58 | 21-27 | 47-54 | 30-31 | 23-24 | 9-9 | 0 | 2 | 3 |
| Cincinnati | 23-19 | 64-55 | 25-23 | 62-51 | 23-26 | 64-48 | 27-20 | 8-9 | 0 | 0 | 1 |
| Houston | 30-25 | 52-55 | 21-27 | 61-53 | 19-26 | 63-54 | 26-26 | 8-11 | 0 | 1 | 1 |
| Los Angeles | 26-27 | 68-40 | 67-52 | 27-15 | 29-19 | 65-48 | 28-28 | 7-7 | 4 | 1 | 1 |
| Montreal | 30-19 | 51-62 | 15-27 | 66-54 | 22-23 | 59-58 | 32-27 | 18-7 | 0 | 1 | 2 |
| New York | 31-19 | 69-41 | 75-38 | 25-22 | 34-20 | 66-40 | 31-21 | 9-5 | 2 | 0 | 1 |
| Philadelphia | 20-29 | 45-67 | 15-27 | 50-69 | 21-21 | 44-75 | 20-26 | 5-9 | 1 | 0 | 3 |
| Pittsburgh | 24-24 | 61-51 | 19-21 | 66-54 | 22-19 | 63-56 | 30-23 | 11-7 | 0 | 1 | 1 |
| St. Louis | 27-31 | 49-55 | 18-24 | 58-62 | 22-29 | 54-57 | 24-29 | 7-11 | 0 | 0 | 0 |
| San Diego | 28-29 | 55-49 | 65-55 | 18-23 | 25-25 | 58-53 | 26-30 | 5-10 | 1 | 1 | 3 |
| San Francisco | 25-28 | 58-51 | 66-54 | 17-25 | 39-28 | 44-51 | 25-26 | 6-12 | 1 | 1 | 0 |

NATIONAL LEAGUE BATTING DEPARTMENTAL LEADERS

| BATTING AVERAGE | | | RUNS | | |
|-----------------|--------------|-----|------|---------------|-----|
| .313 | Gwynn, T | SD | 109 | Butler, B | SF |
| .307 | Palmeiro, R | CHI | 106 | Gibson, K | LA |
| .303 | Dawson, A | CHI | 102 | Clark, W | SF |
| .302 | Galarraga, A | MON | 101 | Strawberry, D | NY |
| .300 | Perry, G | ATL | 101 | Van Slyke, A | PIT |
| .296 | Grace, M | CHI | 99 | Galarraga, A | MON |
| .296 | Larkin, B | CIN | 97 | Bonds, B | PIT |
| .293 | Law, V | CHI | 95 | Daniels, K | CIN |
| .292 | McGee, W | STL | 91 | Larkin, B | CIN |
| .291 | Daniels, K | CIN | 87 | Bonilla, B | PIT |

NATIONAL LEAGUE BATTING DEPARTMENTAL LEADERS (continued)

DOUBLES

| | | |
|----|--------------|-----|
| 42 | Galarraga, A | MON |
| 41 | Palmeiro, R | CHI |
| 40 | Sabo, C | CIN |
| 37 | Bream, S | PIT |
| 35 | Brooks, H | MON |
| 35 | Murphy, D | ATL |
| 32 | Larkin, B | CIN |
| 32 | Wallach, T | MON |
| 32 | Samuel, J | PHI |
| 32 | Bonilla, B | PIT |

WALKS

| | | |
|-----|---------------|-----|
| 100 | Clark, W | SF |
| 97 | Butler, B | SF |
| 87 | Daniels, K | CIN |
| 86 | Johnson, H | NY |
| 85 | Strawberry, D | NY |
| 85 | Bonilla, B | PIT |
| 80 | Kruk, J | SD |
| 79 | Brunansky, T | STL |
| 74 | Smith, O | STL |
| 74 | Murphy, D | ATL |

HOME RUNS

| | | |
|----|------------------|-----|
| 39 | Strawberry, D | NY |
| 30 | Davis, G | HOU |
| 29 | Clark, W | SF |
| 29 | Galarraga, A | MON |
| 27 | McReynolds, K | NY |
| 26 | Davis, E | CIN |
| 25 | Van Slyke, A | PIT |
| 25 | Gibson, K | LA |
| 24 | (5) players tied | |

HITS

| | | |
|-----|------------------|-----|
| 184 | Galarraga, A | MON |
| 179 | Dawson, A | CHI |
| 178 | Palmeiro, R | CHI |
| 175 | Sax, S | LA |
| 174 | Larkin, B | CIN |
| 169 | Van Slyke, A | PIT |
| 164 | Brooks, H | MON |
| 164 | Perry, G | ATL |
| 164 | McGee, W | STL |
| 163 | (4) players tied | |

TRIPLES

| | | |
|----|--------------|-----|
| 15 | Van Slyke, A | PIT |
| 10 | Coleman, V | STL |
| 9 | Young, G | HOU |
| 9 | Samuel, J | PHI |
| 9 | Butler, B | SF |
| 8 | Gant, R | ATL |
| 8 | Galarraga, A | MON |
| 8 | Webster, M | CHI |
| 8 | Dawson, A | CHI |
| 8 | Sandberg, R | CHI |

ON BASE PERCENTAGE

| | | |
|------|---------------|-----|
| .397 | Daniels, K | CIN |
| .393 | Butler, B | SF |
| .386 | Clark, W | SF |
| .377 | Gibson, K | LA |
| .373 | Gwynn, T | SD |
| .371 | Grace, M | CHI |
| .368 | Bonds, B | PIT |
| .366 | Bonilla, B | PIT |
| .366 | Strawberry, D | NY |
| .363 | Davis, E | CIN |

RUNS BATTED IN

| | | |
|-----|---------------|-----|
| 109 | Clark, W | SF |
| 101 | Strawberry, D | NY |
| 100 | Van Slyke, A | PIT |
| 100 | Bonilla, B | PIT |
| 99 | McReynolds, K | NY |
| 99 | Davis, G | HOU |
| 93 | Davis, E | CIN |
| 92 | Galarraga, A | MON |
| 90 | Brooks, H | MON |
| 82 | Marshall, M | LA |

TOTAL BASES

| | | |
|-----|---------------|-----|
| 329 | Galarraga, A | MON |
| 298 | Dawson, A | CHI |
| 297 | Van Slyke, A | PIT |
| 296 | Strawberry, D | NY |
| 292 | Clark, W | SF |
| 278 | Bonilla, B | PIT |
| 274 | McReynolds, K | NY |
| 268 | Davis, G | HOU |
| 264 | Bonds, B | PIT |
| 263 | Brooks, H | MON |

STOLEN BASES

| | | |
|----|------------|-----|
| 81 | Coleman, V | STL |
| 65 | Young, G | HOU |
| 57 | Smith, O | STL |
| 46 | Sabo, C | CIN |
| 46 | Nixon, O | MON |
| 43 | Butler, B | SF |
| 42 | Sax, S | LA |
| 41 | McGee, W | STL |
| 40 | Larkin, B | CIN |
| 35 | Davis, E | CIN |

SLUGGING PERCENTAGE

| | | |
|------|---------------|-----|
| .545 | Strawberry, D | NY |
| .540 | Galarraga, A | MON |
| .508 | Clark, W | SF |
| .506 | Van Slyke, A | PIT |
| .504 | Dawson, A | CHI |
| .496 | McReynolds, K | NY |
| .491 | Bonds, B | PIT |
| .486 | Davis, E | CIN |
| .483 | Gibson, K | LA |
| .478 | Davis, G | HOU |

MULTI-HIT GAMES

| | | |
|----|--------------|-----|
| 57 | Dawson, A | CHI |
| 53 | Gwynn, T | SD |
| 52 | Galarraga, A | MON |
| 50 | Sax, S | LA |
| 49 | McGee, W | STL |
| 48 | Bonds, B | PIT |
| 46 | Palmeiro, R | CHI |
| 46 | Larkin, B | CIN |
| 46 | Davis, G | HOU |
| 46 | Gibson, K | LA |

GRAND SLAMS

| | | |
|---|-------------------|----|
| 2 | McReynolds, K | NY |
| 1 | (19) players tied | |

EXTRA BASE HITS

| | | |
|----|---------------|-----|
| 79 | Galarraga, A | MON |
| 69 | Strawberry, D | NY |
| 66 | Clark, W | SF |
| 63 | Van Slyke, A | PIT |
| 63 | Bonilla, B | PIT |
| 63 | Dawson, A | CHI |
| 63 | Murphy, D | ATL |
| 59 | Bonds, B | PIT |
| 59 | McReynolds, K | NY |
| 57 | Brooks, H | MON |

HITTING STREAKS

| | | |
|----|---------------------------|-----|
| 24 | Shelby, J | LA |
| | May 14 to June 9 | |
| 21 | Larkin, B | CIN |
| | September 10 to October 2 | |
| 20 | Palmeiro, R | CHI |
| | July 18 to August 11 | |
| 19 | Brunansky, T | STL |
| | May 14 to June 3 | |
| 18 | (2) streaks tied | |

GAME WINNING RBI

| | | |
|----|------------------|-----|
| 21 | Davis, E | CIN |
| 19 | McReynolds, K | NY |
| 16 | Galarraga, A | MON |
| 16 | Van Slyke, A | PIT |
| 15 | Strawberry, D | NY |
| 14 | Mitchell, K | SF |
| 14 | Davis, G | HOU |
| 14 | Guerrero, P | STL |
| 13 | (3) players tied | |

NATIONAL LEAGUE PITCHING DEPARTMENTAL LEADERS

EARNED RUN AVERAGE

| | | |
|-------------|---------------------|-----------|
| 2.18 | Magrane, J | STL |
| 2.22 | Cone, D | NY |
| 2.26 | Hershiser, O | LA |
| 2.32 | Tudor, J | LA |
| 2.39 | Rijo, J | CIN |
| 2.44 | Perez, P | MON |
| 2.45 | Robinson, D | SF |
| 2.71 | Walk, B | PIT |
| 2.72 | Martinez, D | MON |
| 2.73 | Jackson, D | CIN |

SAVES

| | | |
|-----------|------------------|-----------|
| 39 | Franco, J | CIN |
| 34 | Gott, J | PIT |
| 32 | Worrell, T | STL |
| 28 | Davis, M | SD |
| 28 | Bedrosian, S | PHI |
| 27 | Smith, D | HOU |
| 26 | Myers, R | NY |
| 21 | Howell, J | LA |
| 18 | Burke, T | MON |
| 16 | McDowell, R | NY |

GAMES

| | | |
|----|------------------|-----|
| 76 | Murphy, R | CIN |
| 75 | Robinson, J | PIT |
| 75 | Agosto, J | HOU |
| 70 | Tekulve, K | PHI |
| 70 | Franco, J | CIN |
| 68 | Worrell, T | STL |
| 67 | Gott, J | PIT |
| 66 | Harris, G | PHI |
| 65 | Garrelts, S | SF |
| 64 | (2) players tied | |

WINNING PERCENTAGE

| | | | |
|-------------|---------------------|-----------|---------------|
| .870 | Cone, D | NY | (20-3) |
| .783 | Browning, T | CIN | (18-5) |
| .750 | Parrett, J | MON | (12-4) |
| .742 | Hershiser, O | LA | (23-8) |
| .742 | Jackson, D | CIN | (23-8) |
| .737 | Knepper, B | HOU | (14-5) |
| .692 | Maddux, G | CHI | (18-8) |
| .688 | Robinson, J | PIT | (11-5) |
| .682 | Drabek, D | PIT | (15-7) |
| .667 | (3) players tied | | |

WINS

| | | |
|-----------|---------------------|-----------|
| 23 | Hershiser, O | LA |
| 23 | Jackson, D | CIN |
| 20 | Cone, D | NY |
| 19 | Reuschel, R | SF |
| 18 | Maddux, G | CHI |
| 18 | Browning, T | CIN |
| 18 | Gooden, D | NY |
| 17 | Leary, T | LA |
| 17 | Darling, R | NY |
| 16 | (2) players tied | |

GAMES STARTED

| | | |
|----|------------------|-----|
| 36 | Browning, T | CIN |
| 36 | Reuschel, R | SF |
| 35 | Jackson, D | CIN |
| 34 | (9) players tied | |

INNINGS PITCHED

| | | |
|--------------|---------------------|-----------|
| 267.0 | Hershiser, O | LA |
| 260.2 | Jackson, D | CIN |
| 250.2 | Browning, T | CIN |
| 249.0 | Maddux, G | CHI |
| 249.0 | Mahler, R | ATL |
| 248.1 | Gooden, D | NY |
| 245.0 | Reuschel, R | SF |
| 240.2 | Darling, R | NY |
| 235.1 | Martinez, D | MON |
| 234.2 | Show, E | SD |

SHUTOUTS

| | | |
|----------|---------------------|-----------|
| 8 | Hershiser, O | LA |
| 6 | Leary, T | LA |
| 6 | Jackson, D | CIN |
| 5 | Scott, M | HOU |
| 5 | Ojeda, B | NY |
| 4 | Darling, R | NY |
| 4 | Cone, D | NY |
| 3 | (5) players tied | |

WINNING STREAKS

| | | |
|----|----------------------|-----|
| 10 | Agosto, J | HOU |
| | April 29 - August 22 | |
| 9 | Maddux, G | CHI |
| | May 22 - July 10 | |
| 8 | (4) streaks tied | |

COMPLETE GAMES

| | | |
|-----------|---------------------|-----------|
| 15 | Hershiser, O | LA |
| 15 | Jackson, D | CIN |
| 13 | Show, E | SD |
| 12 | Sutcliffe, R | CHI |
| 10 | Gooden, D | NY |
| 9 | Maddux, G | CHI |
| 9 | Leary, T | LA |
| 9 | Martinez, D | MON |
| 8 | Scott, M | HOU |
| 8 | Cone, D | NY |

STRIKEOUTS

| | | |
|------------|---------------------|-----------|
| 228 | Ryan, N | HOU |
| 213 | Cone, D | NY |
| 208 | DeLeon, J | STL |
| 190 | Scott, M | HOU |
| 189 | Fernandez, S | NY |
| 180 | Leary, T | LA |
| 178 | Hershiser, O | LA |
| 175 | Gooden, D | NY |
| 162 | Gross, K | PHI |
| 161 | (2) players tied | |

HERSHISER'S 59-INNING SCORELESS-INNING STREAK

| Date | Opponent / Site | Inn. | H | R | ER | BB | SO | Score |
|----------|----------------------|------|----|---|----|----|----|--------|
| Aug. 30 | Montreal (road) | 9 | 6 | 2 | 2 | 2 | 9 | 4-2 * |
| Sept. 5 | Atlanta (road) | 9 | 4 | 0 | 0 | 1 | 8 | 3-0 |
| Sept. 10 | Cincinnati (home) | 9 | 7 | 0 | 0 | 3 | 8 | 5-0 |
| Sept. 14 | Atlanta (home) | 9 | 6 | 0 | 0 | 2 | 8 | 1-0 |
| Sept. 19 | Houston (road) | 9 | 4 | 0 | 0 | 0 | 5 | 1-0 |
| Sept. 23 | San Francisco (road) | 9 | 5 | 0 | 0 | 2 | 2 | 3-0 |
| Sept. 28 | San Diego (road) | 10 | 4 | 0 | 0 | 1 | 3 | 1-2 ** |
| Totals | | 59 * | 30 | 0 | 0 | 9 | 34 | |

* Streak began with 4 scoreless innings in a 4-2 win over Montreal Aug. 30.

** Dodgers lost game in 16 innings.

1988 HOME RUNS - N.L. - BY PARKS

| | HR | H-R | All H-R | Chi H-R | Cin H-R | Hst H-R | Mon H-R | NY H-R | Phi H-R | Pit H-R | StL H-R | SD H-R | SF H-R |
|----------|----|-------|------------|------------|------------|------------|------------|-----------|------------|------------|------------|-----------|-----------|
| Gibson | 25 | 14-11 | 0-2 | 0-3 | 2-1 | 4-1 | 1-1 | 0-1 | 1-0 | 2-0 | 2-2 | 2-0 | 0-0 |
| Marshall | 20 | 9-11 | 0-1 | 0-1 | 0-2 | 1-2 | 2-0 | 0-0 | 1-0 | 2-1 | 1-3 | 2-0 | 0-1 |
| Shelby | 10 | 5-5 | 0-1 | 0-0 | 0-0 | 1-1 | 0-1 | 1-1 | 1-0 | 0-0 | 0-0 | 2-1 | 0-0 |
| Stubbs | 8 | 3-5 | 0-0 | 0-1 | 0-1 | 0-1 | 0-1 | 0-0 | 0-0 | 0-0 | 1-0 | 1-1 | 1-0 |
| Dempsey | 7 | 3-4 | 0-1 | 0-0 | 1-1 | 0-1 | 0-0 | 0-0 | 0-0 | 0-0 | 0-0 | 2-0 | 0-1 |
| Hamilton | 6 | 4-2 | 0-0 | 0-0 | 1-0 | 0-0 | 0-0 | 0-0 | 0-1 | 0-0 | 0-0 | 3-0 | 0-1 |
| Guerrero | 5 | 3-2 | 0-1 | 0-0 | 1-0 | 0-0 | 0-0 | 0-0 | 1-0 | 0-0 | 0-0 | 0-1 | 1-0 |
| Sax | 5 | 2-3 | 0-0 | 0-1 | 0-0 | 0-0 | 0-0 | 0-0 | 0-2 | 1-0 | 0-0 | 0-0 | 1-0 |
| Scioscia | 3 | 1-2 | 1-0 | 0-0 | 0-0 | 0-1 | 0-0 | 0-0 | 0-1 | 0-0 | 0-0 | 0-0 | 0-0 |
| Woodson | 3 | 2-1 | 0-0 | 0-0 | 1-0 | 0-0 | 1-0 | 0-0 | 0-0 | 0-0 | 0-0 | 0-1 | 0-0 |
| Anderson | 2 | 1-1 | 0-0 | 0-0 | 0-0 | 0-0 | 1-0 | 0-0 | 0-1 | 0-0 | 0-0 | 0-0 | 0-0 |
| Davis | 2 | 1-1 | 0-0 | 0-1 | 0-0 | 0-0 | 0-0 | 0-0 | 0-0 | 0-0 | 0-0 | 1-0 | 0-0 |
| Belcher | 1 | 1-0 | 0-0 | 0-0 | 1-0 | 0-0 | 0-0 | 0-0 | 0-0 | 0-0 | 0-0 | 0-0 | 0-0 |
| Griffin | 1 | 0-1 | 0-0 | 0-0 | 0-0 | 0-0 | 0-1 | 0-0 | 0-0 | 0-0 | 0-0 | 0-0 | 0-0 |
| Hatcher | 1 | 0-1 | 0-0 | 0-0 | 0-0 | 0-0 | 0-0 | 0-0 | 0-0 | 0-0 | 0-0 | 0-0 | 0-1 |
| Totals | 99 | 49-50 | 1-6 | 0-7 | 7-5 | 6-7 | 5-4 | 1-2 | 4-5 | 5-1 | 4-5 | 13-4 | 3-4 |

HOME RUNS vs. DODGERS - 1988

| Atlanta (6) | at LA | All |
|-------------|-------|-----|
| Blauser | 0 | 1 |
| Gant | 1 | 0 |
| Garcia | 1 | 0 |
| Murphy | 0 | 2 |
| Virgil | 1 | 0 |
| Totals | 3 | 3 |

| Chicago (2) | at LA | Chi |
|-------------|-------|-----|
| Davis | 1 | 0 |
| Grace | 1 | 0 |
| Totals | 2 | 0 |

| Cincinnati (18) | at LA | Cin |
|-----------------|-------|-----|
| Daniels | 1 | 3 |
| Davis | 1 | 1 |
| Diaz | 0 | 1 |
| Griffey | 0 | 1 |
| Larkin | 0 | 3 |
| O'Neil | 1 | 4 |
| Sabo | 0 | 1 |
| Treadway | 0 | 1 |
| Totals | 3 | 15 |

| Houston (7) | at LA | Hou |
|-------------|-------|-----|
| Ashby | 1 | 0 |
| Bass | 0 | 1 |
| Caminiti | 1 | 0 |
| Davis | 1 | 0 |
| Doran | 0 | 1 |
| Trevino | 2 | 0 |
| Totals | 5 | 2 |

| Montreal (3) | at LA | Mon |
|--------------|-------|-----|
| Galarraga | 1 | 1 |
| Wallach | 1 | 0 |
| Totals | 2 | 1 |

| New York (10) | at LA | NY |
|---------------|-------|----|
| Elster | 0 | 3 |
| Hernandez | 1 | 0 |
| Jefferies | 0 | 1 |
| Johnson | 1 | 0 |
| McReynolds | 1 | 1 |

| | | |
|------------|---|---|
| Strawberry | 1 | 0 |
| Wilson | 0 | 1 |
| Totals | 4 | 6 |

| Philadelphia (7) | at LA | Phi |
|------------------|-------|-----|
| Bradley | 0 | 2 |
| James | 0 | 1 |
| Jones | 0 | 2 |
| Samuel | 1 | 0 |
| Thompson | 0 | 1 |
| Totals | 1 | 6 |

| Pittsburgh (10) | at LA | Pit. |
|-----------------|-------|------|
| Bonds | 1 | 2 |
| Bonilla | 1 | 1 |
| Lavalliere | 1 | 0 |
| Van Slyke | 3 | 1 |
| Totals | 6 | 4 |

| St. Louis (5) | at LA | StL |
|---------------|-------|-----|
| Alicea | 0 | 1 |
| Brunansky | 2 | 0 |
| Horner | 1 | 0 |
| Pendleton | 1 | 0 |
| Totals | 4 | 1 |

| San Diego (7) | at LA | SD |
|---------------|-------|----|
| Kruk | 0 | 1 |
| Martinez | 2 | 0 |
| Parent | 0 | 1 |
| Ready | 1 | 1 |
| Santiago | 1 | 0 |
| Totals | 4 | 3 |

| San Francisco (9) | at LA | SF |
|-------------------|-------|----|
| Butler | 1 | 0 |
| Clark | 0 | 1 |
| Maldonado | 1 | 0 |
| Melvin | 0 | 1 |
| Mitchell | 1 | 2 |
| Speier | 0 | 1 |
| Williams | 1 | 0 |
| Totals | 4 | 5 |

10:15

HISTORY & RECORDS

| | | | | | | | | | | | | | |
|---------|----|----|----|----|----|----|----|---------|---|----|--|--|----|
| GIANTS | 7 | 23 | 24 | 30 | 6 | 12 | 14 | | | | | | |
| | LF | RF | CF | 1B | 2B | 3B | SS | | | | | | |
| DODGERS | 3 | 19 | 6 | 12 | 25 | 25 | 8 | | | | | | |
| | CF | 3B | 1B | LF | 2B | RF | C | | | | | | |
| | 1 | 2 | 3 | 4 | 5 | 6 | 7 | 8 | 9 | 10 | | | |
| GIANTS | 0 | 0 | 0 | 0 | 0 | 0 | 0 | 0 | 0 | | | | |
| DODGERS | 0 | 1 | 0 | 0 | 0 | 3 | 0 | 4 | | | | | |
| | | | | | | 20 | | 3 | | 2 | | | 12 |
| | | | | | | | | UMPIRES | | | | | |



DODGERS NATIONAL LEAGUE RECORD 1890-1988

| Year | Position | Won | Lost | Margin | Manager | Pennant Winner |
|------|-------------|-----|------|--------|---------------------------------|----------------|
| 1890 | First | 86 | 43 | 6 1/2 | William McGunnigle | Bklyn. |
| 1891 | Sixth | 61 | 76 | 25 1/2 | John Montgomery Ward | Bos. |
| 1892 | Third | 95 | 59 | 8 | John Montgomery Ward | Bos. |
| 1893 | Sixth** | 65 | 63 | 20 1/2 | Dave Foutz | Bos. |
| 1894 | Fifth | 70 | 61 | 17 1/2 | Dave Foutz | Bit. |
| 1895 | Fifth** | 71 | 60 | 16 1/2 | Dave Foutz | Bit. |
| 1896 | Ninth** | 58 | 73 | 33 | Dave Foutz | Bit. |
| 1897 | Sixth** | 61 | 71 | 30 | William Barnie | Bos. |
| 1898 | Tenth | 54 | 91 | 40 | Barnie-Mike Griffin C.H. Ebbets | Bos. |
| 1899 | First | 88 | 42 | 8 | Ned Hanlon | Bklyn. |
| 1900 | First | 82 | 54 | 4 1/2 | Ned Hanlon | Bklyn. |
| 1901 | Third | 79 | 57 | 9 1/2 | Ned Hanlon | Pitts. |
| 1902 | Second | 75 | 63 | 27 1/2 | Ned Hanlon | Pitts. |
| 1903 | Fifth | 70 | 68 | 19 | Ned Hanlon | Pitts. |
| 1904 | Sixth | 56 | 97 | 50 | Ned Hanlon | N.Y. |
| 1905 | Eighth | 48 | 104 | 56 1/2 | Ned Hanlon | N.Y.-WC |
| 1906 | Fifth | 66 | 86 | 50 | Patsy Donovan | Chi. |
| 1907 | Fifth | 65 | 83 | 40 | Patsy Donovan | Chi.-WC |
| 1908 | Seventh | 53 | 101 | 46 | Patsy Donovan | Chi.-WC |
| 1909 | Sixth | 55 | 98 | 55 1/2 | Harry Lumley | Pitt-WC |
| 1910 | Sixth | 64 | 90 | 40 | Bill Dahlen | Chi. |
| 1911 | Seventh | 64 | 86 | 33 1/2 | Bill Dahlen | N.Y. |
| 1912 | Seventh | 58 | 95 | 46 | Bill Dahlen | N.Y. |
| 1913 | Sixth | 65 | 84 | 34 1/2 | Bill Dahlen | N.Y. |
| 1914 | Fifth | 75 | 79 | 19 1/2 | Wilbert Robinson | Bos.-WC |
| 1915 | Third | 80 | 72 | 10 | Wilbert Robinson | Phila. |
| 1916 | First | 94 | 60 | 2 1/2 | Wilbert Robinson | Bklyn. |
| 1917 | Seventh | 70 | 81 | 26 1/2 | Wilbert Robinson | N.Y. |
| 1918 | Fifth | 57 | 69 | 25 1/2 | Wilbert Robinson | Chi. |
| 1919 | Fifth | 69 | 71 | 27 | Wilbert Robinson | Cinn.-WC |
| 1920 | First | 93 | 61 | 7 | Wilbert Robinson | Bklyn. |
| 1921 | Fifth | 77 | 75 | 16 1/2 | Wilbert Robinson | N.Y.-WC |
| 1922 | Sixth | 76 | 78 | 17 | Wilbert Robinson | N.Y.-WC |
| 1923 | Sixth | 76 | 78 | 19 1/2 | Wilbert Robinson | N.Y. |
| 1924 | Second | 92 | 62 | 1 1/2 | Wilbert Robinson | N.Y. |
| 1925 | Sixth** | 68 | 85 | 27 | Wilbert Robinson | Pitt-WC |
| 1926 | Sixth | 71 | 82 | 17 1/2 | Wilbert Robinson | St. L-WC |
| 1927 | Sixth | 65 | 88 | 28 1/2 | Wilbert Robinson | Pitt. |
| 1928 | Sixth | 77 | 76 | 17 1/2 | Wilbert Robinson | St. L |
| 1929 | Sixth | 70 | 83 | 28 1/2 | Wilbert Robinson | Chi. |
| 1930 | Fourth | 86 | 68 | 6 | Wilbert Robinson | St. L |
| 1931 | Fourth | 79 | 73 | 21 | Wilbert Robinson | St. L-WC |
| 1932 | Third | 81 | 73 | 9 | Max Carey | Chi. |
| 1933 | Sixth | 65 | 88 | 26 1/2 | Max Carey | N.Y.-WC |
| 1934 | Sixth | 71 | 81 | 23 1/2 | Casey Stengel | St. L-WC |
| 1935 | Fifth | 70 | 83 | 29 1/2 | Casey Stengel | Chi. |
| 1936 | Seventh | 67 | 87 | 25 | Casey Stengel | N.Y. |
| 1937 | Sixth | 62 | 91 | 33 1/2 | Burleigh Grimes | N.Y. |
| 1938 | Seventh | 69 | 80 | 18 1/2 | Burleigh Grimes | Chi. |
| 1939 | Third | 84 | 69 | 12 1/2 | Leo Durocher | Cinn. |
| 1940 | Second | 88 | 65 | 12 | Leo Durocher | Cinn.-WC |
| 1941 | First | 100 | 54 | 2 1/2 | Leo Durocher | Bklyn. |
| 1942 | Second | 104 | 50 | 2 | Leo Durocher | St. L-WC |
| 1943 | Third | 81 | 72 | 23 1/2 | Leo Durocher | St. L |
| 1944 | Seventh | 63 | 91 | 42 | Leo Durocher | St. L-WC |
| 1945 | Third | 87 | 67 | 11 | Leo Durocher | Chi. |
| 1946 | Second+ | 96 | 60 | 2 | Leo Durocher | St. L-WC |
| 1947 | First | 94 | 60 | 5 | Burt Shotton Clyde Sukeforth | Bklyn. |
| 1948 | Third | 84 | 70 | 7 1/2 | Durocher - Shotton | Bos. |
| 1949 | First | 97 | 57 | 1 | Burt Shotton | Bklyn. |
| 1950 | Second | 89 | 65 | 2 | Burt Shotton | Phila. |
| 1951 | Second+ | 97 | 60 | 1 | Charlie Dressen | N.Y. |
| 1952 | First | 96 | 57 | 4 1/2 | Charlie Dressen | Bklyn. |
| 1953 | First | 105 | 49 | 13 | Charlie Dressen | Bklyn. |
| 1954 | Second | 92 | 62 | 5 | Walter Alston | N.Y.-WC |
| 1955 | First | 98 | 55 | 13 1/2 | Walter Alston | Bklyn.-WC |
| 1956 | First | 93 | 61 | 1 | Walter Alston | Bklyn. |
| 1957 | Third | 84 | 70 | 11 | Walter Alston | Mil.-WC |
| 1958 | Seventh | 71 | 83 | 21 | Walter Alston | Mil. |
| 1959 | First++ | 88 | 68 | 2 | Walter Alston | L.A.-WC |
| 1960 | Fourth | 82 | 72 | 13 | Walter Alston | Pitt-WC |
| 1961 | Second | 89 | 65 | 4 | Walter Alston | Cinn. |
| 1962 | Second+ | 102 | 63 | 1 | Walter Alston | S.F. |
| 1963 | First | 99 | 63 | 6 | Walter Alston | L.A.-WC |
| 1964 | Sixth** | 80 | 82 | 13 | Walter Alston | St. L-WC |
| 1965 | First | 97 | 65 | 2 | Walter Alston | L.A.-WC |
| 1966 | First | 95 | 67 | 1 1/2 | Walter Alston | L.A. |
| 1967 | Eighth | 73 | 89 | 28 1/2 | Walter Alston | St. L-WC |
| 1968 | Seventh** | 76 | 86 | 21 | Walter Alston | St. L |
| 1969 | Fourth (WD) | 85 | 77 | 8 | Walter Alston | N.Y.-WC |

| Year | Position | Won | Lost | Margin | Manager | Pennant Winner |
|------|---------------|-----|------|--------|---------------|----------------|
| 1970 | Second (WD) | 87 | 74 | 14 1/2 | Walter Alston | Cinn. |
| 1971 | Second (WD) | 89 | 73 | 1 | Walter Alston | Pitt.-WC |
| 1972 | Third (WD) | 85 | 70 | 10 1/2 | Walter Alston | Cinn. |
| 1973 | Second (WD) | 95 | 66 | 3 1/2 | Walter Alston | N.Y. |
| 1974 | First (WD) | 102 | 60 | 4 | Walter Alston | L.A. |
| 1975 | Second (WD) | 88 | 74 | 20 | Walter Alston | Cinn.-WC |
| 1976 | Second (WD) | 92 | 70 | 10 | Walter Alston | Cinn.-WC |
| 1977 | First (WD) | 98 | 64 | 10 | Tommy Lasorda | L.A. |
| 1978 | First (WD) | 95 | 67 | 2 1/2 | Tommy Lasorda | L.A. |
| 1979 | Third (WD) | 79 | 83 | 11 1/2 | Tommy Lasorda | Pitt.-WC |
| 1980 | Second (WD)+ | 92 | 71 | 1 | Tommy Lasorda | Phil.-WC |
| 1981 | First (WD)x | 36 | 21 | 1/2 | Tommy Lasorda | L.A.-WC |
| | Fourth (WD)xx | 27 | 26 | 6 | | |
| 1982 | Second (WD) | 88 | 74 | 1 | Tommy Lasorda | St. L.-WC |
| 1983 | First (WD) | 91 | 71 | 2 | Tommy Lasorda | Phil. |
| 1984 | Fourth (WD) | 79 | 83 | 13 | Tommy Lasorda | S.D. |
| 1985 | First (WD) | 95 | 67 | 5 1/2 | Tommy Lasorda | St. L. |
| 1986 | Fifth (WD) | 73 | 89 | 23 | Tommy Lasorda | N.Y.-WC |
| 1987 | Fourth (WD) | 73 | 89 | 17 | Tommy Lasorda | St. L. |
| 1988 | First (WD) | 94 | 67 | 7 | Tommy Lasorda | L.A.-WC |

Finishes from 1900: First - 21, Second - 17, Third - 10, Fourth - 6, Fifth - 9, Sixth - 15, Seventh - 9, Eighth - 2, First Division - 50, Second Division - 38

** Tied +Tied for first at end of regular season but lost playoffs. ++Won playoff and World Championship WC -World Champions x First Half xx Second Half

LOS ANGELES DODGERS WON-LOST BREAKDOWN 1958-1988

| | 1958 | 1959 | 1960 | 1961 | 1962 | 1963 | 1964 | 1965 |
|----------------------|-------|-------|-------|-------|-------|-------|-------|-------|
| At Home | 39-38 | 46-32 | 42-35 | 45-32 | 54-26 | 50-31 | 41-40 | 50-31 |
| Away | 32-45 | 42-36 | 40-37 | 44-33 | 48-34 | 49-32 | 39-42 | 47-34 |
| Day Games | 28-42 | 29-28 | 30-22 | 28-21 | 37-22 | 32-24 | 28-27 | 32-24 |
| Night Games | 43-41 | 59-40 | 52-50 | 61-44 | 65-41 | 67-39 | 52-55 | 65-41 |
| vs Right-Handers | 61-74 | 72-56 | 70-58 | 71-47 | 64-44 | 77-44 | 56-53 | 62-36 |
| vs Left-Handers | 10-9 | 16-12 | 12-14 | 18-18 | 38-19 | 22-19 | 24-29 | 35-29 |
| One-Run Decisions | 19-19 | 33-22 | 20-27 | 33-15 | 23-18 | 33-18 | 24-31 | 32-28 |
| Extra-Innings Games | 8-3 | 9-8 | 10-11 | 13-4 | 8-5 | 9-6 | 4-7 | 9-10 |
| Shutouts | 7-3 | 14-6 | 13-13 | 10-8 | 8-9 | 24-8 | 19-11 | 23-6 |
| In April | 5-9 | 11-6 | 8-7 | 10-8 | 13-8 | 10-11 | 6-10 | 10-5 |
| May | 11-17 | 14-17 | 12-14 | 17-11 | 21-7 | 17-9 | 15-13 | 19-12 |
| June | 15-13 | 18-12 | 13-14 | 16-12 | 17-14 | 16-12 | 13-15 | 17-14 |
| July | 13-14 | 15-12 | 19-7 | 19-7 | 20-6 | 21-10 | 16-12 | 15-13 |
| August | 17-14 | 14-12 | 15-15 | 16-12 | 17-12 | 16-12 | 13-16 | 14-13 |
| Sept.-Oct. | 10-16 | 16-9 | 15-15 | 16-12 | 14-16 | 19-9 | 17-16 | 22-8 |
| Before All-Star Game | 33-42 | 47-37 | 41-38 | 49-35 | 58-31 | 50-33 | 38-39 | 51-38 |
| After All-Star Game | 38-41 | 41-31 | 41-34 | 40-30 | 44-32 | 49-30 | 42-43 | 46-27 |
| | 1966 | 1967 | 1968 | 1969 | 1970 | 1971 | 1972 | 1973 |
| At Home | 53-28 | 42-39 | 41-40 | 50-31 | 39-42 | 42-39 | 41-34 | 50-31 |
| Away | 42-39 | 31-50 | 35-46 | 35-46 | 48-32 | 47-34 | 44-36 | 45-35 |
| Day Games | 32-21 | 20-29 | 25-24 | 21-22 | 26-19 | 22-23 | 19-23 | 26-18 |
| Night Games | 63-46 | 53-60 | 51-62 | 64-55 | 61-55 | 67-50 | 66-47 | 69-48 |
| vs Right-Handers | 63-41 | 52-56 | 55-56 | 56-56 | 60-50 | 60-46 | 59-46 | 65-40 |
| vs Left-Handers | 32-26 | 21-33 | 21-30 | 29-21 | 27-24 | 29-27 | 26-24 | 30-26 |
| One-Run Decisions | 34-19 | 23-26 | 35-33 | 25-26 | 22-24 | 28-18 | 25-27 | 30-23 |
| Extra-Innings Games | 11-5 | 10-17 | 9-4 | 4-10 | 10-6 | 5-5 | 9-8 | 15-7 |
| Shutouts | 20-17 | 17-15 | 23-23 | 20-14 | 17-11 | 18-10 | 23-12 | 15-9 |
| In April | 11-7 | 6-10 | 9-9 | 14-7 | 10-10 | 13-11 | 11-4 | 11-11 |
| May | 16-11 | 13-14 | 14-16 | 13-11 | 18-10 | 13-13 | 15-12 | 19-8 |
| June | 14-14 | 18-16 | 17-13 | 17-11 | 15-12 | 17-11 | 10-16 | 21-8 |
| July | 18-10 | 9-15 | 7-20 | 12-17 | 16-10 | 13-16 | 13-14 | 15-13 |
| August | 15-15 | 14-16 | 11-19 | 16-12 | 13-16 | 15-13 | 17-11 | 17-12 |
| Sept.-Oct. | 21-10 | 13-18 | 18-9 | 11-19 | 15-16 | 18-9 | 19-13 | 12-14 |
| Before All-Star Game | 47-36 | 34-47 | 41-44 | 53-41 | 51-35 | 49-41 | 47-42 | 63-37 |
| After All-Star Game | 48-31 | 39-42 | 35-42 | 32-36 | 36-39 | 40-32 | 38-28 | 32-29 |

DODGER STADIUM HOME RUN EXPLOSIONS

The Los Angeles Dodgers hit seven home runs in a game against Cincinnati on May 25, 1979 to establish a new mark for two teams at Dodger Stadium. A total of eight home runs were hit in the game to establish a new mark for two teams at Dodger Stadium. The Dodgers to hit the seven home runs were: Dusty Baker, Rick Sutcliffe, Steve Garvey, Gary Thomasson, Joe Ferguson, Derrel Thomas and Davey Lopes.

| | 1974 | 1975 | 1976 | 1977 | 1978 | 1979 | 1980 | 1981 |
|-----------------------|-------|-------|-------|-------|-------|-------|-------|-------|
| At Home | 52-29 | 49-32 | 49-32 | 51-30 | 54-27 | 46-35 | 55-27 | 33-23 |
| Away | 50-31 | 39-42 | 43-38 | 47-34 | 41-40 | 33-48 | 37-44 | 30-24 |
| Day Games | 32-14 | 22-23 | 26-23 | 26-20 | 27-24 | 23-27 | 27-22 | 18-13 |
| Night Games | 70-46 | 66-51 | 66-47 | 72-44 | 68-43 | 56-56 | 65-49 | 45-34 |
| vs Right-Handers | 76-44 | 64-55 | 61-55 | 72-48 | 65-47 | 51-63 | 77-66 | 55-33 |
| vs Left-Handers | 26-16 | 24-19 | 31-15 | 26-16 | 30-20 | 28-20 | 15-5 | 8-14 |
| One-Run Decisions | 29-23 | 29-32 | 37-25 | 32-31 | 28-28 | 24-26 | 31-33 | 16-21 |
| Extra-Inning Games | 11-7 | 8-10 | 8-10 | 9-11 | 3-5 | 9-7 | 10-9 | 8-7 |
| Shutouts | 19-7 | 18-7 | 17-14 | 13-7 | 16-8 | 6-9 | 19-4 | 19-5 |
| In April | 17-6 | 15-8 | 10-9 | 17-3 | 13-7 | 10-14 | 13-7 | 14-5 |
| May | 19-8 | 15-12 | 18-10 | 16-12 | 14-13 | 16-12 | 15-11 | 19-10 |
| June | 16-10 | 13-16 | 14-15 | 17-11 | 17-12 | 7-20 | 14-14 | 3-6 |
| July | 16-13 | 12-16 | 13-12 | 16-13 | 17-12 | 12-15 | 13-14 | — |
| August | 15-12 | 17-12 | 19-10 | 14-15 | 18-10 | 17-11 | 18-11 | 12-9 |
| Sept.-Oct. | 19-11 | 19-10 | 18-14 | 17-11 | 16-13 | 17-11 | 19-14 | 15-17 |
| Before All-Star Games | 63-34 | 49-42 | 47-39 | 59-33 | 50-36 | 36-57 | 46-34 | 36-21 |
| After All-Star Game | 39-26 | 39-32 | 45-31 | 39-31 | 45-31 | 43-26 | 46-37 | 27-26 |
| | 1982 | 1983 | 1984 | 1985 | 1986 | 1987 | 1988 | |
| At Home | 43-38 | 48-32 | 40-41 | 48-33 | 46-35 | 40-41 | 45-36 | |
| Away | 45-36 | 43-39 | 39-42 | 47-34 | 27-54 | 33-48 | 49-31 | |
| Day Games | 23-18 | 20-26 | 25-27 | 28-24 | 24-27 | 24-27 | 29-19 | |
| Night Games | 65-56 | 71-45 | 54-56 | 67-43 | 49-62 | 49-62 | 65-48 | |
| vs Right-Handers | 75-67 | 82-50 | 57-51 | 65-49 | 44-58 | 52-55 | 68-40 | |
| vs Left-Handers | 13-7 | 9-21 | 22-32 | 30-18 | 29-31 | 21-34 | 26-27 | |
| One-Run Decisions | 31-27 | 30-21 | 34-26 | 28-20 | 28-38 | 19-32 | 28-28 | |
| Extra-Inning Games | 11-12 | 8-6 | 10-9 | 8-11 | 7-12 | 9-13 | 7-7 | |
| Shutouts | 16-6 | 12-7 | 16-15 | 21-6 | 14-14 | 8-16 | 24-10 | |
| In April | 10-11 | 14-6 | 17-8 | 11-10 | 10-13 | 12-11 | 13-7 | |
| May | 15-13 | 18-8 | 11-15 | 12-14 | 13-13 | 11-15 | 14-13 | |
| June | 16-13 | 14-14 | 13-16 | 15-10 | 11-16 | 13-14 | 17-11 | |
| July | 14-12 | 11-17 | 11-16 | 20-7 | 15-10 | 10-16 | 16-12 | |
| August | 19-10 | 20-10 | 11-17 | 16-11 | 13-16 | 10-19 | 17-12 | |
| Sept.-Oct. | 14-15 | 14-16 | 16-11 | 21-15 | 11-12 | 17-14 | 17-12 | |
| Before All-Star Game | 46-42 | 47-31 | 45-43 | 48-37 | 40-48 | 39-49 | 48-36 | |
| After All-Star Game | 42-32 | 44-40 | 34-40 | 47-30 | 33-41 | 34-40 | 46-31 | |

DODGER INDIVIDUAL RECORDS (since 1900)

| Record / Batting | | Player | Year |
|-------------------------------------------------------|-------|-------------------|--------------|
| Highest Batting Average | .393 | Babe Herman | 1930 |
| Highest Slugging Percentage | .678 | Babe Herman | 1930 |
| Most Games | **165 | Maury Wills | 1962 |
| Most Games (<i>Brooklyn</i>) | 158 | Carl Furillo | 1951 |
| | | Gil Hodges | 1951 |
| Most At Bats | 695 | Maury Wills | 1962 |
| Most At Bats (<i>Brooklyn</i>) | 667 | Carl Furillo | 1951 |
| Most Runs | 143 | Babe Herman | 1930 |
| Most Hits | 241 | Babe Herman | 1930 |
| Most Singles | 179 | Willie Keeler | 1900 |
| | | Maury Wills | 1962 |
| Most Doubles | 52 | John Frederick | 1929 |
| Most Triples | 22 | Henry Myers | 1920 |
| Most Home Runs (<i>Left-Handed Batter</i>) | 43 | Duke Snider | 1956 |
| Most Home Runs (<i>Right-Handed Batter</i>) | 42 | Gil Hodges | 1954 |
| Most Home Runs At Home | 25 | Gil Hodges | 1954 |
| | | Duke Snider | 1956 |
| Most Home Runs On Road | 24 | Gil Hodges | 1951 |
| Most Home Runs One Month | 15 | Duke Snider | August, 1953 |
| | | Pedro Guerrero | June, 1985 |
| Most Extra Base Hits | 94 | Babe Herman | 1930 |
| Most Total Bases | 416 | Babe Herman | 1930 |
| Most Runs Batted In | 153 | Tommy Davis | 1962 |
| Most Runs Batted In (<i>Brooklyn</i>) | 142 | Roy Campanella | 1953 |
| Most Bases On Balls | *148 | Eddie Stanky | 1945 |
| Most Strikeouts | 149 | Bill Grabarkewitz | 1970 |
| Most Strikeouts (<i>Brooklyn</i>) | 115 | Dolph Camilli | 1941 |
| Fewest Strikeouts (<i>150 games</i>) | 15 | Jim Johnston | 1923 |
| Most Hit By Pitch | 16 | Lou Johnson | 1965 |
| Most Hit By Pitch (<i>Brooklyn</i>) | 14 | Jackie Robinson | 1952 |
| Most Sacrifices (<i>including sacrifice flies</i>) | 39 | Jake Daubert | 1915 |
| Most Sacrifice Hits | 32 | Jim Casey | 1907 |
| Most Sacrifice Flies | **19 | Gil Hodges | 1954 |
| Most Stolen Bases | 104 | Maury Wills | 1962 |
| Most Stolen Bases (<i>Brooklyn</i>) | 67 | Jimmy Sheppard | 1903 |
| Most Pinch Hits | 15 | Manny Mota | 1974 & 1979 |
| | | Ed Goodson | 1976 |
| Most Grounded into Double Plays | 27 | Carl Furillo | 1956 |
| Fewest Grounded into Double Plays | 1 | John Roseboro | 1961 |
| | 3 | Willie Davis | 1968 |
| | 3 | Davey Lopes | 1977 |
| Fewest Grounded into Double Plays (<i>Brooklyn</i>) | 0 | Pete Reiser | 1942 |

| Record / Pitching | | Player | Year |
|------------------------------------------------|--------------|------------------|-------------|
| Most Victories (<i>Right-Handed Pitcher</i>) | 29 | Joe McGinnity | 1900 |
| Most Victories (<i>Left-Handed Pitcher</i>) | *27 | Sandy Koufax | 1966 |
| Highest Percentage | 933 (14-1) | Phil Regan | 1966 |
| Highest Percentage (<i>Brooklyn</i>) | .889 (16-2) | Fred Fitzsimmons | 1940 |
| Highest Pct., 20-Game Winner | *.880 (22-3) | Preacher Roe | 1951 |
| Lowest Earned Run Average | 1.58 | Rube Marquard | 1916 |
| Most Games Lost | 27 | George Bell | 1910 |
| Most Games | **106 | Mike Marshall | 1974 |
| Most Games (<i>Brooklyn</i>) | 62 | Clem Labine | 1956 |
| Most Games Started | 42 | Don Drysdale | 1963 & 1965 |
| Most Games Started (<i>Brooklyn</i>) | 41 | Oscar Jones | 1904 |
| Most Complete Games | 38 | Oscar Jones | 1904 |
| Most Games Finished | **83 | Mike Marshall | 1974 |
| Most Games Finished (<i>Brooklyn</i>) | 47 | Clem Labine | 1956 |
| Most Innings Pitched | 378 | Oscar Jones | 1904 |
| Most Strikeouts | **382 | Sandy Koufax | 1965 |
| Most Strikeouts (<i>Brooklyn</i>) | 262 | Dazzy Vance | 1924 |
| Most Bases On Balls | 151 | Bill Donovan | 1901 |
| Most Hit Batsmen | **41 | Joe McGinnity | 1900 |
| Most Wild Pitches | 17 | Sandy Koufax | 1958 |
| Most Wild Pitches (<i>Brooklyn</i>) | 15 | Lawrence Cheney | 1916 |
| Most Runs | 188 | Harry McIntyre | 1905 |
| Most Earned Runs | 138 | Burleigh Grimes | 1925 |
| Most Hits | 364 | Joe McGinnity | 1900 |
| Most Home Runs | 38 | Don Sutton | 1970 |
| Most Home Runs (<i>Brooklyn</i>) | 35 | Don Newcombe | 1955 |
| Most Shutouts (<i>Left-Handed Pitcher</i>) | 11 | Sandy Koufax | 1963 |
| Most Shutouts (<i>Right-Handed Pitcher</i>) | 9 | Don Sutton | 1972 |
| Most Shutouts (<i>Brooklyn</i>) | 7 | Burleigh Grimes | 1918 |
| | | J. Whitlow Wyatt | 1941 |

*National League Record **Major League Record

LOS ANGELES INDIVIDUAL RECORDS 1958-1988

| Record / Batting one season | | Player | Year |
|---------------------------------------------------------|-------|-------------------|------------|
| Highest Batting Average | .346 | Tommy Davis | 1962 |
| Highest Batting Average (<i>Left-Handed Batter</i>) | .328 | Wally Moon | 1961 |
| Highest Slugging Average | .577 | Pedro Guerrero | 1985 |
| Highest Slugging Average (<i>Left-Handed Batter</i>) | .615 | Reggie Smith | 1977 |
| Highest Slugging Average (<i>Right-Handed Batter</i>) | .577 | Pedro Guerrero | 1985 |
| Most Games | **165 | Maury Wills | 1962 |
| Most At Bats | 695 | Maury Wills | 1962 |
| Most Runs | 130 | Maury Wills | 1962 |
| Most Hits | 230 | Tommy Davis | 1962 |
| Most Singles | 179 | Maury Wills | 1965 |
| Most Doubles | 47 | Wes Parker | 1970 |
| Most Triples | 16 | Willie Davis | 1970 |
| Most Home Runs (<i>Left-Handed Batter</i>) | 27 | Reggie Smith | 1977 |
| Most Home Runs (<i>Right-Handed Batters</i>) | 33 | Steve Garvey | 1977 |
| | | Pedro Guerrero | 1985 |
| Most Home Runs, One Month | 15 | Pedro Guerrero | June, 1985 |
| Most Home Runs At Home | 20 | Steve Garvey | 1979 |
| Most Home Runs On Road | 20 | Pedro Guerrero | 1985 |
| Most Grand Slams | 2 | Frank Howard | 1960 |
| | | Ron Cey | 1977 |
| | | Steve Garvey | 1977 |
| | | Greg Brock | 1985 |
| | | Mike Marshall | 1985 |
| Most Homers, Rookie Season | 23 | Frank Howard | 1960 |
| Most Extra Base Hits | 66 | Steve Garvey | 1978 |
| | | Pedro Guerrero | 1983 |
| Most Total Bases | 356 | Tommy Davis | 1962 |
| Most Runs Batted In | 153 | Tommy Davis | 1962 |
| Most Bases On Balls | 110 | Jimmy Wynn | 1975 |
| Most Strikeouts | 149 | Bill Grabarkewitz | 1970 |
| Fewest Strikeouts (<i>150 games</i>) | 28 | Jim Gilliam | 1960 |
| Most Hit By Pitch | 16 | Lou Johnson | 1965 |
| Most Sacrifice Hits | 21 | Charlie Neal | 1959 |
| Most Sacrifice Flies | 13 | Reggie Smith | 1978 |
| Most Stolen Bases | 104 | Maury Wills | 1962 |
| Most Caught Stealing | 31 | Maury Wills | 1965 |
| Most Grounded Into Double Plays | 25 | Steve Garvey | 1979 |
| Fewest Grounded Into Double Plays | 1 | John Roseboro | 1961 |
| | 3 | Willie Davis | 1968 |
| | 3 | Davey Lopes | 1977 |

| Record / Pitching one season | Player | Year |
|-----------------------------------------------------|-------------------------|-----------------------------------|
| Most Victories (<i>Right-Handed Pitcher</i>) | 25 Don Drysdale | 1962 |
| Most Victories (<i>Left-Handed Pitcher</i>) | *27 Sandy Koufax | 1966 |
| Highest Percentage | .933 (14-1) Phil Regan | 1966 |
| Lowest Earned Run Average | 1.73 Sandy Koufax | 1966 |
| Most Games (<i>Right-Handed Pitcher</i>) | **106 Mike Marshall | 1974 |
| Most Games (<i>Left-Handed Pitcher</i>) | 72 Ron Perranoski | 1964 |
| Most Saves | 24 Jim Brewer | 1970 |
| Most Games Started | 42 Don Drysdale | 1963 & 1965 |
| Most Complete Games | 27 Sandy Koufax | 1965 & 1966 |
| Most Games Finished (<i>Right-Handed Pitcher</i>) | **83 Mike Marshall | 1974 |
| Most Games Finished (<i>Left-Handed Pitcher</i>) | 52 Ron Perranoski | 1964 |
| Most Innings Pitched | 336 Sandy Koufax | 1965 |
| Most Strikeouts (<i>Left-Handed Pitcher</i>) | **382 Sandy Koufax | 1965 |
| Most Strikeouts (<i>Right-Handed Pitcher</i>) | 251 Don Drysdale | 1963 |
| Most Bases On Balls | 124 Fernando Valenzuela | 1987 |
| Most Hit Batsmen | 20 Don Drysdale | 1961 |
| Most Wild Pitches | 17 Sandy Koufax | 1958 |
| Most Runs | 127 Don Sutton | 1970 |
| Most Earned Runs | 118 Don Sutton | 1970 |
| Most Hits | 298 Claude Osteen | 1967 |
| Most Home Runs | 38 Don Sutton | 1970 |
| Most Shutouts (<i>Left-Handed Pitcher</i>) | 11 Sandy Koufax | 1963 |
| Most Shutouts (<i>Right-Handed Pitcher</i>) | 9 Don Sutton | 1972 |
| Most Strikeouts, One Game, 9 Innings | 18 Sandy Koufax | August 31, 1959 April 24, 1962 |

**Major League Record *National League Record

DODGER ALL-TIME RECORDS

ALL-TIME SINGLE SEASON CLUB BATTING RECORDS

Highest Batting Average- .313 (1894);
Since 1900: .304 (1930)
Most Games- 165 (1962)
Most At-Bats- 5642 (1982)
Most Runs- 955 (1953)
Most Hits- 1654 (1930)
Most Doubles- 303 (1930)
Most Triples- 130 (1894);
Since 1900: 99 (1920)
Most Home Runs- 208 (1953)
Most RBI- 887 (1953)
Highest Slugging Average- .474 (1953)
Most Walks- 732 (1947)
Most Strikeouts- 980 (1968)
Fewest Strikeouts- 318 (1922)
Stolen Bases- 409 (1892);
Since 1900: 273 (1903)

SINGLE SEASON CLUB RECORDS (Just in Los Angeles)

Highest Batting Average- .270 (1970)
Most Games- 165 (1962)
Most At-Bats- 5642 (1982)
Most Runs- 842 (1962)
Most Hits- 1515 (1970)
Most Doubles- 251 (1978)
Most Triples- 67 (1970)
Most Home Runs- 191 (1977)
Most RBI- 781 (1962)
Highest Slugging Average- .418 (1977)
Most Walks- 611 (1975)
Most Strikeouts- 980 (1968)
Fewest Strikeouts- 744 (1976); 550
(1981-strike shortened season)
Stolen Bases- 198 (1962)
Most Sacrifice Hits- 120 (1964)
Fewest Sacrifice Hits- 53 (1963)
Fewest Grounded Into Double Plays- 79 (1965)

ALL-TIME SINGLE SEASON CLUB PITCHING RECORDS

Most Saves- 49 (1988)
Most Complete Games- 135 (1904)
Most Innings Pitched- 1491 (1973)
Most Runs- 1007 (1894)

Fewest Runs- 463 (1918)
Most Hits- 1608 (1925)
Fewest Hits- 1024 (1918); 904
(1981-strike shortened season)
Fewest Walks- 292 (1919)
Most Walks- 671 (1946)
Most Strikeouts- 1122 (1960)
Fewest Strikeouts- 216 (1895)
Most Shutouts- 24 (1963)
Lowest Earned Run Average- 2.12 (1916)

SINGLE SEASON CLUB PITCHING RECORDS (Just in Los Angeles)

Most Saves- 49 (1988)
Most Complete Games- 58 (1965)
Most Innings Pitched- 1491 (1973)
Most Runs- 761 (1958)
Fewest Runs- 490 (1966)
Most Earned Runs- 680 (1958)
Fewest Earned Runs- 425 (1966)
Fewest Hits- 1196 (1972); 904
(1981-strike shortened season)
Most Hits- 1428 (1986)
Fewest Walks- 356 (1966); 302
(1981-strike shortened season)
Most Walks- 614 (1959)
Most Strikeouts- 1122 (1960)
Fewest Strikeouts- 747 (1976)
Most Shutouts- 24 (1963)
Lowest Earned Run Average- 2.62 (1966)
Most Wild Pitches- 70 (1958)
Fewest Homers Allowed- 65 (1968)
Most Intentional Walks- 101 (1967)
Fewest Intentional Walks- 9 (1974)

DODGER ALL-TIME FIELDING RECORDS (Just in Los Angeles)

Highest Fielding Percentage- .981 (1959, 1973,
1977, 1979 and 1980)
Lowest Fielding Percentage- .970 (1962)
Most Putouts- 4473 (1973)
Fewest Putouts- 4105 (1958)
Most Assists- 1946 (1982)
Fewest Assists- 1573 (1961)
Most Total Chances- 6550 (1982)
Fewest Total Chances- 5882 (1961)
Most Errors- 193 (1962)

Fewest Errors- 114 (1959)
 Most Double Plays- 198 (1958)
 Fewest Double Plays- 106 (1975)
 Most Passed Balls- 24 (1973)
 Fewest Passed Balls- 6 (1958)

INDIVIDUAL FIELDING RECORDS

CAREER FIELDING RECORDS

Most Putouts- Gil Hodges: 14,968 (1943, 1947-1961)
 Most Assists- Pee Wee Reese: 5,891 (1940-1942, 1946-1958)
 Most Chances- Gil Hodges: 16,330 (1943, 1947-1961)
 Most Double Plays- Gil Hodges: 1,584 (1943, 1947-1961)
 Highest Fielding Average- By an Infielder: Wes Parker (1964-1972) and Steve Garvey (1969-1982)- .996
 By an Outfielder: Dusty Baker (1976-1983) .987

SINGLE SEASON FIELDING RECORDS

Most Putouts- Steve Garvey: 1606 (1977)
 Most Assists- Bill Russell: 560 (1973)
 Most Total Chances- Steve Garvey: 1669 (1977)
 Most Double Plays- Gil Hodges: 171 (1951)
 Highest Fielding Average- By an Infielder: Steve Garvey (1981)-.999 in 1075 chances and Wes Parker (1968)- .999 in 1009 chances
 By an Outfielder: Ken Landreaux (1981)- 1.000 in 214 chances; Derrel Thomas (1979)-.996 in 280 chances
 Most Consecutive Errorless Games: 11 (May 5-16, 1979)- Los Angeles, 38 (1916)- Brooklyn

CLUB GENERAL RECORDS

Most Games Played: 165 (1962)
 Most Games Won: 105 (1953)- Brooklyn 102 (1962 and 1974)- Los Angeles
 Most Games Lost: 105 (1905)- Brooklyn 89 (1967, 1986 and 1987)- Los Angeles
 Best Winning Percentage: .682 (105-49)-1953 (Brooklyn); .630 (102-60)-1974 (Los Angeles)
 Worst Winning Percentage: .316 (48-104)-1905 (Brooklyn); .451 (73-89)-1967, 1986, 1987 (Los Angeles)
 Most Games Won in a Month: 21- May 1962, July 1963 and June 1973 (Los Angeles); 25- July 1947 (Brooklyn)
 Most Games Lost in a Month: 20- July 1968 and June 1979 (Los Angeles)
 Most Games Won at Home: 60 (1953)-Brooklyn; 55 (1958)-Los Angeles
 Fewest Games Won at Home: 29 (1905 and 1913)-Brooklyn; 39 (1958 and 1970)- Los Angeles
 Fewest Games Lost at Home: 17 (1953)- Brooklyn; 27 (1978 and 1980)- Los Angeles
 Most Games Lost at Home: 47 (1905 and 1913)- Brooklyn; 42 (1970)- Los Angeles
 Best Winning Percentage at Home: .779 (60-17, 1953)-Brooklyn; .679 (55-27, 1980)-Los Angeles
 Worst Winning Percentage at Home: .382 (29-47, 1905, 1913)-Brooklyn; .481 (39-42, 1970)- Los Angeles
 Most Games Won on the Road: 51 (1952)- Brooklyn; 50 (1974)-Los Angeles
 Fewest Games Won on the Road: 19 (1905)- Brooklyn; 27 (1986)-Los Angeles
 Most Games Lost on the Road: 57 (1905)- Brooklyn; 54 (1986)-Los Angeles
 Fewest Games Lost on the Road: 24 (1952)- Brooklyn; 31 (1974)-Los Angeles
 Best Winning Percentage on the Road: .680 (51-24, 1952)-Brooklyn; .617 (50-31, 1974)-Los Angeles
 Worst Winning Percentage on the Road: .250 (19-57, 1905)-Brooklyn; .383 (27-54, 1986)- Los Angeles
 Most Night Games Won in a Season: 72 (1977)
 Most Extra Inning Games in a Season: 27 (1967) Record: 10-17

Most Extra Inning Games Won in a Season: 15 (1973)
 Most Extra Inning Games Lost in a Season: 17 (1967)
 Most Games Won from a Club at Home: 16, vs. Pittsburgh (1890)
 Most Games Won from a Club on the Road: 11, vs. Philadelphia (1945)
 Most Years Played: Brooklyn: Zack Wheat (1909-1926)- 18 Years; Los Angeles: Bill Russell (1969-1986)- 17 years
 Most Postponed Games: 8 (1976)-Los Angeles 20 (1952)-Brooklyn
 Most Players Used in a Season: 48 (1987)-Los Angeles; 53 (1944)-Brooklyn

CONSECUTIVE RECORDS

INDIVIDUAL PITCHING

Shutout Innings: 59, Orel Hershiser (Aug. 30-Sept. 28, 1988)
 Shutouts: 6, Don Drysdale (May-June 1968)
 Games Pitched, Reliever: 13, Mike Marshall (June 18-July 3, 1974)
 Games Won in a Season: 13, Phil Regan (May 17-Sept. 23, 1966)-Los Angeles 15, Dazzy Vance (1924)- Brooklyn
 Games Lost in a Season: 11, Rick Honeycutt (May 18-Aug. 26, 1987)- Los Angeles; 14, James Pastarius (1908)- Brooklyn
 Strikeouts in a Game: 8, Johnny Podres (July 2, 1962 vs. Philadelphia)
 Strikeouts in a Game by a Relief Pitcher: 4, Pete Richert (April 12, 1962 vs. Cincinnati); Ron Perranoski (Sept. 12, 1966 vs. St. Louis)
 Strikeouts, First Major League Game: 6, Karl Spooner (Sept. 22, 1954 vs. San Francisco)
 Pete Richert (April 12, 1962 vs. Cincinnati)
 Strikeouts at the Start of a Game: 6, Andy Messersmith (May 28, 1973 vs. Philadelphia)
 Most Strikeouts, Two Consecutive Games: 31, Sandy Koufax (Aug. 24 and 31, 1959)
 Most Strikeouts, Three Consecutive Games: 41, Sandy Koufax (Aug. 24, 31 and Sept. 6, 1959)

INDIVIDUAL BATTING

Hitting Streak: In Los Angeles- 31, Willie Davis (Aug. 1-Sept. 3, 1969); In Brooklyn- 29- Zack Wheat (1916)
 Reached First Base Safely in a Game: 7, Cookie Lavagetto (Sept. 23, 1939 at Philadelphia)
 Reached First Base Safely: 14, Pedro Guerrero (July 23-26, 1985)
 Hits:
 In Brooklyn- 10, Edward Konectchy (June 28, 29 and July 1, 1919)
 In Los Angeles: 9, Ron Cey (July 2-4, 1977)
 Hits, Four Consecutive Games: 16, Milton Stock (June 30, July 1, 2 and 3, 1925)
 Long Hits: Steve Garvey Aug. 28, 1977 vs. St. Louis
 Consecutive Years Played All Games: 7, Steve Garvey (1976-1982)
 Stolen Bases: 38, Davey Looes (June 10-Aug. 24, 1975)
 Long Hits: 5, Steve Garvey (Aug. 28, 1977 vs. St. Louis)

CLUB GENERAL

Games Won: In Los Angeles-13 (May 21-June 1, 1962) and (September 16-30, 1965); In Brooklyn- 15 (1924)
 Games Lost: In Los Angeles- 10 (August 14-24, 1961); In Brooklyn- 16 (1944)
 Games Won From a Club on the Road: 18 vs. Pittsburgh (1945-1946)
 Doubleheaders Won in a Season: 4 (Sept. 1-4, 1924)
 Consecutive Games Making at Least One Double Play: 23 (1952)
 Consecutive Games Hitting a Homer: 24 (June 18-July 10, 1953)
 Hits in an Inning: 10 (June 23, 1930 vs. Pittsburgh)

GAME RECORDS

CLUB GENERAL

Longest Game by Innings: 21 (Aug. 17, 1982 at Chicago (Dodgers won 2-1))
 Longest Game by Innings at Home: 19 (May 24, 1973 vs. New York) (Mets won 7-3)
 Longest Nine-Inning Game at Home, Time: 4:18 (Oct. 2, 1962 vs. San Francisco)
 Longest Extra Inning Game on the Road, Time: 6:10 (Aug. 17, 1982 at Chicago)
 Longest Extra Inning Game at Home, Time: 5:42 (May 24, 1973 vs. New York)
 Shortest Game on the Road, Time: 55 minutes (Sept. 21, 1919 at Cincinnati)
 Shortest Game at Home, Time: 1:30 (May 20, 1972 vs. Houston)
 Most Players Used: 22 (July 9, 1918 vs. St. Louis)

SINGLE GAME INDIVIDUAL FIELDING RECORDS

Most Assists: 12, Jim Gilliam vs. St. Louis (July 21, 1956); Monte Ward (1892)
 Most Chances: 18, Phil Lewis vs. Cincinnati (August 8, 1972)
 Most Chances (Extra Innings): 24, Steve Yeager vs. Cincinnati (August 8, 1972)
 Most Putouts (Extra Innings): 22, Steve Yeager vs. Cincinnati (August 8, 1972)
 Most Errors: 5, Phillip Lewis vs. Cincinnati (July 20, 1905)

INDIVIDUAL PITCHING

Most Strikeouts, Inning: 4, Pete Richert (April 12, 1962 vs. Cincinnati) and Don Drysdale (April 17, 1965 vs. Philadelphia)
 Strikeouts, Game: In Los Angeles- 18, Sandy Koufax (Aug. 31, 1959 vs. San Francisco and (April 24, 1962 at Chicago); In Brooklyn- 16, Nap Rucker (1909)
 Strikeouts, First Major League Game: 15, Karl Spooner vs. New York Giants (Sept. 22, 1954)
 Three Strikeouts on Nine Pitches, Inning: D.C. Patsy Ragan (Oct. 5, 1914 vs. Boston Braves)
 Dazzy Vance (Sept. 14, 1924 vs. Cincinnati)
 Sandy Koufax (June 30, 1962 vs. New York and April 18, 1964 at Cincinnati)
 Most Wild Pitches: 5, Larry Cheney (July 9, 1918 at St. Louis)

CLUB PITCHING

Most Walks Allowed: 17 (April 30, 1944 at New York Giants)
 Most Runs Allowed: In Los Angeles- 20 (May 20, 1967 vs. Chicago); In Brooklyn- 23 (June 8, 1940 at Cincinnati)
 Most Runs Allowed: Inning- 10 (Sept. 3, 1975 at Cincinnati)
 Most Hits Allowed: In Los Angeles- 26 (May 13, 1958 vs. San Francisco); In Brooklyn- 27 (June 8, 1940 at Cincinnati)
 No-Hitters: Done many times; Last Time- Jerry Reuss (June 27, 1980 at San Francisco)
 Opponent No-Hitters: Done many times- Last Time: Tom Browning (Cincinnati), Sept. 16, 1988-Perfect Game

INDIVIDUAL BATTING

Most Runs Scored: 5, By many players: Last Time- Steve Garvey (Aug. 28, 1977 vs. St. Louis)
 Most Hits: 6, George Cutshaw (Aug. 9, 1915 at Chicago); Jack Fournier (June 29, 1923 at Philadelphia); John DeBerry (June 23, 1929-14 innings vs. New York Giants); Walter Gilbert (May 30, 1931 at New York Giants); Cookie Lavagetto (Sept. 23, 1939 at Philadelphia); Willie Davis (May 24, 1973-19 innings vs. New York)
 Most Hits, 1st Game in the Majors: 4, Casey Stengel (Sept. 17, 1912 at Pittsburgh)
 Most Singles: 6, Willie Davis (May 24, 1973 vs. New York)

Most Doubles: 3, by many players: Last Time-Kirk Gibson (Aug. 11, 1988 vs. Cincinnati)

Most Triples: 3, Jimmy Sheckard (April 18, 1901 vs. Philadelphia)

Most Homers: 4, Gil Hodges (Aug. 31, 1950 vs. Boston Braves); In Los Angeles: 3, Don Demeter (April 21, 1959-11 innings vs. San Francisco); Jimmy Wynn (May 11, 1974 at San Diego); Davey Lopes (Aug. 20, 1974 at Chicago)

Consecutive Homers: 3, Gene Hermanski (Aug. 4, 1948 vs. Chicago); Duke Snider (May 30, 1950 at Cincinnati); Roy Campanella (Aug. 26, 1950 at Cincinnati); Tom Brown (Sept. 18, 1950 vs. Chicago)

Two Homers, One Right-Handed and Left-Handed: James Russell (July 26, 1950 vs. St. Louis); Maury Wills (May 30, 1962 at New York); Jim Lefebvre (May 7, 1966 at Cincinnati); Wes Parker (June 5, 1966 at New York)

Most Long Hits: 5, Steve Garvey (Aug. 28, 1977 vs. St. Louis)

Most Total Bases: 17, Gil Hodges (Aug. 31, 1950 vs. Boston); In Los Angeles- 15, Davey Lopes (Aug. 20, 1974 vs. Chicago)

Most RBI: 9, Gil Hodges (Aug. 31, 1950 vs. Boston Braves); In Los Angeles: 8, Ron Cey (July 31, 1974 at San Diego)

Most RBI in an Inning: 5, Dusty Baker (Sept. 13, 1977 vs. San Diego)

Most Stolen Bases: 5, Davey Lopes (Aug. 24, 1974 vs. St. Louis)

Most Sacrifice Hits: 4, Jake Daubert (Aug. 15, 1914 vs. Philadelphia)

Most Strikeouts: 5, Bill Russell (June 9, 1971 vs. Philadelphia)

Reached First Base Safely in an Inning: 3, Pee Wee Reese (May 21, 1952 vs. Cincinnati)

CLUB BATTING

Most Hits: 28, June 23, 1930 at Pittsburgh and Aug. 22, 1917 vs. Pittsburgh (extra innings); In Los Angeles: 24, Aug. 20, 1974 vs. Chicago (Los Angeles)

Most Runs: 25, May 20, 1896 vs. Pittsburgh and Sept. 24, 1901 vs. Cincinnati; In Los Angeles: 19, June 28, 1969 at San Diego and May 26, 1970 at San Francisco

Most Runs in an Inning: 15, (May 21, 1952 vs. Cincinnati-1st Inning)

Most Triples in an Inning: 4, Aug. 23, 1902 vs. Pittsburgh

Most Home Runs: 7, May 5, 1976 at Chicago May 25, 1979 vs. Cincinnati

Most Grand Slams: 2, Sept. 23, 1901 at Cincinnati Aug. 23, 1985 at Montreal

Most Total Bases: 48, Aug. 20, 1974 vs. Chicago; 46, Sept. 23, 1939 at Philadelphia (Brooklyn)

Most Stolen Bases: 8, Aug. 24, 1974 vs. St. Louis

Most Batters Reaching First Base Safely in an Inning: 19, May 21, 1952 vs. Cincinnati

Most Walks: 17, Aug. 27, 1903 vs. Philadelphia

Most Hit Batters: 4, July 17, 1900 vs. New York Giants

Most Pinch-Hits: 6, Sept. 9, 1926 vs. Philadelphia

Most Pinch-Hitters: 9, Sept. 22, 1959 vs. St. Louis

Most Sacrifice Hits in an Inning: 3, May 23, 1972 vs. San Francisco

Most Runners Left on Base: 18, May 18, 1953 vs. Cincinnati

Largest Winning Margin: 19, Aug. 1, 1890 vs. Pittsburgh (Dodgers won 20-1); May 20, 1896 vs. Pittsburgh (Dodgers won 25-6); June 28, 1969 vs. San Diego (Dodgers won 19-0)

Largest Losing Margin: 21, June 8, 1940 vs. Cincinnati (Dodgers lost 23-2); In Los Angeles: 18, Aug. 8, 1965 at Cincinnati (Dodgers lost 18-0)

Biggest Shutout Victory: 19-0 (June 28, 1969 at San Diego)

DODGERS ALL-TIME TOP TEN - BATTING

| | | | | | |
|------------------|-------|---------------------|-------|--------------------------------|-------|
| GAMES | | RBI | | HOME RUNS | |
| Wheat, Zack | 2,318 | Snider, Duke | 1,271 | Snider, Duke | 389 |
| Russell, Bill | 2,181 | Hodges, Gil | 1,254 | Hodges, Gil | 361 |
| Reese, Pee Wee | 2,166 | Wheat, Zack | 1,227 | Campanella, Roy | 242 |
| Hodges, Gil | 2,006 | Furillo, Carl | 1,058 | Cey, Ron | 228 |
| Gilliam, Jim | 1,956 | Garvey, Steve | 992 | Garvey, Steve | 211 |
| Davis, Willie | 1,952 | Reese, Pee Wee | 885 | Furillo, Carl | 192 |
| Snider, Duke | 1,923 | Campanella, Roy | 856 | Guerrero, Pedro | 171 |
| Furillo, Carl | 1,806 | Davis, Willie | 849 | Davis, Willie | 154 |
| Garvey, Steve | 1,727 | Cey, Ron | 842 | Baker, Dusty | 144 |
| Wills, Maury | 1,593 | Robinson, Jackie | 734 | Camilli, Dolph | 139 |
| AT-BATS | | STOLEN BASES | | TOTAL BASES | |
| Wheat, Zack | 8,859 | Wills, Maury | 490 | Wheat, Zack | 4,003 |
| Reese, Pee Wee | 8,058 | Lopes, Davey | 418 | Snider, Duke | 3,669 |
| Davis, Willie | 7,495 | Davis, Willie | 335 | Hodges, Gil | 3,357 |
| Russell, Bill | 7,318 | Sax, Steve | 290 | Davis, Willie | 3,094 |
| Gilliam, Jim | 7,119 | Griffin, Mike | 264 | Reese, Pee Wee | 3,038 |
| Hodges, Gil | 6,881 | Reese, Pee Wee | 232 | Garvey, Steve | 3,004 |
| Snider, Duke | 6,640 | Sheckard, Jimmy | 214 | Furillo, Carl | 2,922 |
| Garvey, Steve | 6,543 | Gilliam, Jim | 203 | Gilliam, Jim | 2,530 |
| Furillo, Carl | 6,378 | Wheat, Zack | 203 | Russell, Bill | 2,471 |
| Wills, Maury | 6,156 | Robinson, Jackie | 197 | Cey, Ron | 2,321 |
| RUNS | | DOUBLES | | EXTRA BASE HITS | |
| Reese, Pee Wee | 1,338 | Wheat, Zack | 464 | Snider, Duke | 814 |
| Wheat, Zack | 1,255 | Snider, Duke | 343 | Wheat, Zack | 766 |
| Snider, Duke | 1,199 | Garvey, Steve | 333 | Hodges, Gil | 703 |
| Gilliam, Jim | 1,163 | Reese, Pee Wee | 330 | Davis, Willie | 585 |
| Hodges, Gil | 1,088 | Furillo, Carl | 324 | Garvey, Steve | 579 |
| Davis, Willie | 1,004 | Davis, Willie | 321 | Furillo, Carl | 572 |
| Robinson, Jackie | 947 | Gilliam, Jim | 304 | Reese, Pee Wee | 536 |
| Furillo, Carl | 895 | Hodges, Gil | 294 | Cey, Ron | 469 |
| Griffin, Mike | 886 | Russell, Bill | 293 | Robinson, Jackie | 464 |
| Wills, Maury | 876 | Walker, Dixie | 274 | Gilliam, Jim | 440 |
| HITS | | TRIPLES | | BATTING AVG. (1,800-AB) | |
| Wheat, Zack | 2,804 | Wheat, Zack | 171 | Keller, Willie | .360 |
| Reese, Pee Wee | 2,170 | Davis, Willie | 110 | Herman, Babe | .339 |
| Davis, Willie | 2,091 | Myers, Hy | 97 | Fournier, Jack | .337 |
| Snider, Duke | 1,995 | Daubert, Jake | 87 | Wheat, Zack | .317 |
| Garvey, Steve | 1,968 | Snider, Duke | 82 | Phelps, Babe | .315 |
| Russell, Bill | 1,926 | Hummel, John | 82 | Mota, Manny | .315 |
| Furillo, Carl | 1,910 | Reese, Pee Wee | 80 | Jones, Fielder | .314 |
| Gilliam, Jim | 1,889 | Sheckard, Jimmie | 80 | Robinson, Jackie | .311 |
| Hodges, Gil | 1,884 | Daly, Tom | 74 | Walker, Dixie | .311 |
| Wills, Maury | 1,732 | Johnston, Jimmie | 73 | Guerrero, Pedro | .309 |
| | | | | Griffin, Mike | .308 |

DODGERS ALL-TIME TOP TEN - PITCHING

| | | | | | |
|----------------------|-----------|----------------------|-----|--------------------------|--------------|
| WINS | | GAMES | | Strikeouts | |
| Sutton, Don | 233 | Sutton, Don | 550 | Sutton, Don | 2,696 |
| Drysdale, Don | 209 | Drysdale, Don | 518 | Drysdale, Don | 2,486 |
| Vance, Dazzy | 190 | Brewer, Jim | 474 | Koufax, Sandy | 2,396 |
| Kennedy, Brickyard | 176 | Perranoski, Ron | 457 | Vance, Dazzy | 1,918 |
| Koufax, Sandy | 165 | Labine, Clem | 425 | Valenzuela, F | 1,529 |
| Grimes, Burleigh | 158 | Hough, Charlie | 401 | Podres, Johnny | 1,331 |
| Osteen, Claude | 147 | Koufax, Sandy | 397 | Welch, Bob | 1,292 |
| Podres, Johnny | 136 | Kennedy, Brickyard | 381 | Rucker, Nap | 1,217 |
| Rucker, Nap | 135 | Vance, Dazzy | 378 | Osteen, Claude | 1,162 |
| Newcombe, Don | 123 | Podres, Johnny | 366 | Hooton, Burt | 1,042 |
| LOSSES | | GAMES STARTED | | Mungo, Van Lingle | |
| Sutton, Don | 181 | Sutton, Don | 553 | 1,031 | |
| Drysdale, Don | 166 | Drysdale, Don | 465 | SAVES | |
| Kennedy, Brickyard | 149 | Osteen, Claude | 335 | Brewer, Jim | 125 |
| Rucker, Nap | 136 | Kennedy, Brickyard | 332 | Perranoski, Ron | 101 |
| Vance, Dazzy | 131 | Vance, Dazzy | 326 | Labine, Clem | 83 |
| Osteen, Claude | 126 | Koufax, Sandy | 314 | Niefenfuhr, Tom | 64 |
| Grimes, Burleigh | 121 | Podres, Johnny | 310 | Hough, Charlie | 60 |
| Podres, Johnny | 104 | Grimes, Burleigh | 285 | Howe, Steve | 59 |
| Mungo, Van Lingle | 99 | Rucker, Nap | 273 | Casey, Hugh | 50 |
| Valenzuela, F | 90 | Welch, Bob | 267 | Roebuck, Ed | 43 |
| | | | | Marshall, Mike | 42 |

DODGERS ALL-TIME TOP TEN - PITCHING (continued)

| | | | | | |
|------------------------|--------------|----------------------|--------------|---------------------------|-------------|
| Hughes, Jim | 39 | HITS | | SHUTOUTS | |
| Sherry, Larry | 39 | Sutton, Don | 3,291 | Sutton, Don | 52 |
| COMPLETE GAMES | | Kennedy, Brickyard | 3,102 | Drysdale, Don | 49 |
| Kennedy, Brickyard | 279 | Vance, Dazzy | 2,579 | Koufax, Sandy | 40 |
| Vance, Dazzy | 212 | Grimes, Burleigh | 2,547 | Rucker, Nap | 38 |
| Grimes, Burleigh | 205 | Osteen, Claude | 2,350 | Osteen, Claude | 34 |
| Rucker, Nap | 186 | Rucker, Nap | 2,089 | Vance, Dazzy | 30 |
| Drysdale, Don | 167 | Podres, Johnny | 2,009 | Valenzuela, F | 27 |
| Pfeffer, Jeff | 157 | Koufax, Sandy | 1,754 | Pfeffer, Jeff | 25 |
| Sutton, Don | 156 | Valenzuela, F | 1,691 | Podres, Johnny | 23 |
| Koufax, Sandy | 137 | WALKS | | Welch, Bob | 23 |
| Stein, Ed | 136 | Kennedy, Brickyard | 1,128 | Hooton, Burt | 22 |
| McIntire, Harry | 119 | Sutton, Don | 996 | Newcombe, Don | 22 |
| INNINGS PITCHED | | Drysdale, Don | 855 | ERA (1,100+ inns.) | |
| Sutton, Don | 3,815 | Koufax, Sandy | 817 | Pfeffer, Jeff | 2.31 |
| Drysdale, Don | 3,432 | Vance, Dazzy | 764 | Rucker, Nap | 2.43 |
| Kennedy, Brickyard | 2,857 | Grimes, Burleigh | 744 | Koufax, Sandy | 2.76 |
| Vance, Dazzy | 2,758 | Valenzuela, F | 740 | Hershiser, Orel | 2.77 |
| Grimes, Burleigh | 2,426 | Rucker, Nap | 701 | Smith, Sherry | 2.91 |
| Osteen, Claude | 2,397 | Mungo, Van Lingle | 697 | Drysdale, Don | 2.95 |
| Rucker, Nap | 2,375 | Podres, Johnny | 670 | Scanlan, Doc | 2.96 |
| Koufax, Sandy | 2,324 | | | John, Tommy | 2.98 |
| Podres, Johnny | 2,030 | | | Singer, Bill | 3.03 |
| Valenzuela, F | 1,948 | | | Osteen, Claude | 3.09 |

LOS ANGELES ALL-TIME TOP TEN - BATTING

| | | | | | |
|-----------------|-------|------------------------|-----------|--------------------------------|------------|
| GAMES | | RBI | | HOME RUNS | |
| Russell, Bill | 2,181 | Garvey, Steve | 992 | Cey, Ron | 228 |
| Davis, Willie | 1,952 | Davis, Willie | 849 | Garvey, Steve | 211 |
| Garvey, Steve | 1,727 | Cey, Ron | 842 | Guerrero, Pedro | 171 |
| Wills, Maury | 1,593 | Russell, Bill | 627 | Davis, Willie | 154 |
| Cey, Ron | 1,481 | Baker, Dusty | 586 | Baker, Dusty | 144 |
| Fairly, Ron | 1,306 | Guerrero, Pedro | 585 | Marshall, Mike | 126 |
| Parker, Wes | 1,288 | Fairly, Ron | 541 | Howard, Frank | 123 |
| Roseboro, John | 1,254 | Parker, Wes | 470 | Yeager, Steve | 100 |
| Yeager, Steve | 1,219 | Roseboro, John | 465 | Lopes, Davey | 99 |
| Gilliam, Jim | 1,210 | Davis, Tommy | 465 | Smith, Reggie | 97 |
| AT-BATS | | STOLEN BASES | | TOTAL BASES | |
| Davis, Willie | 7,495 | Wills, Maury | 490 | Davis, Willie | 3,094 |
| Russell, Bill | 7,318 | Lopes, Davey | 418 | Garvey, Steve | 3,004 |
| Garvey, Steve | 6,543 | Davis, Willie | 335 | Russell, Bill | 2,471 |
| Wills, Maury | 6,156 | Sax, Steve | 290 | Cey, Ron | 2,321 |
| Cey, Ron | 5,216 | Russell, Bill | 167 | Wills, Maury | 2,045 |
| Lopes, Davey | 4,590 | Landreaux, Ken | 119 | Guerrero, Pedro | 1,843 |
| Sax, Steve | 4,312 | Gilliam, Jim | 112 | Baker, Dusty | 1,779 |
| Gilliam, Jim | 4,158 | Duncan, Mariano | 97 | Lopes, Davey | 1,744 |
| Parker, Wes | 4,157 | Buckner, Bill | 93 | Parker, Wes | 1,560 |
| Baker, Dusty | 4,073 | Guerrero, Pedro | 86 | Sax, Steve | 1,537 |
| RUNS | | DOUBLES | | EXTRA BASE HITS | |
| Davis, Willie | 1,004 | Garvey, Steve | 333 | Davis, Willie | 585 |
| Wills, Maury | 876 | Davis, Willie | 321 | Garvey, Steve | 579 |
| Garvey, Steve | 852 | Russell, Bill | 293 | Cey, Ron | 469 |
| Russell, Bill | 796 | Cey, Ron | 223 | Russell, Bill | 396 |
| Lopes, Davey | 759 | Parker, Wes | 194 | Guerrero, Pedro | 364 |
| Cey, Ron | 715 | Baker, Dusty | 179 | Baker, Dusty | 335 |
| Gilliam, Jim | 630 | Gilliam, Jim | 176 | Lopes, Davey | 303 |
| Sax, Steve | 574 | Sax, Steve | 172 | Roseboro, John | 294 |
| Guerrero, Pedro | 561 | Fairly, Ron | 168 | Parker, Wes | 290 |
| Baker, Dusty | 549 | Guerrero, Pedro | 167 | Fairly, Ron | 280 |
| HITS | | TRIPLES | | BATTING AVG. (1,800 AB) | |
| Davis, Willie | 2,091 | Davis, Willie | 110 | Mota, Manny | .315 |
| Garvey, Steve | 1,968 | Russell, Bill | 57 | Guerrero, Pedro | .309 |
| Russell, Bill | 1,926 | Wills, Maury | 56 | Davis, Tommy | .304 |
| Wills, Maury | 1,732 | Roseboro, John | 44 | Garvey, Steve | .301 |
| Cey, Ron | 1,378 | Lopes, Davey | 39 | Buckner, Bill | .289 |
| Sax, Steve | 1,218 | Garvey, Steve | 35 | Moon, Wally | .286 |
| Lopes, Davey | 1,204 | Parker, Wes | 32 | Sax, Steve | .282 |
| Baker, Dusty | 1,144 | Crawford, Willie | 29 | Baker, Dusty | .281 |
| Guerrero, Pedro | 1,113 | Sax, Steve | 28 | Wills, Maury | .281 |
| Parker, Wes | 1,110 | Gilliam, Jim | 26 | Davis, Willie | .279 |

LOS ANGELES ALL-TIME TOP TEN - PITCHING

WINS

| | |
|----------------------|------------|
| Sutton, Don | 233 |
| Drysdale, Don | 187 |
| Koufax, Sandy | 156 |
| Osteen, Claude | 147 |
| Valenzuela, F | 118 |
| Welch, Bob | 115 |
| Hooton, Burt | 112 |
| Podres, Johnny | 95 |
| John, Tommy | 87 |
| Reuss, Jerry | 86 |

LOSSES

| | |
|----------------------|-----------|
| Sutton, Don | 181 |
| Drysdale, Don | 152 |
| Osteen, Claude | 126 |
| Valenzuela, F | 90 |
| Welch, Bob | 86 |
| Hooton, Burt | 84 |
| Koufax, Sandy | 77 |
| Singer, Bill | 76 |
| Podres, Johnny | 74 |
| Reuss, Jerry | 69 |

GAMES

| | |
|------------------|-----|
| Sutton, Don | 550 |
| Brewer, Jim | 474 |
| Drysdale, Don | 459 |
| Perranoski, Ron | 457 |
| Hough, Charlie | 401 |
| Osteen, Claude | 339 |
| Koufax, Sandy | 335 |
| Hooton, Burt | 322 |
| Niedenfuier, Tom | 310 |
| Welch, Bob | 292 |

GAMES STARTED

| | |
|----------------------|------------|
| Sutton, Don | 533 |
| Drysdale, Don | 424 |
| Osteen, Claude | 335 |
| Koufax, Sandy | 286 |
| Welch, Bob | 267 |
| Hooton, Burt | 265 |
| Valenzuela, F | 256 |
| Podres, Johnny | 220 |
| Reuss, Jerry | 201 |
| Rau, Doug | 184 |

STRIKEOUTS

| | |
|------------------------|--------------|
| Sutton, Don | 2,696 |
| Drysdale, Don | 2,283 |
| Koufax, Sandy | 2,214 |
| Valenzuela, F | 1,529 |
| Welch, Bob | 1,292 |
| Osteen, Claude | 1,162 |
| Hooton, Burt | 1,042 |
| Singer, Bill | 987 |
| Podres, Johnny | 947 |
| Hershiser, Orel | 833 |

SAVES

| | |
|------------------------|-----------|
| Brewer, Jim | 125 |
| Perranoski, Ron | 101 |
| Niedenfuier, Tom | 64 |
| Hough, Charlie | 60 |
| Howe, Steve | 59 |
| Marshall, Mike | 42 |
| Sherry, Larry | 39 |
| Howell, Ken | 31 |
| Regan, Phil | 27 |
| Forster, Terry | 27 |
| Pena, Alejandro | 27 |

COMPLETE GAMES

| | |
|------------------------|-----------|
| Drysdale, Don | 156 |
| Sutton, Don | 156 |
| Koufax, Sandy | 133 |
| Osteen, Claude | 100 |
| Valenzuela, F | 99 |
| Hooton, Burt | 61 |
| Singer, Bill | 52 |
| Podres, Johnny | 50 |
| Hershiser, Orel | 50 |
| Welch, Bob | 47 |

INNINGS PITCHED

| | |
|----------------------|--------------|
| Sutton, Don | 3,815 |
| Drysdale, Don | 3,112 |
| Osteen, Claude | 2,397 |
| Koufax, Sandy | 2,120 |
| Valenzuela, F | 1,948 |
| Hooton, Burt | 1,863 |
| Welch, Bob | 1,821 |
| Podres, Johnny | 1,408 |
| Reuss, Jerry | 1,384 |
| Singer, Bill | 1,274 |

HITS

| | |
|----------------------|--------------|
| Sutton, Don | 3,291 |
| Drysdale, Don | 2,792 |
| Osteen, Claude | 2,350 |
| Valenzuela, F | 1,691 |
| Hooton, Burt | 1,659 |
| Welch, Bob | 1,631 |
| Koufax, Sandy | 1,572 |
| Podres, Johnny | 1,408 |
| Reuss, Jerry | 1,384 |
| Singer, Bill | 1,245 |

WALKS

| | |
|----------------------|------------|
| Sutton, Don | 996 |
| Drysdale, Don | 763 |
| Valenzuela, F | 740 |
| Koufax, Sandy | 709 |
| Osteen, Claude | 568 |
| Welch, Bob | 565 |
| Hooton, Burt | 540 |
| Podres, Johnny | 452 |
| Williams, Stan | 429 |
| Singer, Bill | 392 |

SHUTOUTS

| | |
|----------------------|-----------|
| Sutton, Don | 52 |
| Drysdale, Don | 45 |
| Koufax, Sandy | 38 |
| Osteen, Claude | 34 |
| Valenzuela, F | 27 |
| Welch, Bob | 23 |
| Hooton, Burt | 22 |
| Hershiser, Orel | 19 |
| Singer, Bill | 18 |
| Reuss, Jerry | 16 |

ERA (900+ inns.)

| | |
|------------------------|-------------|
| Koufax, Sandy | 2.64 |
| Messersmith, Andy | 2.67 |
| Hershiser, Orel | 2.77 |
| John, Tommy | 2.97 |
| Drysdale, Don | 2.98 |
| Singer, Bill | 3.03 |
| Osteen, Claude | 3.09 |
| Reuss, Jerry | 3.11 |
| Welch, Bob | 3.14 |
| Valenzuela, F | 3.17 |

HOME RUNS HIT AT DODGER STADIUM ON THE LOGE LEVEL

Only four players have ever hit a home run on the loge level (the second level) at Dodger Stadium. Frank Howard was the first one to do it for the Dodgers in the 1963 World Series. Howard hit it eight rows up in the fourth game on Oct. 6 and it was estimated at 420 feet down the left field line. The second player to do it was the New York Mets' Dave Kingman on June 4, 1976. Kingman hit three home runs in the game and drove in eight runs. He was the first player to hit three home runs in a game against the Dodgers since Willie Stargell did it on June 24, 1965. He later duplicated the feat on May 14, 1978. The third player to reach the loge level was Cincinnati's Dave Parker. Parker hit it down the right field line on June 6, 1984. On Sept. 17, 1987 in the first game of a doubleheader, Nick Esasky became the fourth player to reach the loge level with a solo-shot six rows back down the left field line.

LOS ANGELES DODGERS LEADERS 1958-1988

BATTING

| Year | Games | Runs | Hits |
|---------------------------|---------------------|-----------------------------|------------------|
| 1958 | Gilliam (147) | Neal (87) | Gilliam (145) |
| 1959 | Neal (151) | Neal (103) | Neal (177) |
| 1960 | Gilliam (151) | Gilliam (96) | Wills (152) |
| 1961 | Wills (148) | Wills (105) | Wills (173) |
| 1962 | Wills (165)†*** | Wills (130)‡ | T. Davis (230)‡* |
| 1963 | W. Davis (156) | Wills (83) | T. Davis (181) |
| 1964 | Wills (158) | W. Davis (91) | W. Davis (180) |
| 1965 | Wills, Fairly (158) | Wills (92) | Wills (186) |
| 1966 | Parker (156) | W. Davis (74) | W. Davis (177) |
| 1967 | Fairly (153) | W. Davis (65) | W. Davis (146) |
| 1968 | Davis (160) | W. Davis (86) | W. Davis (161) |
| 1969 | Sizemore (159) | Parker (76) | Sizemore (160) |
| 1970 | Parker (161)* | W. Davis, Grabarkewitz (92) | Parker (196) |
| 1971 | W. Davis (158) | W. Davis (84) | W. Davis (198) |
| 1972 | W. Davis (149) | W. Davis (81) | W. Davis (178) |
| 1973 | Russell (162)† | Ferguson (84) | W. Davis (171) |
| 1974 | Russell (160) | Wynn (104) | Garvey (200) |
| 1975 | Garvey (160) | Lopes (108) | Garvey (210) |
| 1976 | Garvey (162)† | Garvey (85) | Garvey (200) |
| 1977 | Garvey (162)† | Smith (104) | Garvey (192) |
| 1978 | Garvey (162)† | Lopes (93) | Garvey (202) |
| 1979 | Garvey (162) | Lopes (109) | Garvey (204) |
| 1980 | Garvey (163)* | Cey (81) | Garvey (200)* |
| 1981 | Garvey (110)† | Garvey (63) | Baker (128) |
| 1982 | Garvey (162)† | Sax (88) | Sax (180) |
| 1983 | Guerrero (160) | Sax (94) | Sax (175) |
| 1984 | Sax (145) | Guerrero (85) | Guerrero (162) |
| 1985 | Landreaux (147) | Guerrero (99) | Guerrero (156) |
| 1986 | Sax (157) | Sax (91) | Sax (210) |
| 1987 | Sax (157) | Guerrero (89) | Guerrero (184) |
| 1988 | Sax (160) | Gibson (106) | Sax (175) |
| L.A. Record - Wills (165) | | Wills (130) | T. Davis (230) |

| Year | Singles | Doubles | Triples |
|-------------------------|------------------------|-----------------------|-----------------------|
| 1958 | Gilliam (113) | Gilliam (25) | Roseboro (9) |
| 1959 | Gilliam (131) | Neal (30) | Moon, Neal (11)† |
| 1960 | Wills (135) | Larker (26) | Moon (6) |
| 1961 | Wills (150)† | Gilliam (26) | Wills (10) |
| 1962 | Wills (179)* | T. Davis (27) | Wills, W. Davis (10)† |
| 1963 | T. Davis (143) | Gilliam (27) | W. Davis (8) |
| 1964 | Wills (151) | Roseboro (24) | W. Davis (7) |
| 1965 | Wills (165)* | Fairly (28) | Wills, Parker (7) |
| 1966 | Wills (145) | W. Davis (31) | W. Davis (6) |
| 1967 | W. Davis (102) | Fairly (19) | W. Davis (9) |
| 1968 | W. Davis (120) | Haller (27) | W. Davis (10) |
| 1969 | Sizemore (131) | Davis, Parker (23) | W. Davis, Wills (8) |
| 1970 | Parker (135) | Parker (47)‡* | W. Davis (16)‡* |
| 1971 | Wills (149) | W. Davis (33) | W. Davis (10) |
| 1972 | W. Davis (130) | W. Davis (22) | W. Davis (7) |
| 1973 | Buckner, Russell (130) | W. Davis (29) | W. Davis (9) |
| 1974 | Garvey (144) | Garvey (32) | Paciorek, Russell (6) |
| 1975 | Garvey (148) | Garvey (38) | Garvey (6) |
| 1976 | Buckner (154) | Garvey (37) | Lopes (7) |
| 1977 | Russell (138) | Russell (28) | Russell (6) |
| 1978 | Russell (140) | Garvey (36) | Garvey (9) |
| 1979 | Garvey (143) | Garvey (32) | Lopes (6) |
| 1980 | Garvey (146) | Garvey (27) | Baker, Law (4) |
| 1981 | Baker (99) | Garvey (23) | Landreaux (4) |
| 1982 | Sax (146) | Garvey (35) | Sax, Landreaux (7) |
| 1983 | Sax (147) | Guerrero (28) | Guerrero, Thomas (6) |
| 1984 | Guerrero (113) | Guerrero (29) | Landreaux (5) |
| 1985 | Sax (123) | Marshall (27) | Duncan (6) |
| 1986 | Sax (157)† | Sax (43) | Sax (4) |
| 1987 | Sax (136) | Scioscia, Shelby (26) | Sax (7) |
| 1988 | Sax (147)* | Gibson (28) | Shelby (6) |
| L.A. Record Wills (179) | | Parker (47) | W. Davis (16) |

*League Leader ***Major League Record †Tied for League Lead ‡All-Time Dodger Record

| Year | Home Runs | Total Bases | RBI |
|-----------------------------------|-------------------------|-----------------|------------------|
| 1958 | Neal, Hodges (22) | Neal (207) | Furillo (83) |
| 1959 | Hodges (25) | Neal (286) | Snider (88) |
| 1960 | Howard (23) | Moon (212) | Larker (78) |
| 1961 | Roseboro (18) | Moon (234) | Moon (88) |
| 1962 | Howard (31) | T. Davis (356)† | T. Davis (153)‡* |
| 1963 | Howard (28) | T. Davis (254) | T. Davis (88) |
| 1964 | Howard (24) | W. Davis (253) | T. Davis (86) |
| 1965 | Lefebvre, Johnson (12) | Wills (214) | Fairly (70) |
| 1966 | Lefebvre (24) | W. Davis (253) | Lefebvre (74) |
| 1967 | Ferrara (16) | W. Davis (209) | Fairly (55) |
| 1968 | Gabrielson (10) | W. Davis (226) | Haller (53) |
| 1969 | Kosco (19) | W. Davis (227) | Kosco (74) |
| 1970 | Grabarkewitz (17) | Parker (281) | Parker (111) |
| 1971 | Allen (23) | W. Davis (281) | Allen (90) |
| 1972 | Davis, Robinson (19) | W. Davis (271) | W. Davis (79) |
| 1973 | Ferguson (25) | W. Davis (266) | Ferguson (88) |
| 1974 | Wynn (32) | Garvey (301) | Garvey (111) |
| 1975 | Cey (25) | Garvey (314) | Cey (101) |
| 1976 | Cey (23) | Garvey (284) | Cey, Garvey (80) |
| 1977 | Garvey (33)‡ | Garvey (322) | Garvey (115) |
| 1978 | Smith (29) | Garvey (319) | Garvey (113) |
| 1979 | Cey, Garvey, Lopes (28) | Garvey (322) | Garvey (110) |
| 1980 | Baker (29) | Garvey (307) | Garvey (106) |
| 1981 | Cey (13) | Baker (178) | Garvey (64) |
| 1982 | Guerrero (32) | Guerrero (308) | Guerrero (100) |
| 1983 | Guerrero (32) | Guerrero (310) | Guerrero (103) |
| 1984 | Marshall (21) | Guerrero (247) | Guerrero (72) |
| 1985 | Guerrero (33) | Guerrero (281) | Marshall (95) |
| 1986 | Stubbs (23) | Sax (279) | Madlock (60) |
| 1987 | Guerrero (27) | Guerrero (294) | Guerrero (89) |
| 1988 | Gibson (25) | Gibson (262) | Marshall (82) |
| L.A. Record-Guerrero, Garvey (33) | T. Davis (356) | T. Davis (153) | |

| Base on Balls | Hit by Pitch | Strikeouts | |
|--------------------------|-------------------|---------------------------------|---------------------|
| 1958 | Gilliam (78) | Neal (5) | Zimmer (92) |
| 1959 | Gilliam (96)* | Demeter (6) | Hodges (92) |
| 1960 | Gilliam (96) | Roseboro (4) | Howard (108) |
| 1961 | Moon (89) | W. Davis (5) | Moon (79) |
| 1962 | Gilliam (93) | Roseboro (7) | Howard (108) |
| 1963 | Gilliam (60) | T. Davis, Howard (4) | Howard (116) |
| 1964 | Fairly (65) | Roseboro, T. Davis (4) | Howard (113) |
| 1965 | Fairly (76) | Johnson (16)‡ | Parker (95) |
| 1966 | Parker (69) | Johnson (14) | Parker (83) |
| 1967 | Parker (65) | Hunt (10) | Parker (83) |
| 1968 | Parker (49) | Fairly (4) | W. Davis (88) |
| 1969 | Parker (56) | Sizemore (5) | Sudakis (94) |
| 1970 | Grabarkewitz (95) | Grabarkewitz (6) | Grabarkewitz (149)‡ |
| 1971 | Allen (93) | Buckner (5) | Allen (113) |
| 1972 | Parker (62) | Mota (5) | Robinson (76) |
| 1973 | Ferguson (87) | W. Davis, Lopes (5) | Crawford (91) |
| 1974 | Wynn (108) | Cey (7) | Wynn (104) |
| 1975 | Wynn (110)‡ | Yeager (8) | Lopes (93) |
| 1976 | Cey (89) | Yeager (7) | Yeager (84) |
| 1977 | Smith (104) | Baker (6) | Monday (109) |
| 1978 | Cey (96) | Cey (7) | Monday (100) |
| 1979 | Lopes (97) | Lopes (4) | Lopes (88) |
| 1980 | Cey (69) | Cey (5) | Cey (92) |
| 1981 | Cey (40) | Scioscia (4) | Guerrero (57) |
| 1982 | Guerrero (65) | Guerrero (5) | Cey (99) |
| 1983 | Brock (83) | Marshall (5) | Marshall (127) |
| 1984 | Scioscia (52) | Marshall (3) | Guerrero (105) |
| 1985 | Guerrero (83) | Guerrero (6) | Marshall (137) |
| 1986 | Scioscia (62) | Madlock (5) | Stubbs (107) |
| 1987 | Guerrero (74) | Guerrero, Marshall, Trevino (4) | Shelby (97) |
| 1988 | Gibson (73) | Gibson, Marshall (7) | Shelby (128) |
| L.A. Record - Wynn (110) | Johnson (16) | Grabarkewitz (149) | |

| Year | Stolen Bases | Sacrifice Files | Sacrifice Hits |
|---------------------------|---------------|------------------------|------------------------------------|
| 1958 | Gilliam (18) | Furillo (7) | Zimmer (9) |
| 1959 | Gilliam (23) | Demeter (5) | Neal (21)†* |
| 1960 | Wills (50)* | Larker (9) | Neal (14) |
| 1961 | Wills (35)* | Roseboro (6) | Wills (13)* |
| 1962 | Wills (104)‡ | T. Davis, W. Davis (8) | Gilliam (15)* |
| 1963 | Wills (40)* | T. Davis, Roseboro (7) | Gilliam (12) |
| 1964 | Wills (53)* | Howard (7) | Drysdale (14) |
| 1965 | Wills (94)* | W. Davis (7) | Parker (19)* |
| 1966 | Wills (38) | W. Davis, Lefebvre (5) | Wills (13) |
| 1967 | W. Davis (20) | Fairly (8) | Parker (10) |
| 1968 | Davis (3) | Haller (9) | Parker (12) |
| 1969 | Wills (25) | Parker (6) | Mota (12) |
| 1970 | W. Davis (38) | Parker (8) | Mota (12) |
| 1971 | W. Davis (20) | Parker (8) | Mota (9) |
| 1972 | W. Davis (20) | W. Davis (7) | Sutton (11) |
| 1973 | Lopes (36) | Ferguson (10) | Russell (9) |
| 1974 | Lopes (59) | Wynn (11) | Russell (11) |
| 1975 | Lopes (77)* | Cey (8) | Lopes (13) |
| 1976 | Lopes (63)* | Garvey (9) | Hooton (13) |
| 1977 | Lopes (47) | Cey, Smith (7) | Hooton (14) |
| 1978 | Lopes (45) | Smith (13)‡* | Hooton (18) |
| 1979 | Lopes (44) | Garvey (6) | Russell (14) |
| 1980 | Law (40) | Baker (12) | Hooton (14) |
| 1981 | Lopes (20) | Baker (5) | Hooton, Reuss, Thomas, Welch (7) |
| 1982 | Sax (49) | Garvey, Baker (9) | Reuss (16) |
| 1983 | Sax (56) | Baker (7) | Russell, Valenzuela (12) |
| 1984 | Sax (34) | Guerrero (8) | Russell, Honeycutt, Valenzuela (8) |
| 1985 | Duncan (38) | Landreaux (8) | Duncan (13) |
| 1986 | Duncan (48) | Madlock (6) | Hershiser (10) |
| 1987 | Sax (37) | Shelby (9) | Hershiser (10) |
| 1988 | Sax (42) | Gibson (7) | Hershiser (19) |
| L.A. Record - Wills (104) | | Smith (13) | Neal (21) |

| Year | Slugging Percentage | Batting Average |
|-------------------------------|---------------------|-------------------|
| 1958 | Snider (.505) | Snider (.312) |
| 1959 | Snider (.535) | Snider (.308) |
| 1960 | Howard (.464) | Larker (.323) |
| 1961 | Snider (.562) | Moon (.328) |
| 1962 | Howard (.160) | T. Davis (.346)‡* |
| 1963 | Howard (.518) | T. Davis (.326)* |
| 1964 | Howard (.432) | W. Davis (.294) |
| 1965 | Johnson (.391) | Wills (.286) |
| 1966 | Fairly (.464) | W. Davis (.284) |
| 1967 | Ferrara (.467) | Ferrara (.277) |
| 1968 | Gabrielson (.428) | Haller (.285) |
| 1969 | W. Davis (.455) | Mota (.322) |
| 1970 | Parker (.457) | Parker (.319) |
| 1971 | Allen (.468) | W. Davis (.309) |
| 1972 | W. Davis (.441) | Mota (.323) |
| 1973 | McMullen (.482) | Mota (.314) |
| 1974 | Wynn (.497) | Buckner (.314) |
| 1975 | Garvey (.476) | Garvey (.319) |
| 1976 | Cey (.462) | Garvey (.317) |
| 1977 | Smith (.576)‡ | Smith (.307) |
| 1978 | Smith (.559) | Garvey (.316) |
| 1979 | Cey (.499) | Garvey (.315) |
| 1980 | Smith (.508) | Garvey (.304) |
| 1981 | Cey (.474) | Baker (.320) |
| 1982 | Guerrero (.536) | Guerrero (.304) |
| 1983 | Guerrero (.531) | Guerrero (.298) |
| 1984 | Guerrero (.462) | Guerrero (.303) |
| 1985 | Guerrero (.577)* | Guerrero (.320) |
| 1986 | Sax (.441) | Sax (.332) |
| 1987 | Guerrero (.539) | Guerrero (.338) |
| 1988 | Gibson (.483) | Gibson (.290) |
| L.A. Record - Guerrero (.577) | | T. Davis (.346) |

PITCHING

| Year | Games | Games Started | Complete Games |
|------------------------------|-------------------------|----------------------------------|-----------------------|
| 1958 | Labine (52) | Podres (31) | Podres (10) |
| 1959 | Labine (56) | Drysdale (36) | Drysdale (15) |
| 1960 | Roebuck (58) | Drysdale (36) | Drysdale (15) |
| 1961 | Perranoski, Sherry (53) | Drysdale (37) | Koufax (15) |
| 1962 | Perranoski (70)* | Drysdale (41)* | Drysdale (19) |
| 1963 | Perranoski (69)* | Drysdale (42)†* | Koufax (20) |
| 1964 | R. Miller (74) | Drysdale (40)* | Drysdale (21) |
| 1965 | Miller (61) | Drysdale (42)†* | Koufax (27)†* |
| 1966 | Regan (65) | Koufax (41) | Koufax (27)†* |
| 1967 | Perranoski (70) | Osteen (39) | Osteen (14) |
| 1968 | Brewer (54) | Osteen, Singer (36) | Drysdale, Singer (12) |
| 1969 | Mikkelsen (48) | Osteen, Sutton (41) | Singer, Osteen (16) |
| 1970 | Brewer (58) | Sutton (38) | Osteen (11) |
| 1971 | Brewer (55) | Osteen (38) | Downing, Sutton (12) |
| 1972 | Brewer (51) | Osteen, Sutton (33) | Sutton (18) |
| 1973 | Brewer (56) | Messersmith, Osteen, Sutton (33) | Sutton (14) |
| 1974 | Marshall (106)†*** | Sutton (40) | Messersmith (13) |
| 1975 | Marshall (57) | Messersmith (40)* | Messersmith (19)* |
| 1976 | Hough (77) | Sutton (34) | Sutton (15) |
| 1977 | Hough (55) | Sutton (33) | John (11) |
| 1978 | Hough (55) | Sutton (34) | Sutton (12) |
| 1979 | Hough (42) | Sutton (32) | Hooton (12) |
| 1980 | Castillo (61) | Hooton (33) | Reuss (10) |
| 1981 | Howe (41) | Valenzuela (25)† | Valenzuela (11)* |
| 1982 | Howe (66) | Valenzuela, Reuss (37) | Valenzuela (18) |
| 1983 | Niedenfuer (66) | Valenzuela (35) | Valenzuela (9) |
| 1984 | Zachry (58) | Valenzuela (34) | Valenzuela (12) |
| 1985 | Niedenfuer (64) | Valenzuela (35) | Valenzuela (14) |
| 1986 | Howell (62) | Hershiser (35) | Valenzuela (20) |
| 1987 | Holton (53) | Hershiser, Welch (35) | Valenzuela (12) |
| 1988 | Pena (60) | Hershiser, Leary (34) | Hershiser (15)† |
| L.A. Record - Marshall (106) | | Drysdale 42 (2) | Koufax 27 (2) |
| Year | Innings Pitched | Strikeouts | Base on Balls |
| 1958 | Drysdale (212) | Podres (143) | Koufax (105) |
| 1959 | Drysdale (271) | Drysdale (242)* | Drysdale (93) |
| 1960 | Drysdale (269) | Drysdale (246)* | Koufax (100) |
| 1961 | Koufax (256) | Koufax (269) | Williams (108)† |
| 1962 | Drysdale (314)* | Drysdale (232)* | Williams (98) |
| 1963 | Drysdale (315) | Koufax (306)* | Miller (65) |
| 1964 | Drysdale (321)* | Drysdale (237) | Drysdale (68) |
| 1965 | Koufax (336)†* | Koufax (382)†*** | Osteen (78) |
| 1966 | Koufax (323)* | Koufax (317)* | Koufax (77) |
| 1967 | Osteen (288) | Drysdale (196) | Singer (61) |
| 1968 | Singer (256) | Singer (227) | Singer (78) |
| 1969 | Osteen (321) | Singer (246) | Sutton (91) |
| 1970 | Sutton (260) | Sutton (201) | Foster (81) |
| 1971 | Sutton (265) | Sutton (194) | Downing (84) |
| 1972 | Sutton (273) | Sutton (207) | Osteen (69) |
| 1973 | Sutton (256.1) | Sutton (200) | Messersmith (77) |
| 1974 | Messersmith (292.1) | Messersmith (221) | Messersmith (94) |
| 1975 | Messersmith (321.2)* | Messersmith (213) | Messersmith (96) |
| 1976 | Sutton (267.2) | Sutton (161) | Sutton (82) |
| 1977 | Sutton (240.1) | Hooton (153) | Hough (70) |
| 1978 | Sutton (238.1) | Sutton (154) | Rau (68) |
| 1979 | Sutcliffe (242) | Sutton (146) | Sutcliffe (97) |
| 1980 | Reuss (229) | Welch (141) | Welch (79) |
| 1981 | Valenzuela (192)* | Valenzuela (*180) | Valenzuela (61) |
| 1982 | Valenzuela (285) | Valenzuela (199) | Valenzuela (83) |
| 1983 | Valenzuela (257) | Valenzuela (189) | Valenzuela (99) |
| 1984 | Valenzuela (261) | Valenzuela (240) | Valenzuela (106) |
| 1985 | Valenzuela (272.1) | Valenzuela (208) | Valenzuela (101) |
| 1986 | Valenzuela (269.1) | Valenzuela (242) | Hershiser (86) |
| 1987 | Hershiser (264.2) | Welch (196) | Valenzuela (124) |
| 1988 | Hershiser (267)* | Leary (180) | Hershiser (73) |
| L.A. Record - Koufax (336) | | Koufax (382) | Valenzuela (124) |

*League Leader

***Major League Record

†Tied for League Lead

‡All-Time Dodger Record

| Year | Shutouts | Saves | Won |
|-------------|----------------------------------------------|--------------------------------------|-----------------------------|
| 1958 | Podres, Williams (2) | Labine (14) | Podres (13) |
| 1959 | Craig, Drysdale (4)† | Labine (8) | Drysdale (17) |
| 1960 | Drysdale (5) | Roebuck (8) | Drysdale (15) |
| 1961 | Drysdale (3) | L. Sherry (15) | Koufax, Podres (18) |
| 1962 | Drysdale, Koufax (2) | Perranoski (19) | Drysdale (25)* |
| 1963 | Koufax (11)‡+ | Perranoski (21) | Koufax (25)† |
| 1964 | Koufax (7)* | Perranoski (10) | Koufax (19) |
| 1965 | Koufax (8) | Perranoski (11) | Koufax (26)* |
| 1966 | Koufax (5)† | Regan (17)* | Koufax (27)‡* |
| 1967 | Osteen (5) | Perranoski (12) | Osteen (17) |
| 1968 | Drysdale (8) | Brewer (12) | Drysdale (14) |
| 1969 | Osteen (7) | Brewer (20) | Singer, Osteen (20) |
| 1970 | Osteen, Sutton (4) | Brewer (24)‡ | Osteen (16) |
| 1971 | Downing (5)† | Brewer (22) | Downing (20) |
| 1972 | Sutton (9)† | Brewer (17) | Osteen (20) |
| 1973 | Messersmith, Osteen Sutton (3) | Brewer (20) | Sutton (18) |
| 1974 | Sutton (5) | Marshall (21) | Messersmith (20) |
| 1975 | Messersmith (7)* | Marshall (13) | Messersmith (19) |
| 1976 | Hooton, Sutton (4) | Hough (18) | Sutton (21) |
| 1977 | John, Sutton (3) | Hough (22) | John (20) |
| 1978 | Hooton, Rhoden Welch (3) | Forster (22) | Hooton (19) |
| 1979 | Hooton, Rau, Reuss, Sutcliffe, Sutton (1) | Castillo (7) | Sutcliffe (17) |
| 1980 | Reuss (6)* | Howe (17) | Reuss (18) |
| 1981 | Valenzuela (8)* | Howe (8) | Valenzuela (13) |
| 1982 | Reuss, Valenzuela (4) | Howe (13) | Valenzuela (19) |
| 1983 | Valenzuela (4) | Howe (18) | Valenzuela, Welch (15) |
| 1984 | Pena, Hershiser (4)† | Niedenfuer (11) | Welch (13) |
| 1985 | Hershiser, Valenzuela (5) | Niedenfuer (19) | Hershiser (19) |
| 1986 | Valenzuela, Welch (3) | Howell (12) | Valenzuela (21) |
| 1987 | Welch (4) | Pena, Young (11) | Hershiser (16) |
| 1988 | Hershiser (8)* | J. Howell (21) | Hershiser (23)† |
| L.A. Record | Koufax (11) | Brewer (24) | Koufax (27) |
| Year | Lost | Percentage (15 or more Decisions) | ERA (80 or more innings) |
| 1958 | Podres (15) | Williams (.563) | Podres (3.73) |
| 1959 | Drysdale (13) | Craig (.688) | Drysdale (3.45) |
| 1960 | Drysdale (14) | Sherry, Williams (.583) | Drysdale (2.84) |
| 1961 | Koufax (13) | Podres (.783)* | Koufax (3.52) |
| 1962 | Podres (13) | Drysdale (.735) | Koufax (2.54)* |
| 1963 | Drysdale (17) | Perranoski (.842)* | Koufax (1.88)* |
| 1964 | Drysdale (16) | Koufax (.792)* | Koufax (1.74)* |
| 1965 | Osteen (15) | Koufax (.765)* | Koufax (2.04)* |
| 1966 | Drysdale (16) | Regan (.933)* | Koufax (1.73)* |
| 1967 | Osteen (17) | Singer (.600) | Perranoski (2.45) |
| 1968 | Osteen (18)‡ | Drysdale (.538) | Drysdale (2.15) |
| 1969 | Sutton (18)‡ | Singer (.625) | Singer (2.34) |
| 1970 | Osteen (14) | Sutton (.536) | Brewer, Vance (3.13) |
| 1971 | Singer (17) | Downing (.690) | Brewer (1.89) |
| 1972 | Singer (16) | John (.688) | Sutton (2.08) |
| 1973 | Osteen (11) | John (.696)* | Sutton (2.42) |
| 1974 | Marshall (12) | John (.813)* | Marshall (2.42) |
| 1975 | Marshall, Messersmith (14) | Hooton (.720) | Messersmith (2.29) |
| 1976 | Hooton (15) | Rhoden (.800)* | Hough (2.20) |
| 1977 | Hough (12) | John (.741) | Hooton (2.62) |
| 1978 | Sutton (11) | Hooton (.655) | Welch (2.03) |
| 1979 | Sutton (15) | Sutcliff (.630) | Hooton (2.97) |
| 1980 | Goltz (11) | Reuss (.750) | Sutton (2.21)* |
| 1981 | Goltz, Valenzuela (7) | Reuss (.714) | Hooton (2.28) |
| 1982 | Valenzuela (13) | Reuss (.621) | Howe (2.06) |
| 1983 | Welch (12) | Valenzuela (.600) | Welch (2.65) |
| 1984 | Valenzuela (17) | Pena (.667) | Pena (2.48)* |
| 1985 | Honeycutt (12) | Hershiser (.864) | Hershiser (2.03) |
| 1986 | Hershiser (14) | Valenzuela (.656) | Valenzuela (3.14) |
| 1987 | Hershiser (16) | Welch (.625) | Hershiser (3.06) |
| 1988 | Leary (11) | Hershiser (.742) | Holton (1.70) |
| L.A. Record | Osteen, Sutton (18) | Regan (.933) | Koufax (1.73) |

*League Leader

***Major League Record

†Tied for League Lead

‡All-Time Dodger Record

LIFETIME DODGER FIELDING MARKS

| First Baseman | Pct. | G | PO | A | E | TC | DP | |
|----------------|-------|------|-------|------|-----|-------|------|----|
| Davis, M | .955 | 14 | 75 | 9 | 4 | 88 | 11 | |
| Dempsey, R | 1.000 | 2 | 10 | 1 | 0 | 11 | 2 | |
| Hamilton, J | — | 1 | 0 | 0 | 0 | 0 | 0 | |
| Hatcher, M | .988 | 119 | 810 | 69 | 11 | 890 | 69 | |
| Marshall, M | .992 | 124 | 1002 | 79 | 9 | 1090 | 72 | |
| Murray, E* | .993 | 1602 | 14417 | 1243 | 108 | 15768 | 1463 | |
| Stubbs, F | .986 | 263 | 1767 | 176 | 21 | 1964 | 109 | |
| Woodson, T | .994 | 32 | 160 | 10 | 1 | 171 | 13 | |
| Second Baseman | Pct. | G | PO | A | E | TC | DP | |
| Anderson, D | 1.000 | 23 | 17 | 28 | 0 | 45 | 4 | |
| Duncan, M | .977 | 26 | 61 | 66 | 3 | 130 | 10 | |
| Griffin, A | .975 | 28 | 54 | 64 | 3 | 121 | 11 | |
| Randolph, W | .980 | 1702 | 4015 | 5038 | 186 | 9239 | 1241 | |
| Sharperson, M | .963 | 58 | 76 | 108 | 7 | 191 | 23 | |
| Shelby, J | 1.000 | 1 | 0 | 1 | 0 | 1 | 0 | |
| Third Baseman | Pct. | G | PO | A | E | TC | DP | |
| Anderson, D | .968 | 161 | 69 | 233 | 10 | 312 | 25 | |
| Dempsey, R | — | 1 | 0 | 0 | 0 | 0 | 0 | |
| Griffin, A | 1.000 | 4 | 4 | 3 | 0 | 7 | 0 | |
| Hamilton, J | .947 | 202 | 131 | 302 | 24 | 457 | 19 | |
| Hatcher, M | .929 | 99 | 67 | 143 | 16 | 226 | 12 | |
| Marshall, M | 1.000 | 3 | 2 | 2 | 0 | 5 | 0 | |
| Murray, E | .900 | 3 | 3 | 6 | 1 | 10 | 1 | |
| Randolph, W | .500 | 1 | 0 | 3 | 3 | 6 | 0 | |
| Sharperson, M | 1.000 | 13 | 7 | 15 | 0 | 22 | 0 | |
| Woodson, T | .949 | 86 | 58 | 108 | 9 | 175 | 7 | |
| Shortstops | Pct. | G | PO | A | E | TC | DP | |
| Anderson, D | .971 | 370 | 526 | 995 | 46 | 1567 | 184 | |
| Duncan, M | .948 | 296 | 436 | 894 | 73 | 1403 | 140 | |
| Griffin, A** | .960 | 1414 | 2513 | 3976 | 273 | 6762 | 854 | |
| Hamilton, J | 1.000 | 5 | 3 | 5 | 0 | 8 | 1 | |
| Sharperson, M | 1.000 | 4 | 4 | 5 | 0 | 9 | 0 | |
| Outfielders | Pct. | G | PO | A | E | TC | DP | |
| Davis, M | .967 | 771 | 1645 | 45 | 57 | 1708 | 14 | |
| Dempsey, R | .964 | 23 | 25 | 2 | 1 | 28 | 1 | |
| Devereaux, M | 1.000 | 44 | 50 | 1 | 0 | 51 | 0 | |
| Duncan, M | — | 2 | 0 | 0 | 0 | 0 | 0 | |
| Gonzalez, J | .944 | 113 | 117 | 1 | 7 | 125 | 0 | |
| Gwynn, C | 1.000 | 14 | 12 | 0 | 0 | 12 | 0 | |
| Hatcher, M | .984 | 517 | 1073 | 41 | 18 | 1132 | 9 | |
| Marshall, M | .979 | 662 | 1024 | 37 | 23 | 1084 | 5 | |
| Murray, E | 1.000 | 3 | 7 | 0 | 0 | 7 | 0 | |
| Shelby, J | .982 | 723 | 1475 | 43 | 28 | 1546 | 11 | |
| Stubbs, F | .972 | 175 | 265 | 11 | 8 | 284 | 2 | |
| Catchers | Pct. | G | PO | A | E | TC | DP | PB |
| Dempsey, R | .988 | 1454 | 6630 | 682 | 90 | 7402 | 100 | 48 |
| Reyes, G | .962 | 34 | 88 | 13 | 4 | 105 | 3 | 5 |
| Scioscia, M | .987 | 910 | 5353 | 472 | 77 | 5902 | 60 | 54 |
| Pitchers | Pct. | G | PO | A | E | TC | DP | |
| Belcher, T | 1.000 | 42 | 15 | 24 | 0 | 39 | 2 | |
| Crews, T | .944 | 62 | 8 | 9 | 1 | 18 | 1 | |
| Fischer, J | 1.000 | 4 | 1 | 2 | 0 | 3 | 0 | |
| Hershiser, O | .928 | 196 | 128 | 205 | 26 | 359 | 25 | |
| Horton, R | .951 | 259 | 35 | 138 | 9 | 182 | 12 | |
| Howell, J | .963 | 288 | 35 | 68 | 4 | 107 | 5 | |
| Leary, T | .981 | 135 | 60 | 92 | 3 | 155 | 7 | |
| Martinez, R | 1.000 | 9 | 1 | 5 | 0 | 6 | 0 | |
| Pena, A | .901 | 228 | 48 | 89 | 15 | 152 | 7 | |
| Searage, R | .949 | 184 | 8 | 29 | 2 | 39 | 0 | |
| Tudor, J | .973 | 250 | 75 | 289 | 10 | 374 | 25 | |
| Valenzuela, F | .972 | 267 | 141 | 385 | 15 | 527 | 22 | |

*2 Triple Plays **1 Triple Play

L.A. DODGER GAME LEADERS BY POSITION

| | | | | | |
|-------------------|------|---------------------------------------------------------------------------------------------------------------------------------------------------------------------------------------------------------------------------------------------|------|-------------------|------|
| 1st Base | | Shortstop | | Catcher | |
| 1. Steve Garvey | 1672 | 1. Bill Russell | 1747 | 1. John Roseboro | 1199 |
| 2. Wes Parker | 1108 | 2. Maury Wills | 1497 | 2. Steve Yeager | 1181 |
| 3. Ron Fairly | 557 | 3. Dave Anderson | 370 | 3. Mike Scioscia | 909 |
| 4. Greg Brock | 447 | 4. Mariano Duncan | 296 | 4. Joe Ferguson | 496 |
| 5. Gil Hodges | 427 | 5. Don Zimmer | 203 | 5. Tom Haller | 444 |
| 2nd Base | | Outfield | | Pitcher | |
| 1. Davey Lopes | 1150 | 1. Willie Davis | 1906 | 1. Don Sutton | 550 |
| 2. Steve Sax | 970 | 2. Dusty Baker | 1092 | 2. Jim Brewer | 474 |
| 3. Jim Lefebvre | 613 | 3. Willie Crawford | 823 | 3. Don Drysdale | 459 |
| 4. Charles Neal | 523 | 4. Ken Landreaux | 769 | 4. Ron Perranoski | 457 |
| 5. Jim Gilliam | 405 | 5. Ron Fairly | 738 | 5. Charlie Hough | 401 |
| 3rd Base | | All-Time Dodger Leaders 1st Base: Gil Hodges 1851 2nd Base: Davey Lopes 1150 3rd Base: Ron Cey 1468 Shortstop: Pee Wee Reese 2016 Outfield: Zack Wheat 2288 Catcher: John Roseboro 1199 Pitcher: Don Sutton 550 | | | |
| 1. Ron Cey | 1468 | | | | |
| 2. Jim Gilliam | 761 | | | | |
| 3. Pedro Guerrero | 370 | | | | |
| 4. Jim Lefebvre | 211 | | | | |
| 5. Steve Garvey | 191 | | | | |

HOME RUN TOTALS IN L.A. - 1958 - 1988

| Year | Dodgers | | Opponents | | Home | Totals |
|---------------|-------------|-------------|-------------|-------------|-------------|-------------|
| | At L.A. | Away | Totals | At L.A. | | |
| 1958 | 92 | 80 | 172 | 101 | 72 | 173 |
| 1959 | 82 | 66 | 148 | 90 | 67 | 157 |
| 1960 | 89 | 37 | 126 | 97 | 57 | 154 |
| 1961 | 83 | 74 | 157 | 109 | 58 | 167 |
| 1962 | 47 | 93 | 140 | 39 | 76 | 115 |
| 1963 | 42 | 68 | 110 | 43 | 68 | 111 |
| 1964 | 26 | 53 | 79 | 38 | 50 | 88 |
| 1965 | 26 | 52 | 78 | 41 | 86 | 127 |
| 1966 | 43 | 65 | 108 | 36 | 48 | 84 |
| 1967 | 36 | 46 | 82 | 35 | 58 | 93 |
| 1968 | 25 | 42 | 67 | 24 | 41 | 65 |
| 1969 | 40 | 57 | 97 | 55 | 67 | 122 |
| 1970 | 34 | 53 | 87 | 82 | 82 | 164 |
| 1971 | 43 | 52 | 95 | 56 | 54 | 110 |
| 1972 | 46 | 52 | 98 | 37 | 46 | 83 |
| 1973 | 63 | 47 | 110 | 62 | 67 | 129 |
| 1974 | 68 | 71 | 139 | 51 | 61 | 112 |
| 1975 | 64 | 54 | 118 | 52 | 52 | 104 |
| 1976 | 42 | 49 | 91 | 48 | 49 | 97 |
| 1977 | 96 | 95 | 191 | 65 | 54 | 119 |
| 1978 | 78 | 71 | 149 | 59 | 48 | 107 |
| 1979 | 106 | 77 | 183 | 55 | 46 | 101 |
| 1980 | 82 | 66 | 148 | 58 | 47 | 105 |
| 1981 | 38 | 44 | 82 | 33 | 21 | 54 |
| 1982 | 57 | 81 | 138 | 35 | 46 | 81 |
| 1983 | 74 | 72 | 146 | 49 | 48 | 97 |
| 1984 | 49 | 53 | 102 | 40 | 36 | 76 |
| 1985 | 47 | 82 | 129 | 54 | 48 | 102 |
| 1986 | 57 | 73 | 130 | 46 | 69 | 115 |
| 1987 | 52 | 73 | 125 | 56 | 74 | 130 |
| 1988 | 49 | 50 | 99 | 38 | 46 | 84 |
| Totals | 1776 | 1948 | 3724 | 1684 | 1742 | 3426 |

THREE HOMERS IN A GAME BY OPPONENT AT DODGER STADIUM

The Dodgers have allowed three homers in a game to an opponent four times in the history of Dodger Stadium. Dave Kingman has accomplished it twice and Willie Stargell of the Pittsburgh Pirates and Claudell Washington of the New York Mets did it the other two times. Stargell was the first to do it on June 24, 1965 as he drove in seven runs. Kingman did it with the New York Mets on June 4, 1976 and drove in eight runs. He repeated with the Chicago Cubs on May 14, 1978 and also drove in eight runs. Washington, who currently plays for California, hit three at Dodger Stadium on June 22, 1980 and accounted for four RBI.

DODGERS WITH 30 OR MORE HOME RUNS

| | | | | | |
|----|----------------|------|----|----------------|------|
| 43 | Duke Snider | 1956 | 32 | Pedro Guerrero | 1983 |
| 42 | Duke Snider | 1955 | 32 | Reggie Smith | 1977 |
| 42 | Gil Hodges | 1954 | 32 | Jimmy Wynn | 1974 |
| 42 | Duke Snider | 1953 | 32 | Roy Campanella | 1955 |
| 41 | Roy Campanella | 1953 | 32 | Gil Hodges | 1956 |
| 40 | Gil Hodges | 1951 | 32 | Gil Hodges | 1952 |
| 40 | Duke Snider | 1957 | 32 | Gil Hodges | 1950 |
| 40 | Duke Snider | 1954 | 31 | Duke Snider | 1950 |
| 35 | Babe Herman | 1930 | 31 | Roy Campanella | 1950 |
| 34 | Dolph Camilli | 1941 | 31 | Gil Hodges | 1953 |
| 33 | Pedro Guerrero | 1985 | 31 | Frank Howard | 1962 |
| 33 | Steve Garvey | 1977 | 30 | Ron Cey | 1977 |
| 33 | Roy Campanella | 1951 | 30 | Dusty Baker | 1977 |
| 32 | Pedro Guerrero | 1982 | | | |

LIFETIME HOME RUNS - N.L. - BY PARKS

| Player | Total | All | Chi | Cin | Hst | LA | Mon | NY | Phi | Pit | SIL | SD | SF |
|------------|-------|-----|-----|-----|-----|----|-----|----|-----|-----|-----|----|----|
| Marshall | 126 | 9 | 5 | 13 | 4 | 64 | 1 | 3 | 3 | 4 | 6 | 8 | 6 |
| Stubbs | 55 | 4 | 3 | 1 | 4 | 25 | 2 | 1 | 2 | 4 | 2 | 5 | 2 |
| Scioscia | 35 | 5 | 1 | 2 | 1 | 9 | 2 | 2 | 1 | 1 | 1 | 5 | 5 |
| Shelby | 31 | 3 | 2 | 4 | 2 | 13 | 1 | 2 | 0 | 0 | 0 | 4 | 0 |
| Gibson | 25 | 2 | 3 | 1 | 1 | 14 | 1 | 1 | 0 | 0 | 2 | 0 | 0 |
| Duncan | 20 | 0 | 1 | 0 | 0 | 6 | 1 | 1 | 2 | 1 | 2 | 4 | 2 |
| Anderson | 12 | 1 | 1 | 1 | 1 | 5 | 0 | 1 | 1 | 0 | 0 | 0 | 1 |
| Hamilton | 11 | 0 | 0 | 0 | 0 | 6 | 0 | 0 | 1 | 2 | 0 | 1 | 1 |
| Hatcher | 10 | 0 | 1 | 0 | 0 | 5 | 0 | 0 | 1 | 0 | 1 | 0 | 2 |
| Dempsey | 7 | 1 | 0 | 1 | 1 | 3 | 0 | 0 | 0 | 0 | 0 | 0 | 1 |
| Valenzuela | 7 | 2 | 0 | 0 | 0 | 2 | 1 | 0 | 0 | 0 | 1 | 1 | 0 |
| Woodson | 4 | 0 | 0 | 0 | 0 | 3 | 0 | 0 | 0 | 0 | 0 | 1 | 0 |
| Davis | 2 | 0 | 1 | 0 | 0 | 1 | 0 | 0 | 0 | 0 | 0 | 0 | 0 |
| Gonzalez | 2 | 0 | 0 | 0 | 0 | 1 | 0 | 0 | 0 | 0 | 0 | 1 | 0 |
| Belcher | 1 | 0 | 0 | 0 | 0 | 1 | 0 | 0 | 0 | 0 | 0 | 0 | 0 |
| Griffin | 1 | 0 | 0 | 0 | 0 | 0 | 1 | 0 | 0 | 0 | 0 | 0 | 0 |
| Leary | 1 | 0 | 0 | 0 | 0 | 0 | 0 | 0 | 1 | 0 | 0 | 0 | 0 |
| Pena | 1 | 0 | 0 | 0 | 0 | 0 | 0 | 0 | 0 | 0 | 1 | 0 | 0 |

All time home run leaders at Dodger Stadium (as a Dodger): Ron Cey 121, Steve Garvey 118, Dusty Baker 77, Pedro Guerrero 72, Mike Marshall 64, Joe Ferguson 60, Willie Davis 57, Davey Lopes 50, Steve Yeager 48, Reggie Smith 42, Willie Crawford 42, Rick Monday 39, Frank Howard 37, Greg Brock 34, Jim Lefebvre 30, Jim Wynn 27, Tommy Davis 24, Wes Parker 23, Franklin Stubbs 25.

DODGERS' YEARLY HOME RUN LEADERS AT DODGER STADIUM

Steve Garvey set the Los Angeles Dodger record for home runs in a season at Dodger Stadium in 1979 as he hit 20. The yearly leaders:

| | |
|-----------------------------------|------------------------------------|
| 1988 - Kirk Gibson, 14 | 1974 - Jimmy Wynn, 18 |
| 1987 - Pedro Guerrero, 12 | 1973 - Joe Ferguson, 13 |
| 1986 - Mike Marshall, 13 | 1972 - Frank Robinson, 12 |
| 1985 - Mike Marshall, 15 | 1971 - Richie Allen, 11 |
| 1984 - Mike Marshall, 11 | 1970 - Bill Grabarkewitz, 8 |
| 1983 - Greg Brock, 14 | 1969 - Andy Kosco, 10 |
| 1982 - Pedro Guerrero, 15 | 1968 - Willie Davis & Ken Boyer, 4 |
| 1981 - Ron Cey, 9 | 1967 - Al Ferrara, 9 |
| 1980 - Steve Garvey & Ron Cey, 16 | 1966 - Jim Lefebvre, 11 |
| 1979 - Steve Garvey, 20 | 1965 - Lou Johnson, 6 |
| 1978 - Steve Garvey, 18 | 1964 - Frank Howard, 11 |
| 1977 - Dusty Baker, 18 | 1963 - Frank Howard, 13 |
| 1976 - Ron Cey, 12 | 1962 - Tommy Davis, 14 |
| 1975 - Ron Cey, 18 | |

HOME RUNS IN FIRST APPEARANCE

Four Dodgers have hit home runs in their first Major League appearance and two of the four have come by a pitcher. All four hit home runs for Brooklyn. They are: pitcher Dan Bankhead, Aug. 26, 1947; pitcher Clise Dudley, April 27, 1929; outfielder Ernie Koy, April 19, 1938; and infielder Gordon Slade, May 24, 1930. Who will be the first Los Angeles Dodger to do it?

DODGER GRAND SLAM HOME RUNS

| Date | Player | Opponent | Pitcher | Innings |
|---------|----------------------|------------------|-------------------|---------|
| 8-23-58 | Gil Hodges | Milwaukee | Bob Trowbridge | 8 |
| 4-29-60 | John Roseboro | San Francisco | Sam Jones | 5 |
| 5-17-60 | Frank Howard | at Milwaukee | Bob Buhl | 8 |
| 5-31-60 | Norm Sherry | St. Louis | Ronnie Kline | 6 |
| 6-4-60 | Wally Moon | Chicago | Seth Morehead | 7 |
| 7-28-60 | Frank Howard | Cincinnati | Jim O'Toole | 7 |
| 7-30-60 | Tommy Davis | Milwaukee | Ron Piche | 7 |
| 4-29-61 | Frank Howard | at Chicago | Dick Ellsworth | 5 |
| 6-2-61 | Tommy Davis | San Francisco | Eddie Fisher | 10 |
| 7-26-61 | Norm Larker | at Philadelphia | Frank Sullivan | 8 |
| 8-9-61 | Don Drysdale | Milwaukee | Don Nottebart | 2 |
| 7-2-62 | (1st G) Willie Davis | Philadelphia | Jack Hamilton | 3 |
| 9-10-62 | Tommy Davis | Chicago | Dick Ellsworth | 3 |
| 7-4-63 | Ken McMullen | St. Louis | Ernie Broglio | 6 |
| 7-21-63 | (2nd G) Ron Fairly | Milwaukee | Hank Fichser | 3 |
| 9-12-63 | John Roseboro | at Pittsburgh | Bob Friend | 1 |
| 9-9-64 | Willie Davis | at San Francisco | Bob Hendley | 5 |
| 7-16-68 | Ron Fairly | at Cincinnati | Jim Maloney | 5 |
| 9-9-68 | Bill Sudakis | at St. Louis | Dick Hughes | 2 |
| 4-15-69 | Andy Kosco | San Diego | Johnny Podres | 5 |
| 8-16-69 | Maurly Wills | at Montreal | Larry Jaster | 5 |
| 7-22-70 | Tom Haller* | Montreal | Claude Raymond | 7 |
| 8-5-70 | Willie Davis | Atlanta | Don Cardwell | 5 |
| 7-27-71 | Bill Buckner | Pittsburgh | Jim Grant | 7 |
| 5-25-73 | Willie Crawford | New York | John Matlack | 5 |
| 8-5-74 | Steve Yeager | Cincinnati | Don Gullett | 7 |
| 9-15-74 | Jim Wynn | Cincinnati | Pedro Borbon | 7 |
| 4-16-75 | Jim Wynn | Cincinnati | Pat Darcy | 7 |
| 4-24-75 | Ken McMullen* | San Diego | Dave Tomlin | 6 |
| 6-18-75 | Ron Cey | Houston | Tom Griffin | 1 |
| 9-27-75 | Steve Yeager | Houston | Ken Forsch | 3 |
| 6-7-76 | Ron Cey | Philadelphia | Ron Reed | 1 |
| 4-24-77 | Ron Cey | at Atlanta | Rick Camp | 8 |
| 5-5-77 | Ron Cey | New York | Tom Seaver | 5 |
| 6-22-77 | Steve Garvey | St. Louis | Clay Carroll | 4 |
| 8-22-77 | Steve Yeager | at St. Louis | John Denny | 3 |
| 8-28-77 | Steve Garvey | St. Louis | Clay Carroll | 7 |
| 9-12-77 | Dusty Baker | San Diego | Dave Freisleben | 6 |
| 10-4-77 | Ron Cey+ | Philadelphia | Steve Carlton | 7 |
| 10-5-77 | Dusty Baker+ | Philadelphia | Jim Lonborg | 4 |
| 6-12-78 | Dusty Baker | Philadelphia | Jim Lonborg | 6 |
| 7-6-78 | Dave Lopes | Atlanta | Craig Skok | 11 |
| 7-26-78 | Steve Garvey | Chicago | Dave Roberts | 3 |
| 8-16-78 | Reggie Smith | at Philadelphia | Jim Kaat | 3 |
| 4-6-79 | Joe Ferguson | San Diego | Randy Jones | 1 |
| 7-24-79 | Dusty Baker | Philadelphia | Warren Brusstar | 6 |
| 8-10-79 | Derrel Thomas | at San Francisco | Bob Knepper | 2 |
| 9-2-79 | Dave Lopes | Chicago | Bruce Sutter | 9 |
| 9-25-79 | Ron Cey | at San Francisco | Ed Halicki | 2 |
| 9-28-79 | Steve Garvey | Houston | Vern Riffe | 8 |
| 6-30-82 | (1st G) Dusty Baker | San Diego | Juan Eichelberger | 5 |
| 10-1-82 | Rick Monday | at San Francisco | Fred Breining | 8 |
| 5-18-83 | Greg Brockat | Montreal | Bill Gullickson | 5 |
| 6-23-83 | Pedro Guerrero | at San Diego | Elias Sosa | 4 |
| 7-23-83 | Ken Landreaux | at St. Louis | Bruce Sutter | 8 |
| 9-7-83 | Mike Marshall | Cincinnati | Ben Hayes | 10 |
| 6-13-84 | Mike Marshall | San Francisco | Scott Garrelts | 3 |
| 6-21-84 | Steve Yeager* | at Cincinnati | Bob Owchinko | 7 |
| 7-24-85 | Greg Brock | Pittsburgh | Al Holland | 6 |
| 7-26-85 | Mike Marshall | Chicago | Warren Brusstar | 6 |
| 8-21-85 | Mike Marshall | at Philadelphia | Jerry Koosman | 1 |
| 8-23-85 | Pedro Guerrero | at Montreal | Tim Burke | 6 |
| 8-23-85 | Mariano Duncan | at Montreal | Gary Lucas | 7 |
| 9-10-85 | (2nd G) Greg Brock | at Atlanta | Steve Shields | 7 |
| 5-7-86 | Steve Sax | at Chicago | Jay Baller | 7 |
| 8-1-86 | Greg Brock | Cincinnati | Mario Soto | 1 |
| 8-2-86 | Enos Cabell | Cincinnati | John Franco | 8 |
| 8-3-87 | Mike Marshall | at Cincinnati | Ted Power | 3 |
| 4-23-88 | Mike Marshall | at San Francisco | Don Robinson | 9 |
| 7-6-88 | Franklin Stubbs | St. Louis | Todd Worrell | 8 |

*Pinch hit +National League Playoffs

All-time Dodger grand slam leaders - Gil Hodges 14; Carl Furillo 8; Roy Campanella 6; Mike Marshall 6; Pee Wee Reese 6; Ron Cey 6; Duke Snider 5; Dusty Baker 4; Greg Brock 4; Steve Garvey 4; Steve Yeager 4; Tommy Davis 3; Willie Davis 3; Frank Howard 3. Los Angeles All-time Leaders - Ron Cey 6; Mike Marshall 6.

INSIDE-THE-PARK HOME RUNS

The Dodgers have a total of 27 inside-the-park home runs in Los Angeles history. The list:

| Date | Player | | Club |
|----------------|----------------|----|---------------|
| Apr. 22, 1959 | Don Demeter | | San Francisco |
| Apr. 30, 1959 | Duke Snider | at | Philadelphia |
| June 4, 1960 | Wally Moon | | Chicago |
| Aug. 16, 1960 | Wally Moon | at | Chicago |
| May 5, 1962 | Doug Camilli | at | Pittsburgh |
| May 25, 1962 | Larry Burright | | New York |
| May 30, 1962* | Maury Wills | at | New York |
| Aug. 19, 1962 | Willie Davis | at | Cincinnati |
| May 3, 1964 | Willie Davis | | San Francisco |
| May 5, 1965 | Ron Fairly | at | Cincinnati |
| Aug. 20, 1965* | Bob Bailey | at | Pittsburgh |
| May 29, 1966 | Jim Lefebvre | | New York |
| June 7, 1966 | Al Ferrara | at | Chicago |
| June 30, 1967 | Wes Parker | at | Houston |
| July 1, 1969 | Manny Mota | | Houston |
| July 16, 1969 | Willie Davis | at | Houston |
| July 9, 1970 | Willie Davis | at | Houston |
| June 11, 1972 | Manny Mota | | Pittsburgh |
| June 11, 1972 | Willie Davis | | Pittsburgh |
| July 26, 1978 | Davey Lopes | | Chicago |
| Aug. 3, 1978 | Lee Lacy | at | San Francisco |
| July 19, 1979 | Joe Ferguson | | Montreal |
| July 23, 1979 | Davey Lopes | | New York |
| July 6, 1985 | Ken Landreaux | at | St. Louis |
| June 9, 1986 | Mariano Duncan | | Cincinnati |
| June 6, 1987 | John Shelby | at | Cincinnati |
| May 2, 1988 | Steve Sax | | Pittsburgh |

* first game of doubleheader

DODGERS' 20-GAME WINNERS (from 1900)

| Wins | Pitcher | Year | Wins | Pitcher | Year |
|------|------------------|------|------|---------------------|------|
| 29 | Joseph McGinnity | 1900 | 22 | Nap Rucker | 1911 |
| 28 | Dazzy Vance | 1924 | 22 | Harry Schmidt | 1903 |
| 27 | Sandy Koufax | 1966 | 22 | William Kennedy | 1900 |
| 27 | Don Newcombe | 1956 | 21 | Fernando Valenzuela | 1986 |
| 26 | Sandy Koufax | 1965 | 21 | Don Sutton | 1976 |
| 25 | Sandy Koufax | 1963 | 21 | Ralph Branca | 1947 |
| 25 | Don Drysdale | 1962 | 21 | Burleigh Grimes | 1923 |
| 25 | Ed Pfeffer | 1916 | 21 | Walter Ruether | 1922 |
| 25 | William Donovan | 1901 | 20 | Tommy John | 1977 |
| 23 | Orel Hershiser | 1988 | 20 | Andy Messersmith | 1974 |
| 23 | Don Drysdale | 1965 | 20 | Claude Osteen | 1972 |
| 23 | Burleigh Grimes | 1920 | 20 | Al Downing | 1971 |
| 23 | Ed Pfeffer | 1914 | 20 | Bill Singer | 1969 |
| 22 | J. Whitlow Wyatt | 1941 | 20 | Claude Osteen | 1969 |
| 22 | W. Kirby Higbe | 1941 | 20 | Don Newcombe | 1955 |
| 22 | Dazzy Vance | 1928 | 20 | Carl Erskine | 1953 |
| 22 | Preacher Roe | 1951 | 20 | Don Newcombe | 1951 |
| 22 | Dazzy Vance | 1925 | 20 | Luke Hamlin | 1939 |
| 22 | Burleigh Grimes | 1924 | 20 | W. William Clark | 1932 |
| 22 | Burleigh Grimes | 1921 | | | |

DOUBLE FIGURES IN HOME RUNS

Three Dodger teams have had eight men in double figures in home runs - the 1979, the 1961 and the 1953 Dodgers. The National and American League record is nine men. The 1979 Dodgers to do it were Steve Garvey (28), Ron Cey (28), Davey Lopes (28), Dusty Baker (23), Joe Ferguson (20), Gary Thomasson (14), Steve Yeager (13) and Reggie Smith (10). The 1961 Dodgers to do it were John Roseboro (18), Wally Moon (17), Duke Snider (16), Frank Howard (15), Tommy Davis (15), Willie Davis (12), Charlie Neal (10) and Ron Fairly (10). The 1953 Dodgers to do it were Duke Snider (42), Roy Campanella (41), Gil Hodges (31), Carl Furillo (21), Pee Wee Reese (13), Jackie Robinson (12), Wayne Belardi (11) and Billy Cox (10).

DODGER RELIEF ARTISTS & SAVES

Only 22 Dodger pitchers have accomplished double figures in saves for a season. Steve Howe (17 in 1980) and Joe Black (15 in 1952) are the only Dodger rookie pitchers to hit double figures in saves. The 22 Dodger save leaders:

| Pitcher | Saves | Year | Pitcher | Saves | Year |
|----------------|-------|------|----------------|-------|------|
| Jim Brewer | 24 | 1970 | Larry Sherry | 15 | 1961 |
| Jim Hughes | 24 | 1954 | Jack Quinn | 15 | 1931 |
| Jim Brewer | 22 | 1971 | Jim Brewer | 14 | 1968 |
| Charlie Hough | 22 | 1977 | Clem Labine | 14 | 1958 |
| Terry Forster | 22 | 1978 | Ron Perranoski | 14 | 1964 |
| Jay Howell | 21 | 1988 | Steve Howe | 13 | 1982 |
| Mike Marshall | 21 | 1974 | Hugh Casey | 13 | 1942 |
| Ron Perranoski | 21 | 1963 | Mike Marshall | 13 | 1975 |
| Phil Regan | 21 | 1966 | Alejandro Pena | 12 | 1988 |
| Jim Brewer | 20 | 1969 | Ken Howell | 12 | 1986 |
| Jim Brewer | 20 | 1973 | Ken Howell | 12 | 1985 |
| Ron Perranoski | 20 | 1973 | Mike Garman | 12 | 1977 |
| Tom Niedenfuer | 19 | 1985 | Ed Roebuck | 12 | 1955 |
| Clem Labine | 19 | 1956 | Alejandro Pena | 11 | 1987 |
| Steve Howe | 18 | 1983 | Matt Young | 11 | 1987 |
| Hugh Casey | 18 | 1947 | Tom Niedenfuer | 11 | 1986 |
| Charlie Hough | 18 | 1976 | Tom Niedenfuer | 11 | 1984 |
| Steve Howe | 17 | 1980 | Tom Niedenfuer | 11 | 1983 |
| Jim Brewer | 17 | 1972 | Clem Labine | 11 | 1955 |
| Clem Labine | 17 | 1957 | Larry Sherry | 11 | 1962 |
| Ron Perranoski | 17 | 1965 | Dick Farrell | 10 | 1961 |
| Ron Perranoski | 16 | 1967 | Les Webber | 10 | 1943 |
| Joe Black | 15 | 1952 | | | |

L.A. DODGER NO-HITTERS

| Date | Pitcher | Club | Score |
|---------------|--------------|------------------|-------|
| June 30, 1962 | Sandy Koufax | New York | 5-0 |
| May 11, 1963 | Sandy Koufax | San Francisco | 8-0 |
| June 4, 1964 | Sandy Koufax | at Philadelphia | 3-0 |
| Sept. 9, 1965 | Sandy Koufax | Chicago | 1-0* |
| July 20, 1970 | Bill Singer | Philadelphia | 5-0 |
| June 27, 1980 | Jerry Reuss | at San Francisco | 8-0 |

*Perfect Game

Last no-hitter vs Dodgers: Sept. 16, 1988, by Tom Browning of Cincinnati Reds, at Cincinnati, 1-0* (was a perfect game)

BROOKLYN NO-HITTERS

| Date | Pitcher | Club | Score |
|---------------------------|----------------------|---------------|-------------------------|
| October 4, 1884 | Samuel Kimber | Toledo | 0-0 (11 inns, darkness) |
| July 24, 1886 | Bill Terry | St. Louis | 1-0 |
| May 27, 1888 | Bill Terry | Louisville | 4-0 |
| July 31, 1891 | Thomas Lovett | New York | 6-0 |
| June 2, 1894 | Edward F. Stein | Chicago | 1-0 (6 inns) |
| July 20, 1906 | Malcolm Eason | at St. Louis | 2-0 |
| Sept. 5, 1908 (2nd game) | Nap Rucker | Boston | 6-0 |
| Sept. 13, 1925 (1st game) | Dazzy Vance | Philadelphia | 10-1 |
| August 27, 1937 | Fred M. Frankhouse | Cincinnati | 5-0 (7.2 inns) |
| April 30, 1940 | James (Tex) Carleton | at Cincinnati | 3-0 |
| April 23, 1946 | Edward Head | Boston | 5-0 |
| September 9, 1948 | Rex Barney | at New York | 2-0 |
| June 19, 1952 | Carl Erskine | Chicago | 5-0 |
| May 12, 1956 | Carl Erskine | New York | 3-0 |
| September 25, 1956 | Sal Maglie | Philadelphia | 5-0 |

THE DODGERS' 100 RBI CLUB

| | | | | |
|------|----------------|-----|------------------|-----|
| 1983 | Pedro Guerrero | 103 | Jimmy Wynn | 108 |
| 1982 | Pedro Guerrero | 100 | 1970 Wes Parker | 111 |
| 1980 | Steve Garvey | 106 | 1962 Tommy Davis | 153 |
| 1979 | Steve Garvey | 110 | Frank Howard | 119 |
| 1978 | Steve Garvey | 113 | 1956 Duke Snider | 101 |
| 1977 | Steve Garvey | 115 | 1955 Duke Snider | 136 |
| | Ron Cey | 110 | Roy Campanella | 107 |
| 1975 | Ron Cey | 101 | Gil Hodges | 102 |
| 1974 | Steve Garvey | 111 | | |

THE DODGERS' 100 RBI CLUB (continued)

| | | | | | |
|------|-----------------|-----|------|----------------|-----|
| 1954 | Gil Hodges | 130 | 1943 | Babe Herman | 100 |
| | Duke Snider | 130 | 1942 | Dolph Camilli | 109 |
| 1953 | Roy Campanella | 142 | 1941 | Dolph Camilli | 120 |
| | Duke Snider | 126 | 1939 | Dolph Camilli | 104 |
| | Gil Hodges | 122 | 1938 | Dolph Camilli | 100 |
| 1952 | Gil Hodges | 102 | 1934 | Sam Leslie | 102 |
| 1951 | Roy Campanella | 108 | 1932 | Hack Wilson | 123 |
| | Gil Hodges | 103 | 1930 | Babe Herman | 130 |
| | Duke Snider | 101 | | Glenn Wright | 126 |
| 1950 | Gil Hodges | 113 | | Del Bissonette | 113 |
| | Duke Snider | 107 | 1929 | Babe Herman | 113 |
| | Carl Furillo | 106 | 1928 | Del Bissonette | 106 |
| 1949 | Jackie Robinson | 124 | 1925 | Jake Fournier | 130 |
| | Gil Hodges | 115 | | Zack Wheat | 103 |
| | Carl Furillo | 106 | 1924 | Jake Fournier | 116 |
| 1946 | Dixie Walker | 116 | 1923 | Jake Fournier | 102 |
| 1945 | Dixie Walker | 124 | 1922 | Zack Wheat | 112 |
| | Luis Olmo | 110 | | | |

DODGERS' BIG RBI MONTHS 1958-1988

| | | | |
|------------------------|------------------|---------------------|------------------|
| 41 - Frank Howard | August, 1962 | 24 - Tommy Davis | April, 1962 |
| 37 - Mike Marshall | Sept.-Oct., 1985 | 24 - Wally Moon | June, 1960 |
| 33 - Tommy Davis | June, 1962 | 24 - Carl Furillo | August, 1958 |
| 30 - Ron Fairly | July, 1964 | 23 - Dusty Baker | July, 1983 |
| 30 - Steve Garvey | June, 1977 | 23 - Pedro Guerrero | May, 1981 |
| 29 - Ron Cey | April, 1977 | 23 - Steve Garvey | June, 1980 |
| 27 - Wes Parker | May, 1972 | 23 - Ron Cey | July, 1974 |
| 26 - Pedro Guerrero | June, 1985 | 23 - Norm Larker | September, 1960 |
| 26 - Dusty Baker | June, 1980 | 23 - Duke Snider | August, 1959 |
| 26 - Dusty Baker | August, 1979 | 23 - Gil Hodges | June, 1959 |
| 26 - Joe Ferguson | May, 1973 | 22 - Pedro Guerrero | May, 1987 |
| 26 - Willie Davis | August, 1972 | 22 - Steve Garvey | Sept.-Oct., 1982 |
| 25 - Steve Garvey | May, 1974 | 22 - Steve Garvey | May, 1981 |
| 25 - Tommy Davis | July, 1962 | 22 - Ron Cey | May, 1981 |
| 24 - Greg Brock | July, 1985 | 22 - Steve Garvey | Sept.-Oct., 1978 |
| 24 - Pedro Guerrero | August, 1985 | 22 - Reggie Smith | August, 1978 |
| 24 - Pedro Guerrero | Sept., 1984 | 22 - Reggie Smith | July, 1978 |
| 24 - Pedro Guerrero | May, 1982 | 22 - Rick Monday | April, 1978 |
| 24 - Steve Garvey | September, 1979 | 22 - Ron Cey | July, 1977 |
| 24 - Steve Garvey | May, 1979 | 22 - Willie Davis | August, 1970 |
| 24 - Reggie Smith | May, 1978 | 22 - Tommy Davis | August, 1962 |
| 24 - Willie Davis | May, 1970 | 22 - Ron Fairly | September, 1961 |
| 24 - Bill Grabarkewitz | May, 1970 | 22 - Willie Davis | May, 1961 |
| 24 - Tommy Davis | May, 1962 | | |

THE DODGERS' 200-HIT CLUB

Steve Garvey had six 200-hit seasons to lead all Dodgers and only seven players in Major League history have had more than five seasons of 200 hits. Pete Rose holds the record with 10 seasons of 200 or more hits. The Dodgers' 200-hit club:

| Year | Player | Hits | Year | Player | Hits |
|------|----------------|------|------|-----------------|------|
| 1900 | Willie Keeler | 204 | 1932 | Lefty O'Doul | 219 |
| 1901 | Willie Keeler | 202 | 1949 | Jackie Robinson | 203 |
| 1921 | Jim Johnston | 203 | 1962 | Tommy Davis | 230 |
| 1922 | Zack Wheat | 201 | | Maury Wills | 208 |
| 1923 | Jim Johnston | 203 | 1974 | Steve Garvey | 200 |
| 1924 | Zack Wheat | 212 | 1975 | Steve Garvey | 210 |
| 1925 | Milt Stock | 202 | 1976 | Steve Garvey | 200 |
| 1929 | Babe Herman | 217 | 1978 | Steve Garvey | 202 |
| | John Frederick | 206 | 1979 | Steve Garvey | 204 |
| 1930 | Babe Herman | 241 | 1980 | Steve Garvey | 200 |
| | John Frederick | 206 | 1986 | Steve Sax | 210 |

LONGEST LIFETIME L.A. DODGER HITTING STREAKS

All-Time Dodger Record 31 games, Willie Davis - 1969. Leaders: Willie Davis (1969) 31, Steve Sax (1986) 25, Willie Davis (1971) 25, John Shelby (1988) 24, Steve Garvey (1978) 21, Steve Garvey (1978) 20, Maury Wills (1965) 20, Tommy Davis (1964) 20, Tommy Davis (1960) 20, Pedro Guerrero (1982) 19, Bill Madlock (1985) 18, Davey Lopes (1979) 18, Bill Sudakis (1968) 18, Tommy Davis (1962) 18, Ron Cey (1977) 17, Bill Buckner (1974) 17, Willie Davis (1965) 17, Maury Wills (1963) 17, Wally Moon (1959) 17.

HITTING FOR THE CYCLE

Babe Herman holds the Dodger record and is tied for the Major League record for most times hitting for the cycle - three. Herman did it in 1931 (twice) for the Dodgers and in 1933 for the Chicago Cubs. Bob Meusel (1921-22-28) and John Reilly (1883 (2) & 1890) also did it three times to share the Major League mark. Dodgers who have hit for the cycle:

| Player | Date | Player | Date |
|----------------|-------------------|-----------------|--------------------|
| James J. Davis | July 18, 1890 | Dixie Walker | Sept. 2, 1944 |
| Tom P. Burns | Aug. 1, 1890 (2g) | Jackie Robinson | Aug. 29, 1948 (1g) |
| James Johnston | May 25, 1922 (1g) | Gil Hodges | June 25, 1949 |
| Babe Herman | May 18, 1931 | Wes Parker | May 7, 1970 |
| Babe Herman | July 24, 1931 | | |

DODGER PINCH-HITTING LEADERS

Manny Mota and Ed Goodson hold the Dodger record for pinch hits in a season at 15. Mota did it in 1974 and 1979 and Goodson accomplished it in 1976. The yearly Dodger pinch-hitting leader:

| Year | Player | Pinch-Hits | Year | Player | Pinch-Hits |
|------|-------------------------------|------------|------|-------------------------------|------------|
| 1958 | Elmer Valo | 9 | 1973 | Steve Garvey | 12 |
| 1959 | Norm Larker | 8 | 1974 | Manny Mota | 15 |
| 1960 | Chuck Essegian | 8 | 1975 | Manny Mota, Leron Lee | 10 |
| 1961 | Frank Howard | 9 | 1976 | Ed Goodson | 15 |
| 1962 | Lee Walls | 13 | 1977 | Manny Mota | 14 |
| 1963 | Lee Walls, Wally Moon | 7 | 1978 | Lee Lacy | 13 |
| 1964 | Wally Moon | 7 | 1979 | Manny Mota | 15 |
| 1965 | Wally Moon | 5 | 1980 | Pedro Guerrero, | 11 |
| 1966 | T. Davis, Al Ferrara | 5 | | Jay Johnstone, Gary Thomasson | |
| 1967 | Wes Parker, Lou Johnson | 5 | 1981 | Jay Johnstone | 11 |
| | John Roseboro, Jimmy Campanis | | 1982 | Ron Roenicke | 13 |
| | Len Gabrielson, Al Ferrara | | 1983 | Jose Morales | 12 |
| 1968 | Jim Fairey | 8 | 1984 | Candy Maldonado | 9 |
| 1969 | Len Gabrielson | 13 | 1985 | Terry Whitfield | 14 |
| 1970 | Len Gabrielson | 8 | 1986 | Bill Russell | 10 |
| 1971 | Willie Crawford | 8 | 1987 | Ken Landreaux | 10 |
| 1972 | Manny Mota | 10 | 1988 | Mickey Hatcher | 12 |

L.A. DODGER OPENERS

| Season Openers, 1958-1988 | Starter | Result | Attendance |
|-------------------------------------|------------|----------------------------|------------|
| 1958 April 15, at San Francisco | Drysdale | Dodgers lost, 8-0 | 23,448 |
| 1959 April 11, at Chicago | Drysdale | Dodgers lost, 6-1 | 12,288 |
| 1960 April 12, Chicago at L.A. | Drysdale | Dodgers won, 3-2 (11 inn) | 67,550 |
| 1961 April 11, Philadelphia at L.A. | Drysdale | Dodgers won, 6-2 | 50,927 |
| 1962 April 10, Cincinnati at L.A. | Podres | Dodgers lost, 6-3 | 52,564 |
| 1963 April 9, at Chicago | Drysdale | Dodgers won, 5-1 | 18,589 |
| 1964 April 14, St. Louis at L.A. | Koufax | Dodgers won, 4-0 | 50,451 |
| 1965 April 12, at New York | Drysdale | Dodgers won, 6-1 | 37,999 |
| 1966 April 12, Houston at L.A. | Osteen | Dodgers won, 3-2 | 34,520 |
| 1967 April 10, at Cincinnati | Miller | Dodgers lost, 6-1 | 28,422 |
| 1968 April 10, Philadelphia at L.A. | Osteen | Dodgers won, 2-0 | 28,138 |
| 1969 April 7, at Cincinnati | Drysdale | Dodgers won, 3-2 | 30,111 |
| 1970 April 7, Cincinnati at L.A. | Osteen | Dodgers lost, 4-0 | 30,457 |
| 1971 April 5, at Houston | Singer | Dodgers lost, 5-2 | 22,421 |
| 1972 April 15, at Cincinnati | Sutton | Dodgers won, 3-1 | 37,895 |
| 1973 April 6, at San Diego | Sutton | Dodgers lost, 4-2 | 32,019 |
| 1974 April 5, San Diego at L.A. | Sutton | Dodgers won, 8-0 | 31,566 |
| 1975 April 7, at Cincinnati | Sutton | Dodgers lost, 2-1 (14 inn) | 52,526 |
| 1976 April 9, at San Francisco | Sutton | Dodgers lost, 4-2 | 37,261 |
| 1977 April 7, San Francisco at L.A. | Sutton | Dodgers won, 5-1 | 51,022 |
| 1978 April 7, at Atlanta | Sutton | Dodgers won, 13-4 | 42,866 |
| 1979 April 5, San Diego at L.A. | Hooton | Dodgers lost, 4-3 | 46,536 |
| 1980 April 10, at Houston | Hooton | Dodgers lost, 3-2 | 33,270 |
| 1981 April 9, Houston at L.A. | Valenzuela | Dodgers won, 2-0 | 50,511 |
| 1982 April 6, San Francisco at L.A. | Reuss | Dodgers won, 4-3 | 49,662 |
| 1983 April 5, at Houston | Valenzuela | Dodgers won, 16-7 | 27,343 |
| 1984 April 3, St. Louis at L.A. | Valenzuela | Dodgers lost, 11-7 | 50,103 |
| 1985 April 9, at Houston | Valenzuela | Dodgers lost, 2-1 | 42,876 |
| 1986 April 7, San Diego at L.A. | Valenzuela | Dodgers won, 2-1 | 49,444 |
| 1987 April 6, at Houston | Hershiser | Dodgers lost, 4-3 | 44,585 |
| 1988 April 4, San Francisco at L.A. | Valenzuela | Dodgers lost, 5-1 | 48,484 |

* Dodgers are 16-15 in season openers since moving to L.A. in 1958.

HOME OPENERS SINCE 1958
(other than season Opening Day)

| | | | |
|--------------------------------------|---------|--------------------------------------|-----------|
| 1958 April 18, San Francisco at L.A. | Erskine | 1973 April 11, Cincinnati at L.A. | Sutton |
| 1959 April 14, St. Louis at L.A. | Podres | 1975 April 14, Cincinnati at L.A. | Rau |
| 1963 April 16, Chicago at L.A. | Podres | 1976 April 13, San Diego at L.A. | Hooton |
| 1965 April 20, New York at L.A. | Osteen | 1978 April 14, Atlanta at L.A. | John |
| 1967 April 18, Cincinnati at L.A. | Osteen | 1980 April 17, Houston at L.A. | Sutton |
| 1969 April 15, San Diego at L.A. | Osteen | 1983 April 8, Montreal at L.A. | Hooton |
| 1971 April 9, San Diego at L.A. | Singer | 1985 April 12, San Francisco at L.A. | Honeycutt |
| 1972 April 21, San Diego at L.A. | Downing | 1987 April 9, San Francisco at L.A. | Welch |

* Dodgers are 17-14 in home openers since moving to L.A. in 1958.

Dodgers are 14-13 in home openers at Dodger Stadium.

L.A. DODGER OPENING DAY LINEUPS, 1958-1988

| 1958 | | 1963 | | 1968 | | 1973 | |
|----------|----|----------|----|--------------|----|----------|----|
| Cimoli | cf | Wills | ss | W. Davis | cf | Lacy | 2b |
| Reese | ss | Oliver | 2b | Versalles | ss | Mota | lf |
| Snider | lf | W. Davis | cf | Parker | 1b | Buckner | 1b |
| Hodges | 1b | T. Davis | lf | Ferrara | lf | W. Davis | cf |
| Neal | 2b | Skowron | 1b | Bailey | 3b | Crawford | rf |
| Gray | 3b | Roseboro | c | Fairly | rf | Ferguson | c |
| Furillo | rf | Fairly | rf | Popovich | 2b | McMullen | 3b |
| Walker | c | McMullen | 3b | Haller | c | Russell | ss |
| Drysdale | p | Drysdale | p | Osteen | p | Sutton | p |
| 1959 | | 1964 | | 1969 | | 1974 | |
| Fairly | rf | Wills | ss | Crawford | cf | Lopes | 2b |
| Moon | lf | Gilliam | 2b | Gabrielson | rf | Buckner | 1b |
| Roseboro | c | W. Davis | cf | Sudakis | 3b | Wynn | cf |
| Snider | cf | T. Davis | lf | Fairly | 1b | Ferguson | c |
| Neal | 2b | Fairly | 1b | Kosco | lf | Crawford | rf |
| Hodges | 1b | Howard | rf | Haller | c | Cey | 3b |
| Zimmer | ss | Roseboro | c | Lefebvre | 2b | Joshua | lf |
| Baxes | 3b | Werhas | 3b | Sizemore | ss | Russell | ss |
| Drysdale | p | Koufax | p | Drysdale | p | Sutton | p |
| 1960 | | 1965 | | 1970 | | 1975 | |
| Gilliam | 3b | Wills | ss | Wills | ss | Lopes | 2b |
| Neal | 2b | Parker | 1b | Buckner | lf | Buckner | lf |
| Moon | lf | W. Davis | cf | W. Davis | cf | Wynn | cf |
| Snider | rf | T. Davis | lf | Crawford | rf | Ferguson | rf |
| Hodges | 1b | Roseboro | c | Parker | 1b | Garvey | 1b |
| Roseboro | c | Lefebvre | 2b | Garvey | 3b | Cey | 3b |
| Demeter | cf | Fairly | rf | Haller | c | Yeager | c |
| Wills | ss | Kennedy | 3b | Sizemore | 2b | Russell | ss |
| Drysdale | p | Drysdale | p | Osteen | p | Sutton | p |
| 1961 | | 1966 | | 1971 | | 1976 | |
| Wills | ss | Wills | ss | Wills | ss | Buckner | lf |
| W. Davis | cf | Parker | 1b | Buckner | rf | Sizemore | 2b |
| T. Davis | 3b | W. Davis | cf | W. Davis | cf | Baker | cf |
| Snider | rf | Fairly | rf | Parker | 1b | Garvey | 1b |
| Moon | lf | Lefebvre | 3b | Allen | lf | Cey | 3b |
| Larker | 1b | Johnson | lf | Sims | c | Ferguson | rf |
| Neal | 2b | Roseboro | c | Garvey | 3b | Yeager | c |
| Roseboro | c | Oliver | 2b | Russell | 2b | Russell | ss |
| Drysdale | p | Osteen | p | Singer | p | Sutton | p |
| 1962 | | 1967 | | 1972 | | 1977 | |
| Wills | ss | Parker | cf | Wills | ss | Lopes | 2b |
| Gilliam | 2b | Hunt | 2b | Buckner | 1b | Russell | ss |
| Moon | lf | Johnson | rf | W. Davis | cf | Smith | rf |
| Snider | rf | Fairly | 1b | Robinson | rf | Cey | 3b |
| Roseboro | c | Lefebvre | 3b | Lefebvre | 2b | Garvey | 1b |
| Fairly | 1b | Roseboro | c | Crawford | lf | Monday | cf |
| Spencer | 3b | Bailey | lf | Sims | c | Baker | lf |
| W. Davis | cf | Michael | ss | Grabarkewitz | 3b | Yeager | c |
| Podres | p | Miller | p | Sutton | p | Sutton | p |

| | | | | | | | |
|-------------|----|-------------|----|-------------|----|-------------|----|
| 1978 | | 1981 | | 1984 | | 1987 | |
| Lopes | 2b | Lopes | 2b | Sax | 2b | Sax | 2b |
| Russell | ss | Landreaux | cf | Russell | ss | Duncan | ss |
| Smith | rf | Baker | lf | Landreaux | cf | Madlock | 3b |
| Cey | 3b | Garvey | 1b | Guerrero | 1b | Marshall | rf |
| Garvey | 1b | Cey | 3b | Marshall | lf | Stubbs | 1b |
| Baker | lf | Guerrero | rf | Maldonado | rf | Landreaux | lf |
| Monday | cf | Scioscia | c | Rivera | 3b | Scioscia | c |
| Yeager | c | Russell | ss | Scioscia | c | Ramsey | cf |
| Sutton | p | Valenzuela | p | Valenzuela | p | Hershiser | p |
| 1979 | | 1982 | | 1985 | | 1988 | |
| Lopes | 2b | Sax | 2b | Duncan | 2b | Sax | 2b |
| Russell | ss | Landreaux | cf | Landreaux | cf | Griffin | ss |
| Smith | rf | Baker | lf | Oliver | lf | Gibson | lf |
| Garvey | 1b | Garvey | 1b | Guerrero | 3b | Guerrero | 3b |
| Cey | 3b | Cey | 3b | Marshall | rf | Marshall | 1b |
| Baker | lf | Guerrero | rf | Scioscia | c | Shelby | cf |
| Monday | cf | Yeager | c | Bream | 1b | Davis | rf |
| Yeager | c | Russell | ss | Anderson | ss | Scioscia | c |
| Hooton | p | Reuss | p | Valenzuela | p | Valenzuela | p |
| 1980 | | 1983 | | 1986 | | | |
| Lopes | 2b | Sax | 2b | Duncan | ss | | |
| Law | cf | Landreaux | cf | Landreaux | cf | | |
| Smith | rf | Baker | lf | Madlock | 3b | | |
| Garvey | 1b | Guerrero | 3b | Brook | 1b | | |
| Baker | lf | Brock | 1b | Marshall | rf | | |
| Cey | 3b | Marshall | rf | Stubbs | lf | | |
| Thomas | ss | Russell | ss | Scioscia | c | | |
| Yeager | c | Yeager | c | Sax | 2b | | |
| Hooton | p | Valenzuela | p | Valenzuela | p | | |

DIVISION SERIES RESULTS

| Year | Game | Date | Site | Score | Winner | Loser | Att. |
|------|------|-------|------|--------------------------|------------|---------|--------|
| 1981 | 1 | 10-6 | Hst. | Astros 3, Dodgers 1 | Ryan | Stewart | 44,836 |
| | 2 | 10-7 | Hst. | Astros 1, Dodgers 0 (11) | Sambito | Stewart | 42,398 |
| | 3 | 10-9 | LA | Dodgers 6, Astros 1 | Hooton | Knepper | 46,820 |
| | 4 | 10-10 | LA | Dodgers 2, Astros 1 | Valenzuela | Ruhle | 55,983 |
| | 5 | 10-11 | LA | Dodgers 4, Astros 0 | Reuss | Ryan | 55,979 |

CHAMPIONSHIP SERIES RESULTS

| Year | Game | Date | Site | Score | Winner | Loser | Att. |
|------|------|-------|--------|----------------------------|-------------|-------------|--------|
| 1974 | 1 | 10-5 | Pitt. | Dodgers 3, Pirates 0 | Sutton | Reuss | 40,638 |
| | 2 | 10-6 | Pitt. | Dodgers 5, Pirates 2 | Messersmith | Giusti | 49,247 |
| | 3 | 10-8 | LA | Pirates 7, Dodgers 0 | Kison | Rau | 55,953 |
| | 4 | 10-9 | LA | Dodgers 12, Pirates 1 | Sutton | Reuss | 54,424 |
| 1977 | 1 | 10-4 | LA | Phillies 7, Dodgers 5 | Garber | Sosa | 55,968 |
| | 2 | 10-5 | LA | Dodgers 7, Phillies 1 | Sutton | Lonborg | 55,973 |
| | 3 | 10-7 | Phil. | Dodgers 6, Phillies 5 | Rautzhan | Garber | 63,719 |
| | 4 | 10-8 | Phil. | Dodgers 4, Phillies 1 | John | Carlton | 64,924 |
| 1978 | 1 | 10-4 | Phil. | Dodgers 9, Phillies 5 | Welch | Christenson | 63,460 |
| | 2 | 10-5 | Phil. | Dodgers 4, Phillies 0 | John | Ruthven | 60,642 |
| | 3 | 10-6 | LA | Phillies 9, Dodgers 4 | Carlton | Sutton | 55,043 |
| | 4 | 10-7 | LA | Dodgers 4, Phillies 3 (10) | Forster | McGraw | 55,124 |
| 1981 | 1 | 10-13 | LA | Dodgers 5, Expos 1 | Hooton | Gullickson | 51,273 |
| | 2 | 10-14 | LA | Expos 3, Dodgers 0 | Burris | Valenzuela | 53,463 |
| | 3 | 10-16 | Mtl | Expos 4, Dodgers 1 | Rogers | Reuss | 54,372 |
| | 4 | 10-17 | Mtl | Dodgers 7, Expos 1 | Hooton | Gullickson | 54,499 |
| | 5 | 10-19 | Mtl | Dodgers 2, Expos 1 | Valenzuela | Rogers | 36,491 |
| 1983 | 1 | 10-4 | LA | Phillies 1, Dodgers 0 | Carlton | Reuss | 55,254 |
| | 2 | 10-5 | LA | Dodgers 4, Phillies 1 | Valenzuela | Denny | 55,967 |
| | 3 | 10-7 | Phil. | Phillies 7, Dodgers 2 | Hudson | Welch | 53,490 |
| | 4 | 10-8 | Phil. | Phillies 7, Dodgers 2 | Carlton | Reuss | 64,494 |
| 1985 | 1 | 10-9 | LA | Dodgers 4, Cardinals 1 | Valenzuela | Tudor | 55,270 |
| | 2 | 10-10 | LA | Dodgers 8, Cardinals 2 | Hershiser | Andujar | 55,222 |
| | 3 | 10-12 | St. L. | Cardinals 4, Dodgers 2 | Cox | Welch | 53,708 |
| | 4 | 10-13 | St. L. | Cardinals 12, Dodgers 2 | Tudor | Reuss | 53,708 |
| | 5 | 10-14 | St. L. | Cardinals 3, Dodgers 2 | Lahli | Niedentuer | 53,708 |
| | 6 | 10-16 | LA | Cardinals 7, Dodgers 5 | Worrell | Niedentuer | 55,208 |
| 1988 | 1 | 10-4 | LA | Mets 3, Dodgers 2 | Myers | J. Howell | 55,582 |
| | 2 | 10-5 | LA | Dodgers 6, Mets 3 | Belcher | Cone | 55,780 |
| | 3 | 10-8 | NY | Mets 8, Dodgers 4 | Myers | Pena | 44,672 |
| | 4 | 10-9 | NY | Dodgers 5, Mets 4 (12) | Pena | McDowell | 54,014 |
| | 5 | 10-10 | NY | Dodgers 7, Mets 4 | Belcher | Fernandez | 52,069 |
| | 6 | 10-11 | LA | Mets 5, Dodgers 1 | Cone | Leary | 55,885 |
| | 7 | 10-12 | LA | Dodgers 6, Mets 0 | Hershiser | Darling | 55,693 |

WORLD SERIES RESULTS

| Year | Game | Date | Site | Score | Winner | Loser | Att. |
|------|------|-------|------|---------------------------|------------|----------|--------|
| 1916 | 1 | 10-7 | Bos | Red Sox 6, Dodgers 5 | Shore | Marquard | 36,117 |
| | 2 | 10-9 | Bos | Red Sox 2, Dodgers 1 (14) | Ruth | Smith | 41,373 |
| | 3 | 10-10 | Brk | Dodgers 4, Red Sox 3 | Coombs | Mays | 21,087 |
| | 4 | 10-11 | Brk | Red Sox 6, Dodgers 2 | Leonard | Marquard | 21,662 |
| | 5 | 10-12 | Bos | Red Sox 4, Dodgers 1 | Shore | Pfeffer | 42,620 |
| 1920 | 1 | 10-5 | Brk | Indians 3, Dodgers 1 | Coveleski | Marquard | 23,573 |
| | 2 | 10-6 | Brk | Dodgers 3, Indians 0 | Grimes | Bagby | 22,559 |
| | 3 | 10-7 | Brk | Dodgers 2, Indians 1 | S. Smith | Caldwell | 25,088 |
| | 4 | 10-9 | Cle | Indians 5, Dodgers 1 | Coveleski | Cadore | 25,734 |
| | 5 | 10-10 | Cle | Indians 8, Dodgers 1 | Bagby | Grimes | 26,884 |
| | 6 | 10-11 | Cle | Indians 1, Dodgers 0 | Mails | S. Smith | 27,194 |
| | 7 | 10-12 | Cle | Indians 3, Dodgers 0 | Coveleski | Grimes | 27,525 |
| 1941 | 1 | 10-1 | NY | Yankees 3, Dodgers 2 | Ruffing | Davis | 68,540 |
| | 2 | 10-2 | NY | Dodgers 3, Yankees 2 | Wyatt | Chandler | 66,248 |
| | 3 | 10-4 | Brk | Yankees 2, Dodgers 1 | Russo | Casey | 33,100 |
| | 4 | 10-5 | Brk | Yankees 7, Dodgers 4 | Murphy | Casey | 33,813 |
| | 5 | 10-6 | Brk | Yankees 3, Dodgers 1 | Banham | Wyatt | 34,072 |
| 1947 | 1 | 9-30 | NY | Yankees 5, Dodgers 3 | Shea | Branca | 73,365 |
| | 2 | 10-1 | NY | Yankees 10, Dodgers 3 | Reynolds | Lambardi | 69,865 |
| | 3 | 10-2 | Brk | Dodgers 9, Yankees 8 | Casey | Newsom | 33,098 |
| | 4 | 10-3 | Brk | Dodgers 3, Yankees 2 | Casey | Bevens | 33,443 |
| | 5 | 10-4 | Brk | Yankees 2, Dodgers 1 | Shea | Barney | 34,379 |
| | 6 | 10-5 | NY | Dodgers 8, Yankees 6 | Branca | Page | 74,065 |
| | 7 | 10-6 | NY | Yankees 5, Dodgers 2 | Page | Gregg | 71,548 |
| 1949 | 1 | 10-5 | NY | Yankees 1, Dodgers 0 | Reynolds | Newcombe | 66,230 |
| | 2 | 10-6 | NY | Dodgers 1, Yankees 0 | Roe | Raschi | 70,053 |
| | 3 | 10-7 | Brk | Yankees 4, Dodgers 3 | Page | Branca | 32,788 |
| | 4 | 10-8 | Brk | Yankees 6, Dodgers 4 | Lopat | Newcombe | 33,934 |
| | 5 | 10-9 | Brk | Yankees 10, Dodgers 6 | Raschi | Barney | 33,711 |
| 1952 | 1 | 10-1 | Brk | Dodgers 4, Yankees 2 | Black | Reynolds | 34,861 |
| | 2 | 10-2 | Brk | Yankees 7, Dodgers 1 | Raschi | Erskine | 33,792 |
| | 3 | 10-3 | NY | Dodgers 5, Yankees 3 | Roe | Lopat | 66,698 |
| | 4 | 10-4 | NY | Yankees 2, Dodgers 0 | Reynolds | Black | 71,787 |
| | 5 | 10-5 | NY | Dodgers 6, Yankees 5 (11) | Erskine | Sain | 70,536 |
| | 6 | 10-6 | Brk | Yankees 3, Dodgers 2 | Raschi | Loes | 33,195 |
| | 7 | 10-7 | Brk | Yankees 4, Dodgers 2 | Reynolds | Black | 33,195 |
| 1953 | 1 | 9-30 | NY | Yankees 9, Dodgers 5 | Sain | Labine | 69,374 |
| | 2 | 10-1 | NY | Yankees 4, Dodgers 2 | Lopat | Roe | 66,786 |
| | 3 | 10-2 | Brk | Dodgers 3, Yankees 2 | Erskine | Raschi | 35,270 |
| | 4 | 10-3 | Brk | Dodgers 7, Yankees 3 | Loes | Ford | 36,775 |
| | 5 | 10-4 | Brk | Yankees 11, Dodgers 7 | McDonald | Podres | 36,775 |
| | 6 | 10-5 | NY | Yankees 4, Dodgers 3 | Reynolds | Labine | 62,370 |
| 1955 | 1 | 9-28 | NY | Yankees 6, Dodgers 5 | Ford | Newcombe | 63,869 |
| | 2 | 9-29 | NY | Yankees 4, Dodgers 2 | Byrne | Loes | 64,707 |
| | 3 | 9-30 | Brk | Dodgers 8, Yankees 3 | Podres | Turley | 34,209 |
| | 4 | 10-1 | Brk | Dodgers 8, Yankees 5 | Labine | Larsen | 36,242 |
| | 5 | 10-2 | Brk | Dodgers 5, Yankees 3 | Craig | Grim | 36,796 |
| | 6 | 10-3 | NY | Yankees 5, Dodgers 1 | Ford | Spooner | 64,022 |
| | 7 | 10-4 | NY | Dodgers 2, Yankees 0 | Podres | Byrne | 62,465 |
| 1956 | 1 | 10-3 | Brk | Dodgers 6, Yankees 3 | Maglie | Ford | 34,479 |
| | 2 | 10-5 | Brk | Dodgers 13, Yankees 8 | Bessent | Morgan | 36,217 |
| | 3 | 10-6 | NY | Yankees 5, Dodgers 3 | Ford | Craig | 73,977 |
| | 4 | 10-7 | NY | Yankees 6, Dodgers 2 | Sturdivant | Erskine | 69,705 |
| | 5 | 10-8 | NY | Yankees 2, Dodgers 0 | Larsen | Maglie | 64,519 |
| | 6 | 10-9 | Brk | Dodgers 1, Yankees 0 (10) | Labine | Turley | 33,224 |
| | 7 | 10-10 | Brk | Yankees 9, Dodgers 0 | Kucks | Newcombe | 33,782 |
| 1959 | 1 | 10-1 | Chi | White Sox 11, Dodgers 0 | Wynn | Craig | 48,013 |
| | 2 | 10-2 | Chi | Dodgers 4, White Sox 3 | Podres | Shaw | 47,368 |
| | 3 | 10-4 | LA | Dodgers 3, White Sox 1 | Drysdale | Donovan | 92,394 |
| | 4 | 10-5 | LA | Dodgers 5, White Sox 4 | Sherry | Staley | 92,650 |
| | 5 | 10-6 | LA | White Sox 1, Dodgers 0 | Shaw | Koufax | 92,706 |
| | 6 | 10-8 | Chi | Dodgers 9, White Sox 3 | Sherry | Wynn | 47,653 |
| 1963 | 1 | 10-2 | NY | Dodgers 5, Yankees 2 | Koufax | Ford | 69,000 |
| | 2 | 10-3 | NY | Dodgers 4, Yankees 1 | Podres | Downing | 66,455 |
| | 3 | 10-5 | LA | Dodgers 1, Yankees 0 | Drysdale | Bouton | 55,912 |
| | 4 | 10-6 | LA | Dodgers 2, Yankees 1 | Koufax | Ford | 55,912 |
| 1965 | 1 | 10-6 | Min | Twins 8, Dodgers 2 | Grant | Drysdale | 47,797 |
| | 2 | 10-7 | Min | Twins 5, Dodgers 1 | Kaat | Koufax | 48,700 |
| | 3 | 10-9 | LA | Dodgers 4, Twins 0 | Osteen | Pascual | 55,934 |
| | 4 | 10-10 | LA | Dodgers 7, Twins 2 | Drysdale | Grant | 55,920 |
| | 5 | 10-11 | LA | Dodgers 7, Twins 0 | Koufax | Kaat | 55,801 |
| | 6 | 10-13 | Min | Twins 5, Dodgers 1 | Grant | Osteen | 49,578 |
| | 7 | 10-14 | Min | Dodgers 2, Twins 0 | Koufax | Kaat | 50,596 |
| 1966 | 1 | 10-5 | LA | Orioles 5, Dodgers 2 | Drabowsky | Drysdale | 55,941 |
| | 2 | 10-6 | LA | Orioles 6, Dodgers 0 | Palmer | Koufax | 55,947 |
| | 3 | 10-8 | Balt | Orioles 1, Dodgers 0 | Bunker | Osteen | 54,445 |
| | 4 | 10-9 | Balt | Orioles 1, Dodgers 0 | McNally | Drysdale | 54,458 |

WORLD SERIES RESULTS

| Year | Game | Date | Site | Score | Winner | Loser | Att. |
|------|------|-------|------|---------------------------|------------|-------------|--------|
| 1974 | 1 | 10-12 | LA | Athletics 3, Dodgers 2 | Fingers | Messersmith | 55,974 |
| | 2 | 10-13 | LA | Dodgers 3, Athletics 2 | Sutton | Blue | 55,989 |
| | 3 | 10-15 | Oak | Athletics 3, Dodgers 2 | Hunter | Downing | 49,347 |
| | 4 | 10-16 | Oak | Athletics 5, Dodgers 2 | Holtzman | Messersmith | 49,347 |
| | 5 | 10-17 | Oak | Athletics 3, Dodgers 2 | Odom | Marshall | 49,347 |
| 1977 | 1 | 10-11 | NY | Yankees 4, Dodgers 3 (12) | Lyle | Rhoden | 56,668 |
| | 2 | 10-12 | NY | Dodgers 6, Yankees 1 | Hooton | Hunter | 56,691 |
| | 3 | 10-14 | LA | Yankees 5, Dodgers 3 | Torrez | John | 55,992 |
| | 4 | 10-15 | LA | Yankees 4, Dodgers 2 | Guidry | Rau | 55,995 |
| | 5 | 10-16 | LA | Dodgers 10, Yankees 4 | Sutton | Gullett | 55,955 |
| | 6 | 10-18 | NY | Yankees 8, Dodgers 4 | Torrez | Hooton | 56,407 |
| 1978 | 1 | 10-10 | LA | Dodgers 11, Yankees 5 | John | Figueroa | 55,997 |
| | 2 | 10-11 | LA | Dodgers 4, Yankees 3 | Hooton | Hunter | 55,982 |
| | 3 | 10-13 | NY | Yankees 5, Dodgers 1 | Guidry | Sutton | 56,447 |
| | 4 | 10-14 | NY | Yankees 4, Dodgers 3 (10) | Gossage | Welch | 56,445 |
| | 5 | 10-15 | NY | Yankees 12, Dodgers 2 | Beattie | Hooton | 56,448 |
| | 6 | 10-17 | LA | Yankees 7, Dodgers 2 | Hunter | Sutton | 55,985 |
| 1981 | 1 | 10-20 | NY | Yankees 5, Dodgers 3 | Guidry | Reuss | 56,470 |
| | 2 | 10-21 | NY | Yankees 3, Dodgers 0 | John | Hooton | 56,505 |
| | 3 | 10-23 | LA | Dodgers 5, Yankees 4 | Valenzuela | Frazier | 56,236 |
| | 4 | 10-24 | LA | Dodgers 8, Yankees 7 | Howe | Frazier | 56,242 |
| | 5 | 10-25 | LA | Dodgers 2, Yankees 1 | Reuss | Guidry | 56,115 |
| | 6 | 10-28 | NY | Dodgers 9, Yankees 2 | Hooton | Frazier | 56,513 |
| 1988 | 1 | 10-15 | LA | Dodgers 5, Athletics 4 | Pena | Eckersley | 55,983 |
| | 2 | 10-16 | LA | Dodgers 6, Athletics 0 | Hershiser | Davis | 56,051 |
| | 3 | 10-18 | Oak | Athletics 2, Dodgers 1 | Honeycutt | Howell | 49,316 |
| | 4 | 10-19 | Oak | Dodgers 4, Athletics 3 | Belcher | Stewart | 49,317 |
| | 5 | 10-20 | Oak | Dodgers 5, Athletics 2 | Hershiser | Davis | 49,317 |

AWARD WINNING DODGERS

Batting Champions (10)

| | |
|-----------------|-------------|
| Jake Daubert | 1913 (.350) |
| Jake Daubert | 1914 (.329) |
| Zack Wheat | 1918 (.335) |
| Lefty O'Doul | 1932 (.368) |
| Pete Reiser | 1941 (.343) |
| Dixie Walker | 1944 (.357) |
| Jackie Robinson | 1949 (.342) |
| Carl Furillo | 1953 (.344) |
| Tommy Davis | 1962 (.346) |
| Tommy Davis | 1963 (.326) |

RBI Champions (6)

| | |
|----------------|------------|
| Henry Myers | 1919 (72) |
| Dolph Camilli | 1941 (120) |
| Dixie Walker | 1945 (124) |
| Roy Campanella | 1953 (142) |
| Duke Snider | 1955 (136) |
| Tommy Davis | 1962 (153) |

Rookie of the Year (11)

| | |
|---------------------|------|
| Jackie Robinson | 1947 |
| Don Newcombe | 1949 |
| Joe Black | 1952 |
| Jim Gilliam | 1953 |
| Frank Howard | 1960 |
| Jim Lefebvre | 1965 |
| Ted Sizemore | 1969 |
| Rick Sutcliffe | 1979 |
| Steve Howe | 1980 |
| Fernando Valenzuela | 1981 |
| Steve Sax | 1982 |

Home Run Champions (7)

| | |
|---------------|-----------|
| Jim Sheppard | 1903 (9) |
| Harry Lumley | 1904 (9) |
| Tim Jordan | 1906 (12) |
| Tim Jordan | 1908 (12) |
| Jack Fournier | 1924 (27) |
| Dolph Camilli | 1941 (34) |
| Duke Snider | 1956 (43) |

Stolen Base Champions (15)

| | |
|-----------------|-------------|
| Jim Sheppard | 1903 (67)** |
| Pete Reiser | 1942 (20) |
| Arky Vaughan | 1943 (20) |
| Pete Reiser | 1946 (34) |
| Jackie Robinson | 1947 (29) |
| Jackie Robinson | 1949 (37) |
| Pee Wee Reese | 1952 (30) |
| Maury Wills | 1960 (50) |

| | |
|-------------|------------|
| Maury Wills | 1961 (35) |
| Maury Wills | 1962 (104) |
| Maury Wills | 1963 (40) |
| Maury Wills | 1964 (53) |
| Maury Wills | 1965 (94) |
| Davey Lopes | 1975 (77) |
| Davey Lopes | 1976 (63) |

Cy Young Award (8)

| | |
|---------------------|------|
| Don Newcombe | 1956 |
| Don Drysdale | 1962 |
| Sandy Koufax | 1963 |
| Sandy Koufax | 1965 |
| Sandy Koufax | 1966 |
| Mike Marshall | 1974 |
| Fernando Valenzuela | 1981 |
| Orel Hershiser | 1988 |

All-Star MVP (3)

| | |
|--------------|------|
| Steve Garvey | 1974 |
| Don Sutton | 1977 |
| Steve Garvey | 1978 |

Championship Series MVP (5)

| | |
|----------------|------|
| Steve Garvey | 1974 |
| Dusty Baker | 1977 |
| Steve Garvey | 1978 |
| Burt Hooton | 1981 |
| Orel Hershiser | 1988 |

World Series MVP (6)

| | |
|-------------------------|------|
| Johnny Podres | 1955 |
| Larry Sherry | 1959 |
| Sandy Koufax | 1963 |
| Sandy Koufax | 1965 |
| Ron Cey, Pedro Guerrero | |
| Steve Yeager | 1981 |

| | |
|----------------|------|
| Orel Hershiser | 1988 |
|----------------|------|

ERA Champions (11)

| | |
|----------------|-------------|
| Dazzy Vance | 1924 (2.16) |
| Dazzy Vance | 1928 (2.09) |
| Dazzy Vance | 1930 (2.61) |
| Johnny Podres | 1957 (2.66) |
| Sandy Koufax | 1962 (2.54) |
| Sandy Koufax | 1963 (1.88) |
| Sandy Koufax | 1964 (1.74) |
| Sandy Koufax | 1965 (2.04) |
| Sandy Koufax | 1966 (1.73) |
| Don Sutton | 1980 (2.21) |
| Alejandro Pena | 1984 (2.48) |

AWARD WINNING DODGERS (continued)

Percentage Leaders* (18)

| | |
|------------------|-------------------|
| Joe McGinnity | 1900 (29-9-.763) |
| Burleigh Grimes | 1920 (23-11-.676) |
| Fred Fitzsimmons | 1940 (16-2-.889) |
| Larry French | 1942 (15-4-.789) |
| Preacher Roe | 1949 (15-6-.714) |
| Preacher Roe | 1951 (22-3-.880) |
| Carl Erskine | 1953 (20-6-.769) |
| Don Newcombe | 1955 (20-5-.800) |
| Don Newcombe | 1956 (27-7-.794) |
| Johnny Podres | 1961 (18-5-.783) |
| Ron Perranoski | 1963 (16-3-.842) |
| Sandy Koufax | 1964 (19-5-.792) |
| Sandy Koufax | 1965 (26-8-.756) |
| Phil Regan | 1966 (14-1-.933) |
| Tommy John | 1973 (16-7-.696) |
| Tommy John | 1974 (13-3-.813) |
| Rick Rhoden | 1976 (12-3-.800) |
| Orel Hershiser | 1985 (19-3-.864) |

Most Valuable Player (12)

| | |
|-----------------|------|
| Jake Daubert | 1913 |
| Dazzy Vance | 1924 |
| Dolph Camilli | 1941 |
| Jackie Robinson | 1949 |
| Roy Campanella | 1951 |
| Roy Campanella | 1953 |
| Roy Campanella | 1955 |

| | |
|--------------|------|
| Don Newcombe | 1956 |
| Maury Wills | 1962 |
| Sandy Koufax | 1963 |
| Steve Garvey | 1974 |
| Kirk Gibson | 1988 |

Strikeout Champions (18)

| | |
|---------------------|--------------|
| Burleigh Grimes | 1921 (136) |
| Dazzy Vance | 1922 (134) |
| Dazzy Vance | 1923 (197) |
| Dazzy Vance | 1924 (262) |
| Dazzy Vance | 1925 (221) |
| Dazzy Vance | 1926 (140) |
| Dazzy Vance | 1927 (184) |
| Dazzy Vance | 1928 (200) |
| Van Mungo | 1936 (238) |
| Don Newcombe | 1951 (164)** |
| Don Drysdale | 1959 (242) |
| Don Drysdale | 1960 (246) |
| Sandy Koufax | 1961 (269) |
| Don Drysdale | 1962 (232) |
| Sandy Koufax | 1963 (306) |
| Sandy Koufax | 1965 (382) |
| Sandy Koufax | 1966 (317) |
| Fernando Valenzuela | 1981 (180) |

Player of the Decade (1)

| | |
|--------------|-----------|
| Sandy Koufax | (1960-69) |
|--------------|-----------|

* Among Pitchers with 15 or more decisions ** Tied for League Lead

DODGER ALL-STARS

- 1933 - Tony Cuccinello, 2B
 1934 - Al Lopez, C; Van Mungo P
 1936 - Van Mungo, P
 1937 - Van Mungo, P
 1938 - Leo Durocher, SS; Cookie Lavagetto, 3B; Babe Phelps, C
 1939 - Dolph Camilli, 1B; Cookie Lavagetto, 3B; Babe Phelps, C; Whit Wyatt, P
 1940 - Pete Coscarart, 2B; Leo Durocher, SS; Cookie Lavagetto, 3B; Joe Medwick, LF; Babe Phelps, C; Whit Wyatt, P
 1941 - Billy Herman, 2B; Cookie Lavagetto, 3B; Joe Medwick, LF; Mickey Owen, C; Pete Reiser, OF; Whit Wyatt, P
 1942 - Leo E. Durocher, Manager; Billy Herman, 2B; Joe Medwick, LF; Mickey Owen, C; Pee Wee Reese, SS; Pete Reiser, CF; Arky Vaughan, 3B; Whit Wyatt, P
 1943 - Augie Galan, OF; Billy Herman, 2B; Mickey Owen, C; Dixie Walker, OF
 1944 - Augie Galan, OF; Mickey Owen, C; Dixie Walker, OF
 1946 - Kirby Higbe, P; Pete Reiser, OF; Dixie Walker, OF
 1947 - Ralph Branca, P; Bruce Edwards, C; Pee Wee Reese, SS; Eddie Stanky, 2B; Dixie Walker, OF
 1948 - Leo E. Durocher, Manager; Ralph Branca, P; Pee Wee Reese, SS
 1949 - Ralph Branca, P; Roy Campanella, C; Gil Hodges, 1B; Don Newcombe, P; Pee Wee Reese, SS; Jackie Robinson, 2B; Preacher Roe, P
 1950 - Burton E. Shotton, Manager; Roy Campanella, C; Gil Hodges, 1B; Don Newcombe, P; Pee Wee Reese, SS; Jackie Robinson, 2B; Preacher Roe, P; Duke Snider, OF
 1951 - Roy Campanella, C; Gil Hodges, 1B; Don Newcombe, P; Pee Wee Reese, SS; Jackie Robinson, 2B; Preacher Roe, P; Duke Snider, OF
 1952 - Roy Campanella, C; Carl Furillo, OF; Gil Hodges, 1B; Pee Wee Reese, SS; Jackie Robinson, 2B; Preacher Roe, P; Duke Snider, OF
 1953 - Charles W. Dressen, Manager; Roy Campanella, C; Furillo, OF; Gil Hodges, 1B; Pee Wee Reese, SS; Jackie Robinson, 3B; Duke Snider, OF
 1954 - Walter E. Alston, Manager; Roy Campanella, C; Carl Erskine, P; Gil Hodges, 1B; Pee Wee Reese, SS; Jackie Robinson, OF; Duke Snider, OF
 1955 - Gil Hodges, 1B; Don Newcombe, P; Duke Snider, OF
 1956 - Walter E. Alston, Manager; Roy Campanella, C; Jim Gilliam, 2B; Clem Labine, P; Duke Snider, OF
 1957 - Walter E. Alston, Manager; Gino Cimoli, OF; Gil Hodges, 1B; Clem Labine, P
 1958 - John Podres, P; John Roseboro, C
 1959 - (1st Game) - Don Drysdale, P; Wally Moon, OF
 (2nd Game) - Don Drysdale, P; Jim Gilliam, 3B; Charlie Neal, 2B; Wally Moon, OF
 1960 - (Both Games) - Walter E. Alston, Manager; Norm Larker, 1B; Charlie Neal, 2B; John Podres, P; Stan Williams, P
 1961 - (1st Game) - Sandy Koufax, P; John Roseboro, C; Maury Wills, SS
 (2nd Game) - Don Drysdale, P; Sandy Koufax, P; John Roseboro, C; Maury Wills, SS
 1962 - (1st Game) - Tommy Davis, OF; Maury Wills, SS; John Roseboro, C; Don Drysdale, P; Sandy Koufax, P

- (2nd Game) - Tommy Davis, OF; Maury Wills, SS; John Roseboro, C; Don Drysdale, P; Johnny Podres, P
- 1963 - Maury Wills, SS; Tommy Davis, OF; Sandy Koufax, P; Don Drysdale, P
- 1964 - Walter E. Alston, Manager; Don Drysdale, P; Sandy Koufax, P
- 1965 - Maury Wills, SS; Don Drysdale, P; Sandy Koufax, P
- 1966 - Walter E. Alston, Manager; Sandy Koufax, P; Jim Lefebvre, 2B; Phil Regan, P; Maury Wills, SS
- 1967 - Walter E. Alston, Manager; Claude Osteen, P; Don Drysdale, P
- 1968 - Don Drysdale, P; Tom Haller, C
- 1969 - Bill Singer, P
- 1970 - Claude Osteen, P; Bill Grabarkewitz, 3B
- 1971 - Willie Davis, OF; Walter E. Alston, Coach
- 1972 - Don Sutton, P
- 1973 - Jim Brewer, P; Willie Davis, OF; Manny Mota, OF; Bill Russell, SS; Claude Osteen, P; Don Sutton, P
- 1974 - Ron Cey, 3B; Steve Garvey, 1B; Mike Marshall, P; Andy Messersmith, P; Jim Wynn, OF
- 1975 - Walter E. Alston, Manager; Ron Cey, 3B; Steve Garvey, 1B; Mike Marshall, P; Andy Messersmith, P; Don Sutton, P; Don Sutton, P; Jimmy Wynn, OF
- 1976 - Ron Cey, 3B; Steve Garvey, 1B; Bill Russell, SS; Rick Rhoden, P
- 1977 - Ron Cey, 3B; Steve Garvey, 1B; Don Sutton, P; Reggie Smith, OF; Tommy Lasorda, Coach
- 1978 - Tommy Lasorda, Manager; Ron Cey, 3B; Steve Garvey, 1B; Davey Lopes, 2B Reggie Smith, OF; Rick Monday, OF; Tommy John, P
- 1979 - Tommy Lasorda, Manager; Steve Garvey, 1B Davey Lopes, 2B Ron Cey, 3B
- 1980 - Steve Garvey, 1B; Davey Lopes, 2B; Jerry Reuss, P; Bill Russell, SS; Reggie Smith, RF; Bob Welch, P
- 1981 - Dusty Baker, OF; Steve Garvey, 1B Pedro Guerrero, OF; Burt Hooton, P; Davey Lopes, 2B Fernando Valenzuela, P
- 1982 - Tommy Lasorda, Manager; Dusty Baker, OF; Steve Howe, P; Steve Sax, 2B; Fernando Valenzuela, P
- 1983 - Tommy Lasorda, Coach; Pedro Guerrero, 3B; Steve Sax, 2B; Fernando Valenzuela, P
- 1984 - Tommy Lasorda, Coach; Pedro Guerrero, 3B; Steve Sax 2B; Fernando Valenzuela, P
- 1985 - Pedro Guerrero, OF; Fernando Valenzuela, P
- 1986 - Tommy Lasorda, Coach; Steve Sax 2B; Fernando Valenzuela, P
- 1987 - Pedro Guerrero, OF; Orel Hershiser, P
- 1988 - Orel Hershiser, P

MOST VALUABLE PLAYER AWARD WINNERS

| | |
|--------------------------------------|-----------------------------------|
| 1931 Frank Frisch, Cardinals | 1961 Frank Robinson, Reds |
| 1932 Chuck Klein, Phillies | 1962 Maury Wills, Dodgers |
| 1933 Carl Hubbell, Giants | 1963 Sandy Koufax, Dodgers |
| 1934 Dizzy Dean, Cardinals | 1964 Ken Boyer, Cardinals |
| 1935 Gabby Hartnett, Cubs | 1965 Willie Mays, Giants |
| 1936 Carl Hubbell, Giants | 1966 Roberto Clemente, Pirates |
| 1937 Joe Medwick, Cardinals | 1967 Orlando Cepeda, Cardinals |
| 1938 Ernie Lombardi, Reds | 1968 Bob Gibson, Cardinals |
| 1939 Bucky Walters, Reds | 1969 Willie McCovey, Giants |
| 1940 Frank McCormick, Reds | 1970 Johnny Bench, Reds |
| 1941 Dolph Camilli, Dodgers | 1971 Joe Torre, Cardinals |
| 1942 Mort Cooper, Cardinals | 1972 Johnny Bench, Reds |
| 1943 Stan Musial, Cardinals | 1973 Pete Rose, Reds |
| 1944 Marty Marion, Cardinals | 1974 Steve Garvey, Dodgers |
| 1945 Phil Cavarretta, Cubs | 1975 Joe Morgan, Reds |
| 1946 Stan Musial, Cardinals | 1976 Joe Morgan, Reds |
| 1947 Bob Elliott, Braves | 1977 George Foster, Reds |
| 1948 Stan Musial, Cardinals | 1978 Dave Parker, Pirates |
| 1949 Jackie Robinson, Dodgers | 1979 Keith Hernandez, Cardinals |
| 1950 Jim Konstanty, Phillies | Willie Stargell, Pirates |
| 1951 Roy Campanella, Dodgers | 1980 Mike Schmidt, Phillies |
| 1952 Hank Sauer, Cubs | 1981 Mike Schmidt, Phillies |
| 1953 Roy Campanella, Dodgers | 1982 Dale Murphy, Braves |
| 1954 Willie Mays, Giants | 1983 Dale Murphy, Braves |
| 1955 Roy Campanella, Dodgers | 1984 Ryne Sandberg, Cubs |
| 1956 Don Newcombe, Dodgers | 1985 Willie McGee, Cardinals |
| 1957 Hank Aaron, Braves | 1986 Mike Schmidt, Phillies |
| 1958 Ernie Banks, Cubs | 1987 Andre Dawson, Cubs |
| 1959 Ernie Banks, Cubs | 1988 Kirk Gibson, Dodgers |
| 1960 Dick Groat, Pirates | |

CY YOUNG AWARD WINNERS

| | |
|---------------------------------------|--------------------------------------|
| 1956 - Don Newcombe, Dodgers* | 1973 - Tom Seaver, New York |
| 1957 - Warren Spahn, Milwaukee* | 1974 - Mike Marshall, Dodgers |
| 1958 - Bob Turley, New York Yankees* | 1975 - Tom Seaver, New York |
| 1959 - Early Wynn, Chicago White Sox* | 1976 - Randy Jones, San Diego |
| 1960 - Vernon Law, Pittsburgh* | 1977 - Steve Carlton, Philadelphia |
| 1961 - Whitey Ford, New York Yankees* | 1978 - Gaylord Perry, San Diego |
| 1962 - Don Drysdale, Dodgers* | 1979 - Bruce Sutter, Chicago |
| 1963 - Sandy Koufax, Dodgers* | 1980 - Steve Carlton, Philadelphia |
| 1964 - Dean Chance, California* | 1981 - Fernando Valenzuela, Dodgers |
| 1965 - Sandy Koufax, Dodgers* | 1982 - Steve Carlton, Philadelphia |
| 1966 - Sandy Koufax, Dodgers* | 1983 - John Denny, Philadelphia |
| 1967 - Mike McCormick, San Francisco | 1984 - Rick Sutcliffe, Chicago |
| 1968 - Bob Gibson, St. Louis | 1985 - Doc Gooden, New York |
| 1969 - Tom Seaver, New York | 1986 - Mike Scott, Houston |
| 1970 - Bob Gibson, St. Louis | 1987 - Steve Bedrosian, Philadelphia |
| 1971 - Ferguson Jenkins, Chicago | 1988 - Orel Hershiser, Dodgers |
| 1972 - Steve Carlton, Philadelphia | |

* One award for both leagues from 1956-1966.

N.L. ROOKIE OF THE YEAR WINNERS

| | |
|--------------------------------------|---------------------------------------|
| 1947 - Jackie Robinson, Dodgers* | 1969 - Ted Sizemore, Dodgers |
| 1948 - Alvin Dark, Boston* | 1970 - Carl Morton, Montreal |
| 1949 - Don Newcombe, Dodgers | 1971 - Earl Williams, Atlanta |
| 1950 - Sam Jethroe, Boston | 1972 - Jon Matlack, New York |
| 1951 - Willie Mays, N.Y. Giants | 1973 - Gary Matthews, San Francisco |
| 1952 - Joe Black, Dodgers | 1974 - Bake McBride, St. Louis |
| 1953 - Junior Gilliam, Dodgers | 1975 - John Montefusco, San Francisco |
| 1954 - Wally Moon, St. Louis | 1976 - Pat Zachry, Cincinnati |
| 1955 - Bill Virdon, St. Louis | Butch Metzger, San Diego |
| 1956 - Frank Robinson, Cincinnati | 1977 - Andre Dawson, Montreal |
| 1957 - Jack Sanford, Philadelphia | 1978 - Bob Horner, Atlanta |
| 1958 - Orlando Cepeda, San Francisco | 1979 - Rick Sutcliffe, Dodgers |
| 1959 - Willie McCovey, San Francisco | 1980 - Steve Howe, Dodgers |
| 1960 - Frank Howard, Dodgers | 1981 - Fernando Valenzuela, Dodgers |
| 1961 - Billy Williams, Chicago | 1982 - Steve Sax, Dodgers |
| 1962 - Ken Hubbs, Chicago | 1983 - Darryl Strawberry, New York |
| 1963 - Pete Rose, Cincinnati | 1984 - Doc Gooden, New York |
| 1964 - Richie Allen, Philadelphia | 1985 - Vince Coleman, St. Louis |
| 1965 - Jim Lefebvre, Dodgers | 1986 - Todd Worrell, St. Louis |
| 1966 - Tommy Helms, Cincinnati | 1987 - Benito Santiago, San Diego |
| 1967 - Tom Seaver, New York | 1988 - Chris Sabo, Cincinnati |
| 1968 - Johnny Bench, Cincinnati | |

* One player selected as Major League "Rookie of the Year" in 1947 and 1948. Policy of naming a player from each league was inaugurated in 1949.

N.L. COMEBACK PLAYERS OF THE YEAR

| | |
|---------------------------------------|-------------------------------------|
| 1966 - Phil Regan (Dodgers) | 1978 - Willie Stargell (Pittsburgh) |
| 1967 - Mike McCormick (San Francisco) | 1979 - Lou Brock (St. Louis) |
| 1968 - Alex Johnson (Cincinnati) | 1980 - Jerry Reuss (Dodgers) |
| 1969 - Tommy Agee (New York) | 1981 - Bob Knepper (Houston) |
| 1970 - Jim Hickman (Chicago) | 1982 - Joe Morgan (San Francisco) |
| 1971 - Al Downing (Dodgers) | 1983 - John Denny (Philadelphia) |
| 1972 - Bobby Tolan (Cincinnati) | 1984 - Joaquin Andujar (St. Louis) |
| 1973 - Dave Johnson (Atlanta) | 1985 - Rick Reuschel (Pittsburgh) |
| 1974 - Jimmy Wynn (Dodgers) | 1986 - Ray Knight (New York) |
| 1975 - Randy Jones (San Diego) | 1987 - Pedro Guerrero (Dodgers) |
| 1976 - Tommy John (Dodgers) | 1988 - Tim Lary (Dodgers) |
| 1977 - Willie McCovey (San Francisco) | |

DODGER GOLD GLOVE WINNERS

| | | |
|-------------------------|-------------------------|-------------------------------|
| 1957 - Gil Hodges, 1b | 1968 - Wes Parker, 1b | 1975 - Steve Garvey, 1b |
| 1958 - Gil Hodges, 1b | 1969 - Wes Parker, 1b | Andy Messersmith, p |
| 1959 - Gil Hodges, 1b | 1970 - Wes Parker, 1b | 1976 - Steve Garvey, 1b |
| Charlie Neal, 2b | 1971 - Wes Parker, 1b | 1977 - Steve Garvey, 1b |
| 1960 - Wally Moon, 1f | Willie Davis, of | 1978 - Davey Lopes, 2b |
| 1961 - John Roseboro, c | 1972 - Willie Davis, of | 1981 - Dusty Baker, of |
| Maury Wills, ss | Wes Parker, 1b | 1986 - Fernando Valenzuela, p |
| 1962 - Maury Wills, ss | 1973 - Willie Davis, of | 1988 - Orel Hershiser, p |
| 1966 - John Roseboro, c | 1974 - Steve Garvey, 1b | |
| 1967 - Wes Parker, 1b | Andy Messersmith, p | |

L.A. DODGER THIRD BASEMEN (1958 to present)

1. Dick Gray (1958-59)
2. Earl Robinson (1958)
3. Randy Jackson (1958)
4. Jim Gilliam (1958-66)
5. Pee Wee Reese (1958)
6. Charlie Neal (1958)
7. Gil Hodges (1958-60)
8. Don Zimmer (1958-60, 1963)
9. Jim Baxes (1959)
10. Bob Lillis (1960-61)
11. Tommy Davis (1960-61, 1963, 1966)
12. Charlie Smith (1960)
13. Bob Aspromonte (1960-61)
14. John Roseboro (1960, 1965)
15. Daryl Spencer (1961-63)
16. Lee Walls (1962-63)
17. Andy Carey (1962)
18. Maury Wills (1963-64, 1966, 1970-72)
19. Ken McMullen (1963-64, 1973-75)
20. Marv Breeding (1963)
21. Bill Skowron (1963)
22. John Werhas (1964)
23. Dick Tracewski (1964-65)
24. Bart Shirley (1964)
25. Derrell Griffith (1964)
26. John Kennedy (1965-66)
27. Don LeJohn (1965)
28. Jim Lefebvre (1966-72)
29. Dick Schofield (1966-67)
30. Nate Oliver (1966)
31. Bob Bailey (1967-68)
32. Jim Hickman (1967)
33. Ron Hunt (1967)
34. Luis Alcaraz (1968)
35. Ken Boyer (1968)
36. Paul Popovich (1968)
37. Bill Sudakis (1968-71)
38. Bill Grabarkewitz (1969-72)
39. John Miller (1969)
40. Steve Garvey (1970-72)
41. Manny Mota (1970)
42. Bob Valentine (1971-72)
43. Richie Allen (1971)
44. Ron Cey (1972-82)
45. Davey Lopes (1973)
46. Jerry Royster (1973-75)
47. Rick Auerbach (1974-76)
48. Lee Lacy (1974, 1976-78)
49. Ed Goodson (1976)
50. Ivan DeJesus (1976)
51. Ted Sizemore (1976)
52. Reggie Smith (1976)
53. Jerry Grote (1977-78)
54. Teddy Martinez (1977-79)
55. Derrel Thomas (1979-83)
56. Mickey Hatcher (1979-80, 1987-88)
57. Pedro Guerrero (1979-85, 1988)
58. Pepe Frias (1981)
59. Mike Marshall (1981)
60. Alex Taveras (1982-83)
61. Dave Anderson (1983-88)
62. Rafael Landestoy (1983-84)
63. German Rivera (1983-84)
64. Bob Bailor (1984-85)
65. Candy Maldonado (1984)
66. Bill Russell (1985-86)
67. Enos Cabell (1985-86)
68. Bill Madlock (1985-87)
69. Steve Sax (1985, 1987)
70. Len Matuszek (1985)
71. Craig Shipley (1986-87)
72. Jeff Hamilton (1986-88)
73. Tracy Woodson (1987-88)
74. Phil Garner (1987)
75. Alex Trevino (1987)
76. Mike Sharperson (1987-88)

FORMER DODGERS IN HALL OF FAME
(Years with Dodgers in Parentheses)

- | | |
|---------------------------------------------|---------------------------------------------|
| Walter Alston (1954-76) - in 1983 | Richard "Rube" Marquard (1915-20) - in 1971 |
| David Bancroft (1928-29) - in 1971 | Thomas McCarthy (1896) - in 1946 |
| Dan Brouthers (1892-93) - in 1945 | Joseph McGinnity (1900) - in 1946 |
| Roy Campanella (1948-57) - in 1969 | Joe Medwick (1940-43, 1946) - in 1968 |
| Max Carey (1926-29) - in 1961 | Pee Wee Reese (1940-42, 1946-58) - in 1984 |
| Hazen "Kiki" Cuyler (1938) - in 1968 | Branch Rickey (1943-50) - in 1967 |
| Don Drysdale (1956-69) - in 1984 | Frank Robinson (1972) - in 1982 |
| Burleigh Grimes (1918-26) - in 1964 | Jackie Robinson (1947-56) - in 1962 |
| Billy Herman (1941-43, 1946) - in 1975 | Duke Snider (1947-62) - in 1980 |
| Waite Hoyt (1932, 1937-38) - in 1969 | Casey Stengel (1912-17) - in 1966 |
| Hughie Jennings (1899-1900, 1903) - in 1945 | Dazzy Vance (1922-32, 1935) - in 1955 |
| Willie Keeler (1893, 1899-1902) - in 1939 | Arky Vaughan (1942-43, 1947-48) - in 1985 |
| Joseph Kelley (1899-1901) - in 1971 | Lloyd Waner (1944) - in 1967 |
| George Kelly (1932) - in 1973 | Paul Waner (1941, 1943-44) - in 1952 |
| Sandy Koufax (1955-66) - in 1972 | John "Monte" Ward (1891-92) - in 1964 |
| Henry "Heinie" Manush (1937-38) - in 1964 | Zack Wheat (1909-26) - in 1959 |
| Juan Marichal (1975) - in 1983 | Hoyt Wilhelm (1971-72) - in 1985 |
| Walter "Rabbit" Maranville (1926) - in 1954 | Hack Wilson (1932-34) - in 1979 |

Year of selection indicated after parentheses.

FORD J. FRICK AWARD (Broadcasting) - Red Barber - in 1978, Vin Scully - in 1982

DODGERS RETIRED UNIFORM NUMBERS

Eight uniform numbers have been retired in Dodger history.

The eight numbers and the players are:

- | | |
|-------------------------|---------------------------|
| 1 Pee Wee Reese | 32 Sandy Koufax |
| 4 Duke Snider | 39 Roy Campanella |
| 19 Jim Gilliam | 42 Jackie Robinson |
| 24 Walter Alston | 53 Don Drysdale |

The numbers of Drysdale and Reese were retired on Oldtimers Day, July 1, 1984. The numbers of Koufax, Campanella and Robinson were retired on June 4, 1972 on Oldtimers Day at Dodger Stadium. Alston's number was retired on Oldtimers Day in 1977 on June 5. Gilliam's number was retired on Oct. 10, 1978. Snider's number was retired on Oldtimers Day in 1980 on July 6.

ALL-TIME DODGERS

Brooklyn, an incubator of baseball in the pre-Civil War era, had such strong clubs as the Atlantics, Eckfords and Excelsiors and didn't take to professional baseball until joining the American Association in 1884. The AA champs of 1889 had so many newlyweds on the roster they were known as the Bridegrooms. The club moved into the National League the following year and became dubbed the Trolley Dodgers because of the maze of streetcar tracks in the borough. The name, shortened to Dodgers, became permanent, although during the managerial tenure of Ned Hanlon (1899-1905) it was changed to Superbas, and in Wilbert Robinson's reign (1914-1931) the team was often referred to as the Robins. But the name Dodgers is associated with some of baseball's all-time greats.

A

| | |
|---------------------|--------------------|
| Abbey, Bert | 1895-96 |
| Abrams, Cal | 1949-52 |
| Aderholt, Morrie | 1944-45 |
| Aguirre, Hank | 1968 |
| Ainsmith, Eddie | 1923 |
| Aitchison, Raleigh | 1911, 14-15 |
| Akbistam, Ed | 1941 |
| Alcaraz, Luis | 1967-68 |
| Alexander, Doyle | 1971 |
| Allen, Frank | 1912-14 |
| Allen, Horace | 1919 |
| Allen, Johnny | 1941-43 |
| Allen, Dick | 1971 |
| Almada, Mel | 1939 |
| Alperman, Whitey J. | 1906-09 |
| Alvarez, Orlando | 1973-75 |
| Amelung, Ed | 1984, 86 |
| Amoros, Sandy | 1952, 54-57, 59-60 |
| Anderson, Dave | 1983- |
| Anderson, Ferrell | 1946 |
| Anderson, John | 1894-99 |
| Andrews, Stan | 1944-45 |
| Ankenman, Pat | 1943-44 |
| Antonello, Bill | 1953 |
| Appleton, Ed | 1915-16 |
| Archer, Jimmy | 1918 |
| Aspromonte, Bob | 1956, 60-61 |
| Auerbach, Rick | 1974-76 |

B

| | |
|---------------------|----------------|
| Babb, Charlie | 1904-05 |
| Babich, Johnny | 1934-35 |
| Bailey, Bob | 1967-68 |
| Bailey, Gene | 1923-24 |
| Bailey, Sweetbreads | 1921 |
| Bailor, Bob | 1984-85 |
| Baird, Doug | 1919-20 |
| Baker, Dusty | 1976-83 |
| Baker, Tom | 1935-37 |
| Baldwin, Lady | 1890 |
| Ballou, Win | 1929 |
| Bancroft, Dave | 1928-29 |
| Bankhead, Dan | 1947, 50-51 |
| Banta, Jack | 1947-50 |
| Barber, Turner | 1923 |
| Barbieri, Jim | 1966 |
| Barger, Cy | 1910-12 |
| Barkley, Red | 1943 |
| Barnes, Jesse | 1926-27 |
| Barney, Rex | 1943, 46-50 |
| Barr, Bob | 1935 |
| Barrett, Bob | 1925, 27 |
| Bartley, Boyd | 1943 |
| Bashang, Al | 1918 |
| Basinski, Eddie | 1944-45 |
| Batch, Emil | 1904-07 |
| Baxes, Jim | 1959 |
| Beck, Boom-Boom | 1933-34 |
| Beck, Erv | 1899 |
| Beckwith, Joe | 1979-83, 86 |
| Behrman, Hank | 1946-48 |
| Belanger, Mark | 1982 |
| Belardi, Wayne | 1950-51, 53-54 |

| | |
|---------------------|----------------|
| Belcher, Tim | 1987- |
| Bell, George | 1907-11 |
| Benge, Ray | 1933-35 |
| Berg, Moe | 1923 |
| Bergen, Bill | 1904-11 |
| Berress, Ray | 1934, 36 |
| Bessent, Don | 1955-58 |
| Bilko, Steve | 1958 |
| Billingham, Jack | 1968 |
| Birkofer, Ralph | 1937 |
| Birrer, Babe | 1958 |
| Bissonette, Del | 1928-31, 33 |
| Black, Joe | 1952-55 |
| Blethen, Clarence | 1929 |
| Blue, Lou | 1933 |
| Boehler, George | 1926 |
| Bohne, Sammy | 1926 |
| Bolling, John | 1944 |
| Bonner, Frank | 1896 |
| Boone, Ike | 1930-32 |
| Bordagaray, Frenchy | 1935-36, 42-45 |
| Borkowski, Bob | 1955 |
| Boyer, Ken | 1968-69 |
| Boyle, Buzz | 1933-35 |
| Brack, Gib | 1937-38 |
| Bradley, Mark | 1981-82 |
| Bradshaw, Joe | 1929 |
| Bragan, Bobby | 1943-44, 47-48 |
| Branca, Ralph | 1944-53, 56 |
| Brandt, Ed | 1936 |
| Bream, Sid | 1983-85 |
| Breeding, Mary | 1963 |
| Brennan, Tom | 1985 |
| Brennan, William | 1988 |
| Bressler, Rube | 1928-31 |
| Brett, Ken | 1979 |
| Brewer, Jim | 1964-75 |
| Brewer, Tony | 1984 |
| Bridges, Rocky | 1951-52 |
| Brock, Greg | 1982-86 |
| Broderick, Matt | 1903 |
| Brouthers, Dan | 1892-93 |
| Brown, Eddie | 1924-25 |
| Brown, Elmer | 1913-15 |
| Brown, John | 1897 |
| Brown, Lindsay | 1937 |
| Brown, Lloyd | 1925 |
| Brown, Mace | 1941 |
| Brown, Tommy | 1944-45, 47-51 |
| Browne, George | 1911 |
| Browning, Pete | 1894 |
| Brubaker, Bruce | 1967 |
| Bryant, Ralph | 1985-87 |
| Bucher, Jim | 1934-37 |
| Buckner, Bill | 1969-76 |
| Buker, Cy | 1945 |
| Bunning, Jim | 1969 |
| Burch, Al | 1907-11 |
| Burdock, Jack | 1891 |
| Burk, Sandy | 1910-12 |
| Burke, Glenn | 1976-78 |
| Burns, Oyster | 1890-95 |
| Burrell, Buster | 1895-97 |
| Burright, Larry | 1962 |
| Bushong, Doc | 1890 |
| Butcher, Max | 1936-38 |

| | |
|----------------|---------|
| Butler, John | 1906-07 |
| Butler, Johnny | 1926-27 |

C

| | |
|-------------------|------------------|
| Cabell, Enos | 1985-86 |
| Cadore, Leon | 1915-23 |
| Caldwell, Bruce | 1932 |
| Callahan, Leo | 1913 |
| Calmus, Dick | 1963 |
| Camilli, Dolph | 1938-43 |
| Camilli, Doug | 1960-64 |
| Campanella, Roy | 1948-57 |
| Campanis, Alex | 1943 |
| Campanis, Jim | 1966-68 |
| Campbell, Gilly | 1938 |
| Canavan, Jimmy | 1897 |
| Cannizzaro, Chris | 1972-73 |
| Cantrell, Guy | 1925-27 |
| Cantwell, Ben | 1937 |
| Carey, Andy | 1962 |
| Carey, Max | 1926-29 |
| Carleton, Tex | 1940 |
| Carrroll, Ownie | 1933-34 |
| Carsey, Kid | 1901 |
| Caruthers, Bob | 1890-91 |
| Casey, Doc | 1899-1900, 06-07 |
| Casey, Hugh | 1939-42, 46-48 |
| Cassidy, Pete | 1899 |
| Castillo, Robert | 1977-78, 85 |
| Cedeno, Cesar | 1986 |
| Cey, Ron | 1971-82 |
| Chandler, Ed | 1947 |
| Chapman, Ben | 1944-45 |
| Chapman, Glenn | 1934 |
| Cheney, Larry | 1915-19 |
| Chervinko, Paul | 1937-38 |
| Chipman, Bob | 1941-44 |
| Churn, Chuck | 1959 |
| Cimoli, Gino | 1956-58 |
| Cisar, George | 1937 |
| Clabaugh, Moose | 1926 |
| Clancy, Bud | 1932 |
| Clark, Bob | 1890 |
| Clark, Wally | 1927-37 |
| Clement, Wally | 1909 |
| Cohen, Alta | 1931-32 |
| Collins, Bill | 1913 |
| Collins, Hub | 1890-92 |
| Collum, Jackie | 1957-58 |
| Colavito, Rocky | 1968 |
| Connors, Chuck | 1949 |
| Coombs, Jack | 1915-18 |
| Cooney, Johnny | 1935-37, 43-44 |
| Corbett, Claude | 1945 |
| Corcoran, Tommy | 1892-96 |
| Corgan, Chuck | 1925 |
| Corkhill, Pop | 1890 |
| Corriden, John | 1946 |
| Coscarart, Pete | 1938-41 |
| Coulson, Bob | 1910-11 |
| Covington, Wes | 1966 |
| Cox, Billy | 1948-54 |
| Cox, Dick | 1925-26 |
| Crabbe, George | 1910 |
| Craig, Roger | 1955-61 |
| Crane, Cannonball | 1893 |
| Crane, Sam | 1922 |

| | |
|------------------|---------|
| Crawford, Willie | 1964-75 |
| Crews, Tim | 1987- |
| Crocker, Claude | 1944-45 |
| Cronin, John | 1895 |
| Cross, Lave | 1900 |
| Crouch, Bill | 1939 |
| Crow, Don | 1982 |
| Cruz, Henry | 1975-76 |
| Cuccinello, Tony | 1932-35 |
| Cullenbine, Roy | 1940 |
| Cullop, Nick | 1929 |
| Culver, George | 1973 |
| Curtis, Cliff | 1912-13 |
| Cutshaw, George | 1912-17 |
| Cuyler, Kiki | 1938 |

D

| | |
|---------------------|------------------|
| Dahlen, Bill | 1899-1903, 10-11 |
| Dahlgren, Babe | 1942 |
| Daily, Con | 1891-96 |
| Daley, Jud | 1911-12 |
| Dalton, Jack | 1910 |
| Daly, Tom | 1890-96, 98-1901 |
| Daniel, Jake | 1937 |
| Dantonio, Fats | 1944-45 |
| Dapper, Cliff | 1942 |
| Darnell, Bob | 1954 |
| Darwin, Bob | 1969, 71 |
| Daub, Dan | 1893-97 |
| Daubert, Jake | 1910-18 |
| Davalillo, Vic | 1977-80 |
| Davidson, Bill | 1910-11 |
| Davis, Curt | 1940-46 |
| Davis, Lefty | 1901 |
| Davis, Mike | 1988- |
| Davis, Otis | 1946 |
| Davis, Ron | 1987- |
| Davis, Tommy | 1959-66 |
| Davis, Willie | 1960-73 |
| Day, Pea Ridge | 1931 |
| Deal, Lindsay | 1939 |
| Dean, Tommy | 1967 |
| DeBerry, Hank | 1922-30 |
| Decatur, Art | 1922-25 |
| Dede, Artie | 1916 |
| Dedeaux, Raoul | 1935 |
| Deisel, Pat | 1902 |
| DeJesus, Ivan | 1974-76 |
| Dell, Wheeler | 1915-17 |
| Delmas, Bert | 1933 |
| Demeter, Don | 1956, 58-61 |
| DeMontreville, Gene | 1900 |
| Dempsey, Rick | 1988- |
| Dent, Eddie | 1909, 11-12 |
| Dessau, Rube | 1910 |
| Devereaux, Mike | 1987- |
| Diaz, Carlos | 1984-86 |
| Dickerman, Leo | 1923-24 |
| Dietz, Dick | 1972 |
| Dillon, Pop | 1904 |
| Doak, Bill | 1924, 27-28 |
| Dobbs, John | 1903-05 |
| Dockins, George | 1947 |
| Dolan, Cozy | 1901-02 |
| Donovan, Patsy | 1890, 1906-07 |
| Donovan, Wild Bill | 1899-1902 |
| Doolan, Mickey | 1918 |
| Doscher, Jack | 1903-06 |
| Douglas, John | 1945 |
| Douglas, Phil | 1915 |
| Dowd, Snooks | 1926 |
| Downey, Red | 1909 |
| Downing, Al | 1971-77 |
| Downs, Red | 1912 |
| Doyle, Carl | 1939-40 |
| Doyle, Jack | 1903-04 |
| Drake, Solfy | 1959 |

| | |
|-----------------|-----------------|
| Drake, Tom | 1941 |
| Dresser, Ed | 1898 |
| Drysdale, Don | 1956-69 |
| Dudley, Clise | 1929-30 |
| Duffie, John | 1967 |
| Duncan, Mariano | 1985- |
| Dunn, Jack | 1897-1900 |
| Dunn, Joe | 1908-09 |
| Durham, Bull | 1904 |
| Durning, Dick | 1917-18 |
| Durocher, Leo | 1938-41, 43, 45 |
| Durrett, Red | 1944-45 |

E

| | |
|------------------|-------------|
| Earle, Billy | 1894 |
| Earnshaw, George | 1935-36 |
| Eason, Mal | 1905-06 |
| Eayrs, Eddie | 1921 |
| Eckhardt, Ox | 1936 |
| Edwards, Bruce | 1946-51 |
| Edwards, Hank | 1951 |
| Egan, Dick J. | 1914-15 |
| Egan, Dick W. | 1967 |
| Ehrhardt, Rube | 1924-28 |
| Eisenstat, Harry | 1935-37 |
| Elberfeld, Kid | 1914 |
| Ellingsen, Bruce | 1972 |
| Elliott, Jumbo | 1925, 27-30 |
| Elliott, Rowdy | 1920 |
| Elston, Don | 1957 |
| Ely, Bones | 1891 |
| English, Gil | 1944 |
| English, Woody | 1937-38 |
| Enzmann, Johnny | 1914 |
| Epperly, Al | 1950 |
| Erskine, Carl | 1948-59 |
| Erwin, Tex | 1910-14 |
| Espy, Cecil | 1983 |
| Essegian, Chuck | 1959-60 |
| Esterbrook, Dube | 1891 |
| Evans, LeRoy | 1902-03 |
| Evans, Red | 1939 |

F

| | |
|---------------------|----------------|
| Fabrique, Bunny | 1916-17 |
| Fairey, Jim | 1968, 73 |
| Fairly, Ron | 1958-69 |
| Fallon, George | 1937 |
| Farmer, Alex | 1908 |
| Farrell, Dick | 1961 |
| Farrell, Duke | 1899-1902 |
| Faulkner, Jim | 1930 |
| Felix, Gus | 1926-27 |
| Ferguson, Alex | 1929 |
| Ferguson, Joe | 1970-76, 78-81 |
| Fernandez, Chico | 1956 |
| Fernandez, Sid | 1983 |
| Ferrara, Al | 1963, 65-68 |
| Ferrell, Wes | 1940 |
| Fette, Lou | 1940 |
| Fewster, Chick | 1926-27 |
| Fimple, Jack | 1983-84, 86 |
| Finlayson, Pembroke | 1908-09 |
| Finn, Mickey | 1930-32 |
| Fischer, Bill | 1913-14 |
| Fisher, Bob | 1912-13 |
| Fisher, Chauncey | 1897 |
| Fitzsimmons, Freddy | 1937-43 |
| Fitzsimmons, Tom | 1919 |
| Fletcher, Sam | 1909 |
| Flood, Tim | 1902-03 |
| Flowers, Jake | 1927-31, 33 |
| Flowers, Wes | 1940, 44 |
| Ford, Hod | 1925 |
| Forster, Terry | 1978-82 |
| Foster, Alan | 1967-70 |
| Fournier, Jack | 1923-26 |

| | |
|-------------------|---------|
| Foutz, Dave | 1890-96 |
| Fowler, Art | 1959 |
| Frankhouse, Fred | 1936-38 |
| Franklin, Jack | 1944 |
| Franks, Herman | 1940-41 |
| Frederick, Johnny | 1929-34 |
| Freigau, Howard | 1928 |
| French, Larry | 1941-42 |
| French, Ray | 1923 |
| Frey, Lonny | 1933-36 |
| Frias, Pepe | 1980-81 |
| Fuchs, Charlie | 1944 |
| Fuller, Nig | 1902 |
| Furillo, Carl | 1946-60 |

G

| | |
|---------------------|-------------|
| Gabrielson, Len | 1967-70 |
| Gaddy, John | 1938 |
| Galan, Augie | 1941-46 |
| Gallagher, Joe | 1940 |
| Gallivan, Phil | 1931 |
| Galvez, Balvino | 1986 |
| Garman, Mike | 1977-78 |
| Garner, Phil | 1987 |
| Garvey, Steve | 1969-82 |
| Garvin, Ned | 1902-04 |
| Gaston, Welcome | 1898-99 |
| Gastright, Hank | 1894 |
| Gatins, Frank | 1901 |
| Gautreaux, Sid | 1936-37 |
| Gentile, Jim | 1957-58 |
| George, Greek | 1938 |
| Geraghty, Ben | 1936 |
| Gessler, Doc | 1903-06 |
| Getz, Gus | 1914-16 |
| Gialombardo, Bob | 1958 |
| Gibson, Kirk | 1988- |
| Gilbert, Charlie | 1940 |
| Gilbert, Pete | 1894 |
| Gilbert, Wally | 1928-31 |
| Gillenwater, Carden | 1943 |
| Gilliam, Jim | 1953-66 |
| Gionfriddo, Al | 1947 |
| Giuliani, Tony | 1940-41 |
| Gleason, Roy | 1963 |
| Glossop, Al | 1943 |
| Gochnaur, John | 1901 |
| Golden, Jim | 1960-61 |
| Goltz, Dave | 1980-82 |
| Gonzalez, Jose | 1985- |
| Gooch, Johnny | 1928-29 |
| Goodson, Ed | 1976-77 |
| Gordonier, Ray | 1921-22 |
| Grabarkewitz, Bill | 1969-72 |
| Graham, Jack | 1946 |
| Grant, Jim | 1968 |
| Gray, Dick | 1958-59 |
| Green, Harvey | 1935 |
| Greene, Nelson | 1924-25 |
| Greenfield, Kent | 1929 |
| Gregg, Hal | 1943-47 |
| Griffin, Alfredo | 1988- |
| Griffin, Mike | 1891-98 |
| Griffith, Bart | 1922-23 |
| Griffith, Derrell | 1963-66 |
| Griffith, Tommy | 1919-25 |
| Grim, John | 1895-99 |
| Grimes, Burleigh | 1918-26 |
| Griner, Dan | 1918 |
| Grissom, Lee | 1940-41 |
| Grote, Jerry | 1977-78, 81 |
| Guerrero, Pedro | 1978-88 |
| Gulden, Brad | 1978 |
| Gumbert, Ad | 1895-96 |
| Gwynn, Chris | 1987- |

| | |
|-----------------------|-------------|
| Long, Tom | 1924 |
| Lopes, Davey | 1972-81 |
| Lopez, Al | 1928, 30-35 |
| Loudenslager, Charlie | 1904 |
| Lovett, Tom | 1890-91, 93 |
| Lucas, Ray | 1933-34 |
| Lucid, Con | 1894-95 |
| Lumley, Harry | 1904-10 |
| Lund, Don | 1945, 47-48 |
| Luque, Dolf | 1930-31 |
| Lyttle, Jim | 1976 |

M

| | |
|--------------------|-------------|
| Macon, Max | 1940, 42-43 |
| Madlock, Bill | 1985-87 |
| Magee, Lee | 1919 |
| Maglie, Sal | 1956-57 |
| Magoon, George | 1898 |
| Mails, Duster | 1915-16 |
| Malay, Charlie | 1905 |
| Maldonado, Candy | 1981-85 |
| Malinosky, Tony | 1937 |
| Mallette, Mal | 1950 |
| Malone, Lew | 1917, 19 |
| Maloney, Billy | 1906-08 |
| Mamaux, Al | 1918-23 |
| Mancuso, Gus | 1940 |
| Manuel, Charlie | 1974-75 |
| Manush, Heinie | 1937-38 |
| Maranville, Rabbit | 1926 |
| Marichal, Juan | 1975 |
| Marquard, Rube | 1915-20 |
| Marriott, Bill | 1926-27 |
| Marrow, Buck | 1937-38 |
| Marshall, Doc | 1909 |
| Marshall, Mike A. | 1981- |
| Marshall, Mike G. | 1974-76 |
| Marlin, Morrie | 1949 |
| Marlinez, Ramon | 1988- |
| Martinez, Teddy | 1977-79 |
| Mattingly, Earl | 1931 |
| Matuszek, Len | 1985-87 |
| Mauch, Gene | 1944 |
| Maul, Al | 1899 |
| Mauriello, Ralph | 1958 |
| Mauro, Carmen | 1953 |
| McBean, Alvin | 1969-70 |
| McCabe, Bill | 1920 |
| McCann, Gene | 1901-02 |
| McCarren, Bill | 1923 |
| McCarthy, Jack | 1906-07 |
| McCarthy, Johnny | 1934-35 |
| McCarthy, Tommy | 1896 |
| McCarty, Lew | 1913-16 |
| McCormick, Mike J. | 1904 |
| McCormick, Mike W. | 1949 |
| McCreedie, Judge | 1903 |
| McCreery, Tom | 1901-03 |
| McDermott, Terry | 1972 |
| McDevitt, Danny | 1957-60 |
| McDougal, John | 1895 |
| McElveen, Pryor | 1909-11 |
| McFarlan, Dan | 1899 |
| McFarland, Chappie | 1906 |
| McGamwell, Ed | 1905 |
| McGann, Dan | 1899 |
| McGinnity, Joe | 1900 |
| McGlothlin, Pat | 1949-50 |
| McGraw, Bob | 1925-27 |
| McGuire, Deacon | 1899-1901 |
| McIntyre, Harry | 1905-09 |
| McJarnes, Doc | 1899, 1901 |
| McKenna, Kit | 1898 |
| McLane, Ed | 1907 |
| McLish, Cal | 1944, 46 |
| McMahon, Sadie | 1897 |
| McMakin, John | 1902 |

| | |
|--------------------|-----------------|
| McManus, Frank | 1903 |
| McMillan, Tommy | 1908-10 |
| McMullen, Ken | 1962-64, 73-75 |
| McWeeny, Doug | 1926-29 |
| Medwick, Joe | 1940-43, 46 |
| Melton, Rube | 1943-44, 46-47 |
| Mercado, Orlando | 1987 |
| Merkle, Fred | 1916-17 |
| Messersmith, Andy | 1973-75, 79 |
| Meusel, Irish | 1927 |
| Meyer, Benny | 1913 |
| Meyer, Lee | 1909 |
| Meyer, Russ | 1953-55 |
| Meyers, Chief | 1916-17 |
| Michael, Gene | 1967 |
| Mickens, Glenn | 1953 |
| Mikkelsen, Pete | 1969-72 |
| Miksis, Eddie | 1944, 46-51 |
| Miles, Don | 1958 |
| Miljus, Johnny | 1917, 20-21 |
| Miller, Bob | 1963-67 |
| Miller, Fred | 1910 |
| Miller, Hack | 1916 |
| Miller, John | 1969 |
| Miller, Larry | 1964 |
| Miller, Lemmie | 1984-85 |
| Miller, Otto | 1910-22 |
| Miller, Ralph | 1898 |
| Miller, Rod | 1957 |
| Miller, Walt | 1911 |
| Milles, Wally | 1934 |
| Milliken, Bob | 1953-54 |
| Mills, Buster | 1935 |
| Minner, Paul | 1946, 48-49 |
| Mitchell, Bobby | 1980-81 |
| Mitchell, Clarence | 1918-22 |
| Mitchell, Dale | 1956 |
| Mitchell, Fred | 1904-05 |
| Mitchell, Johnny | 1924-25 |
| Moeller, Joe | 1962, 64, 66-71 |
| Mohart, George | 1920-21 |
| Monday, Rick | 1977-84 |
| Moon, Wally | 1959-65 |
| Moore, Cy | 1929-32 |
| Moore, Dee | 1943 |
| Moore, Eddie | 1929-30 |
| Moore, Gary | 1970 |
| Moore, Gene | 1939-40 |
| Moore, Randy | 1936-37 |
| Moore, Ray | 1952-53 |
| Morales, Jose | 1982-84 |
| Moran, Herbie | 1912-13 |
| Morgan, Bobby | 1950, 52-53 |
| Morgan, Eddie | 1937 |
| Morrison, Johnny | 1929-30 |
| Moryn, Wall | 1954-55 |
| Moss, Ray | 1926-31 |
| Mossor, Earl | 1951 |
| Mota, Manny | 1969-80, 82 |
| Moulder, Glen | 1946 |
| Mowe, Ray | 1913 |
| Mowrey, Mike | 1916-17 |
| Mullen, Billy | 1923 |
| Mulvey, Joe | 1895 |
| Mungo, Van | 1931-41 |
| Munns, Les | 1934-35 |
| Murch, Simmy | 1908 |
| Murray, Jim | 1922 |
| Myers, Hy | 1909, 11, 14-22 |

N

| | |
|---------------|----------|
| Naham, Sam | 1938 |
| Naylor, Earl | 1946 |
| Neal, Charlie | 1956-61 |
| Negray, Ron | 1952, 58 |
| Nels, Bernie | 1920-24 |
| Nelson, Rocky | 1952, 56 |

| | |
|------------------|----------------|
| Nen, Dick | 1963 |
| Newcombe, Don | 1949-51, 54-58 |
| Newsom, Bobo | 1929-30, 42-43 |
| Newton, Doc | 1901-02 |
| Niedenfuier, Tom | 1981-87 |
| Nitcholas, Otho | 1945 |
| Nixon, Al | 1915-16, 18 |
| Nops, Jerry | 1900 |
| Noren, Irv | 1960 |
| Norman, Fred | 1970 |
| North, Bill | 1978 |
| Northen, Hub | 1911-12 |

O

| | |
|---------------------|----------------|
| Oates, Johnny | 1977-79 |
| O'Brien, Bob | 1971 |
| O'Brien, Darby | 1890-92 |
| O'Brien, John | 1891 |
| Ock, Whitey | 1935 |
| O'Doul, Lefty | 1931-33 |
| Oeschger, Joe | 1925 |
| Oliver, Al | 1985 |
| Oliver, Nate | 1963-67 |
| Olmo, Luis | 1943-45, 49 |
| Olson, Ivy | 1915-24 |
| O'Mara, Ollie | 1914-16, 18-19 |
| O'Neil, Mickey | 1926 |
| Onis, Curly | 1935 |
| Orengo, Joe | 1943 |
| Orosco, Jesse | 1988 |
| O'Rourke, Frank | 1917-18 |
| Orta, Jorge | 1982 |
| Ortega, Phil | 1960-64 |
| Osborne, Tiny | 1924-25 |
| Osgood, Charlie | 1944 |
| Osteen, Claude | 1965-73 |
| Ostermueller, Fritz | 1943-44 |
| Outen, Chick | 1933 |
| Owen, Mickey | 1941-45 |
| Owens, Red | 1905 |

P

| | |
|------------------|--------------------|
| Paciorek, Tom | 1970-75 |
| Padgett, Don | 1946 |
| Pafko, Andy | 1951-52 |
| Page, Phil | 1934 |
| Palica, Erv | 1945, 47-51, 53-54 |
| Palmquist, Ed | 1960-61 |
| Parker, Wes | 1964-72 |
| Parks, Art | 1937, 39 |
| Partridge, Jay | 1927-28 |
| Pascual, Camilo | 1970 |
| Pasley, Kevin | 1974, 76-77 |
| Pastorius, Jim | 1906-09 |
| Pattee, Harry | 1908 |
| Patterson, Dave | 1979 |
| Pattison, Jimmy | 1929 |
| Payne, Harley | 1896-98 |
| Peacock, Johnny | 1945 |
| Peck, Hal | 1943 |
| Pederson, Stu | 1985 |
| Pena, Alejandro | 1981- |
| Pena, Jose | 1970-72 |
| Perconte, Jack | 1980-81 |
| Perkins, Charlie | 1934 |
| Perranoski, Ron | 1961-67, 72 |
| Peterson, Jim | 1937 |
| Petty, Jesse | 1925-28 |
| Pfeffer, Jeff | 1913-21 |
| Pfister, George | 1941 |
| Pfund, Lee | 1945 |
| Phelps, Babe | 1935-41 |
| Phelps, Ed | 1912-13 |
| Phelps, Ray | 1930-32 |
| Picinich, Val | 1929-33 |
| Pignatano, Joe | 1957-60 |

| | |
|---------------------|----------------|
| Pinckney, George | 1890-91 |
| Pipgras, Ed | 1932 |
| Plitt, Norman | 1918, 27 |
| Podbielan, Bud | 1949-52 |
| Podres, Johnny | 1953-55, 57-66 |
| Poffenberger, Boots | 1939 |
| Polly, Nick | 1937 |
| Poole, Ed | 1904 |
| Popovich, Paul | 1968-69 |
| Posedel, Bill | 1938 |
| Post, Sam | 1922 |
| Potter, Dykes | 1938 |
| Pounds, Bill | 1903 |
| Powell, Boog | 1977 |
| Powell, Dennis | 1985-86 |
| Powell, Paul Ray | 1973, 75 |
| Power, Ted | 1981-82 |
| Pressnell, Tot | 1938-40 |
| Purdin, John | 1964-65, 68-69 |

Q

| | |
|-------------|---------|
| Quinn, Jack | 1931-32 |
|-------------|---------|

R

| | |
|----------------------|----------------|
| Rachunok, Steve | 1940 |
| Rackley, Marv | 1947-49 |
| Radtke, Jack | 1936 |
| Ragan, Pat | 1911-15 |
| Rakow, Ed | 1960 |
| Ramazotti, Bob | 1946, 48-49 |
| Ramsdell, Willie | 1947-48, 50 |
| Ramsey, Mike Jeffrey | 1985 |
| Ramsey, Mike James | 1987 |
| Rau, Doug | 1972-79 |
| Rautzhan, Lance | 1977-79 |
| Reardon, Phil | 1906 |
| Redmond, Harry | 1909 |
| Reed, Howie | 1964-66 |
| Reese, Pee Wee | 1940-42, 46-58 |
| Regan, Phil | 1966-68 |
| Reidy, Bill | 1899, 1903-04 |
| Reis, Bobby | 1931-32, 35 |
| Reiser, Pete | 1940-42, 46-48 |
| Reisling, Doc | 1904-05 |
| Repulski, Rip | 1959-60 |
| Reulbach, Ed | 1913-14 |
| Reuss, Jerry | 1979-87 |
| Reyes, Gilberto | 1983-85, 87- |
| Reynolds, R.J. | 1983-85 |
| Rhief, Billy | 1929 |
| Rhoden, Rick | 1974-78 |
| Richards, Paul | 1932 |
| Richardson, Danny | 1893 |
| Richert, Pete | 1962-64, 72-73 |
| Riconda, Harry | 1928 |
| Riggert, Joe | 1914 |
| Riggs, Lew | 1941-42, 46 |
| Ripple, Jimmy | 1939-40 |
| Ritter, Lou | 1902-08 |
| Rivera, German | 1983-84 |
| Rizzo, Johnny | 1942 |
| Roberts, Jim | 1924-25 |
| Robertson, Dick | 1918 |
| Robinson, Earl | 1958 |
| Robinson, Frank | 1972 |
| Robinson, Jackie | 1947-56 |
| Robles, Sergio | 1976 |
| Rochelli, Lou | 1944 |
| Rodas, Rich | 1983-84 |
| Rodriguez, Ellie | 1976 |
| Roe, Preacher | 1948-54 |
| Roebuck, Ed | 1955-58, 60-63 |
| Roenicke, Ron | 1981-83 |
| Roettger, Oscar | 1927 |
| Rogers, Lee | 1938 |
| Rogers, Packy | 1938 |

| | |
|--------------------|----------------|
| Rojek, Stan | 1942, 46-47 |
| Romano, Jim | 1950 |
| Romo, Vicente | 1968, 82 |
| Roseboro, Johnny | 1957-67 |
| Rosen, Goody | 1937-39, 44-46 |
| Rosenfeld, Max | 1931-33 |
| Ross, Don | 1940 |
| Rowe, Ken | 1963 |
| Rowe, Schoolboy | 1942 |
| Roy, Jean Pierre | 1946 |
| Roy, Luther | 1929 |
| Royster, Jerry | 1973-75 |
| Rucker, Nap | 1907-16 |
| Rudolph, Ernie | 1945 |
| Ruether, Dutch | 1921-24 |
| Rush, Andy | 1925 |
| Russell, Bill | 1969-86 |
| Russell, Jim | 1950-51 |
| Russell, John | 1917-18 |
| Rutherford, Johnny | 1952 |
| Ryan, Jack | 1911 |
| Ryan, John | 1898 |
| Ryan, Rosy | 1933 |

S

| | |
|-----------------------|----------------|
| Sandlock, Mike | 1945-46 |
| Savage, Jack | 1987 |
| Savage, Ted | 1968 |
| Sax, Dave | 1982-83 |
| Sax, Steve | 1981-88 |
| Sayles, Bill | 1943 |
| Scanlan, Bill | 1904-07, 09-11 |
| Schardt, Bill | 1911-12 |
| Scheer, Al | 1913 |
| Schliebner, Dutch | 1923 |
| Schmandt, Ray | 1918-22 |
| Schmidt, Henry | 1903 |
| Schmitz, Johnny | 1951-52 |
| Schmutz, Charlie | 1914-15 |
| Schneiberg, Frank | 1910 |
| Schofield, Dick | 1966-67 |
| Schott, Gene | 1939 |
| Schreiber, Paul | 1922-23 |
| Schultz, Howie | 1943-47 |
| Schultz, Joe | 1915 |
| Schupp, Ferdie | 1921 |
| Scioscia, Mike | 1980- |
| Scott, Dick | 1963 |
| Seats, Tom | 1945 |
| Sebring, Jimmy | 1909 |
| See, Larry | 1986 |
| Sells, Dave | 1975 |
| Sexauer, Elmer | 1948 |
| Shanahan, Greg | 1973-74 |
| Sharperson, Mike | 1987- |
| Sharrott, George | 1893-94 |
| Shaute, Joe | 1931-33 |
| Shea, Merv | 1938 |
| Shekard, Jimmy | 1897-98, |
| | 1900-05 |
| Sheehan, Jack | 1920-21 |
| Sheehan, Tommy | 1908 |
| Shelby, John | 1987- |
| Sheridan, Red | 1918, 20 |
| Sherlock, Vince | 1935 |
| Sherry, Larry | 1958-63 |
| Sherry, Norm | 1959-62 |
| Shindle, Bill | 1894-98 |
| Shipley, Craig | 1986-87 |
| Shirley, Bart | 1964, 66, 68 |
| Shirley, Steve | 1982 |
| Shoch, George | 1893-97 |
| Shriver, Harry | 1922-23 |
| Shuba, George | 1948-50, 52-55 |
| Siebert, Dick | 1932, 36 |
| Simpson, Joe | 1975-78 |
| Sims, Duke | 1971-72 |
| Singer, Bill | 1964-72 |
| Sington, Fred | 1938-39 |
| Sizemore, Ted | 1969-70, 76 |
| Skaff, Frank | 1935 |
| Skowron, Bill | 1963 |
| Slade, Gordon | 1930-32 |
| Sloat, Dwain | 1948 |
| Smith, Broadway Aleck | 1897- |
| | 1900 |
| Smith, Charley | 1960-61 |
| Smith, Dick | 1965 |
| Smith, George | 1918, 23 |
| Smith, Germany | 1890, 97 |
| Smith, Hap | 1910 |
| Smith, Jack | 1962-63 |
| Smith, Nate | 1962 |
| Smith, Red | 1911-14 |
| Smith, Reggie | 1976-81 |
| Smith, Sherry | 1915-17, 19-22 |
| Smith, Tony | 1910-11 |
| Smyres, Clancy | 1944 |
| Smyth, Red | 1915-17 |
| Smythe, Harry | 1934 |
| Snider, Duke | 1947-62 |
| Snyder, Gene | 1959 |
| Snyder, Jack | 1917 |
| Solomon, Eddie | 1973-75 |
| Sommerville, Andy | 1894 |
| Sosa, Elias | 1976-77 |
| Sothorn, Denny | 1931 |
| Spencer, Daryl | 1961-63 |
| Spencer, Roy | 1937-38 |
| Spooner, Karl | 1954-55 |
| Stack, Eddie | 1912-13 |
| Stainback, Tuck | 1938-39 |
| Stallings, George | 1890 |
| Standaert, Jerry | 1925-26 |
| Stanhouse, Don | 1980 |
| Stanky, Eddie | 1944-47 |
| Stark, Dolly | 1910-12 |
| Statz, Jigger | 1927-28 |
| Steele, Bill | 1914 |
| Steele, Elmer | 1911 |
| Steelman, Farmer | 1900-01 |
| Stein, Ed | 1892-96, 98 |
| Stengel, Casey | 1912-17 |
| Stephenson, Jerry | 1970 |
| Stevens, Ed | 1945-47 |
| Stewart, Dave | 1978, 81-83 |
| Stewart, Stuffy | 1923 |
| Stinson, Bob | 1969-70 |
| Stock, Milt | 1924-26 |
| Stovey, Harry | 1893 |
| Strahler, Mike | 1970-72 |
| Strang, Sammy | 1903-04 |
| Stricklett, Elmer | 1905-07 |
| Stripp, Joe | 1932-37 |
| Stryker, Dutch | 1926 |
| Stuart, Dick | 1966 |
| Stubbs, Franklin | 1984- |
| | 1968-71 |
| Sudakis, Bill | 1932-34, 45 |
| Sukeforth, Clyde | 1942 |
| Sullivan, Billy | 1944 |
| Sunkel, Tom | 1944 |
| Sutcliffe, Rick | 1976, 78-81 |
| Sutton, Don | 1966-80, 88 |
| Swift, Bill | 1941 |

T

| | |
|------------------|-------------|
| Tamulis, Vito | 1938-41 |
| Tatum, Tommy | 1941, 47 |
| Taveras, Alex | 1982-83 |
| Taylor, Danny | 1932-36 |
| Taylor, Harry | 1946-48 |
| Taylor, Zack | 1920-25, 35 |
| Teed, Dick | 1953 |
| Templeton, Chuck | 1955-56 |

| | |
|--------------------|-------------|
| Tepsic, Joe | 1946 |
| Terry, Adonis | 1890-91 |
| Terwilliger, Wayne | 1951 |
| Thatcher, Grant | 1903-04 |
| Thielman, Henry | 1903 |
| Thomas, Derrel | 1979-83 |
| Thomas, Fay | 1932 |
| Thomas, Ray | 1938 |
| Thomasson, Gary | 1979-80 |
| Thompson, Don | 1951, 53-54 |
| Thompson, Fresco | 1931-32 |
| Thompson, Tim | 1954 |
| Thormahlen, Hank | 1925 |
| Thurston, Sloppy | 1930-33 |
| Tierney, Cotton | 1925 |
| Tischinski, Tom | 1973 |
| Todd, Al | 1939 |
| Tooley, Bert | 1911-12 |
| Torborg, Jeff | 1964-70 |
| Tracewski, Dick | 1962-65 |
| Treadway, George | 1894-95 |
| Tremark, Nick | 1934-36 |
| Tremper, Overton | 1927-28 |
| Trevino, Alex | 1986-87 |
| Tucker, Tommy | 1898 |
| Tudor, John | 1988- |
| Tyson, Ty | 1928 |

U

| | |
|-----------------|------|
| Underwood, Fred | 1894 |
|-----------------|------|

V

| | |
|----------------------|----------------|
| Vail, Mike | 1984 |
| Valdes, Rene | 1957 |
| Valentine, Bob | 1969, 71-72 |
| Valenzuela, Fernando | 1980- |
| Valle, Hector | 1965 |
| Valo, Elmer | 1957-58 |
| Van Buren, Deacon | 1904 |
| Vance, Dazzy | 1922-32, 35 |
| Vance, Sandy | 1970-71 |
| Van Cuyk, Chris | 1950-52 |
| Van Cuyk, Johnny | 1947-49 |
| Vande Berg, Ed | 1986 |
| Vaughan, Arky | 1942-43, 47-48 |
| Versalles, Zoilo | 1968 |
| Vickers, Rube | 1903 |
| Vosmik, Joe | 1940-41 |

W

| | |
|---------------|---------|
| Wachtel, Paul | 1917 |
| Wade, Ben | 1952-54 |
| Wagner, Bull | 1913-14 |

| | |
|--------------------|----------------|
| Wagner, Butts | 1898 |
| Walker, Dixie | 1939-47 |
| Walker, Mysterious | 1913 |
| Walker, Rube | 1951-58 |
| Wall, Joe | 1902 |
| Wall, Stan | 1974-77 |
| Walls, Lee | 1962-64 |
| Walton, Danny | 1976 |
| Waner, Lloyd | 1944 |
| Waner, Paul | 1941, 1943-44 |
| Ward, Chuck | 1918-22 |
| Ward, John "Monte" | 1891-92 |
| Ward, Preston | 1948 |
| Ward, Rube | 1902 |
| Warner, Jack | 1929-31 |
| Warren, Tommy | 1944 |
| Warwick, Carl | 1961 |
| Wasdell, Jimmy | 1940-41 |
| Washington, Ron | 1977 |
| Watkins, George | 1936 |
| Webb, Hank | 1977 |
| Webber, Les | 1942-46 |
| Weiss, Gary | 1980-81 |
| Welch, Bob | 1978-87 |
| Wellman, Brad | 1987 |
| Wells, John | 1944 |
| Werhas, John | 1964-65, 67 |
| West, Max | 1928-29 |
| Weyhing, Gus | 1900 |
| Wheat, Mack | 1915-19 |
| Wheat, Zack | 1909-26 |
| Wheeler, Ed | 1902 |
| White, Larry | 1983-84 |
| White, Myron | 1978 |
| Whitfield, Terry | 1984-86 |
| Whiting, Jesse | 1906-07 |
| Whitman, Dick | 1946-49 |
| Whitted, Possum | 1922 |
| Wicker, Kemp | 1941 |
| Wilhelm, Hoyt | 1971-72 |
| Wilhelm, Kaiser | 1908-10 |
| Willhite, Nick | 1963-66 |
| Williams, Dick | 1951-54, 56 |
| Williams, Leon | 1926 |
| Williams, Reggie | 1985-87 |
| Williams, Stan | 1958-62 |
| Williams, Woody | 1938 |
| Wills, Maury | 1959-66, 69-72 |
| Wilson, Eddie | 1936-37 |
| Wilson, Hack | 1932-34 |
| Wilson, Robert | 1958 |
| Wilson, Tex | 1924 |
| Windhorn, Gordon | 1961 |
| Winford, Jim | 1938 |
| Winham, Lave | 1902 |

| | |
|------------------|---------|
| Winsett, Tom | 1936-38 |
| Winston, Hank | 1936 |
| Witt, Whitey | 1926 |
| Wojey, Pete | 1954 |
| Woodson, Tracy | 1987- |
| Wright, Clarence | 1901 |
| Wright, Glenn | 1929-33 |
| Wright, Ricky | 1982-83 |
| Wrigley, Zeke | 1899 |
| Wurm, Frank | 1944 |
| Wyatt, Whit | 1939-44 |
| Wynn, Jimmy | 1974-75 |

Y

| | |
|----------------|-----------|
| Yale, Ad | 1905 |
| Yarrison, Rube | 1924 |
| Yeager, Joe | 1898-1900 |
| Yeager, Steve | 1972-85 |
| Yingling, Earl | 1912-13 |
| Young, Matt | 1987 |

Z

| | |
|------------------|-------------|
| Zachary, Chink | 1944 |
| Zachary, Tom | 1934-36 |
| Zachry, Pat | 1983-84 |
| Zahn, Geoff | 1973-75 |
| Zimmer, Don | 1954-59, 63 |
| Zimmerman, Bill | 1915 |
| Zimmerman, Eddie | 1911 |

MANAGERS

| | |
|--------------------|-------------|
| Alston, Walter | 1954-76 |
| Barnie, Billy | 1897-98 |
| Carey, Max | 1932-33 |
| Dahlen, Bill | 1910-13 |
| Donovan, Patsy | 1906-08 |
| Dressen, Chuck | 1951-53 |
| Durocher, Leo | 1939-46, 48 |
| Ebbets, Charlie | 1898 |
| Foutz, Dave | 1893-96 |
| Griffin, Mike | 1898 |
| Grimes, Burleigh | 1937-38 |
| Hanlon, Ned | 1899-1905 |
| Lasorda, Tom | 1977- |
| Lumley, Harry | 1909 |
| McGunnigle, Bill | 1890 |
| Robinson, Wilbert | 1914-31 |
| Shotton, Burt | 1947-50 |
| Stengel, Casey | 1934-36 |
| Sukeforth, Clyde | 1947 |
| Ward, John "Monte" | 1891-92 |

DODGERS' ALUMNI ASSOCIATION

The Dodger Alumni Association was instituted in 1983 as a vehicle to unify some 500 former major leaguers who wore the Dodger uniform at some point during their career. Members of the Dodger Alumni Association receive complimentary copies of Dodger Alumni News, the official newsletter of the organization. The Dodgers' Community Services office serves as the clearinghouse for all Dodger Alumni Association requests and correspondence.

PLAYER DEVELOPMENT SYSTEM



LOS ANGELES DODGERS ORGANIZATION CLUB & LEAGUE DIRECTORY

Minor League Department

Los Angeles Dodgers, Inc.
1000 Elysian Park Avenue, Los Angeles, CA 90012
(213) 224-1431

| | | |
|------------------------------------------------------------------------------------------------------------------------------------------------------------------------------------------------------------------------------------------------------------------|--------------------------------------------------------------------------------------------------------------------------------------------------------------------------------------------------------------------------------------------------------------------------------------------------------------------------------------------------------|----------------------------------------------------------------------------------------------------------------------------------------------------------------------------------------------------------------------------------------------------------------------------------------------------------------------------------------------------------|
| <p>Charlie Blaney <i>Director of Minor League Operations</i></p> <p>Guy Wellman <i>Field Coordinator</i></p> <p>Julie Parker <i>Administrative Assistant</i></p> <p>Teri Leon <i>Secretary</i></p> <p>John Heskett <i>Data Entry</i></p> | <p><i>Instructors</i></p> <p>Red Adams Chico Fernandez Goldie Holt Sandy Koufax Dick McLaughlin Leo Posada John Roseboro Reggie Smith Dave Wallace</p> <p><i>Coaches</i></p> <p>Guy Conti Glenn Gregson Burt Hooton Von Joshua Dennis Lewallyn Claude Osteen Johnny Podres Brent Strom</p> | <p><i>Trainers</i></p> <p>Stan Johnston <i>Albuquerque</i></p> <p>Rob Giesecke <i>San Antonio</i></p> <p>George Dennison <i>Vero Beach</i></p> <p>Tim Terrio <i>Bakersfield</i></p> <p>Anthony Garcia <i>Salem</i></p> <p>Matt Wilson <i>Great Falls</i></p> <p>Richard Ramirez <i>Sarasota</i></p> <p>Tom Jackson, P.T.</p> |
|------------------------------------------------------------------------------------------------------------------------------------------------------------------------------------------------------------------------------------------------------------------|--------------------------------------------------------------------------------------------------------------------------------------------------------------------------------------------------------------------------------------------------------------------------------------------------------------------------------------------------------|----------------------------------------------------------------------------------------------------------------------------------------------------------------------------------------------------------------------------------------------------------------------------------------------------------------------------------------------------------|

SCOUTING DEPARTMENT

| | |
|---------------------------------------------------------------------------------------------------------------------------------------------------------------------------------------------------------|----------------------------------------------------------------------------------------------------------------------------------------------------------------------------------------|
| <p><i>Director of Scouting</i></p> <p><i>Assistant Director of Scouting</i></p> <p><i>Major League Scouts</i></p> <p><i>Special Assignments Scouts</i></p> <p><i>Dominican Republic Coordinator</i></p> | <p>Ben Wade Terry Reynolds Steve Boros, Mel Didier Phil Regan, Jerry Stephenson Eddie Bane Gail Henley, John Keenan Tommy Mixon, Dick Teed Ralph Avila</p> |
|---------------------------------------------------------------------------------------------------------------------------------------------------------------------------------------------------------|----------------------------------------------------------------------------------------------------------------------------------------------------------------------------------------|

LOS ANGELES DODGERS FULL-TIME SCOUTS

| | |
|----------------------------------------------------------------------------------------------------------------------------------------------------------------------------------------------------------------------------------------------------------------------------------------------------------------------------------------------------------------------------------------------------------------------------------------------------------------------------------------------------|-----------------------------------------------------------------------------------------------------------------------------------------------------------------------------------------------------------------------------------------------------------------------------------------------------------------------------------------------------------------------------------------------------------------------------------------------------------------------------------------------------------------------------------------------------------------------------------------------------------------------------------------------------------------------------------------------------------------------------------------------------------------------------------------------------------------------------------------------------------------------------------------------------------------------------------------------------------------|
| <p>Eddie Bane Boyd Bartley Bob Bishop Gib Bodet Mike Brito Joe Campbell Bob Darwin Mike Hankins Dick Hanlon Dennis Haren Gail Henley Hank Jones John Keenan Gary LaRocque Don LeJohn Steve Lembo Carl Loewenstine Dale McReynolds Bob Miske Tommy Mixon Deni Pacini Camilo Pascual Bill Pleis Mark Sheehy Dick Teed Glen VanProyen Eddie Fajardo Jerry Morales Miguel Villaran</p> | <p><i>Special Assignments</i></p> <p><i>NM, TX</i></p> <p><i>Southern California</i></p> <p><i>So. Calif., So. Nevada</i></p> <p><i>Mexico</i></p> <p><i>LA, MS, AL, FL Panhandle</i></p> <p><i>Southern California</i></p> <p><i>MO, AR, OK, Eastern KS</i></p> <p><i>Northern California</i></p> <p><i>So. Calif., AZ</i></p> <p><i>Special Assignments</i></p> <p><i>WA, OR, ID, MT</i></p> <p><i>Special Assignments</i></p> <p><i>SC, NC, VA</i></p> <p><i>WV, Eastern OH, Western PA</i></p> <p><i>Eastern NY</i></p> <p><i>TN, KY, So. IN, Western OH</i></p> <p><i>ND, SD, MN, WI, MI</i></p> <p><i>MD, Eastern PA, Western NY</i></p> <p><i>Special Assignments</i></p> <p><i>Northern California, UT</i></p> <p><i>Southern FL</i></p> <p><i>Central FL</i></p> <p><i>No. Calif., No. NV</i></p> <p><i>Special Assignment</i></p> <p><i>NE, IA, IL, Northern IN</i></p> <p><i>Puerto Rico</i></p> <p><i>Puerto Rico</i></p> <p><i>Puerto Rico</i></p> |
|----------------------------------------------------------------------------------------------------------------------------------------------------------------------------------------------------------------------------------------------------------------------------------------------------------------------------------------------------------------------------------------------------------------------------------------------------------------------------------------------------|-----------------------------------------------------------------------------------------------------------------------------------------------------------------------------------------------------------------------------------------------------------------------------------------------------------------------------------------------------------------------------------------------------------------------------------------------------------------------------------------------------------------------------------------------------------------------------------------------------------------------------------------------------------------------------------------------------------------------------------------------------------------------------------------------------------------------------------------------------------------------------------------------------------------------------------------------------------------|

DODGERS' MINOR LEAGUE TEAMS FINISH SUCCESSFUL SEASON

Two league championships, the best combined record in minor league baseball and 25 All-Stars highlighted a successful year for the Los Angeles Dodgers' minor league teams.

Great Falls and Santo Domingo posted league championships and five of the eight Dodger teams advanced to postseason play in their respective divisions. The teams are: Albuquerque (Pacific Coast), San Antonio (Texas), Vero Beach (Florida State), Great Falls (Pioneer) and Santo Domingo (Dominican).

All Dodger teams posted records above .500. The eight minor league teams combined to finish 144 games over .500, the best combined record in baseball. Overall the Dodger minor league teams posted a winning percentage of .590, an industry high.

All eight teams were represented in All-Star games in 1988. Albuquerque manager Terry Collins was chosen to lead the PCL West team which included the Dukes' Bill Brennan (RHP), Bill Krueger (LHP), Mike Devereaux (OF) and George Hinshaw (DH).

Outfielders Mike Huff and Domingo Michel, as well as left-handed pitcher Mike Munoz represented the San Antonio Dodgers in the Texas League's All-Star Game.

Dave Hansen (3B), Mike White (OF), Miguel Santana (OF), Chris Nichting (RHP) and Masahiro Yamamoto (LHP) of the Vero Beach Dodgers earned All-Star honors.

The Bakersfield Dodger team was represented by designated hitter Adam Brown and honorable mention short-stop Jose Vizcaino.

Rafael Bournigal (SS) and Braulio Castillo (OF) represented the Salem club in the Northwest League All-Star Game in 1988.

Great Falls manager Tim Johnson led pitcher of the year Sean Snedeker (RHP) and league MVP Jose Oferman (SS) to the Pioneer League All-Star team.

Sarasota was represented by short-stop Dino Ebel in the Gulf Coast League All-Star Game.

Santo Domingo manager Elvio Jimenez led three players from his team to the Dominican League All-Star Game.

HOW THEY STOOD IN 1988

| Team | 1st Half | 2nd Half | Overall | Pct. | Games over .500 |
|-------------------|-------------|-------------|---------|------|-----------------|
| Albuquerque (AAA) | 38-33 (2nd) | 48-23 (1st) | 86-56 | .606 | 30 |
| San Antonio (AA) | 42-26 (1st) | 31-34 (3rd) | 73-60 | .549 | 13 |
| Vero Beach (A) | 44-26 (1st) | 31-36 (2nd) | 75-62 | .547 | 13 |
| Bakersfield (A) | 31-40 (5th) | 40-31 (3rd) | 71-71 | .500 | 0 |
| Salem (A) | - | 43-33 (2nd) | 43-33 | .566 | 10 |
| Great Falls (R) | - | 52-17 (1st) | 52-17 | .754 | 35 |
| Sarasota (R) | - | 43-20 (2nd) | 43-20 | .683 | 23 |
| Santo Domingo (R) | - | 31-11 (1st) | 31-11 | .738 | 20 |
| Totals | 155-125 | 319-205 | 474-330 | .590 | 144 |

CAMPO LAS PALMAS

Guerra, D.N. - Republica Dominicana

Campo Las Palmas in the Dominican Republic opened in March, 1987 and is the home of the Los Angeles Dodgers baseball academy. The camp is dedicated to the youth of the Dominican Republic, in recognition of their love of baseball. Campo Las Palmas serves as a baseball training ground for these young Latin American athletes.

ALBUQUERQUE (Dukes)**Working Agreement (AAA)****Pacific Coast League**

Pat McKernan, General

Manager, President

Kevin Kennedy, Field Manager

Albuquerque Professional

Baseball, Inc.

P.O. Box 26267

Albuquerque, NM 87125-6267

Office Phone: (505) 243-1791

Park Phone: (Albuquerque

Sports Stadium)

(505) 243-1791

The Albuquerque Dukes enjoyed a fine season, as they won the first half season of the Pacific Coast League's Southern Division and finished with the best overall record in the PCL at 86-56 . . . Lost in the best-of-five PCL semifinals (3-0) to eventual champion Las Vegas Stars (Padres) . . . The Dukes led the league in team batting and had the second best team ERA . . . Outfielder Mike Devereaux and designated hitter George Hinshaw led the offense, both belting 13 home runs and finishing tied for third in the PCL batting race with a .340 average . . . The pitching staff had four pitchers win at least 10 games: Bill Krueger (15-5), William Brennan (14-8), Dennis Burt (12-9) and Ken Howell (10-1) . . . Brennan, Krueger, Devereaux and Hinshaw were all named to the All-Star team . . . Ramon Martinez (RHP), Juan Bell (IF), Brennan (RHP) and Devereaux (OF) were named among the top 10 major league prospects in the PCL by Baseball America . . . Albuquerque manager Terry Collins was named Manager of the Year.

ALBUQUERQUE

| Batting | Avg. | G | AB | R | H | 2B | 3B | HR | RBI | BB | SO | SB |
|-------------------|------|-----|-----|----|-----|----|----|----|-----|----|----|----|
| Adams, P, 1b | .138 | 11 | 29 | 1 | 4 | 1 | 0 | 0 | 2 | 4 | 5 | 0 |
| Amelung, E, of | .286 | 2 | 7 | 2 | 2 | 1 | 0 | 0 | 0 | 1 | 1 | 0 |
| Asadoor, R, 3b-1b | .216 | 78 | 204 | 24 | 44 | 8 | 2 | 2 | 19 | 19 | 59 | 1 |
| Bell, J, ss | .300 | 73 | 257 | 42 | 77 | 9 | 3 | 8 | 45 | 16 | 70 | 7 |
| Brown, J, of | .545 | 4 | 11 | 3 | 6 | 4 | 0 | 0 | 2 | 3 | 1 | 0 |
| Debus, J, 1b-c | .222 | 32 | 90 | 10 | 20 | 4 | 0 | 2 | 13 | 10 | 19 | 0 |
| Devereaux, M, of | .340 | 109 | 423 | 88 | 144 | 26 | 4 | 13 | 76 | 44 | 46 | 33 |
| Dugas, S, inf | .288 | 120 | 400 | 60 | 115 | 20 | 1 | 14 | 60 | 42 | 80 | 5 |
| Duncan, M, ss-2b | .286 | 56 | 227 | 48 | 65 | 4 | 8 | 0 | 25 | 10 | 40 | 33 |
| Garcia, D, 2b | .400 | 3 | 5 | 1 | 2 | 1 | 0 | 0 | 1 | 2 | 0 | 0 |
| Garcia, S, 2b-3b | .235 | 88 | 306 | 46 | 72 | 12 | 3 | 1 | 33 | 22 | 37 | 7 |
| Gibbons, J, c | .270 | 76 | 233 | 37 | 63 | 15 | 2 | 3 | 27 | 44 | 52 | 2 |
| Gonzalez, J, of | .306 | 84 | 288 | 57 | 88 | 15 | 2 | 5 | 22 | 36 | 66 | 44 |
| Guerrero, P, 1b | .417 | 5 | 12 | 3 | 5 | 0 | 0 | 1 | 4 | 5 | 5 | 0 |
| Gwynn, C, of | .299 | 112 | 411 | 57 | 123 | 22 | 10 | 5 | 61 | 39 | 39 | 1 |
| Hernandez, C, c | .125 | 3 | 8 | 0 | 1 | 0 | 0 | 0 | 1 | 0 | 0 | 0 |
| Hinshaw, G, of-1b | .340 | 120 | 470 | 76 | 160 | 30 | 4 | 13 | 94 | 29 | 71 | 15 |
| Huff, M, of | .250 | 2 | 4 | 0 | 1 | 1 | 0 | 0 | 0 | 0 | 0 | 0 |
| Martinez, L, ss | .143 | 3 | 7 | 1 | 1 | 1 | 0 | 0 | 0 | 1 | 0 | 0 |
| Michel, D, 1b-of | .375 | 3 | 8 | 3 | 3 | 0 | 0 | 1 | 4 | 0 | 2 | 0 |
| Mota, J, 2b | .333 | 6 | 15 | 4 | 5 | 0 | 0 | 0 | 1 | 3 | 3 | 1 |
| Ramsey, M, of | .297 | 124 | 407 | 75 | 121 | 22 | 6 | 7 | 53 | 29 | 50 | 11 |
| Ransom, J, 3b | .114 | 14 | 35 | 5 | 4 | 1 | 0 | 0 | 5 | 8 | 5 | 0 |
| Reyes, G, c | .292 | 98 | 318 | 40 | 93 | 14 | 0 | 12 | 66 | 28 | 63 | 2 |
| Sharperson, M, 2b | .319 | 56 | 210 | 55 | 67 | 10 | 2 | 0 | 30 | 31 | 25 | 19 |
| Woodson, T, 1b-3b | .319 | 85 | 313 | 46 | 100 | 21 | 1 | 17 | 73 | 39 | 48 | 1 |

| Pitching | W-L | ERA | G | GS | CG | SV | IP | H | R | ER | BB | SO |
|-------------|------|------|----|----|----|----|-----|-----|----|----|----|-----|
| Arnold, T | 2-4 | 5.67 | 13 | 8 | 1 | 0 | 54 | 60 | 35 | 34 | 11 | 20 |
| Brennan, W | 14-8 | 3.82 | 29 | 28 | 5 | 0 | 167 | 177 | 85 | 71 | 51 | 83 |
| Burt, D | 12-9 | 3.83 | 30 | 25 | 1 | 0 | 167 | 185 | 85 | 71 | 56 | 80 |
| Crawford, S | 3-6 | 3.81 | 32 | 2 | 0 | 3 | 54 | 59 | 31 | 23 | 25 | 36 |
| Crews, T | 1-1 | 2.70 | 10 | 0 | 0 | 3 | 13 | 13 | 5 | 4 | 2 | 7 |
| Engel, S | 0-0 | 3.86 | 3 | 0 | 0 | 0 | 2 | 2 | 1 | 1 | 1 | 2 |
| Hartley, M | 2-2 | 4.35 | 18 | 0 | 0 | 3 | 21 | 22 | 11 | 10 | 12 | 16 |
| Hensley, C | 4-3 | 3.77 | 52 | 0 | 0 | 4 | 60 | 64 | 34 | 25 | 31 | 39 |
| Heredia, H | 4-1 | 2.51 | 43 | 0 | 0 | 11 | 72 | 62 | 22 | 20 | 23 | 44 |
| Hillegas, S | 6-4 | 3.49 | 16 | 15 | 2 | 0 | 101 | 93 | 44 | 39 | 22 | 65 |
| Holmes, D | 0-1 | 5.06 | 2 | 1 | 0 | 0 | 5 | 6 | 3 | 3 | 1 | 1 |
| Howell, K | 10-1 | 3.27 | 18 | 16 | 0 | 0 | 107 | 92 | 43 | 39 | 42 | 95 |
| Krueger, B | 15-5 | 3.01 | 27 | 26 | 7 | 0 | 173 | 167 | 74 | 58 | 69 | 114 |
| Kyles, S | 4-2 | 3.41 | 27 | 5 | 0 | 1 | 69 | 66 | 36 | 26 | 27 | 41 |
| Martinez, R | 5-2 | 2.76 | 10 | 10 | 1 | 0 | 59 | 43 | 24 | 18 | 32 | 49 |
| Mathis, R* | 2-6 | 7.29 | 16 | 13 | 0 | 0 | 70 | 106 | 62 | 57 | 24 | 52 |
| Searage, R | 2-3 | 5.10 | 51 | 0 | 0 | 8 | 60 | 62 | 39 | 34 | 25 | 58 |
| Torres, P | 1-1 | 4.50 | 8 | 0 | 0 | 1 | 14 | 12 | 7 | 7 | 5 | 13 |
| Zaske, J* | 1-1 | 7.71 | 11 | 5 | 0 | 0 | 33 | 31 | 31 | 28 | 33 | 28 |

*Includes combined '88 Minor League statistics

SAN ANTONIO (Missions)**Working Agreement (AA)****Texas League**

David Elmore, President

Burl Yarbrough, General Manager

John Shoemaker, Field Manager

San Antonio Baseball, Inc.

P.O. Box 28268

San Antonio, TX 78228

Office Phone: (512) 434-9311

Park Phone: (V.J. Keefe)

(512) 434-9312

A successful season for San Antonio after returning to the city's traditional nickname (Missions) . . . Won the Texas League Western Division first half title, made the playoffs and finished with the second best overall record in the league . . . The Missions lost (2-0) to El Paso (Brewers) in the semifinals of the league playoffs . . . Played and won the longest game in Texas League history on July 15 and July 16, a 26-inning, 1-0 win over the Jackson Mets . . . San Antonio finished third in the team batting race and fourth in team pitching. . . Utility man Domingo Michel, outfielder Mike Huff and left-handed pitcher Mike Munoz were named to the Texas League All-Star team . . . Ramon Martinez (RHP), Juan Bell (IF), Munoz and John Wetteland (RHP) were named among the league's top 10 major league prospects by Baseball America.

SAN ANTONIO

| Batting | Avg. | G | AB | R | H | 2B | 3B | HR | RBI | BB | SO | SB |
|--------------------|------|-----|-----|----|-----|----|----|----|-----|----|----|----|
| Amelung, E, of | .284 | 20 | 67 | 7 | 19 | 3 | 0 | 2 | 7 | 3 | 13 | 0 |
| Batesole, M, 3b-1b | .286 | 53 | 182 | 18 | 52 | 9 | 0 | 4 | 25 | 5 | 24 | 0 |
| Bell, J, ss | .279 | 61 | 215 | 37 | 60 | 4 | 2 | 5 | 21 | 16 | 37 | 11 |
| Benitez, M, of | .235 | 52 | 119 | 8 | 28 | 9 | 0 | 0 | 4 | 14 | 21 | 0 |
| Brown, A, dh-c | .296 | 30 | 98 | 14 | 29 | 5 | 0 | 2 | 13 | 7 | 20 | 0 |
| Bustabad, J, ss | .233 | 97 | 288 | 31 | 67 | 10 | 1 | 1 | 23 | 22 | 36 | 4 |
| Fletcher, D, c | .208 | 89 | 279 | 19 | 58 | 8 | 0 | 1 | 20 | 17 | 42 | 2 |
| Francois, M, 2b | .245 | 123 | 436 | 48 | 107 | 17 | 1 | 6 | 40 | 55 | 78 | 18 |
| Huff, M, of | .304 | 102 | 395 | 68 | 120 | 18 | 10 | 2 | 40 | 37 | 55 | 34 |
| Kating, J, of | .200 | 16 | 40 | 4 | 8 | 4 | 0 | 0 | 6 | 7 | 4 | 0 |
| Kesselmark, J, of | .279 | 66 | 244 | 23 | 68 | 9 | 2 | 2 | 34 | 10 | 23 | 6 |
| Kirby, W, of | .240 | 100 | 334 | 50 | 80 | 9 | 2 | 0 | 21 | 21 | 42 | 26 |
| Lopez, L, 1b-c | .247 | 123 | 470 | 56 | 116 | 15 | 3 | 7 | 65 | 32 | 33 | 3 |
| McConnell, W, 3b | .268 | 93 | 354 | 37 | 95 | 17 | 1 | 11 | 53 | 34 | 57 | 4 |
| Michel, D, of-1b | .330 | 94 | 352 | 62 | 116 | 21 | 3 | 7 | 50 | 47 | 52 | 15 |
| Mota, J, of-2b | .262 | 82 | 214 | 32 | 56 | 11 | 1 | 1 | 18 | 27 | 35 | 10 |
| Ortiz, J, of-1b | .291 | 51 | 182 | 35 | 53 | 13 | 2 | 8 | 33 | 22 | 38 | 6 |
| Santana, M, of | .245 | 29 | 98 | 11 | 24 | 1 | 0 | 0 | 10 | 5 | 18 | 8 |

| Pitching | W-L | ERA | G | GS | CG | SV | IP | H | R | ER | BB | SO |
|------------------|------|-------|----|----|----|----|-----|-----|----|----|----|-----|
| Crawford, S | 1-0 | 0.00 | 3 | 0 | 0 | 1 | 6 | 2 | 0 | 0 | 0 | 4 |
| Eichhorn, D | 5-6 | 3.51 | 19 | 16 | 1 | 0 | 105 | 99 | 53 | 41 | 26 | 43 |
| Hartley, M | 5-1 | 0.80 | 30 | 0 | 0 | 9 | 45 | 25 | 5 | 4 | 18 | 57 |
| Hickey, J | 0-2 | 2.85 | 17 | 1 | 0 | 0 | 41 | 41 | 19 | 13 | 11 | 15 |
| Humphries, J | 0-0 | 3.86 | 2 | 0 | 0 | 0 | 2 | 5 | 2 | 1 | 1 | 2 |
| LaFever, G | 9-7 | 3.49 | 26 | 24 | 1 | 0 | 147 | 148 | 69 | 57 | 34 | 82 |
| Mack, T | 6-0 | 2.95 | 37 | 1 | 0 | 4 | 64 | 57 | 31 | 21 | 26 | 69 |
| Martinez, R | 8-4 | 2.46 | 14 | 14 | 2 | 0 | 95 | 79 | 29 | 26 | 34 | 89 |
| Mathis, R | 5-5 | 3.86 | 11 | 10 | 0 | 0 | 56 | 47 | 28 | 24 | 17 | 33 |
| Munoz, M | 7-2 | 1.00 | 56 | 0 | 0 | 14 | 72 | 63 | 18 | 8 | 24 | 71 |
| Pitz, M | 3-8 | 4.80 | 19 | 19 | 2 | 0 | 122 | 142 | 71 | 65 | 21 | 79 |
| Schweighoffer, M | 7-8 | 3.96 | 43 | 8 | 1 | 2 | 105 | 123 | 57 | 46 | 27 | 42 |
| Tapia, J | 0-0 | 11.74 | 8 | 0 | 0 | 0 | 8 | 13 | 12 | 10 | 7 | 6 |
| Torres, P | 1-3 | 3.43 | 36 | 1 | 0 | 2 | 58 | 46 | 30 | 22 | 27 | 56 |
| Wetteland, J | 10-8 | 3.88 | 25 | 25 | 3 | 0 | 162 | 141 | 74 | 70 | 77 | 140 |
| Wohler, B | 6-6 | 5.96 | 37 | 14 | 0 | 0 | 100 | 128 | 71 | 66 | 32 | 63 |

VERO BEACH (Dodgers)**Ownership (A)****Florida State League**

Tom Simmons, General Manager

Joe Alvarez, Field Manager

Vero Beach Baseball Club

Dodgertown

P.O. Box 2887

Vero Beach, FL 32961-2887

Office/Park Phone:

(407) 569-4900

Won the first half in the Eastern Division of the Florida State League to qualify for the playoffs, but lost in the first round to West Palm Beach (Expos), 2-0... Overall, the Dodgers had the fourth best record in the FSL... Vero Beach had the top offense in the league with outfielder Mike White leading the way with a .340 average... In all, four of the top batters in the league were members of Vero: White, Miguel Santana (.293), Dave Hansen (.291) and Eric Mangham (.289)... The pitching staff had a 2.93 ERA, good for sixth best in the league... Right-hander Chris Nichting (11-4, with a 2.09 ERA and 151 SO) and left-hander Masahiro Yamamoto were named to the All-Star team... Nichting, Hansen and White were named among the FSL's top 10 major league prospects by Baseball America.

VERO BEACH

| Batting | Avg. | G | AB | R | H | 2B | 3B | HR | RBI | BB | SO | SB |
|--------------------|-------------|----------|-----------|----------|----------|-----------|-----------|-----------|------------|-----------|-----------|-----------|
| Batesole, M, dh-3b | .237 | 51 | 169 | 22 | 40 | 9 | 0 | 3 | 15 | 17 | 38 | 0 |
| Benitez, M, dh-of | .242 | 37 | 128 | 13 | 31 | 3 | 0 | 5 | 23 | 15 | 23 | 0 |
| Castillo, B, ph | .000 | 2 | 1 | 0 | 0 | 0 | 0 | 0 | 0 | 0 | 1 | 0 |
| Demerit, T, of | .194 | 108 | 350 | 40 | 68 | 8 | 6 | 11 | 43 | 28 | 143 | 9 |
| Esteban, F, 2b | .237 | 62 | 131 | 17 | 31 | 1 | 1 | 1 | 9 | 11 | 25 | 1 |
| Floyd, D.J., c | .000 | 1 | 2 | 0 | 0 | 0 | 0 | 0 | 0 | 0 | 1 | 0 |
| Freiling, H, 1b | .243 | 61 | 239 | 30 | 58 | 10 | 0 | 2 | 40 | 18 | 19 | 3 |
| Gonzalez, E, dh | .207 | 32 | 87 | 9 | 18 | 7 | 0 | 1 | 8 | 4 | 31 | 0 |
| Goshay, H, of | .222 | 95 | 207 | 22 | 46 | 5 | 1 | 0 | 10 | 26 | 47 | 9 |
| Hansen, D, 3b | .291 | 135 | 512 | 68 | 149 | 28 | 6 | 7 | 81 | 56 | 46 | 2 |
| Hartman, J, 2b | .194 | 36 | 103 | 14 | 20 | 6 | 0 | 0 | 7 | 12 | 20 | 2 |
| Kesselmark, J, of | .353 | 4 | 17 | 6 | 6 | 1 | 0 | 0 | 2 | 4 | 0 | 2 |
| Mangham, E, of | .289 | 99 | 349 | 53 | 101 | 12 | 2 | 4 | 37 | 36 | 48 | 16 |
| Martinez, L, ss | .272 | 127 | 474 | 60 | 129 | 21 | 2 | 0 | 42 | 23 | 62 | 11 |
| Mons, J, c | .235 | 70 | 217 | 20 | 51 | 5 | 0 | 0 | 20 | 20 | 45 | 0 |
| Mustari, F, 2b | .194 | 86 | 242 | 32 | 47 | 8 | 3 | 1 | 20 | 18 | 58 | 6 |
| Oferman, J, ss | .286 | 4 | 14 | 4 | 4 | 2 | 0 | 0 | 2 | 2 | 0 | 0 |
| Rojas, H, c | .274 | 91 | 325 | 21 | 89 | 11 | 1 | 3 | 37 | 6 | 45 | 1 |
| Santana, M, of | .293 | 85 | 331 | 67 | 97 | 4 | 0 | 0 | 13 | 48 | 44 | 58 |
| Spagnuolo, J, 2b | .176 | 7 | 17 | 3 | 3 | 1 | 0 | 1 | 4 | 2 | 1 | 0 |
| Traxler, B, 1b | .292 | 72 | 260 | 30 | 76 | 14 | 0 | 2 | 34 | 30 | 35 | 1 |
| White, M, of | .340 | 115 | 397 | 54 | 135 | 12 | 11 | 5 | 42 | 29 | 38 | 14 |

| Pitching | W-L | ERA | G | GS | CG | SV | IP | H | R | ER | BB | SO |
|-----------------|------------|------------|----------|-----------|-----------|-----------|-----------|----------|----------|-----------|-----------|-----------|
| Campbell, K | 8-12 | 2.75 | 26 | 26 | 5 | 0 | 164 | 166 | 67 | 50 | 49 | 115 |
| Cash, T | 2-3 | 2.97 | 19 | 0 | 0 | 2 | 36 | 39 | 15 | 12 | 14 | 20 |
| Cox, Carl | 9-7 | 2.99 | 26 | 26 | 4 | 0 | 159 | 161 | 65 | 53 | 48 | 80 |
| Devine, K | 2-2 | 4.24 | 18 | 1 | 0 | 3 | 34 | 34 | 17 | 16 | 10 | 35 |
| Humphries, J | 0-1 | 5.91 | 2 | 2 | 0 | 0 | 11 | 13 | 11 | 7 | 4 | 7 |
| Johnson, C | 3-1 | 3.92 | 36 | 0 | 0 | 4 | 57 | 49 | 30 | 25 | 29 | 58 |
| Mayberry, G | 2-3 | 2.72 | 13 | 4 | 0 | 0 | 43 | 36 | 17 | 13 | 11 | 34 |
| Miguel, T | 1-0 | 3.52 | 8 | 0 | 0 | 0 | 23 | 17 | 13 | 9 | 13 | 18 |
| Nichting, C | 11-4 | 2.09 | 21 | 19 | 5 | 1 | 138 | 90 | 40 | 32 | 51 | 151 |
| Nina, R | 0-0 | 18.00 | 1 | 0 | 0 | 0 | 1 | 3 | 2 | 2 | 0 | 1 |
| Nishimura, H | 11-3 | 3.34 | 23 | 23 | 3 | 0 | 148 | 132 | 63 | 55 | 54 | 124 |
| Noch, D | 7-7 | 3.27 | 19 | 18 | 4 | 1 | 118 | 99 | 47 | 43 | 25 | 67 |
| Poole, J | 1-1 | 3.77 | 10 | 0 | 0 | 0 | 14 | 13 | 7 | 6 | 9 | 12 |
| Ray, J | 5-9 | 2.61 | 46 | 0 | 0 | 11 | 76 | 63 | 25 | 22 | 32 | 58 |
| Ryan, K | 0-2 | 3.67 | 14 | 0 | 0 | 0 | 27 | 25 | 17 | 11 | 21 | 20 |
| Springer, D | 0-0 | 4.76 | 1 | 1 | 0 | 0 | 6 | 6 | 3 | 3 | 2 | 4 |
| Yamamoto, M | 13-7 | 2.00 | 25 | 17 | 6 | 0 | 149 | 125 | 42 | 33 | 29 | 105 |

SALEM (Dodgers)

Working Agreement (A)
Northwest League
David Elmore, President
Steve Ford, General Manager
Tom Beyers, Field Manager
P.O. Box 17641
Salem, OR 97305
Office/Park Phone:
(503) 371-7121

The Salem Dodgers finished second in the Northwest League's Southern Division with the second best record in the league (43-33) . . . The team finished fifth in team batting and fourth in team ERA . . . Shortstop Rafael Bournigal finished sixth in the NWL batting race with a .313 average . . . Gordie Hershiser fell three innings short of qualifying for the top 10 in the NWL ERA race, but finished with a 2.31 ERA, 7-0 record in 58 innings with just 10 walks and 58 strikeouts . . . Bournigal and outfielder Braulio Castillo were named to the NWL All-Star team.

| SALEM | | | | | | | | | | | | |
|--------------------|------|------|-----|----|----|----|----|----|-----|----|----|----|
| Batting | Avg. | G | AB | R | H | 2B | 3B | HR | RBI | BB | SO | SB |
| Barron, T, of | .303 | 73 | 261 | 54 | 79 | 6 | 3 | 9 | 38 | 24 | 75 | 36 |
| Bournigal, R, ss | .313 | 70 | 275 | 54 | 86 | 10 | 1 | 0 | 25 | 38 | 32 | 11 |
| Cardenas, D, of | .222 | 41 | 135 | 15 | 30 | 5 | 0 | 3 | 17 | 9 | 53 | 7 |
| Castillo, B, of | .281 | 73 | 306 | 51 | 86 | 20 | 5 | 8 | 41 | 22 | 72 | 16 |
| Finkin, S, 3b-2b | .254 | 57 | 205 | 43 | 52 | 9 | 1 | 9 | 38 | 40 | 51 | 13 |
| Fujioh, Y, of-dh | .200 | 19 | 40 | 4 | 8 | 3 | 1 | 0 | 8 | 6 | 9 | 0 |
| Hartman, J, 2b-dh | .248 | 67 | 234 | 42 | 58 | 12 | 1 | 0 | 32 | 40 | 35 | 14 |
| Hermann, J, of | .117 | 23 | 60 | 5 | 7 | 2 | 0 | 0 | 4 | 6 | 21 | 1 |
| Maehara, H, 3b | .196 | 54 | 168 | 26 | 33 | 6 | 2 | 1 | 12 | 18 | 59 | 1 |
| Marabell, S, dh-of | .247 | 75 | 271 | 47 | 67 | 13 | 3 | 8 | 53 | 35 | 74 | 9 |
| McMurray, B, of | .174 | 8 | 23 | 4 | 4 | 0 | 0 | 1 | 2 | 5 | 9 | 0 |
| Montgomery, D, ss | .268 | 12 | 41 | 5 | 11 | 3 | 0 | 0 | 3 | 3 | 10 | 6 |
| Mora, J, c | .233 | 64 | 223 | 26 | 52 | 7 | 4 | 2 | 35 | 12 | 47 | 2 |
| Ortiz, H, c | .143 | 32 | 77 | 5 | 11 | 1 | 0 | 0 | 4 | 5 | 16 | 0 |
| Rodriguez, H, 1b | .289 | 72 | 291 | 47 | 84 | 14 | 4 | 2 | 38 | 21 | 42 | 14 |
| Santos, L, of | .250 | 2 | 4 | 0 | 1 | 0 | 0 | 0 | 2 | 0 | 0 | 0 |
| Zink, W, 3b | .100 | 3 | 10 | 0 | 1 | 0 | 0 | 0 | 0 | 1 | 4 | 0 |
| Pitching | W-L | ERA | G | GS | CG | SV | IP | H | R | ER | BB | SO |
| Calderon, E | 0-2 | 2.70 | 11 | 0 | 0 | 0 | 17 | 14 | 7 | 5 | 13 | 13 |
| Currie, B | 1-4 | 2.47 | 29 | 1 | 0 | 12 | 47 | 44 | 19 | 13 | 21 | 53 |
| Gastelum, M | 2-2 | 6.23 | 11 | 7 | 0 | 0 | 30 | 24 | 26 | 21 | 31 | 25 |
| Gettler, C | 4-1 | 1.54 | 22 | 0 | 0 | 5 | 53 | 38 | 13 | 9 | 14 | 48 |
| Gonzalez, L | 5-5 | 4.74 | 14 | 14 | 1 | 0 | 76 | 84 | 45 | 40 | 32 | 46 |
| Hershiser, G | 7-0 | 2.31 | 10 | 10 | 0 | 0 | 58 | 46 | 20 | 15 | 10 | 58 |
| Luckham, K | 7-2 | 3.67 | 16 | 11 | 0 | 0 | 69 | 63 | 39 | 28 | 39 | 47 |
| Miguel, T | 2-4 | 6.75 | 15 | 5 | 0 | 1 | 44 | 50 | 39 | 33 | 28 | 51 |
| Olson, D | 0-0 | 2.36 | 19 | 0 | 0 | 1 | 53 | 35 | 20 | 14 | 24 | 53 |
| Parham, B | 4-2 | 4.54 | 8 | 8 | 0 | 0 | 42 | 36 | 22 | 21 | 20 | 28 |
| Piscetta, R | 2-4 | 2.68 | 20 | 1 | 0 | 4 | 57 | 47 | 19 | 17 | 29 | 55 |
| Van Zytveld, J | 4-4 | 3.29 | 12 | 8 | 0 | 0 | 55 | 49 | 28 | 20 | 27 | 38 |
| Wanish, J | 5-3 | 4.03 | 19 | 11 | 0 | 1 | 76 | 71 | 40 | 34 | 41 | 92 |

BAKERSFIELD (Dodgers)**Working Agreement (A)****California League**

Lowell T. Patton, President
 Rick Smith, General Manager
 Tim Johnson, Field Manager
 P.O. Box 10031
 Bakersfield, CA 93389
 Office/Park Phone:
 (805) 322-1363

The Bakersfield Dodgers finished the season with a strong second half to achieve a .500 record (71-71) ... The team finished fourth in the California League in both team batting and team pitching ... Catcher/designated hitter Adam Brown led the California League with a .352 batting average as he battled back from elbow surgery which limited his catching time ... For his talents, Brown was selected as a California League All-Star and was named among the top 10 major league prospects in the league ... Right-handers Billy Brooks (7-9) with a 2.81 ERA and 12 saves) and Isidrio Marquez (8-3 with a 3.09 ERA) both finished among the league's top 10 pitchers in ERA ... Dennis Springer won 13 games and tied for the league lead in shutouts.

BAKERSFIELD

| Batting | Avg. | G | AB | R | H | 2B | 3B | HR | RBI | BB | SO | SB |
|-------------------|-------------|----------|-----------|----------|----------|-----------|-----------|-----------|------------|-----------|-----------|-----------|
| Argo, B, of | .229 | 108 | 328 | 48 | 75 | 6 | 0 | 0 | 25 | 42 | 55 | 13 |
| Barron, T, 1b-of | .250 | 12 | 20 | 1 | 5 | 2 | 0 | 0 | 4 | 1 | 5 | 0 |
| Beuder, J, of | .192 | 43 | 120 | 20 | 23 | 3 | 2 | 0 | 15 | 21 | 20 | 5 |
| Brown, A, dh-c | .352 | 92 | 318 | 66 | 112 | 18 | 3 | 9 | 80 | 54 | 50 | 5 |
| Brown, J, 1b-dh | .282 | 133 | 447 | 63 | 126 | 31 | 4 | 8 | 71 | 70 | 80 | 4 |
| Dostal, B, of | .251 | 122 | 367 | 59 | 92 | 14 | 2 | 1 | 34 | 58 | 78 | 32 |
| Ebel, D, ss | .286 | 3 | 14 | 2 | 4 | 1 | 0 | 0 | 1 | 0 | 0 | 0 |
| Green, S, of | .278 | 114 | 407 | 56 | 113 | 25 | 2 | 6 | 56 | 54 | 91 | 19 |
| Henley, Dan, 2b | .240 | 105 | 334 | 52 | 80 | 17 | 0 | 5 | 41 | 52 | 60 | 10 |
| Hernandez, C, c | .309 | 92 | 333 | 37 | 103 | 15 | 2 | 5 | 52 | 16 | 39 | 3 |
| Hornacek, J, c | .186 | 15 | 43 | 4 | 8 | 1 | 0 | 1 | 3 | 10 | 13 | 0 |
| Huebner, J, c | .211 | 5 | 19 | 4 | 4 | 0 | 0 | 0 | 2 | 0 | 6 | 0 |
| Kirby, W, of | .277 | 12 | 47 | 12 | 13 | 0 | 1 | 0 | 4 | 11 | 4 | 9 |
| Knapp, J, 3b-p | .197 | 68 | 152 | 13 | 30 | 5 | 1 | 1 | 20 | 13 | 26 | 3 |
| Lewis, A, 3b | .249 | 124 | 441 | 79 | 110 | 23 | 1 | 6 | 44 | 68 | 69 | 4 |
| Montgomery, D, ss | .156 | 31 | 77 | 5 | 12 | 1 | 0 | 0 | 2 | 7 | 28 | 2 |
| Mora, J, c | .333 | 4 | 12 | 1 | 4 | 1 | 0 | 0 | 0 | 1 | 3 | 0 |
| Munoz, J, 2b-dh | .248 | 105 | 347 | 35 | 86 | 6 | 0 | 0 | 24 | 42 | 54 | 7 |
| Santos, L, of | .167 | 3 | 6 | 0 | 1 | 0 | 0 | 0 | 1 | 1 | 2 | 0 |
| Valdez, A, 1b-dh | .253 | 83 | 312 | 38 | 79 | 21 | 0 | 6 | 51 | 17 | 46 | 1 |
| Vizcaino, J, ss | .290 | 122 | 434 | 77 | 126 | 11 | 4 | 0 | 38 | 50 | 54 | 13 |
| White, K.G., of | .224 | 48 | 165 | 23 | 37 | 8 | 0 | 4 | 21 | 18 | 39 | 5 |

| Pitching | W-L | ERA | G | GS | CG | SV | IP | H | R | ER | BB | SO |
|-----------------|------------|------------|----------|-----------|-----------|-----------|-----------|----------|----------|-----------|-----------|-----------|
| Arnold, T, | 4-3 | 4.91 | 12 | 7 | 1 | 0 | 48 | 41 | 31 | 26 | 21 | 23 |
| Brooks, B | 7-9 | 2.81 | 48 | 9 | 0 | 12 | 122 | 91 | 49 | 38 | 56 | 74 |
| Carrasco, C | 0-4 | 4.65 | 17 | 7 | 0 | 0 | 60 | 62 | 35 | 31 | 34 | 31 |
| Cerny, C | 0-0 | 8.31 | 2 | 0 | 0 | 0 | 4 | 5 | 4 | 4 | 4 | 4 |
| Gettler, C | 0-1 | 7.66 | 9 | 1 | 0 | 1 | 22 | 26 | 22 | 19 | 19 | 22 |
| Howell, K | 0-1 | 1.32 | 3 | 3 | 0 | 0 | 14 | 8 | 5 | 2 | 9 | 13 |
| Humphries, J | 7-3 | 3.62 | 19 | 15 | 1 | 0 | 99 | 106 | 50 | 40 | 37 | 67 |
| King, K | 2-4 | 4.41 | 13 | 5 | 0 | 1 | 35 | 32 | 28 | 17 | 21 | 27 |
| Knapp, J | 0-1 | 4.57 | 11 | 3 | 0 | 0 | 22 | 21 | 11 | 11 | 5 | 12 |
| Kroll, T | 5-6 | 5.21 | 42 | 1 | 0 | 3 | 85 | 86 | 51 | 49 | 34 | 81 |
| Langley, L | 5-1 | 3.75 | 42 | 4 | 0 | 1 | 82 | 66 | 44 | 34 | 72 | 101 |
| Marquez, I | 8-3 | 3.09 | 20 | 20 | 1 | 0 | 125 | 114 | 54 | 43 | 78 | 106 |
| Pena, D | 0-0 | 5.59 | 10 | 0 | 0 | 0 | 10 | 8 | 7 | 6 | 10 | 13 |
| Scott, T | 4-8 | 3.64 | 36 | 2 | 0 | 7 | 64 | 52 | 34 | 26 | 26 | 59 |
| Shinall, Z | 7-8 | 4.22 | 28 | 19 | 1 | 0 | 113 | 89 | 65 | 53 | 104 | 63 |
| Soto, M | 0-1 | 9.00 | 1 | 1 | 0 | 0 | 3 | 7 | 6 | 3 | 2 | 2 |
| Springer, D | 13-7 | 3.27 | 32 | 20 | 6 | 2 | 154 | 135 | 75 | 56 | 62 | 108 |
| Sutton, D | 0-1 | 4.02 | 3 | 3 | 0 | 0 | 16 | 16 | 9 | 7 | 3 | 19 |
| Tapia, J | 8-9 | 3.39 | 23 | 22 | 0 | 0 | 138 | 127 | 69 | 52 | 89 | 109 |
| Torres, P | 1-1 | 0.00 | 6 | 0 | 0 | 1 | 5 | 3 | 1 | 0 | 3 | 5 |
| Wanish, J | 0-0 | 4.50 | 9 | 0 | 0 | 0 | 14 | 12 | 10 | 7 | 10 | 19 |

GREAT FALLS (Dodgers)**Working Agreement (R)****Pioneer League**

Ray Klesh, General Manager

Joe Vavra, Field Manager

P.O. Box 1621

Great Falls, MT 59403

Office/Park Phone:

(406) 452-5311

The 1988 Great Falls Dodgers displayed the outstanding 1988 draft for the Dodgers by completing one of the finest Pioneer League seasons ever . . . The Dodgers finished with a 52-17 record and went on to defeat the Butte Rangers (3-2) in the finals . . . The Dodgers dominated both offensively and defensively, leading the league in both categories . . . The Dodgers set a new league record with a 2.93 team ERA and finished just .001 off the league mark with a .319 team batting average . . . Shortstop Jose Oferman was selected as the Pioneer League MVP as he stole a PL record 57 stolen bases, displayed outstanding defensive skills and batted .335 . . . First baseman Eric Karros finished with a .366 batting average, good for fourth best in the league . . . Sean Snedeker led the staff with a 8-2 record, a league-leading 2.20 ERA, 102 strikeouts and just 16 walks in 86 innings pitched . . . Right-hander Jeff Hartsock's 108 strikeouts led the Pioneer League . . . Oferman and Snedeker were selected to the PL All-Star squad and Oferman, right-handed pitcher Bill Bene, outfielder Chris Morrow and Snedeker were among the league's top 10 major league prospects according to Baseball America.

GREAT FALLS

| Batting | Avg. | G | AB | R | H | 2B | 3B | HR | RBI | BB | SO | SB |
|--------------------|------|----|-----|----|----|----|----|----|-----|----|----|----|
| Beals, B, of-2b | .256 | 31 | 90 | 17 | 23 | 1 | 1 | 0 | 9 | 11 | 25 | 8 |
| Boddie, E, of | .333 | 51 | 204 | 41 | 68 | 14 | 2 | 4 | 45 | 27 | 54 | 8 |
| Brooks, J, of-3b | .347 | 68 | 285 | 63 | 99 | 21 | 3 | 8 | 61 | 24 | 25 | 7 |
| Carr, E, 3b-2b | .333 | 64 | 255 | 49 | 85 | 20 | 3 | 4 | 62 | 29 | 35 | 11 |
| Carroll, D, of | .280 | 48 | 164 | 29 | 46 | 3 | 0 | 1 | 25 | 25 | 33 | 20 |
| Finkin, S, ss-2b | .267 | 7 | 15 | 1 | 4 | 2 | 0 | 0 | 0 | 1 | 5 | 0 |
| Hermann, J, of | .346 | 12 | 26 | 5 | 9 | 2 | 2 | 1 | 3 | 6 | 6 | 1 |
| Huebner, J, c | .357 | 14 | 42 | 2 | 15 | 3 | 0 | 0 | 7 | 3 | 8 | 0 |
| Karros, E, 1b | .366 | 66 | 268 | 68 | 98 | 12 | 1 | 12 | 55 | 32 | 35 | 8 |
| Magnusson, B, c-dh | .320 | 51 | 175 | 51 | 56 | 18 | 4 | 7 | 46 | 44 | 43 | 4 |
| McMurray, B, of | .200 | 10 | 25 | 4 | 5 | 0 | 1 | 1 | 5 | 4 | 4 | 2 |
| Morrow, C, of | .286 | 60 | 217 | 48 | 62 | 11 | 3 | 8 | 40 | 28 | 50 | 13 |
| Oferman, J, ss | .335 | 60 | 251 | 75 | 84 | 11 | 5 | 2 | 28 | 38 | 42 | 57 |
| Pye, E, 2b | .300 | 61 | 237 | 50 | 71 | 8 | 4 | 2 | 30 | 29 | 28 | 19 |
| Rice, L, c | .283 | 47 | 159 | 30 | 45 | 8 | 2 | 0 | 27 | 31 | 29 | 4 |
| White, K.G., of | .167 | 2 | 6 | 0 | 1 | 0 | 0 | 0 | 1 | 0 | 0 | 0 |

| Pitching | W-L | ERA | G | GS | CG | SV | IP | H | R | ER | BB | SO |
|--------------|-----|------|----|----|----|----|----|----|----|----|----|-----|
| Bene, B | 5-0 | 4.55 | 13 | 12 | 0 | 0 | 65 | 53 | 43 | 33 | 45 | 56 |
| Biberdorf, C | 2-2 | 2.59 | 27 | 0 | 0 | 8 | 31 | 25 | 12 | 9 | 11 | 36 |
| Braase, J | 4-0 | 3.09 | 17 | 7 | 0 | 0 | 55 | 59 | 22 | 19 | 12 | 44 |
| Castillo, J | 1-2 | 4.04 | 15 | 1 | 0 | 2 | 36 | 35 | 18 | 16 | 15 | 24 |
| Dawson, D | 5-2 | 2.06 | 25 | 1 | 0 | 0 | 48 | 29 | 16 | 11 | 25 | 52 |
| Hartsock, J | 7-2 | 2.67 | 14 | 13 | 1 | 0 | 81 | 62 | 30 | 24 | 26 | 108 |
| James, M | 7-1 | 3.76 | 14 | 12 | 0 | 0 | 67 | 61 | 36 | 28 | 41 | 59 |
| McHugh, M | 1-0 | 2.00 | 5 | 4 | 0 | 0 | 18 | 9 | 6 | 4 | 13 | 14 |
| Snedeker, S | 8-2 | 2.20 | 13 | 12 | 5 | 0 | 86 | 64 | 29 | 21 | 16 | 102 |
| Valdes, R | 4-1 | 1.20 | 12 | 1 | 0 | 0 | 30 | 15 | 8 | 4 | 11 | 37 |
| Wengert, B | 3-3 | 3.60 | 14 | 6 | 0 | 0 | 45 | 44 | 28 | 18 | 23 | 42 |
| Wray, J | 5-2 | 2.04 | 27 | 0 | 0 | 3 | 40 | 27 | 9 | 9 | 7 | 54 |

**SANTO DOMINGO
(Dodgers)**

Teddy Martínez, Field Manager
 Campo Las Palmas
 Carretera De Guerra KM. 23 1/2
 Santo Domingo,
 Dominican Republic
 Office Phone: (809) 567-3296
 Immediately dial 02171

Santo Domingo Dodgers were champions of the Dominican Summer League, defeating the Detroit Tigers' entry in the best of three finals, 2-1 . . . The Dodgers defeated the Angels in the first round of the DSL playoffs and the Expos in the second round.

| SANTO DOMINGO | | | | | | | | | | | | |
|------------------|------|----|-----|----|----|----|----|----|-----|----|----|----|
| Batting | Avg. | G | AB | R | H | 2B | 3B | HR | RBI | BB | SO | SB |
| Rodriguez, L. | .381 | 19 | 21 | 9 | 8 | 2 | 0 | 0 | 10 | 10 | 6 | 4 |
| Valdez, J. F. | .374 | 40 | 123 | 23 | 46 | 10 | 1 | 1 | 61 | 32 | 10 | 0 |
| Vasquez, R. | .305 | 38 | 141 | 21 | 43 | 7 | 1 | 0 | 52 | 26 | 14 | 1 |
| Troncoso, N. | .295 | 36 | 105 | 16 | 31 | 4 | 1 | 0 | 37 | 23 | 14 | 11 |
| Castillo, L. M. | .266 | 40 | 139 | 32 | 37 | 4 | 0 | 0 | 41 | 35 | 24 | 12 |
| Macu, A. | .244 | 33 | 86 | 19 | 21 | 4 | 4 | 1 | 36 | 25 | 16 | 5 |
| Nunez, N. | .227 | 29 | 75 | 26 | 17 | 2 | 0 | 0 | 19 | 16 | 11 | 3 |
| Fernandez, J. E. | .227 | 26 | 88 | 16 | 20 | 1 | 0 | 0 | 21 | 12 | 22 | 5 |
| Mondesi, R. | .222 | 36 | 117 | 21 | 26 | 10 | 1 | 2 | 44 | 23 | 36 | 4 |
| Duran, J. | .222 | 12 | 9 | 1 | 2 | 1 | 0 | 0 | 3 | 2 | 2 | 0 |
| Martinez, P. | .217 | 11 | 23 | 3 | 5 | 0 | 0 | 0 | 5 | 3 | 4 | 3 |
| Pereyra, J. | .206 | 20 | 68 | 6 | 14 | 1 | 0 | 2 | 21 | 4 | 13 | 0 |
| Tavarez, H. | .204 | 28 | 93 | 9 | 19 | 3 | 0 | 0 | 28 | 19 | 21 | 4 |
| Perez, J. | .194 | 40 | 103 | 13 | 20 | 4 | 0 | 0 | 24 | 19 | 5 | 1 |
| Bello, R. | .090 | 11 | 11 | 0 | 1 | 0 | 0 | 0 | 1 | 3 | 2 | 0 |
| Guerrero, R. | .083 | 11 | 24 | 4 | 2 | 0 | 0 | 0 | 2 | 4 | 5 | 0 |
| Fana, J. | .000 | 4 | 6 | 1 | 0 | 0 | 0 | 0 | 0 | 4 | 1 | 0 |
| Soriano, P. | .000 | 2 | 1 | 1 | 0 | 0 | 0 | 0 | 0 | 0 | 1 | 0 |

| Pitching | W-L | ERA | G | GS | CG | SV | IP | H | R | ER | BB | SO |
|---------------|-----|------|----|----|----|----|------|----|----|----|----|----|
| Cornello, L. | 0-0 | 0.00 | 3 | 0 | 0 | 0 | 4.0 | 4 | 0 | 0 | 1 | 0 |
| Duran, J. | 0-0 | 0.00 | 1 | 0 | 0 | 0 | 0.1 | 0 | 0 | 0 | 2 | 0 |
| Perez, P. | 6-1 | 1.11 | 19 | 1 | 0 | 7 | 40.2 | 33 | 10 | 5 | 20 | 16 |
| Alcala, M. | 1-0 | 1.50 | 10 | 0 | 0 | 2 | 18.0 | 21 | 6 | 3 | 4 | 8 |
| Astacio, P. | 4-2 | 2.10 | 8 | 7 | 1 | 0 | 47.2 | 43 | 21 | 11 | 18 | 20 |
| Martinez, P. | 5-1 | 3.12 | 8 | 7 | 1 | 0 | 49.1 | 45 | 25 | 17 | 16 | 28 |
| Tatis, F. | 3-1 | 3.25 | 7 | 5 | 0 | 1 | 36.0 | 34 | 17 | 13 | 15 | 37 |
| Burduan, R. | 3-2 | 3.28 | 7 | 7 | 1 | 0 | 41.1 | 30 | 17 | 15 | 28 | 33 |
| Arias, J. | 2-1 | 3.40 | 9 | 2 | 0 | 0 | 21.2 | 21 | 8 | 8 | 15 | 7 |
| Brito, R. | 0-0 | 3.52 | 4 | 2 | 0 | 0 | 10.2 | 14 | 6 | 4 | 10 | 5 |
| Rodriguez, P. | 5-2 | 4.40 | 14 | 0 | 1 | 1 | 49.1 | 46 | 29 | 24 | 25 | 28 |
| Ventura, B. | 0-1 | 6.92 | 5 | 1 | 0 | 0 | 9.1 | 12 | 12 | 7 | 4 | 8 |

SARASOTA (Dodgers)

Ownership (Rookie)
Gulf Coast League
 TBA - Field Manager
 Contact: Charlie Blaney
 Twin Lakes Park
 6700 Clark Road
 Sarasota, FL 34232
 Office/Park Phone:
 (213) 224-1431

The Sarasota Dodgers had a solid season finishing second in the Gulf Coast League Southern Division with a 43-20 record, two games behind eventual GCL Champion Yankees . . . The Dodgers featured the top team batting and the top team pitching in the GCL . . . Shortstop Dino Ebel led the offense as he finished second in the league with a .337 batting average . . . Ebel was selected to the All-Star team and voted as one of the top 10 prospects in the league by Baseball America . . . Albert Bustillos (6-3 with a 1.46 ERA) and Robin Nina (10-2 with a 1.85 ERA) were among the league's top 10 in ERA.

SARASOTA

| Batting | Avg. | G | AB | R | H | 2B | 3B | HR | RBI | BB | SO | SB |
|---------------------|------|----|-----|----|----|----|----|----|-----|----|----|----|
| Alvarez, J, 2b | .293 | 55 | 167 | 23 | 49 | 13 | 2 | 0 | 24 | 17 | 25 | 5 |
| Ashley, B, of | .154 | 9 | 26 | 3 | 4 | 0 | 0 | 0 | 0 | 1 | 9 | 1 |
| Cepero, I, 1b-of | .219 | 58 | 151 | 22 | 33 | 6 | 0 | 1 | 23 | 26 | 21 | 3 |
| Chiusano, M, c | .143 | 11 | 21 | 2 | 3 | 0 | 0 | 0 | 3 | 5 | 10 | 0 |
| Collier, A, of-dh | .273 | 50 | 161 | 28 | 44 | 9 | 0 | 2 | 20 | 15 | 28 | 1 |
| Ebel, D, ss | .337 | 63 | 208 | 42 | 70 | 8 | 1 | 4 | 36 | 29 | 21 | 6 |
| Floyd, D.J., c | .164 | 27 | 55 | 3 | 9 | 2 | 0 | 0 | 4 | 6 | 18 | 0 |
| Fujioh, Y, of | .375 | 16 | 40 | 7 | 15 | 5 | 0 | 1 | 15 | 7 | 3 | 0 |
| Ganino, E, c | .161 | 26 | 56 | 7 | 9 | 0 | 0 | 0 | 6 | 7 | 21 | 0 |
| Gonzalez, F, 1b-3b | .292 | 47 | 137 | 21 | 40 | 6 | 1 | 2 | 24 | 9 | 22 | 5 |
| Gonzalez, J, c-1b | .208 | 45 | 120 | 23 | 25 | 2 | 3 | 0 | 12 | 10 | 15 | 4 |
| Harvell, R, of-dh | .249 | 61 | 209 | 37 | 52 | 5 | 1 | 0 | 12 | 13 | 31 | 21 |
| Kohyama, K, of | .311 | 61 | 196 | 40 | 61 | 12 | 5 | 0 | 25 | 26 | 31 | 5 |
| Manfredonia, D, inf | .271 | 32 | 96 | 18 | 26 | 3 | 0 | 1 | 10 | 13 | 26 | 4 |
| Miller, B, 3b-2b | .268 | 49 | 149 | 14 | 40 | 5 | 0 | 0 | 18 | 23 | 16 | 5 |
| Rijo, R, of | .262 | 59 | 172 | 23 | 45 | 5 | 0 | 0 | 13 | 5 | 36 | 13 |
| Rios, F, dh | .000 | 1 | 2 | 0 | 0 | 0 | 0 | 0 | 0 | 0 | 0 | 0 |
| Virgo, R, of | .000 | 7 | 6 | 1 | 0 | 0 | 0 | 0 | 0 | 2 | 1 | 0 |
| Zink, W, 3b | .233 | 26 | 60 | 10 | 14 | 2 | 2 | 0 | 8 | 9 | 19 | 0 |

| Pitching | W-L | ERA | G | GS | CG | SV | IP | H | R | ER | BB | SO |
|----------------|------|------|----|----|----|----|----|----|----|----|----|----|
| Branconier, P | 6-1 | 2.70 | 10 | 10 | 2 | 0 | 47 | 36 | 20 | 14 | 15 | 21 |
| Bustillos, A | 6-3 | 1.46 | 17 | 6 | 1 | 2 | 68 | 46 | 13 | 11 | 12 | 65 |
| Calderon, E | 1-1 | 3.77 | 10 | 1 | 0 | 0 | 31 | 28 | 19 | 13 | 18 | 21 |
| Cantres, J | 4-2 | 2.70 | 12 | 7 | 0 | 1 | 40 | 30 | 16 | 12 | 22 | 30 |
| Coleman, D | 3-1 | 1.12 | 19 | 0 | 0 | 3 | 40 | 19 | 7 | 5 | 11 | 29 |
| Enno, C | 4-2 | 1.77 | 16 | 3 | 1 | 0 | 41 | 23 | 8 | 8 | 23 | 52 |
| Hershiser, G | 1-1 | 2.16 | 4 | 0 | 0 | 0 | 8 | 4 | 3 | 2 | 4 | 6 |
| Nina, R | 10-2 | 1.85 | 13 | 13 | 2 | 0 | 78 | 55 | 21 | 16 | 15 | 66 |
| Parham, B | 1-0 | 1.98 | 9 | 0 | 0 | 0 | 14 | 7 | 5 | 3 | 4 | 21 |
| Pascual, J | 1-0 | 2.35 | 9 | 2 | 0 | 1 | 23 | 23 | 9 | 6 | 11 | 24 |
| Robinson, N | 0-2 | 1.36 | 24 | 1 | 0 | 9 | 40 | 32 | 10 | 6 | 11 | 49 |
| Sampson, M | 2-2 | 3.33 | 10 | 10 | 0 | 0 | 46 | 30 | 19 | 17 | 30 | 57 |
| St. Esteban, M | 0-0 | 1.86 | 5 | 0 | 0 | 1 | 10 | 8 | 3 | 2 | 5 | 6 |
| Taveras, R | 4-3 | 2.37 | 10 | 10 | 1 | 0 | 49 | 39 | 16 | 13 | 23 | 41 |

LOS ANGELES DODGERS' 1988 FREE AGENT DRAFT

| Player | Round | Pos. | Ht. | Wt. | Born | School |
|--------------------------|-----------|--------------|-------------|------------|-----------------|---------------------------------|
| Dana Allison | 14 | RHP | 6-3 | 205 | 08/14/66 | James Madison |
| Bill Ashley | 3 | OF | 6-7 | 220 | 07/11/70 | Belleville (MI) HS |
| Gaither Bagsby | 52 | RHP | 6-4 | 200 | 11/13/69 | Dickson Co (TN) HS |
| Bryan Beals | 32 | OF | 5-8 | 165 | 10/27/65 | Chapman College |
| Garrett Beard | 47 | OF | 6-1 | 190 | 02/01/69 | Spartanburg JC |
| Bill Bene | 1 | RHP | 6-4 | 200 | 11/21/67 | Cal State Los Angeles |
| Cameron Biberdorf | 33 | RHP | 6-3 | 200 | 09/21/66 | Mayville St. |
| James Blackwell | 42 | OF | 6-1 | 180 | 12/20/68 | Spartanburg JC |
| Eric Boddie | 61 | OF | 6-3 | 210 | 08/22/67 | Creighton |
| Brad Boggetto | 37 | RHP | 6-2 | 175 | 09/03/68 | Parkland College |
| Paul Branconier | 5 | RHP | 6-2 | 175 | 05/06/69 | Covina (CA) HS |
| John Brasse | 29 | RHP | 6-2 | 185 | 10/15/66 | College of Idaho |
| Jerry Brooks | 12 | OF | 6-0 | 195 | 03/23/67 | Clemson |
| Wilfred Brown | 46 | IF | 6-1 | 175 | 08/11/68 | L.B.Wallace JC |
| Ernest Carr | 26 | 3B | 5-10 | 175 | 12/04/66 | Jacksonville U. |
| Jeff Castillo | 36 | RHP | 6-3 | 195 | 08/05/65 | Mesa College |
| Michael Chiusano | 17 | C | 6-2 | 195 | 08/12/70 | Nazareth (NY) HS |
| Brad Cohen | 45 | OF | 6-0 | 180 | 05/16/69 | Starkville Academy |
| Anthony Collier | 4 | OF | 5-11 | 180 | 11/10/70 | Muir (CA) HS |
| Mike Emmons | 53 | RHP | 6-1 | 160 | 01/15/69 | Pensacola JC |
| Clayton Enno | 31 | LHP | 6-2 | 175 | 07/18/68 | Des Moines CC |
| Scott Erwin | 8 | RHP | 6-2 | 210 | 08/21/67 | Georgia Tech |
| Jose Fernandez | 50 | OF | 5-10 | 180 | 04/24/69 | San Francisco CC |
| Steve Finkin | 21 | IF | 5-11 | 185 | 04/27/66 | Michigan |
| Daniel Frye | 56 | IF | 6-0 | 185 | 02/22/70 | Logansport (IN) HS |
| Dennis Frye | 57 | OF | 6-2 | 190 | 02/22/70 | Logansport (IN) HS |
| Eric Ganino | 28 | C | 6-0 | 185 | 03/10/70 | Fontana (CA) HS |
| Dan Hancock | 51 | 1B | 6-3 | 225 | 03/04/70 | Bremen HS |
| Chris Harding | 59 | OF | 6-1 | 170 | 04/30/69 | Louisberg JC |
| Jeff Hartsock | 7 | RHP | 6-0 | 170 | 11/19/66 | No. Carolina St. |
| Rod Harvell | 24 | OF | 6-1 | 180 | 12/24/68 | Fairfield (CT) HS |
| Robert Hoffman | 60 | C | 6-0 | 180 | 08/25/68 | Kennedy HS |
| Gary Ingram | 43 | C | 5-11 | 170 | 07/25/70 | Columbus (GA) HS |
| Eric Karros | 6 | 1B/3B | 6-4 | 205 | 11/04/67 | UCLA |
| Sean McKamie | 20 | IF | 6-2 | 160 | 09/27/69 | St. Paul Central (MN) HS |
| Robert McMurray | 11 | OF | 6-2 | 195 | 08/30/67 | SE Louisiana St. |
| Brent Miller | 44 | 3B | 6-1 | 190 | 11/12/70 | Jordan (GA) HS |
| Terry Miller | 48 | OF | 6-0 | 160 | 06/25/68 | Compton JC |
| Deon Montgomery | 49 | SS | 6-0 | 175 | 08/30/68 | Compton JC |
| Christian Morrow | 13 | OF | 6-1 | 195 | 11/08/69 | Skyline JC |
| Mike Munson | 27 | RHP | 6-2 | 185 | 01/04/66 | Illinois |
| Hector Ortiz | 35 | C | 6-0 | 175 | 10/14/69 | Rangers JC |
| Mike Piazza | 62 | 1B | 6-3 | 200 | 01/04/68 | Miami Dade No. JC |
| Jim Poole | 9 | LHP | 6-2 | 190 | 04/28/66 | Georgia Tech |
| Eddie Pye | 10 | SS | 5-9 | 170 | 02/13/67 | Middle Tennessee St. |
| Todd Reische | 41 | C | 6-0 | 185 | 10/22/69 | Minooka HS |
| Lance Rice | 15 | C | 6-0 | 190 | 10/19/66 | Oregon St. |
| Felix Rios | 40 | 3B | 6-1 | 185 | 11/15/68 | Fox College |
| Napoleon Robinson | 34 | RHP | 6-4 | 175 | 01/26/66 | Columbus College |
| Mike St. Esteben | 22 | LHP | 5-10 | 180 | 08/13/70 | Chino (CA) HS |
| Mike Sampson | 25 | RHP | 6-5 | 210 | 10/19/68 | Holyoke CC |
| Russell Smith | 18 | OF | 5-11 | 175 | 07/07/69 | Conestoga Valley HS |
| Sean Snedeker | 30 | RHP | 6-2 | 180 | 06/18/65 | Texas A&M |
| Craig Thomas | 55 | OF | 5-10 | 170 | 04/25/70 | Northside (GA) HS |
| Brian Traxler | 16 | 1B | 5-10 | 200 | 09/26/67 | U. of New Orleans |
| Mike Vdovkin | 58 | RHP | 6-6 | 210 | 01/09/70 | Merced (CA) HS |
| William Wengert | 23 | RHP | 6-5 | 200 | 01/04/67 | Iowa St. |
| Derrick White | 39 | OF | 5-10 | 180 | 01/15/66 | Georgia Tech |
| James Wray | 19 | LHP | 6-0 | 180 | 11/26/66 | Troy St. |
| Shannon Zerlang | 54 | OF | 6-4 | 185 | 08/16/68 | Redwoods JC |
| Wendall Zink | 38 | IF | 6-1 | 175 | 09/16/68 | Dixie JC |

Bold indicates signed player.

1989 MINOR LEAGUE PLAYERS

Alcala (Brito), Marino**RHP**

Height: 6-3 **Bats:** R **Born:** 2/16/69 at San Pedro de Macoris, DR
Weight: 150 **Throws:** R **Residence:** San Pedro de Macoris, DR
School: Escuela Del Jaguar, DR
How obtained: Signed as a free agent, July 30, 1987
Recommended / Signed by: Ralph Avila

| Year | Club | W-L | ERA | G | GS | CG | SHO | SV | IP | H | R | ER | BB | SO |
|------|---------------|-----|------|----|----|----|-----|----|------|----|---|----|----|----|
| 1988 | Santo Domingo | 1-0 | 1.50 | 10 | 0 | 0 | - | 2 | 18.0 | 21 | 6 | 3 | 4 | 8 |

Alvarez (Martinez), Jorge**INF**

Height: 5-10 **Bats:** R **Born:** 10/30/68 at Sanchez, DR
Weight: 155 **Throws:** R **Residence:** Sanchez, DR
School: Liceo Secundario Las Terranas, DR
How obtained: Signed as a free agent, June 27, 1987
Recommended / Signed by: Ralph Avila

| Year | Club | Avg. | G | AB | R | H | 2B | 3B | HR | RBI | BB | SO | SB |
|------|----------|------|----|-----|----|----|----|----|----|-----|----|----|----|
| 1988 | Sarasota | .293 | 55 | 167 | 23 | 49 | 13 | 2 | 0 | 24 | 17 | 25 | 5 |

Argo, William (Billy), Bob**OF**

Height: 5-11 **Bats:** S **Born:** 12/10/64 at Davenport, IA
Weight: 185 **Throws:** R **Residence:** Davenport, IA
School: Iowa State University
How obtained: Dodgers' #32 selection in the June, 1987 Free Agent Draft
Recommended / Signed by: Glen Van Proyen

| Year | Club | Avg. | G | AB | R | H | 2B | 3B | HR | RBI | BB | SO | SB |
|------|-------------|------|-----|-----|----|----|----|----|----|-----|----|----|----|
| 1987 | Great Falls | .341 | 52 | 167 | 39 | 57 | 11 | 3 | 0 | 21 | 22 | 18 | 4 |
| 1988 | Bakersfield | .229 | 108 | 328 | 48 | 75 | 6 | 0 | 0 | 25 | 42 | 55 | 13 |

Armstrong, Kevin**RHP**

Height: 6-0 **Bats:** R **Born:** 3/29/64 at San Antonio, TX
Weight: 175 **Throws:** R **Residence:** San Antonio, TX
School: Sam Houston State University
How obtained: Obtained from San Diego in the Winter Draft, December 6, 1988
Recommended / Signed by: Charlie Blaney

| Year | Club | W-L | ERA | G | GS | CG | SHO | SV | IP | H | R | ER | BB | SO |
|------|--------------|------|------|----|----|----|-----|----|-------|-----|----|----|----|-----|
| 1985 | Little Falls | 5-5 | 2.63 | 15 | 13 | 2 | 1 | 0 | 92.0 | 77 | 34 | 27 | 32 | 69 |
| 1986 | Columbia | 17-5 | 2.72 | 26 | 26 | 6 | 3 | 0 | 189.0 | 161 | 88 | 57 | 65 | 150 |
| 1987 | Wichita | 2-5 | 6.78 | 15 | 15 | 0 | 0 | 0 | 73.0 | 103 | 63 | 55 | 42 | 36 |
| 1988 | Riverside | 8-3 | 3.84 | 18 | 10 | 0 | 0 | 1 | 84.1 | 81 | 45 | 36 | 31 | 74 |

Arnold, Tony Dale**RHP**

Height: 6-0 **Bats:** R **Born:** 5/3/59 at El Paso, TX
Weight: 175 **Throws:** R **Residence:** Dallas, TX
School: UT Austin
How obtained: Signed as a free agent, November 12, 1987
Recommended / Signed by: Charlie Blaney

| Year | Club | W-L | ERA | G | GS | CG | SHO | SV | IP | H | R | ER | BB | SO |
|------|------------|-----|------|----|----|----|-----|----|-------|-----|----|----|----|----|
| 1981 | Bluefield | 2-1 | 8.22 | 5 | 3 | 1 | 0 | 0 | 23.0 | 32 | 22 | 21 | 11 | 15 |
| | Miami | 2-1 | 1.23 | 6 | 3 | 0 | 0 | 0 | 22.0 | 21 | 4 | 3 | 3 | 8 |
| 1982 | Hagerstown | 8-2 | 3.81 | 12 | 12 | 3 | 0 | 0 | 80.0 | 78 | 38 | 34 | 16 | 48 |
| | Charlotte | 5-6 | 5.22 | 15 | 15 | 5 | 1 | 0 | 88.0 | 103 | 55 | 51 | 29 | 49 |
| 1983 | Charlotte | 7-5 | 3.29 | 44 | 2 | 0 | 0 | 12 | 107.0 | 122 | 47 | 39 | 36 | 48 |
| | Rochester | 0-1 | 3.52 | 3 | 1 | 0 | 0 | 0 | 8.0 | 10 | 5 | 3 | 3 | 5 |

| Year | Club | W-L | ERA | G | GS | CG | SHO | SV | IP | H | R | ER | BB | SO |
|------|-------------|------|------|----|----|----|-----|----|-------|-----|----|----|----|----|
| 1984 | Charlotte | 7-5 | 3.14 | 16 | 12 | 4 | 0 | 0 | 83.0 | 93 | 35 | 29 | 25 | 35 |
| | Rochester | 5-6 | 4.53 | 14 | 14 | 4 | 2 | 0 | 91.0 | 92 | 50 | 46 | 24 | 55 |
| 1985 | Charlotte | 11-7 | 3.87 | 31 | 18 | 6 | 0 | 1 | 161.0 | 163 | 74 | 69 | 21 | 85 |
| 1986 | Charlotte | 4-3 | 1.95 | 38 | 1 | 0 | 0 | 8 | 87.2 | 92 | 25 | 19 | 14 | 49 |
| | Baltimore | 0-2 | 3.55 | 11 | 0 | 0 | 0 | 0 | 25.1 | 25 | 15 | 10 | 11 | 7 |
| 1987 | Rochester | 2-1 | 3.03 | 6 | 2 | 0 | 0 | 2 | 29.2 | 32 | 11 | 10 | 5 | 16 |
| | Baltimore | 0-0 | 5.77 | 27 | 0 | 0 | 0 | 0 | 53.0 | 71 | 35 | 34 | 17 | 18 |
| 1988 | Bakersfield | 4-3 | 4.91 | 12 | 7 | 1 | 1 | 0 | 47.2 | 41 | 31 | 26 | 21 | 23 |
| | Albuquerque | 1-4 | 6.06 | 12 | 7 | 1 | 0 | 0 | 49.0 | 54 | 34 | 33 | 11 | 16 |

Asadoor, Randall Carl**INF****Height:** 6-1 **Bats:** R **Born:** 10/20/62 at Fresno, CA**Weight:** 190 **Throws:** R **Residence:** Fresno, CA**School:** Fresno State**How obtained:** Signed as a free agent, June 2, 1988**Recommended / Signed by:** Steve Boros

| Year | Club | Avg. | G | AB | R | H | 2B | 3B | HR | RBI | BB | SO | SB |
|------|----------------|------|-----|-----|----|-----|----|----|----|-----|----|-----|----|
| 1983 | Tulsa | .274 | 106 | 298 | 42 | 75 | 11 | 4 | 0 | 33 | 36 | 54 | 11 |
| 1984 | Tulsa | .249 | 124 | 425 | 65 | 106 | 22 | 3 | 16 | 53 | 74 | 119 | 17 |
| 1985 | Las Vegas | .254 | 126 | 413 | 57 | 105 | 27 | 0 | 17 | 58 | 50 | 110 | 8 |
| 1986 | Las Vegas | .281 | 125 | 395 | 69 | 111 | 16 | 10 | 13 | 52 | 66 | 89 | 6 |
| | San Diego | .364 | 15 | 55 | 9 | 20 | 5 | 0 | 0 | 7 | 3 | 13 | 1 |
| 1987 | Las Vegas | .248 | 96 | 270 | 39 | 67 | 13 | 4 | 3 | 28 | 47 | 58 | 1 |
| | Port Charlotte | .215 | 19 | 65 | 12 | 14 | 2 | 0 | 4 | 11 | 10 | 15 | 0 |
| 1988 | Albuquerque | .214 | 75 | 196 | 22 | 42 | 7 | 2 | 1 | 18 | 19 | 56 | 1 |

Ashley, Billy**OF****Height:** 6-7 **Bats:** R **Born:** 7/11/70 at Taylor, MI**Weight:** 220 **Throws:** R **Residence:** Belleville, MI**School:** Belleville HS, MI**How obtained:** Dodgers' 3rd round (#2 overall) selection in June 1988

Free Agent Draft

Recommended / Signed by: Dale Reynolds and Phil Sahara

| Year | Club | Avg. | G | AB | R | H | 2B | 3B | HR | RBI | BB | SO | SB |
|------|----------|------|---|----|---|---|----|----|----|-----|----|----|----|
| 1988 | Sarasota | .154 | 9 | 26 | 3 | 4 | 0 | 0 | 0 | 0 | 1 | 9 | 1 |

Astacio, Pedro Julio**RHP****Height:** 6-2 **Bats:** R **Born:** 11/28/69 at Hato Mayor, DR**Weight:** 174 **Throws:** R **Residence:** Hato Mayor, DR**School:** Pilar Ron Don HS, DR**How obtained:** Signed as a free agent, November 21, 1987**Recommended / Signed by:** Ralph Avila and Elvio Jimenez

| Year | Club | W-L | ERA | G | GS | CG | SHO | SV | IP | H | R | ER | BB | SO |
|------|---------------|-----|------|---|----|----|-----|----|------|----|----|----|----|----|
| 1988 | Santo Domingo | 4-2 | 2.10 | 8 | 7 | 1 | - | 0 | 47.2 | 43 | 21 | 11 | 18 | 20 |

Beals, Bryan John**INF-OF****Height:** 5-8 **Bats:** S **Born:** 10/27/65 at Anaheim, CA**Weight:** 160 **Throws:** R **Residence:** La Habra, CA**School:** Chapman College, CA**How obtained:** Dodgers' 32nd round (#31 overall) selection in the June 1988

Free Agent Draft

Recommended / Signed by: Dennis Haren

| Year | Club | Avg. | G | AB | R | H | 2B | 3B | HR | RBI | BB | SO | SB |
|------|-------------|------|----|----|----|----|----|----|----|-----|----|----|----|
| 1988 | Great Falls | .256 | 31 | 90 | 17 | 23 | 1 | 1 | 0 | 9 | 11 | 25 | 8 |

Benitez (Jimenez), Manuel Merilio**OF**

Height: 5-11 **Bats:** R **Born:** 6/12/65 at San Pedro de Macoris, DR
Weight: 185 **Throws:** R **Residence:** San Pedro de Macoris, DR
School: Liceo Secundario Jose Juaquin Perez HS, DR
How obtained: Signed as a free agent, July 30, 1983
Recommended / Signed by: Ralph Avila and Elvio Jimenez

| Year | Club | Avg. | G | AB | R | H | 2B | 3B | HR | RBI | BB | SO | SB |
|------|-------------|------|-----|-----|----|-----|----|----|----|-----|----|----|----|
| 1984 | Bradenton | .333 | 22 | 72 | 11 | 24 | 4 | 1 | 1 | 9 | 4 | 9 | 0 |
| 1985 | Bradenton | .257 | 52 | 175 | 30 | 45 | 13 | 1 | 3 | 28 | 15 | 26 | 2 |
| | Bakersfield | .100 | 10 | 30 | 1 | 3 | 1 | 0 | 0 | 1 | 0 | 8 | 1 |
| 1986 | Bakersfield | .267 | 117 | 420 | 42 | 112 | 25 | 0 | 11 | 57 | 26 | 99 | 2 |
| 1987 | Vero Beach | .285 | 123 | 431 | 51 | 123 | 24 | 3 | 10 | 71 | 35 | 64 | 1 |
| 1988 | Vero Beach | .242 | 37 | 128 | 13 | 31 | 3 | 0 | 5 | 23 | 15 | 23 | 0 |
| | San Antonio | .235 | 52 | 119 | 8 | 28 | 9 | 0 | 0 | 4 | 14 | 21 | 0 |

Biberdorf, Cameron Edwin**RHP**

Height: 6-3 **Bats:** R **Born:** 9/21/66 at Portage La Prairie, Canada
Weight: 200 **Throws:** R **Residence:** Manitoba, Canada
School: Mayville State College, Canada
How obtained: Dodgers' 33rd round (#32 overall) selection in June 1988
Free Agent Draft
Recommended / Signed by: Dale McReynolds

| Year | Club | W-L | ERA | G | GS | CG | SHO | SV | IP | H | R | ER | BB | SO |
|------|-------------|-----|------|----|----|----|-----|----|------|----|----|----|----|----|
| 1988 | Great Falls | 2-2 | 2.59 | 27 | 0 | 0 | 0 | 8 | 31.1 | 25 | 12 | 9 | 11 | 36 |

Boggetto, Bradley Alan**RHP**

Height: 6-2 **Bats:** L **Born:** 9/3/68 at Joliet, IL
Weight: 185 **Throws:** R **Residence:** Shorewood, IL
School: Parkland College, IL
How obtained: Dodgers' 37th round (#36 overall) selection in June 1988
Free Agent Draft
Recommended / Signed by: Glen Van Proyen and Bob Hale

| Year | Club | W-L | ERA | G | GS | CG | SHO | SV | IP | H | R | ER | BB | SO |
|----------------------------------------------|------|-----|-----|---|----|----|-----|----|----|---|---|----|----|----|
| (1989 will be his first professional season) | | | | | | | | | | | | | | |

Bournigal, Rafael Antonio**INF**

Height: 5-11 **Bats:** R **Born:** 5/12/66 at Acua, DR
Weight: 160 **Throws:** R **Residence:** Santo Domingo, DR
School: Florida State University
How obtained: Dodgers' #19 selection in June 1987 Free Agent Draft
Recommended / Signed by: Tommy Mixon

| Year | Club | Avg. | G | AB | R | H | 2B | 3B | HR | RBI | BB | SO | SB |
|------|-------------|------|----|-----|----|----|----|----|----|-----|----|----|----|
| 1987 | Great Falls | .146 | 30 | 82 | 5 | 12 | 4 | 0 | 0 | 4 | 3 | 7 | 0 |
| 1988 | Salem | .313 | 70 | 275 | 54 | 86 | 10 | 1 | 0 | 25 | 38 | 32 | 11 |

Braase, John Andrew**RHP**

Height: 6-2 **Bats:** R **Born:** 10/15/66 at Idaho Falls, ID
Weight: 190 **Throws:** R **Residence:** Idaho Falls, ID
School: College of Idaho
How obtained: Dodgers' 29th round (#28 overall) selection in June 1988
Free Agent Draft
Recommended / Signed by: Hank Jones

| Year | Club | W-L | ERA | G | GS | CG | SHO | SV | IP | H | R | ER | BB | SO |
|------|-------------|-----|------|----|----|----|-----|----|------|----|----|----|----|----|
| 1988 | Great Falls | 4-0 | 3.09 | 17 | 7 | 0 | 0 | 0 | 55.1 | 59 | 22 | 19 | 12 | 44 |

Branconier, Paul Edward**RHP**

Height: 6-2 **Bats:** R **Born:** 5/6/69 at West Covina, CA
Weight: 175 **Throws:** R **Residence:** West Covina, CA
School: Covina HS, CA
How obtained: Dodgers' 5th round (#4 overall) selection in June 1988
 Free Agent Draft
Recommended / Signed by: Bob Bishop

| Year | Club | W-L | ERA | G | GS | CG | SHO | SV | IP | H | R | ER | BB | SO |
|------|----------|-----|------|----|----|----|-----|----|------|----|----|----|----|----|
| 1988 | Sarasoto | 6-1 | 2.70 | 10 | 10 | 2 | 2 | 0 | 46.2 | 36 | 20 | 14 | 15 | 21 |

Brito, Reynolds Andres**RHP**

Height: 6-2 **Bats:** R **Born:** 11/29/71 at San Cristoba, DR
Weight: 157 **Throws:** R **Residence:** San Cristoba, DR
School: Liceo Sainagua HS, DR
How obtained: Signed as a free agent, March 31, 1988
Recommended / Signed by: Ralph Avila

| Year | Club | W-L | ERA | G | GS | CG | SHO | SV | IP | H | R | ER | BB | SO |
|------|---------------|-----|------|---|----|----|-----|----|------|----|---|----|----|----|
| 1988 | Santo Domingo | 0-0 | 3.52 | 4 | 2 | 0 | - | 0 | 10.2 | 14 | 6 | 4 | 10 | 5 |

Brooks, Billy Todd**RHP**

Height: 6-3 **Bats:** R **Born:** 12/2/63 at Macon, GA
Weight: 180 **Throws:** R **Residence:** Macon, GA
School: Georgia Southern University
How obtained: Dodgers' #19 selection in the June 1986 Free Agent Draft
Recommended / Signed by: Tommy Mixon

| Year | Club | W-L | ERA | G | GS | CG | SHO | SV | IP | H | R | ER | BB | SO |
|------|-------------|-----|------|----|----|----|-----|----|-------|----|----|----|----|----|
| 1986 | Great Falls | 5-0 | 2.27 | 26 | 0 | 0 | 0 | 6 | 35.2 | 20 | 12 | 9 | 11 | 34 |
| 1987 | Bakersfield | 7-8 | 4.16 | 47 | 6 | 0 | 0 | 4 | 97.1 | 99 | 55 | 45 | 47 | 67 |
| 1988 | Bakersfield | 7-9 | 2.81 | 48 | 9 | 0 | 0 | 12 | 121.2 | 91 | 49 | 38 | 56 | 74 |

Brown, Jeffrey Dale**1B**

Height: 6-4 **Bats:** L **Born:** 2/16/63 at San Bernardino, CA
Weight: 195 **Throws:** R **Residence:** Yucaipa, CA
School: Brigham Young University
How obtained: Dodgers' #21 selection in the June 1986 Free Agent Draft
Recommended / Signed by: Tim Johnson

| Year | Club | Avg. | G | AB | R | H | 2B | 3B | HR | RBI | BB | SO | SB |
|------|-------------|-------|-----|-----|----|-----|----|----|----|-----|----|----|----|
| 1986 | Great Falls | .282 | 63 | 202 | 46 | 57 | 16 | 4 | 8 | 57 | 33 | 20 | 5 |
| 1987 | San Antonio | .236 | 92 | 322 | 40 | 76 | 14 | 4 | 10 | 50 | 41 | 65 | 1 |
| | Bakersfield | .154 | 29 | 91 | 8 | 14 | 3 | 1 | 3 | 14 | 18 | 20 | 2 |
| 1988 | Bakersfield | .282 | 133 | 447 | 63 | 126 | 31 | 4 | 8 | 71 | 70 | 80 | 4 |
| | Albuquerque | 1.000 | 1 | 4 | 0 | 4 | 2 | 0 | 0 | 1 | 0 | 0 | 0 |

Brummer, Jeffrey Thomas**OF**

Height: 6-0 **Bats:** L **Born:** 4/20/67 at Syracuse, NY
Weight: 175 **Throws:** L **Residence:** Tonawanda, NY
School: Canisius College, NY
How obtained: Signed as a free agent, August 16, 1988
Recommended / Signed by: Bob Miske

| Year | Club | Avg. | G | AB | R | H | 2B | 3B | HR | RBI | BB | SO | SB |
|------|------|------|---|----|---|---|----|----|----|-----|----|----|----|
|------|------|------|---|----|---|---|----|----|----|-----|----|----|----|

(1989 will be his first professional season)

Bustillos, Albert**RHP****Height:** 6-2 **Bats:** R **Born:** 4/8/68 at San Jose, CA**Weight:** 225 **Throws:** R **Residence:** Gilroy, CA**School:** Gavilan JC, CA**How obtained:** Dodgers' #47 selection in June 1987 Free Agent Draft**Recommended / Signed by:** Dick Hanlon

| Year | Club | W-L | ERA | G | GS | CG | SHO | SV | IP | H | R | ER | BB | SO |
|------|----------|-----|------|----|----|----|-----|----|----|----|----|----|----|----|
| 1988 | Sarasota | 6-3 | 1.46 | 17 | 6 | 1 | 0 | 2 | 68 | 46 | 13 | 11 | 12 | 65 |

Calderon, Jr., Edmond Vincent**RHP****Height:** 6-2 **Bats:** R **Born:** 11/22/66 at Glendale, CA**Weight:** 204 **Throws:** R **Residence:** Garden Grove, CA**School:** Rancho Santiago JC, CA**How obtained:** Signed as a free agent, January 27, 1988**Recommended / Signed by:** Bob Darwin

| Year | Club | W-L | ERA | G | GS | CG | SHO | SV | IP | H | R | ER | BB | SO |
|------|----------|-----|------|----|----|----|-----|----|------|----|----|----|----|----|
| 1988 | Salem | 0-2 | 2.76 | 11 | 0 | 0 | 0 | 0 | 16.2 | 14 | 7 | 5 | 13 | 13 |
| | Sarasota | 1-1 | 3.77 | 10 | 1 | 0 | 0 | 0 | 31.0 | 28 | 19 | 13 | 18 | 21 |

Campbell, Kevin Wade**RHP****Height:** 6-4 **Bats:** R **Born:** 12/6/64 at Marianna, AR**Weight:** 200 **Throws:** R **Residence:** DesArc, AR**School:** University of Arkansas, AR**How obtained:** Dodgers' #5 selection in the June 1986 Free Agent Draft**Recommended / Signed by:** Bill Pleis

| Year | Club | W-L | ERA | G | GS | CG | SHO | SV | IP | H | R | ER | BB | SO |
|------|-------------|------|------|----|----|----|-----|----|-------|-----|-----|----|----|-----|
| 1986 | Great Falls | 5-6 | 4.66 | 15 | 15 | 3 | 0 | 0 | 85.0 | 99 | 62 | 44 | 32 | 66 |
| 1987 | Vero Beach | 7-14 | 3.91 | 28 | 28 | 5 | 1 | 0 | 184.0 | 200 | 100 | 80 | 64 | 112 |
| 1988 | Vero Beach | 8-12 | 2.75 | 26 | 26 | 5 | 1 | 0 | 163.2 | 166 | 67 | 50 | 49 | 115 |

Cantres, Jorge Luis**RHP****Height:** 6-4 **Bats:** R **Born:** 2/14/69 at Arecibo, PR**Weight:** 200 **Throws:** R **Residence:** Arecibo, PR**School:** I.C.P.R. JC, PR**How obtained:** Signed as a free agent, November 15, 1987**Recommended / Signed by:** Ralph Avila and Ed Fajardo

| Year | Club | W-L | ERA | G | GS | CG | SHO | SV | IP | H | R | ER | BB | SO |
|------|----------|-----|------|----|----|----|-----|----|------|----|----|----|----|----|
| 1988 | Sarasota | 4-2 | 2.70 | 12 | 7 | 0 | 0 | 1 | 40.0 | 30 | 16 | 12 | 22 | 30 |

Cardenas (Pacheco), Daniel Fermin**OF****Height:** 6-2 **Bats:** R **Born:** 10/2/68 at Santo Domingo, DR**Weight:** 160 **Throws:** R **Residence:** Santo Domingo, DR**School:** Francisco University Dominguez, DR**How obtained:** Signed as a free agent, August 26, 1986**Recommended / Signed by:** Ralph Avila and Elvio Jimenez

| Year | Club | Avg. | G | AB | R | H | 2B | 3B | HR | RBI | BB | SO | SB |
|------|-------|------|----|-----|----|----|----|----|----|-----|----|----|----|
| 1988 | Salem | .222 | 41 | 135 | 15 | 30 | 5 | 0 | 3 | 17 | 9 | 53 | 7 |

Carr Jr., Ernest Russell

INF

Height: 5-10 Bats: L Born: 12/4/66 at Meridan, CT

Weight: 175 Throws: R Residence: Meridan, CT

School: Jacksonville University, FL

How obtained: Dodgers' 26th round (#25 overall) selection in June 1988

Free Agent Draft

Recommended / Signed by: Tommy Mixon

| Year | Club | Avg. | G | AB | R | H | 2B | 3B | HR | RBI | BB | SO | SB |
|------|-------------|------|----|-----|----|----|----|----|----|-----|----|----|----|
| 1988 | Great Falls | .333 | 64 | 255 | 49 | 85 | 20 | 3 | 4 | 62 | 29 | 35 | 11 |

Carrasco, Carlos

RHP

Height: 6-2 Bats: R Born: 10/17/66 at San Jose, CA

Weight: 190 Throws: R Residence: Gilroy, CA

School: Gavilan JC, CA

How obtained: Dodgers' #1 selection, 2nd Phase, June 1986 Free Agent Draft

Recommended / Signed by: Dick Hanlon

| Year | Club | W-L | ERA | G | GS | CG | SHO | SV | IP | H | R | ER | BB | SO |
|------|-------------|-----|------|----|----|----|-----|----|------|----|----|----|----|----|
| 1987 | Great Falls | 4-4 | 3.36 | 13 | 12 | 1 | 0 | 0 | 69.2 | 69 | 38 | 26 | 34 | 63 |
| 1988 | Bakersfield | 0-4 | 4.65 | 17 | 7 | 0 | 0 | 0 | 60.0 | 62 | 35 | 31 | 34 | 31 |

Carroll, Donald Alton

OF

Height: 6-0 Bats: L Born: 11/11/68 at San Diego, CA

Weight: 175 Throws: L Residence: El Cajon, CA

School: Granite Hills HS, CA

How obtained: Dodgers' #2 selection in the June 1987 Free Agent Draft

Recommended / Signed by: Dennis Haren

| Year | Club | Avg. | G | AB | R | H | 2B | 3B | HR | RBI | BB | SO | SB |
|------|-------------|------|----|-----|----|----|----|----|----|-----|----|----|----|
| 1988 | Great Falls | .280 | 48 | 164 | 29 | 46 | 3 | 0 | 1 | 25 | 25 | 33 | 20 |

Castillo, Luis Manuel

INF

Height: 6-1 Bats: S Born: 12/16/68 at San Francisco de Macoris, DR

Weight: 154 Throws: R Residence: San Francisco de Macoris, DR

School: Universidad Nordestana, DR

How obtained: Signed as a free agent, March 28, 1987

Recommended / Signed by: Pablo Pegvero and Ralph Avila

| Year | Club | Avg. | G | AB | R | H | 2B | 3B | HR | RBI | BB | SO | SB |
|------|---------------|------|----|-----|----|----|----|----|----|-----|----|----|----|
| 1988 | Santo Domingo | .266 | 40 | 139 | 32 | 37 | 4 | 0 | 0 | 41 | 35 | 24 | 12 |

Chiusano, Michael Carmine

C

Height: 6-2 Bats: R Born: 8/12/70 at Brooklyn, NY

Weight: 195 Throws: R Residence: Brooklyn, NY

School: Nazareth Regional HS, NY

How obtained: Dodgers' 17th round (#16 overall) selection in June 1988

Free Agent Draft

Recommended / Signed by: Steve Lembo

| Year | Club | Avg. | G | AB | R | H | 2B | 3B | HR | RBI | BB | SO | SB |
|------|----------|------|----|----|---|---|----|----|----|-----|----|----|----|
| 1988 | Sarasota | .143 | 11 | 21 | 2 | 3 | 0 | 0 | 0 | 3 | 5 | 10 | 0 |

Coleman, Jimmy Dale**RHP****Height:** 6-3 **Bats:** R **Born:** 9/5/65 at Meadville, MS**Weight:** 180 **Throws:** R **Residence:** Liberty, MS**School:** Nicholls University, MA**How obtained:** Signed as a free agent, June 16, 1988**Recommended / Signed by:** Tony John and Joe Campbell

| Year | Club | W-L | ERA | G | GS | CG | SHO | SV | IP | H | R | ER | BB | SO |
|------|----------|-----|------|----|----|----|-----|----|------|----|---|----|----|----|
| 1988 | Sarasota | 3-1 | 1.12 | 19 | 0 | 0 | 0 | 3 | 40.1 | 19 | 7 | 5 | 11 | 29 |

Collier, Anthony Joseph**OF****Height:** 5-11 **Bats:** L **Born:** 11/10/70 at Los Angeles, CA**Weight:** 180 **Throws:** L **Residence:** Pasadena, CA**School:** Muir HS, CA**How obtained:** Dodgers' 4th round (#3 overall) selection in June 1988

Free Agent Draft

Recommended / Signed by: Bob Bishop

| Year | Club | Avg. | G | AB | R | H | 2B | 3B | HR | RBI | BB | SO | SB |
|------|----------|------|----|-----|----|----|----|----|----|-----|----|----|----|
| 1988 | Sarasota | .273 | 50 | 161 | 28 | 44 | 9 | 0 | 2 | 20 | 15 | 28 | 1 |

Collins, Sherman Edgar**RHP****Height:** 6-3 **Bats:** R **Born:** 4/15/65 at Prague, OK**Weight:** 190 **Throws:** R **Residence:** Paden, OK**School:** Oklahoma University**How obtained:** Dodgers' #13 selection in the June 1987 Free Agent Draft**Recommended / Signed by:** Bill Pleis

| Year | Club | W-L | ERA | G | GS | CG | SHO | SV | IP | H | R | ER | BB | SO |
|------|-------------|-----|------|----|----|----|-----|----|--------------------------|----|----|----|----|----|
| 1987 | Great Falls | 6-2 | 1.99 | 11 | 10 | 3 | 0 | 0 | 63.1 | 39 | 27 | 14 | 31 | 77 |
| | Bakersfield | 2-1 | 3.06 | 3 | 3 | 0 | 0 | 0 | 17.2 | 9 | 7 | 6 | 8 | 19 |
| 1988 | Bakersfield | | | | | | | | (injured - did not play) | | | | | |

Cornelio (Javier), Leonardo Salvador**RHP****Height:** 6-1 **Bats:** R **Born:** 7/17/70 at Hato Mayor, DR**Weight:** 168 **Throws:** R **Residence:** Hato Mayor, DR**School:** Liceo El Valee HS, DR**How obtained:** Signed as a free agent, July 18, 1987**Recommended / Signed by:** Ralph Avila

| Year | Club | W-L | ERA | G | GS | CG | SHO | SV | IP | H | R | ER | BB | SO |
|------|---------------|-----|------|---|----|----|-----|----|-----|---|---|----|----|----|
| 1988 | Santo Domingo | 0-0 | 0.00 | 3 | 0 | 0 | - | 0 | 4.0 | 4 | 0 | 0 | 1 | 0 |

Cox, Jr., Carl Douglas**LHP****Height:** 6-2 **Bats:** L **Born:** 12/11/65 at Marietta, GA**Weight:** 175 **Throws:** L **Residence:** Austell, GA**School:** South Cobb HS, GA**How obtained:** Dodgers' #1 selection, 2nd Phase, June 1985 Free Agent Draft**Recommended / Signed by:** Tommy Mixon

| Year | Club | W-L | ERA | G | GS | CG | SHO | SV | IP | H | R | ER | BB | SO |
|------|-------------|------|------|----|----|----|-----|----|-------|-----|----|----|----|-----|
| 1985 | Bradenton | 2-0 | 0.73 | 5 | 2 | 0 | 0 | 0 | 12.1 | 11 | 1 | 1 | 5 | 16 |
| 1986 | Vero Beach | 9-11 | 4.42 | 26 | 25 | 5 | 0 | 0 | 152.2 | 164 | 86 | 75 | 79 | 80 |
| 1987 | Bakersfield | 10-8 | 4.53 | 25 | 2 | 3 | 0 | 0 | 137.0 | 145 | 83 | 69 | 56 | 102 |
| 1988 | Vero Beach | 9-7 | 2.99 | 26 | 26 | 4 | 3 | 0 | 159.1 | 161 | 65 | 53 | 48 | 80 |

Currie, Brian Kevin**LHP****Height:** 6-4 **Bats:** L **Born:** 8/26/66 at Columbia, SC**Weight:** 185 **Throws:** L **Residence:** Lexington, SC**School:** University of South Carolina**How obtained:** Dodgers' #35 selection in the June 1987 Free Agent Draft**Recommended / Signed by:** Tommy Mixon

| Year | Club | W-L | ERA | G | GS | CG | SHO | SV | IP | H | R | ER | BB | SO |
|------|-------------|-----|------|----|----|----|-----|----|------|----|----|----|----|----|
| 1987 | Great Falls | 1-3 | 4.91 | 17 | 1 | 0 | 0 | 0 | 22.0 | 26 | 16 | 12 | 8 | 19 |
| 1988 | Salem | 1-4 | 2.47 | 29 | 1 | 0 | 0 | 12 | 47.1 | 44 | 19 | 13 | 21 | 53 |

Dawson, David C.**RHP****Height:** 6-0 **Bats:** R **Born:** 8/10/67 at Petaluma, CA**Weight:** 180 **Throws:** R **Residence:** Culver City, CA**School:** Culver City HS, CA**How obtained:** Signed as a free agent, June 23, 1988**Recommended / Signed by:** Charlie Blaney

| Year | Club | W-L | ERA | G | GS | CG | SHO | SV | IP | H | R | ER | BB | SO |
|------|-------------|-----|------|----|----|----|-----|----|------|----|----|----|----|----|
| 1987 | Bristol | 0-1 | 6.61 | 5 | 3 | 0 | 0 | 0 | 16.1 | 25 | 13 | 12 | 4 | 13 |
| 1988 | Great Falls | 5-2 | 2.06 | 25 | 1 | 0 | 0 | 0 | 48.0 | 29 | 16 | 11 | 25 | 52 |

Debus, Jon Eric**C****Height:** 6-3 **Bats:** R **Born:** 8/31/58 at Chicago, IL**Weight:** 215 **Throws:** R **Residence:** Chicago Heights, IL**School:** College of St. Francis, IL**How obtained:** Dodgers' #18 selection, 21st round, June 1980 Free Agent Draft**Recommended / Signed by:** Glen Van Proyen

| Year | Club | Avg. | G | AB | R | H | 2B | 3B | HR | RBI | BB | SO | SB |
|------|-------------|------|-----|-----|----|-----|----|----|----|-----|----|----|----|
| 1980 | Lethbridge | .333 | 62 | 246 | 49 | 82 | 16 | 3 | 8 | 58 | 31 | 59 | 3 |
| 1981 | Vero Beach | .242 | 121 | 425 | 50 | 103 | 19 | 5 | 3 | 54 | 47 | 86 | 5 |
| 1982 | Lodi | .325 | 138 | 498 | 73 | 162 | 23 | 3 | 16 | 94 | 69 | 84 | 10 |
| 1983 | Lodi | .274 | 104 | 354 | 64 | 97 | 22 | 2 | 7 | 56 | 69 | 73 | 3 |
| | San Antonio | .269 | 7 | 26 | 2 | 7 | 1 | 0 | 0 | 4 | 1 | 4 | 0 |
| | Albuquerque | .298 | 14 | 47 | 10 | 14 | 3 | 1 | 1 | 6 | 3 | 7 | 1 |
| 1984 | Albuquerque | .267 | 77 | 165 | 21 | 44 | 3 | 0 | 3 | 26 | 23 | 25 | 1 |
| 1985 | San Antonio | .287 | 110 | 390 | 49 | 112 | 23 | 2 | 7 | 64 | 43 | 60 | 2 |
| 1986 | Albuquerque | .262 | 93 | 233 | 34 | 61 | 9 | 1 | 14 | 50 | 20 | 49 | 1 |
| 1987 | Albuquerque | .268 | 105 | 321 | 51 | 86 | 16 | 4 | 7 | 60 | 58 | 63 | 0 |
| | San Antonio | .188 | 5 | 16 | 0 | 3 | 2 | 0 | 0 | 0 | 0 | 3 | 0 |
| 1988 | Albuquerque | .222 | 32 | 90 | 10 | 20 | 4 | 0 | 2 | 13 | 10 | 19 | 0 |

Del Rosario (Soto), Alido Cesar**OF****Height:** 5-11 **Bats:** L **Born:** 7/15/70 at Santo Domingo, DR**Weight:** 170 **Throws:** L **Residence:** Santo Domingo, DR**School:** Cristobal Colon HS, DR**How obtained:** Signed as a free agent, December 19, 1988**Recommended / Signed by:** Ralph Avila and Jose Arias

| Year | Club | Avg. | G | AB | R | H | 2B | 3B | HR | RBI | BB | SO | SB |
|------|------|------|---|----|---|---|----|----|----|-----|----|----|----|
|------|------|------|---|----|---|---|----|----|----|-----|----|----|----|

(1989 will be his first professional season)

DeMerit, Thomas**OF****Height:** 6-2 **Bats:** R **Born:** 2/10/66 at Port Washington, WI**Weight:** 205 **Throws:** R **Residence:** Port Washington, WI**School:** Dartmouth**How obtained:** Dodgers' #4 selection in the June 1987 Free Agent Draft**Recommended / Signed by:** Buzz Bowers

| Year | Club | Avg. | G | AB | R | H | 2B | 3B | HR | RBI | BB | SO | SB |
|------|-------------|------|-----|-----|----|----|----|----|----|-----|----|-----|----|
| 1987 | Great Falls | .194 | 61 | 217 | 28 | 42 | 5 | 5 | 4 | 28 | 16 | 74 | 15 |
| 1988 | Vero Beach | .194 | 108 | 350 | 40 | 68 | 8 | 6 | 11 | 43 | 28 | 143 | 9 |

Diaz, Andres Abelino**INF****Height:** 6-3 **Bats:** R **Born:** 1/18/70 at Juan Baron, DR**Weight:** 170 **Throws:** R **Residence:** Palenque, DR**School:** Liceo Americo Perez HS, DR**How obtained:** Signed as a free agent, October 25, 1988**Recommended / Signed by:** Pablo Peguero and Ralph Avila

| Year | Club | Avg. | G | AB | R | H | 2B | 3B | HR | RBI | BB | SO | SB |
|------|------|------|---|----|---|---|----|----|----|-----|----|----|----|
|------|------|------|---|----|---|---|----|----|----|-----|----|----|----|

(1989 will be his first professional season)

Doffek, Scott Robert**INF****Height:** 5-9 **Bats:** L **Born:** 7/31/68 at Hartland, WI**Weight:** 170 **Throws:** R **Residence:** Hartland, WI**School:** Waukesha Tech Institute JC, WI**How obtained:** Signed as a free agent, August 1, 1988**Recommended / Signed by:** Dale McReynolds

| Year | Club | Avg. | G | AB | R | H | 2B | 3B | HR | RBI | BB | SO | SB |
|------|------|------|---|----|---|---|----|----|----|-----|----|----|----|
|------|------|------|---|----|---|---|----|----|----|-----|----|----|----|

(1989 will be his first professional season)

Dostal, Bruce Wayne**OF****Height:** 6-0 **Bats:** L **Born:** 3/10/65 at Denville, NH**Weight:** 195 **Throws:** R **Residence:** Towaco, NJ**School:** William Patterson College, NJ**How obtained:** Dodgers' #17 selection in the June 1987 Free Agent Draft**Recommended / Signed by:** Gil Bassetti

| Year | Club | Avg. | G | AB | R | H | 2B | 3B | HR | RBI | BB | SO | SB |
|------|-------------|------|-----|-----|----|----|----|----|----|-----|----|----|----|
| 1987 | Great Falls | .284 | 62 | 201 | 27 | 57 | 6 | 1 | 1 | 27 | 23 | 38 | 14 |
| 1988 | Bakersfield | .251 | 122 | 367 | 59 | 92 | 14 | 2 | 1 | 34 | 58 | 78 | 32 |

Ebel, Dino Alex**INF****Height:** 5-10 **Bats:** R **Born:** 3/20/66 at Barstow, CA**Weight:** 175 **Throws:** R **Residence:** Barstow, CA**School:** Barstow HS, CA**How obtained:** Signed as a free agent, June 12, 1988**Recommended / Signed by:** Bill Pleis

| Year | Club | Avg. | G | AB | R | H | 2B | 3B | HR | RBI | BB | SO | SB |
|------|-------------|------|----|-----|----|----|----|----|----|-----|----|----|----|
| 1988 | Sarasota | .337 | 63 | 208 | 42 | 70 | 8 | 1 | 4 | 36 | 29 | 21 | 6 |
| | Bakersfield | .286 | 3 | 14 | 2 | 4 | 1 | 0 | 0 | 1 | 0 | 0 | 0 |

Eichhorn, David Alan**RHP****Height:** 6-2 **Bats:** S **Born:** 12/9/61 at Watsonville, CA**Weight:** 185 **Throws:** R **Residence:** Watsonville, CA**School:** University of Miami, FL**How obtained:** Dodgers' #10 selection in the June 1983 Free Agent Draft**Recommended / Signed by:** Dick Hanlon and Paul Duval

| Year | Club | W-L | ERA | G | GS | CG | SHO | SV | IP | H | R | ER | BB | SO |
|------|-------------|-----|------|----|----|----|-----|----|-------|-----|----|----|----|----|
| 1983 | Lodi | 2-5 | 5.36 | 12 | 8 | 0 | 0 | 0 | 48.2 | 60 | 38 | 29 | 31 | 16 |
| 1984 | Bakersfield | 4-4 | 2.23 | 41 | 0 | 0 | 0 | 12 | 68.2 | 71 | 25 | 17 | 33 | 46 |
| 1985 | San Antonio | 6-9 | 2.82 | 54 | 0 | 0 | 0 | 10 | 73.1 | 77 | 41 | 23 | 35 | 21 |
| 1986 | Albuquerque | 5-6 | 5.00 | 39 | 1 | 0 | 0 | 0 | 63.0 | 90 | 46 | 35 | 30 | 30 |
| | San Antonio | 0-1 | 3.92 | 12 | 0 | 0 | 0 | 0 | 20.2 | 26 | 13 | 9 | 13 | 6 |
| 1987 | San Antonio | 3-8 | 4.61 | 40 | 16 | 2 | 1 | 1 | 127.0 | 157 | 81 | 65 | 34 | 65 |
| 1988 | San Antonio | 5-6 | 3.51 | 19 | 16 | 1 | 0 | 0 | 105.0 | 99 | 53 | 41 | 26 | 43 |

Enno, Clayton Samuel**LHP****Height:** 6-2 **Bats:** L **Born:** 7/18/68 at Williston, ND**Weight:** 175 **Throws:** L **Residence:** Williston, ND**School:** Des Moines CC, IA**How obtained:** Dodgers' 31st round (#30 overall) selection in the June 1988 Free Agent Draft**Recommended / Signed by:** Glen Van Proyen

| Year | Club | W-L | ERA | G | GS | CG | SHO | SV | IP | H | R | ER | BB | SO |
|------|----------|-----|------|----|----|----|-----|----|------|----|---|----|----|----|
| 1988 | Sarasota | 4-2 | 1.77 | 16 | 3 | 1 | 1 | 0 | 40.2 | 23 | 8 | 8 | 23 | 52 |

Fana, Jeremias**INF****Height:** 5-11 **Bats:** R **Born:** 9/17/71 at Santo Domingo, DR**Weight:** 160 **Throws:** R **Residence:** Santo Domingo, DR**School:** Liceo Eugenio Maria de Hostos HS, DR**How obtained:** Signed as a free agent, June 30, 1988**Recommended / Signed by:** Ralph Avila and Luis A. Montalvo

| Year | Club | Avg. | G | AB | R | H | 2B | 3B | HR | RBI | BB | SO | SB |
|------|---------------|------|---|----|---|---|----|----|----|-----|----|----|----|
| 1988 | Santo Domingo | .000 | 4 | 6 | 1 | 0 | 0 | 0 | 0 | 0 | 4 | 1 | 0 |

Fernandez (Guerrero), Jose Eloy**OF****Height:** 6-1 **Bats:** R **Born:** 12/30/69 at Arroyo Cana, DR**Weight:** 185 **Throws:** R **Residence:** Motecristy, DR**School:** Liceo Secundario Hatillo Palma HS, DR**How obtained:** Signed as a free agent, November 27, 1987**Recommended / Signed by:** Ralph Avila

| Year | Club | Avg. | G | AB | R | H | 2B | 3B | HR | RBI | BB | SO | SB |
|------|---------------|------|----|----|----|----|----|----|----|-----|----|----|----|
| 1988 | Santo Domingo | .227 | 26 | 88 | 16 | 20 | 1 | 0 | 0 | 21 | 12 | 22 | 5 |

Finkin, Steven Mathew**INF****Height:** 5-11 **Bats:** R **Born:** 4/27/66 at Fort Wayne, IN**Weight:** 185 **Throws:** R **Residence:** Fort Wayne, IN**School:** University of Michigan**How obtained:** Dodgers' 21st round (#20 overall) selection in the June 1988 Free Agent Draft**Recommended / Signed by:** Dale McReynolds

| Year | Club | Avg. | G | AB | R | H | 2B | 3B | HR | RBI | BB | SO | SB |
|------|-------------|------|----|-----|----|----|----|----|----|-----|----|----|----|
| 1988 | Great Falls | .267 | 7 | 15 | 1 | 4 | 2 | 0 | 0 | 0 | 1 | 5 | 0 |
| | Salem | .254 | 57 | 205 | 43 | 52 | 9 | 1 | 9 | 38 | 40 | 51 | 13 |

Fletcher, Robert John**LHP****Height:** 6-1 **Bats:** L **Born:** 7/2/68 at Trenton, NJ**Weight:** 175 **Throws:** L **Residence:** Princeton Junction, NJ**School:** Morrisville HS, PA**How obtained:** Signed as a free agent, August 19, 1986**Recommended / Signed by:** Bob Carter, Dick Teed and Bob Miske

| Year | Club | W-L | ERA | G | GS | CG | SHO | SV | IP | H | R | ER | BB | SO |
|------|----------|-----|------|----|----|----|-----|----|------------------------|----|----|----|----|----|
| 1987 | Sarasota | 1-3 | 4.11 | 18 | 5 | 0 | 0 | 2 | 46 | 43 | 24 | 21 | 27 | 48 |
| 1988 | Sarasota | | | | | | | | (injured-did not play) | | | | | |

Floyd, Daniel John (D.J.)**C****Height:** 6-2 **Bats:** L **Born:** 5/16/69 at Oaklawn, IL**Weight:** 185 **Throws:** L **Residence:** Ontario, Canada**School:** Chino HS, CA**How obtained:** Dodgers' #14 selection in the June 1987 Free Agent Draft**Recommended / Signed by:** Gib Bodet

| Year | Club | Avg. | G | AB | R | H | 2B | 3B | HR | RBI | BB | SO | SB |
|------|-------------|------|----|----|---|---|----|----|----|-----|----|----|----|
| 1987 | Sarasota | .188 | 9 | 16 | 3 | 3 | 1 | 0 | 0 | 1 | 2 | 8 | 0 |
| | Great Falls | .167 | 7 | 6 | 0 | 1 | 0 | 0 | 0 | 0 | 0 | 4 | 0 |
| 1988 | Sarasota | .164 | 27 | 55 | 3 | 9 | 2 | 0 | 0 | 4 | 6 | 18 | 0 |
| | Vero Beach | .000 | 1 | 2 | 0 | 0 | 0 | 0 | 0 | 0 | 0 | 1 | 0 |

Francois, Manuel Antonio**INF****Height:** 5-10 **Bats:** S **Born:** 5/28/66 at San Pedro de Macoris, DR**Weight:** 165 **Throws:** R **Residence:** San Pedro de Macoris, DR**School:** Divine Providence School, DR**How obtained:** Signed as a free agent, July 30, 1983**Recommended / Signed by:** Ralph Avila

| Year | Club | Avg. | G | AB | R | H | 2B | 3B | HR | RBI | BB | SO | SB |
|------|-------------|------|-----|-----|----|-----|----|----|----|-----|----|----|----|
| 1984 | Great Falls | .299 | 51 | 174 | 37 | 52 | 7 | 3 | 1 | 22 | 18 | 32 | 10 |
| 1985 | Vero Beach | .277 | 115 | 390 | 70 | 108 | 13 | 9 | 1 | 38 | 45 | 84 | 20 |
| 1986 | Bakersfield | .253 | 39 | 154 | 18 | 39 | 7 | 0 | 1 | 5 | 17 | 22 | 5 |
| | San Antonio | .263 | 9 | 19 | 3 | 5 | 0 | 0 | 0 | 1 | 3 | 5 | 0 |
| 1987 | Vero Beach | .280 | 109 | 404 | 68 | 113 | 9 | 6 | 3 | 49 | 32 | 68 | 17 |
| | San Antonio | .242 | 12 | 33 | 3 | 8 | 1 | 0 | 0 | 3 | 2 | 7 | 0 |
| 1988 | San Antonio | .245 | 123 | 436 | 48 | 107 | 17 | 1 | 6 | 40 | 55 | 77 | 18 |

Freiling, Howard Paul**1B****Height:** 6-4 **Bats:** L **Born:** 2/17/66 at Philadelphia, PA**Weight:** 210 **Throws:** L **Residence:** Philadelphia, PA**School:** University of North Carolina**How obtained:** Dodgers' #8 selection in the June 1987 Free Agent Draft**Recommended / Signed by:** Jim Garland

| Year | Club | Avg. | G | AB | R | H | 2B | 3B | HR | RBI | BB | SO | SB |
|------|-------------|------|----|-----|----|----|----|----|----|-----|----|----|----|
| 1987 | Vero Beach | .260 | 57 | 208 | 21 | 54 | 11 | 1 | 2 | 20 | 11 | 33 | 0 |
| | Great Falls | .500 | 2 | 4 | 0 | 2 | 0 | 0 | 0 | 1 | 0 | 0 | 0 |
| 1988 | Vero Beach | .243 | 61 | 239 | 30 | 58 | 10 | 0 | 2 | 40 | 18 | 19 | 3 |

Ganino, Eric**C****Height:** 6-0 **Bats:** R **Born:** 3/10/70 at Fontana, CA**Weight:** 180 **Throws:** R **Residence:** Fontana, CA**School:** Fontana HS, CA**How obtained:** Dodgers' 28th round (#27 overall) selection in the June 1988 Free Agent Draft**Recommended / Signed by:** Gib Bodet

| Year | Club | Avg. | G | AB | R | H | 2B | 3B | HR | RBI | BB | SO | SB |
|------|----------|------|----|----|---|---|----|----|----|-----|----|----|----|
| 1988 | Sarasota | .161 | 26 | 56 | 7 | 9 | 0 | 0 | 0 | 6 | 7 | 21 | 0 |

Gastelum, Macario Simeon**RHP****Height:** 6-0 **Bats:** R **Born:** 1/8/68 at Holly Park, CA**Weight:** 185 **Throws:** R **Residence:** Lawndale, CA**School:** Cerritos HS, CA**How obtained:** Acquired from Mexico City Reds in exchange for Felipe Gutierrez in February, 1987**Recommended / Signed by:** Mike Brito

| Year | Club | W-L | ERA | G | GS | CG | SHO | SV | IP | H | R | ER | BB | SO |
|------|-------------|-----|------|----|----|----|-----|----|------|----|----|----|----|----|
| 1987 | Great Falls | 0-1 | 2.28 | 10 | 3 | 0 | 0 | 3 | 23.2 | 15 | 9 | 6 | 21 | 36 |
| | Sarasota | 1-1 | 3.86 | 8 | 2 | 0 | 0 | 0 | 16.1 | 11 | 9 | 7 | 14 | 16 |
| | Bakersfield | 1-0 | 9.00 | 2 | 0 | 0 | 0 | 0 | 3.0 | 1 | 3 | 3 | 8 | 4 |
| 1988 | Salem | 2-2 | 6.23 | 11 | 7 | 0 | 0 | 0 | 30.1 | 24 | 26 | 21 | 31 | 25 |

Gettler, Christopher Alan**RHP****Height:** 6-1 **Bats:** R **Born:** 7/1/66 at Westminster, CA**Weight:** 185 **Throws:** R **Residence:** San Jose, CA**School:** Jacksonville University, FL**How obtained:** Dodgers' #44 selection in the June 1987 Free Agent Draft**Recommended / Signed by:** Tommy Mixon and Dick Hanlon

| Year | Club | W-L | ERA | G | GS | CG | SHO | SV | IP | H | R | ER | BB | SO |
|------|-------------|-----|------|----|----|----|-----|----|------|----|----|----|----|----|
| 1987 | Great Falls | 3-1 | 3.74 | 10 | 4 | 1 | 0 | 0 | 33.2 | 25 | 15 | 14 | 14 | 33 |
| 1988 | Bakersfield | 0-1 | 7.66 | 9 | 1 | 0 | 0 | 1 | 22.1 | 26 | 22 | 19 | 19 | 22 |
| | Salem | 4-1 | 1.54 | 22 | 0 | 0 | 0 | 5 | 52.2 | 38 | 13 | 9 | 14 | 48 |

Gonzalez, Freddy Antonio**INF****Height:** 5-11 **Bats:** R **Born:** 12/4/68 at Cotui, DR**Weight:** 180 **Throws:** R **Residence:** Cotui, DR**School:** Liceo Las Matas HS, DR**How obtained:** Signed as a free agent, April 12, 1987**Recommended / Signed by:** Ralph Avila and Eleodoro Arias

| Year | Club | Avg. | G | AB | R | H | 2B | 3B | HR | RBI | BB | SO | SB |
|------|----------|------|----|-----|----|----|----|----|----|-----|----|----|----|
| 1988 | Sarasota | .292 | 47 | 137 | 21 | 40 | 6 | 1 | 2 | 24 | 9 | 22 | 4 |

Gonzalez, Jesus Ramon**INF****Height:** 6-2 **Bats:** R **Born:** 2/6/67 at Caicara de Maturin, Ven.**Weight:** 195 **Throws:** R **Residence:** Caicara de Maturin, Ven.**School:** Juan Mila de la Roca HS, Ven.**How obtained:** Signed as a free agent, October 21, 1986**Recommended / Signed by:** Ralph Avila

| Year | Club | Avg. | G | AB | R | H | 2B | 3B | HR | RBI | BB | SO | SB |
|------|----------|------|----|-----|----|----|----|----|----|-----|----|----|----|
| 1988 | Sarasota | .208 | 45 | 120 | 23 | 25 | 2 | 3 | 0 | 12 | 7 | 15 | 5 |

Gonzalez, Lawrence Vincent**RHP****Height:** 6-2 **Bats:** R **Born:** 9/10/69 at Montebello, CA**Weight:** 195 **Throws:** R **Residence:** Chino, CA**School:** Chino HS, CA**How obtained:** Dodgers' #11 selection in the June 1987 Free Agent Draft**Recommended / Signed by:** Gib Bodet

| Year | Club | W-L | ERA | G | GS | CG | SHO | SV | IP | H | R | ER | BB | SO |
|------|-------------|-----|------|----|----|----|-----|----|------|----|----|----|----|----|
| 1987 | Great Falls | 1-2 | 5.76 | 16 | 2 | 0 | 0 | 0 | 29.2 | 31 | 23 | 19 | 21 | 25 |
| 1988 | Salem | 5-5 | 4.74 | 14 | 14 | 1 | 0 | 0 | 76.0 | 84 | 45 | 40 | 32 | 46 |

Hartman, Jeffrey Scott**INF****Height:** 6-0 **Bats:** R **Born:** 9/22/67 at Lancaster, PA**Weight:** 175 **Throws:** R **Residence:** Lancaster, PA**School:** J.P. McCaskey HS, PA**How obtained:** Dodgers' #24 selection in the June 1985 Free Agent Draft**Recommended / Signed by:** Bob Carter

| Year | Club | Avg. | G | AB | R | H | 2B | 3B | HR | RBI | BB | SO | SB |
|------|-------------|------|----|-----|----|----|----|----|----|-----|----|----|----|
| 1985 | Bradenton | .188 | 46 | 138 | 10 | 26 | 2 | 0 | 0 | 11 | 17 | 27 | 7 |
| 1986 | Vero Beach | .215 | 57 | 158 | 16 | 34 | 4 | 0 | 0 | 18 | 16 | 22 | 2 |
| | Great Falls | .200 | 10 | 30 | 4 | 6 | 2 | 0 | 0 | 2 | 2 | 4 | 1 |
| 1987 | Vero Beach | .286 | 29 | 56 | 5 | 16 | 2 | 0 | 0 | 5 | 3 | 5 | 0 |
| 1988 | Vero Beach | .194 | 36 | 103 | 14 | 20 | 6 | 0 | 0 | 7 | 12 | 20 | 1 |
| | Salem | .248 | 67 | 234 | 42 | 58 | 12 | 1 | 0 | 32 | 40 | 35 | 14 |

Harvell, Roderick Keith

OF

Height: 6-1 Bats: L Born: 12/24/68 at Fairfield, CA

Weight: 180 Throws: L Residence: Fairfield, CA

School: Fairfield HS, CA

How obtained: Dodgers' 24th round (#23 overall) selection in the June 1988

Free Agent Draft

Recommended / Signed by: Dick Hanlon

| Year | Club | Avg. | G | AB | R | H | 2B | 3B | HR | RBI | BB | SO | SB |
|------|----------|------|----|-----|----|----|----|----|----|-----|----|----|----|
| 1988 | Sarasota | .254 | 61 | 209 | 37 | 53 | 5 | 1 | 0 | 12 | 13 | 31 | 21 |

Heinle, Dana M.

RHP

Height: 6-5 Bats: R Born: 8/12/63 at Stockton, CA

Weight: 210 Throws: R Residence: Stockton, CA

School: University of California, Riverside

How obtained: Drafted by San Antonio from Visalia (Twins), December, 1988

Recommended / Signed by: Guy Conti and Gary LaRoque

| Year | Club | W-L | ERA | G | GS | CG | SHO | SV | IP | H | R | ER | BB | SO |
|------|--------------|-----|------|----|----|----|-----|----|------|----|----|----|----|----|
| 1986 | Elizabethton | 2-0 | 4.70 | 17 | 0 | 0 | 0 | 4 | 31.0 | 52 | 22 | 16 | 9 | 18 |
| 1987 | Kenosha | 3-5 | 4.35 | 13 | 7 | 2 | 1 | 0 | 60.0 | 71 | 42 | 29 | 23 | 27 |
| | Visalia | 1-1 | 3.45 | 25 | 1 | 1 | 0 | 1 | 60.0 | 54 | 27 | 23 | 27 | 23 |
| 1988 | Visalia | 1-1 | 3.45 | 25 | 1 | 1 | 0 | 1 | 60.0 | 54 | 27 | 23 | 27 | 23 |

Henley, Daniel Sherman

INF

Height: 5-10 Bats: R Born: 8/31/64 at Arcadia, CA

Weight: 180 Throws: R Residence: Temple City, CA

School: University of Southern California

How obtained: Dodgers' #7 selection in the June 1987 Free Agent Draft

Recommended / Signed by: Gib Bodet

| Year | Club | Avg. | G | AB | R | H | 2B | 3B | HR | RBI | BB | SO | SB |
|------|-------------|------|-----|-----|----|----|----|----|----|-----|----|----|----|
| 1986 | Vero Beach | .210 | 43 | 119 | 16 | 25 | 5 | 0 | 1 | 11 | 5 | 17 | 3 |
| 1987 | Bakersfield | .229 | 83 | 258 | 36 | 59 | 11 | 1 | 1 | 28 | 40 | 51 | 4 |
| 1988 | Bakersfield | .240 | 105 | 334 | 52 | 80 | 17 | 0 | 5 | 41 | 52 | 60 | 10 |

Hensley, Charles Floyd

LHP

Height: 6-3 Bats: L Born: 3/11/59 at Tulare, CA

Weight: 190 Throws: L Residence: Midlothian, VA

School: University of California, Berkeley

How obtained: Signed as a free agent, November 16, 1987

Recommended / Signed by: Ralph Avila

| Year | Club | W-L | ERA | G | GS | CG | SHO | SV | IP | H | R | ER | BB | SO |
|------|-------------|------|-------|----|----|----|-----|----|-------|-----|----|----|----|-----|
| 1980 | Lakeland | 3-2 | 3.36 | 28 | 0 | 0 | 0 | 4 | 59.0 | 67 | 27 | 22 | 27 | 42 |
| 1981 | Modesto | 8-8 | 3.71 | 19 | 19 | 4 | 0 | 0 | 136.0 | 153 | 75 | 56 | 57 | 83 |
| | West Haven | 1-2 | 4.85 | 5 | 4 | 1 | 0 | 0 | 26.0 | 32 | 15 | 14 | 8 | 13 |
| 1982 | West Haven | 1-2 | 4.85 | 5 | 4 | 1 | 0 | 0 | 26.0 | 32 | 15 | 14 | 8 | 13 |
| 1982 | West Haven | 10-4 | 3.91 | 37 | 20 | 4 | 1 | 3 | 145.0 | 149 | 82 | 63 | 49 | 108 |
| 1983 | Tacoma | 4-8 | 5.52 | 59 | 4 | 0 | 0 | 3 | 77.0 | 88 | 58 | 47 | 29 | 40 |
| 1984 | Tacoma | 0-3 | 5.64 | 11 | 4 | 0 | 0 | 0 | 30.0 | 43 | 27 | 19 | 11 | 20 |
| | Vancouver | 0-1 | 10.57 | 3 | 1 | 0 | 0 | 0 | 8.0 | 15 | 9 | 9 | 5 | 4 |
| 1985 | Phoenix | 3-1 | 3.15 | 35 | 5 | 0 | 0 | 2 | 74.0 | 75 | 30 | 26 | 27 | 52 |
| | Shreveport | 4-3 | 2.81 | 13 | 0 | 0 | 0 | 0 | 26.0 | 20 | 9 | 8 | 5 | 20 |
| 1986 | Phoenix | 0-3 | 2.47 | 44 | 0 | 0 | 0 | 6 | 51.0 | 42 | 16 | 14 | 27 | 50 |
| | Shreveport | 0-0 | 2.45 | 11 | 0 | 0 | 0 | 1 | 7.0 | 5 | 2 | 2 | 2 | 6 |
| 1987 | Richmond | 2-6 | 4.98 | 45 | 4 | 0 | 0 | 4 | 86.2 | 94 | 49 | 48 | 48 | 74 |
| 1988 | Albuquerque | 3-3 | 3.70 | 51 | 0 | 0 | 0 | 4 | 58.1 | 62 | 33 | 24 | 31 | 39 |

Heredia, Hector**RHP****Height:** 6-2 **Bats:** R **Born:** 5/20/60 at Huatabampo, Sonora, MX**Weight:** 185 **Throws:** R **Residence:** Navojoa, MX**School:** Tecnica Agropecuaria, MX**How obtained:** Purchased December 5, 1984 from Monterrey of the Mexican League**Recommended / Signed by:** Mike Brito

| Year | Club | W-L | ERA | G | GS | CG | SHO | SV | IP | H | R | ER | BB | SO |
|------|-------------|-----|------|----|----|----|-----|----|-----------------|----|----|----|----|----|
| 1981 | Monterrey | 2-3 | 2.81 | 21 | 5 | 1 | 1 | 1 | 64.0 | 55 | 32 | 20 | 32 | 20 |
| 1982 | Monterrey | 0-4 | 4.42 | 28 | 3 | 1 | 0 | 1 | 79.1 | 92 | 45 | 39 | 35 | 24 |
| 1983 | Monterrey | | | | | | | | (did not pitch) | | | | | |
| 1984 | Monterrey | 3-7 | 4.18 | 39 | 0 | 0 | 0 | 13 | 66.2 | 56 | 37 | 31 | 31 | 41 |
| 1985 | San Antonio | 1-0 | 1.93 | 3 | 0 | 0 | 0 | 0 | 4.2 | 4 | 1 | 1 | 0 | 2 |
| 1986 | San Antonio | 2-5 | 3.29 | 39 | 0 | 0 | 0 | 2 | 65.2 | 64 | 28 | 24 | 37 | 57 |
| 1987 | Albuquerque | 3-4 | 4.22 | 50 | 3 | 0 | 0 | 4 | 98.0 | 90 | 56 | 46 | 61 | 75 |
| 1988 | Albuquerque | 4-1 | 2.55 | 42 | 0 | 0 | 0 | 11 | 70.2 | 62 | 22 | 20 | 23 | 43 |

Hershiser, Gordon Thomas**RHP****Height:** 6-4 **Bats:** R **Born:** 8/7/63 at Buffalo, NY**Weight:** 210 **Throws:** R **Residence:** Northville, MI**School:** University of Alabama**How obtained:** Signed as a free agent, May 19, 1987**Recommended / Signed by:** Joe Campbell

| Year | Club | W-L | ERA | G | GS | CG | SHO | SV | IP | H | R | ER | BB | SO |
|------|------------|-----|------|----|----|----|-----|----|------|----|----|----|----|----|
| 1985 | Vero Beach | 1-6 | 3.23 | 18 | 11 | 2 | 1 | 1 | 78.0 | 71 | 42 | 28 | 34 | 61 |
| 1988 | Sarasota | 1-1 | 2.16 | 4 | 0 | 0 | 0 | 0 | 8.1 | 4 | 3 | 2 | 4 | 6 |
| | Salem | 7-0 | 2.31 | 10 | 10 | 0 | 0 | 0 | 58.1 | 46 | 20 | 15 | 10 | 58 |

Holmes, Darren Lee**RHP****Height:** 6-0 **Bats:** R **Born:** 4/25/66 at Asheville, NC**Weight:** 195 **Throws:** R **Residence:** Fletcher, NC**School:** T.C. Roberson HS, NC**How obtained:** Dodgers' #16 selection in the June 1984 Free Agent Draft**Recommended / Signed by:** Jim Garland

| Year | Club | W-L | ERA | G | GS | CG | SHO | SV | IP | H | R | ER | BB | SO |
|------|-----------------|-----|------|----|----|----|-----|----|--------------------------|-----|----|----|----|----|
| 1984 | Great Falls | 2-5 | 6.65 | 18 | 6 | 1 | 0 | 0 | 44.2 | 53 | 41 | 33 | 30 | 29 |
| 1985 | Vero Beach | 4-3 | 3.11 | 33 | 0 | 0 | 0 | 2 | 63.2 | 57 | 31 | 22 | 35 | 46 |
| 1986 | Vero Beach | 3-6 | 2.92 | 11 | 10 | 0 | 0 | 0 | 64.2 | 55 | 30 | 21 | 39 | 59 |
| 1987 | Vero Beach | 6-4 | 4.52 | 19 | 19 | 1 | 0 | 0 | 99.2 | 111 | 60 | 50 | 53 | 46 |
| 1988 | San Luis Potosi | | | | | | | | (statistics unavailable) | | | | | |
| | Albuquerque | 0-1 | 5.40 | 1 | 1 | 0 | 0 | 0 | 5.0 | 6 | 3 | 3 | 1 | 1 |

Huebner, John Allen**C****Height:** 6-0 **Bats:** L **Born:** 4/7/65 at Rhinelander, WI**Weight:** 185 **Throws:** R **Residence:** Rhinelander, WI**School:** Triton JC, WI**How obtained:** Signed as a free agent, January 22, 1988**Recommended / Signed by:** Glen Van Proyen

| Year | Club | Avg. | G | AB | R | H | 2B | 3B | HR | RBI | BB | SO | SB |
|------|-------------|------|----|----|---|----|----|----|----|-----|----|----|----|
| 1988 | Great Falls | .357 | 14 | 42 | 2 | 15 | 3 | 0 | 0 | 7 | 3 | 8 | 0 |
| | Bakersfield | .211 | 5 | 19 | 4 | 4 | 0 | 0 | 0 | 2 | 0 | 6 | 0 |

Huff, Michael Kale**OF****Height:** 6-1 **Bats:** R **Born:** 8/11/63 at Honolulu, HI**Weight:** 180 **Throws:** R **Residence:** Wilmette, IL**School:** Northwestern University**How obtained:** Dodgers' 16th round (#17 overall) selection in the June 1985 Free Agent Draft**Recommended / Signed by:** Glen Van Proyen

| Year | Club | Avg. | G | AB | R | H | 2B | 3B | HR | RBI | BB | SO | SB |
|------|-------------|------|-----|-----|----|-----|----|----|----|-----|----|----|----|
| 1985 | Great Falls | .316 | 70 | 247 | 70 | 78 | 6 | 6 | 0 | 35 | 56 | 44 | 28 |
| 1986 | Vero Beach | .293 | 113 | 362 | 73 | 106 | 6 | 8 | 2 | 32 | 67 | 67 | 28 |
| 1987 | San Antonio | .311 | 31 | 135 | 23 | 42 | 5 | 1 | 3 | 18 | 9 | 21 | 2 |
| 1988 | San Antonio | .304 | 102 | 395 | 68 | 120 | 18 | 10 | 2 | 40 | 37 | 55 | 33 |

Humphries, Joe B.**RHP****Height:** 6-2 **Bats:** L **Born:** 12/29/63 at Livonia, MI**Weight:** 195 **Throws:** R **Residence:** Plymouth, MI**School:** Western Michigan University**How obtained:** Selected from the Knoxville club, December 8, 1987**Recommended / Signed by:** Dale McReynolds

| Year | Club | W-L | ERA | G | GS | CG | SHO | SV | IP | H | R | ER | BB | SO |
|------|--------------|------|------|----|----|----|-----|----|------|-----|----|----|----|----|
| 1985 | Medicine Hat | 4-0 | 3.24 | 7 | 7 | 1 | 0 | 0 | 42.0 | 43 | 21 | 15 | 14 | 36 |
| | Florence | 2-1 | 3.23 | 6 | 6 | 0 | 0 | 0 | 31.0 | 34 | 14 | 11 | 17 | 25 |
| 1986 | Florence | 3-10 | 6.24 | 20 | 19 | 0 | 0 | 0 | 71.0 | 93 | 64 | 49 | 38 | 43 |
| 1987 | Myrtle Beach | 4-9 | 5.95 | 20 | 10 | 0 | 0 | 3 | 79.0 | 74 | 40 | 29 | 32 | 75 |
| 1988 | San Antonio | 0-0 | 3.86 | 2 | 0 | 0 | 0 | 0 | 2.1 | 5 | 2 | 1 | 1 | 2 |
| | Bakersfield | 7-3 | 3.62 | 19 | 15 | 1 | 1 | 0 | 99.1 | 106 | 50 | 40 | 37 | 67 |
| | Vero Beach | 0-1 | 5.91 | 2 | 2 | 0 | 0 | 0 | 10.2 | 13 | 11 | 7 | 4 | 7 |

Johnson, Carl Gregory**RHP****Height:** 6-2 **Bats:** R **Born:** 11/13/66 at Barrie, Ontario, Canada**Weight:** 170 **Throws:** R **Residence:** Anaheim Hills, CA**School:** Biola University, CA**How obtained:** Purchased from the Butte club, August 20, 1987**Recommended / Signed by:** Ron King

| Year | Club | W-L | ERA | G | GS | CG | SHO | SV | IP | H | R | ER | BB | SO |
|------|-------------|-----|------|----|----|----|-----|----|------|----|----|----|----|----|
| 1987 | Butte | 1-2 | 5.97 | 17 | 1 | 0 | 0 | 1 | 31.2 | 33 | 27 | 21 | 11 | 42 |
| | Great Falls | 0-0 | 0.00 | 33 | 0 | 0 | 0 | 0 | 5.0 | 3 | 0 | 0 | 0 | 5 |
| 1988 | Vero Beach | 3-1 | 3.92 | 36 | 0 | 0 | 0 | 4 | 57.1 | 49 | 30 | 25 | 29 | 58 |

Kating, James Edward**C****Height:** 6-2 **Bats:** R **Born:** 12/19/65 at Melrose Park, IL**Weight:** 205 **Throws:** R **Residence:** Rolling Meadows, IL**School:** Triton College, IL**How obtained:** Dodgers' #1 selection in the January 1986 Free Agent Draft**Recommended / Signed by:** Bob Hale and Glen Van Proyen

| Year | Club | Avg. | G | AB | R | H | 2B | 3B | HR | RBI | BB | SO | SB |
|------|-------------|------|-----|-----|----|-----|----|----|----|-----|----|----|----|
| 1986 | Great Falls | .300 | 69 | 258 | 62 | 77 | 13 | 4 | 7 | 43 | 46 | 27 | 19 |
| 1987 | Bakersfield | .263 | 128 | 456 | 84 | 120 | 20 | 3 | 13 | 63 | 83 | 51 | 14 |
| 1988 | San Antonio | .233 | 16 | 43 | 6 | 10 | 5 | 0 | 0 | 7 | 8 | 4 | 0 |

Kesselmark, Joseph John**OF****Height:** 5-11 **Bats:** L **Born:** 8/6/65 at Poughkeepsie, NY**Weight:** 175 **Throws:** L **Residence:** Poughkeepsie, NY**School:** Pace University, NY**How obtained:** Dodgers' #8 selection in the June 1986 Free Agent Draft**Recommended / Signed by:** Steve Lembo

| Year | Club | Avg. | G | AB | R | H | 2B | 3B | HR | RBI | BB | SO | SB |
|------|-------------|------|-----|-----|----|-----|----|----|----|-----|----|----|----|
| 1986 | Great Falls | .348 | 70 | 279 | 59 | 97 | 23 | 6 | 5 | 50 | 40 | 34 | 10 |
| 1987 | Vero Beach | .274 | 125 | 424 | 56 | 116 | 26 | 3 | 6 | 48 | 45 | 46 | 8 |
| 1988 | Vero Beach | .353 | 4 | 17 | 6 | 6 | 1 | 0 | 0 | 2 | 4 | 0 | 2 |
| | San Antonio | .279 | 66 | 244 | 23 | 68 | 9 | 2 | 2 | 34 | 10 | 23 | 6 |

Kirby, Wayne Leonard**OF****Height:** 5-10 **Bats:** L **Born:** 1/22/64 at Williamsburg, VA**Weight:** 185 **Throws:** R **Residence:** Tabb, VA**School:** Newport News Apprentice School, VA**How obtained:** Dodgers' #13 selection in the January 1983 Free Agent Draft**Recommended / Signed by:** Jim Garland

| Year | Club | Avg. | G | AB | R | H | 2B | 3B | HR | RBI | BB | SO | SB |
|------|-------------|------|-----|-----|----|-----|----|----|----|-----|----|----|----|
| 1983 | Bradenton | .292 | 60 | 216 | 43 | 63 | 7 | 1 | 0 | 13 | 34 | 19 | 23 |
| 1984 | Vero Beach | .272 | 76 | 224 | 39 | 61 | 6 | 3 | 0 | 21 | 21 | 30 | 11 |
| | Great Falls | .310 | 20 | 84 | 19 | 26 | 2 | 2 | 1 | 11 | 12 | 9 | 19 |
| | Bakersfield | .274 | 23 | 84 | 14 | 23 | 3 | 0 | 0 | 10 | 4 | 5 | 8 |
| 1985 | Vero Beach | .281 | 122 | 437 | 70 | 123 | 9 | 3 | 0 | 28 | 41 | 41 | 31 |
| 1986 | Vero Beach | .261 | 114 | 387 | 60 | 101 | 9 | 4 | 2 | 31 | 37 | 30 | 28 |
| 1987 | Bakersfield | .269 | 105 | 416 | 77 | 112 | 14 | 3 | 0 | 34 | 49 | 42 | 56 |
| | San Antonio | .238 | 24 | 80 | 7 | 19 | 1 | 2 | 1 | 9 | 4 | 7 | 6 |
| 1988 | Bakersfield | .277 | 12 | 47 | 12 | 13 | 0 | 1 | 0 | 4 | 11 | 4 | 9 |
| | San Antonio | .240 | 100 | 334 | 50 | 80 | 9 | 2 | 0 | 21 | 21 | 43 | 26 |

Knapp, John Paul**RHP****Height:** 6-2 **Bats:** R **Born:** 11/16/65 at Des Moines, IA**Weight:** 190 **Throws:** R **Residence:** Des Moines, IA**School:** Hoover HS, IA**How obtained:** Dodgers' #23 selection in the June 1986 Free Agent Draft**Recommended / Signed by:** Glen Van Proyen

| Year | Club | W-L | ERA | G | GS | CG | SHO | SV | IP | H | R | ER | BB | SO |
|------|-------------|-----|------|----|----|----|-----|----|------|----|----|----|----|----|
| 1988 | Bakersfield | 0-1 | 4.57 | 11 | 3 | 0 | 0 | 0 | 21.2 | 21 | 11 | 11 | 5 | 12 |

| Year | Club | Avg. | G | AB | R | H | 2B | 3B | HR | RBI | BB | SO | SB |
|------|-------------|------|-----|-----|----|-----|----|----|----|-----|----|-----|----|
| 1986 | Great Falls | .252 | 64 | 234 | 39 | 59 | 9 | 5 | 4 | 42 | 29 | 58 | 10 |
| 1987 | Charleston | .226 | 134 | 474 | 65 | 107 | 17 | 3 | 7 | 57 | 76 | 104 | 42 |
| 1988 | Bakersfield | .197 | 68 | 152 | 13 | 30 | 5 | 1 | 1 | 20 | 13 | 26 | 3 |

Kroll, Todd Charles**RHP****Height:** 6-0 **Bats:** R **Born:** 7/17/67 at Shawano, WI**Weight:** 185 **Throws:** R **Residence:** Bonduel, WI**School:** Bonduel HS, WI**How obtained:** Signed as a free agent, September 10, 1985**Recommended / Signed by:** Dale McReynolds

| Year | Club | W-L | ERA | G | GS | CG | SHO | SV | IP | H | R | ER | BB | SO |
|------|-------------|-----|------|----|----|----|-----|----|------|----|----|----|----|----|
| 1986 | Sarasota | 3-1 | 3.40 | 19 | 4 | 0 | 0 | 0 | 39.2 | 38 | 19 | 15 | 16 | 26 |
| 1987 | Bakersfield | 2-3 | 4.58 | 43 | 0 | 0 | 0 | 1 | 76.2 | 98 | 55 | 39 | 23 | 46 |
| 1988 | Bakersfield | 5-6 | 5.21 | 42 | 1 | 0 | 0 | 3 | 84.2 | 86 | 51 | 49 | 34 | 81 |

La Fever, Greg**RHP****Height:** 5-10 **Bats:** S **Born:** 8/7/63 at Mustang, OK**Weight:** 178 **Throws:** R **Residence:** Mustang, OK**School:** Wichita State University**How obtained:** Traded to Dodgers from Cleveland Indians for Reggie Williams, April 3, 1988**Recommended / Signed by:** Charlie Blaney

| Year | Club | W-L | ERA | G | GS | CG | SHO | SV | IP | H | R | ER | BB | SO |
|------|--------------|------|------|----|----|----|-----|----|-------|-----|-----|----|----|-----|
| 1985 | Batavia | 8-5 | 2.85 | 16 | 14 | 4 | 1 | 0 | 101.0 | 89 | 49 | 32 | 29 | 81 |
| 1986 | Waterloo | 10-5 | 2.30 | 24 | 20 | 8 | 2 | 1 | 152.1 | 134 | 49 | 39 | 28 | 108 |
| 1987 | Williamsport | 8-13 | 5.43 | 27 | 27 | 6 | 1 | 0 | 155.2 | 179 | 103 | 94 | 55 | 84 |
| 1988 | San Antonio | 9-7 | 3.49 | 26 | 24 | 1 | 0 | 0 | 147.0 | 148 | 69 | 57 | 34 | 82 |

Lewis, Alan Randall**INF****Height:** 5-11 **Bats:** L **Born:** 8/3/66 at Charlotte, NC**Weight:** 180 **Throws:** R **Residence:** Charlotte, NC**School:** Davidson College, NC**How obtained:** Dodgers' #15 selection in the June 1987 Free Agent Draft**Recommended / Signed by:** Jim Garland

| Year | Club | Avg. | G | AB | R | H | 2B | 3B | HR | RBI | BB | SO | SB |
|------|-------------|------|-----|-----|----|-----|----|----|----|-----|----|----|----|
| 1987 | Great Falls | .335 | 65 | 224 | 34 | 75 | 9 | 2 | 8 | 37 | 27 | 20 | 1 |
| 1988 | Bakersfield | .249 | 124 | 441 | 79 | 110 | 23 | 1 | 6 | 44 | 68 | 69 | 4 |

Loera, Javier**INF****Height:** 6-0 **Bats:** R **Born:** 5/16/68 at Jalpa Zacatecas, MX**Weight:** 185 **Throws:** R **Residence:** Los Angeles, CA**School:** El Camino College, CA**How obtained:** Signed as a free agent, August 4, 1988**Recommended / Signed by:** Mike Brito

| Year | Club | Avg. | G | AB | R | H | 2B | 3B | HR | RBI | BB | SO | SB |
|------|------|------|---|----|---|---|----|----|----|-----|----|----|----|
|------|------|------|---|----|---|---|----|----|----|-----|----|----|----|

(1989 will be his first professional season)

Luckham, Kenneth Christopher**RHP****Height:** 6-2 **Bats:** R **Born:** 5/31/69 at Scottsdale, AZ**Weight:** 190 **Throws:** R **Residence:** Fountain Valley, CA**School:** Los Amigos HS, CA**How obtained:** Dodgers' #9 selection in the June 1987 Free Agent Draft**Recommended / Signed by:** Bob Darwin

| Year | Club | W-L | ERA | G | GS | CG | SHO | SV | IP | H | R | ER | BB | SO |
|------|-------------|-----|------|----|----|----|-----|----|------|----|----|----|----|----|
| 1987 | Sarasota | 2-0 | 1.32 | 6 | 6 | 1 | 0 | 0 | 27.1 | 21 | 4 | 4 | 8 | 21 |
| | Great Falls | 0-0 | 2.45 | 3 | 0 | 0 | 0 | 0 | 3.2 | 6 | 2 | 1 | 4 | 3 |
| 1988 | Salem | 7-2 | 3.67 | 16 | 11 | 0 | 0 | 0 | 68.2 | 63 | 39 | 28 | 39 | 47 |

Macu, Andres**INF-OF****Height:** 6-2 **Bats:** L **Born:** 1/30/70 at San Pedro de Macoris, DR**Weight:** 187 **Throws:** L **Residence:** San Pedro de Macoris, DR**School:** Liceo Puerto Rico HS, DR**How obtained:** Signed as a free agent, January 5, 1988**Recommended / Signed by:** Ralph Avila and Elvio Jimenez

| Year | Club | Avg. | G | AB | R | H | 2B | 3B | HR | RBI | BB | SO | SB |
|------|---------------|------|----|----|----|----|----|----|----|-----|----|----|----|
| 1988 | Santo Domingo | .244 | 33 | 86 | 19 | 21 | 4 | 4 | 1 | 36 | 25 | 16 | 5 |

Manfredonia, John Doug**INF****Height:** 5-11 **Bats:** R **Born:** 7/29/65 at Astoria, NY**Weight:** 175 **Throws:** R **Residence:** Bayside, NY**School:** New York Institute of Technology**How obtained:** Signed as a free agent, July 7, 1988**Recommended / Signed by:** Bill Pleis

| Year | Club | Avg. | G | AB | R | H | 2B | 3B | HR | RBI | BB | SO | SB |
|------|----------|------|----|----|----|----|----|----|----|-----|----|----|----|
| 1988 | Sarasota | .271 | 32 | 96 | 18 | 26 | 3 | 0 | 1 | 10 | 13 | 26 | 4 |

Mangham, Eric Lee**OF****Height:** 5-11 **Bats:** R **Born:** 9/3/65 at Atlanta, GA**Weight:** 185 **Throws:** R **Residence:** College Park, GA**School:** Florida State University**How obtained:** Dodgers' #17 selection in the June 1986 Free Agent Draft**Recommended / Signed by:** Tommy Mixon

| Year | Club | Avg. | G | AB | R | H | 2B | 3B | HR | RBI | BB | SO | SB |
|------|-------------|------|----|-----|----|-----|----|----|----|-----|----|----|----|
| 1986 | Vero Beach | .238 | 64 | 193 | 27 | 46 | 8 | 3 | 4 | 19 | 29 | 45 | 10 |
| 1987 | Bakersfield | .264 | 67 | 208 | 40 | 55 | 11 | 2 | 3 | 27 | 23 | 38 | 8 |
| 1988 | Vero Beach | .289 | 99 | 349 | 53 | 101 | 12 | 2 | 4 | 37 | 36 | 48 | 16 |

Martinez, Pedro Jaime**RHP****Height:** 5-11 **Bats:** R **Born:** 7/25/71 at Manoguayabo, DR**Weight:** 150 **Throws:** R **Residence:** Manoguayabo, DR**School:** Liceo Las Americas HS, DR**How obtained:** Signed as a free agent, June 18, 1988**Recommended / Signed by:** Elvio Jimenez and Ralph Avila

| Year | Club | W-L | ERA | G | GS | CG | SHO | SV | IP | H | R | ER | BB | SO |
|------|---------------|-----|------|---|----|----|-----|----|------|----|----|----|----|----|
| 1988 | Santo Domingo | 5-1 | 3.12 | 8 | 7 | 1 | - | 0 | 49.1 | 45 | 25 | 17 | 16 | 28 |

Martinez, Pelagio**OF****Height:** 5-11 **Bats:** S **Born:** 5/23/69 at Santo Domingo, DR**Weight:** 150 **Throws:** R **Residence:** Santo Domingo, DR**School:** Liceo Mota HS, DR**How obtained:** Signed as a free agent, March 3, 1988**Recommended / Signed by:** Ralph Avila and Pablo Peguero

| Year | Club | Avg. | G | AB | R | H | 2B | 3B | HR | RBI | BB | SO | SB |
|------|---------------|------|----|----|---|---|----|----|----|-----|----|----|----|
| 1988 | Santo Domingo | .217 | 11 | 23 | 3 | 5 | 0 | 0 | 0 | 5 | 3 | 4 | 3 |

McHugh, Michael William**LHP****Height:** 6-4 **Bats:** R **Born:** 12/4/65 at Denville, NJ**Weight:** 210 **Throws:** L **Residence:** Boonton, NJ**School:** Old Dominion University**How obtained:** Signed as a free agent, August 4, 1987**Recommended / Signed by:** Jim Garland

| Year | Club | W-L | ERA | G | GS | CG | SHO | SV | IP | H | R | ER | BB | SO |
|------|-------------|-----|------|---|----|----|-----|----|------|---|---|----|----|----|
| 1988 | Great Falls | 1-0 | 2.00 | 5 | 4 | 0 | 0 | 0 | 18.0 | 9 | 6 | 4 | 13 | 14 |

McKamie, Sean Dale**INF****Height:** 6-2 **Bats:** R **Born:** 9/27/69 at St. Paul, MN**Weight:** 160 **Throws:** R **Residence:** St. Paul, MN**School:** St. Paul Central HS, MN**How obtained:** Dodgers' 20th round (#19 overall) selection in the June 1988 Free Agent Draft**Recommended / Signed by:** Dale McReynolds and Dale Welter

| Year | Club | Avg. | G | AB | R | H | 2B | 3B | HR | RBI | BB | SO | SB |
|------|------|------|---|----|---|---|----|----|----|-----|----|----|----|
|------|------|------|---|----|---|---|----|----|----|-----|----|----|----|

(1989 will be his first professional season)

McMurray, Robert Brock**OF****Height:** 6-2 **Bats:** R **Born:** 8/30/67 at Denham Springs, CA**Weight:** 195 **Throws:** R **Residence:** Denham Springs, CA**School:** Southeastern Louisiana University**How obtained:** Dodgers' 11th round (#10 overall) selection in the June 1988 Free Agent Draft**Recommended / Signed by:** Tony John

| Year | Club | Avg. | G | AB | R | H | 2B | 3B | HR | RBI | BB | SO | SB |
|------|-------------|------|----|----|---|---|----|----|----|-----|----|----|----|
| 1988 | Great Falls | .200 | 10 | 25 | 4 | 5 | 0 | 1 | 1 | 5 | 4 | 4 | 2 |
| | Salern | .174 | 8 | 23 | 4 | 4 | 0 | 0 | 1 | 2 | 5 | 9 | 0 |

Mejia (Diaz), Roberto Antonio**INF**

Height: 5-11 Bats: R Born: 4/14/72 at Hato Mayor, DR

Weight: 160 Throws: R Residence: Hato Mayor, DR

School: Colegio Adventista, DR

How obtained: Signed as a free agent, November 21, 1988

Recommended / Signed by: Ralph Avila, Eleodoro Arias and Elvio Jimenez

| Year | Club | Avg. | G | AB | R | H | 2B | 3B | HR | RBI | BB | SO | SB |
|------|------|------|---|----|---|---|----|----|----|-----|----|----|----|
|------|------|------|---|----|---|---|----|----|----|-----|----|----|----|

(1989 will be his first professional season)

Mena, Andres Arias**RHP**

Height: 5-11 Bats: R Born: 7/4/66 at San Pedro de Macoris, DR

Weight: 180 Throws: R Residence: San Pedro de Macoris, DR

School: Ana Josefa Puello School, DR

How obtained: Signed as a free agent, November 21, 1988

Recommended / Signed by: Ralph Avila and Elvio Jimenez

| Year | Club | W-L | ERA | G | GS | CG | SHO | SV | IP | H | R | ER | BB | SO |
|------|-----------------|-------|------|----|----|----|-----|----|-------|-----|----|----|----|-----|
| 1983 | Bradenton | 1-1 | 2.10 | 14 | 1 | 0 | 0 | 0 | 25.2 | 25 | 7 | 6 | 15 | 20 |
| 1984 | Bradenton | 3-6 | 4.76 | 18 | 7 | 1 | 0 | 3 | 51.0 | 60 | 40 | 27 | 9 | 30 |
| 1985 | Bakersfield | 10-13 | 3.46 | 30 | 21 | 7 | 1 | 0 | 176.2 | 181 | 92 | 68 | 86 | 105 |
| 1986 | San Antonio | 1-8 | 5.43 | 12 | 12 | 0 | 0 | 0 | 69.2 | 73 | 48 | 42 | 28 | 34 |
| | Bakersfield | 0-7 | 7.24 | 7 | 7 | 1 | 0 | 0 | 41.0 | 60 | 38 | 33 | 16 | 31 |
| | Vero Beach | 3-3 | 3.46 | 6 | 6 | 3 | 1 | 0 | 39.0 | 36 | 17 | 15 | 22 | 23 |
| 1987 | San Antonio | 7-14 | 4.99 | 34 | 24 | 3 | 1 | 0 | 164.0 | 177 | 98 | 91 | 68 | 100 |
| 1988 | San Luis Potosi | 11-7 | 4.54 | 23 | 22 | 8 | 2 | 0 | 136.2 | 135 | 78 | 69 | 95 | 99 |

Mesa (Hernandez), Baltazar**RHP**

Height: 6-1 Bats: R Born: 1/8/69 at Azua, DR

Weight: 165 Throws: R Residence: Azua, DR

School: Santa Teresa de Jesus School, DR

How obtained: Signed as a free agent, November 21, 1988

Recommended / Signed by: Pablo Peguero and Ralph Avila

| Year | Club | W-L | ERA | G | GS | CG | SHO | SV | IP | H | R | ER | BB | SO |
|------|------|-----|-----|---|----|----|-----|----|----|---|---|----|----|----|
|------|------|-----|-----|---|----|----|-----|----|----|---|---|----|----|----|

1988 Santo Domingo (statistics unavailable)

Miller, William Paul, Jr.**INF**

Height: 5-10 Bats: R Born: 5/23/66 at Prince Georges County, MD

Weight: 165 Throws: R Residence: Tampa, FL

School: Florida Southern College

How obtained: Signed as a free agent, June 13, 1988

Recommended / Signed by: Bill Pleis

| Year | Club | Avg. | G | AB | R | H | 2B | 3B | HR | RBI | BB | SO | SB |
|------|----------|------|----|-----|----|----|----|----|----|-----|----|----|----|
| 1988 | Sarasota | .268 | 49 | 149 | 14 | 40 | 5 | 0 | 0 | 18 | 23 | 16 | 5 |

Mondesi, Raul**OF**

Height: 5-11 Bats: R Born: 3/12/71 at Cristabal, DR

Weight: 150 Throws: R Residence: Cristabal, DR

School: Liceo Manuel Maria Valencia HS, DR

How obtained: Signed as a free agent, June 6, 1988

Recommended / Signed by: Pablo Peguero and Ralph Avila

| Year | Club | Avg. | G | AB | R | H | 2B | 3B | HR | RBI | BB | SO | SB |
|------|---------------|------|----|-----|----|----|----|----|----|-----|----|----|----|
| 1988 | Santo Domingo | .222 | 36 | 117 | 21 | 26 | 10 | 1 | 2 | 44 | 23 | 36 | 4 |

Mons, Jeffery Carl**C****Height:** 5-11 **Bats:** R **Born:** 7/2/64 at Jacksonville, FL**Weight:** 190 **Throws:** R **Residence:** Jacksonville, FL**School:** Georgia Tech**How obtained:** Signed as a free agent, June 11, 1987**Recommended / Signed by:** Tommy Mixon

| Year | Club | Avg. | G | AB | R | H | 2B | 3B | HR | RBI | BB | SO | SB |
|------|-------------|------|----|-----|----|----|----|----|----|-----|----|----|----|
| 1987 | Great Falls | .283 | 33 | 113 | 18 | 32 | 9 | 1 | 1 | 25 | 16 | 24 | 0 |
| | Bakersfield | .231 | 10 | 26 | 3 | 6 | 0 | 0 | 0 | 2 | 2 | 7 | 0 |
| 1988 | Vero Beach | .235 | 70 | 217 | 20 | 51 | 5 | 0 | 0 | 20 | 20 | 45 | 0 |

Montgomery, Danny Leroy**INF****Height:** 6-2 **Bats:** S **Born:** 6/3/65 at Asheville, NC**Weight:** 175 **Throws:** R **Residence:** Asheville, NC**School:** University of North Carolina**How obtained:** Dodgers' #14 selection in the June 1986 Free Agent Draft**Recommended / Signed by:** Jim Garland

| Year | Club | Avg. | G | AB | R | H | 2B | 3B | HR | RBI | BB | SO | SB |
|------|-------------|------|----|----|---|------------------------|----|----|----|-----|----|----|----|
| 1986 | Great Falls | .215 | 19 | 65 | 8 | 14 | 1 | 1 | 0 | 6 | 6 | 20 | 5 |
| 1987 | Bakersfield | | | | | (injured—did not play) | | | | | | | |
| 1988 | Bakersfield | .156 | 31 | 77 | 5 | 12 | 1 | 0 | 0 | 2 | 7 | 28 | 2 |
| | Salem | .268 | 12 | 41 | 5 | 11 | 3 | 0 | 0 | 3 | 3 | 10 | 6 |

Mora, Juan DeLaCruz**C****Height:** 5-11 **Bats:** R **Born:** 5/3/66 at Santiago de los Caballeros, DR**Weight:** 175 **Throws:** R **Residence:** Santiago de los Caballeros, DR**School:** Escuela Secundaria Enriqueillo, DR**How obtained:** Signed as a free agent, September 1, 1984**Recommended / Signed by:** Ralph Avila and Tomas Silverio

| Year | Club | Avg. | G | AB | R | H | 2B | 3B | HR | RBI | BB | SO | SB |
|------|----------------------|------|----|-----|----|----|----|----|----|-----|----|----|----|
| 1985 | San Pedro de Macoris | .347 | 53 | 167 | 36 | 58 | 5 | 1 | 0 | 29 | 33 | 10 | 2 |
| 1986 | Sarasota | .129 | 18 | 31 | 1 | 4 | 0 | 0 | 0 | 2 | 3 | 8 | 0 |
| 1987 | Sarasota | .287 | 27 | 87 | 8 | 25 | 4 | 2 | 0 | 6 | 2 | 11 | 1 |
| | Bakersfield | .200 | 16 | 45 | 2 | 9 | 1 | 0 | 1 | 8 | 1 | 12 | 0 |
| 1988 | Salem | .233 | 64 | 223 | 26 | 52 | 7 | 4 | 2 | 35 | 12 | 47 | 2 |
| | Bakersfield | .333 | 4 | 12 | 1 | 4 | 1 | 0 | 0 | 0 | 1 | 3 | 0 |

Munoz, Jr., Jose Luis**INF****Height:** 6-2 **Bats:** L **Born:** 11/11/67 at Chicago, IL**Weight:** 190 **Throws:** L **Residence:** Yabucoa, PR**School:** Florida State University**How obtained:** Dodgers' #20 selection in the June 1987 Free Agent Draft**Recommended / Signed by:** Tommy Mixon

| Year | Club | Avg. | G | AB | R | H | 2B | 3B | HR | RBI | BB | SO | SB |
|------|-------------|------|-----|-----|----|----|----|----|----|-----|----|----|----|
| 1987 | Sarasota | .321 | 54 | 187 | 31 | 60 | 7 | 0 | 0 | 22 | 26 | 22 | 6 |
| 1988 | Bakersfield | .248 | 105 | 347 | 35 | 86 | 6 | 0 | 0 | 24 | 42 | 54 | 7 |

Nina, Robin Leonardo**LHP****Height:** 6-1 **Bats:** L **Born:** 1/18/69 at San Cristobal, DR**Weight:** 155 **Throws:** L **Residence:** San Cristobal, DR**School:** Liceo Manuel M. Bautista, DR**How obtained:** Signed as a free agent, August 27, 1986**Recommended / Signed by:** Ralph Avila and Pablo Peguero

| Year | Club | W-L | ERA | G | GS | CG | SHO | SV | IP | H | R | ER | BB | SO |
|------|------------|------|-------|----|----|----|-----|----|------|----|----|----|----|----|
| 1988 | Vero Beach | 0-0 | 18.00 | 1 | 0 | 0 | 0 | 0 | 1.0 | 3 | 2 | 2 | 0 | 1 |
| | Sarasota | 10-2 | 1.85 | 13 | 13 | 2 | 1 | 0 | 77.2 | 55 | 21 | 16 | 15 | 66 |

Noch, Douglas Lee**RHP****Height:** 6-0 **Bats:** R **Born:** 9/22/64 at Mt. Pleasant, MI**Weight:** 185 **Throws:** R **Residence:** Mt. Pleasant, MI**School:** Central Michigan University**How obtained:** Dodgers' #10 selection in the June 1987 Free Agent Draft**Recommended / Signed by:** Dale McReynolds

| Year | Club | W-L | ERA | G | GS | CG | SHO | SV | IP | H | R | ER | BB | SO |
|------|-------------|-----|------|----|----|----|-----|----|-------|----|----|----|----|----|
| 1987 | Great Falls | 5-3 | 2.30 | 14 | 11 | 3 | 2 | 0 | 78.1 | 74 | 24 | 20 | 19 | 85 |
| | Bakersfield | 1-0 | 2.63 | 3 | 2 | 1 | 0 | 0 | 13.2 | 9 | 5 | 4 | 6 | 9 |
| 1988 | Vero Beach | 7-7 | 3.27 | 19 | 18 | 4 | 2 | 1 | 118.0 | 99 | 47 | 43 | 25 | 67 |

Ortiz, Hector Montanez**C****Height:** 6-0 **Bats:** R **Born:** 10/14/69 at Rio Piedras, DR**Weight:** 175 **Throws:** R **Residence:** Canovanas, DR**School:** Rangers JC, TX**How obtained:** Dodgers' 35th round (#34 overall) selection in the June 1988 Free Agent Draft**Recommended / Signed by:** Miguel Villaran and Ruben Morales

| Year | Club | Avg. | G | AB | R | H | 2B | 3B | HR | RBI | BB | SO | SB |
|------|-------|------|----|----|---|----|----|----|----|-----|----|----|----|
| 1988 | Salem | .143 | 32 | 77 | 5 | 11 | 1 | 0 | 0 | 4 | 5 | 16 | 0 |

Ortiz, Javier Victor**OF-1B****Height:** 6-4 **Bats:** R **Born:** 1/22/63 at Boston, MA**Weight:** 220 **Throws:** R **Residence:** Hialeah, FL**School:** University of Florida**How obtained:** Traded to the Dodgers from the Texas Rangers for Scott May, December 12, 1987**Recommended / Signed by:** Kevin Kennedy

| Year | Club | Avg. | G | AB | R | H | 2B | 3B | HR | RBI | BB | SO | SB |
|------|-------------|------|----|-----|----|----|----|----|----|-----|----|----|----|
| 1988 | San Antonio | .291 | 51 | 182 | 35 | 53 | 13 | 2 | 8 | 33 | 22 | 37 | 6 |

Ortiz, Julio Alberto**RHP****Height:** 6-2 **Bats:** R **Born:** 9/17/68 at New York, NY**Weight:** 200 **Throws:** R **Residence:** Toa Baja, PR**School:** Adolfinia Irizarri de Puig HS, PR**How obtained:** Signed as a free agent, November 21, 1986**Recommended / Signed by:** Ralph Avila and Sergio Ferrer

| Year | Club | W-L | ERA | G | GS | CG | SHO | SV | IP | H | R | ER | BB | SO |
|------|----------|-----|------|----|----|----|-----|----|-------------------------|----|----|----|----|----|
| 1987 | Sarasota | 5-1 | 2.14 | 25 | 1 | 0 | 0 | 6 | 42.0 | 34 | 15 | 10 | 18 | 43 |
| 1988 | Sarasota | | | | | | | | (injured-did not pitch) | | | | | |

Parham, William Herbert II**RHP****Height:** 6-3 **Bats:** R **Born:** 9/24/66 at Kingsport, TN**Weight:** 220 **Throws:** R **Residence:** Kingsport, TN**School:** Georgia Tech University**How obtained:** Signed as a free agent, June 12, 1988**Recommended / Signed by:** Tommy Mixon

| Year | Club | W-L | ERA | G | GS | CG | SHO | SV | IP | H | R | ER | BB | SO |
|------|----------|-----|------|---|----|----|-----|----|------|----|----|----|----|----|
| 1988 | Sarasota | 1-0 | 1.98 | 9 | 0 | 0 | 0 | 0 | 13.2 | 7 | 5 | 3 | 4 | 20 |
| | Salem | 4-2 | 4.54 | 8 | 8 | 0 | 0 | 0 | 41.2 | 36 | 22 | 21 | 20 | 28 |

Pascual, Jorge**RHP**

Height: 5-11 **Bats:** R **Born:** 4/18/70 at Miami, FL
Weight: 175 **Throws:** R **Residence:** Miami, FL
School: Coral Park HS, FL
How obtained: Signed as a free agent, July 14, 1988
Recommended / Signed by: Bill Pleis and the late Regie Otero

| Year | Club | W-L | ERA | G | GS | CG | SHO | SV | IP | H | R | ER | BB | SO |
|------|----------|-----|------|---|----|----|-----|----|------|----|---|----|----|----|
| 1988 | Sarasota | 1-0 | 2.35 | 9 | 2 | 0 | 0 | 1 | 23.0 | 23 | 9 | 6 | 11 | 24 |

Pereyra, John Herman**INF**

Height: 6-2 **Bats:** R **Born:** 6/28/70 at Santiago, DR
Weight: 163 **Throws:** R **Residence:** Santiago, DR
School: Benigno Filomena de Rojas HS, DR
How obtained: Signed as a free agent, March 5, 1988
Recommended / Signed by: Ralph Avila

| Year | Club | Avg. | G | AB | R | H | 2B | 3B | HR | RBI | BB | SO | SB |
|------|---------------|------|----|----|---|----|----|----|----|-----|----|----|----|
| 1988 | Santo Domingo | .206 | 20 | 68 | 6 | 14 | 1 | 0 | 2 | 21 | 4 | 13 | 0 |

Perez, Pedro Anibal**RHP**

Height: 6-0 **Bats:** R **Born:** 4/3/69 at Haina, DR
Weight: 165 **Throws:** R **Residence:** Haina, DR
School: Max Enrique Urena HS, DR
How obtained: Signed as a free agent, April 25, 1987
Recommended / Signed by: Ralph Avila

| Year | Club | W-L | ERA | G | GS | CG | SHO | SV | IP | H | R | ER | BB | SO |
|------|---------------|-----|------|----|----|----|-----|----|------|----|----|----|----|----|
| 1988 | Santo Domingo | 6-1 | 1.11 | 19 | 1 | 0 | - | 7 | 40.2 | 33 | 10 | 5 | 20 | 16 |

Perez (Mejia), Junior Miguel**C**

Height: 5-11 **Bats:** R **Born:** 5/8/68 at Santo Domingo, DR
Weight: 175 **Throws:** R **Residence:** Moca, DR
School: Liceo Francisco Guzman Compres, DR
How obtained: Signed as a free agent, October 4, 1986
Recommended / Signed by: Ralph Avila and Eleodoro Arias

| Year | Club | Avg. | G | AB | R | H | 2B | 3B | HR | RBI | BB | SO | SB |
|------|---------------|------|----|-----|----|----|----|----|----|-----|----|----|----|
| 1988 | Santo Domingo | .194 | 40 | 103 | 13 | 20 | 4 | 0 | 0 | 24 | 19 | 5 | 1 |

Piazza, Michael Joseph**C-INF**

Height: 6-3 **Bats:** R **Born:** 9/4/68 at Norristown, PA
Weight: 200 **Throws:** R **Residence:** Valley Forge, PA
School: Miami Dade North Community College, FL
How obtained: Dodgers' 62nd round (#61 overall) selection in the June 1988 Free Agent Draft
Recommended / Signed by: Bill Pleis

| Year | Club | Avg. | G | AB | R | H | 2B | 3B | HR | RBI | BB | SO | SB |
|------|------|------|---|----|---|---|----|----|----|-----|----|----|----|
|------|------|------|---|----|---|---|----|----|----|-----|----|----|----|

(1989 will be his first professional season)

Piscetta, Robert Anthony**RHP**

Height: 6-4 **Bats:** R **Born:** 11/16/65 at Bronxville, NY
Weight: 214 **Throws:** R **Residence:** New Milford, CT
School: College of Wooster, OH
How obtained: Dodgers' #27 selection in the June 1987 Free Agent Draft
Recommended / Signed by: Don LeJohn

| Year | Club | W-L | ERA | G | GS | CG | SHO | SV | IP | H | R | ER | BB | SO |
|------|-------------|-----|------|----|----|----|-----|----|------|----|----|----|----|----|
| 1987 | Great Falls | 1-2 | 6.20 | 10 | 3 | 0 | 0 | 0 | 20.1 | 24 | 16 | 14 | 12 | 18 |
| 1988 | Salem | 2-4 | 2.68 | 20 | 1 | 0 | 0 | 4 | 57.0 | 47 | 19 | 17 | 29 | 55 |

Pitz, Michael William**RHP****Height:** 6-0 **Bats:** R **Born:** 6/13/65 at Roseville, CA**Weight:** 170 **Throws:** R **Residence:** Colfax, CA**School:** University of the Pacific**How obtained:** Dodgers' #4 selection in the June 1986 Free Agent Draft**Recommended / Signed by:** Tim Johnson

| Year | Club | W-L | ERA | G | GS | CG | SHO | SV | IP | H | R | ER | BB | SO |
|------|-------------|------|------|----|----|----|-----|----|-------|-----|----|----|----|-----|
| 1986 | Great Falls | 4-5 | 3.67 | 14 | 14 | 3 | 2 | 0 | 88.1 | 81 | 47 | 36 | 21 | 111 |
| 1987 | Bakersfield | 17-6 | 3.11 | 30 | 29 | 8 | 1 | 0 | 205.1 | 198 | 92 | 71 | 52 | 141 |
| 1988 | San Antonio | 3-8 | 4.80 | 19 | 19 | 2 | 0 | 0 | 122.0 | 142 | 71 | 65 | 21 | 79 |

Ray, William Jay III**RHP****Height:** 5-10 **Bats:** R **Born:** 9/11/62 at Nashville, TN**Weight:** 170 **Throws:** R **Residence:** Franklin, TN**School:** University of Kentucky**How obtained:** Dodgers' 15th round (#16 overall) selection in the June 1985 Free Agent Draft**Recommended / Signed by:** Carl Loewenstine

| Year | Club | W-L | ERA | G | GS | CG | SHO | SV | IP | H | R | ER | BB | SO |
|------|-------------|------|------|----|----|----|-----|----|-------|-----|----|----|----|-----|
| 1985 | Great Falls | 8-2 | 2.55 | 14 | 14 | 4 | 0 | 0 | 99.0 | 89 | 43 | 28 | 23 | 80 |
| 1986 | Bakersfield | 2-13 | 3.54 | 42 | 8 | 0 | 0 | 6 | 139.2 | 140 | 65 | 55 | 47 | 125 |
| 1987 | Bakersfield | 3-5 | 4.00 | 21 | 0 | 0 | 0 | 4 | 27.0 | 29 | 13 | 12 | 8 | 29 |
| 1988 | Vero Beach | 5-9 | 2.61 | 46 | 0 | 0 | 0 | 11 | 76.0 | 63 | 25 | 22 | 32 | 58 |

Rijo (Brito), Rafael Antonio**C****Height:** 6-2 **Bats:** R **Born:** 9/19/69 at La Romana, DR**Weight:** 170 **Throws:** R **Residence:** La Romana, DR**School:** Liceo Secundario Santo Rosa, DR**How obtained:** Signed as a free agent, September 20, 1986**Recommended / Signed by:** Ralph Avila and Elvio Jimenez

| Year | Club | Avg. | G | AB | R | H | 2B | 3B | HR | RBI | BB | SO | SB |
|------|----------|------|----|-----|----|----|----|----|----|-----|----|----|----|
| 1988 | Sarasota | .262 | 59 | 172 | 23 | 45 | 5 | 0 | 0 | 13 | 5 | 36 | 13 |

Robinson, Napoleon Theodore**RHP****Height:** 6-4 **Bats:** R **Born:** 1/26/66 at Brooklyn, NY**Weight:** 175 **Throws:** R **Residence:** Columbus, GA**School:** Columbus College, GA**How obtained:** Dodgers' 34th round (#33 overall) selection in the June 1988 Free Agent Draft**Recommended / Signed by:** Tommy Mixon

| Year | Club | W-L | ERA | G | GS | CG | SHO | SV | IP | H | R | ER | BB | SO |
|------|----------|-----|------|----|----|----|-----|----|------|----|----|----|----|----|
| 1988 | Sarasota | 0-2 | 1.36 | 24 | 1 | 0 | 0 | 9 | 39.2 | 32 | 10 | 6 | 11 | 49 |

Rodriguez (Cedeno), Pedro Noe**RHP****Height:** 6-1 **Bats:** R **Born:** 11/26/67 at Hilgueral de Romana, DR**Weight:** 180 **Throws:** R **Residence:** Central Romana, DR**School:** Liceo Paraguay HS, DR**How obtained:** Signed as a free agent, August 20, 1986**Recommended / Signed by:** Ralph Avila and Elvio Jimenez

| Year | Club | W-L | ERA | G | GS | CG | SHO | SV | IP | H | R | ER | BB | SO |
|------|---------------|-----|------|----|----|----|-----|----|------|----|----|----|----|----|
| 1988 | Santo Domingo | 5-2 | 4.40 | 14 | 0 | 1 | - | 1 | 49.1 | 46 | 29 | 24 | 25 | 28 |

Tatis, (Almonte), Fausto Antonio **RHP**

Height: 5-11 Bats: R Born: 11/3/70 at Santiago, DR
 Weight: 160 Throws: R Residence: Santiago de Los Caballeros, DR
 School: Escuela Los Almacigos HS, DR
 How obtained: Signed as a free agent, June 6, 1988
 Recommended / Signed by: Eleodoro Arias, Elvio Jimenez and Ralph Avila

| Year | Club | W-L | ERA | G | GS | CG | SHO | SV | IP | H | R | ER | BB | SO |
|------|---------------|-----|------|---|----|----|-----|----|------|----|----|----|----|----|
| 1988 | Santo Domingo | 3-1 | 3.25 | 7 | 5 | 0 | - | 1 | 36.0 | 34 | 17 | 13 | 15 | 37 |

Tavarez, Hector Ramon **INF**

Height: 5-11 Bats: S Born: 12/11/60 at San Francisco de Macoris, DR
 Weight: 163 Throws: R Residence: Haina, DR
 School: Colegio San Marcos HS, DR
 How obtained: Signed as a free agent, January 16, 1988
 Recommended / Signed by: Ralph Avila and Pablo Peguero

| Year | Club | Avg. | G | AB | R | H | 2B | 3B | HR | RBI | BB | SO | SB |
|------|---------------|------|----|----|---|----|----|----|----|-----|----|----|----|
| 1988 | Santo Domingo | .204 | 28 | 93 | 9 | 19 | 3 | 0 | 0 | 28 | 19 | 21 | 4 |

Taveras (Portes), Ramon De Jesus **RHP**

Height: 5-10 Bats: R Born: 1/24/69 at Moca, DR
 Weight: 160 Throws: R Residence: Moca, DR
 School: Domingo Faustino Sarmiento HS, DR
 How obtained: Signed as a free agent, July 30, 1987
 Recommended / Signed by: Ralph Avila

| Year | Club | W-L | ERA | G | GS | CG | SHO | SV | IP | H | R | ER | BB | SO |
|------|----------|-----|------|----|----|----|-----|----|------|----|----|----|----|----|
| 1988 | Sarasota | 4-3 | 2.37 | 10 | 10 | 1 | 1 | 0 | 49.1 | 39 | 16 | 13 | 23 | 41 |

Traxler, Brian Lee **INF**

Height: 5-10 Bats: L Born: 9/26/67 at Waukegan, IL
 Weight: 200 Throws: L Residence: Waukegan, IL
 School: University Of New Orleans
 How obtained: Dodgers' 16th round (#15 overall) selection in the June 1988
 Free Agent Draft
 Recommended / Signed by: Tony John

| Year | Club | Avg. | G | AB | R | H | 2B | 3B | HR | RBI | BB | SO | SB |
|------|------------|------|----|-----|----|----|----|----|----|-----|----|----|----|
| 1988 | Vero Beach | .292 | 72 | 260 | 30 | 76 | 14 | 0 | 2 | 34 | 30 | 35 | 1 |

Troncoso, Nolberto **INF-OF**

Height: 6-1 Bats: R Born: 2/14/70 at Nizao, DR
 Weight: 160 Throws: R Residence: Juan Baron, DR
 School: Liceo Pedro Borbon HS, DR
 How obtained: Signed as a free agent, November 12, 1987
 Recommended / Signed by: Luis Montalvo and Ralph Avila

| Year | Club | Avg. | G | AB | R | H | 2B | 3B | HR | RBI | BB | SO | SB |
|------|---------------|------|----|-----|----|----|----|----|----|-----|----|----|----|
| 1988 | Santo Domingo | .295 | 36 | 105 | 16 | 31 | 4 | 1 | 0 | 37 | 23 | 14 | 11 |

Valdez (Sosa), Jose Francisco **C-INF**

Height: 5-11 Bats: R Born: 5/4/69 at Santo Domingo, DR
 Weight: 175 Throws: R Residence: Santo Domingo, DR
 School: Liceo Antonio Duverge HS, DR
 How obtained: Signed as a free agent, November 12, 1987
 Recommended / Signed by: Ralph Avila

| Year | Club | Avg. | G | AB | R | H | 2B | 3B | HR | RBI | BB | SO | SB |
|------|---------------|------|----|-----|----|----|----|----|----|-----|----|----|----|
| 1988 | Santo Domingo | .374 | 40 | 123 | 23 | 46 | 10 | 1 | 1 | 61 | 32 | 10 | 0 |

Vasquez, Russell Lionel**INF**

Height: 6-2 **Bats:** R **Born:** 4/3/69 at La Guira, VN
Weight: 187 **Throws:** R **Residence:** La Guira, VN
School: Jose Maria Espana HS, DR
How obtained: Signed as a free agent, August 21, 1987
Recommended / Signed by: Flores Bolivar and Ralph Avila

| Year | Club | Avg. | G | AB | R | H | 2B | 3B | HR | RBI | BB | SO | SB |
|------|---------------|------|----|-----|----|----|----|----|----|-----|----|----|----|
| 1988 | Santo Domingo | .305 | 38 | 141 | 21 | 43 | 7 | 1 | 0 | 52 | 26 | 14 | 1 |

Wanish, John Matthew**RHP**

Height: 6-3 **Bats:** R **Born:** 11/21/66 at Milwaukee, WI
Weight: 180 **Throws:** R **Residence:** Palm Harbor, FL
School: Florida State University
How obtained: Dodgers' #16 selection in the June 1987 Free Agent Draft
Recommended / Signed by: Tommy Mixon

| Year | Club | W-L | ERA | G | GS | CG | SHO | SV | IP | H | R | ER | BB | SO |
|------|-------------|-----|------|----|----|----|-----|----|------|----|----|----|----|----|
| 1987 | Great Falls | 2-7 | 3.94 | 15 | 7 | 1 | 0 | 0 | 48.0 | 37 | 35 | 21 | 32 | 41 |
| 1988 | Bakersfield | 0-0 | 4.50 | 9 | 0 | 0 | 0 | 0 | 14.0 | 12 | 10 | 7 | 10 | 19 |
| | Salem | 5-3 | 4.03 | 19 | 11 | 0 | 0 | 1 | 76.0 | 71 | 40 | 34 | 41 | 92 |

White, Derrick Lamar (K.G.)**OF**

Height: 5-10 **Bats:** R **Born:** 1/15/66 at Douglas, GA
Weight: 180 **Throws:** R **Residence:** Douglas, GA
School: Georgia Institute of Technology
How obtained: Dodgers' #39th round (#38 overall) selection in the June 1988 Free Agent Draft
Recommended / Signed by: Tommy Mixon

| Year | Club | Avg. | G | AB | R | H | 2B | 3B | HR | RBI | BB | SO | SB |
|------|-------------|------|----|-----|----|----|----|----|----|-----|----|----|----|
| 1988 | Great Falls | .167 | 2 | 6 | 0 | 1 | 0 | 0 | 0 | 1 | 0 | 0 | 0 |
| | Bakersfield | .224 | 48 | 165 | 23 | 37 | 8 | 0 | 4 | 21 | 18 | 39 | 5 |

Zeinert, Bradley Jay**LHP**

Height: 6-2 **Bats:** R **Born:** 8/18/65 at Menominee, WI
Weight: 195 **Throws:** L **Residence:** Tigerton, WI
School: University of Wisconsin
How obtained: Dodgers' #1 selection in the January 1985 Free Agent Draft
Recommended / Signed by: Dale McReynolds

| Year | Club | W-L | ERA | G | GS | CG | SHO | SV | IP | H | R | ER | BB | SO |
|------|-------------|-----|------|----|----|----|-----|----|-------------------------|----|---|----|----|----|
| 1985 | Great Falls | 0-1 | 6.00 | 1 | 1 | 0 | 0 | 0 | 3 | 6 | 6 | 2 | 4 | 2 |
| 1986 | Great Falls | | | | | | | | (injured—did not pitch) | | | | | |
| 1987 | Sarasota | 4-0 | 1.25 | 22 | 0 | 0 | 0 | 5 | 43.1 | 34 | 8 | 6 | 18 | 32 |
| 1988 | San Antonio | | | | | | | | (injured—did not pitch) | | | | | |

DODGERS FIRST-ROUND DRAFT CHOICES IN JUNE

| Year | Player | Position | Year | Player | Position |
|------|-----------------------------------------------------------------|----------|------|-----------------------------------------------------------------|----------|
| 1965 | John Wyatt | INF | 1979 | Steve Howe | P |
| 1966 | Larry Hutton | P | | (Pittsburgh's choice via free agent signing of Lee Lacy) | |
| 1967 | Don Denbow | INF | | Steve Perry | |
| 1968 | Bobby Valentine | OF | | (New York Yankees' choice via free agent signing of Tommy John) | |
| 1969 | Terry McDermott | C | 1980 | Ross Jones | INF |
| 1970 | Jim Haller | P | 1981 | Dave Anderson | INF |
| 1971 | Rick Rhoden | P | 1982 | Franklin Stubbs | INF |
| 1972 | John Harbin | INF | 1983 | Erik Sonberg | P |
| 1973 | Ted Farr | C | 1984 | Dennis Livingston | P |
| 1974 | Rick Sutcliffe | P | 1985 | Chris Gwynn | OF |
| 1975 | Mark Bradley | INF | 1986 | Thomas White | OF |
| 1976 | Mike Scioscia | C | 1987 | Dan Opperman | P |
| 1977 | Bob Welch | P | 1988 | Bill Bene | P |
| 1978 | None (Pittsburgh chose via free agent signing of Terry Forster) | | | | |

DODGER STADIUM



DODGER MANAGEMENT STAFF



PETER O'MALLEY
President

Peter O'Malley begins his 20th year as president of the Los Angeles Dodgers in 1989. The season marks the 40th year of the O'Malley family's ownership of the club, the longest active ownership in baseball. The late Walter O'Malley served as president of the Dodgers for 20 years and his son, Peter O'Malley, was appointed president in March, 1970. During his tenure as president, the Dodgers have enjoyed tremendous success, including two World Championships, five League Championships and seven Divisional Titles. He supports amateur and professional baseball in the United States and abroad, with involvements in Japan, China, Mexico and the Dominican Republic, among others. O'Malley is also a member of the Board of Directors of the Los Angeles Chamber of Commerce, a member of the Performing Arts Council of the Los Angeles Music Center, a director of the Los Angeles World Affairs Council, a trustee emeritus of Phi Gamma Delta Educational Foundation, a trustee of the Little League Baseball Foundation, a trustee of the Los Angeles Police Memorial Foundation, a director of the Jackie Robinson Foundation and a member of the Board of Directors of the Los Angeles-Guangzhou (China) Sister City Association. O'Malley began working full time in the Dodger organization in January, 1962, when he was named director of Dodgertown, the Dodgers' spring training camp in Vero Beach, FL. In January,

1965, O'Malley was appointed president and general manager of the Spokane Indians, the Dodgers' triple A farm club in the Pacific Coast League. O'Malley came to Los Angeles in January, 1967, when he was named vice-president in charge of stadium operations. Two years later, he was appointed executive vice-president. O'Malley attended LaSalle Military Academy in Oakdale, NY, and majored in business law at the Wharton School of Business and Finance at the University of Pennsylvania, graduating with a Bachelor of Science degree in Economics in 1960.



FRED CLAIRE
*Executive Vice-President,
Player Personnel*

The 1988 season proved to be a banner year for Executive Vice-President, Player Personnel Fred Claire and the Dodgers. The team he assembled became World Champions, thus earning Claire The Sporting News Executive of the Year award. Claire became the fifth Dodger executive in history to win this honor, joining Larry MacPhail (1939), Branch Rickey (1947), Walter O'Malley (1955) and Buzzie Bavasi (1959). Claire also captured the N.L. Baseball America Executive of the Year and UPI Co-Executive of the Year awards. Claire's work did not stop with the world title. After the 1988 season ended, Claire traded for Eddie Murray and signed free agent Willie Randolph. Mid-season trades in 1988 brought John Tudor and Ricky Horton to Los Angeles. During and after the 1987 season Tim Belcher, Alfredo

Griffin, Jay Howell, Mike Sharper, Mike Davis and John Shelby joined the Dodgers. Claire also signed free agents Rick Dempsey, Kirk Gibson and Mickey Hatcher. Appointed Executive Vice President of the Dodgers in October, 1982, Claire added the player personnel responsibilities on April 8, 1987. Prior to assuming the player personnel duties, Claire was responsible for the day-to-day operation of the team. He is the first executive vice-president of the Dodgers since Peter O'Malley served in that capacity during the 1969 season and in 1970. Claire has been with the Dodgers since July, 1969, when he joined the team as director of publicity. He was appointed vice-president, public relations and promotions in February, 1975. In the period Claire directed the Dodgers' public relations and marketing departments, the team received the Diogenes Award for ethics in marketing by the Sales and Marketing Executives Assn. of Los Angeles and also was saluted for achievements in marketing by Major League Baseball and by the Advertising Club of Los Angeles. Claire received the Robert O. Fishel Award in 1986, an award presented annually to a Major League Baseball executive for public relations excellence. Prior to joining the Dodgers, Claire spent 12 years in the newspaper field as a sports editor, columnist and baseball writer with the Long Beach Independent Press Telegram, the Pomona Progress Bulletin and the Whittier News. Claire graduated from San Jose State College in 1957 with a Bachelor of Arts degree in Journalism. He also holds an Associate of Arts degree from Mt. San Antonio College and has been honored by the college as an outstanding alumnus. Claire attended El Camino College and in January, 1989 was named the college's first alumnus of the year. Claire has served Major League Baseball as a member of the board of directors of the Promotion Corporation and also as a member of the broadcast advisory group.



TOMMY HAWKINS
Vice-President, Communications

Tommy Hawkins begins his second year overseeing the community services, marketing, publicity and publications departments. A former public relations executive, television-radio sportscaster, talk show host and 10-year player in the National Basketball Association, Hawkins was named Dodgers' Vice-President, Communications on Oct. 28, 1987. Prior to his appointment, he was co-host of the "Mid-Morning Los Angeles" television show with Stephanie Edwards on KHJ-TV. Before that, Hawkins was a sports director for KABC Radio for 15 years, spent four years as host of KHJ-TV's "The Morning Show," two years as host of KABC-TV's "Daybreak L.A." show and four years as a sportscaster for KNBC-TV. A two-time basketball All-America and captain at the University of Notre Dame in 1958-59, Hawkins went on to play four years with the Cincinnati Royals and six with the Los Angeles Lakers prior to his retirement in 1969. He served as the Lakers' player representative from 1967-69 and was a member of the NBA players' labor negotiation team. He is a founder and president of Athletes for a Better America, a community service project of professional and college athletes, and is a member of the Board of Directors of the L.A. Sports Council. He has also worked with youth as chairman of the Youth Activities Division of the Greater Los Angeles Urban Coalition, as executive member of the Los Angeles Recreation and Park's department advisory board and a field representative for the President's

Council on Physical Fitness and Sports. Hawkins earned a B.A. in Sociology from Notre Dame and was a professor at Long Beach State in 1972-73, teaching "Mass Media and the History of the Black Athlete." He was a partner in Beverly Hills public relations and advertising firm Bishop, Hawkins & Associates from 1967-69. He has earned several awards, including a Golden Mike for his contribution to KNBC's 5 o'clock news team and was named to "Who's Who in America" in 1972-75. The Chicago native was inducted as a charter member in the state of Illinois basketball Hall of Fame in 1973.



MERRITT WILLEY

Vice-President, Marketing

Merritt Willey has been the Dodgers' Vice-President, Marketing since Sept. 1, 1972. Prior to joining the Dodgers, Willey accumulated 26 years experience as an advertising, marketing and broadcasting executive. Willey previously held the position of vice-president of Guild, Bascom and Bonfigli of San Francisco; vice president-manager of D'Arcy Advertising Co. in Los Angeles; vice-president, public affairs, marketing and research, Lotus Theatre Corp. in Los Angeles and vice-president, general manager of radio station KWKW in Los Angeles.



BOB GRAZIANO

Vice-President, Finance

Joined Dodgers on Jan. 1, 1986, as director of financial projects. Promoted to Vice-President, finance on Oct. 28, 1987 to oversee Dodgers' accounting, data processing, human resources, stadium operation and ticket departments. Served as manager, financial services for WTC Air Freight in 1984-85. Was accounting supervisor and ticket manager for Los Angeles Olympic Organizing Committee in 1984. Was supervising senior accountant with Arthur Young Company from 1980-84. Graduated from USC summa cum laude in June, 1980, earning Bachelor of Science degree in accounting.

Continued . . .

DODGER MANAGEMENT STAFF (continued)**CHARLIE BLANEY,**

Director, Minor League Operations, has served 22 years with the Dodgers, eight as general manager at Class A, AA and AAA levels and 13 as managing director of Dodgertown, prior to his current appointment in October, 1987.

ROY CAMPANELLA,

Community Relations, rejoined his batterymate, Don Newcombe, on the Dodgers Community Services team in November, 1978. He is the only Dodger in history to win the Most Valuable Player award more than once, winning in 1951, 1953 and 1955. Campanella was elected to the Hall of Fame in 1969. He was the Dodgers' starting catcher from 1949-57, compiling a major league average of .276 with 242 career home runs. He is a member of the board of directors of the Baseball Hall of Fame and a member of Old Timers Voting Committee for Baseball Hall of Fame. He received the degree of Doctor of Humane Letters from Long Island University, Nov. 2, 1986.

BILL DeLURY,

Traveling Secretary, broke in with the Dodgers in 1950. Upon graduation from St. Leonard Academy, DeLury began work as an office boy. He moved up to work in the minor league department after the service called him in 1956 and upon his discharge in 1959. DeLury joined the ticket office staff in 1964. In 1979, he was named the Dodgers' traveling secretary. He coordinates team travel and hotels for the Dodgers.

SANTIAGO FERNANDEZ,

Assistant Secretary and General Counsel, joined the Dodgers in 1984, after working as an associate with the law firm of Latham & Watkins since 1980. Fernandez graduated magna cum laude from UCLA in 1976, with a Bachelor of Arts degree in Sociology and Political Science. He received his Juris Doctor in 1980 from the University of California, Hastings College of Law and was elected to the Order of the Coif. He is an active member of the California State Bar, the American Bar Association and the L.A. County Bar Association.

KEN HASEMANN,

Controller, came to the Dodgers in March, 1962 after working as senior accountant for Peat, Marwick, Mitchell and Company. He was named to his present position in January, 1967. Hasemann received his B.S. degree at Bradley University.

IKE IKUHARA,

Assistant to the President, has been a member of the Dodgers' organization since 1965. Before being named to his present position in Jan., 1982, Ikuhara worked in the minor league, scouting, accounting, ticket, concession and public relations departments. He ob-

tained a Bachelor of Science degree in 1959 from Waseda University in Tokyo, Japan and also majored in law. Ikuhara has written two books, both of which were published in Japan. The title of his first book is "A Real Pro-Becoming a Major Leaguer" and his recent work is titled "Dodger Way-A Winning Tradition."

PAUL KALIL,

Assistant Director, Marketing and Promotions, was named to his present position in Jan. 1989. He began in the publicity department in May, 1982. Following that season, he was named to produce Dodger Diamond Vision, while also handling radio and television advertising and marketing collateral. Kalil annually produces and directs the video board shows at the Super Bowl for the NFL. He graduated from USC in 1982.

JAY LUCAS,

Assistant Director of Publicity, joined the Dodgers in July of 1988. Lucas assists Mike Williams with day-to-day publicity responsibilities. He served as Director of Media Relations/Athletics for five years at UC Santa Barbara. Lucas was a Public Relations Assistant for three years with the Los Angeles Lakers and served as an assistant for the California Angels in 1982. Lucas graduated from Chico State in 1981.

MIKE MULARKY,

Director, Data Processing, joined the Dodgers in Aug., 1982 as a systems analyst, was promoted to data processing manager, and was named to his current position in Oct. 1987. He has been active in teaching data processing at Los Angeles Mission College. Mularky earned his B.S. degree from Cal State Northridge.

WALTER NASH,

Director, Ticket Department and Stadium Club, joined the Dodger organization in 1962 as internal auditor and became director of the ticket department in 1964. He worked as an auditor for Travelers Insurance (1952-62). Nash is a graduate of Rider College with a B.A. degree in accounting. He is a member of the Lions Club of Los Angeles.

DON NEWCOMBE,

Director, Community Relations, is actively involved in the minority communities for the Dodgers. Newcombe, who also speaks on alcoholism across the United States, was baseball's first winner of the Cy Young Award in 1956 and also was selected the National League's Most Valuable Player that season. He won 149 games during his 10 years in the majors - eight with the Dodgers. Newcombe was named N.L. Rookie of the Year in 1949 when he was 17-8. He joined the Dodger front office in 1970.

TERRY REYNOLDS,

Assistant Director, Scouting, has been in his current position since Sept., 1988. He is a graduate of the University of Wisconsin-Whitewater and he has a master's degree from Siena Heights (MI) College and Ohio University. Reynolds joined the Dodgers in 1978 as an administrative assistant at Albuquerque. He moved to the Astros' Daytona Beach club in 1979 and re-joined the Dodgers in 1980, as general manager of their new Vero Beach team. He was named Director of Dodgerstown in 1987.

BRENT SHYER,

Director, Publications and Broadcasting Coordinator, joined the Dodgers in Feb., 1988, after serving as sports information director at Cal Poly Pomona for nine years. He graduated from CPP magna cum laude in 1979. Shyer served as publicity director for Olympic baseball at Dodger Stadium in 1984. He is responsible for Dodgers Magazine, Dodgers Yearbook, Line Drives, Alumni News and co-edits the media guide with the publicity department.

BOB SMITH,

Director, Stadium Operations, joined the Dodgers in 1962 working in stadium operations for Allied Consolidated Services. He was named to head up Dodger operations in 1968. Formerly from Tennessee, Smith oversees the entire 300 acres of beautiful Dodger Stadium.

BARRY STOCKHAMER,

Director, Marketing and Promotions, has been with the Dodgers since May, 1969. He directs sales/marketing efforts, pro-

motional activities, community services and special events at the Stadium. A graduate of UC Irvine.

IRENE TANJI,

Director, Human Resources and Administration, has been with the Dodgers since April 1958. She was responsible for player and front office payroll until Nov. 1987 when she was named to her present position. Currently, she manages personnel functions and administers employee benefit plans for front office and field personnel. Graduate of Woodbury College.

BEN WADE,

Director, Scouting, has spent 30 years in the Dodger organization. He played for the Dodgers for six years and then turned to scouting for 10 years before earning the promotion to scouting director in 1973. Wade scouted for the New York Mets prior to joining the Dodgers. He spent 20 years in professional baseball, four in the majors. In one of Wade's major league wins in 1952, he hit two home runs off Warren Spahn.

MIKE WILLIAMS,

Director, Publicity, is in his second season with the Dodgers. Williams served as director of marketing, sales promotion manager and marketing analyst seven years with the Los Angeles Turf Club, Inc. Williams was a NCAA Division III baseball All-America at Claremont (CA) Men's College and team captain in 1980 and 1981. In 1987, he led a youth baseball team to an international tournament in the People's Republic of China.

DODGER STADIUM INFORMATION

The 1989 season will mark the 28th year in beautiful Dodger Stadium for the Los Angeles Dodgers. It all began on April 10, 1962 when the Dodgers opened the Dodger Stadium gates. Unfortunately they lost on Opening Day, 6-3, to the Cincinnati Reds.

During the past 27 years, more than 70 million fans have watched games at Dodger Stadium, an average of nearly 2.6 million. The Dodgers spent their first four seasons in Los Angeles at Memorial Coliseum, where they attracted 7,974,738 fans, an average of 1,993,685. In their 31 years in Los Angeles, the Dodgers have drawn 78,128,728 fans, an average of 2,520,282.

A total of 2,755,184 fans viewed games at Dodger Stadium in the inaugural 1962 season.

When the Dodgers drew 3,347,845 fans in 1978, they became the first team ever to hit the three million mark. The Dodgers did it a second time in 1980 as they attracted 3,249,287 fans and then set the all-time Major League season attendance mark in 1982 as they recorded a total of 3,608,881. They also hit three million in 1983 as they attracted 3,510,313 fans, in 1984 at 3,134,824, in 1985 at 3,264,593 and in 1986 at 3,023,208.

The Dodgers reached the one million mark on their 22nd date, May 31, 1981, a Major League record for the earliest date, breaking the record of 25 dates they set

in 1978. The Dodgers established two new Major League marks in 1982 as they hit the two million mark in 46 dates (July 24) and the three million mark in 67 dates (Sept. 5), the earliest dates ever.

The two million barrier has been eclipsed 24 times by the Los Angeles Dodgers, including the last 16 years.

For their 10th anniversary in Dodger Stadium, the Dodgers saluted two key figures in the construction of Dodger Stadium before their first home game in 1971. Captain Emil Praeger designed Dodger Stadium and Jack Yount was the vice president and general manager of Vinnelli, which handled the giant construction job.

Dodger Stadium was the home of the 1984 Olympic Games baseball competition. At the time, it marked baseball's greatest involvement in the Olympics, as eight teams competed in a tournament with Japan winning the gold medal, the United States the silver and Chinese Taipei the bronze.

Pope Paul II celebrated a mass at Dodger Stadium on Sept. 16, 1987.

Dodger Stadium is baseball's only privately-financed stadium since the construction of Yankee Stadium in 1923.

There is seating for 56,000 and parking for 16,000 autos on 21 terraced lots adjacent to and at about the same elevations as the five different seating levels on the 300-acre site.

Making Chavez Ravine a difficult construction site was a network of washes, gullies and gulches interlaced with hills and twisting roads. Elevations in the ravine ranged from 400 to 700 feet above sea level. To compensate for this rough terrain, more than 8,000,000 cubic yards of earth were moved to reshape the area.

Some 21,000 precast concrete units weighing up to 32 tons, were lifted into the stadium's structural framework.

By employing the cantilever theory, every seat in the column-free stadium affords the spectator a completely unobstructed view of the symmetrical playing field.

With seven front rows and no grandstand deeper than 20-plus rows, fans are presented an excellent opportunity to view the action.

The various levels are color coordinated (yellow, orange, blue and red) to correspond with the terraced parking levels. A below-ground level provides a "player's eye view" from dugout box seats.

Two electronic installations – the scoreboard in right field and the Dodger Diamond Vision full-color display in left field – add to the entertainment at the stadium.

All this makes Dodger Stadium perhaps the most attractive facility in baseball to fans and players alike.

DODGER STADIUM FENCES

Height of Fence - 8 feet

Left Field - 330 feet

(101 meters)

Left Center Field - 385 feet

(117 meters)

Center Field - 395 feet

(120 meters)

Right Center Field - 385 feet

(117 Meters)

Right Field - 330 feet

(101 meters)

DODGER DIAMOND VISION

Dodger Diamond Vision was the first full-color matrix board in the world, making its debut at the All-Star Game at Dodger Stadium on July 8, 1980. The system, built by Mitsubishi Electric Corporation of Japan, operates on the same principle as a home color television set. A broadcast-quality video control room located in the press box operates the video board. Three cameras and a video control room are used to show replays and highlights of game action, produce original entertainment material and generate statistical information and news about the Dodgers and other teams around the majors. The Diamond Vision screen is 35 feet wide by 25 feet high and consists of 38,000 red, green and blue lights, which draw only two watts per tube (1/10th of a comparable incandescent lamp).

1988 HOME ATTENDANCE

| No. Dates | Date* | Day | Opponent | No. Games | Attendance | Series | Season |
|--------------|---------|--------|---------------|--------------|------------|---------|-----------|
| 1 | 4-4 D | Mon. | San Francisco | 1 | 48,484 | | 48,484 |
| 2 | 4-5 | Tues. | San Francisco | 2 | 37,472 | 85,956 | 85,956 |
| 3 | 4-15 | Fri. | Atlanta | 3 | 41,222 | | 127,178 |
| 4 | 4-16 D | Sat. | Atlanta | 4 | 27,114 | | 154,292 |
| 5 | 4-17 D | Sun. | Atlanta | 5 | 46,484 | 114,820 | 200,776 |
| 6 | 4-18 | Mon. | San Diego | 6 | 24,357 | 24,357 | 225,133 |
| 7 | 4-26 | Tues. | Chicago | 7 | 34,279 | | 259,412 |
| 8 | 4-27 | Wed. | Chicago | 8 | 29,462 | | 288,874 |
| 9 | 4-28 | Thurs. | Chicago | 9 | 29,509 | 93,250 | 318,383 |
| 10 | 4-29 | Fri. | St. Louis | 10 | 44,301 | | 362,684 |
| 11 | 4-30 | Sat. | St. Louis | 11 | 47,425 | | 410,109 |
| 12 | 5-1 D | Sun. | St. Louis | 12 | 46,176 | 137,902 | 456,285 |
| 13 | 5-2 | Mon. | Pittsburgh | 13 | 26,821 | | 483,106 |
| 14 | 5-3 | Tues. | Pittsburgh | 14 | 26,943 | | 510,049 |
| 15 | 5-4 | Wed. | Pittsburgh | 15 | 30,423 | 84,187 | 540,472 |
| 16 | 5-13 | Fri. | Philadelphia | 16 | 38,015 | | 578,487 |
| 17 | 5-14 | Sat. | Philadelphia | 17 | 47,379 | | 625,866 |
| 18 | 5-15 D | Sun. | Philadelphia | 18 | 41,045 | 126,439 | 666,911 |
| 19 | 5-17 | Tues. | Montreal | 19 | 34,309 | | 701,220 |
| 20 | 5-18 | Wed. | Montreal | 20 | 27,775 | | 728,995 |
| 21 | 5-19 | Thurs. | Montreal | 21 | 25,283 | 87,367 | 754,278 |
| 22 | 5-20 | Fri. | New York | 22 | 44,867 | | 799,145 |
| 23 | 5-21 | Sat. | New York | 23 | 47,017 | | 846,162 |
| 24 | 5-22 D | Sun. | New York | 24 | 44,826 | 135,860 | 890,988 |
| 25 | 6-3 | Fri. | Cincinnati | 25 | 45,242 | | 936,230 |
| 26 | 6-4 D | Sat. | Cincinnati | 26 | 32,550 | | 968,780 |
| 27 | 6-5 D | Sun. | Cincinnati | 27 | 38,982 | 116,774 | 1,007,762 |
| 28 | 6-6 | Mon. | Houston | 28 | 19,327 | | 1,027,089 |
| 29 | 6-7 | Tues. | Houston | 29 | 25,509 | | 1,052,598 |
| 30 | 6-8 | Wed. | Houston | 30 | 33,737 | | 1,086,335 |
| 31 | 6-9 D | Thurs. | Houston | 31 | 25,959 | 104,532 | 1,112,294 |
| 32 | 6-17 DD | Fri. | San Diego | 32-33 | 33,649 | | 1,145,943 |
| 33 | 6-18 D | Sat. | San Diego | 34 | 37,743 | | 1,183,686 |
| 34 | 6-19 DD | Sun. | San Diego | 35-36 | 37,045 | 108,437 | 1,220,731 |
| 35 | 6-20 | Mon. | Atlanta | 37 | 43,268 | | 1,263,999 |
| 36 | 6-21 | Tues. | Atlanta | 38 | 18,485 | | 1,282,484 |
| 37 | 6-22 | Wed. | Atlanta | 39 | 27,878 | 89,631 | 1,310,362 |
| 38 | 7-1 | Fri. | Chicago | 40 | 42,763 | | 1,353,125 |
| 39 | 7-2 | Sat. | Chicago | 41 | 44,166 | | 1,397,291 |
| 40 | 7-3 D | Sun. | Chicago | 42 | 43,209 | 130,138 | 1,440,500 |
| 41 | 7-4 | Mon. | St. Louis | 43 | 44,855 | | 1,485,355 |
| 42 | 7-5 | Tues. | St. Louis | 44 | 32,495 | | 1,517,850 |
| 43 | 7-6 | Wed. | St. Louis | 45 | 37,210 | 114,560 | 1,555,060 |
| 44 | 7-8 | Fri. | Pittsburgh | 46 | 40,690 | | 1,595,750 |
| 45 | 7-9 | Sat. | Pittsburgh | 47 | 46,662 | | 1,642,412 |
| 46 | 7-10 D | Sun. | Pittsburgh | 48 | 43,014 | 130,366 | 1,685,426 |
| 47 | 7-29 | Fri. | Houston | 49 | 48,268 | | 1,733,694 |
| 48 | 7-30 D | Sat. | Houston | 50 | 35,835 | | 1,769,529 |
| 49 | 7-31 D | Sun. | Houston | 51 | 44,811 | 128,914 | 1,814,340 |
| 50 | 8-1 | Mon. | Cincinnati | 52 | 45,498 | | 1,859,838 |
| 51 | 8-2 | Tues. | Cincinnati | 53 | 44,091 | | 1,903,929 |
| 52 | 8-3 | Wed. | Cincinnati | 54 | 41,535 | 131,124 | 1,945,464 |
| 53 | 8-12 | Fri. | San Francisco | 55 | 48,744 | | 1,994,208 |
| 54 | 8-13 | Sat. | San Francisco | 56 | 47,649 | | 2,041,857 |
| 55 | 8-14 D | Sun. | San Francisco | 57 | 45,502 | | 2,087,359 |
| 56 | 8-15 | Mon. | San Francisco | 58 | 49,306 | 191,201 | 2,136,665 |
| 57 | 8-16 | Tues. | Philadelphia | 59 | 32,482 | | 2,169,147 |
| 58 | 8-17 | Wed. | Philadelphia | 60 | 42,701 | | 2,211,848 |
| 59 | 8-18 D | Thurs. | Philadelphia | 61 | 34,467 | 109,650 | 2,246,315 |
| 60 | 8-19 | Fri. | Montreal | 62 | 36,217 | | 2,282,532 |
| 61 | 8-20 | Sat. | Montreal | 63 | 46,743 | | 2,329,275 |
| 62 | 8-21 D | Sun. | Montreal | 64 | 39,505 | 122,465 | 2,368,780 |
| 63 | 8-22 | Mon. | New York | 65 | 49,342 | | 2,418,122 |
| 64 | 8-23 | Tues. | New York | 66 | 45,512 | | 2,463,634 |
| 65 | 8-24 | Wed. | New York | 67 | 47,115 | 141,969 | 2,510,749 |
| 66 | 9-7 | Wed. | Houston | 68 | 35,874 | | 2,546,623 |
| 67 | 9-8 | Thurs. | Houston | 69 | 36,504 | 72,378 | 2,583,127 |
| 68 | 9-9 | Fri. | Cincinnati | 70 | 42,557 | | 2,625,684 |
| 69 | 9-10 | Sat. | Cincinnati | 71 | 42,393 | | 2,668,077 |
| 70 | 9-11 D | Sun. | Cincinnati | 72 | 40,635 | 125,585 | 2,708,712 |
| 71 | 9-12 | Mon. | Atlanta | 73 | 24,578 | | 2,733,290 |
| 72 | 9-13 | Tues. | Atlanta | 74 | 22,758 | | 2,756,048 |
| 73 | 9-14 | Wed. | Atlanta | 75 | 42,434 | 89,770 | 2,798,482 |
| 74 | 9-21 | Wed. | San Diego | 76-77 | 31,120 | | 2,829,602 |
| 75 | 9-22 | Thurs. | San Diego | 78 | 30,074 | 61,194 | 2,859,676 |
| 76 | 9-30 | Fri. | San Francisco | 79 | 42,580 | | 2,902,256 |
| 77 | 10-1 D | Sat. | San Francisco | 80 | 33,951 | | 2,936,207 |
| 78 | 10-2 D | Sun. | San Francisco | 81 | 44,055 | 120,586 | 2,980,262 |

1988 High-Low Marks: Day game high - 48,484 vs. San Francisco, April 4; Day doubleheader high - 37,045 vs. San Diego, July 19; Day game low - 25,959 vs. Houston, April 16; Night game high - 49,342 vs. New York, Aug. 22; Night game low - 18,485 vs. Atlanta, June 21; Night game doubleheader high - 31,120 vs. San Diego, Sept. 21.

*Day Games and Daytime started doubleheaders noted.

L.A. HOME AND ROAD ATTENDANCE TOTALS

| Year | Home | Road | Totals |
|--------|-------------|------------|-------------|
| 1958 | 1,845,556 | 1,160,807 | 3,006,363 |
| 1959 | 2,071,045 | 1,294,229 | 3,365,274 |
| 1960 | 2,253,887 | 1,380,121 | 3,634,008 |
| 1961 | 1,804,250 | 1,249,762 | 3,054,012 |
| 1962 | 2,755,184 | 1,593,665 | 4,348,849 |
| 1963 | 2,538,602 | 1,834,842 | 4,373,444 |
| 1964 | 2,228,751 | 1,562,734 | 3,791,485 |
| 1965 | 2,553,577 | 1,918,669 | 4,472,246 |
| 1966 | 2,617,029 | 2,141,212 | 4,758,241 |
| 1967 | 1,664,362 | 1,363,072 | 3,027,434 |
| 1968 | 1,581,093 | 2,221,463 | 3,802,556 |
| 1969 | 1,784,527 | 1,452,790 | 3,313,648 |
| 1970 | 1,697,142 | 1,337,513 | 3,034,655 |
| 1971 | 2,064,594 | 1,612,453 | 3,677,047 |
| 1972 | 1,860,858 | 1,440,746 | 3,301,604 |
| 1973 | 2,136,192 | 1,533,268 | 3,669,460 |
| 1974 | 2,632,474 | 1,856,296 | 4,488,770 |
| 1975 | 2,539,349 | 1,702,150 | 4,241,499 |
| 1976 | 2,386,301 | 1,524,059 | 3,910,360 |
| 1977 | 2,955,087 | 1,974,298 | 4,929,385 |
| 1978 | 3,347,845 | 2,146,359 | 5,494,204 |
| 1979 | 2,860,954 | 2,081,745 | 4,942,699 |
| 1980 | *3,249,287 | 2,062,369 | *5,311,656 |
| 1981 | 2,381,292 | 1,210,884 | 3,592,176 |
| 1982 | **3,608,881 | 2,250,191 | **5,859,072 |
| 1983 | 3,510,313 | 2,237,213 | 5,747,526 |
| 1984 | 3,134,824 | 1,934,559 | 5,069,383 |
| 1985 | 3,264,593 | 1,941,348 | 5,205,941 |
| 1986 | 3,023,208 | 2,076,746 | 5,099,954 |
| 1987 | 2,797,409 | 2,120,811 | 4,921,220 |
| 1988 | 2,980,262 | 2,155,348 | 5,135,610 |
| Totals | 78,128,728 | 54,371,722 | 132,500,450 |

*1980 attendance includes one-game playoff. **Major League Record.

Note: 1974, 1977, 1978, 1981, 1983, 1985 and 1988 attendance does not include Championship Series.

RECORD CROWDS AT DODGER STADIUM

TOP TEN (Regular Season)

| | Crowd | Date | Club | Score | Day-Time |
|-----|--------|----------------|---------------|----------|----------|
| 1. | 55,185 | July 28, 1973 | San Francisco | 0-5 | Sat-D |
| 2. | 55,110 | June 26, 1970 | San Diego | 4-1 | Fri-N |
| 3. | 54,993 | Sept. 7, 1966 | San Francisco | 2-3 (12) | Wed-N |
| 4. | 54,978 | Aug. 29, 1963 | San Francisco | 11-1 | Thurs-N |
| 5. | 54,858 | Aug. 31, 1963 | San Francisco | 3-4 (12) | Sat-N |
| 6. | 54,849 | Aug. 30, 1963 | San Francisco | 3-1 | Fri-N |
| 7. | 54,769 | Sept. 5, 1966 | San Francisco | 4-1 | Mon-D |
| 8. | 54,567 | June 18, 1966 | San Francisco | 3-2 | Sat-N |
| 9. | 54,510 | Sept. 16, 1966 | Pittsburgh | 5-1 | Fri-N |
| 10. | 54,418 | Sept. 3, 1962 | San Francisco | 3-7 | Mon-D |

TOP TEN (World Series, Championship & Division Series)

| | Crowd | Date | Club | Score | Day-Time |
|-----|--------|---------------|-------------------|-------|----------|
| 1. | 56,242 | Oct. 24, 1981 | New York Yankees | 8-7 | Sat-D |
| 2. | 56,236 | Oct. 23, 1981 | New York Yankees | 5-4 | Fri-D |
| 3. | 56,115 | Oct. 25, 1981 | New York Yankees | 2-1 | Sun-D |
| 4. | 56,051 | Oct. 16, 1988 | Oakland Athletics | 6-0 | Sun-D |
| 5. | 55,997 | Oct. 10, 1978 | New York Yankees | 11-5 | Tue-D |
| 6. | 55,995 | Oct. 15, 1977 | New York Yankees | 2-4 | Sat-D |
| 7. | 55,992 | Oct. 14, 1977 | New York Yankees | 3-5 | Fri-D |
| 8. | 55,989 | Oct. 13, 1974 | Oakland Athletics | 3-2 | Sun-D |
| 9. | 55,985 | Oct. 17, 1978 | New York Yankees | 2-7 | Tues-D |
| 10. | 55,983 | Oct. 10, 1981 | Houston Astros* | 2-1 | Sat-D |
| | 55,983 | Oct. 15, 1988 | Oakland Athletics | 5-4 | Sat-N |

*Division Series

DODGER STADIUM ATTENDANCE HIGHS

| | Day | Night | Doubleheader |
|------------------|--------------------------------------------------|-------------------------------------------------|------------------------------------------------|
| Monday | 54,769 San Francisco Sept. 5, 1966 | 53,652 Cincinnati May 17, 1976 | 50,997 Cincinnati May 31, 1965 |
| Tuesday | 52,564 Cincinnati April 10, 1962 | 54,365 Philadelphia July 26, 1966 | 47,966 Philadelphia July 26, 1977 |
| Wednesday | 45,693 San Francisco Oct. 3, 1962* | 54,993 San Francisco Sept. 7, 1966 | 47,271 San Diego June 30, 1982 |
| Thursday | 51,022 San Francisco April 7, 1977 | 54,978 San Francisco Aug. 29, 1963 | 24,397 San Diego Sept. 25, 1986 |
| Friday | 46,910 San Francisco April 12, 1985 | 55,110 San Diego June 26, 1970 | 40,740 St. Louis Aug. 25, 1967 |
| Saturday | 52,636 Cincinnati May 28, 1977 | 55,185 San Francisco July 28, 1973 | 52,831 Cincinnati June 23, 1973 |
| Sunday | 54,292 San Francisco July 29, 1962 | | 53,856 Cincinnati July 7, 1963 |

*Playoff

DODGER STADIUM SERIES HIGHS

Two-Game Series

| | | | |
|----|---------|----------------------|-------------------|
| 1. | 106,419 | San Francisco Giants | June 10-11, 1963 |
| 2. | 106,121 | Cincinnati Reds | May 17-18, 1976 |
| 3. | 104,922 | San Diego Padres | April 13-14, 1976 |
| 4. | 102,427 | Cincinnati Reds | Sept. 14-15, 1977 |
| 5. | 95,783 | Atlanta Braves | Sept. 29-30, 1982 |

Three-Game Series

| | | | |
|----|---------|----------------------|---------------------|
| 1. | 162,122 | San Francisco Giants | Sept. 5-6-7, 1966 |
| 2. | 158,580 | Cincinnati Reds | May 27-28-29, 1977 |
| 3. | 158,410 | San Francisco Giants | June 17-18-19, 1966 |
| 4. | 158,372 | San Francisco Giants | May 1-2-3, 1964 |
| 5. | 157,615 | San Francisco Giants | July 27-28-29, 1962 |

Four-Game Series

| | | | |
|----|---------|----------------------|------------------------------|
| 1. | 218,948 | San Francisco Giants | Aug. 29-30-31, Sept. 1, 1963 |
| 2. | 214,643 | San Francisco Giants | Sept. 3-4-5-6, 1962 |
| 3. | 207,618 | Cincinnati Reds | Aug. 8-9-10-11, 1977 |
| 4. | 207,570 | San Francisco Giants | Aug. 10-11-12-13, 1978 |
| 5. | 202,997 | Atlanta Braves | Aug. 5-6-7-8, 1983 |

Big Weekends

| | | | |
|----|---------|----------------------|---------------------------|
| 1. | 164,685 | San Francisco Giants | Aug. 30-31, Sept. 1, 1963 |
| 2. | 158,580 | Cincinnati Reds | May 27-28-29, 1977 |
| 3. | 158,410 | San Francisco Giants | June 17-18-19, 1966 |
| 4. | 157,985 | San Francisco Giants | July 4-5-6, 1975 |
| 5. | 157,423 | Cincinnati Reds | Sept. 13-14-15, 1974 |
| 6. | 156,658 | San Francisco Giants | Aug. 11-12-13, 1978 |

DODGER STADIUM GROUND RULES

LEFT FIELD AND RIGHT FIELD FOUL POLES - Ball in play when it hits below railing (white section of foul pole). Home run on ball hitting foul pole above railing (yellow section).

DUGOUTS - All television and photography booths, as well as dugouts, considered bench. Ball striking any forward facing of dugouts - in play.

BACKSTOP SCREEN - Screen roof of dugout box seats considered same as sloping area of a backstop. Ball striking guide wire supporting backstop - out of play.

CLUB-BY-CLUB ATTENDANCE RECORDS

| Team | 2-Game Series | 3-Game Series | 4-Game Series |
|-----------------------|------------------------------|---------------------------------|--------------------------------------|
| Atlanta Braves | 95,783 Sept. 29-30-1982 | 145,310 Aug. 5-7, 1983 | 202,997 Aug. 5-8, 1982 |
| Chicago Cubs | 94,400 May 14-15, 1985 | 150,016 Aug. 27-29, 1982 | 185,249 July 15-18, 1965 |
| Cincinnati Reds | 106,121 May 17-18, 1976 | 158,580 May 27-29, 1977 | 207,618 Aug. 8-11, 1977 |
| Houston Astros | 94,446 July 10-11, 1980 | 152,936 April 9, 11-12, 1981 | 199,193 Oct. 3-6, 1980 |
| Montreal Expos | 77,048 June 18-19, 1980 | 146,225 April 30-May 2, 1982 | 135,130 Aug. 29-31,(2) 1980 |
| New York Mets | 72,160 July 24-25, 1977 | 151,606 May 15-17, 1981 | 188,758 June 2-5, 1983 |
| Philadelphia Phillies | 90,278 May 6-7, 1977 | 149,845 July 19-21, 1974 | 188,871 Aug. 24-27, 1978 |
| Pittsburgh Pirates | 82,290 Aug. 1-2, 1962 | 147,878 May 16-18, 1980 | 137,294 July 3-6, 1986 |
| St. Louis Cardinals | 78,892 April 3, 5, 1984 | 152,816 Aug. 20-22, 1963 | 185,368 July 18-21, 1985 |
| San Diego Padres | 104,922 April 13-14, 1976 | 153,555 April 15-17, 1983 | 189,233 April 19-22, 1984 |
| San Francisco Giants | 106,429 June 10-11, 1963 | 162,122 Sept. 5-7, 1966 | 218,948 Aug. 29-31, Sept. 1, 1963 |

THE TOP 100 HOME ATTENDANCE MARKS

The Los Angeles Dodgers drew 2,980,262 fans in 78 home dates during the 1988 season for the 12th highest attendance figure in Major League history. The Dodgers have reached the three million mark seven times and hold the record for the six greatest season attendances ever. The Dodgers established the record in 1982 at 3,608,881 fans and they also hit the three million total in 1978 at 3,347,845 fans, 3,249,287 in 1980, 3,510,313 in 1983, 3,134,824 in 1984, 3,264,593 in 1985 and 3,023,208 in 1986. The Dodgers became the first team to play before five million fans total - home and road - in 1978 as the total reached 5,494,204. The Dodgers have since accomplished this figure seven more times as they attracted a record 5,859,072 fans in 1982 as well as 5,747,526 in 1983, 5,311,656 in 1980, 5,069,383 in 1984, 5,205,941 in 1985, 5,099,954 in 1986, and 5,135,610 last season. The Dodgers have averaged more than 2.5 million fans a season since coming to Los Angeles in 1958. The Dodgers have reached the two million mark 24 times - the most by any Major League team. The Dodgers hit the two million mark for the 16th straight season (1973-88). The Dodgers hit the million mark in 22 dates in 1981, the two million mark in 46 dates in 1982 and the three million mark in 67 dates in 1982 - all three establishing Major League records. The top 100 home attendance marks:

| | | | | | |
|------------------|-----------|------|------------------|-----------|------|
| 1. Los Angeles | 3,608,881 | 1982 | 29. Philadelphia | 2,651,650 | 1980 |
| 2. Los Angeles | 3,510,313 | 1983 | 30. N.Y. Yankees | 2,633,701 | 1988 |
| 3. Los Angeles | 3,347,845 | 1978 | 31. Los Angeles | 2,632,474 | 1974 |
| 4. Los Angeles | 3,264,593 | 1985 | 32. Cincinnati | 2,629,708 | 1976 |
| 5. Los Angeles | 3,249,287 | 1980 | 33. N.Y. Yankees | 2,627,417 | 1980 |
| 6. Los Angeles | 3,134,824 | 1984 | 34. Cleveland | 2,620,627 | 1948 |
| 7. St. Louis | 3,072,122 | 1987 | 35. Los Angeles | 2,617,029 | 1966 |
| 8. N.Y. Mets | 3,055,445 | 1988 | 36. Toronto | 2,595,175 | 1988 |
| 9. N.Y. Mets | 3,034,124 | 1987 | 37. Philadelphia | 2,582,389 | 1978 |
| 10. Minnesota | 3,030,672 | 1988 | 38. California | 2,567,427 | 1985 |
| 11. Los Angeles | 3,023,208 | 1986 | 39. California | 2,555,016 | 1983 |
| 12. Los Angeles | 2,980,262 | 1988 | 40. Los Angeles | 2,553,577 | 1965 |
| 13. Los Angeles | 2,955,087 | 1977 | 41. Los Angeles | 2,539,349 | 1975 |
| 14. St. Louis | 2,892,799 | 1988 | 42. Los Angeles | 2,538,602 | 1963 |
| 15. Los Angeles | 2,860,954 | 1979 | 43. N.Y. Yankees | 2,537,765 | 1979 |
| 16. California | 2,807,360 | 1982 | 44. Cincinnati | 2,532,497 | 1978 |
| 17. Los Angeles | 2,797,409 | 1987 | 45. California | 2,523,575 | 1979 |
| 18. Toronto | 2,778,429 | 1987 | 46. Cincinnati | 2,519,670 | 1977 |
| 19. Philadelphia | 2,775,011 | 1979 | 47. Philadelphia | 2,480,150 | 1976 |
| 20. N.Y. Mets | 2,762,417 | 1986 | 48. St. Louis | 2,471,817 | 1986 |
| 21. Los Angeles | 2,755,184 | 1962 | 49. Toronto | 2,468,925 | 1985 |
| 22. N.Y. Mets | 2,751,437 | 1985 | 50. Boston | 2,464,851 | 1988 |
| 23. Detroit | 2,704,794 | 1984 | 51. Toronto | 2,455,477 | 1986 |
| 24. Philadelphia | 2,700,070 | 1977 | 52. N.Y. Yankees | 2,427,672 | 1987 |
| 25. N.Y. Mets | 2,697,479 | 1970 | 53. California | 2,402,997 | 1984 |
| 26. California | 2,696,299 | 1987 | 54. Milwaukee | 2,397,131 | 1983 |
| 27. St. Louis | 2,662,875 | 1985 | 55. Kansas City | 2,392,471 | 1987 |
| 28. California | 2,655,872 | 1986 | 56. Los Angeles | 2,386,301 | 1976 |

| | | | | | |
|------------------|-----------|------|---------------------|-----------|------|
| 57. Los Angeles | 2,381,292 | 1981 | 79. N.Y. Mets | 2,268,680 | 1971 |
| 58. Philadelphia | 2,376,394 | 1982 | 80. N.Y. Yankees | 2,265,512 | 1946 |
| 59. N.Y. Yankees | 2,373,901 | 1948 | 81. Kansas City | 2,261,845 | 1979 |
| 60. Cincinnati | 2,356,933 | 1979 | 82. N.Y. Yankees | 2,257,976 | 1983 |
| 61. Boston | 2,353,114 | 1979 | 83. Kansas City | 2,255,493 | 1978 |
| 62. Kansas City | 2,350,181 | 1988 | 84. Los Angeles | 2,253,887 | 1960 |
| 63. California | 2,340,925 | 1988 | 85. Cleveland | 2,233,771 | 1949 |
| 64. N.Y. Yankees | 2,335,871 | 1978 | 86. Boston | 2,231,551 | 1987 |
| 65. Kansas City | 2,320,794 | 1986 | 87. Los Angeles | 2,228,751 | 1964 |
| 66. Montreal | 2,320,651 | 1983 | 88. Milwaukee (NL) | 2,215,404 | 1957 |
| 67. Boston | 2,320,593 | 1978 | 89. N.Y. Yankees | 2,214,587 | 1985 |
| 68. Montreal | 2,318,292 | 1982 | 90. San Diego | 2,210,352 | 1985 |
| 69. St. Louis | 2,317,914 | 1983 | 91. Montreal | 2,208,175 | 1980 |
| 70. Cincinnati | 2,315,603 | 1975 | 92. Cincinnati | 2,185,205 | 1987 |
| 71. California | 2,297,327 | 1980 | 93. N.Y. Yankees | 2,178,937 | 1947 |
| 72. Kansas City | 2,288,714 | 1980 | 94. N.Y. Mets | 2,175,373 | 1969 |
| 73. Oakland | 2,287,335 | 1988 | 95. Cincinnati | 2,164,307 | 1974 |
| 74. Detroit | 2,286,609 | 1985 | 96. Kansas City | 2,162,715 | 1985 |
| 75. Kansas City | 2,284,464 | 1982 | 97. Chicago Cubs | 2,161,534 | 1985 |
| 76. N.Y. Yankees | 2,283,676 | 1949 | 98. Houston | 2,151,470 | 1965 |
| 77. Houston | 2,278,217 | 1980 | 99. Boston | 2,147,641 | 1986 |
| 78. N.Y. Yankees | 2,268,030 | 1986 | 100. Chi. White Sox | 2,136,988 | 1984 |

DODGER STADIUM RAINOUTS

The Los Angeles Dodgers have been rained out 15 times at Dodger Stadium since 1962. In 1988, the Dodgers were rained out on three consecutive days for the first time since moving to Dodger Stadium. Prior to 1976, the Dodgers were washed out only once - on April 21, 1967 versus the St. Louis Cardinals. The 1967 rainout ended a streak of 737 consecutive games at Dodger Stadium without a postponement. The second rainout on April 12, 1976 stopped a string of 724 straight games.

The 15 rainouts:

| | |
|---------------------------------|---------------------------------|
| April 21, 1967 vs. St. Louis | Sept. 5, 1978 vs. San Francisco |
| April 12, 1976 vs. San Diego | April 11, 1982 vs. San Diego |
| Sept. 11, 1976 vs. Atlanta | Aug. 18, 1983 vs. New York |
| Sept. 12, 1976 vs. Atlanta | Sept. 24, 1986 vs. San Diego |
| May 8, 1977 vs. Philadelphia | April 19, 1988 vs. San Diego |
| May 9, 1977 vs. Philadelphia | April 20, 1988 vs. San Diego |
| Aug. 17, 1977 vs. San Francisco | April 21, 1988 vs. San Diego |
| April 15, 1978 vs. Atlanta | |

ALL-STAR GAME AT DODGER STADIUM

The 1980 All-Star Game marked the first and only time the game has been played at Dodger Stadium. The game attracted 56,088 on July 8th.

DODGERS HAVE DRAWN 90,000 FOUR TIMES

The Los Angeles Dodgers hold the Major League record for the largest crowd to see a baseball game of 93,103 set on May 7, 1959. The fans paid tribute to Roy Campanella, who was injured in an automobile accident, and saw the Dodgers play an exhibition game with the New York Yankees at the Los Angeles Coliseum. The Dodgers drew three consecutive 90,000-plus crowds for the 1959 World Series games with the Chicago White Sox at the Los Angeles Coliseum. The Dodgers set the World Series attendance record for a game in the third game on Tuesday, Oct. 6, as they attracted 92,706 fans. The other two crowds were 92,394 on Sunday, Oct. 4 and 92,650 on Monday, Oct. 5.

MEDIA INFORMATION



LOS ANGELES DODGERS MEDIA INFORMATION

Los Angeles Dodgers Publicity

1000 Elysian Park Avenue • Los Angeles, CA 90012

Office: (213) 224-1301
 Audio Line: (213) 476-2277
a.m. & p.m. away games
 (213) 221-5163
a.m. home games
 (213) 476-2277
p.m. home games
 Fax: (213) 224-1269
 (213) 224-1459

Mike Williams, Director, Publicity
Jay Lucas, Assistant Director, Publicity
Dave Tuttle, Assistant, Baseball Information
Ruth Ruiz, Assistant, Media Relations
Vicky Johnson, Assistant, Library Coordinator
Mike Vizvary, Assistant, Special Projects

CLUBHOUSE: Both the Dodgers and visiting team clubhouses are located on level one (dugout level). The Dodger dugout is located on the third base side. Only credentialed media with clubhouse access will be admitted. The clubhouse will be open approximately five minutes after the game. The training room is closed to everyone except players and Dodger officials.

CREDENTIALS: Credentials will be issued only to legitimate media. Season credentials will be issued only to those news agencies that cover the Dodgers on a daily basis. Requests for all regular season Dodger home games should be made in writing on company letterhead from the sports editor-producer to Mike Williams, Director of Publicity. All requests should be received 24 hours in advance. Credentials can be picked up at the will call window in parking lot 5. Proper identification is required. Credentials must be displayed at all times.

ELEVATORS: Located directly behind home plate. Escalators are available

from the club level (main press box). If you take the escalators, go two levels to the field level and make a left turn. First exit door on your left will lead you to one flight of stairs down to the Dodger clubhouse.

FIELD: Only credentialed media with field access will be allowed onto the field. All media must clear the field 30 minutes prior to game time.

GAME NOTES: Game notes and statistics will be available in the main press box prior to game time. Quotes, statistics and play-by-play sheets will be available after the game.

PHOTOGRAPHERS: Photographers are not allowed on the field during the game at any time. Photo wells are located at each end of the home and visiting dugouts. Photo locations in the main press box are assigned for the season. Special arrangements for use of the press box level positions can be made through the publicity office.

PRESS BOX: The main press box is located on level 5 (club level) directly behind home plate. Media may enter through parking lots A, B and 5. The media dining area, located in the main press box, is open two hours prior to game time. Beverages and snacks are available after the game.

TELEPHONES: Five charge-a-call phones are located in the main press box.

TICKETS: Media complimentary tickets must be requested by 2 p.m. for a night game and 24 hours in advance for a day game, subject to availability. Tickets can be picked up at the will call window in parking lot 5. Proper identification is required. The window opens two hours prior to the game.

DODGER RADIO NETWORK

| Station | On Dial | City | Station | On Dial | City |
|---------|------------|--------------------------|---------|---------|--------------------|
| KABC | 790 | Los Angeles | KOY | 550 | Phoenix, AZ |
| KWKW | 1330 | * Los Angeles | KYCA | 1490 | Prescott, AZ |
| KPMC | 1560 | Bakersfield | KNSE | 1510 | * Riverside |
| KMET | 1490 | Banning | KNKK | 800 | Salt Lake City, UT |
| KBOV | 1230 | Bishop | KMEN | 1290 | San Bernardino |
| KJMB | 1450 | Blythe | KVEC | 920 | San Luis Obispo |
| KROP | 1300 | Brawley | KTMS | 1250 | Santa Barbara |
| KVNA | 690 | Flagstaff, AZ | KUHL | 1440 | Santa Maria |
| KYVA | 1230 | ** Gallup, NM | KSBO | 1480 | * Santa Maria |
| KHYE | 105.7 (FM) | Hemet | XEGM | 950 | * Tijuana, MEX |
| KDEO | 940 | ** Honolulu, HI | KTUC | 1400 | Tucson, AZ |
| KAVL | 610 | Lancaster | KVEN | 1450 | Ventura |
| KDWN | 720 | Las Vegas, NV | KHTZ | 1400 | Visalia |
| KREL | 1280 | * Las Vegas, NV | WAXE | 1370 | ** Vero Beach, FL |
| KOXR | 910 | * Oxnard | WKBM | 810 | * San Juan, PR |
| KCMJ | 1140 | Palm Springs | WSTA | 1340 | ** St. Thomas, VI |
| KVIM | 970 | * Palm Springs-Coachella | | | |

* Spanish ** Selected Games

RADIO BROADCASTS: All Dodger games may be heard over the Dodger radio network. Vin Scully, Don Drysdale and Ross Porter call all the action over KABC (790 AM). Jaime Jarrin and Rene Cardenas handle the play-by-play for all games in Spanish on KWKW (1330 AM). Dave Van de Walker directs the KABC Dodger radio network.



From left to right: Don Drysdale, Vin Scully, Ross Porter

VIN SCULLY, Broadcaster, is a master of the English language and Dodger baseball. Once teamed with Red Barber on the Dodgers' broadcasting team, Scully joined his counterpart in the broadcast wing of Baseball's Hall of Fame in 1982, as he was selected the Ford C. Frick Award winner. Also, had his star placed on Hollywood's Walk of Fame in 1982. A graduate of Fordham University, Scully has covered many of baseball's thrilling episodes. He is the only announcer to cover two perfect games and 13 no-hitters. Other thrilling moments include the 18 strikeouts by Sandy Koufax in two different games; the four-game sweep over the Yankees in the 1963 World Series; the Dodgers' playoff win in 1959 over the Braves; Maury Wills' 104 steals in 1962; Dick Nen's pinch homer which beat the St. Louis Cardinals down the stretch in 1963; the Yankee-Dodger exhibition game which played to 93,103 in the Coliseum in honoring Roy Campanella; Don Larsen's perfect game in the fifth game of the 1956 World Series; Hank Aaron's 715th home run; Don Drysdale's 58 scoreless innings and Orel Hershisser's 59 consecutive scoreless innings streak. Scully has done 11 World Series and five All-Star Games for television. He works for NBC covering baseball and golf. Dodger fans proved their admiration of Scully in 1976 when they voted him "Most Memorable Personality" in Los Angeles

Dodgers baseball history. Scully won the "Look" Magazine Award for his outstanding coverage of the 1959 World Series. Scully has been named the outstanding sportscaster in the nation three times by the National Sportscasters and Sportswriters Association. He has been named the top sports broadcaster in California 17 times. Scully was named "Broadcaster of the Year" in 1984 by the Southern California Broadcasters Association and American Sportscasters Association "Sportscaster of the Year" in 1985. He received the "Ronald Reagan Media Award" from the United States Sports Academy on Feb. 27, 1987.

DON DRYSDALE, Broadcaster, Hall of Fame pitcher for Dodgers from 1956-69. He has served as broadcaster for the past 19 years, including time with the Chicago White Sox and ABC-TV. He also worked with Montreal (1970-71), Texas (1972) and the California Angels (1973-79, 1981). Drysdale was elected to Baseball's Hall of Fame on Aug. 12, 1984. He compiled a 209-167 lifetime record and 2.95 ERA. He played in five World Series and was a member of world championship teams in 1959, 1963 and 1965. Drysdale was selected to 10 National League All-Star teams and set a major league record, which was broken in 1988 by Dodger Orel Hershisser, by pitching six consecutive shutouts and 58 consecutive scoreless innings in 1968. His finest season was 1962,

when he was 25-9 with a 2.84 ERA and had 232 strikeouts in 314 innings, earning National League Cy Young Award and The Sporting News Major League Pitcher of the Year honors. He ranks among top Dodgers in every pitching category, and his uniform number "53" was retired by the Dodgers on July 1, 1984, one of only eight numbers ever retired by the Dodgers.

ROSS PORTER, Broadcaster, begins his 13th year on the Dodger radio-TV team. He broadcast the 1977 and 1978 World Series on CBS Radio to a worldwide network of more than 600 stations, the 1988 World Series for Dodger Flagship station KABC, and also announced the 1984 National League Championship series for the CBS

Radio network. Prior to joining the Dodgers, Porter served 10 years as a sportscaster for KNBC-TV in Los Angeles, winning many honors for his nightly programs, including an Emmy. Three times the Associated Press honored Porter with its award for the best television sports show in California. A graduate of the University of Oklahoma and winner of the OU radio school's inaugural outstanding alumnus award in 1968, Porter has been a play-by-play announcer since he was 14. He debuted broadcasting the games of the Dodgers' farm club in his hometown of Shawnee, Oklahoma. Porter has done NFL games for NBC and is now the radio-TV voice of UNLV basketball and football.



Rene Cardenas and Jaime Jarrin

JAIME JARRIN, Broadcaster, is regarded as the number one Spanish sports announcer in the United States. Jarrin has been covering the Dodgers since 1959 and has been the number one man in the booth since 1973. He was the first Latin American to win The Golden Mike Award, gaining the honor in 1970 and 1971. Jarrin was in charge of all Spanish radio coverage and production of the 23rd Olympic Games in Los Angeles in 1984. Jarrin can also be found traveling the globe broadcasting world championship boxing matches and baseball series, having broadcast more than 25 world championship boxing matches for radio and television stations throughout Latin America. Jarrin is the sports director of Channel 52 KVEA TV and vice president, News and Sports, Lotus Broadcasting Corp. whose station KWKW is the flag ship station of

the Dodgers' Spanish radio network. Jarrin studied philosophy, letters, journalism and broadcasting at Central University of Ecuador in Quito.

RENE CARDENAS, Broadcaster, is in his 12th year in the Dodgers' Spanish broadcast booth. This is his second tour of duty. Cardenas was the pioneer on the Dodgers' Spanish broadcasts from 1958-61 and rejoined the club in 1982. Cardenas left the Dodgers after the 1961 season to become the director of the Spanish network and all broadcast operations for the Astrodome. After 15 years handling their Spanish broadcasts, Cardenas returned to his native Managua, Nicaragua, where he worked in radio and television. He announced baseball and covered various championship boxing matches throughout the world. Due to political

unrest in Nicaragua in 1979, Cardenas and his wife, Jilma, were forced to flee the country and returned to Houston. In 1981, Cardenas worked the Spanish broadcast schedule for the Texas Rangers, while serving as program manager for a Houston Spanish radio station, a position he held until rejoining the Dodgers. In 1988, Cardenas "went national" for the World Series. In addition to the regular Dodger broadcast, Cardenas was tapped by Univision to do a series of in-

terviews with players, which was broadcast over Univision National Network of Spanish language TV stations. In addition, Cardenas added to his schedule two more broadcast activities—he was co-host of "Arriba Dodgers" program on KMEX-TV in Los Angeles and did a series of Dodger replay broadcasts over KSKQ Radio in Los Angeles. Jaime Jarrin began working with Cardenas on the Dodgers' Spanish broadcasts in 1959.

1989 FOX/KTTV Channel 11 Dodger Television Schedule

Spring Training

| Date | Day | Opponent | Time |
|---------|--------|----------------|---------|
| Mar. 5 | Sunday | Mets at Vero | 10:10AM |
| Mar. 12 | Sunday | Astros at Vero | 10:10AM |
| Mar. 19 | Sunday | Astros at Vero | 10:10AM |
| Mar. 26 | Sunday | Braves at Vero | 10:10AM |

Regular Season

| | | | |
|----------|-----------|------------------|---------|
| April 3 | Monday | at Cincinnati | 10:45AM |
| April 5 | Wednesday | at Cincinnati | 4:15PM |
| April 7 | Friday | at Atlanta | 4:20PM |
| April 9 | Sunday | at Atlanta | 10:50AM |
| April 10 | Monday | at San Francisco | 7:15PM |
| April 11 | Tuesday | at San Francisco | 7:15PM |
| April 12 | Wednesday | at San Francisco | 7:15PM |
| April 25 | Tuesday | at Chicago | 4:15PM |
| April 28 | Friday | at St. Louis | 5:15PM |
| April 30 | Sunday | at St. Louis | 10:55AM |
| May 13 | Saturday | at Philadelphia | 3:45PM |
| May 14 | Sunday | at Philadelphia | 10:15AM |
| May 15 | Monday | at New York | 4:15PM |
| May 16 | Tuesday | at New York | 4:15PM |
| May 17 | Wednesday | at New York | 4:15PM |
| May 19 | Friday | at Montreal | 4:15PM |
| May 21 | Sunday | at Montreal | 10:15AM |
| June 1 | Thursday | at Houston | 5:15PM |
| June 2 | Friday | at Houston | 5:15PM |
| June 3 | Saturday | at Houston | 5:15PM |
| June 4 | Sunday | at Houston | 11:15AM |
| June 19 | Monday | at San Diego | 6:45PM |
| June 20 | Tuesday | at San Diego | 6:45PM |
| June 21 | Wednesday | at San Diego | 6:45PM |
| June 23 | Friday | at Cincinnati | 4:15PM |
| June 25 | Sunday | at Cincinnati | 11:45AM |
| July 4 | Tuesday | at St. Louis | 3:15PM |
| July 5 | Wednesday | at St. Louis | 5:15PM |
| July 9 | Sunday | at Chicago | 11:00AM |
| July 22 | Saturday | at Pittsburgh | 3:45PM |
| July 23 | Sunday | at Pittsburgh | 10:15AM |
| July 25 | Tuesday | at Houston | 5:15PM |
| July 26 | Wednesday | at Houston | 5:15PM |
| July 28 | Friday | at San Diego | 6:45PM |
| July 29 | Saturday | at San Diego | 6:45PM |
| July 30 | Sunday | at San Diego | 12:45PM |
| Aug. 11 | Friday | at San Francisco | 7:15PM |
| Aug. 12 | Saturday | at San Francisco | 12:45PM |
| Aug. 13 | Sunday | at San Francisco | 1:15PM |
| Aug. 18 | Friday | at New York | 4:15PM |
| Aug. 20 | Sunday | at New York | 10:15AM |
| Sept. 4 | Monday | at Houston | 11:15AM |
| Sept. 5 | Tuesday | at Houston | 5:15PM |
| Sept. 8 | Friday | at San Diego | 6:45PM |
| Sept. 9 | Saturday | at San Diego | 6:45PM |
| Sept. 10 | Sunday | at San Diego | 12:45PM |

Pre-game times listed above.

1989 Z Channel Dodger Cable Television Schedule

| Date | Day | Opponent | Time |
|----------|-----------|---------------|---------|
| April 13 | Thursday | Houston | 1:05 PM |
| April 14 | Friday | Houston | 7:05 PM |
| April 19 | Wednesday | Cincinnati | 7:05 PM |
| April 21 | Friday | San Francisco | 7:05 PM |
| May 1 | Monday | Pittsburgh | 7:05 PM |
| May 3 | Wednesday | St. Louis | 7:05 PM |
| May 5 | Friday | Chicago | 7:05 PM |
| May 23 | Tuesday | Philadelphia | 7:05 PM |
| May 26 | Friday | New York | 7:05 PM |
| May 28 | Sunday | New York | 1:05 PM |
| May 30 | Tuesday | Montreal | 7:05 PM |
| June 9 | Friday | Cincinnati | 7:35 PM |
| June 12 | Monday | Cincinnati | 7:35 PM |
| June 14 | Wednesday | Houston | 7:35 PM |
| June 27 | Tuesday | San Diego | 7:35 PM |
| June 28 | Wednesday | San Diego | 7:35 PM |
| June 30 | Friday | Pittsburgh | 7:35 PM |
| July 2 | Sunday | Pittsburgh | 1:05 PM |
| July 14 | Friday | St. Louis | 7:35 PM |
| July 15 | Saturday | St. Louis | 7:05 PM |
| July 17 | Monday | Chicago | 7:35 PM |
| July 19 | Wednesday | Chicago | 7:35 PM |
| Aug. 2 | Wednesday | San Francisco | 7:35 PM |
| Aug. 3 | Thursday | San Francisco | 7:35 PM |
| Aug. 4 | Friday | San Diego | 7:35 PM |
| Aug. 25 | Friday | Philadelphia | 7:35 PM |
| Aug. 26 | Saturday | Philadelphia | 7:05 PM |
| Aug. 28 | Monday | New York | 7:35 PM |
| Aug. 29 | Tuesday | New York | 7:35 PM |
| Sept. 1 | Friday | Montreal | 7:35 PM |
| Sept. 2 | Saturday | Montreal | 7:05 PM |
| Sept. 11 | Monday | Cincinnati | 7:35 PM |
| Sept. 15 | Friday | Atlanta | 7:35 PM |
| Sept. 22 | Friday | San Diego | 7:35 PM |
| Sept. 25 | Monday | San Francisco | 7:35 PM |

All times Pacific Time.

BASEBALL WRITERS ASSOCIATION OF AMERICA (BBWAA)

Los Angeles-Anaheim Chapter

1989 OFFICERS

Gordon Verrell, Long Beach Press-Telegram, chairman.
 Jim Alexander, Riverside Press-Enterprise, vice-chairman.
 Dave Daniel, L.B. Press-Telegram, secretary-treasurer.

1989 MEMBERSHIP

Anaheim Bulletin: Billy Rhoads.

Associated Press: Ken Peters, John Nadel.

Baseball News: Al Stevens.

The Christian Science Monitor: Phil Elderkin.

Long Beach Press-Telegram: Jim McCormack, Dave Daniel,
 Gordon Verrell, Loel Schrader, Dave Cunningham, Greg Gibson, Lisa
 Nehus Saxon, Jim Buzinski.

Los Angeles Daily News: Joe Jares, Bob Hunter, Kevin Modesti,
 Matt McHale, Ron Rapoport.

Los Angeles Herald Examiner: Melvin Durslag, Ken Gurnick, Tom
 Singer, Rick Arthur, Allan Malamud, Doug Krikorian, Steve Horn,
 Bob Keisser, Roger Brigham.

Los Angeles Times: Bill Dwyre, John Cherwa, Jim Murray,
 Ross Newhan, Dave Moylan, Herb Stutz, Scott Ostler, Mike Downey,
 Mike Penner, Gordon Edes, Sam McManis, Bob Oates, Mike Kupper,
 Gene Wojciechowski, Jerry Crowe.

Orange County Register: Jim Colonna, Peter Schmuck,
 Randy Youngman, John Strega, Tom Keegan, Steve Bisheff,
 Mark Whicker.

Pasadena Star-News: Scott Newman.

Pomona Progress-Bulletin: Don Bradley.

Riverside Press-Enterprise: Jim Alexander, John Garrett,
 Alan Lassila, Jim Short.

San Bernardino Sun: Mike Davis, Greg Patton, Paul Oberjuerge, Mike Terry, Steve Dilbeck.

San Gabriel Valley Tribune: Doug Spoon, Tim Dutton.

Santa Monica Outlook: Mitch Chortkoff.

South Bay Daily Breeze: Mike Waldner, Terry Johnson, Randy Gray, Bob Cox, Chris Long, Jon Heyman.

The Sporting News: Dave Nightingale.

United Press International: Mike Barnes, Jeff Hasen.

Honorary Members: Joe Hendrickson, Alex Kahn, Dick Miller, Frank Mazzeo, Wayne Monroe, Jack Stevenson, Bill Langley, Bud Tucker, Rick Talley, John Hall.



The Dodgers honored Bob Hunter with a room at Dodgertown

BOB HUNTER HONORED

Bob Hunter, a veteran sportswriter who has covered the Dodgers and the Los Angeles sports scene for over 50 years, has been named as the winner of the 1988 J. G. Spink Award to be presented in Cooperstown, N.Y. during Hall of Fame induction ceremonies on July 23, 1989. Hunter works as a columnist for the Daily News.

The J.G. Spink Award honors a sportswriter "for meritorious contributions to baseball writing."

The previous year's recipient was Jim Murray, the Los Angeles Times columnist since 1961.

DAILY AREA NEWSPAPERS

Anaheim Bulletin

1771 S. Lewis St.
Anaheim, CA 92805
(714) 634-1567
Sports Editor - Steve Pajak

Daily Breeze

5215 Torrance Blvd.
Torrance, CA 90509
(213) 540-5511
Sports Editor - Mike Waldner

Glendale News Press

111 N. Isabel Ave.
Glendale, CA 91206
(818) 241-4141
Sports Editor - Keith Lair

La Habra Daily Star Progress

600 S. Palm
La Habra, CA 90631
(714) 529-2144
Sports Editor - Paul Click

La Opinion

1436 S. Main St.
Los Angeles, CA 90015
(213) 748-2141
Sports Editor - Fernando Paramo

Long Beach Press Telegram

604 Pine St.
Long Beach, CA 90844-0001
(213) 775-6211
Sports Editor - Jim McCormack

Los Angeles Herald Examiner

1111 S. Broadway
Los Angeles, CA 90015
(213) 744-8428
Sports Editor - Rick Arthur

Los Angeles Times

Times Mirror Square
Los Angeles, CA 90053
(213) 237-7145
Sports Editor - Bill Dwyre

Noticias Del Mundo

1301 W. Second St.
Los Angeles, CA 90026
(213) 482-9657
Sports Editor - Manolo Hernandez Douen

Corona Independent

823 S. Main St.
Corona, CA 91720
(714) 737-1234
Sports Editor - Jerry Soifer

Daily News

P.O. Box 4200
Woodland Hills, CA 91365
(818) 997-4101
Sports Editor - Steve Clow

Los Angeles Times Orange County Edition

1375 Sunflower
Costa Mesa, CA 92626
(714) 966-5600
Sports Editor - Herb Stutz

Los Angeles Sentinel

1112 E. 43rd St.
Los Angeles, CA 90011
(213) 232-3261
Sports Editor - Steve Finley

Orange Coast Daily Pilot

330 W. Bay St.
Costa Mesa, CA 92626
(714) 642-4321
Sports Editor - Roger Carlson

Pasadena Star News

525 E. Colorado Blvd.
Pasadena, CA 91109
(818) 578-6480
Sports Editor - Kevin Bronson

The Register

625 N. Grand Ave.
Santa Ana, CA 92711
(714) 835-1234
Sports Editor - Jim Colonna

Riverside Press Enterprise

3512 - 14th St.
Riverside, CA 92502
(714) 684-1200

Sports Editor - John Garrett

San Bernardino Sun

399 D Street
San Bernardino, CA 92401
(714) 899-9666

Sports Editor - Paul
Oberjuege

Ontario Daily Report

P.O. Box 4000
Ontario, CA 91761
(714) 987-6397

Sports Editor - Louis
Brewster

San Gabriel Valley Tribune

1210 Azusa Canyon Rd.
West Covina, CA 91790
(818) 962-8811

Sports Editor - Art Wilson

Santa Monica**Evening Outlook**

1920 Colorado Ave.
Santa Monica, CA 90404
(213) 829-6811

Sports Editor - Mike
Waldner

20 De Mayo

1824 Sunset Blvd. #202
Los Angeles, CA 90026
(213) 483-4890

Sports Editor - Angel Torres

USA Today

924 Westwood Blvd. #920
Los Angeles, CA 90024
(213) 208-6425

Sports Editor - Henry
Freeman (Washington, DC)

Whittier Daily News

7037 S. Comstock
Whittier, CA 90602
(213) 698-0955

Sports Editor - Mike Holler

Wire Services**Associated Press**

1111 S. Hill St.
Los Angeles, CA 90015
(213) 746-1200

Sports - John Nadel, Ken
Peters,

Joe Resnick, Nancy
Mazmanian, Bernie Wilson

United Press International

316 W. Second St., 6th Floor
Los Angeles, CA 90012
(213) 620-1230

Sports - Terry Bales, Jeff
Hansen Alex Kahn, Mike
Barnes

**LOS ANGELES/ORANGE
COUNTY RADIO STATIONS****KABC**

3321 S. La Cienega Blvd.
Los Angeles, CA 90016
(213) 840-4973
Sports Director - Fred Wallin

KALI

5723 Melrose Ave.
Hollywood, CA 90038
(213) 466-6161
Sports Director - Gary Mercer

KEZY/KPZE

1190 E. Ball Rd.
Anaheim, CA 92805
(714) 774-9600
Sports Director - Chris Little

KFI/KOST

610 S. Ardmore
Los Angeles, CA 90005
(213) 251-3124
Sports Director - Chris
Roberts

KFWB

6230 Yucca Street
Los Angeles, CA 90028
(213) 462-5392
Sports Director - Rod
VanHook

KGIL

14800 Lassen
Mission Hills, CA 91345
(818) 894-6397
Sports Director - Ed Ziel

KRTH AM/FM

5901 Venice Blvd.
Los Angeles, CA 90034
(213) 937-5230
Sports Director - Pete Domas

KRLA/KLSX

3580 Wilshire Blvd.
Los Angeles, CA 90010
(213) 383-4222
Sports Director - Rich
Marotta

KIIS AM/FM

6255 Sunset Blvd.
Hollywood, CA 90028
(213) 466-8381
Sports Director - Charleye
Wright

KJLH

241 W. Compton Blvd.
Compton, CA 90220
(213) 635-3473
News Director - Carl Nelson

KPWR

2600 W. Olive
Burbank, CA 91505
(818) 953-4200
News Director - Monica
Brooks

KIK FM

Two City Blvd. E. #183
Orange, CA 92668
(714) 835-1300
News Director - Ken Guerrero

KLAC/KZLA

4000 W. Alameda
Burbank, CA 91505
(818) 842-0500
Sports Director - Frank
Polak

KMPC AM/KMPC FM 102

5858 Sunset Blvd.
Hollywood, CA 90028
(213) 460-5672
Sports Director - Steve
Bailey

KWIZ

3101 W. Fifth St.
Santa Ana, CA 92703
(714) 554-5000
Sports Director - John Kobik

KYMS

1749 W. Katella
Orange, CA 92667
(714) 835-1063
News Director - Steve Atkins

KLOS

3321 S. La Cienega Blvd.
Los Angeles, CA 90016
(213) 840-4800
News Director - Chuck
Moshontz

KNX AM/FM

6121 Sunset Blvd.
Los Angeles, CA 90028
(213) 460-3343
Sports Director - Fred
Gallagher

KDAY

1700 N. Alvarado
Los Angeles, CA 90026
(213) 665-1105
Sports Director - Brad Pye

KROQ

P.O. Box 10670
Burbank, CA 91510
(818) 567-1067
Sports Director - Boyd
Britton

KTNQ/KLVE

5746 Hollywood Blvd.
Hollywood, CA 90028
(213) 465-3171
Rolando Gonzalez

KWKW 1330

6777 Hollywood Blvd.
Hollywood, CA 90028
(213) 466-8111

TELEVISION**ESPN-Cable**

9665 Wilshire Blvd., #800
Beverly Hills, CA 90212
(213) 205-8900
Sports Director - John
Hamlin

KABC TV (7)

4151 Prospect Ave.
Los Angeles, CA 90027
(213) 668-2196
Sports Director - Jim Hill

KABC TV (7) Orange County

1462 East Katella
Anaheim, CA 92805
(714) 634-1847

KNBC TV (2)

6121 Sunset Blvd.
Hollywood, CA 90028
(213) 460-3252
Sports Director - Keith
Olbermann

KNBC TV (4)

3000 W. Alameda
Burbank, CA 91523
(818) 840-4237
Sports Director - Fred Roggin

KCOP TV (13)

915 N. La Brea
Hollywood, CA 90038
(213) 851-1000
Sports Director - Vic Jacobs

KHJ TV (9)

5515 Melrose Ave.
Hollywood, CA 90038
(213) 462-4490
Sports Director - Scott St.
James

KTLA TV (5)

5800 Sunset Blvd.
Hollywood, CA 90028
(213) 460-3826
Senior Sports Director -
Cathy Karp
Sports Director - Chris Lee

KTTV TV (11)

5746 Sunset Blvd.
Hollywood, CA 90028
(213) 856-1308
Sports Director - Bob
Guerrero

KDOC TV (56)

1730 S. Clementine Street
Anaheim, CA 92802
(714) 999-5000
Sports Director - Michelle
Murker

CNN-Cable

6290 Sunset Blvd.
Hollywood, CA 90028
(213) 460-5000
Sports Director - Ronnie
Forscheimer

Z Channel

1545 26th Street, 2nd Floor
Santa Monica, CA 90404-
3554
(213) 453-1985
Sports Director - Jim Zrake

Where, How To Purchase L.A. Dodgers Tickets**At Dodger Stadium****Ticket Office**

Phone (213) 224-1400
1000 Elysian Park Avenue
Advance ticket office open March-October
1750 Stadium Way adjacent to
Naval-Marine Center
Open Monday through Saturday 8:30 a.m.
to 5:30 p.m.

TicketMaster

Phone (213) 480-3232 or (714) 740-2000
for office nearest you.

All Music Plus, May Company and Sportmart Stores Ticketron-Teletron

Phone: (213) 642-4242 for office nearest you.
Teletron (213) 410-1062 or (714) 634-1300
Tower Record Stores

By Mail

Send checks or money orders,
payable to Los Angeles Dodgers:
Post Office Box 51100,
Los Angeles, California 90051
(Please add \$3 for handling and mailing
of each order)

Group Orders

Los Angeles Dodgers Group Sales
Post Office Box 51100,
Los Angeles, California 90051
(Please add \$3 for handling and
mailing of each order)

Gift Certificates

Available in denominations of
\$1, \$5, \$10, \$20, \$50.
Dodger Ticket Office,
Post Office Box 51100,
Los Angeles, California 90051

Dodgers' Ticket Prices - 1989

| | |
|-----------------------------|--------|
| Box Seats | \$8.00 |
| Reserved Seats | \$6.00 |
| General Admission | \$4.00 |
| Children General Admission* | \$2.00 |

*Sold Day of Game

1989 Promotional Dates**Calendar Night**

Thurs., March 30 vs. CAL. - 7:05

Opening Day

Thurs., April 13 vs. HST. - 1:05

Fireworks Night

Fri., April 14 vs. HST. - 7:05

World Series Ring Day*

Sat., April 15 vs. HST. - 1:05

Fielder's Glove Night*

Wed., April 19 vs. CIN. - 7:05

Pin #1 - 1988 WS

Sun., April 23 vs. S.F. - 1:05

Baseball Card Night*

Fri., May 5 vs. CHI. - 7:05

Pin #2 - 1981 WS

Sun., May 7 vs. CHI. - 1:05

Pin #3 - 1965 WS

Wed., May 24 vs. PHIL. - 7:05

Wristwatch Night*

Mon., May 29 vs. MONT. - 5:05

Pin #4 - 1963 WS

Sat., June 10 vs. CIN. - 12:20

Cap Night

Thurs., June 15 vs. HST. - 5:10

Oldtimers Day

Sun., June 18 vs. ATL. - 1:05

Think Blue Week

June 27-July 3

Fireworks Night

Fri., June 30 vs. PITT. - 7:35

Pin #5 - 1959 WS

Sat., July 1 vs. PITT. - 12:20

Camera Day

Sun., July 2 vs. PITT. - 1:05

Helmet Night*

Thurs., July 13 vs. ST.L. - 7:35

Pin #6 - 1955 WS

Sun., July 16 vs. ST.L. - 1:05

Sports Socks Day

Sat., Aug. 5 vs. S.D. - 12:20

Trading Card Day*

Sun., Aug. 6 vs. S.D. - 1:05

Helmet Night*

Wed., Aug. 9 vs. ATL. - 7:35

Hollywood Stars Night

Sat., Aug. 26 vs. PHIL. - 7:05

Back Pack Day*

Sun., Sept. 3 vs. MONT. - 1:05

Baseball Card Night

Fri., Sept. 15 vs. ATL. - 7:35

Autographed Ball Day*

Sun., Sept. 17 vs. ATL. - 1:05

Team Photo Day

Sat., Sept. 23 vs. S.D. - 1:05

Fan Appreciation Day

Sun., Sept. 24 vs. S.D. - 1:05

*Items to children 14 and under.

RULES OF INTEREST

Player Limits: 40 until opening day, when the number must be reduced to 25 or a minimum of 24 until September 1, when it again becomes 40.

Determining Batting Average: Divide the number of at-bats into the number of hits.

Determining an Earned Run Average: Multiply the number of earned runs by nine; take the number and divide it by the number of innings pitched.

Determining Slugging Percentage: Divide the total bases of all safe hits by the total times at bat (At-bats do not include walks, sacrifices, hit by pitcher, or times awarded first base because of interference or obstruction).

Determining Fielding Average: Divide the total putouts and assists by the total number of putouts, assists and errors.

Determining Percentage of Game Won and Lost: Divide the number of games won by the total games won and lost.

Consecutive Hitting Streaks: A consecutive hitting streak shall not be terminated if the plate appearance results in a base on balls, hit batsman, defensive interference or a sacrifice bunt. A sacrifice fly shall terminate the streak.

Consecutive-Game Hitting Streaks: A consecutive-game hitting streak shall not be terminated if all the player's plate appearances (one or more) result in a base on balls, hit baseman, defensive interference or a sacrifice bunt. The streak shall terminate if the player has a sacrifice fly and no hit.

Consecutive-Game Playing Streak: A consecutive-game playing streak shall be extended if the player plays one half-inning on defense, or if he completes a time at bat by reaching base or being put out. A pinch-running appearance only shall not extend the streak. If a player is ejected from a game by an umpire before he can comply with the requirements of this rule, his streak shall continue.

Trading Regulations: Players are available on waivers in reverse order of standings, at the time waivers expire, if more than 30 days after the start of the season; otherwise in reverse order of standings at close of the preceding season.

Trading Deadline: The trading deadline is July 31. Waivers are required for any inter- or intra- Major League assignment during the period beginning Aug. 1 and ending at 5 p.m. (East Coast

time) the day after the end of the season. During the other 10 months of the year, no waivers are needed. The waiver periods are: November 11 to 30th day of season; 31st day of season to July 31; and Aug. 1 to November 10.

Determining the Magic Number: Determine the number of games yet to be played, add one, then subtract the number of games ahead in the loss column of the standings from the closest opponent.

Game Winning Hit: The hit that gives your team a higher final run total than your opponent.

Doctored Bat: A batter is out for illegal action when he uses or attempts to use a bat that, in the umpire's judgement, has been altered or tampered with in such a way to improve the distance factor or cause an unusual reaction on the baseball. This includes bats that are filled, flat-surfaced, nailed, hollowed, grooved or covered with a substance such as paraffin, wax, etc. No advancement on the bases will be allowed and any out or outs made during a play shall stand. In addition to being called out, the player shall be ejected from the game and may be subject to additional penalties as determined by his League President. (Rule 6.06d).

Night Game: Any game that starts at 6 p.m. or after.

QUALIFYING MARKS

Qualification for Batting Championship: Highest batting average and 502 or more plate appearances.

Qualification for Pitching Championship: Lowest ERA and 162 or more innings pitched.

Qualifications for a "Rookie": Not more than 45 days on a major league roster between opening day and Sept. 1, and has not exceeded 130 official at-bats (or 50 innings pitched).

Qualifications for a Save: Credit a pitcher with a save when: 1. He is the finishing pitcher in a game won by his club, and 2. He is not the winning pitcher, and 3. He qualifies under one of the following conditions: (a) He enters the game with a lead of no more than three runs and pitches for at least one inning, or (b) He enters the game with the potential tying run either on base, at bat or on deck (that is, the potential tying run is either already on base or is one of the first two batsmen he faces), or (c) He pitches effectively for at least three innings. No more than one save may be credited in each game.

SPRING TRAINING



THE DODGERS' SPRING HOME
DODGERTOWN

Post Office Box 2887
 4001 26th Street / Vero Beach, Florida 32961-2887
 Telephone (407) 569-4900

The Dodgers celebrate their 41st anniversary at Dodgertown in Vero Beach, FL., this spring.

It was in 1948 that the Dodgers set up camp in Vero Beach, at the invitation of local businessman Bud Holman, after whom Holman Stadium is named.

Holman's brainstorm came after the United States government turned over a naval air station to the city of Vero Beach following World War II.

Vero Beach needed a tenant for the facility and the Dodgers were looking for a spring home after leading a nomad existence.

In the spring of 1948, the former naval air station grounds and barracks were invaded by 600 players in the Dodger organization.

The players who spent that long ago spring at Dodgertown, as it came to be known almost from the outset, would not recognize the place today.

Replacing the old barracks is a modern 90-unit villa. A new 23,000 square foot administration building was constructed on the site of the former headquarters building in 1974. The building includes a major league clubhouse, minor league clubhouse, medical department, dining room and kitchen, main lobby, canteen, recording studio, photo dark room, Western Union office, interview room, stadium club lounge, press working area, trainers' room, equipment room and two laundry rooms. All of the landscaping was done with plants and flowers grown in the Dodgertown nursery.

There are three practice fields and a row of batting cages, in addition to Holman Stadium, dedicated in 1953, where the Dodgers play their exhibition games. The stadium has a seating capacity of 6,000.

Even the recreation facilities at Dodgertown have undergone radical change since that initial spring.

Two golf courses - an 18-holer called Dodger Pines Country Club and a nine-hole layout - outline the complex.

The clubhouse is complete with locker room, dining room and pro shop.

Dodger personnel also have the use of a swimming pool, four all-weather tennis courts and a theater in which different movies are shown each night.

Dodgertown, the only privately-owned training camp in the country, also includes a 70-acre citrus grove, 45 residents on the golf course perimeter and a conference center.

Since 1965, the Dodgers have purchased 450 acres from the city of Vero Beach.

Besides Dodger spring training, Dodgertown is a conference center managed by Harrison Conference Centers.

The conference center is designed to provide the proper environment for business meetings and the most intensive learning objectives. There are 12 specially-designed meeting rooms, featuring the latest in audio visual equipment. The recreation program includes golf, tennis, baseball, swimming, basketball, volleyball and jogging trails.

Dodgertown accommodates up to 180 conferees. The facility has more than 200 employees.

Holman Stadium also is the summer home of the Vero Beach Dodgers of the Class A Florida State League. In its first season in 1980, the franchise's attendance for 71 home games was 80,063 plus another 3,325 for three play-off games, a remarkable total because Vero Beach (population 17,033) is one of the smallest towns in America with a professional baseball club. The Dodgers broke the record in 1981 as they attracted 91,732 fans in 67 dates.

LOS ANGELES DODGERS SPRING TRAINING RESULTS 1958-1988
 (vs. Major League Clubs)

| Year | Won | Lost | Pct. | Year | Won | Lost | Pct. |
|------|-----|------|------|------|-----|------|----------|
| 1958 | 15 | 16 | .484 | 1974 | 17 | 7 | .708 |
| 1959 | 12 | 10 | .545 | 1975 | 19 | 9 | .679 |
| 1960 | 12 | 10 | .545 | 1976 | 10 | 3 | .769 |
| 1961 | 13 | 15 | .464 | 1977 | 17 | 7 | .708 |
| 1962 | 18 | 12 | .600 | 1978 | 10 | 14 | .417 |
| 1963 | 12 | 15 | .444 | 1979 | 13 | 10 | .565 |
| 1964 | 9 | 16 | .360 | 1980 | 10 | 7 | Tie .583 |
| 1965 | 17 | 11 | .607 | 1981 | 12 | 14 | .462 |
| 1966 | 10 | 16 | .385 | 1982 | 12 | 12 | .500 |
| 1967 | 11 | 16 | .407 | 1983 | 11 | 17 | .393 |
| 1968 | 14 | 13 | .519 | 1984 | 13 | 13 | .500 |
| 1969 | 12 | 13 | .480 | 1985 | 16 | 11 | .593 |
| 1970 | 17 | 8 | .680 | 1986 | 12 | 16 | Tie .429 |
| 1971 | 13 | 9 | .591 | 1987 | 12 | 15 | .444 |
| 1972 | 10 | 7 | .588 | 1988 | 21 | 11 | .656 |
| 1973 | 15 | 12 | .556 | | | | |

Attendance record at Holman Stadium (Vero Beach, Florida): 8,200 - New York Yankees vs. Dodgers, March 17, 1979. Spring Training Home Opener High: 6,443 - Atlanta Braves vs. Dodgers, March 6, 1983. Largest season total: 84,428 for 15 dates, 1986. Largest season average: 6,041 in 1987, 72,491 for 12 dates.

TOP FIVE HOLMAN STADIUM CROWDS

| | | | |
|--------------|----------------------|--------------|--------------------|
| 1. 8,200 ... | March 19, 1979 | 4. 7,902 ... | March 13, 1987 |
| | vs. New York Yankees | | vs. New York Mets |
| 2. 8,051 ... | March 18, 1984 | 5. 7,707 ... | March 26, 1987 |
| | vs. Atlanta Braves | | vs. Boston Red Sox |
| 3. 7,931 ... | March 20, 1988 | | |
| | vs. New York Mets | | |

Jim and Dearie Mulvey Award Winners (top rookies at Dodgertown): Craig Shipley - 1988, Mike Ramsey - 1987, Reggie Williams - 1986, Sid Bream - 1985, German Rivera - 1984, Orel Hershiser - 1983, Mike Marshall - 1982, Fernando Valenzuela - 1981, Rudy Law - 1980, Pedro Guerrero - 1979, Bob Welch - 1978, Rick Sutcliffe - 1977, Glenn Burke - 1976, Rick Rhoden - 1975, Jerry Royster - 1974, Eddie Solomon - 1973, Steve Yeager - 1972, Bob Darwin - 1971, Bill Buckner - 1970 and Ted Sizemore - 1969.

FREEWAY SERIES RESULTS

| Year | Series / Result | Fresco Thompson Memorial Memorial (Series MVP) | Lefty Phillips Memorial Trophy Winners (Outstanding Pitcher) |
|---------|------------------------------|------------------------------------------------------|--------------------------------------------------------------------|
| 1962 | Angels 1, Dodgers 0 | | |
| 1963 | Angels 2, Dodgers 0 | | |
| 1964 | Angels 2, Dodgers 0 | | |
| 1965-68 | Did not play | | |
| 1969 | Dodgers 1, Angels 1 | Andy Kosco (Dodgers) | |
| 1970 | Dodgers 3, Angels 0 | Wes Parkar (Dodgers) | |
| 1971 | Angels 2, Dodgers 1 | Jim Spencer (Angels) | |
| 1972 | Did not play | | |
| 1973 | Angels 2, Dodgers 1 | Willie Crawford (Dodgers) | Al Downing (Dodgers) |
| 1974 | Dodgers 2, Angels 1 | Bill Buckner (Dodgers) | Andy Messersmith (Dodgers) |
| 1975 | Dodgers 2, Angels 1 | Steve Yeager (Dodgers) | Rick Rhoden (Dodgers) |
| 1976 | Dodgers 1, Angels 1 | Bruce Bochte (Angels) | Tommy John (Dodgers) |
| 1977 | Dodgers 3, Angels 0 | Steve Garvey (Dodgers) | Doug Rau (Dodgers) |
| 1978 | Angels 2, Dodgers 0 | Rick Miller (Angels) | Nolan Ryan (Angels) |
| 1979 | Angels 2, Dodgers 1 | Bobby Grich (Angels) | Burt Hooton (Dodgers) |
| 1980 | Did not play | | |
| 1981 | Dodgers 2, Angels 1 | Pedro Guerrero (Dodgers) | Burt Hooton (Dodgers) |
| 1982 | Angels 2, Dodgers 1 | Bob Boone (Angels) | Geoff Zahn (Angels) |
| 1983 | Angels 2, Dodgers 1 | Bill Russell (Dodgers) | Mike Witt (Angels) |
| 1984 | Dodgers 3, Angels 0 | Mike Marshall (Dodgers) | Rick Honeycutt (Dodgers) |
| 1985 | Dodgers 2, Angels 1 | Sid Bream (Dodgers) | Tommy John (Angels) |
| 1986 | Angels 2, Dodgers 1 | Franklin Stubbs (Dodgers) | John Candelaria (Angels) |
| 1987 | Angels 3, Dodgers 0 | Gary Pettis (Angels) | Willie Fraser (Angels) |
| 1988 | Dodgers 2, Angels 1 | Kirk Gibson (Dodgers) | Kirk McCaskill (Angels) |
| Totals: | Angels 29, Dodgers 27, 1 Tie | | |

LOS ANGELES DODGERS 1988 SPRING TRAINING STATISTICS

| Batter | Avg. | G | AB | R | H | 2B | 3B | HR | RBI | GW | SH | SF | HP | BB | IB | SO | SB | CS | E |
|------------|-------|----|------|-----|-----|----|----|----|-----|----|----|----|----|-----|----|-----|----|----|----|
| Anderson | .122 | 26 | 41 | 5 | 5 | 0 | 0 | 0 | 2 | 1 | 1 | 0 | 0 | 6 | 0 | 5 | 1 | 1 | 4 |
| Bell | .000 | 3 | 2 | 0 | 0 | 0 | 0 | 0 | 0 | 0 | 0 | 0 | 0 | 1 | 0 | 1 | 1 | 0 | 0 |
| Bryant | .222 | 16 | 27 | 3 | 6 | 1 | 1 | 1 | 7 | 1 | 0 | 1 | 0 | 2 | 0 | 12 | 0 | 0 | 0 |
| Davis | .118 | 11 | 34 | 2 | 4 | 1 | 0 | 1 | 5 | 0 | 0 | 0 | 0 | 4 | 0 | 9 | 0 | 2 | 3 |
| Dempsey | .133 | 20 | 30 | 3 | 4 | 2 | 0 | 1 | 6 | 2 | 0 | 0 | 0 | 4 | 0 | 6 | 0 | 0 | 0 |
| Devereaux | .414 | 21 | 29 | 5 | 12 | 1 | 0 | 0 | 6 | 2 | 0 | 1 | 0 | 2 | 0 | 1 | 1 | 0 | 0 |
| Duncan | .100 | 17 | 30 | 5 | 3 | 0 | 0 | 0 | 1 | 0 | 2 | 0 | 0 | 1 | 0 | 9 | 1 | 0 | 2 |
| Fletcher | — | 0 | 0 | 0 | 0 | 0 | 0 | 0 | 0 | 0 | 0 | 0 | 0 | 1 | 1 | 0 | 0 | 0 | 0 |
| Francois | .000 | 3 | 5 | 0 | 0 | 0 | 0 | 0 | 0 | 0 | 0 | 0 | 0 | 0 | 0 | 1 | 0 | 0 | 0 |
| Garcia | .400 | 2 | 5 | 1 | 2 | 0 | 0 | 0 | 1 | 0 | 0 | 0 | 0 | 0 | 0 | 0 | 1 | 1 | 0 |
| Gibson | .291 | 23 | 55 | 6 | 16 | 4 | 1 | 1 | 10 | 2 | 0 | 2 | 2 | 7 | 0 | 15 | 4 | 1 | 2 |
| Gonzalez | .269 | 19 | 26 | 4 | 7 | 1 | 0 | 0 | 2 | 0 | 1 | 1 | 0 | 2 | 0 | 4 | 2 | 1 | 1 |
| Griffin | .325 | 24 | 83 | 10 | 27 | 1 | 0 | 0 | 6 | 0 | 0 | 0 | 0 | 5 | 1 | 5 | 4 | 3 | 3 |
| Guerrero | .280 | 23 | 75 | 9 | 21 | 2 | 0 | 2 | 13 | 0 | 0 | 1 | 0 | 7 | 1 | 8 | 1 | 0 | 2 |
| Gwynn | .467 | 11 | 15 | 4 | 7 | 0 | 1 | 0 | 1 | 0 | 0 | 0 | 0 | 1 | 0 | 4 | 0 | 0 | 0 |
| Hamilton | .405 | 26 | 37 | 11 | 15 | 1 | 0 | 2 | 7 | 0 | 1 | 1 | 0 | 1 | 0 | 1 | 0 | 0 | 1 |
| Hatcher | .250 | 19 | 24 | 1 | 6 | 3 | 0 | 0 | 4 | 1 | 0 | 1 | 0 | 0 | 0 | 2 | 0 | 0 | 0 |
| Heep | .490 | 27 | 49 | 10 | 24 | 2 | 1 | 2 | 6 | 1 | 0 | 0 | 0 | 7 | 0 | 5 | 0 | 0 | 0 |
| Hinshaw | .333 | 3 | 3 | 0 | 1 | 0 | 0 | 0 | 0 | 0 | 0 | 0 | 0 | 0 | 0 | 1 | 0 | 0 | 0 |
| Landrum | .143 | 15 | 21 | 0 | 3 | 1 | 0 | 0 | 2 | 0 | 0 | 0 | 0 | 1 | 0 | 2 | 0 | 0 | 0 |
| Lopez | .000 | 2 | 1 | 0 | 0 | 0 | 0 | 0 | 0 | 0 | 0 | 0 | 0 | 0 | 0 | 0 | 0 | 0 | 0 |
| Marshall | .366 | 23 | 82 | 9 | 30 | 8 | 0 | 2 | 12 | 4 | 0 | 1 | 0 | 3 | 1 | 7 | 1 | 1 | 4 |
| Martinez | .000 | 1 | 1 | 0 | 0 | 0 | 0 | 0 | 0 | 0 | 0 | 0 | 0 | 0 | 0 | 0 | 0 | 0 | 0 |
| Matuszek | .316 | 12 | 19 | 3 | 6 | 0 | 0 | 2 | 6 | 2 | 0 | 0 | 0 | 4 | 0 | 5 | 0 | 0 | 1 |
| Mota | .000 | 2 | 1 | 0 | 0 | 0 | 0 | 0 | 0 | 0 | 0 | 0 | 0 | 0 | 0 | 0 | 1 | 0 | 0 |
| Ramsey | 1.000 | 3 | 1 | 2 | 1 | 1 | 0 | 0 | 0 | 0 | 0 | 0 | 0 | 0 | 0 | 0 | 0 | 0 | 0 |
| Reyes | .750 | 7 | 4 | 2 | 3 | 0 | 0 | 1 | 3 | 0 | 0 | 0 | 1 | 1 | 0 | 0 | 0 | 0 | 0 |
| Russell | .000 | 1 | 1 | 0 | 0 | 0 | 0 | 0 | 0 | 0 | 0 | 0 | 0 | 0 | 0 | 0 | 0 | 0 | 0 |
| Sax | .404 | 26 | 89 | 23 | 36 | 6 | 0 | 1 | 7 | 1 | 1 | 0 | 2 | 4 | 0 | 9 | 5 | 1 | 0 |
| Scioscia | .259 | 22 | 54 | 3 | 14 | 5 | 0 | 0 | 3 | 0 | 1 | 0 | 0 | 3 | 0 | 3 | 1 | 0 | 2 |
| Sharperson | .143 | 22 | 21 | 1 | 3 | 1 | 0 | 0 | 2 | 1 | 0 | 1 | 0 | 2 | 0 | 5 | 0 | 0 | 1 |
| Shelby | .238 | 26 | 80 | 11 | 19 | 7 | 1 | 2 | 16 | 0 | 0 | 1 | 0 | 7 | 1 | 16 | 4 | 0 | 0 |
| Shiple | .611 | 14 | 18 | 5 | 11 | 1 | 1 | 0 | 2 | 0 | 0 | 0 | 0 | 1 | 0 | 1 | 0 | 0 | 1 |
| Stubbs | .229 | 28 | 48 | 10 | 11 | 5 | 0 | 0 | 4 | 1 | 0 | 0 | 0 | 12 | 1 | 9 | 1 | 1 | 1 |
| Trevino | .067 | 15 | 30 | 0 | 2 | 0 | 0 | 0 | 0 | 0 | 0 | 0 | 0 | 1 | 0 | 5 | 0 | 0 | 4 |
| Valdez | .000 | 2 | 2 | 0 | 0 | 0 | 0 | 0 | 0 | 0 | 0 | 0 | 0 | 0 | 0 | 1 | 0 | 0 | 1 |
| Woodson | .455 | 10 | 11 | 2 | 5 | 2 | 0 | 1 | 4 | 1 | 0 | 0 | 0 | 2 | 0 | 2 | 0 | 0 | 1 |
| Dodgers | .282 | 32 | 1097 | 151 | 309 | 59 | 6 | 19 | 141 | 20 | 12 | 11 | 5 | 93 | 6 | 162 | 29 | 12 | 36 |
| Opponents | .264 | 32 | 1108 | 126 | 292 | 46 | 5 | 20 | 116 | 8 | 9 | 5 | 4 | 104 | 3 | 183 | 25 | 15 | 30 |

LOS ANGELES DODGERS 1988 SPRING TRAINING STATISTICS

| Pitcher | W | L | ERA | G | GS | CG | SHO | SV | IP | H | R | ER | HR | BB | IB | SO |
|--------------|----|----|------|----|----|----|-----|----|-------|-----|-----|-----|----|-----|----|-----|
| Belcher | 1 | 1 | 3.54 | 7 | 7 | 0 | 0 | 0 | 28.0 | 28 | 13 | 11 | 2 | 5 | 0 | 16 |
| Brennan | 1 | 2 | 4.00 | 9 | 0 | 0 | 0 | 0 | 18.0 | 21 | 9 | 8 | 1 | 6 | 0 | 11 |
| Crews | 2 | 0 | 5.06 | 10 | 0 | 0 | 0 | 1 | 16.0 | 24 | 11 | 9 | 0 | 3 | 0 | 9 |
| Davis, R | 0 | 0 | 6.35 | 4 | 0 | 0 | 0 | 0 | 5.2 | 9 | 4 | 4 | 0 | 3 | 1 | 4 |
| Hartley | 0 | 0 | 3.00 | 4 | 0 | 0 | 0 | 1 | 6.0 | 7 | 2 | 2 | 0 | 2 | 0 | 6 |
| Havans | 1 | 0 | 3.52 | 10 | 0 | 0 | 0 | 2 | 15.1 | 15 | 7 | 6 | 0 | 6 | 0 | 13 |
| Hensley | 0 | 0 | 0.00 | 1 | 0 | 0 | 0 | 0 | 2.0 | 2 | 0 | 0 | 0 | 0 | 0 | 2 |
| Hershiser, O | 2 | 3 | 2.40 | 7 | 7 | 0 | 0 | 0 | 30.0 | 29 | 11 | 8 | 0 | 8 | 0 | 18 |
| Hillegas | 1 | 1 | 5.19 | 7 | 1 | 0 | 0 | 0 | 17.1 | 18 | 12 | 10 | 2 | 10 | 1 | 9 |
| Holton | 1 | 0 | 5.54 | 9 | 0 | 0 | 0 | 1 | 13.0 | 22 | 8 | 8 | 3 | 5 | 0 | 8 |
| Howell, J | 0 | 0 | 0.00 | 10 | 0 | 0 | 0 | 0 | 10.2 | 6 | 1 | 0 | 0 | 6 | 0 | 7 |
| Howell, K | 0 | 0 | 2.25 | 2 | 0 | 0 | 0 | 0 | 4.0 | 4 | 1 | 1 | 0 | 4 | 0 | 2 |
| Kyles | 0 | 0 | 0.00 | 1 | 0 | 0 | 0 | 0 | 3.0 | 2 | 0 | 0 | 0 | 1 | 0 | 1 |
| Leary | 3 | 0 | 1.71 | 7 | 4 | 0 | 0 | 0 | 31.2 | 23 | 6 | 6 | 1 | 6 | 0 | 22 |
| Martinez, R | 0 | 0 | 0.00 | 1 | 0 | 0 | 0 | 0 | 2.0 | 0 | 0 | 0 | 0 | 0 | 0 | 2 |
| Orosco | 3 | 0 | 6.00 | 11 | 0 | 0 | 0 | 1 | 15.0 | 17 | 10 | 10 | 2 | 13 | 0 | 14 |
| Pena | 1 | 1 | 3.86 | 4 | 3 | 0 | 0 | 0 | 14.0 | 15 | 8 | 6 | 3 | 1 | 0 | 4 |
| Sutton | 2 | 1 | 3.24 | 6 | 4 | 0 | 0 | 0 | 25.0 | 21 | 9 | 9 | 2 | 13 | 1 | 16 |
| Tapia | 1 | 0 | 0.00 | 1 | 0 | 0 | 0 | 0 | 2.0 | 2 | 0 | 0 | 0 | 3 | 0 | 1 |
| Valenzuela | 2 | 2 | 4.50 | 6 | 6 | 0 | 0 | 0 | 28.0 | 27 | 14 | 14 | 4 | 9 | 0 | 18 |
| Dodgers | 21 | 11 | 3.52 | 32 | 32 | 0 | 4 | 6 | 286.2 | 292 | 126 | 112 | 20 | 104 | 3 | 183 |
| Opponents | 11 | 21 | 4.26 | 32 | 32 | 0 | 0 | 5 | 283.0 | 309 | 151 | 134 | 19 | 93 | 6 | 162 |

LOS ANGELES DODGERS 1989 SPRING TRAINING SCHEDULE

| Date | Day | Opponent | Location | Time | Score |
|-----------------|------------------|--------------------------|-------------------|-----------------|-------|
| March 3 | Friday | Kansas City Royals | Baseball City | 1:35 pm | _____ |
| March 4 | Saturday | New York Mets | Port St. Lucie | 1:05 pm | _____ |
| March 5 | Sunday | New York Mets | Vero Beach | 1:30 pm | _____ |
| March 6 | Monday | Montreal Expos | Vero Beach | 1:30 pm | _____ |
| March 7 | Tuesday | New York Yankees | Ft. Lauderdale | 7:00 pm | _____ |
| March 8 | Wednesday | Atlanta Braves | Vero Beach | 1:30 pm | _____ |
| March 9 | Thursday | Minnesota Twins | Vero Beach | 1:30 pm | _____ |
| March 10 | Friday | Baltimore Orioles | Miami | 1:35 pm | _____ |
| March 11 | Saturday | Houston Astros | Kissimmee | 1:05 pm | _____ |
| March 12 | Sunday | Houston Astros | Vero Beach | 1:30 pm | _____ |
| March 13 | Monday | Detroit Tigers | Lakeland | 1:35 pm | _____ |
| March 14 | Tuesday | Cincinnati Reds | Vero Beach | 1:30 pm | _____ |
| March 15 | Wednesday | Minnesota Twins | Orlando | 1:30 pm | _____ |
| March 16 | Thursday | Montreal Expos* | Vero Beach | 1:30 pm | _____ |
| March 16 | Thursday | Atlanta Braves* | West Palm Beach | 1:05 pm | _____ |
| March 17 | Friday | New York Mets | Port St. Lucie | 1:05 pm | _____ |
| March 18 | Saturday | Montreal Expos | West Palm Beach | 1:05 pm | _____ |
| March 19 | Sunday | Houston Astros | Vero Beach | 1:30 pm | _____ |
| March 20 | Monday | Atlanta Braves | Vero Beach | 1:30 pm | _____ |
| March 21 | Tuesday | Montreal Expos | West Palm Beach | 1:05 pm | _____ |
| March 22 | Wednesday | Minnesota Twins | Orlando | 1:30 pm | _____ |
| March 23 | Thursday | Baltimore Orioles | Vero Beach | 1:30 pm | _____ |
| March 24 | Friday | New York Mets | Port St. Lucie | 1:05 pm | _____ |
| March 25 | Saturday | Boston Red Sox | Winter Haven | 1:00 pm | _____ |
| March 26 | Sunday | Atlanta Braves | Vero Beach | 1:30 pm | _____ |
| March 27 | Monday | New York Mets* | Vero Beach | 1:30 pm | _____ |
| March 27 | Monday | Atlanta Braves* | West Palm Beach | 1:05 pm | _____ |
| March 28 | Tuesday | New York Yankees | Vero Beach | 1:30 pm | _____ |
| March 29 | Wednesday | Montreal Expos | Vero Beach | 12:30 pm | _____ |

Freeway Series


| | | | | | |
|-----------------|-----------------|--------------------------|-----------------------|----------------|-------|
| March 30 | Thursday | California Angels | Dodger Stadium | 7:05 pm | _____ |
| March 31 | Friday | California Angels | Anaheim | 7:35 pm | _____ |
| April 1 | Saturday | California Angels | Anaheim | 7:05 pm | _____ |

*Split squad game All games listed at local time.

Ticket prices at Vero Beach: \$7.00, reserved; \$4.00, standing room.


- NOTES -

- NOTES -



Dodgertown – Vero Beach, FL

Campo Las Palmas – Guerra, D.N. Republica Dominicana





Dodger Stadium - Los Angeles, CA

MARCH/APRIL

| SUN | MON | TUE | WED | THU | FRI | SAT |
|------------------|------------------|------------------|------------------|-----------------|--------------------|--------------------|
| | | | | | 31 CAL. 7.35 | 1 CAL. 7.05 |
| 2 TV CIN. | 3 CIN. | 4 TV CIN. | 5 CIN. | 6 TV CIN. | 7 TV ATL. | 8 ATL. 12.20 |
| 9 TV ATL. | 10 TV S.F. | 11 TV S.F. | 12 TV S.F. | 13 HST. | 14 HST. | 15 HST. |
| 16 HST. | 17 CIN. | 18 CIN. | 19 CIN. | 20 S.F. | 21 S.F. | 22 S.F. |
| 23 S.F. | 24 TV CHI. | 25 CHI. | 26 CHI. | 27 CHI. | 28 STL. | 29 STL. |
| 30 TV STL. | | | | | | |

MAY

| SUN | MON | TUE | WED | THU | FRI | SAT |
|-------------------|------------------|------------------|------------------|-------------------|-------------------|-------------------|
| | | | | | | |
| 7 CHI. | 8 PITT. | 9 PITT. | 10 PITT. | 11 STL. | 12 PHIL. | 13 PHIL. |
| 14 TV PHIL. | 15 TV N.Y. | 16 TV N.Y. | 17 TV N.Y. | 18 TV MONT. | 19 TV MONT. | 20 TV MONT. |
| 21 TV MONT. | 22 PHIL. | 23 PHIL. | 24 PHIL. | 25 PHIL. | 26 N.Y. | 27 N.Y. |
| 28 N.Y. | 29 MONT. | 30 MONT. | 31 MONT. | | | |

JUNE

| SUN | MON | TUE | WED | THU | FRI | SAT |
|------------------|------------|------------|------------|------------|-------------|------------|
| | | | | | | |
| 4 TV HST. | 5 ATL. | 6 ATL. | 7 ATL. | 8 CIN. | 9 CIN. | 10 CIN. |
| 11 CIN. | 12 CIN. | 13 HST. | 14 HST. | 15 HST. | 16 ATL. | 17 ATL. |
| 18 ATL. | 19 S.D. | 20 S.D. | 21 S.D. | 22 CIN. | 23 CIN. | 24 CIN. |
| 25 TV CIN. | 26 CIN. | 27 S.D. | 28 S.D. | 29 S.D. | 30 PITT. | |

MARCH/APRIL

| SUN | MON | TUE | WED | THU | FRI | SAT |
|------------------|------------------|------------------|------------------|-----------------|-----------------|--------------------|
| | | | | | | |
| 2 TV CIN. | 3 CIN. | 4 TV CIN. | 5 CIN. | 6 TV CIN. | 7 TV ATL. | 8 ATL. 12.20 |
| 9 TV ATL. | 10 TV S.F. | 11 TV S.F. | 12 TV S.F. | 13 HST. | 14 HST. | 15 HST. |
| 16 HST. | 17 CIN. | 18 CIN. | 19 CIN. | 20 S.F. | 21 S.F. | 22 S.F. |
| 23 S.F. | 24 TV CHI. | 25 CHI. | 26 CHI. | 27 CHI. | 28 STL. | 29 STL. |
| 30 TV STL. | | | | | | |

MAY

| SUN | MON | TUE | WED | THU | FRI | SAT |
|-------------------|------------------|------------------|------------------|-------------------|-------------------|-------------------|
| | | | | | | |
| 7 CHI. | 8 PITT. | 9 PITT. | 10 PITT. | 11 STL. | 12 PHIL. | 13 PHIL. |
| 14 TV PHIL. | 15 TV N.Y. | 16 TV N.Y. | 17 TV N.Y. | 18 TV MONT. | 19 TV MONT. | 20 TV MONT. |
| 21 TV MONT. | 22 PHIL. | 23 PHIL. | 24 PHIL. | 25 PHIL. | 26 N.Y. | 27 N.Y. |
| 28 N.Y. | 29 MONT. | 30 MONT. | 31 MONT. | | | |

JUNE

| SUN | MON | TUE | WED | THU | FRI | SAT |
|------------------|------------|------------|------------|------------|-------------|------------|
| | | | | | | |
| 4 TV HST. | 5 ATL. | 6 ATL. | 7 ATL. | 8 CIN. | 9 CIN. | 10 CIN. |
| 11 CIN. | 12 CIN. | 13 HST. | 14 HST. | 15 HST. | 16 ATL. | 17 ATL. |
| 18 ATL. | 19 S.D. | 20 S.D. | 21 S.D. | 22 CIN. | 23 CIN. | 24 CIN. |
| 25 TV CIN. | 26 CIN. | 27 S.D. | 28 S.D. | 29 S.D. | 30 PITT. | |

JULY

| SUN | MON | TUE | WED | THU | FRI | SAT |
|-------------------|-----------------------------------|-----------------------------------|------------------|-----------------|-------------|-------------|
| | | | | | | |
| 2 PITT. | 3 PITT. | 4 TV STL. | 5 TV STL. | 6 TV STL. | 7 CHI. | 8 CHI. |
| 9 TV CHI. | 10 ALL-STAR GAME ANAHAIM | 11 ALL-STAR GAME ANAHAIM | 12 STL. | 13 STL. | 14 STL. | 15 STL. |
| 16 STL. | 17 CHI. | 18 CHI. | 19 CHI. | 20 PITT. | 21 PITT. | 22 PITT. |
| 23 TV PITT. | 24 TV PITT. | 25 TV HST. | 26 TV HST. | 27 HST. | 28 S.D. | 29 S.D. |
| 30 TV S.D. | 31 S.D. | | | | | |

AUGUST

| SUN | MON | TUE | WED | THU | FRI | SAT |
|------------------|-------------|-------------|-------------|-------------|-------------|-------------|
| | | | | | | |
| 6 S.D. | 7 ATL. | 8 ATL. | 9 ATL. | 10 S.F. | 11 S.F. | 12 S.F. |
| 13 TV S.F. | 14 ATL. | 15 PHIL. | 16 PHIL. | 17 PHIL. | 18 N.Y. | 19 N.Y. |
| 20 TV N.Y. | 21 MONT. | 22 MONT. | 23 MONT. | 24 PHIL. | 25 PHIL. | 26 PHIL. |
| 27 PHIL. | 28 N.Y. | 29 N.Y. | 30 N.Y. | 31 N.Y. | | |

SEPTEMBER OCTOBER

| SUN | MON | TUE | WED | THU | FRI | SAT |
|------------------|-----------------|------------|------------|------------|-----------------|-----------------|
| | | | | | | |
| 3 MONT. | 4 TV HST. | 5 HST. | 6 CIN. | 7 CIN. | 8 TV S.D. | 9 TV S.D. |
| 10 TV S.D. | 11 CIN. | 12 CIN. | 13 HST. | 14 HST. | 15 ATL. | 16 ATL. |
| 17 ATL. | 18 S.F. | 19 S.F. | 20 S.F. | 21 S.F. | 22 S.D. | 23 S.D. |
| 24 S.D. | 25 S.F. | 26 S.F. | 27 S.F. | 28 ATL. | 29 ATL. | 30 ATL. |
| 1 ATL. | | | | | | |

■ Night Home Game

■ Night Away Game

□ Day Home Game

□ Day Away Game

**DODGERS
FANS,
THIS BUD'S
FOR YOU.®**



LOS ANGELES DODGERS 1989 MEDIA GUIDE